



# TEXAS

## 2024 FOOTBALL GAME NOTES

### BROADCAST INFORMATION

#### TELEVISION

Network ..... SEC Network  
Play-by-Play ..... Tom Hart  
Analyst ..... Cole Cubelic  
Reporter ..... Alyssa Lang

#### LOCAL RADIO

Network ..... Longhorn Radio Network/LEARFIELD  
Play-by-Play ..... Craig Way  
Analyst ..... Roger Wallace  
Reporter ..... Will Matthews

#### SPANISH RADIO

Network ..... Longhorn Radio Network/LEARFIELD  
Play-by-Play ..... Dr. Rubén Pizarro-Silva  
Analyst ..... Raul Saenz

#### NATIONAL RADIO

Network ..... ESPN  
Play-by-Play ..... Mike Couzens  
Analyst ..... Jordan Reid  
Reporter ..... Ashley Stroehlein

### COACHING STAFF

#### ON THE FIELD

Steve Sarkisian ..... Head Coach  
Kenny Baker ..... Defensive Line  
Jeff Banks ..... Asst. Head Coach/Special Teams Coord./TEs  
Tashard Choice ..... Associate Head Coach (Offense)/RBs  
Kyle Flood ..... Offensive Coordinator/OL  
Terry Joseph ..... Defensive Passing Game Coord./Secondary  
Pete Kwiatkowski ..... Defensive Coordinator/OLBs  
AJ Milwee ..... Co-Offensive Coordinator/Quarterbacks  
Johnny Nansen ..... Co-Defensive Coordinator/Linebackers  
Torre Becton ..... Director of Football Performance

#### IN THE BOOTH

Blake Gideon ..... Associate Head Coach (Defense)/Safeties  
Chris Jackson ..... Passing Game Coordinator/Wide Receivers

### WHAT'S INSIDE

- 1 ..... Game Information/Coverage
- 2 ..... Media Information
- 3-21 ..... Game Notes
- 22-23 ..... Steve Sarkisian/Coaching Staff
- 24 ..... Numerical Roster
- 25 ..... Alphabetical Roster
- 26-27 ..... The Last Time
- 28-32 ..... 2024 Box Scores
- 33-44 ..... Select Players Game-by-Game Statistics
- 45 ..... Career Highs (Offense & Specialists)
- 46 ..... Career Highs (Defense)
- 47-57 ..... 2024 Statistics
- 58-59 ..... Starters & Participation

### THE MATCHUP | WEEK 5 VS. MISSISSIPPI STATE



#### MISSISSIPPI STATE BULLDOGS

2024 Record ..... 1-3 (0-1 SEC)  
AP/Coaches Rank ..... N/A  
Head Coach ..... Jeff Leiby (Oklahoma, 2007)  
Record at Mississippi State ..... 1-3 (1st year)  
Career Record ..... 1-3 (1st year)

#### TEXAS LONGHORNS

2024 Record ..... 4-0 (0-0 SEC)  
AP/Coaches Rank ..... 1/2  
Head Coach ..... Steve Sarkisian (BYU, 1997)  
Record at Texas ..... 29-14 (4th year)  
Career Record ..... 76-49 (11th year)

### SERIES HISTORY

Overall Record ..... Series tied, 2-2  
In Austin ..... Series tied, 1-1  
Away ..... Mississippi State leads, 1-0  
Neutral ..... Texas leads, 1-0

Leiby vs. Texas ..... N/A  
Sarkisian vs. Mississippi State ..... N/A

Current Streak ..... Texas, Won 1 (1999)  
Last Meeting ..... Texas 38, Mississippi State 11 (1999)  
Longest Texas Streak ..... Won 1 (1999)  
Longest Mississippi State Streak ..... Won 2 (1991, 1992)

Largest Texas Win ..... Texas 54, Mississippi State 7 (1921)  
Largest Mississippi State Win ..... Mississippi State 28, Texas 10 (1992)

### TEAM STATISTICAL COMPARISON (2024)

Category	State		Texas	
	FBS Rank	Value	FBS Rank	Value
Total Offense	67	401.80	12	511.30
Rushing Offense	97	133.30	44	189.8
Passing Offense	36	268.50	10	183.48
Team Passing Efficiency	36	157.75	10	183.48
Scoring Offense	T-62	.31	11	47.50
Total Defense	111	416.80	5	211.80
Rushing Defense	123	216.80	26	95.80
Passing Yards Allowed	T-64	200	8	116
Team Passing Eff. Defense	111	148.51	8	85.07
Scoring Defense	107	30.80	T-1	5.5
Turnover Margin	T-82	-0.25	T-34	0.75
3rd Down Conversion Pct.	39	0.455	15	0.520
4th Down Conversion Pct.	50	0.600	T-60	0.571
3rd Down Conv. Pct Defense	T-115	0.456	4	0.218
4th Down Conv. Pct Defense	T-90	0.625	T-53	0.500
Red Zone Offense	T-108	0.750	19	0.957
Red Zone Defense	81	0.882	T-2	0.500
Net Punting	23	42.21	T-31	41.30
Punt Returns	14	19.50	99	4.89
Kickoff Returns	19	25.50	34	23.17
First Downs Offense	T-32	.89	T-17	.95
First Downs Defense	127	.95	T-9	.45
Fewest Penalties per Game	T-70	6.25	T-60	.6
Fewest Penalty Yds per Game	70	.56	45	.46
Time of Possession	130	24.15	47	31.09

### GAMEDAY INFORMATION

Kickoff Time ..... 3:15 p.m. CT  
Location ..... Austin, Texas  
Stadium ..... Darrell K Royal-Texas Memorial Stadium  
Texas in 2024 ..... 4-0  
Home ..... 3-0  
Road ..... 1-0  
Neutral ..... 0-0  
vs. SEC ..... 0-0  
vs. Ranked ..... 1-0

### 2024 LEADERS



QUINN EWERS | JUNIOR QB

#### PASSING

58-OF-79 (73.42%)  
691 YDS  
8 TD, 2 INT



JERRICK GIBSON | FRESHMAN RB

#### RUSHING

42 ATT  
215 YDS (5.0 YPC)  
3 TD



ISAIAH BOND | JUNIOR WR

#### RECEIVING

15 REC  
290 YDS (19.3 YPR)  
3 TD



ANTHONY HILL JR. | SOPHOMORE LB

#### TACKLES

25 TOTAL  
3.5 TFL, 2.0 SACKS  
1 INT

### 2024 SCHEDULE

 Austin, Texas Aug. 31   2:30 PM	 Ann Arbor, Mich. Sept. 7   11 AM	 Austin, Texas Sept. 14   6:00 PM	 Austin, Texas Sept. 21   7 PM	 Austin, Texas SEC Network   3:15 p.m.	 Dallas, Texas ABC or ESPN   2:30 PM	 Austin, Texas TBD   TBD	 Nashville, Tenn. TBD   TBD	 Austin, Texas 11 AM   ABC or ESPN	 Fayetteville, Ark. 11 AM   ABC or ESPN	 Austin, Texas TBD   TBD	 College Station, Texas TBD   TBD
--	---	---	--------------------------------------	--	--	--------------------------------	-----------------------------------	--	---	--------------------------------	---

# MEDIA INFORMATION

## FOOTBALL MEDIA RELATIONS

**Sr. Assoc. Athletics Director** .....John Bianco  
 ..... john.bianco@athletics.utexas.edu  
**Assistant Athletics Director** ..... Thomas Stepp  
 ..... thomas.stepp@athletics.utexas.edu  
**Assistant Director** .....Grace Tafolla  
 ..... grace.tafolla@athletics.utexas.edu

## SOCIAL MEDIA

**WEBSITE** ..... TexasLonghorns.com  
**X** ..... @TexasFootball

**INSTAGRAM** ..... texasfootball

Up-to-date information on the football team is available on the football page at [www.TexasLonghorns.com](http://www.TexasLonghorns.com). Quotes from news conferences, releases, feature stories and game notes will be available. You can also follow on Twitter and Instagram for the most updated content and information.

## WEEKLY NEWS CONFERENCE

A weekly news conference with head coach Steve Sarkisian is held on Monday at 11:30 a.m. CT in the Centennial Room. The Longhorn Network and Austin Radio Network air it live and a replay is posted later in the day on [TexasLonghorns.com](http://TexasLonghorns.com).

## POSTGAME

The Texas locker room is closed. Postgame interviews at home are anticipated to take place in the Moncrief Athletics Complex. Interviews on the road will be determined on a game by game basis. **NO INTERVIEWS ARE TO BE CONDUCTED ON THE FIELD FOLLOWING THE GAME.** Failure to abide by this rule will result in termination of credential.

## CREDENTIALS

Requests may be submitted at [utcredentials.com](http://utcredentials.com).

## SPANISH BROADCAST

The Longhorn Radio Network/LEARFIELD offers Cadena Deportiva, a Spanish language radio broadcast of Texas football games. All games are available at [TexasLonghorns.com](http://TexasLonghorns.com) and the Longhorn Network mobile app.

## COLLEGE FOOTBALL PLAYOFF MEGACAST

This year, as part of their CFP MegaCast productions, ESPN presents the Hometown Audio Feed: Fans can listen to our radio broadcast, with the audio feed synced up with ESPN's presentation on the ESPN App and Longhorn Network. This MegaCast feed is made possible in conjunction with the Longhorn Radio Network Powered by LEARFIELD.

## LONGHORN RADIO NETWORK

For complete coverage of Texas Longhorns football, tune into the Longhorn Radio Network/LEARFIELD. Craig Way (play-by-play), Roger Wallace (color) and Will Matthews (sideline) call the action. Longhorn Weekly, Steve Sarkisian's one-hour radio show, airs Thursdays on the radio network.

Abilene	KWKC	1340
Abilene	KTJKHD3	101.7
Austin	KVET	1300*
Austin	KVET	98.1*
Austin	K276EL	103.1*
Big Spring	KBST	1490
Carthage	KGAS	104.3
Carthage	KGAS	1590
Corpus Christi	KEYS	1440
Crockett	KIVY	92.7
Crockett	KIVY	102.9
Crockett	KIVY	105.5
Dallas	KRLD	1080
Del Rio	KWMC	1490
El Paso	KROD	600
Fort Stockton	KFST	860
Henderson	KWRD	1470*
Houston	KBME	790
Marshall	KMHT	1450
Marshall	KMHT	103.9
Midland	KBAT	99.9
McAllen	KVNS	1700
San Angelo	KKSA	1260
San Antonio	WOAI	1200
San Antonio	KTKR	760
Texarkana	K300DW	107.9*
Texarkana	KCMC	740
Tyler	KTBB	600
Tyler	KTBB	92.1
Waco	KWTX	1230
Victoria	KLUB	104.9

\*Flagship

## SATELLITE RADIO

This week's broadcast can be heard on Satellite radio on SiriusXM channel 82 and SXM App.

## USE OF AUDIO/VIDEO COVERAGE

Any accredited media entity using "video or audio materials" (film, traditional video or audio, digital video or audio, photos, etc.) from University of Texas Athletics events (games, practices, post-practice/postgame interviews and press conferences) may use that material only for traditional television newscasts, web-based or print coverage (see note below regarding policy on game video on web), or other electronic transmission as approved by The University in writing, with a limitation of up to three (3) minutes in length from any single event. That three (3)-minute package may contain no more than two (2) minutes of game highlights. Its usage must be only as supporting edited video/audio for a reported video/audio story and not simply as a raw video post/rebroadcast/streamed highlights or interview sessions. Accredited media entities may not offer any live video, audio or other coverage of the event (or tape delay rebroadcast coverage in its entirety) without the advance written permission of The University of Texas athletics department. Video is for news usage only and may not be sponsored or sold. This policy includes all games, matches, practices and events involving any of Texas' athletics programs. It includes all media events — press conferences, pre/post-practice interviews and pre/post-game interviews.


**NOTE REGARDING USE OF GAME VIDEO:** Policy permits entities to use up to two (2) minutes of video on air (whether taken from the network feed or shot themselves) or on the entity's website. Reports and features must be filed postgame and not during the game. If a game/event is contracted to a network television partner, all highlights may remain on a website no longer than 48 hours following the game/event's conclusion. Highlights may not be used via social media platforms except as a link back to the website/URL hosting the highlights.

**EXCEPTION:** With advance written permission from the UT Athletics department, media entities will be permitted to rebroadcast the Steve Sarkisian weekly Monday press conferences in its entirety. Video from that 20-minute press conference can be used for either over the air rebroadcast or web postings. Live distribution of the weekly Monday press conference is not permitted. If posted on a website, it must be removed 48 hours after the conclusion of the press conference.

## PHOTOGRAPHY

Action shots of UT coaches and student-athletes can be requested by contacting the UT Athletics Photo Department at [photo@athletics.utexas.edu](mailto:photo@athletics.utexas.edu).

**COLLEGEPRESSBOX.COM** is the official media website for Division I football. Access and download game notes, quotes, statistics, media guides, headshots, logos and more for all FBS schools, conferences, postseason games, awards and the College Football Playoff. For access, please register for an account at [collegepressbox.com/register](http://collegepressbox.com/register).





# GAME NOTES

## QUICK FACTS

### GENERAL INFORMATION

Name	University of Texas
Location	Austin, Texas
Founded	1883
Enrollment	52,384 (41,309 undergraduate)
Nickname	Longhorns
Mascot	Hook 'Em
Colors	Burnt Orange and White
Conference	Southeastern (SEC)
President	Jay Hartzell
Vice President & Director of Athletics	Chris Del Conte
Home Field	Darrell K Royal-Texas Memorial Stadium
University Website	utexas.edu
Athletics Website	TexasLonghorns.com
Conference Website	SECSports.com

### HISTORY

First Year of Football	1893
All-Time Record	952-392-33
All-Time Bowl Record	31-26-2
Last Bowl	2024 Sugar Bowl/CFP
Last Bowl Opponent	No. 2 Washington (L, 31-37)
Conference Championships*	29
..... 1920, 1928, 1930, 1942, 1943, 1945, 1950, 1952	
..... 1953, 1959, 1961, 1962, 1963, 1968, 1969, 1970	
..... 1971, 1972, 1973, 1975, 1977, 1983, 1990, 1994	
..... 1995, 1996, 2005, 2009, 2023	
National Championships	4
..... 1963, 1969, 1970, 2005	

\*The 1996-97 academic year was Texas' first in the Big 12  
 \*The 2024-25 academic year is Texas' first in the SEC

### 2024 TEAM INFORMATION

Seniors (inc. super seniors)	22
Juniors	30
Sophomores	23
Freshmen (inc. redshirts)	42
Letterwinners Returning/Lost	38/31
Offense/Defense/Specialists (Returning)	17/19/2
Starters Returning/Lost	10/12
Offense	5/6
Defense	5/6

### 2023 INFORMATION

Overall Record	12-2
Home/Road/Neutral	6-0/5-0/1-2
Big 12 Record/Finish	8-1/1st
Final Ranking	3 (CFP)   3 (AP)   4 (Coaches)
Bowl Game	Sugar Bowl/CFP
Bowl Opponent	Washington
Bowl Result	L, 31-37

### COACHING STAFF

Head Coach	Steve Sarkisian
Alma Mater	BYU, 1997
Record at UT/Years	26-14 (.650)/4th
Career Record/Years	73-49 (.598)/11th
X	@CoachSark
Instagram	steve.sarkisian
Assistant HC/Special Teams Coordinator/TE	Jeff Banks
Defensive Line	Kenny Baker
Associate Head Coach (Offense)/RB	Tashard Choice
Offensive Coordinator/Offensive Line	Kyle Flood
Associate Head Coach (Defense)/Safeties	Blake Gideon
Passing Game Coordinator/Wide Receivers	Chris Jackson
Defensive Passing Game Coord./Secondary	Terry Joseph
Defensive Coordinator/OLB	Pete Kwiatkowski
Co-Offensive Coordinator/Quarterbacks	AJ Milwee
Co-Defensive Coordinator/Linebackers	Johnny Nansen
Strength and Conditioning	Torre Becton

### THE OPENING KICKOFF

- Texas continues its 132nd season of football at 3:15 p.m. CT Saturday, Sept. 28, when it clashes with the Mississippi State Bulldogs inside Darrell K Royal-Texas Memorial Stadium. The game will air on SEC Network with Tom Hart (play-by-play), Cole Cubelic (analyst) and Alyssa Lang (sideline) on the call.
- Saturday's game will mark UT's first-ever conference meeting as a member of the Southeastern Conference after joining the league in July 2024.
- The Longhorns and Bulldogs meet for the fifth time in history and first time since 1999 on Saturday. Texas and Mississippi State tussled in the 1999 Cotton Bowl in Dallas with the Horns claiming a 38-11 victory. The all-time series between Texas and Mississippi State is tied at 2-2.
- Texas is fresh off a 51-3 win at home against the University of Louisiana-Monroe on Sept. 21. With the win against ULM, the Longhorns have started 4-0 for the second-consecutive year.
- Following Texas' 56-7 win over UTSA on Sept. 14, Texas moved to No. 1 in the AP Poll for the first time since Oct. 26, 2008. For the second-consecutive week, UT is ranked at No. 1 in the AP Poll. It marks UT's 47th appearance at No. 1 in the AP Poll.
- Texas currently boasts 952 all-time wins, the fourth-most in college football history. UT holds an all-time record of 952-392-33 (.703). The Longhorns' 952 wins are the second most by an SEC team following Alabama's 967 victories.

### SERIES HISTORY VS. MISSISSIPPI STATE

- Texas and Mississippi State meet on the gridiron for the fifth time in history and for the first time since 1999. The all-time series between the Longhorns and the Bulldogs is even at 2-2.
- Saturday will be the first time both teams face each other as members of the Southeastern Conference.
- It'll be the first time both teams face off in Austin since 1992.
- During the last meeting, Texas cruised to a 38-11 win at the 1999 Cotton Bowl in Dallas. Texas RB Ricky Williams ran for 203 yards on 30 touches (6.3 yards per carry) and had two rushing touchdowns. Longhorn QB Major Applewhite completed 15-of-26 passes for 225 yards and three touchdowns. Texas WR Wane McGarity hauled in four catches for 132 yards and two scores through the air. On defense, Aaron Babino led UT with nine tackles (eight solo), 3.0 tackles for a loss of 13 yards and 1.0 sack for a loss of eight yards.

### RESULTS VS. MISSISSIPPI STATE (ALL-TIME)

Year	Location	Result	Score
1921	Austin, Texas	W	54-7
1991	Starkville, Miss.	L	13-6
1992	Austin, Texas	L	28-10
1999!	Dallas, Texas	W	38-11

\*! Cotton Bowl

### A TEXAS WIN WOULD ...

- Be Texas' 953rd all-time victory, the fourth-winningest program in college football history.
- Give Steve Sarkisian his 77th victory as a head coach and 30th at Texas in his 125th career game as a head coach.
- Seal UT its 11th-straight win at home, dating back to the 2022 season. Texas did not drop a home game during the 2023 season and is 3-0 at home in 2024 with Texas putting up 50+ points in four-consecutive home games.
- Give the Longhorns a 3-2 all-time series edge vs. Mississippi State.

### VICTORY COUNT

- 2023 marked the third time in program history that Texas went to a bowl game with 12 wins (2005, 2009, 2023).
- Last season, Texas had three wins over teams in the final College Football Playoff Top-25 rankings: Alabama, Oklahoma State, Kansas State
- The Longhorns posted eight wins over bowl-eligible teams in 2023.

### YEAR FOUR OF THE SARKISIAN ERA

- Texas Football Head Coach Steve Sarkisian is in his fourth season at the helm of the Longhorns and his 11th season as a head coach overall.
- Sarkisian and the Longhorns turned in a historic season in 2023 with a 12-2 record, a Big 12 Championship, No. 3 final ranking and College Football Playoff semifinal appearance. He has also compiled top-5 recruiting classes over the past three years.
- Sarkisian was named a finalist for the Bear Bryant, George Munger and Eddie Robinson Coach of the Year awards after leading Texas to its first Big 12 Championship since 2009, winning 12 games for the first time since that season and reaching the College Football Playoff for the first time in program history.
- The 2023 Longhorns became just the fourth team in program history to amass 12 or more victories in a single season after going 12-2.
- Last season, the Texas offense ranked 15th in the nation and third in the conference averaging 35.8 points per game, the fifth-straight top-25 scoring output for a Sarkisian-led offense.
- The Longhorns were one of only five Power-5 programs that ranked among the top 15 in scoring offense (35.8 ppg) and scoring defense (18.9 ppg), finishing 15th nationally in both.
- The offensive showing also marked the ninth top-25 scoring offense in Sarkisian's career.
- Last season marked the eighth time a Sarkisian offense averaged at least 34 points per game.
- RB Jonathon Brooks rushed for 1,139 yards in 2023 marking the 12th consecutive year a Sarkisian offense has had a 1,000-yard rusher.

### TEXAS AT THE TOP

- Following Texas' dominant 56-7 victory at home against UTSA on Sept. 14, the Longhorns were ranked No. 1 in the AP Poll for the first time since Oct. 26, 2008. UT was ranked No. 1 in the AP Poll for three-consecutive weeks during the 2008 season (Oct. 12-26).
- UT is ranked No. 1 in the AP Poll for the second-consecutive week.
- Texas has 47 overall appearances at No. 1 in the AP Poll.
- The Longhorns received 44 first-place votes in this week's poll.

### A FREQUENT FACE IN THE AP POLL

- Texas has been ranked in the Top 25 of both major polls for 25 straight weeks, including 19 consecutive weeks in the Top 10 and earned a spot among the Top 5 in each of the last seven polls. That's the longest AP Top 25 ranking streak since Mack Brown's Longhorns were ranked among that poll's Top 25 for a UT-best 162-straight weeks (fifth-longest in AP Poll history) from 2000-10.
- Texas was ranked among the Top 25 of the Coaches Poll for a school-best 208-straight weeks from 1998-2010.
- The 19 straight weeks in the Top 10 is the best since the Longhorns spent 38-straight weeks in the Top 10 of one of the polls from 2007-10. UT's streak in The

# GAME NOTES

## THE LAST TIME...

	<b>JAN. 1, 1999</b>
	Dallas, Texas   Cotton Bowl Attendance: 72,611
<b>TEXAS</b>	<b>38</b>
<b>MISSISSIPPI STATE</b>	<b>11</b>

Score by Quarters	1	2	3	4	OT	Score
Texas	7	7	24	0	-	38
Mississippi State	0	3	0	8	-	10

### Scoring Summary

Qtr	Time	Team	Summary
1st	02:17	UT	McGarity 59-yd pass from Applewhite
2nd	05:11	UT	McGarity 52-yd pass from Applewhite
	02:32	MSU	Hazelwood 39-yd field goal
3rd	12:34	UT	R. Williams 37-yd run
	06:39	UT	Stockton 47-yd field goal
	02:42	UT	R. Williams 2-yd run
	0:14	UT	K. Cavil 18-yd pass from Applewhite
4th	10:07	MSU	L. Grant 5-yd pass from Wyatt

	MSU	UT
FIRST DOWNS	18	27
RUSHES-YARDS (NET)	32-87	43-238
PASSING YDS (NET)	205	225
Passes Comp-Att-Int	16-40-1	15-26-0
TOTAL OFFENSE PLAYS-YARDS	72-292	69-463
Fumble Returns-Yards	0-0	0-0
Punt Returns-Yards	4-68	2-12
Kickoff Returns-Yards	5-129	1-32
Interception Returns-Yards	0-0	1-6
Punts (Number-Avg)	7-41	6-37.2
Fumbles-Lost	2-1	1-0
Penalties-Yards	9-89	5-55
Possession Time	27:59	32:01
Third-Down Conversions	3 of 14	6 of 14
Fourth-Down Conversions	1 of 2	0 of 0
Red-Zone Scores-Chances	0-0	0-0
Sacks By: Number-Yards	1-9	3-32

**RUSHING:** Texas - R Williams, 203 yards, 2 TDs; Hodges, 26; Brown, 15; Applewhite, -6.

**PASSING:** Texas - Applewhite, 15-26-0, 225 yds, 3 TDs.

**RECEIVING:** Texas - Williams, 5-45; McGarity, 4-132, 2 TDs; Cavil, 3-31, 1 TD; Lewis, 2-26.

**INTERCEPTIONS:** Texas - Walker, 1-6.

**Fumbles:** None.

AP Top 10 reached 34 during that stretch.

• The current Top 5 streak of seven weeks in a row is the most since the Horns were ranked in the Top 5 of one of the polls for 32 weeks in-a-row from 2007-10 (30-straight in the AP Top 5).

• Texas has made 778 all-time appearances in the Associated Press Top 25, which debuted in 1936. Alabama and Oklahoma are the league's only other current members to be featured in the AP Top 25 on more than 700 occasions.

### MOST AP POLL TOP 25 APPEARANCES (SEC PROGRAMS, ALL-TIME)

Rank	Current Rank	App.
1. Oklahoma	No. 21	903
2. Alabama	No. 4	878
3. Texas	No. 1	778
4. LSU	No. 14	670
5. Georgia	No. 2	666
6. Florida	NR	646
7. Tennessee	No. 5	623
8. Auburn	NR	602
9. Texas A&M	No. 24	493
10. Arkansas	NR	432
11. Ole Miss	No. 6	338
12. Missouri	No. 11	270
13. Mississippi State	NR	209
14. South Carolina	NR	191
15. Kentucky	NR	111
16. Vanderbilt	NR	91

### TEXAS VS. RANKED OPPONENTS (ALL TIME)

Overall record	140-165-8 (.460)
Home	52-49-4 (.514)
Away	37-50-0 (.425)
Neutral (including bowls)	51-66-4 (.438)

• The Longhorns' AP Top 25 history includes 57 preseason poll appearances (35 top-10), 47 total weeks at No.1 and 51 appearances in the final poll (28 top-10).

• Texas has been ranked in 67 of the last 98 AP Polls, dating back to week five of the 2018 season. That stretch includes the current active streak of 25-straight appearances as well as a streak of 24 consecutive appearances in the AP Top 25.

### OFFENSIVE PRODUCTION UNDER SARKISIAN

• Under Steve Sarkisian, the Texas offense has posted five of top-25 single-game, total offenses in program history following Sept. 14's 56-7 win over UTSA.

### TOP-25 TOTAL OFFENSES (SINGLE-GAME, PROGRAM HISTORY)

Rank	Opponent	Date	
1. 715	New Mexico State	8/31/13	
2. 692	Rice	9/26/98	
3. 689	UTEP	9/12/20	
4. 676	at Ole Miss	9/15/12	
	676	at SMU	11/11/69
6. 673	North Texas	9/4/04	
7. 662	OKLAHOMA STATE*	12/2/23	
8. 661	KANSAS	9/30/23	
9. 658	at Texas Tech	11/5/16	
10. 657	at Baylor	11/9/68	
11. 651	TCU	11/15/69	
12. 650	at California	9/19/15	
13. 645	at Baylor	11/9/68	
14. 639	TEXAS TECH	9/25/21	
	639	UTEP	9/26/09

16. 638	Colorado	12/29/20	
	638	Kansas	10/19/19
18. 637	at Kansas	11/11/00	
19. 626	Houston	11/10/90	
20. 624	Oklahoma State	10/5/96	
21. 623	San Jose State	9/9/17	
22. 620	RICE	9/18/21	
23. 617	Kansas	11/12/05	
	617	Rice	10/11/77
25. 614	UTSA	9/14/24	
	614	at Houston	11/11/95

\*Big 12 Championship Game

### BIG WIN AT THE BIG HOUSE

• In Week 2, Texas defeated No. 10/9 Michigan, 31-12, at Michigan Stadium on Sept. 7.

• Texas' 19-point win at Michigan (31-12) was the Longhorns' largest margin of victory against a top-10 team on the road since 1979. That year, UT knocked off No. 5 (AP)/7 (Coaches Poll) Missouri, 21-0, in Columbia. It also was the Longhorns' biggest point differential over a top-10 team overall since 2005 when UT knocked off No. 10/8 Texas Tech in Austin, 52-17.

• Texas' 31-12 victory at No. 10/9 Michigan, coupled with its 34-24 win at No. 3/3 Alabama in 2023, marks the first time since 1990-91 that the Horns have knocked off top-10 ranked non-conference opponents in consecutive regular seasons. UT defeated No. 4 OU 14-13 in 1990 & No. 5 OU 10-7 in 1991.

• Texas moved to 2-0 all-time against the Wolverines and 1-0 in regular season matchups.

• The victory by Texas clinches the 140th all-time victory for the Longhorns against a ranked opponent with 37 coming on the road and the 950th all-time victory for UT.

• The Texas offense combined 246 passing yards with 143 rushing yards to outgain the Wolverines, 389-284.

• It was the Longhorns' first win on the road against a reigning national champion since Oct. 13, 1998, when UT beat Nebraska, 20-16, to end the Cornhuskers' 47-game home winning streak.

• The Longhorns sport a 140-165-8 (.460) all-time record against ranked foes, including a 37-50-0 (.425) record on the road.

• UT holds a 67-32-2 record when its the higher ranked team in an top-25 matchup.

### TEXAS VS. RANKED OPPONENTS (ALL TIME)

Overall record	140-165-8 (.460)
Home	52-49-4 (.514)
Away	37-50-0 (.425)
Neutral (including bowls)	51-66-4 (.438)

### TALKIN' TURNOVERS

• UT has recorded seven interceptions this season which leads the SEC and ranks fourth nationally. The Longhorns have intercepted at least one pass in each of their four games this season.

• All seven interceptions have come from a different Longhorn: DB Jadae Barron vs. Colorado State, EDGE Ethan Burke vs. UTSA, Jay'Vion Cole vs. ULM, LB Anthony Hill Jr., DB Wardell Mack vs. Colorado State, DB Andrew Mukuba vs. Michigan, DB Derek Williams Jr. vs. Michigan.

• UT has filed multiple interceptions in three of four games this season.

• This past Saturday vs. ULM, UT picked off the Warhawks twice with LB Anthony Hill Jr. and DB

# GAME NOTES

Jay'Vion Cole recording one apiece to extend the Longhorns' streak to four-straight games with an interception.

- Texas forced three Michigan turnovers on Sept. 7 - two interceptions and a fumble.
- DB Andrew Mukuba intercepted Michigan QB Davis Warren with 7:37 remaining in the second quarter, returning it three yards to the UM37.
- DB Jahdae Barron recorded a fumble recovery and returned it two yards to the UM42.
- DB Derek Williams Jr. intercepted Michigan QB Davis Warren with 2:31 left in the third quarter at the UM48.
- The Longhorns did not turn over the ball and have only recorded one turnover, a deflected interception, in eight quarters this season.
- Ethan Burke increased Texas' streak of three consecutive games with an interception after picking off UTSA's Eddie Lee Marburger for a 30-yard interception return touchdown, marking the first interception return for a touchdown by a Longhorn since Jett Bush had a 43-yard interception return against Texas Tech on Nov. 24, 2023.
- Burke's interception return for a touchdown was also the first non-offensive touchdown by a Longhorn student-athlete during the 2024 campaign.

## SNAPPING STREAKS

- The Longhorns snapped Michigan's 23-game home winning streak with the victory on Sept. 7.
- Texas snapped UM's 16-game winning streak which dated back to the 2022 season.
- The Longhorns snapped the Wolverines' Big Ten record 29-game regular season win streak.
- It also solidified Michigan's first regular season, non-conference home loss in a decade (2014-23 games).

## LONGHORNS IN THE NATIONAL SPOTLIGHT FOLLOWING MICHIGAN WIN

- Several Texas Longhorn players received national praise for their performances in UT's 31-12 win at No. 10/9 Michigan on Sept. 7 last week.
- QB Quinn Ewers earned the Maxwell Award's National Player of the Week honor while also being named the Earl Campbell Tyler Rose Player of the Week, the Southeastern Conference's Offensive Player of the Week and the Reese's Senior Bowl Offensive Player of the Week. Ewers was also selected to the Davey O'Brien Great 8 and tabbed a Manning Star of the Week.
- Center Jake Majors claimed the Outland Trophy's National Player of the Week to go along with being named Co-Offensive Lineman of the Week by the Southeastern Conference.
- DB Andrew Mukuba earned the Jim Thorpe Award's National Defensive Back of the Week.
- TE Gunnar Helm was announced as the East-West Shrine Bowl's "Texas Star of the Week" and was an honorable mention selection for the Earl Campbell Tyler Rose Award Player of the Week.

## BIG PLAYS IN THE BIG HOUSE

- The Longhorns had seven plays for 20 or more yards throughout the ballgame, including one for a touchdown.
- Texas had five plays for 20 or more yards in the first half.
- 1Q: Isaiah Bond 33-yard reception from Quinn Ewers for a first down.
- 1Q: Gunnar Helm 22-yard reception from Quinn Ewers for a first down.
- 1Q: Gunnar Helm 21-yard reception from Quinn Ewers for a touchdown.
- 2Q: Matthew Golden 20-yard reception from Quinn

Ewers for a first down.

- 2Q: Jaydon Blue 23-yard reception from Quinn Ewers for a first down.
- 3Q: Gunnar Helm 22-yard reception from Quinn Ewers for a first down.
- 3Q: Ryan Wingo 55-yard rush for a first down.

## COACHING CONTINUITY

- Texas is the only program among the Power 4 conferences with the same head coach and offensive & defensive coordinators for the last four years.
- Texas has had only five total coaching changes in three seasons under Steve Sarkisian. RB Coach Stan Drayton left after year one (2021) to be head coach at Temple, and WR Coach Andre Coleman moved on as well that year; WR Coach Brennan Marion left after one season (2022) to become the offensive coordinator at UNLV; following the 2023 season, DL Coach Bo Davis returned to his alma mater to coach the defensive line at LSU; and co-defensive coordinator Jeff Choate left to become the head coach at Nevada.
- In the decade prior to Sarkisian's arrival on the Forty Acres, Texas had three head coaches, seven offensive coordinators and six offensive line coaches.
- 2024 marks the fourth year with the same offensive play caller (Sarkisian)/OC (Kyle Flood) and OL coach in Sarkisian's tenure.
- Marks the first time since Greg Davis and Mac McWhorter's 10-year run together (2001-10) that Texas has had the same play caller/OC and OL coach for more than two years in a row.
- The 2024 season will be the second-straight in which the offensive staff has remained intact.
  - Kyle Flood: Offensive Coordinator/Offensive Line
  - Jeff Banks: Assistant Head Coach/Special Teams Coordinator/Tight Ends
  - Tashard Choice: Associate Head Coach (Offense)/Running Backs
  - Chris Jackson: Passing Game Coordinator/Wide Receivers
  - AJ Milwee: Co-Offensive Coordinator/Quarterbacks

## RED ZONE SUCCESS

- The Longhorns' red zone offense ranks second in the SEC this season (0.957) and 19th nationally. Texas is 22-of-23 on red zone chances with 21 touchdowns.
- This past Saturday against ULM, Texas was 7-of-7 with seven touchdowns in the red zone.

## DEFENSE ON DISPLAY

- The 111 total yards of offense by ULM are the fewest allowed by the Longhorns since the 2014 season opener against North Texas when the Mean Green gained just 94 total yards.
- Against ULM, the 54 passing yards allowed by the Longhorns are the fewest since surrendering only 39 to Oklahoma in 2022, and prior to that, 15 against North Texas in 2014.
- In holding ULM to fewer than 60 yards in both rushing (57) and passing (54), it became the first time the Longhorns limited an opponent to fewer than 60 in both categories since 2009 against UTEP when the defense allowed just nine yards rushing and 44 yards passing.

## SETTING THE TONE

- Texas' game-opening touchdown drive against UTSA on Sept. 14 marked the first game-opening scoring drive at home since against Texas Tech on Nov. 24, 2024, when Keilan Robinson capped a seven-play, 56-yard drive vs. the Red Raiders with a 10-yard rushing touchdown.
- In UT's game-opening scoring drive against UTSA

## BY THE NUMBERS

**1** Quinn Ewers is now the only FBS quarterback in the country since the start of last season to throw three touchdowns without an interception against multiple AP top-10 opponents, according to ESPN Stats & Info; Ewers led Texas to a victory at Alabama last season, as well.

**1** Texas checked in at No. 1 in the AP Poll for the second-straight week.

**2** UT's red zone defense (0.500) ranks second nationally while tying for the SEC lead with Ole Miss.

**4** The Longhorns rank fourth nationally in 3rd down conversion defense, allowing a first down just 21.8 percent of the time.

**7** UT has recorded seven interceptions through four games this season which leads the SEC and sits fourth nationally.

**11** The Longhorns dipped into the transfer portal this offseason, welcoming 11 new Longhorns to the Forty Acres.

**16** The Longhorns intercepted 16 passes in 2023, tied for 10th-most in the nation and the most for Texas since 2017 (16).

**21** So far this season, Texas is 22-of-23 on red zone chances with 21 touchdowns.

**31** 31 Longhorns played in their first game for Texas in the season opening win vs. Colorado State.

**45** After tossing two touchdown passes vs. UTSA, Quinn Ewers moved up to sixth all-time in career passing touchdowns at UT with 45 to his name.



# GAME NOTES

## LONGHORN 2024 HONOR ROLL

### BERT AUBURN (SENIOR, K)

- » Preseason Second-Team All-America (Phil Steele)
- » Preseason First-Team All-SEC (Coaches)
- » Preseason First-Team All-SEC (Media)
- » Lou Groza Award preseason watch list
- » Reese's Senior Bowl preseason watch list

### KELVIN BANKS JR. (JUNIOR, OL)

- » Preseason First-Team All-America (Associated Press, ESPN, CBS Sports, The Athletic, Sporting News)
- » Preseason First-Team All-SEC (Coaches)
- » Preseason First-Team All-SEC (Media)
- » Lombardi Award preseason watch list
- » Outland Trophy preseason watch list
- » Reese's Senior Bowl preseason watch list

### JAHDAE BARRON (SENIOR, DB)

- » Preseason Second-Team All-SEC (Media)
- » Preseason Second-Team All-SEC (Coaches)
- » Chuck Bednarik Award preseason watch list
- » Reese's Senior Bowl preseason watch list

### ISAIAH BOND (JUNIOR, WR)

- » Earl Campbell Tyler Rose Award National Player of the Week Honorable Mention (Sept. 16)
- » Preseason Second-Team All-SEC (Media)
- » Preseason Second-Team All-SEC (Coaches)

### JAYDON BLUE (JUNIOR, RB)

- » Preseason Third-Team All-SEC (Media)
- » Doak Walker Award preseason watch list
- » Paul Hornung Award preseason watch list

### HAYDEN CONNER (SENIOR, OL)

- » Allstate Wuerffel Trophy watch list

### QUINN EWERS (JUNIOR, QB)

- » Maxwell Award Player of the Week (Sept. 10)
- » Earl Campbell Tyler Rose Award Player of the Week (Sept. 10)
- » SEC Offensive Player of the Week (Sept. 9)
- » Reese's Senior Bowl Offensive Player of the Week (Sept. 9)
- » Davey O'Brien Great 8 (Sept. 9)
- » Manning Award Star of the Week (Sept. 9)
- » Phil Steele Preseason Fourth-Team All-America
- » Preseason Second-Team All-SEC (Coaches)
- » Preseason Second-Team All-SEC (Media)
- » Davey O'Brien Award preseason watch list
- » Earl Campbell Tyler Rose Award preseason watch list
- » Johnny Unitas Golden Arm Award preseason watch list
- » Manning Award preseason watch list
- » Maxwell Award preseason watch list
- » Walter Camp Player of the Year preseason watch list
- » Reese's Senior Bowl preseason watch list

### GUNNAR HELM (SENIOR, TE)

- » East-West Shrine Bowl "Texas Star of the Week" (Sept. 10)
- » Honorable Mention, Earl Campbell Tyler Rose Award Player of the Week (Sept. 10)

### ANTHONY HILL JR. (SOPHOMORE, LB)

- » Preseason Second-Team All-SEC (Media)
- » Preseason Third-Team All-SEC (Coaches)
- » Bronko Nagurski Trophy preseason watch list
- » Butkus Award preseason watch list

### JAKE MAJORS (SENIOR, OL)

- » Outland Trophy National Player of the Week (Sept. 10)
- » SEC Co-Offensive Lineman of the Week (Sept. 9)

on Sept. 14, WR Isaiah Bond reeled in a seven-yard touchdown pass from QB Quinn Ewers. It clinched the 12th straight successful trip into the red zone for the Texas offense that resulted in a scoring play.

- During the seven-play, game-opening scoring drive, Bond grabbed three of Ewers' seven pass completions.
- The scoring drive sealed the 16th consecutive game QB Quinn Ewers has thrown at least one touchdown pass.

### DOUBLING DOWN ON QUARTERBACKS

- Sept. 14's 56-7 win vs. UTSA marked the first time Texas had multiple quarterbacks record two-or-more passing touchdowns in the same game since Sam Ehlinger (5) and Casey Thompson (2) accomplished the feat in a 59-3 win over UTEP on Sept. 12, 2020.
- Against UTSA, Quinn Ewers tossed two touchdowns on 14-of-16 passing, before Arch Manning threw four on 9-of-12 passing on the night.
- The six total touchdown passes against UTSA are the second-most in a single game in UT history, following the seven against UTEP in 2020.

### DOWNFIELD THREATS

- In the 56-7 win vs. UTSA on Sept. 14, Texas' Ryan Wingo (127) and Isaiah Bond (103) both finished with 100-or-more receiving yards, becoming the first time multiple Longhorns finished a game with 100-or-more receiving yards since Adonai Mitchell (109) and Ja'Tavion Sanders (105) went over the century mark against Oklahoma State in the Big 12 Championship on Dec. 2, 2023.

### 1 X 3

- As a result of Quinn Ewers, Arch Manning and Trey Owens all completing at least one pass throughout Texas' win over UTSA on Sept. 14, it established the first time three different football student-athletes completed at least one pass in the same game since Ewers (23), Maalik Murphy (1) and Ryan Sanborn (1) all connected with at least one receiver in the Longhorns' 31-24 victory at Houston on Oct. 21, 2023.
- It was also the first game that three different UT quarterbacks completed at least one pass in the same game since Casey Thompson (8), Sam Ehlinger (10) and Hudson Card (1) accomplished the feat in Texas' 55-23 win over Colorado on Dec. 29, 2020 in San Antonio, Texas.

### 50 BURGER

- As a result of Ryan Niblett's one-yard touchdown run with 8:18 remaining in the fourth quarter vs. ULM, Texas has opened a season with three-straight 50-plus point performances at home for the first time since 2008.
- To open its 2008 home schedule, Texas beat Florida Atlantic, 52-10, on Aug. 30, before knocking off Rice, 52-10, nearly a month later on Sept. 20. UT then defeated Arkansas 52-10 on Sept. 27, 2008.
- The Longhorns have put up 50+ points on the board in four consecutive home games, dating back to 2023.

### GOING BACKWARDS

- Over the course of UTSA's 69 total plays on Sept. 14, the Texas defense was credited with 12.0 tackles for loss, the most by the Longhorn defense in a single game since recording 12.0 against BYU on Oct. 28, 2023.
- The 12.0 tackles for loss against the Roadrunners on Saturday night were tied for the second most in a single game under fourth-year head coach Steve Sarkisian after having 14.0 against TCU in Austin on Nov. 12, 2022.

### KEEPIN' 'EM OFF THE SCOREBOARD

- By holding the UTSA offense to just seven points throughout Sept. 14's game, the Texas defense has held its first three opponents of the 2024 season to 19 total points, marking the lowest combined point total allowed over the first three games of a season since the 1983 season.
- The 1982 Longhorn defense also allowed just 19 points throughout the first three games of its season.
- By allowing an average of 5.5 points per game through four games in 2024, Texas ties with Ole Miss for the nation's lead in scoring defense. Across four games, UT has only surrendered 22 total points, outscoring foes 190-22.
- The Longhorns rank second nationally and first in the SEC in red zone defense this season (0.500).

### DELIVERING IN DEBUTS

- 31 Longhorns played in their first game for Texas in season opening win vs. Colorado State.

### True Freshman (13)

Brandon Baker  
Kobe Black  
Xavier Filsaime  
Jerrick Gibson  
Alex January  
Jordan Johnson-Rubell  
Michael Kern  
Parker Livingstone  
Wardell Mack  
Collin Simmons  
Ty'Anthony Smith  
Jordan Washington  
Ryan Wingo

### Redshirt Freshman (3)

Derion Gullette (RS)  
Spencer Shannon (RS)  
Colton Vasek (RS)

### Transfers (11)

Silas Bolden  
Isaiah Bond  
Jay'Vion Cole  
Velton Gardner  
Matthew Golden  
Jermayne Lole  
Trey Moore  
Andrew Mukuba  
Amari Niblack  
Bill Norton  
Tiaoalli Savea

### Walk-ons (4)

Dorian Black  
Graham Gillespie  
Thatcher Milton  
Brady Sarkisian

- In his collegiate football debut, true freshman WR Ryan Wingo hauled in four receptions on four targets for a team-high 70 yards. Wingo made his first career reception on a 1st-and-10 play from the Texas 26-yard line with five minutes left in the game's opening quarter as quarterback Quinn Ewers found the St. Louis native for a 16-yard reception. Ewers and Wingo connected for a 9-yard pitch-and-catch on the very next play as well.
- True freshman Jerrick Gibson capped Texas' first drive of the third quarter with a 5-yard rushing touchdown, marking the first career score for the Gainesville, Fla., native on the Forty Acres. Gibson

# GAME NOTES

finished the game with 10 carries for a team-high 67 rushing yards (6.7 ypc) and a score.

- With 2:23 remaining in the third quarter, redshirt freshman QB Arch Manning found WR Silas Bolden in the right flat for a 5-yard touchdown, marking the first career collegiate touchdown pass for the New Orleans native. Manning also found the end zone again on a quarterback keeper, a 1-yard run, in the fourth quarter.
- Five different student-athletes scored their first career touchdowns as a member of the Texas football program: WR Silas Bolden, WR Matthew Golden, WR Isaiah Bond, RB Jerick Gibson and QB Arch Manning.
- As the Colorado State offense was marching towards the end zone during the game's closing minutes, true freshman DB Wardell Mack picked off Rams backup quarterback Jackson Brousseau in the back of the end zone.

## SHUT 'EM OUT

- With Texas' 52-0 win over Colorado State in the season opener, it marked the first time the Longhorns have shutout an opponent to begin the season since Sept. 4, 2004, when UT beat North Texas, 65-0.
- Courtesy of its defensive effort, Texas recorded its first shutout since Oct. 8, 2022, when the Longhorns knocked off Oklahoma, 49-0, in Dallas.
- The 52-point margin of victory marked the highest by the Longhorns since beating Rice, 58-0, on Sept. 18, 2021.

## LEADING THE WAY

- Texas' 31-point halftime lead against the Colorado State Rams was the largest for the Longhorns since having a 31-0 lead over Kansas in Lawrence, Kansas on Nov. 19, 2022.
- Per research gathered by Danny Davis of the Austin American-Statesman, sophomore RB Quintrevion Wisner's 3-yard rushing touchdown to cap the Longhorns' second drive of the afternoon was the first rushing touchdown by Texas to open a new season since the 2014 campaign.
- Malcolm Brown scored the first touchdown of the 2014 season with a 1-yard touchdown run during the first quarter of Texas' 38-7 victory over North Texas on Aug. 30, 2014.
- Wisner's first quarter rushing touchdown was the first of the season for the Glenn Heights, Texas native and second in his last four games after scoring on a 10-yard run with 38 seconds left in the Longhorns' 57-7 win over Texas Tech on Nov. 24, 2023.

## SPREADING THE LOVE

- 77 Texas players (51 in the first half) saw the field against the Colorado Rams on Aug. 31.
- Five players scored their first touchdowns at Texas.
- Eight players recorded rushing attempts.
- 12 players caught passes (10 in the first half).
- 28 players logged at least one tackle.
- 31 players played in their first game as a Longhorn (13 true freshmen, three redshirt-freshmen, 11 transfers and four walk-ons).

## QUARTERBACK MAGIC

- In the season opener against Colorado State, it marked the first time two Longhorn football student-athletes have tossed at least one touchdown in the same game since Oct. 1, 2022, when Hudson Card (3) and Xavier Worthy (1) combined for four passing touchdowns.
- It was also the first time two UT quarterbacks have each thrown a touchdown in the same game since Nov. 13, 2021, when Casey Thompson (6) and Hudson Card (1) totaled seven passing touchdowns against Kansas.

## PUTTING UP POINTS

- Texas' 52 points vs. Colorado State marked the most points in a season-opening game for Texas since Sept. 3, 2022, when the Longhorns beat ULM 52-10.
- 2024 marked the third consecutive even-number season-opening game that Texas has scored 50-or-more points: 2020 (59), 2022 (52) and 2024 (52).
- The Longhorns have scored at least 50 points seven times in the Sarkisian era.

## QUINN IN COMMAND

- **Junior QB Quinn Ewers** has led Texas to 19 wins in 25 starts during his first two seasons on the Forty Acres.
- He currently rides a 16-game streak with at least one passing touchdown, dating back to the 2022 season. That streak is the longest by a Texas quarterback since Colt McCoy from 2007-09.
- Ewers completed 14-of-16 pass attempts for 185 yards and two touchdowns before leaving the game in the second quarter vs. UTSA.
- Saturday also marked the 14th career game that Ewers has tossed multiple touchdowns in a single game, seven of which have been three touchdown performances.
- With Quinn under center in 2024, Texas has recorded 30+ points in all three games during the 2024 season. The Longhorns have scored 30+ points in six straight games with Ewers as the quarterback, dating back to the 2023 season.
- With his two passing touchdowns vs. UTSA, Ewers surpassed Vince Young (2003-05) for sixth on the program's career passing touchdown list.
- Following Texas' road win at No. 10/9 Michigan last on Sept. 7, Ewers was named the Maxwell Award National Player of the Week, Earl Campbell Tyler Rose Player of the Week SEC Offensive Player of the Week and the Reese's Senior Bowl Offensive Player of the Week while also being named to the Davey O'Brien Award Great 8 and a Manning Star of the Week.
- Ewers completed 24-of-36 passing attempts (67 percent) for 256 yards and three touchdowns at Michigan.
- Ewers is now the only FBS quarterback in the country since the start of last season to throw three touchdowns without an interception against multiple AP top-10 opponents, according to ESPN Stats & Info; Ewers led Texas to a victory at Alabama last season, as well.
- With the win against No. 10/9 Michigan at the Big House, Ewers has won eight-straight true road games dating back to 2022, and he's thrown 15 TD passes with just one interception in those games. Three of the eight wins have come at top-15-ranked opponents stadiums and in those games, he has completed 63 percent of his passes for 792 yards & eight TDs (0 INTs).

## QUINN WINS ON THE ROAD

at No. 10 Michigan (2024): 24-36-246-3/0

at No. 3 Alabama (2023): 24-38-349-3/0

at No. 13 Kansas State (2022): 18-31-197-2/0

Total vs. Top-15 Teams: 66-105-792-8/0

## 2022 TD/INT

at Kansas State: 2/0

at Kansas 1/0

## 2023 TD/INT

at #3 Alabama 3/0

at Baylor 1/0

at Houston 2/0

## LONGHORN 2024 HONOR ROLL (CON'T)

- » Preseason Third-Team All-SEC (Media)
- » Rimington Trophy preseason watch list
- » Reese's Senior Bowl preseason watch list

## ARCH MANNING (REDSHIRT FRESHMAN, QB)

- » SEC Co-Freshman of the Week (Sept. 16)
- » Davey O'Brien Great 8 list (Sept. 16)
- » Earl Campbell Tyler Rose National Player of the Week (Sept. 17)

## TREY MOORE (JUNIOR, EDGE)

- » Preseason Third-Team All-SEC (Media)
- » Preseason Third-Team All-SEC (Coaches)

## MALIK MUHAMMAD (SOPHOMORE, DB)

- » Preseason Second-Team All-SEC (Media)
- » Preseason Third-Team All-SEC (Coaches)

## ANDREW MUKUBA (SENIOR, DB)

- » Jim Thorpe Award National Defensive Back of the Week (Sept. 10)
- » Preseason Second-Team All-SEC (Media)
- » Preseason Second-Team All-SEC (Coaches)

## COLIN SIMMONS (FRESHMAN, EDGE)

- » Shaun Alexander Freshman of the Year Award preseason watch list

## WILL STONE (JUNIOR, K)

- » Preseason Second-Team All-SEC (Media)
- » Preseason Second-Team All-SEC (Coaches)

## CAMERON WILLIAMS (JUNIOR, OL)

- » SEC Co-Offensive Lineman of the Week (Sept. 2)

## RYAN WINGO (FRESHMAN, WR)

- » Shaun Alexander Freshman of the Year Award preseason watch list

# GAME NOTES

## LONGHORN 2024 HONOR ROLL (CON'T)

at TCU 1/1  
at Iowa State 2/0

### 2024 TD/INT at #10 Michigan 3/0

- Ewers has thrown multiple touchdown passes in the first three games this season.
- In the season-opening win against Colorado State, Ewers completed 20-of-27 passes (74.1 percent) for 260 yards and three touchdowns.
- With his three passing touchdowns vs. the Rams, Ewers became just the seventh student-athlete in program history to pass for 40-or-more career touchdowns, becoming the first since Sam Ehlinger (2017-20).
- He tossed for 256 yards at No. 10/9 Michigan, pushing his career passing yardage total to 6,162 to pass Vince Young (2003-05) for seventh on the program's career passing yardage list.
- Ewers entered the 2024 season as one of the most recognized names in college football, having been selected to multiple preseason watch lists, including: the Davey O'Brien Award, Earl Campbell Tyler Rose Award, Johnny Unitas Golden Arm Award, Manning Award, Maxwell Award and Walter Camp National Player of the Year Award.
- The junior has been named preseason Second-Team All-SEC by the media and league's coaches.
- Ewers compiled the fourth-most passing yards in single-season program history with 3,479 yards in 2023. His 10 200-yard passing games last season tied for fifth-most in school history and were the most since Sam Ehlinger (13) in 2019.
- The Southlake, Texas, product averaged 296.2 yards of total offense per game last season, which leads all returning SEC quarterbacks in 2024.
- Ewers is one of four returning Power 4 conference quarterbacks to throw for at least 3,400 yards and register 20 or more passing touchdowns in 2023 (Oregon QB Dillon Gabriel, Georgia QB Carson Beck and Miami QB Cam Ward). Ewers and Beck are the only returning SEC quarterbacks to accomplish that feat last season.
- With Quinn in command, the Longhorn offense filed 400+ yards of total offense in 10 games last season, including two games with over 600 yards of total offense (661 vs. Kansas; 662 vs. Oklahoma State).
- With Ewers under center, UT scored 30 or more points in 12 of 14 games last season.
- Ewers has put together eight career games with 300+ passing yards.
- Last season, Ewers ranked amongst the nations best in several categories: 10th in completion percentage (0.690), 12th in passing yards per game (289.9), 13th in total offense (296.2) and 14th in passing yards (3,479).
- In the College Football Playoff Semifinal against No. 2 Washington, Ewers completed 24-of-43 passes for 318 yards and one touchdown, carding his eighth 300-yard passing game of his career.
- Ewers had a career-game against Oklahoma State in the Big 12 Championship on the way to earning the game's Most Outstanding Player honors:
  - He completed 35-of-46 passes for 452 yards and four touchdowns.
  - Broke the Big 12 Championship Game record and established career-highs for completions and passing yards.
  - Equaled the Big 12 Championship Game and his personal best with four touchdown passes.
  - Recorded the first 400-yard passing game of his career and eighth in UT history.

- Had his fifth 300-yard passing game of the season, tied for second-most by a Longhorn QB -- Colt McCoy (2009), Major Applewhite (1999).
- Marked his seventh career 300-yard game, tied for fourth all-time in UT history (James Brown).
- Surpassed 5,000 career passing yards, the eighth-most in program history.
- Also moved over 3,000 passing yards for the season, the sixth Longhorn to accomplish the feat.

### MOST PASSING YARDS (TEXAS, ALL-TIME)

Player	Passing Yards	Year(s)
1. Colt McCoy	13,153	2006-09
2. Sam Ehlinger	11,436	2017-20
3. Major Applewhite	8,353	1998-2001
4. James Brown	7,638	1994-97
5. Peter Gardere	7,396	1989-92
6. Chris Simms	7,097	1999-2002
7. <b>Quinn Ewers</b>	<b>6,347</b>	<b>2022-pr.</b>
8. Vince Young	6,040	2003-05
9. Bret Stafford	4,735	1984-87
10. David Ash	4,728	2011-14

### MOST PASSING TOUCHDOWNS (TEXAS, ALL-TIME)

Player	Passing TDs	Year(s)
1. Colt McCoy	112	2006-09
2. Sam Ehlinger	94	2017-20
3. Major Applewhite	60	1998-2001
4. Chris Simms	58	1999-2002
5. James Brown	53	1994-97
6. <b>Quinn Ewers</b>	<b>45</b>	<b>2022-pr.</b>
7. Vince Young	44	2003-05
8. Peter Gardere	37	1989-92
9. David Ash	31	2011-14
10. Casey Thompson	30	2019-21

- In the 2023 regular-season finale against Texas Tech, he was successful on 17-of-26 passes for 196 yards and one touchdown.
- At Iowa State, he connected on 22-of-33 passes for 281 yards and two touchdowns.
- After missing two games due to a shoulder injury, he returned to lead Texas to victory over TCU, completing 22-of-33 passes for 317 yards and one touchdown.
- Against Houston, he completed 23-of-29 passes for 211 yards and two touchdowns, marking his eighth consecutive game with a touchdown pass and the ninth multi-touchdown pass game of his career.
- He had a string of 14 consecutive completions against the Cougars, the eighth-longest streak in program history.
- Ewers surpassed 4,000 career passing yards during the matchup with Houston, the 11th Longhorn to accomplish the feat.
- In the Red River Rivalry against Oklahoma, Ewers threw for 346 yards and one touchdown on 31-of-37 passing.
- He connected on a string of 19 consecutive passes against OU, breaking Colt McCoy's record of 18 straight against Oklahoma State in 2008.
- His 31 completions equaled a career high and are tied for the 10th most in a game in UT history.
- It marked his second consecutive 300-yard passing game, the first Longhorn with back-to-back games of 300 passing yards since Sam Ehlinger in 2009 (vs. Kansas, at TCU).
- Ewers connected on 25-of-35 passes for 325 yards and one touchdown in the Horns' victory over Kansas, while also rushing seven times for 40 yards and two



# GAME NOTES

touchdowns, including a career-long 30-yard run.

- He also rushed for a touchdown in his third consecutive game, the first Texas QB to accomplish the feat since Sam Ehlinger in 2018 (Tulsa, USC, TCU).
- Tallied his third-straight game with a passing and rushing touchdown and the fourth of his career.
- Had his streak of consecutive passes without an interception ended at 245, the second-longest streak in program history (Sam Ehlinger, 308).

## MOST CONSECUTIVE PASSES W/OUT AN INT (TEXAS, ALL-TIME)

Player	Passes	Year(s)
1. Sam Ehlinger	308	2018
2. <b>Quinn Ewers</b>	<b>245</b>	<b>2022-23</b>
3. Sam Ehlinger	162	2018-19
4. Major Applewhite	156	1999
5. Sam Ehlinger	139	2020

- In the Horns' win at Baylor, he completed 18-of-23 passes for 293 yards and one touchdown and added five carries for 16 yards and another score.
- Surpassed 3,000 career passing yards, the 16th Longhorn to accomplish the feat.
- He had a standout performance in week two at Alabama, earning Walter Camp National Offensive Player of the Week, Maxwell Player of the Week, Big 12 Offensive Player of the Week and Davey O'Brien Quarterback of the Week honors after completing 24-of-38 passes for 349 yards and three touchdowns to guide the then-11th-ranked Longhorns to a 34-24 victory over then-No. 3 Alabama in Tuscaloosa.
- In the fourth quarter against the Crimson Tide, Ewers connected on 6-of-7 passes for 135 yards and two touchdowns.
- Ewers opened the 2023 campaign completing 19-of-30 passes for 260 yards and three touchdowns, while also rushing for another score in the victory over Rice.
- The four touchdowns accounted for matched his career high, established last season against Oklahoma.
- Ewers had one of the top freshman campaigns for a Texas QB in program history, guiding the Longhorns to six wins in 10 starts.
- In his 10 games in 2022, Ewers completed 172-of-296 passes (58.1%) for 2,177 yards, 15 touchdowns and six interceptions.
- His 2,177 passing yards were the fifth-most all time for a Texas freshman and the 22nd-most in program history, while the 15 touchdown passes were the fourth-most in a season for a Longhorn freshman.
- He led Texas to six victories, tied for third-most by a freshman in program history.
- In the Alamo Bowl against Washington, he connected on 31-of-47 passes for 369 yards and one touchdown, establishing career highs for completions and passing yards.
- The 31 completions and 47 passing attempts were the third-most ever for a Texas quarterback in a bowl game and both marks equaled the 10th-most in any single game in program history.
- Additionally, his 369 passing yards were the third-most ever for a Longhorn in a bowl game and 16th-most in a single game in UT history.
- Ewers threw for 319 yards and two touchdowns on 19-of-49 passing at Oklahoma State, the first 300-yard passing game of his career.
- He had a standout performance against Oklahoma in the Red River Showdown, completing 21-of-31 passes for 289 yards and four touchdowns, establishing then-career bests in each category.
- The four touchdown passes are tied for third-most in the UT-OU game in series history and are the most-

ever by a Texas freshman.

- Ewers' four passing scores are also tied for 10th-most in a game in program history and tied for third among Texas freshmen.
- His four touchdown passes were the most for a Texas freshman since Shane Buechele had four against UTEP in 2016.
- His efforts earned him Big 12 Conference Newcomer of the Week honors, the first weekly conference honor of his career.
- He started the first two games of the season for the Longhorns, completing 25-of-36 passes (69.4%), for 359 yards and two touchdowns in four total quarters of action.
- Against then-No. 1 Alabama, Ewers passed for 134 yards and connected on 9-of-12 passes before being sidelined with an injury at the end of the first quarter.
- He made his first career start and his Longhorn debut in the season opener against ULM, guiding the Texas to a season-opening 52-10 victory.
- The transfer from Ohio State completed 16-of-24 passes for 225 yards and two touchdowns. After throwing an interception on his second career passing attempt, he bounced back to connect on eight-straight passes and nine of 10, guiding Texas to four touchdowns, a field goal and a field goal attempt on his next six drives.
- Ewers' 225 passing yards were the third-most since 1950 for a freshman starting in the season opener, trailing Shea Morenz's 347 (1993) and Shane Buechele's 280 (2016).
- He was the sixth Longhorn freshman to start the season opener and the fifth to lead Texas to victory.

## AIR IT OUT ARCH

- After recording a 67-yard touchdown run vs. UTSA on Sept. 14, Arch Manning is the fifth SEC freshman QB in the last 15 years to have a 65+ yard touchdown run, joining South Carolina's LaNorris Sellers (did so on Saturday) Florida's Anthony Richardson (2021) Auburn's Malik Willis (2017) and Texas A&M's Johnny Manziel (2012).
- Arch Manning's 75-yard TD pass (tied for seventh-longest by a UT freshman) to Ryan Wingo and 67-yard TD run (longest ever by a UT freshman) against UTSA marked the first time in UT history that a player recorded a 65-yard-plus pass and run in the same game. Colt McCoy (2009) and Vince Young (2003 and 2005) are the only other players in UT history to post a passing and rushing play of play of 65 or more yards in the same season.
- McCoy had three 65-plus TD passes (68t vs. Kansas, 78t vs. ULM, 88t UCF) and a 65-yard TD run at Texas A&M in 2009. Young recorded a 75-yard TD pass vs. Texas Tech and posted an 80-yard TD run at Oklahoma State in 2005. He also recorded a 67-yard TD pass at Oklahoma State and 65-yard TD run vs. Nebraska in 2003.
- In the last 25 years, only one FBS or NFL QB has had a 75+ yard TD pass, a 65+ yard TD run & another 50+ yard TD pass all in the same game. That one QB was Arch Manning on Saturday. He did it in a span of 15:10 of game time in a game he didn't even start (via OptaStats).
- Manning's 67-yard rushing touchdown was the longest by a UT quarterback since Vince Young was credited with an 80-yard scoring run in the third quarter against Oklahoma State on Oct. 29, 2005.
- The redshirt-freshman's 67-yard rushing touchdown was the longest scoring run by a Longhorn football student-athlete since Jaydon Blue reached the end zone on the ground from 69 yards out during the second quarter of Texas' 57-7 win over Texas Tech on Nov. 24, 2023.
- Manning set a single-game high in passing

## LONGHORN 2024 HONOR ROLL (CON'T)

# GAME NOTES

## LONGHORN 2024 HONOR ROLL (CON'T)

touchdowns with four after throwing one to DeAndre Moore, Jr., during the second quarter and then connecting with Isaiah Bond to open the third quarter.

- Manning's 12-yard touchdown pass to Cook II early in the fourth quarter marked the first time a UT quarterback has accounted for 5-or-more touchdowns in a game since Casey Thompson had six in the Longhorns' 70-35 win against Texas Tech on Sept. 25, 2021.

- Manning's five (four passing, one rushing) touchdowns on the night are the most touchdowns accounted for by a UT freshman quarterback since Colt McCoy had six (six passing) against Baylor on Oct. 14, 2006.

### ALL-TIME UT QB RUNS OF 50 OR MORE YARDS (TEXAS, ALL-TIME)

Yards - Player	Opponent	Year
1. 80t - Vince Young	at Oklahoma State	2005
2. 74t - Bret Stafford	at Stanford	1985
3. 67t - ARCH MANNING*	UTSA	2024
4. 65t - Colt McCoy	at Texas A&M	2009
65t - Vince Young	Nebraska	2003
6. 64 - Vince Young	at Baylor	2003
7. 63 - Eddie Phillips	Notre Dame	1971#
8. 60t - Vince Young	Michigan	2004@
60 - Vince Young	Tulane	2003
10. 59t - Vince Young*	Oklahoma	2003
11. 55 - Marty Akins	Arkansas	1975
12. 52 - Brett Stafford	Air Force	1985+
13. 51 - Vince Young	Rice	2005
14. 50t - Peter Gardere	Texas A&M	1990

\*Freshman I + Bluebonnet Bowl I # Cotton Bowl I @ Rose Bowl

### THE RETURNERS ON OFFENSE

- Texas returns junior quarterback Quinn Ewers, who has started 25 games for the Longhorns in his career. His 6,347 career passing yards rank seventh all-time in Texas history and his 45 career passing touchdowns rank sixth. A semifinalist for the Davey O'Brien Award and Earl Campbell Tyler Rose Award in 2023, he completed 272-of-394 passes (69%) for 3,479 yards, 22 touchdowns and just six interceptions, while he rushed 59 times for 75 yards and five touchdowns last season. His 3,479 passing yards were the fifth-most in a season in UT history and his 272 completions rank sixth. Ewers had six 300-yard passing games, which is tied for the most in a season in program history. Redshirt freshman Arch Manning also returns after appearing in two games last season.

- At running back, junior Jaydon Blue returns after finishing third on the team, respectively, in rushing yards last season behind leading Doak Walker Award candidate Jonathan Brooks, who was injured in the second half of the season and went on to be selected in the NFL Draft. Blue ran for 407 yards and three touchdowns on 65 carries (6.1 ypc) and caught 14 passes for 135 yards and one touchdown last season.

- The wide receiver room features a combination of young talent and experienced incoming transfers. The lone returning player at that position to catch a pass in 2023 is sophomore Johnhtay Cook II, who pulled in eight for 136 yards (17.0 ypr), after the top three wide receivers from last year moved on to the NFL. That trio of Xavier Worthy, Adonai Mitchell and Jordan Whittington accounted for 172 receptions for 2,364 yards and 17 touchdowns. However, joining the team via transfer is another trio of Isaiah Bond from Alabama, Matthew Golden from Houston, and Silas Bolden from Oregon State. Bond played in 27 games with 12 starts during his career at Alabama, registering 65 catches for 888 yards (13.7 ypr) and five touchdowns, and led the Tide with 48 receptions for 668 yards (13.9 ypr) and four touchdowns in

14 games with 11 starts in 2023. Golden played in 20 career games in two seasons with 76 receptions for 988 yards (13.0 ypc) and 13 touchdowns, while Bolden is a two-time second-team All-Pac 12 selection as a return specialist (2022-23), played in 37 career games with 14 starts in four seasons and compiled 80 receptions for 1,076 yards (13.4 ypr) and nine touchdowns, while rushing 21 times for 202 yards (9.6 ypc) and four touchdowns. In addition to Cook, Texas also returns sophomore DeAndre Moore Jr. and redshirt freshman Ryan Niblett.

- At tight end, the Longhorns will look to fill the shoes of Ja'Tavion Sanders who caught 99 passes for 1,295 yards over the last two seasons before departing for the NFL. Back is senior Gunnar Helm, who caught 14 passes for 192 yards and two touchdowns last year, while also excelling in blocking throughout his career, which has spanned 41 games with 12 starts. Senior Juan Davis also returns after appearing in 29 games, along with redshirt freshmen Spencer Shannon and Will Randle. Meanwhile, Texas also adds incoming transfer Amari Niblack from Alabama who played in 24 career games, registering 21 receptions for 342 yards and five touchdowns with Alabama.

- The Longhorns return four of five starters from last year's Joe Moore Award semifinalist unit with the lone departure being RT Christian Jones, who was selected in the NFL Draft. All-American candidate junior LT Kelvin Banks Jr. (31 games/31 starts) leads the returning group, which includes senior C Jake Majors (46 games/45 starts), senior LG Hayden Conner (39 games/31 starts) and junior RG DJ Campbell (25 games/18 starts). Several other players return with significant playing experience including junior Cameron Williams (26 games/5 starts), junior Cole Hutson (26 games/17 starts), sophomores Malik Agbo (20 games), Connor Robertson (18 games) and Neto Umeozulu (12 games).

### VETERAN PRESENCE UP FRONT

- Texas returned four starters along the offensive line with **Kelvin Banks Jr.**, **Hayden Conner**, **Jake Majors** and **DJ Campbell** back for the 2024 season.

- There are 142 combined starts on the 2024 offensive line.

- The average size of the 2024 anticipated starting five offensive linemen (Banks, Conner, Majors, Campbell, Williams) is 6-4, 324.

- The line has only lost one starter from its previous two seasons in RT Christian Jones, who was drafted into the NFL in April. Four starters are returning from last year in Banks, Conner, Majors and Campbell. While the year before, four starters also returned as Hutson, who is also back this season, started at right guard.

- Last season's offensive line finished as a semifinalist for the Joe Moore Award, presented annually to the top offensive line in the country.

- It marks 12th time in the last 31 seasons in which at least four starters from the offensive line return.

- In 2023, the Texas offensive line helped pave the way for one of the most dynamic offenses in school history. The 2023 Longhorns recorded a program-record 6,685 yards of total offense in 14 games - breaking the previous record of 6,657 (13 games), which was set by the 2005 BCS National Championship team.

- The Longhorns ranked ninth nationally and third in the league in total offense after averaging 477.5 yards per game in 2023. Texas averaged 188.4 yards on the ground and 289.1 yards through the air per game in 2023.

- Texas ranked ninth nationally and second in the Big 12 Conference in offensive first downs with 323.

- Last season, the unit blocked for Doak Walker Award semifinalist Jonathon Brooks and Davey O'Brien Award semifinalist Quinn Ewers. They opened holes for running backs Brooks (1,158 yards), CJ Baxter (659

# GAME NOTES

yards) and Jaydon Blue (398 yards).

- The offensive line helped UT rack up 662 yards of total offense in the Big 12 Championship game versus Oklahoma State - the seventh-most in single-game program history.

## KEY O-LINE RETURNERS

Player	Games Played	Starts
Kelvin Banks Jr.	31	31
DJ Campbell	25	18
Hayden Conner	39	31
Jake Majors	46	45
Cole Hutson	26	14
Cameron Williams	26	5

## HOTTEST TICKET IN TOWN

- 2024 Texas Football season tickets are sold out. This is the third consecutive season the Longhorns have sold out of designated season tickets. The excitement around Texas Football following last season's College Football Playoff appearance is at an all-time high as the Longhorns begin play in the Southeastern Conference with an additional 4,500 account holders on the waitlist for season tickets in future years.
- In addition, the annual Allstate Red River Rivalry game versus Oklahoma is also sold out and no additional tickets will be available for purchase. The game, held at historic Cotton Bowl Stadium, will be played October 12 at 2:30 p.m.

## RECORD-SETTING CHAMPIONSHIP GAME

- Texas had 422 yards of offense and 35 points in the first half of the Big 12 Championship Game.
- Texas finished the game with 662 yards of total offense, it is the fifth time they've surpassed 500 total yards of offense this season.
- The 49 combined points in the first half is the most points scored in a half in Big 12 Championship game history. The previous record was 46 (Colorado vs Texas, 2001).
- QB Quinn Ewers, the Big 12 Championship Most Outstanding Player, completed 35-of-46 passes for 452 yards and four touchdowns, breaking the Big 12 Championship Game record and establishing career-highs for completions and passing yards, while also equaling the Big 12 Championship Game and his personal best with four touchdown passes.
- Texas became the only Power 5 team over the last 20 seasons to put up 400 yards of offense and 35 points in a single half of a conference title game.
- Texas' 662 yards of offense in the Big 12 title game were 7th-most ever in a game for Longhorns. Meanwhile, the Longhorns defense held an OSU offense that was averaging 433 yards per game to 281 (89 of which came on the Cowboys final drive when Texas led 49-14).

## SCORING IN BUNCHES

- UT opened the season with 52 points, including 24 points in the second quarter, vs. Colorado State. The Longhorns scored three touchdowns in just over five minutes to close the first half.
- Texas has scored over 30 points in its last seven games, dating back to 2023. In four of those contests, the Longhorns have put up 50 or more points.
- Texas scored 30 points or more points in each of the first nine games of the 2023 season for the first time in program history. Texas has scored at least 30 points in all three games this season.
- The Longhorns were one of three teams to score at least 30 points in each of their first nine games last season. The other two were Michigan and Oregon.
- UT scored at least 30 points in 12 of 14 games in

2023, 18 of the last 21 games and 25 of 31 games since the start of the 2022 season.

- The Longhorns scored at least 21 points in a quarter in each of the first four games last season with two of those occurrences taking place in the fourth quarter.
- Texas has scored in 15 of 16 quarters so far this season.
- The Longhorns are averaging 47.5 points per game this season, which ranks 11th nationally and fourth in the conference.
- UT started fast and hot offensively in Sept. 7's road win at No. 10/9 Michigan, scoring 24 of its 31 points in the first half against the Wolverines.
- In the Sept. 14 win vs. UTSA, the Longhorns put up 14 points in each quarter.
- Texas didn't waste time vs. ULM, scoring 21 points in the first quarter and leading 28-3 going into the half.

## TEXAS RANKED NO. 1 IN ESPN'S FPI

- For the second consecutive week, Texas has checked in at No. 1 in ESPN's College Football Power Index (29.1), followed by No. 2 Alabama, No. 3 Ohio State, No. 4 Georgia and No. 5 Tennessee.
- The FPI is a measure of team strength that is meant to be the best predictor of a team's performance going forward for the rest of the season. FPI represents how many points above or below average a team is. Projected results are based on 20,000 simulations of the rest of the season using FPI, results to date, and the remaining schedule. Ratings and projections update daily. FPI data from seasons prior to 2019 may not be complete.
- Texas leads the country with an FPI rating of 29.1.
- The Longhorns are currently ranked No. 2 in net efficiency and are the only team to be ranked inside the top-five in both offensive and defensive efficiencies. Texas leads the SEC in offensive efficiency and ranks second in defensive efficiency.

## COMPLIMENTARY FOOTBALL

- In 2023, Texas ranked sixth in ESPN's College Efficiencies rankings with an overall rating of 84.5. The Longhorns ranked 17th in offensive efficiency (75.4), eighth in defensive efficiency (80.5) and 13th in special teams efficiency (63.0), joining Alabama as the only teams to rank among the top-20 in all three categories.
- Texas ranked seventh among Power 5 programs in total offense (477.5) and 23rd in total defense (336.7), one of eight programs to rank among the top-25 in both categories. The others were Oregon, Georgia, Tennessee, Missouri, Notre Dame, Miami (FL) and UCLA.
- The Longhorns were one of eight FBS schools (and six Power 5 programs) scoring at least 36 points (36.2) and allowing 18 or fewer points (17.5) per game. The list also includes Florida State, Georgia, Michigan, Notre Dame, Oregon, Penn State and SMU.

## LONGHORNS ON THE SENIOR BOWL WATCH LIST

- 16 Longhorns were named to the Reese's Senior Bowl watch list on Aug. 21. The Senior Bowl, which takes place in Mobile, Ala., is where elite draft prospects from around the country are selected to showcase their talent and connect with coaches and decision-makers from all 32 NFL teams.
- Texas was one of 11 schools with 16 or more selections to the 2025 Senior Bowl watch list.
- Longhorns on the Reese's Senior Bowl watch list: QB Quinn Ewers, WR Silas Bolden, WR Isaiah Bond, TE Gunnar Helm, OL Kelvin Banks Jr., OL Hayden Conner, OL Jake Majors, DL Vernon Broughton, DL Alfred Collins, DL Jermaine Lole, EDGE Trey Moore, EDGE Barryn Sorrell, LB David Gbenda, DB Jahdae Barron,

## LONGHORN 2024 HONOR ROLL (CON'T)



# GAME NOTES

## LONGHORN 2024 HONOR ROLL (CON'T)

DB Andrew Mukuba and K Bert Auburn.

1

### DRAWING A CROWD

- Texas played in front of capacity crowds in each of the last 16 games, dating back to Week 2 of the 2023 season when the Longhorns hit the road to face the Alabama Crimson Tide in Tuscaloosa.
- In this past week's win over UTSA, Darrell K Royal-Texas Memorial Stadium saw its fifth-largest crowd with 102,850 in attendance. The Texas-ULM game was the ninth-highest attended college football game this season.
- Four weeks into the 2024 season, UT has played in two of the top-10 highest attended games across college football.
- Darrell K Royal-Texas Memorial Stadium drew its 11th-largest crowd after 101,892 were in attendance vs. UTSA on Sept. 14.
- In the Sept. 7 road trip to No. 10/9 Michigan, Michigan Stadium recorded an attendance of 111,170. The Texas at Michigan game is the highest attended college football game so far this season.
- At Alabama on Sept. 9, 2023, 100,077 fans filled Bryant-Denny Stadium in Tuscaloosa.
- The following week, 101,777 Longhorns fans packed Darrell K Royal-Texas Memorial Stadium against Wyoming.
- In the 2023 conference opener in Waco, Baylor announced a capacity crowd of 49,165, the eighth-largest attendance figure in McClane Stadium history.
- The Longhorns drew 102,986 fans for the conference home opener against Kansas, the fourth-largest crowd in Darrell K Royal-Texas Memorial Stadium history.
- The 2023 Red River Rivalry against Oklahoma had a capacity crowd of 92,100 fans inside the Cotton Bowl in Dallas.
- In Texas' first game at Houston since 2001, the Longhorns and Cougars drew 42,812 fans to TDECU Stadium.
- The Horns welcomed 101,670 fans back to DKR-Texas Memorial Stadium for the game against BYU.
- The Texas-Kansas State game at Darrell K Royal-Texas Memorial stadium drew the fifth-largest crowd in stadium history: 102,846.
- Back on the road, Texas played in front of 50,812 fans at TCU inside Amon G. Carter Stadium.
- In the final road game of the season, 61,500 fans packed Jack Trice Stadium in Ames, Iowa for the Longhorns' game against the Cyclones.
- Texas hosted 102,452 fans at DKR-Texas Memorial Stadium in the regular-season finale against Texas Tech.
- The Big 12 Championship Game had 84,523 fans in attendance at AT&T Stadium.
- The CFP Semifinal vs. Washington drew 68,791 fans inside the Caesars Superdome in New Orleans, La.

### LONGHORN GRADUATES

- Six members of The University of Texas Football team enter the 2024 season having completed their degree requirements and have earned their degrees prior to the season. The list includes DL Dorian Black, WR Silas Bolden, LB David Gbenda. DL Jermaine Lole, OL Jake Majors and DL Bill Norton.
- Additionally, nine Longhorns are set to earn their bachelor's or master's degrees or graduates certificate in the fall. They are: DB Jahdae Barron, DL Vernon Broughton, DL Alfred Collins, OL Hayden Conner, TE Juan Davis, TE Gunnar Helm, DB Gavin Holmes, OL Max Merrill and EDGE Barryn Sorrell.

### POWER TO THE PORTAL

- 11 new faces arrived on the Forty Acres for the 2024 season via transfer from other colleges. That group includes:

Player .....	Previous School
WR Silas Bolden .....	Oregon State
WR Isaiah Bond .....	Alabama
DB Jay'Vion Cole .....	San Jose State
RB Velton Gardner .....	SMU
WR Matthew Golden .....	Houston
DL Jermaine Lole .....	Louisville
DL Trey Moore .....	UTSA
DB Andrew Mukuba .....	Clemson
TE Amari Niblack .....	Alabama
DL Bill Norton .....	Arizona
DL Tiaoalii Savea .....	Arizona

### SECRET WEAPONS AT TE

- Senior TE **Gunnar Helm** brings leadership and is developed as both a pass catcher and blocker at 6-5, 250 lbs. With the departure of JT Sanders to the NFL, Helm provides extensive experience, having played in 42 career games. Last season, he started six games and caught 14 passes for 192 yards and two touchdowns even with the significant season Sanders produced in receptions.
- The Longhorns add junior **TE Amari Niblack**, who transferred to Texas from Alabama during spring 2024, to the mix. Niblack, who was named to the preseason watch list for the John Mackey Award, played in 24 career games with five starts during his time with the Crimson Tide. As a sophomore in 2023, Niblack hauled in 20 receptions for 327 yards and four touchdowns in 14 games of action.
- Senior TE **Juan Davis** adds more veteran leadership and depth in the tight end room having played in 31 games across four seasons as a Longhorn, primarily on special teams.
- Tight ends at Texas have flourished under Sarkisian. In 2023, Ja'Tavion Sanders (who was selected in the fourth round of the 2024 NFL Draft by the Carolina Panthers), recorded 45 receptions for 682 yards (15.16 ypc) and two touchdowns. Sanders had a standout 2022 season as well, snatching 54 receptions for 613 yards and five scores.

### AT THE HELM

- Senior TE Gunnar Helm had a career day in Texas' 31-12 win at No. 10/9 Michigan on Sept. 7.
- Helm set career highs in both receptions with a team-best seven and receiving yards with a team-high 98 (14 ypc). Helm tallied 45 yards after catch as well against the Wolverines. As a team, Michigan only compiled 51 yards after catch against Texas.
- The Englewood, Colo., product caught a 21-yard receiving touchdown in the first quarter from QB Quinn Ewers. It was Helm's third career receiving touchdown and his first of the 2024 season.
- Against Michigan, Helm recorded three receptions for 20+ yards.
- Helm ranks third on the team in receptions (11) and receiving yards with 197 (17.9 ypc). Against UTSA, Helm pulled in one reception for a career-long 49 yards.
- Helm's 197 receiving yards rank eighth nationally and third in the SEC amongst tight ends.

### OFFENSIVE EXPLOSION

- Texas exploded for 661 yards of offense against Kansas in the Big 12 Conference home opener last year.
- The 661 yards were the sixth-most in program history and the most since totaling 689 yards against

# GAME NOTES

UTEP in 2020.

- UT's 661 yards were the most in a Big 12 game in program history, topping the previous mark of 658 in 2016 against Texas Tech.
- Texas rushed for 336 yards and threw for 325 yards in the victory over Kansas. It marked the seventh time in program history the Longhorns rushed and passed for over 300 yards in the same game and the first time since 2021 against Texas Tech.
- The Longhorns tallied at least 500 yards of offense in three-straight games at Baylor (503), against Kansas (661) and vs. Oklahoma (527), equaling the longest stretch in UT history.
- It marked the sixth time in program history and first time since 2016 that the Longhorns tallied 500-plus yards in three consecutive games with the prior instances occurring in:
  - 1968: 538, at Rice, 547, SMU; 657, at Baylor
  - 1969: 676, at SMU; 555, Baylor; 651, TCU
  - 2005: 606, at Oklahoma State; 645, at Baylor; 617, Kansas
  - 2007: 545, Nebraska; 589, at Oklahoma State; 551, TCU
  - 2016: 548, Baylor; 658, at Texas Tech; 536, West Virginia

## NEW GUYS BRING EXPERIENCE TO THE WR ROOM

- With the departures of wide receivers Xavier Worthy, Adonai Mitchell and Jordan Whittington to the NFL, the Longhorns are tasked with replacing their top pass catchers from the 2023 season.
- Texas had a successful transfer portal haul and bring in junior WR Isaiah Bond (Alabama), senior WR Silas Bolden (Oregon State) and junior WR Matthew Golden (Houston) to the mix.
- UT also returns standout underclassmen in sophomore Johntay Cook II, DeAndre Moore Jr. and Ryan Niblett, who is also seeing time at running back. True freshman Ryan Wingo, a highly touted five-star recruit, turned heads in the Orange-White spring game after snaring four passes for 81 yards and two touchdowns.
- **Isaiah Bond** played in 27 games with 12 starts during his career at Alabama, registering 65 catches for 888 yards (13.7 ypr) and five touchdowns over the past two seasons in helping the Crimson Tide to a College Football Playoff semifinals appearance in 2023 and an Allstate Sugar Bowl Championship in 2022.
- This past season, Bond led Alabama with 48 receptions for 668 yards (13.9 ypr) and four touchdowns in 14 games with 11 starts. He gathered at least three catches in each of the last seven games and pulled in at least four receptions five of the last six. One of his biggest plays came when he hauled in the 31-yard go-ahead touchdown with 32 seconds left to lift Alabama to an Iron Bowl victory over Auburn. Bond also set career highs of seven receptions and 96 yards with one touchdown against Texas A&M.
- **Silas Bolden** a native of Rancho Cucamonga, Calif., and a two-time second-team All-Pac 12 selection as a return specialist (2022-23), played in 37 career games with 14 starts in four seasons with the Beavers. During that time, he compiled 80 receptions for 1,076 yards (13.4 ypr) and nine touchdowns, while rushing 21 times for 202 yards (9.6 ypc) and four touchdowns. He also returned 40 kickoffs for 1,008 yards (25.2 ypr) with a long of 80, along with three punts for 97 yards and one touchdown with a long of 65.
- As a junior last year, Bolden led Oregon State in all-purpose yards with 1,319 and was tied for second with eight total touchdowns. As part of that, he caught 54 passes for 746 yards (13.8 ypr) and five touchdowns, rushed nine times for 84 yards (9.3 ypc) and two

touchdowns, returned 17 kickoffs for 392 yards (23.1 ypr), and brought back three punts for 97 yards and one touchdown. Bolden notched seven games with at least 100 all-purpose yards and made at least two catches in every game with three in all but one contest. Against Utah, he set his career high with 100 receiving yards, matched his career high of six catches with one touchdown, and set a career high of 53 rushing yards with one touchdown on two carries. He helped the Beavers to an 8-5 record last season and an appearance in the Tony the Tiger Sun Bowl.

- **Matthew Golden**, played in 20 career games with 17 starts in two years at Houston, starting eight as a true freshman (2022) and starting all nine games he played in before an injury ended his season as a sophomore in 2023. Golden totaled 76 receptions for 988 yards (13.0 ypc) and 13 touchdowns in two seasons. He also brings depth to special teams as he returned 14 kickoffs for 437 yards (31.2 avg) and two touchdowns. He pulled in 38 receptions for 404 yards and six touchdowns, while returning nine kickoffs for 321 yards (35.7 ypr) and two touchdowns, which went for 100 yards and 98 yards, as a sophomore. He was one of five players nationally to return two kickoffs for touchdowns.
- **Johntay Cook II** played in all 14 games and caught eight passes for 136 yards as a true freshman. He had a season-long 51-yard reception in Texas' win at Baylor.
- **DeAndre Moore Jr.** appeared in 10 games as a true freshman and charted a 15-yard kickoff return at TCU.

## WEAPONS AT WIDEOUT

- 13 Texas players have recorded at least one reception through four games this season.
- In three of four games this season, UT has had 10 or more players record at least one reception (11 vs. ULM, 10 vs. UTSA, 5 vs. Michigan and 11 vs. Colorado State).
- True freshman WR Ryan Wingo totaled three catches for 127 yards and a touchdown vs. UTSA on Sept. 14. It was his first career 100+ yard receiving game. Midway through the third quarter, Wingo and quarterback Arch Manning connected for a 75-yard touchdown play to extend Texas' lead to 42-7. The touchdown reception marked the first career touchdown reception for Wingo, a true freshman out of St. Louis, Mo. Wingo's 75-yard touchdown reception marked the longest by a Longhorn football student-athlete since Casey Thompson found Xavier Worthy for a 75-yard scoring reception on the first play of the game against Oklahoma on Oct. 9, 2021.
- WR Isaiah Bond notched his first career game with 100+ receiving yards after snatching five receptions for 103 yards and two scores. It also marked his first career multi-touchdown effort.
- Against Michigan, five different UT players grabbed a reception.
- Freshman WR Ryan Wingo led Texas with 70 receiving yards on four receptions in his Longhorn debut against Colorado State on Aug. 31.
- Junior WR Isaiah Bond snagged a team-high five receptions for 61 yards and a touchdown against the Rams.
- Junior WR Matthew Golden hauled in three receptions for 50 yards with a team-high two receiving touchdowns in the season opener.
- Sophomore WR Johntay Cook II snared three catches for 56 yards in the season opener.
- Wingo, Bond, Golden and Cook II combined for 15 catches, 237 yards and three touchdowns against the Rams.
- In the win at Michigan, WR Isaiah Bond had three

## LONGHORN 2024 HONOR ROLL (CON'T)

# GAME NOTES

## NCAA / CONF. TEAM RANKINGS (2024)

CATEGORY	NCAA	CONF.	VALUE
3rd Down Conversion Pct	15	5	0.520
3rd Down Conv. Pct Defense	4	3	0.218
4th Down Conversion Pct	60	8	0.571
4th Down Conv. Pct Defense	53	6	0.500
Blocked Kicks			
Blocked Kicks Allowed	1	1	0
Blocked Punts			
Blocked Punts Allowed	1	1	0
Completion Percentage	22	7	0.685
Defensive TDs	13	1	1
Fewest Penalties	68	4	24
Fewest Penalties Per Game	60	4	6.00
Fewest Penalty Yards	55	2	184
Fewest Penalty Yds Per Game	45	2	46
First Downs Defense	9	2	45
First Downs Offense	17	6	95
Fumbles Lost	21	2	1
Fumbles Recovered	73	10	1
Kickoff Return Defense	42	8	17.25
Kickoff Returns	34	5	23.17
Net Punting	31	10	41.30
Passes Had Intercepted	89	13	4
Passes Intercepted	4	1	7
Passing Offense	10	2	321.5
Passing Yards Allowed	8	3	116
Passing Yards per Comp.	22	6	14.45
Punt Return Defense	53	12	6
Punt Returns	99	16	4.89
Red Zone Defense	2	1	0.500
Red Zone Offense	19	2	0.957
Rushing Defense	26	6	95.8
Rushing Offense	44	8	189.8
Sacks Allowed	18	3	0.75
Scoring Defense	1	1	5.5
Scoring Offense	11	4	47.5
Tackles for Loss Allowed	51	9	4.50
Team Passing Efficiency	10	3	183.48
Team Passing Eff. Defense	8	2	85.07
Team Sacks	76	11	1.75
Team Tackles for Loss	36	6	6.8
Time of Possession	47	7	31:09
Total Defense	5	3	211.8
Total Offense	12	4	511.3
Turnover Margin	34	4	0.75
Turnovers Gained	15	3	8
Turnovers Lost	69	10	5
Winning Percentage	1	1	1.000

receptions for 51 yards with a long of 33 yards.  
 • WR Matthew Golden turned in another standout performance for UT, collecting six catches for 41 yards and a score. Golden leads Texas with three touchdown receptions this season.

### SPREADING THE BALL AROUND

- Last season, three different players had 10-reception games: Xavier Worthy (10 at TCU), Jordan Whittington (10 vs. Oklahoma) and Adonai Mitchell (10 against Kansas).
- Texas recorded at least one 100-yard receiver in seven of 14 games last season, including one game with two 100-yard receivers (vs. Oklahoma).
- Xavier Worthy hauled in 10 passes against TCU, the third time last season Texas had a receiver with at least 10 receptions in a game.
- It marked the first time since 2019 the Longhorns had three games with a player catching 10 or more passes.
- The three games are tied with 1999 and 2019 for third-most in a season in program history. The program record is five in 2008, followed by four in 2009.
- Three different players with 10 reception-games in a season is the most in program history. The only other season to feature multiple players with 10-plus receptions games was 2008 (Jordan Shipley, three times; Quan Cosby, once).

### THE RETURNERS ON DEFENSE

- Texas returns four of its top five and six of its top eight tacklers from last season, although top tackler linebacker Jaylan Ford was one of four defensive players to be chosen in this year's NFL Draft, along the defensive tackle tandem of Byron Murphy and Outland Trophy winner TVondre Sweat, who went in the first and second rounds, respectively, and cornerback Ryan Watts.
- Along the defensive front, the Longhorns return two starting edge defenders in junior Ethan Burke and senior Barryn Sorrell. Burke led the team with 5.5 sacks last season and was second with nine tackles for loss, while Sorrell, who has played in 37 games with 28 starts, led the team in pressures with 11 to go along with four sacks and 4.5 tackles for loss. Texas also returns junior Justice Finkley and redshirt freshmen Colton Vasek and Tausili Akana on the edge, while adding UTSA transfer Trey Moore, who was named the 2023 American Athletic Conference Defensive Player of the Year after posting 45 total tackles, 17.5 tackles for loss and a school-record 14 sacks.
- In the middle of the line, despite the loss of Murphy and Sweat, the Longhorns bring back significant contributors in seniors Alfred Collins (52 games/16 starts) and Vernon Broughton (44 games/6 starts), along with sophomores Aaron Bryant and Jaray Bledsoe and redshirt freshman Sydir Mitchell. In addition, three senior transfers join the unit in Bill Norton and Tiaoalii Savea from Arizona, and Jermaine Lole from Louisville. Norton also previously played at Georgia from 2019-2022 and helped the Bulldogs to back-to-back National Championships in 2021-22, while Savea has played in 32 career games, including 19 at Arizona after one year at UCLA. Lole also previously played at Arizona State and has appeared in 46 career games with 35 starts.
- Freshman All-American linebacker Anthony Hill Jr. comes back as the team's leading returning tackler with 67, including five sacks and eight tackles for loss. He is joined at linebacker by super senior David Gbenda, who was fourth on the team in tackles last year with 50 and has played in 51 career games with 15 starts. Another senior in Morice Blackwell Jr. comes back with 37 games played and five starts, while sophomore Liona Lefau (18 games played) and redshirt freshman Derion Gullette also return.
- Thorpe Award semifinalist senior Jahdae Barron leads the secondary and was third on the team in tackles (60) and

second in pass breakups (6), while adding 4.5 sacks, one interception and one fumble recovery. That was on the heels of a 2022 season where he registered a team-leading 11.5 tackles for loss, 78 tackles (43 solo), and an interception return and fumble return for touchdowns. Junior Michael Taaffe led the team with three interceptions, while sophomore Derek Williams Jr. posted 42 tackles as a freshman. Junior Jaylon Guilbeau will look to return to form following injury, and sophomore Jelani McDonald played in 12 games as a freshman. Texas also adds Clemson transfer and former Freshman All-American Andrew Mukuba who totaled 149 tackles, 20 pass breakups, two fumble recoveries and one interception in 35 games (31 starts) with the Tigers.

- At cornerback, sophomore Malik Muhammad played in all 14 games last year with two starts and notched 31 tackles, one interception and four pass breakups and is joined by senior Gavin Holmes, who also played in 14 games with two starts. Redshirt freshman Warren Roberson also returns, and Texas adds San Jose State transfer junior Jay/Vion Cole, who was an All-Mountain West selection and posted team highs of three interceptions and 10 pass breakups.

### SEASONED SECONDARY

- Texas is returning a veteran secondary group from last season with the addition of two transfer defensive backs in **Andrew Mukuba** (Clemson) and **Jay/Vion Cole** (San Jose State).
- Senior DB **Jahdae Barron** is back for his final season in the Burnt Orange after a stellar 2023 season. A 2023 Jim Thorpe Award semifinalist and staple in the UT secondary, Barron has hauled in a plethora of 2024 preseason accolades that include: Second-Team All-SEC by the media and league's coaches, the Chuck Bednarik Award watch list and the Bronko Nagurksi Trophy watch list.
- **Barron** opened the 2024 season with his fourth career interception in the season opener against Colorado State on Aug. 31. Barron turned in another strong performance at No. 10/9 Michigan, acquiring four total tackles (two solo), a fumble return for two yards and one PBU. Against UTSA in Week 3, Barron carded five total tackles (three solo stops). This past week vs. ULM, Barron totaled three tackles (one solo) and a pass break-up. As a junior in 2023, Barron played in 14 games with 12 starts, registering 61 tackles (32 solo), 4.5 tackles for loss, one interception, one fumble recovery and a career-high six pass breakups. A native of Austin, Texas, Barron tallied four tackles (three solo) and had a 16-yard interception return against No. 3 Alabama that shut down the Crimson Tide's first offensive drive and was named the East-West Shrine Bowl Texas Star of the Week following his dominant performance in the win. In the Red River Rivalry versus Oklahoma, Barron had a team-high 11 tackles (five solo) and one tackle for loss. Barron also posted a 10-plus tackle game with 11 (six solo) to go along with one sack and a 0.5 tackle for loss Week 3 against Wyoming. In the Big 12 Championship versus Oklahoma State, Barron recorded two tackles and two pass breakups to seal the conference crown.
- Sophomore **Malik Muhammad** is back for his second season after making two starts and playing in all 14 games as a true freshman in 2023. Muhammad totaled 31 tackles (21 solo), one interception, four pass breakups and returned a blocked punt for a touchdown. In his Longhorn debut against Rice, he had five solo tackles and a pass breakup. In the Red River Rivalry against Oklahoma, he scooped up a blocked punt in the end zone for a touchdown. He had three tackles (one solo), one pass breakup and hauled in his first career interception against Texas Tech. Making his first career start in the Big 12 Championship game versus Oklahoma State, he accumulated four solo tackles and



# GAME NOTES

one pass breakup. Muhammad had three tackles (two solo) in a start against Washington in the Sugar Bowl. He also picked up 2024 preseason honors after being named second-team All-SEC by the media and third-team All-SEC by the league's coaches.

- The addition of **Andrew Mukuba** from Clemson adds more veteran presence to the Longhorn secondary. Against Michigan, Mukuba racked up four total tackles, one interception and two PBUs. This last week vs. UTSA, Mukuba accumulated five total tackles (four solo), including one tackle for a loss of four yards. Mukuba had three tackles (two solo) vs. ULM. Mukuba was credited with 149 tackles (4.5 for loss), one sack, 20 pass breakups, two fumble recoveries and one interception in 35 games (31 starts) from 2021-23. An Austin, Texas, native, Mukuba made an immediate impact in 2021 to earn Freshman All-America selection from nearly every outlet in 2021 and became the first true freshman defensive back to start a season opener for Clemson since freshman eligibility in 1972. He recorded 45 tackles (2.0 for loss), seven pass breakups and a fumble recovery after starting all 10 games in 2023. He posted seven tackles (1.5 for loss) and a pass breakup vs. No. 12 Notre Dame and registered three tackles and two pass breakups (plus an additional pass breakup on a two-point conversion attempt) vs. No. 20 North Carolina.

- Junior **Michael Taaffe** has played in 30 games with 13 starts and was named 2023 honorable mention All-Big 12 and a nominee for the Burlsworth Trophy. Taaffe finished second on the team with five tackles (two solo), including 1.5 tackles for a loss of seven yards, last Saturday vs. ULM. He played in all 14 games with nine starts in 2023, compiling 48 tackles (28 solo), 2.5 tackles for loss, three interceptions, two pass breakups and one blocked punt. He intercepted passes in three consecutive games against Houston, BYU and Kansas State.

- Sophomore **Derek Williams Jr.** saw significant playing time as a true freshman in 2023, appearing in 13 games after registering 42 tackles (24 solo), two tackles for loss and two pass breakups. Williams established a career-high in tackles with seven (three solo) with one tackle for loss against BYU. Williams had an interception at Michigan to go along with five total tackles (three solo).

- Senior **Gavin Holmes** played in all 14 games with two starts in 2023, totaling 16 tackles (13 solo) with two pass breakups.

- Junior **Jaylon Guilbeau** returned and led Texas with eight tackles against Colorado State in the season opener. Guilbeau also carded five total tackles (two solo), one tackle for a loss of one yard and one PBU at Michigan on Sept. 7. Guilbeau had three tackles (two solo) against UTSA on Sept. 14.

## JAHDAE ALL DAY

- Senior DB **Jahdae Barron** has hauled in the preseason accolades after a standout 2023 season where he was named a semifinalist for the Jim Thorpe Award.
- In Week 3 vs. UTSA on Sept. 14, Barron compiled five total tackles (three solo).
- At Michigan, Barron logged four total tackles, one fumble recovery and one PBU.
- Barron filed one tackle and picked off Colorado State QB Brayden Fowler-Nicolosi in the season opener, returning it for 30 yards. It was his fourth career interception and first since Alabama in 2023.
- Barron has been named preseason second-team All-SEC by the media and league's coaches while also being tabbed to preseason watch lists for the Chuck Bednarik and Bronk Nagurski Trophy.

- Last season, he tallied five tackles (four solo) in the victory at TCU, then collected a trio of tackles in victories at Iowa State and versus Texas Tech, adding a pass breakup against the Red Raiders.

- Barron made plays all over the field against BYU on Oct. 28, 2023, collecting six tackles (two solo) with two tackles for loss, one pass breakup and a pass deflection that led resulted in a Terrance Brooks interception to set up Texas' second touchdown of the game.

- He was a difference-maker for the Longhorns against Houston in 2023, providing a second-half spark with three timely tackles (two solo) and a pass breakup on the Cougars' final offensive play of the game that halted the drive at the Texas 10-yard line.

- The Austin native registered 11 tackles (five solo) with one tackle for loss in the Red River Rivalry against Oklahoma.

- Barron tallied three solo tackles, including a tackle for loss, and recovered a fumble that led to a Texas touchdown.

- Against Wyoming, Barron had a then-season-high 11 tackles (six solo), 0.5 TFL and one pass breakup in the win, including four third-down plays to force fourth down - three tackles and one pass breakup.

- At Alabama, Barron set the tone for the day, intercepting a pass to shut down the Crimson Tide's first drive and returning it 16 yards to set up Texas' first score.

- Barron added four tackles (three solo) in the win in Tuscaloosa, including a third-down tackle that forced an Alabama field goal.

- In 2022, Barron tallied a career-high 78 tackles (43 solo) including a team-leading 11.5 tackles for loss while adding two interceptions, one quarterback hurry, three pass breakups, one fumble recovery and two defensive touchdowns (INT, FR).

- He became the first FBS defensive back since 2000 to register double-digit tackles for loss, one fumble return for a touchdown and one interception return for a touchdown in the same season.

- Posted at least five tackles in eight games in 2022, including three double-digit performances.

- The pair of non-offensive touchdowns gave him three for his career, two shy of Michael Huff's UT record.

## MOST NON-OFFENSIVE TOUCHDOWNS (TEXAS, ALL-TIME)

Player	Total TDs	Years
1. Michael Huff	5 (4 INT; 1 FR)	2002-05
2. D. Jamison	4 (2 KR; 1 PR; 1 INT ret)	2018-22
Br. Foster	4 (2 INT; 1 FR; 1 blk PR)	2004-07
Aaron Ross	4 (3 PR; 1 FR)	2003-06
Jordan Shipley	4 (3 PR; 1 KR)	2006-09
<b>6. J. Barron</b>	<b>3 (1 blk PR; 1 INT ret; 1 FR)</b>	<b>2020-pr.</b>

- Barron notched seven tackles (three solo) in the Alamo Bowl against Washington.
- He tallied five tackles (two solo) with two tackles for loss and his first career sack in helping Texas to a win in the season finale against Baylor.
- The Austin native had a career day against TCU, recording 11 tackles with a career-high nine solo and 3.5 tackles for loss, while also collecting his first fumble recovery and returning it 48 yards.
- Barron posted a critical PBU to prevent a TD and create a turnover on downs at Kansas State.
- He had a standout game against Oklahoma State, recording a career-best 12 tackles (six solo) with 1.5 tackles for loss.
- Against Oklahoma in the Red River Showdown, Barron picked off a pass to shut down a Sooner drive,

## NCAA /CONF. INDIVIDUAL RANKINGS (2024)

NAME/CATEGORY	NCAA	CONF.	VALUE
<b>Jahdae Barron</b>			
Fumbles Recovered	6	2	1
Total Interceptions	54	6	1

<b>Jaydon Blue</b>			
Rushing TDs	49	8	3
Scoring	23	8	10
Total TDs	19	5	5

<b>Isaiah Bond</b>			
Receiving TDs	30	7	3
Receiving Yards	45	6	290
Receiving Yards per Game	55	7	72.5
Yards per Reception	43	9	19.33

<b>Ethan Burke</b>			
Total Interceptions	54	6	1

<b>Jay'Vion Cole</b>			
Total Interceptions	54	6	1

<b>Quinn Ewers</b>			
Completion Percentage	9	3	0.734
Completions per Game	42	4	19.33
Passing Efficiency	16	5	175.2
Passing TDs	20	3	8
Passing Yards per Game	49	7	230.3
Points Responsible For per game	29	6	16
Yards per Pass Attempt	34	7	8.75

<b>Jerrick Gibson</b>			
Rush Yards per Carry	58	8	5.39

<b>Matthew Golden</b>			
Combined Kick Returns	45	5	139
Kickoff Returns	24	3	23.2
Receiving TDs	30	7	3

<b>Gunnar Helm</b>			
Yards per Reception	48	6	18.9

<b>Anthony Hill Jr.</b>			
Total Interceptions	54	6	1

<b>Wardell Mack</b>			
Interceptions per game	63	5	0.3
Total Interceptions	30	5	1

<b>Arch Manning</b>			
Passing TDs	33	6	7
Passing Efficiency	4	3	205.3
Yards per Completion	1	1	19.86
Points Responsible For	35	6	54
Points Responsible For per Game	18	4	18
Yards per Pass Attempt	3	2	12.26

<b>Andrew Mukuba</b>			
Total Interceptions	54	6	1

<b>Derek Williams Jr.</b>			
Total Interceptions	54	6	1

<b>Ryan Wingo</b>			
Yards per Reception	5	3	26.56

\*\*Must be ranked in the NCAA Top 75 and Conference Top 10 \*\*

# GAME NOTES

## IN THE RANKINGS

### ASSOCIATED PRESS TOP 25 (Week 4)

Rk	Team (1st)	Record	Points
1	TEXAS (44)	4-0	1,527
2	Georgia (13)	3-0	1,482
3	Ohio State (5)	3-0	1,432
4	Alabama	3-0	1,328
5	Tennessee	4-0	1,283
6	Ole Miss	4-0	1,269
7	Miami (FL)	4-0	1,139
8	Oregon	3-0	1,073
9	Penn State	3-0	1,051
10	Utah	4-0	1,037
11	Missouri	4-0	1,009
12	Michigan	3-1	805
13	USC	2-1	690
14	LSU	3-1	637
15	Louisville	3-0	553
16	Notre Dame	3-1	546
17	Clemson	2-1	540
18	Iowa State	3-0	530
19	Illinois	4-0	458
20	Oklahoma State	3-1	388
21	Oklahoma	3-1	375
22	BYU	4-0	327
23	Kansas State	3-1	168
24	Texas A&M	3-1	77
25	Boise State	2-1	69

Others Receiving Votes: Washington State 67, Indiana 63, Boston College 55, UNLV 53, Pitt 37, Nebraska 25, Iowa 24, JMU 11, South Carolina 7, Liberty 4, Arkansas 3, UCF 3, Arizona 2, SMU 2, Navy 1.

### COACHES POLL TOP 25 (Week 4)

Rk	Team (1st)	Record	Points
1	Georgia (35)	3-0	1,350
2	TEXAS (18)	4-0	1,324
3	Ohio State (2)	3-0	1,279
4	Alabama	3-0	1,185
5	Ole Miss	4-0	1,145
6	Tennessee	4-0	1,094
7	Oregon	3-0	1,016
8	Penn State	3-0	967
9	Miami (FL)	4-0	912
10	Utah	4-0	904
11	Missouri	4-0	887
12	Michigan	3-1	692
13	LSU	3-1	632
14	Notre Dame	3-1	553
15	Clemson	2-1	542
16	USC	2-1	520
17	Louisville	3-0	509
18	Oklahoma	3-1	404
19	Iowa State	3-0	386
20	Oklahoma State	3-1	326
21	Illinois	4-0	307
22	BYU	4-0	167
23	UNLV	3-0	124
24	Texas A&M	3-1	119
25	Kansas State	3-1	116

Others Receiving Votes: Washington State 94, Indiana 67, Pitt 50, Boise State 42, UCF 35, Iowa 34, Arizona 16, Boston College 15, Duke 14, JMU 13, Nebraska 7, Washington 6, Rutgers 5, Colorado 5, SMU 4, South Carolina 2, Navy 1, Liberty 2, Arkansas 2.

### 2024 WEEK-BY-WEEK RANKINGS

WEEK	AP	COACHES	CFP
Preseason	4	4	N/A
Week 2	3	3	N/A
Week 3	2	3	N/A
Week 4	1	2	N/A
Week 5	1	2	N/A

and also tallied six tackles (three solo) and had half a tackle for loss.

- Versus West Virginia, he posted six tackles (five solo) and had one tackle for loss.
- He had a career day at Texas Tech, establishing career bests with 10 tackles, six solo tackles and two tackles for loss.
- Barron recorded his first career interception against UTSA and took it 44 yards for the first pick-six of his career. He also added six tackles (three solo) in the victory over the Roadrunners.
- His effort against UTSA earned him Big 12 Defensive Player of the Week honors.
- Had four tackles (two solo) against Alabama.

### DESTRUCTIVE D-LINE

- With the departures of Byron Murphy II and T'Vondre Sweat to the NFL, the Longhorns turn to other standout defensive linemen to lead the defense in 2024.
- Texas added four defensive linemen via transfer portal in the spring, bringing in Trey Moore (UTSA), Bill Norton (Arizona), Jermaine Lole (Louisville) and Tiaoalii Savea (Arizona).
- Senior EDGE **Barryn Sorrell** brings a veteran presence to the defensive line. The New Orleans, La., native has played in 37 games with 28 starts and was named honorable mention All-Big 12 by the conference's coaches in 2023. Versus, UTSA, Sorrell filed three tackles (one solo), including a season-high 1.5 tackles for a loss of seven yards. He started all 14 games and totaled 37 tackles (17 solo), 4.5 tackles for loss and four sacks as a junior in 2023.
- Junior EDGE **Ethan Burke**, a third-year standout from Austin, has played in 28 career games with nine starts. In the win over UTSA, Burke was credited for three tackles (one solo), including a tackle for a loss of two yards, and an interception that he returned 30 yards for a touchdown in the waning minutes of the fourth quarter. An honorable mention All-Big 12 honoree in 2023, Burke recorded 41 tackles (21 solo), nine tackles for loss, a team-leading 5.5 sacks, one forced fumble and one rumble recovery. He had a career day at No. 3 Alabama with four tackles (all solo), two tackles for loss and one sack. Burke then made a career-high six tackles (three solo) with half a tackle for loss in the Red River Rivalry against Oklahoma. In the CFP semifinal vs. No. 2 Washington, he equaled his career high with six tackles (four solo), including half a tackle for loss.
- Senior DL **Alfred Collins** returns for his fifth season on the Forty Acres and has now appeared in 52 games with 16 starts. An honorable mention All-Big 12 selection in 2023, Collins registered 22 tackles (12 solo) with two tackles for loss, two sacks and two pass breakups. Collins posted a season-high five tackles (one solo) with two quarterback hurries against Texas Tech.
- Senior DL **Vernon Broughton** embarks on his fifth season with the Longhorns and has played in 44 games with six starts. Broughton established career highs with 17 tackles (seven solo) 4.5 tackles for loss, one sack, one pass breakup and one fumble recovery in 2023.
- Junior EDGE **Trey Moore** transferred to Texas from UTSA in spring 2024 and has been an immediate spark on the defensive side of the ball. Moore was named the 2023 American Athletic Conference Player of the Year and recognized on the AAC first-team. A three-time AAC Defensive Player of the Week in 2023, Moore posted 45 total tackles, including 30 solo stops, 17.5 tackles for a loss and a school-record 14 sacks – only 0.5 shy of the AAC single-season record – with one forced fumble, one interception and four passes defended. The San Antonio, Texas, product had 3.5

- sacks and one forced fumble against UAB. He logged a season-high seven tackles with three sacks each against Texas State and East Carolina. As a freshman in 2022, Moore hauled in Freshman All-America distinction from the Football Writers Association of America, The Athletic and College Football News in 2022. He was selected to the Conference USA All-Freshman Team and Honorable Mention All-Conference. Starting all 14 contests at outside backer, he broke the school single-season record for tackles for loss with 18. He tallied 59 total tackles, 30 solo stops, eight sacks, six pass breakups, five quarterback hurries, two forced fumbles and a fumble recovery.
- Senior DL **Bill Norton**, a graduate transfer from Arizona, who also previously played at Georgia from 2019-2022, appeared in all 13 games for Arizona in 2023, starting all but the Stanford game. The Memphis, Tenn., native collected 32 tackles (14 solo, 18 assists) with 2.5 tackles for a loss of five yards, two fumbles, five pressures and three pass breakups. He helped Arizona finish fifth in the Pac-12 and 25th nationally in rush defense, allowing 118.23 yards per game elped the defense finish fifth in the nation on fourth downs (30.0%) and 17th in the red zone (76.0%). Norton notched at least three tackles in seven games.
- Senior DL **Jermaine Lole** is a graduate transfer defensive lineman from Louisville, who also previously played at Arizona State from 2018-2021, and has played in 46 career games with 35 starts. The Long Beach, Calif., native appeared in 14 total games for Louisville, including 12 in 2023 and two in 2022 prior to a season-ending injury. In 2023, Lole totaled 19 tackles, including 5.0 tackles for loss and 1.5 sacks. He contributed two tackles and sack in a conference win versus No. 20 Duke. In the ACC Championship game against Florida State, he registered four tackles including a half tackle for loss for two yards. Lole collected three tackles against USC in the Holiday Bowl to help Louisville to a 10-win season. In 28 games at Arizona State, Lole recorded 123 tackles, including 20 tackles for loss and 11 sacks, with eight pass breakups, however he missed the 2021 season with an injury after being named a preseason All-American by Pro Football Focus (PFF).
- Senior DL **Tiaoalii Savea** transferred to Texas from Arizona following the 2023 season and has played in 32 career games, including 19 at Arizona that included two starts after having transferred from UCLA where he spent one season and played in 10 games. With the Wildcats, he accumulated 36 tackles, 7.5 tackles for loss, 1.5 sacks, three pressures, one fumble recovery and one blocked kick in two seasons. Last season, he appeared in 12 games with starts against Stanford at nose guard and against Utah at EDGE, collecting 22 tackles, six tackles for loss for 24 yards, 1.5 sacks and three pressures. He tallied multiple tackles in seven games, and against Washington he posted three tackles with two tackles for loss and one sack. Savea helped Arizona to a 10-3 record last year, including a 38-24 win over No. 12 Oklahoma in the Valero Alamo Bowl. All three losses were by seven points or fewer with one coming by seven in overtime at Mississippi State, another by two in triple overtime at No. 9 USC, and the other by seven against No. 7 Washington, which went on to play in the CFP National Championship Game.

### EXPERIENCE ON THE D-LINE

Player	Games Played	Starts
Barryn Sorrell	37	28
Ethan Burke	28	9
Alfred Collins	52	16
Vernon Broughton	44	6

# GAME NOTES

Trey Moore	33	27
Bill Norton	47	12
Jermayne Lole	46	35
Tiaoaalii Savea	32	2
<b>Total</b>	<b>316</b>	<b>138</b>

## RUNNING INTO A WALL

- The Longhorns have held two teams to less than 100 rushing yards across four games this season.
- Texas limited ULM to just 57 rushing yards on Saturday.
- UT restrained No. 10/9 Michigan to only 80 yards on the ground on Sept. 7.
- The Longhorns held Colorado State to just 118 yards on the ground (3.7 ypc) in the 2024 season opener.
- Texas held nine opponents to fewer than 100 yards rushing in 2023, the most since 2009 (10), including a stretch of five-straight games against Houston, BYU, K-State, TCU and Iowa State.
- The Longhorns were three yards short of increasing the total to nine games following the CFP semifinal loss to No. 2 Washington after holding the Huskies to only 102 yards on the ground.
- Oklahoma State rushed for only 31 yards in the Big 12 Championship Game.
- The Longhorns held Iowa State to nine yards rushing on 21 carries — the fewest allowed by Texas in Big 12 game since 2011.
- The five consecutive games of under 100 rushing yards allowed was the longest Texas since 2009 and tied for the third-longest streak in the Big 12 Conference over the last 15 seasons:

1. Texas	6	2009
Oklahoma State	6	2009
<b>3. TEXAS</b>	<b>5</b>	<b>2023</b>
TCU	5	2014

- All totaled in those five games, opponents rushed for 241 yards (48 ypg) on 118 carries (two ypc).

## LESS THAN 100 RUSHING YARDS GAMES

Year	Occurrences
2024	2 (80 MICHIGAN, 57 ULM)
2023	8 (27 RICE, 60 BU, 14 UH, 95 BYU, 30 KSU, 88 TCU, 9 ISU, 31 OSU)
2022	3 (92 ULM, 61 WVU, 74 ISU)
2021	1 (76 UL)
2020	3 (43 UTEP, 43 WVU, 64 BU)
2019	5 (51 KSU, 71 TTU, 73 LT, 87 RICE, 96 WVU)
2018	4 (-5 USC, 62 ISU, 72 UGA, 88 BU)
2017	7 (10 ISU, 31 BU, 42 SJSU, 56 WVU, 62 TTU, 71 USC, 96 KU)
2016	1 (98 ISU)
2015	None
2014	2
2013	2
2012	1
2011	6
2010	4
2009	10

## KING OF THE HILL

- Sophomore LB **Anthony Hill Jr.** comes back after a breakthrough Freshman All-American campaign in 2023.
- Hill finished with three tackles (one solo stop), one sack for a loss of five yards and an interception he returned for 32 yards vs. ULM.
- He had a career day in the win over UTSA on Sept. 14, registering a career-high 11 stops (five solo), including a tackle for a loss of two yards, and a quarterback hurry. It also doubled as his first career double-digit tackle performance.
- He opened the 2024 season with five-tackle effort, including logging one tackle for a loss of three yards, vs. Colorado State.
- Hill Jr. had six tackles (two solo) and a 0.5 tackle for loss against No. 10/9 Michigan on Sept. 7.
- Hill Jr. is the team's leading returning tackler after logging 67, including five sacks and eight tackles for loss, in 2023.
- Hill Jr. has been named to preseason watch lists for the Dick Butkus Award and Bronko Nagurski Trophy to go along with preseason second-team All-SEC praise by the media and a preseason third-team All-SEC nod by the league's coaches.
- Hill Jr. earned a spot on the FWAA's Freshman All-America team to go along with co-Big 12 Defensive Freshman of the Year honors. The Denton, Texas, product was also named honorable mention All-Big 12, a Shaun Alexander Freshman of the Year Award semifinalist and a Freshman All-America selection by ESPN, The Athletic and the College Football Network.
- Hill Jr. played in all 14 games with six starts and recorded 66 tackles (40 solo), 8.0 tackles for loss, five sacks, one forced fumble, four quarterback hurries and two pass breakups as a true freshman.
- He etched his name into the Longhorn record book after producing five sacks, which ties for the fourth-most by a Longhorn freshman and the third-most by a Texas true freshman.
- The eight tackles for loss by Hill Jr. equaled the eighth-most for a UT freshman and sixth-most for a true freshman.
- His 67 total tackles were the ninth-most by a Power 5 conference freshman and seventh-most by a Power 5 conference true freshman in 2023. He led all Big 12 true freshmen in total tackles and only three other SEC true freshmen compiled more tackles (Alabama's Caleb Downs with 107, South Carolina's Jalon Kilgore with 76 and Texas A&M's Taurean York with 74).
- He had a breakout performance in the win at No. 3 Alabama, logging six tackles (four solo stops) with two tackles for loss and two sacks, including one in the Crimson Tide's final offensive play of the game. Following the win at Alabama, Hill Jr. earned Shaun Alexander Freshman of the Week and 247Sports True Freshman of the Week honors.

## MOST SINGLE-SEASON SACKS BY A FRESHMAN (TEXAS, ALL-TIME)

Player	Total Sacks	Year
1. Tim Cambell	13	1975
2. Tony Brackens	10	1993
3. Marcus Tubbs <sup>A</sup>	5.5	2000
<b>4. Anthony Hill Jr.</b>	<b>5</b>	<b>2023</b>
Bobby Rhodes <sup>A</sup>	5	1986
6. Bryan Pickryl	4.5	2002
Rodrique Wright	4.5	2002
Derrick Johnson	4.5	2001
9. Kalen Thornton	3.5	2000
Lance Gunn <sup>A</sup>	3.5	1989

## 2024 SEC STANDINGS

Team	SEC	Overall
Arkansas	1-0	3-1
Georgia	1-0	3-0
LSU	1-0	3-1
Missouri	1-0	4-0
Texas A&M	1-0	3-1
Tennessee	1-0	4-0
Florida	1-1	2-2
South Carolina	1-1	3-1
Alabama	0-0	3-0
Ole Miss	0-0	4-0
Texas	0-0	4-0
Auburn	0-1	2-2
Kentucky	0-2	2-2
Mississippi State	0-1	1-3
Oklahoma	0-1	3-1
Vanderbilt	0-1	2-2

## TEXAS' 2024 OPPONENTS

Team	Record
Colorado State	2-2
at Michigan	3-1
UTSA	2-2
ULM	2-1
Mississippi State*	1-3
vs. Oklahoma*	3-1
Georgia*	3-0
at Vanderbilt*	2-2
Florida*	2-2
at Arkansas*	3-1
Kentucky*	2-2
at Texas A&M*	3-1
<b>TOTAL</b>	<b>28-16 (.636)</b>

\*SEC Opponent



# GAME NOTES

## TEXAS' RECORD WHEN...

	2024	Sarkisian Era
Overall.....	4-0	29-14
Conference.....	0-0	17-10
Non-conference.....	3-0	10-4
Home.....	3-0	18-4
Away.....	1-0	9-6
Neutral.....	0-0	2-4
Current streak.....	W4	W4
Current home streak.....	W3	W10
Current road streak.....	W8	W8
Current neutral site streak.....	L1	L1
Day game.....	2-0	16-8
Night game.....	2-0	13-6
August.....	1-0	1-0
September.....	3-0	13-3
October.....	0-0	6-5
November.....	0-0	8-4
December.....	0-0	1-1
January.....	0-0	0-1
vs. Top 25 teams.....	1-0	8-9
vs. unranked teams.....	3-0	22-5
On natural grass.....	0-0	5-4
On artificial surface.....	4-0	24-10
Scoring first.....	4-0	20-4
Opponent scores first.....	0-0	9-10
Leading after 1st quarter.....	4-0	23-5
Trailing after 1st quarter.....	0-0	5-6
Tied after 1st quarter.....	0-0	1-3
Leading at halftime.....	4-0	26-6
Trailing at halftime.....	0-0	2-6
Tied at halftime.....	0-0	1-2
Leading after 3rd quarter.....	4-0	27-6
Trailing after 3rd quarter.....	0-0	1-8
Tied after 3rd quarter.....	0-0	1-0
Overtime.....	0-0	1-2
Scoring 0-19.....	0-0	0-3
Scoring 20-29.....	0-0	4-5
Scoring 30-39.....	1-0	13-4
Scoring 40+ points.....	3-0	13-2
Allowing 0-19.....	4-0	17-1
Allowing 20-29.....	0-0	10-2
Allowing 30-39.....	0-0	2-7
Allowing 40+ points.....	0-0	0-4
Game decided by 1-9.....	0-0	7-12
Game decided by 10-19.....	1-0	5-1
Game decided by 20-29.....	0-0	7-1
Game decided by 30-39.....	0-0	2-0
Game decided by 40+.....	3-0	8-0
With 100-yard rusher.....	1-0	20-6
Allow 100-yard rusher.....	1-0	4-9
With 300-yard passer.....	0-0	6-6
Allow 300-yard passer.....	0-0	7-3
Outgaining opponent.....	4-0	26-2
Outgained by opponent.....	0-0	3-12
No turnovers.....	1-0	9-3
One to three turnovers.....	3-0	20-10
Four or more turnovers.....	0-0	0-1
No takeaways.....	0-0	2-6
One to three takeaways.....	4-0	27-8
Four or more takeaways.....	0-0	0-0
Win turnover margin.....	2-0	16-3
Tie turnover margin.....	1-0	8-5
Lose turnover margin.....	1-0	5-6
Win time of possession.....	3-0	19-2

## THE RUNNING BACK ROOM

- For the third consecutive season and eighth time in program history, the Longhorn backfield featured a 1,000-yard rusher and 500-yard rusher in 2023.
- Jonathon Brooks rushed for a career-high 1,139 yards during the first 10 games of the season, while CJ Baxter has brought his season total to 595 yards including a career-high 117 yards in the win at Iowa State.
- With sophomore CJ Baxter out for the 2024 season due to injury, junior **Jaydon Blue** will carry the load. Blue
- Blue rushed 65 times for 398 yards and three touchdowns and caught 14 passes for 135 yards and a score in 2023. He tallied his first-career 100-yard rushing performance after running the ball 10 times for 121 yards and a touchdown vs. Texas Tech.
- The duo combined for seven 100-yard games through the first 12 games of the season, while Jaydon Blue added an eighth 100-yard game against Texas Tech.
- As a team, Texas rushed for at least 100 yards in every game in 2023.
- Texas carries an 18-game streak of 100+ rushing yards into this Saturday's game vs. Mississippi State. The Longhorns ran for a season-high 239 yards on the ground this last Saturday vs. ULM.
- During the 2021 and 2022 seasons, Bijan Robinson rushed for over 1,100 yards each season, while Roschon Johnson topped 550 rushing yards in both - the first Texas duo to accomplish the feat since 2001 (Cedric Benson, Ivan Williams).
- Texas had a different 100-yard rusher in three of the last four games during the 2023 season, with Jonathon Brooks rushing for 104 yards at TCU, CJ Baxter for registering 117 yards at Iowa State and Jaydon Blue collecting 121 yards against Texas Tech. Jaydon Blue ran for 59 yards on nine attempts (6.6 ypc) and a touchdown in the CFP Semifinal vs. No. 2 Washington.
- RB Jonathon Brooks rushed for 1,139 yards in 2023 marking the 12th consecutive year a Sarkisian offense has had a 1,000-yard rusher.
- UT has had a 100-yard rusher in eight of the last 11 games, with Brooks rushing for 99 and 98 yards in the other two.
- Texas posted three games last season with over 200 yards on the ground, including two games with notching 300+ rushing yards (336 vs. Kansas; 302 vs. Texas Tech).

## TEXAS' GAME-BY-GAME RUSHING YARDS (2024)

Opponent	UT Rushing
Colorado State	190
Michigan	143
UTSA	187
ULM	239

## TEXAS' GAME-BY-GAME RUSHING YARDS (2023)

Opponent	UT Rushing
Rice	158
Alabama	105
Wyoming	185
Baylor	175
Kansas	336
Oklahoma	156
Houston	141
BYU	184
Kansas State	230
TCU	165
Iowa State	123
Texas Tech	302
Oklahoma State	198
Washington	180

## NOT FEELING SO BLUE

- RB Jaydon Blue collected his second career 100-yard rushing effort after finishing with 25 carries for 124 yards on the ground (both career highs) and three rushing touchdowns vs. ULM on Sept. 21. Blue also finished with

- one catch for three yards and a touchdown. Blue is the first Texas player to record 100+ yards on the ground in a single game this season and the first since he ran for 121 yards on 10 carries against Texas Tech in 2023 (five games).
- Blue scored on a one-yard rushing touchdown with 7:11 remaining in the first quarter. It was his second rushing touchdown of the season and the fourth of his career.
- Blue added a receiving touchdown on a three yard pass from Arch Manning with 5:31 remaining in the first quarter. It was his third receiving touchdown.
- It is Blue's first career multi-touchdown effort.
- Blue carried the ball a career-high 25 times and recorded his second 100-yard rushing game of his career.
- With his fourth touchdown vs. ULM, Blue became the first Longhorn since Bijan Robinson against Kansas in 2022 to have four touchdowns.

## PROTECTING THE ROCK

- Since the beginning of the Steve Sarkisian Era in 2021, Texas' featured running backs have done a phenomenal job of holding onto the football.
- During this stretch, Texas has only six lost fumbles.
- Texas has fumbled once this season.

## BIG MAN TOUCHDOWNS

- Last year, former Longhorn and current Tennessee Titan DL T'Vondre Sweat hauled in a 2-yard touchdown reception in the Big 12 Championship Game against Oklahoma State.
- DL Byron Murphy II caught a 1-yard touchdown pass to cap the Longhorns' first touchdown drive against Wyoming, the first reception and touchdown of his career.
- Murphy and Sweat became the fourth and fifth Longhorn lineman to score a touchdown on offense.

## LONGHORN LINEMAN OFFENSIVE TOUCHDOWNS

### T'Vondre Sweat, DT, vs. Oklahoma State, 2023

- 2-yard TD reception from Quinn Ewers

### Byron Murphy II, DT, vs. Wyoming, 2023

- 1-yard TD reception from Quinn Ewers

### Sam Cosmi, OT at West Virginia, 2019

- 12-yard lateral from Sam Ehlinger
- First-ever Longhorn offensive lineman rushing touchdown

### Luke Poehlmann, OT, at Baylor, 2011

- Tackle-Eligible
- 3-yard TD reception from Case McCoy
- First-ever Longhorn offensive lineman touchdown reception

### Derek Lokey, DT, vs. Arizona State (Holiday Bowl), 2007

- 2-yard TD reception from Colt McCoy
- First-ever Longhorn defensive lineman with an offensive touchdown

## SPECIAL TEAMS MAGIC

- Texas scored three special teams' touchdowns during the 2023 campaign.
- Keilan Robinson returned the opening kickoff of the second half for a 95-yard touchdown, the ninth-longest kickoff return for a touchdown in program history.
- Xavier Worthy returned a punt 74 yards for a touchdown to open the scoring against BYU.
- Worthy's return for a touchdown was the first by the Longhorns since 2018 and the 74 yards was the 10th-longest in program history.
- It marked the first punt return for a touchdown allowed by BYU since 2019.
- Against Oklahoma, Kitan Crawford blocked a punt in the

# GAME NOTES

end zone that was recovered by Malik Muhammad for Texas' first TD of the game.

- The blocked punt resulted in the second non-offensive TD of the season (Jerrin Thompson INT return vs. Wyoming).
- At Iowa State, T'Vondre Sweat blocked a point after try that was scooped up by Austin Jordan and returned 82 yards to pick up two points for the Horns.
- Against Texas Tech, **Michael Taaffe** blocked a punt in the second quarter, the second blocked punt for the Longhorns this season and the third blocked kick.
- Keilan Robinson returned the opening kickoff of the second half 95 yards for a touchdown, the ninth-longest kickoff return in program history and the first kickoff return touchdown for Texas since 2020.
- **Bert Auburn** went a perfect 5-for-5 on field goals in the victory, including a career-long 54-yarder.

## DRIVING THE FIELD

- The Longhorns have posted a scoring drive of 75 yards or more in every game this season.
- Texas had two 75+ yard scoring drives in the win vs. ULM on Sept. 21.
- All seven of the Longhorns' scoring drives were for at least 65 yards vs. UTSA on Sept. 14. Texas opened the game with an eight-play, 84-yard drive that resulted in a Quinn Ewers seven-yard passing touchdown to WR Isaiah Bond. UT had three scoring drives of 72-75 yards.
- In the season opener against Colorado State, Texas posted four scoring drives of 60 yards or more, including an eight-play, 80 yard drive in the third quarter.
- In last Saturday's victory at No. 10/9 Michigan, the Longhorns filed two scoring drives of 75 yards or more.
- Texas registered a scoring drive of 75 yards or more in each game during the 2023 season and in 21-straight games, which dates back to the 2022 season.
- Texas had a scoring drive of at least 82 yards in nine of 14 games in 2023, including five 90-plus yard drives.
- In the CFP Semifinal vs. No. 2 Washington, the Longhorns pieced together four scoring drives of 60+ yards.
- At Alabama, the Horns put together a 14-play, 82-yard drive that concluded with a Bert Auburn 29-yard field goal.
- Texas' first touchdown drive against Wyoming was a 17-play, 90-yard effort that took 8:03 to execute.
- On the drive, Texas rushed 11 times for 56 yards and converted two fourth downs before DL Byron Murphy II hauled in a 1-yard touchdown reception.
- Eight different players touched the ball during the drive
- It marked the Longhorns' first 90-yard scoring drive since last season's victory over Oklahoma.
- Texas did it again the following week at Baylor, driving 95 yards on just seven plays in 3:28, closing out the drive with a 21-yard reception by Xavier Worthy.
- UT's drive started after a Jaylan Ford interception in the end zone to stop a Bear scoring attempt.
- The Horns added an 88-yard touchdown drive against Kansas the next week and posted a 85-yard scoring drive against Oklahoma in week six.
- Texas had a 13-play, 85-yard scoring drive in the first half at TCU, closing out the drive with an Adonai Mitchell 6-yard TD reception from Quinn Ewers.
- At Iowa State, Texas put together a 9-play, 91-yard drive that wrapped up with a Jordan Whittington 23-yard touchdown reception.
- In the final drive of the regular season, the Longhorns chewed up 7:59 of clock time marching 91 yards in 13 plays, capping it off with a 10-yard touchdown run by Quintrevion Wisner.
- The Longhorns had three scoring drives of 82 yards against Oklahoma State, including a 7-play, 95-yard touchdown drive to give the Longhorns a 28-7 lead early in the second quarter.

## NON-OFFENSIVE TOUCHDOWNS

- Texas has made scoring non-offensive touchdowns a habit, registering at least one in each of the last eight

seasons and in 15 of the last 16 seasons overall.

- Junior EDGE Ethan Burke kept the streak alive after recording UT's first non-offensive touchdown of the 2024 season in the victory against UTSA. Burke had a pick-six he returned for 30 yards in the waning minutes of the fourth quarter vs. the Road Runners, increasing the Longhorns' streak to eight-straight seasons with a non-offensive touchdown and tallying at least one in 15 of the last 16 seasons overall.
- The Horns scored five non-offensive touchdowns in 2023, the third time in the last 15 seasons that Texas has tallied at least five in a year and the most since 2017.
- UT picked up two in the win over Texas Tech, earning the first on a 95-yard kickoff return by Keilan Robinson to open the second half of play, then adding a second near the end of the third quarter when Jett Bush hauled in an interception after it bounced off the foot of a Red Raider and taking it 43 yards for the score.
- Xavier Worthy returned a BYU punt 74 yards for a touchdown for the first score of the game in Texas' victory over the Cougars.
- **Malik Muhammad** opened the scoring for Texas in the Red River Rivalry after recovered a Kitan Crawford blocked punt in the first quarter against Oklahoma.
- Jerrin Thompson clinched the Longhorns' week three victory over Wyoming with a 27-yard interception return.

Year	Touchdowns
2024.....	1 (1 INT)
2023.....	5 (2 INT, PR Block, PR, KR)
2022.....	4 (2 INT, PR Block, FR)
2021.....	1 (INT)
2020.....	2 (KR, PR Block)
2019.....	1 (KR)
2018.....	2 (FG Block, PR)
2017.....	8 (5 INT, PR, FR, FG Block)
2016.....	None
2015.....	4 (2 FR, INT, PR)
2014.....	2 (2 INT)
2013.....	3 (INT, FR, PR)
2012.....	3 (2 INT, FR)
2011.....	4 (2 KR, INT, PR Block)
2010.....	2 (INT, FR)
2009.....	11 (4 INT, 4 PR, 3 KR)

- The Horns wasted no time in 2022 when Keilan Robinson scored on a D'Shawn Jamison blocked punt to close out the first drive of the season opener by ULM.
- Jamison secured a defensive score with a third-quarter, 69-yard interception return against ULM, giving UT multiple non-offensive touchdowns in a season for the fourth time in six years.
- UT added a third for the 2022 campaign when **Jahdae Barron** intercepted a pass against UTSA at the Roadrunner 44-yard line and took it to the house for the first interception return of his career. He followed that with a scoop-and-score fumble recovery against TCU.
- Josh Thompson tallied a 27-yard interception return against Texas Tech in 2021 that marked the fifth-straight season in which the Longhorns had a non-offensive touchdown.
- D'Shawn Jamison's 100-yard kickoff return against Oklahoma State in 2020 was the second of his career and fueled the Longhorns comeback from an 11-point deficit at the sixth-ranked Cowboys.
- UT finished 2017 with eight non-offensive touchdowns, tied for the most in the country. It was their most since registering 11 in 2009.

## STARTING FAST

- In 2024, Texas has outscored opponents 111-13 in the first half.

## TEXAS IN THE SPOTLIGHT

- The Texas-Michigan BIG NOON SATURDAY matchup on FOX scored 9.35 million viewers. It is the most-watched college football game this season on any network and the

## 2024 LONGHORN GAME CAPTAINS

### COLORADO STATE

Kelvin Banks Jr., Jahdae Barron, Quinn Ewers and Barryn Sorrell

### MICHIGAN

Kelvin Banks Jr., Jahdae Barron, Quinn Ewers and Barryn Sorrell

### UTSA

Vernon Broughton, Gunnar Helm, Jake Majors and Trey Moore

### ULM

Alfred Collins, Hayden Conner, Anthony Hill Jr. and DeAndre Moore Jr.

### MISSISSIPPI STATE

--

### OKLAHOMA

--

### GEORGIA

--

### VANDERBILT

--

### FLORIDA

--

### ARKANSAS

--

### KENTUCKY

--

### TEXAS A&M

--

# GAME NOTES

## WINNINGEST PROGRAMS

### BY VICTORIES

RK	TEAM	W	L	T	PCT	YEARS
1.	Michigan	1,007	354	36	0.734	144
2.	Alabama	968	337	43	0.734	129
3.	Ohio State	967	333	53	0.734	134
4.	<b>TEXAS</b>	<b>952</b>	<b>392</b>	<b>33</b>	<b>0.703</b>	<b>131</b>
4.	Notre Dame	951	338	42	0.723	133
6.	Oklahoma	947	341	53	0.726	129
7.	Penn State	933	409	41	0.689	137
8.	Nebraska	920	425	40	0.679	134
9.	Georgia	884	429	54	0.666	130
10.	USC	877	370	54	0.665	130

### BY WINNING PERCENTAGE

RK	TEAM	W	L	T	PCT	YEARS
1.	Ohio State	967	333	53	0.734	134
	Alabama	968	337	43	0.734	129
	Michigan	1,007	354	36	0.734	144
4.	Oklahoma	947	341	53	0.726	129
5.	Boise State	494	187	2	0.724	28
6.	Notre Dame	951	338	42	0.723	133
7.	<b>TEXAS</b>	<b>952</b>	<b>392</b>	<b>33</b>	<b>0.703</b>	<b>131</b>
8.	Penn State	933	409	41	0.689	137
9.	Nebraska	920	425	40	0.679	134
10.	USC	876	370	54	0.665	130

## MILESTONE VICTORIES

WIN	DATE	OPPONENT	SCORE
50	11/28/1901	Texas A&M	32-0
100	10/29/1910	Auburn	9-0
150	11/3/1918	Ream Flying Field	26-2
200	10/24/1925	Rice	27-6
250	10/28/1933	Rice	18-0
300	10/16/1943	Arkansas	34-0
350	11/24/1949	at Texas A&M	42-14
400	9/26/1958	at Tulane	21-20
450	11/28/1963	at Texas A&M	15-13
500	1/1/1970	vs. Notre Dame ^	21-17
550	10/25/1975	Rice	41-9
600	10/24/1981	at SMU	9-7
650	11/14/1987	TCU	24-21
700	10/21/1995	Virginia	17-16
750	10/20/2001	Colorado	41-7
800	1/4/2006	vs. USC †	41-38
850	11/20/2010	Florida Atlantic	51-17
900	9/15/2018	USC	37-14
950	9/7/2024	at Michigan	31-12

^ Cotton Bowl

† Rose Bowl/BCS National Championship Game

most-watch telecast of the day on any network.

- The Texas-Alabama broadcast on Sept. 9, 2023, was the most-viewed regular-season game for ESPN since 2015.
- The broadcast averaged 8.8 million viewers on ESPN and ESPN2, peaking at over 10.7 million viewers.
- UT-UA had the best Saturday viewership for an ESPN game since 2014.
- "Field Pass with The Pat McAfee Show" on ESPN2 had 799,000 viewers – the most-watched McAfee Alternate Telecast and most-viewed College Football Alternate Telecast since the 2018 CFP National Championship.
- Texas-Oklahoma had 8.1 million viewers on ABC - the second-highest mark ever for the Red River Rivalry (2009).
- Viewership peaked at 11.1 million viewers, while "Field Pass with The Pat McAfee Show" on ESPN2 had 559,000 viewers.

### SPECIAL TEAMS SPOTLIGHT

- Three letterwinners return in kickers **Bert Auburn** and **Will Stone** and longsnapper **Lance St. Louis**. Auburn established UT single-season records in 2023 for field goals made (29) and points scored by a kicker (143) and set the Texas and Big 12 Conference record with 19 consecutive field goals made. His 29 makes came on 35 attempts (82.9%). That came on the heels of 21 made field goals on 26 attempts (80.1%) in 2022. Stone has handled kickoff duties the last two years and produced 49 touchbacks on 96 kickoffs last season. St. Louis emerged as the primary longsnapper during week four of the 2022 season.
- In the return game, Keilan Robinson was the primary kickoff returner the last two seasons and was chosen in the NFL Draft this year, however the Longhorns add Oregon State transfer **Silas Bolden**, who was second-team All-Pac 12 last year as a returner and has brought back 40 kickoffs for 1,008 yards (25.2 ypr) with a long of 80, along with three punts for 97 yards and one touchdown with a long of 65.

### BURNT ORANGE AUBURN

- Senior K Bert Auburn is currently the fourth-most accurate kicker in Longhorn history, connecting on 81.25% (52-of-64) of his career attempts. He was named to the preseason watch list for the Lou Groza Award while picking up preseason first-team All-SEC honors by the league's coaches.
- Auburn nailed a 45-yard field goal five minutes into the second quarter against Colorado State.
- Auburn is now 17-of-23 on field goal attempts between 40-49 yards throughout his career on the Forty Acres.
- By finishing the season opener against Colorado State with 10 points, Auburn passed Russell Erxleben (1975-78) for eighth on the program's career points scored list.
- As a result of connecting on all four point after touchdown attempts (PATs) at No.10/9 Michigan on Sept. 7, Auburn has connected on all 125 PATs during his career which breaks Dusty Mangum's program record of 121.
- The senior had a record-breaking season for the Longhorns in 2023, establishing program records for field goals in a season with 29, while his current streak of 20 successful field goals is the longest in program history.
- His 29 made field goals were second-most in a season in Big 12 history and one shy of the record, set by West Virginia's Josh Lambert in 2014, while his 35 attempts are four shy of Lambert's record established in the same season.
- The Flower Mound, Texas native made 29-of-35 field goal attempts in 2023 (82.9%) and all 56 of his point after tries in 2023.
- His 143 points scored during the 2023 season are the third-most in program history and first among Texas place-kickers.
- Auburn led all kickers nationally last season in field goals made with 29. He ranked second in nation in field goals per game (2.07).

- He led the Big 12 in field goal percentage (82.9 percent), field goals made (29), field goals attempted (35), total points scored (143) and scoring (10.2 ppg).
- Auburn ranked second nationally in total points scored and led all kickers with 143 during the 2023 season.
- It was a record-setting day for Auburn in the 2023 regular-season finale against Texas Tech, establishing a program best with 21 points scored for a place-kicker, equaling the program record with five made field goals in a game, including a career-long 54-yarder, while adding six successful point after tries.
- His 21 points topped the previous UT record of 17, accomplished by four UT kickers, most recently by Anthony Fera at West Virginia in 2013.
- Auburn was the fifth Longhorn to connect on five field goals in a single game and the first since Justin Tucker did so against Baylor in 2010. He became just the third UT kicker to have at least two games with four successful field goals, joining Kris Stockton (four times) and John Goodson (two times).

### MOST FIELD GOALS MADE (BIG 12, SEASON)

Player	FGs Made	Year
1. Josh Lambert, WVU	30 (of 39)	2014
2. <b>Bert Auburn, Texas</b>	<b>29 (of 35)</b>	<b>2023</b>
	Randy Bullock, TAMU	29 (of 33).....2011
4. Quinn Sharp, OSU	28 (of 34)	2012
5. Dan Bailey, OSU	27 (of 31)	2010

### MOST FIELD GOALS MADE (TEXAS, SEASON)

Player	FGs Made	Year
1. <b>Bert Auburn</b>	<b>29 (of 35)</b>	<b>2023</b>
2. Hunter Lawrence	24 (of 27)	2009
3. Justin Tucker	23 (of 27)	2010
4. Kris Stockton	22 (of 26)	2000
5. Bert Auburn	21 (of 26)	2022
6. Anthony Fera	20 (of 22)	1999
	Michael Pollack	20 (of 26).....1990

### MOST CONSECUTIVE FIELD GOALS MADE (TEXAS, ALL-TIME)

Player	FGs Made	Years
1. <b>Bert Auburn</b>	<b>20</b>	<b>2023</b>
2. Anthony Fera	15	2013
	Phil Dawson	15.....1996-97
4. Jeff Ward	13	1985
5. Cameron Dicker	12	2021
6. <b>Bert Auburn</b>	<b>11</b>	<b>2022-23</b>

### MOST CONSECUTIVE EXTRA POINTS MADE (TEXAS, ALL-TIME)

Player	PATs Made	Years
1. <b>Bert Auburn</b>	<b>140</b>	<b>2021-pr.</b>
2. Dusty Mangum	121	2001-03
3. Hunter Lawrence	76	2008-09
4. Justin Tucker	71	2010-11
5. Cameron Dicker	70	2020-21

### MOST POINTS SCORED (TEXAS, SEASON)

Player	Points	Year
1. Ricky Williams	168	1998
2. Ricky Williams	152	1997
3. <b>Bert Auburn</b>	<b>143</b>	<b>2023</b>
4. Cedric Benson	134	2003
5. Hunter Lawrence	133	2009

### MOST POINTS SCORED (TEXAS, CAREER)



# GAME NOTES

Player	Points	Years
1. Ricky Williams	452	1995-98
2. Cedric Benson	404	2001-04
3. Cameron Dicker	386	2018-21
4. Dusty Mangum	358	2001-04
5. Phil Dawson	339	1994-97
6. Kris Stockton	308	1996, '98-2000
<b>7. Bert Auburn</b>	<b>296</b>	<b>2021-pr.</b>
8. Jeff Ward	282	1983-86
9. Russell Erxleben	267	1975-78
10. Bijan Robinson	246	2020-22
Earl Campbell	246	1974-77

- He was clutch at Iowa State, connecting on all three of his field goal attempts, including a career-long 50 yard field goal as time expired in the first half.
- At TCU, he was 3-for-3 on field goal attempts, tying his career long in the game with a 49-yard effort.
- The junior was phenomenal against Kansas State, going 4-for-4 on field goal opportunities, including a pair for over 40 yards, and connecting on all three of his point after tries, scoring a career high 15 points in the 33-30 overtime victory.
- He came up clutch against Oklahoma in the Red River Rivalry, connecting on all three of his field goal tries, including two of at least 45 yards.
- The Flower Mound, Texas native made a 47-yard field goal with 1:17 remaining in the game that gave the Longhorns a 30-27 lead.
- Against Rice, he connected in 3-of-4 field goal tries, including a career-best tying 49-yard attempt to close out the first half, while also succeeding on all four of his extra-point attempts.
- In 2022, he earned honorable mention All-Big 12 recognition after connecting on 21-of-26 field goals (80.8%), including 7-of-9 tries from 40 or more yards.
- He ranked second in the Big 12 Conference with 118 points scored and in points per game (9.2).
- His 118 points scored are the eighth most in a season in UT history and second for a Texas kicker.
- The 21 successful field goals tied for fourth-most on UT's all-time list.
- At Texas Tech, he connected on both of his field goal attempts, including a 48-yard attempt as time expired to help send the game to overtime.
- Auburn earned Lou Groza Award Star of the Week honors following an outstanding game against top-ranked Alabama. He was good on 4-of-5 attempts, including a 49-yard try with 1:29 remaining that gave the Longhorns a 19-17 lead.

## THE FRIENDLY CONFINES OF DKR-TEXAS MEMORIAL STADIUM

- Regarded as one of the best home venues in college football, Darrell K Royal-Texas Memorial Stadium drew three of its top-10 largest crowds in history during the 2023 season.
- Texas ranked fifth nationally last season in average home attendance (101,625) and 10th in total attendance (10th - 609,748). The Longhorns also led the Big 12 Conference in both of those categories.
- The Longhorns drew the fourth-largest crowd in Darrell K Royal-Texas Memorial Stadium history vs. Kansas on Sept. 30, 2023, with 102,986 fans in attendance.
- Darrell K Royal-Texas Memorial Stadium saw its fifth-largest crowd ever against Kansas State on Nov. 4, 2023, when 102,846 fans filled the stadium.
- In Texas' regular season finale at home vs. Texas Tech, Darrell K Royal-Texas Memorial Stadium drew the eighth-largest crowd in stadium history with 102,452 in attendance.

## PRESEASON NO. 4

- Texas earned its highest preseason ranking in the Associated Press (AP) Top 25 since 2009 after checking in at No. 4 in this year's preseason poll. The Longhorns

were also ranked preseason No. 4 in the Coaches Poll poll earlier this month.

- It's the seventh time in the last eight season in which UT has been ranked in the preseason AP Top 25.
- It marks Texas' first preseason Top 10 ranking since 2019, when the Longhorns garnered a No. 10 ranking.
- The Longhorns have been ranked in the preseason Coaches Poll for eight-straight seasons and 11 times in the last 14 seasons.
- It's the 35th time Texas has clocked in with a preseason top-five ranking.

## CONFERENCE CHAMPS

- Texas won the Big 12 Championship for the first time since 2009 with a 49-21 victory over Oklahoma State on Dec. 2, 2023.
- UT won four Big 12 titles (1996, 2005, 2009, 2023), which is the second-most in conference history.
- Texas played in seven Big 12 Conference Championships, the second-most in conference history.

## NFL LONGHORNS

- Texas' 11 selections in the 2024 NFL Draft were the most-ever for the Longhorns in a seven-round draft and third-most in any draft (17 in 12 rounds in 1984 and 12 in 12 rounds in 1982). The Longhorns' 11 picks ranked second to Michigan (13). The top five included Michigan (13), Texas (11), Alabama (10), Florida State (10) and Washington (10).
- Texas' 11 picks through the first six rounds of the draft were the most of any program in 2024.
- UT's 11 picks in the 2024 NFL Draft tied for seventh most since the draft went to seven rounds in 1994.
- Texas posted at least five selections in back-to-back drafts for the first time since accomplishing that for three years in a row from 2006-08.
- The Longhorns had five drafted in the 2023 NFL Draft in addition to two players signing as undrafted free agents. RB Bijan Robinson was selected as the eighth overall pick in the first round by the Atlanta Falcons.
- Texas has had 366 players selected in the NFL Draft.
- There have been 47 Longhorns selected in the first round.
- DT Byron Murphy II (1st Round/16th pick/Seahawks) and WR Xavier Worthy (1st Round/28th pick/Chiefs) were taken in the first round, marking the first time Texas had two first-round picks since 2007 (S Michael Griffin & CB Aaron Ross).
- Three Longhorns heard their names called in the second round: DT T'Vondre Sweat (2nd Round/38th pick/Titans), RB Jonathon Brooks (2nd Round/46th pick/Panthers) and WR Adonai Mitchell (2nd Round/52nd pick/Colts). TE Ja'Tavion Sanders was selected in the fourth round (4th Round/101st pick/Panthers).
- In the fifth round, OL Christian Jones (5th Round/162nd pick/Cardinals), RB Keilan Robinson (5th Round/167th pick/Jaguars) and LB Jaylan Ford (5th Round/175th pick/Saints) were taken. Two Longhorns were drafted in the sixth round: DB Ryan Watts (6th Round/195th pick/Steelers) and WR Jordan Whittington (6th Round/213th pick/Rams), respectively.
- Texas has had the top running back drafted (2024 Jonathon Brooks/2023 Bijan Robinson) in back-to-back drafts, joining Alabama (2012 Trent Richardson/2011 Mark Ingram) as the only program to accomplish that.
- Xavier Worthy was the first Longhorn wide receiver taken in the first round since Roy Williams in 2004 (No. 7 Pick/Lions) and just the third Texas WR taken in the first round (Johnny "Lam" Jones/No. 2 Pick/Jets/1980) in the history of the common era draft (since 1967).

## LONGHORNS IN THE NFL

ACTIVE	TEAM
Christian Jones (OL)	Arizona Cardinals
Ta'Quon Graham (DE)	Atlanta Falcons
Bijan Robinson (RB)	Atlanta Falcons
Justin Tucker (PK)	Baltimore Ravens
Jonathon Brooks (RB)	Carolina Panthers
D'Shawn Jamison (CB)	Carolina Panthers
Ja'Tavion Sanders (TE)	Carolina Panthers
Roschon Johnson (RB)	Chicago Bears
Collin Johnson (WR)*	Chicago Bears
Joseph Ossai (DE)	Cincinnati Bengals
D'Onta Foreman (RB)	Cleveland Browns
Jordan Hicks (LB)	Cleveland Browns
Geoff Swaim (TE)*	Cleveland Browns
DeMarion Overshown (LB)	Dallas Cowboys
Lil'Jordan Humphrey (WR)*	Denver Broncos
Brandon Jones (S)	Denver Broncos
P.J. Locke (S)	Denver Broncos
Malcolm Roach (DT)	Denver Broncos
Andrew Beck (FB)*	Green Bay Packers
Kris Boyd (CB)	Houston Texans
Sam Ehlinger (QB)	Indianapolis Colts
Adonai Mitchell (WR)	Indianapolis Colts
Devin Duvernay (WR)	Jacksonville Jaguars
Keilan Robinson (RB)	Jacksonville Jaguars
Charles Omenihu (DE)	Kansas City Chiefs
Xavier Worthy (WR)	Kansas City Chiefs
Cameron Dicker (PK)	Los Angeles Chargers
Poona Ford (DT)	Los Angeles Rams
Jordan Whittington (WR)	Los Angeles Rams
Calvin Anderson (OL)	New England Patriots
Brenden Schooler (S)	New England Patriots
Jaylan Ford (LB)	New Orleans Saints
Moro Ojomo (DE)	Philadelphia Eagles
DeShon Elliott (S)	Pittsburgh Steelers
Ryan Watts (S)	Pittsburgh Steelers
Michael Dickson (PT)	Seattle Seahawks
Byron Murphy (DT)	Seattle Seahawks
Connor Williams (OL)	Seattle Seahawks
Keondre Coburn (D)	Tennessee Titans
Quandre Diggs (S)	Tennessee Titans
T'Vondre Sweat (DT)	Tennessee Titans
Sam Cosmi (OL)	Washington Commanders

HEAD COACHES	TEAM
Kyle Shanahan	San Francisco 49ers

ASSISTANT COACHES	TEAM
Jerry Gray	Atlanta Falcons
Richard Hightower	Chicago Bears
Rod Wright	Houston Texans
*Practice Squad ^ Injured Reserve	

\*\*Last updated on Sept. 10, 2024\*\*

## LONGHORNS MAKING THEIR MARK

- Currently, the Texas Football program has 42 players on NFL rosters.
- The current crop of Longhorns in the NFL have won a combined four Super Bowl titles, been named to eight All-Pro teams and been selected to appear in seven Pro Bowl games.

# COACHING STAFF

## STEVE SARKISIAN



### HEAD COACH

One of the nation's premier coaches who has steadfastly returned the Texas football program back to prominence, Steve Sarkisian is in his 24th year of coaching and 11th as a head coach. Entering his fourth season at Texas, his Longhorn rebuild has been a patient and deliberate one. Sarkisian's process and efforts included a steady growth of on-field results through player development and recruiting, combined with a strong team culture, both of which has positioned the program for continued long-term success. The Longhorns finished 5-7 in 2021, improved to 8-5 with an Alamo Bowl bid in 2022, before turning in a historic season in 2023 with a 12-2 record, Big 12 Championship, No. 3 final ranking and College Football Playoff semifinal appearance. Sarkisian has also turned in top-5 recruiting classes the past three years. He enters 2024 with a 25-14 record in three seasons at Texas and 71-49 mark in 10 seasons as a head coach, with seven of his teams earning bowl bids.

A former All-American quarterback at BYU whose coaching career includes six years as an offensive coordinator at both the NFL and collegiate levels, Sarkisian was the 2020 Broyles Award winner (best assistant coach in college football) as offensive coordinator at Alabama. The former head coach at USC and Washington, he was named the 31st Head Football Coach at The University of Texas on January 2, 2021.

The 2023 season had Texas Football attain heights not seen on the Forty Acres in over a decade. Sarkisian was named a finalist for the Bear Bryant, George Munger and Eddie Robinson Coach of the Year awards after leading the Longhorns to their first Big 12 Championship since 2009, winning 12 games for the first time since that season and reaching the College Football Playoff for the first time in program history. The 12 wins marked just the fourth time in school history that the Longhorns had 12 or more victories in a season. He was also tabbed the Big 12 Coach of the Year by The Associated Press. Texas earned a No. 3 final ranking in The Associated Press Poll, its highest finish in 15 years since earning the No. 2 spot in 2009. The Longhorns were one of only five Power-5 programs that ranked among the top 15 in scoring offense (35.8 ppg) and scoring defense (18.9 ppg), finishing 15th nationally in both. Sarkisian's versatile and balanced squad ranked ninth nationally in total offense (477.5 ypg), led the Big 12 in total defense (336.7 ypg/34th FBS) and was bolstered by one of the nation's top special team's units. Led by Outland Trophy winner and unanimous first-team All-American defensive tackle T'Vondre Sweat, Texas ranked third nationally in rushing defense (82.4 ypg). The Longhorns' ground game, which was led by Earl Campbell Tyler Rose Award finalist Jonathon Brooks' 1,139 yards in 11 games, and three total backs with 100-yard rushing games, ranked 24th in the FBS (188.4 ypg). Texas averaged 289.1 yards per game passing (17th/FBS). Seven Longhorns earned first-team All-Big 12 honors with Sweat voted the league's defensive player of the year, defensive tackle Byron Murphy II selected defensive lineman of the year, wide receiver Adonai Mitchell chosen offensive newcomer of the year, and linebacker Anthony Hill Jr. tabbed defensive freshman of the year. The Longhorns had 11 players invited to the NFL Combine in February 2024, the most ever in program history.

In 2022, Sarkisian guided Texas to an 8-5 record with all five defeats coming by seven points or fewer, and it is just the second time in the last nine years the Longhorns reached eight wins in the regular season. Meanwhile, this past season's trip to the Valero Alamo Bowl marking the sixth bowl game Sarkisian has led his teams to in nine completed seasons as a head coach. The 2022 Longhorns featured a balanced attack that averaged 34.5 points per game (25th FBS) and allowed just 21.6 points per game (28th FBS). Running back Bijan Robinson won the Doak Walker Award and earned first-team All-America honors after leading the nation in tandem yards during the regular season with 1,894 (1,580 rushing, 314 receiving) and ranking second in total touchdowns (20), while averaging a Big 12-best 131.7 rushing yards and 157.83 all-purpose yards per game. Robinson was also a first-team All-Big 12 selection and was joined in that honor by tight end Ja'Tavion Sanders and linebackers Jaylan Ford and DeMarvion Overshown. A three-time Big 12 Defensive Player of the Week honoree in 2022, Ford was second in the Big 12 in tackles (119; 9.2 tpg). His four interceptions were tied for the UT linebacker record and were the most among FBS linebackers this year. He was also

the only Power 5 player with four interceptions and three forced fumbles, and the only FBS player with four interceptions, three forced fumbles and two fumble recoveries. Additionally, wide receiver Xavier Worthy, true freshman offensive lineman Kelvin Banks Jr. and defensive lineman Keondre Coburn earned second-team All-Big 12 accolades, as a total of 20 Longhorns received all-conference recognition. Five Longhorns were selected in the 2023 NFL Draft, highlighted by the first-round selection of Robinson (8th overall) by the Atlanta Falcons. Also selected were Overshown (Dallas Cowboys - 3rd Round), running back Roschon Johnson (Chicago Bears - 4th Round), Coburn (Kansas City Chiefs - 6th Round) and defensive lineman Moro Ojomo (Philadelphia Eagles - 7th Round).

Year one had its ups and downs as the Longhorns dealt with inconsistency, injuries and adversity in a 5-7 campaign. Texas opened and closed the 2021 season with big victories as the Sarkisian era began with a 38-18 victory over No. 23 Louisiana and ended with a 22-17 win over Kansas State. In between, five of the Horns' seven losses came down to the end with Texas falling by eight points or fewer in each of those. The Longhorns' offense averaged nearly 200 yards rushing and 425 total yards while ranking 18th nationally in scoring at 35.2 points per game on the season. Worthy had a record-setting season on his way to Freshman All-America and Big 12 Offensive Freshman of the Year honors. Despite missing the final two games with an injury, Robinson compiled 1,127 rushing yards and 11 touchdowns to go with 26 receptions for 295 yards and four more touchdowns. Kicker Cameron Dicker and offensive lineman Derek Kerstetter joined Worthy and Robinson as four Longhorns who earned first-team All-Big 12 honors. All totaled, 14 Longhorns earned All-Big 12 recognition.

Prior to arriving on the Forty Acres, Sarkisian served as the offensive coordinator and quarterbacks coach at Alabama where he was the architect of 24 straight games in which the Crimson Tide's offense scored 35 or more points, the longest streak in major college football history. Despite coming up just short of that in a 31-14 win over Notre Dame in the College Football Playoff semifinals, the victory propelled Alabama to the National Championship Game where they defeated No. 3 Ohio State, 52-24.

In 2020, Alabama's offense ranked second in the nation in scoring and led all Power 5 schools with 48.5 points per game, which set a school record and included five 50-point games against Southeastern Conference competition. The Crimson Tide became the first team in league history to record five such games in a single season in conference play. The Tide followed that by posting 52 points against Florida in the 2020 SEC Championship to earn the No. 1 seed in the College Football Playoff. They later matched that total in the National Championship Game.

Alabama led the nation in third-down conversion percentage (58.9), team passing efficiency (198.99) and completion percentage (76.2), led by Heisman Trophy finalist and Davey O'Brien Award winner Mac Jones, who posted the top individual ratings in passing efficiency (203.1) and completion percentage (77.4), as well. The receiving end of the nation's No. 3 passing offense (358.2 ypg) featured the Heisman Trophy winner in DeVonta Smith, who led the nation in receiving yards (1,856) and receiving touchdowns (23), and was second in receiving yards per game (142.8 ypg) despite missing the second half of the National Championship Game due to injury. Along with the Heisman Trophy, Smith claimed the Walter Camp Football Foundation Player of the Year Award, the Maxwell Award and the Biletnikoff Award.

The offense also boasted the nation's leader in rushing touchdowns in Doak Walker Award winner RB Najee Harris with 26, while Harris was third in rushing yards (1,466) and 13th in rushing yards per game (112.8 ypg). Harris finished fifth in the voting for the Heisman Trophy to make Alabama the second team ever to place three players in the top five of the same Heisman vote, joining 1946 Army with Glenn Davis, Doc Blanchard and Arnold Tucker.

Blocking for that group was an offensive line that won the Joe Moore Award and was anchored by two first-team All-Americans in Outland Trophy winner LT Alex Leatherwood and

## THE SARKISIAN FILE

### PERSONAL

Hometown ..... Torrance, Calif.  
Education ..... BYU (1997)  
Children ..... Ashley, Taylor, Brady

### YEAR-BY-YEAR

Year	School	AS HEAD COACH	
		Record	Postseason
2024	Texas	4-0	
2023	Texas	12-2	CFP/Sugar Bowl
2022	Texas	8-5	Alamo Bowl
2021	Texas	5-7	--
2015	USC	3-2	--
2014	USC	9-4	Holiday Bowl
2013	Washington	8-4	Fight Hunger Bowl*
2012	Washington	7-6	Maaco Bowl
2011	Washington	7-6	Alamo Bowl
2010	Washington	7-6	Holiday Bowl
2009	Washington	5-7	--

\* Did not coach in bowl

TEXAS RECORD (4 Seasons)..... 29-14 (.674)  
CAREER RECORD (11 seasons)..... 76-49 (.608)  
BOWL RECORD ..... 2-4 (.333)

### AS ASSISTANT COACH

Year	School (Position)	Postseason
2020	Alabama (OC/QB)	CFP Championship&
2019	Alabama (OC/QB)	Citrus Bowl
2018	Atlanta Falcons (OC)	--
2017	Atlanta Falcons (OC)	NFC Divisional
2016	Alabama (Interim OC/Analyst)	CFP Championship!
2008	USC (Asst. HC/OC/QB)	Rose Bowl
2007	USC (Asst. HC/OC/QB)	Rose Bowl
2006	USC (QB)	Rose Bowl
2005	USC (QB)	Rose Bowl^
2004	Oakland Raiders (QB)	--
2003	USC (QB)	Rose Bowl
2002	USC (QB)	Orange Bowl
2001	USC (QB)	Las Vegas Bowl
2000	El Camino College (QB)	--

& Semifinal - Cotton Bowl | Championship - Miami, Fla.

! Semifinal - Peach Bowl | Championship - Tampa, Fla.

^ BCS National Championship Game

### RECORD BY OPPONENT

Opponent	Overall	At Texas
Alabama	1-1	1-1
Arizona	4-2	0-0
Arizona State	1-4	0-0
Arkansas	0-1	0-1
Arkansas State	1-0	0-0
Baylor	2-2	2-1
Boise State	1-1	0-0
Boston College	0-1	0-0
BYU	1-1	1-0
California	6-0	0-0
Colorado	4-0	0-0
Colorado State	1-0	1-0
Eastern Washington	1-0	0-0
Fresno State	1-0	0-0
Hawaii	1-0	0-0
Houston	1-0	1-0
Idaho	2-0	0-0
Idaho State	1-0	0-0
Illinois	1-0	0-0
Iowa State	2-1	2-1
Kansas	2-1	2-1
Kansas State	3-0	3-0
Louisiana	1-0	1-0
LSU	0-2	0-0
Michigan	1-0	1-0
Nebraska	2-2	0-0
Notre Dame	1-1	0-0
Oklahoma	1-2	1-2
Oklahoma State	1-2	1-2
Oregon	0-5	0-0
Oregon State	4-2	0-0
Portland State	1-0	0-0
Rice	2-0	2-0
San Diego State	1-0	0-0
Stanford	2-5	0-0
Syracuse	1-0	0-0
TCU	2-1	2-1
Texas Tech	2-1	2-1
UCLA	1-3	0-0
ULM	2-0	2-0
USC	2-2	0-0
Utah	2-1	0-0
UTSA	2-0	2-0
Washington	0-3	0-2
Washington State	5-1	0-0
West Virginia	1-1	1-1
Wyoming	1-0	1-0
<b>OVERALL</b>	<b>76-49</b>	<b>29-13</b>
<b>BOWL GAMES</b>	<b>2-4</b>	<b>0-2</b>



# COACHING STAFF

## THE SARKISIAN FILE (CONT.)

Sarkisian's Record When	As Head Coach	At Texas
Overall.....	76-49	29-14
Conference.....	48-36	17-10
Non-conference.....	26-13	11-4
Home.....	50-15	18-4
Away.....	21-28	9-6
Neutral.....	4-6	2-4
Day game.....	44-29	16-8
Night game.....	31-20	13-6
On natural grass.....	19-21	5-4
On artificial turf.....	56-28	24-10
August.....	3-0	-1-0
September.....	30-11	13-3
October.....	16-21	6-5
November.....	21-13	8-4
December.....	5-3	1-1
January.....	0-1	0-1
vs. unranked teams.....	58-19	22-5
vs. Top 25 teams.....	17-30	7-9
vs. Top 20 teams.....	13-29	4-9
vs. Top 15 teams.....	9-24	3-8
vs. Top 10 teams.....	6-13	2-4
vs. Top 5 teams.....	2-9	1-3
Scoring first.....	54-19	19-4
Opponent scores first.....	21-30	9-10
Leading after 1st quarter.....	63-13	23-5
Trailing after 1st quarter.....	15-30	5-6
Tied after 1st quarter.....	7-6	-1-3
Leading at halftime.....	65-13	26-6
Trailing at halftime.....	7-34	2-6
Tied at halftime.....	3-2	-1-2
Leading after 3rd quarter.....	64-11	27-6
Trailing after 3rd quarter.....	5-38	1-8
Tied after 3rd quarter.....	6-0	1-0
Overtime.....	2-4	1-2
With a 100-yard rusher.....	51-23	20-6
With a 100-yard receiver.....	27-13	10-5
With a 300-yard passer.....	19-11	6-6
Allowing a 100-yard rusher.....	12-30	4-9
Allowing a 100-yard receiver.....	22-11	4-4
Allowing a 300-yard passer.....	18-7	7-3
Outgaining opponent.....	63-9	26-2
Outgained by opponent.....	13-40	3-12
Scoring 0-9 points.....	0-3	0-1
Scoring 10-19 points.....	5-14	0-2
Scoring 20-29 points.....	10-18	4-5
Scoring 30-39 points.....	29-11	13-4
Scoring 40-49 points.....	14-1	4-1
Scoring 50+ points.....	17-2	8-1
Allowing 0-9 points.....	17-0	8-0
Allowing 10-19 points.....	28-4	9-1
Allowing 20-29 points.....	21-9	10-2
Allowing 30-39 points.....	8-17	2-7
Allowing 40-49 points.....	1-11	0-2
Allowing 50+ points.....	0-8	0-2
Game decided by 1-9.....	24-24	7-12
Game decided by 10-19.....	15-10	5-1
Game decided by 20-29.....	14-7	7-1
Game decided by 30-39.....	9-6	2-0
Game decided by 40-49.....	7-2	5-0
Game decided by 50+.....	6-0	3-0
No turnovers.....	22-9	9-2
One to three turnovers.....	52-36	20-11
Four or more turnovers.....	1-4	0-1
No takeaways.....	6-10	2-5
One to three takeaways.....	60-37	27-9
Four or more takeaways.....	10-2	0-0
Win turnover margin.....	47-8	16-3
Tie turnover margin.....	15-23	8-4
Lose turnover margin.....	13-18	5-7
Win time of possession.....	47-14	19-2
Lose time of possession.....	28-35	10-12

Rimington Trophy winner C Landon Dickerson. Jones, Smith and Harris have all received first-team All-America honors, as well. As a team, Alabama ranked fourth in the nation in total offense at 541.6 yards per game to break the school record.

The 2019 Alabama offense averaged a school-record 47.2 points per game, which ranked second nationally, while averaging 510.8 yards per game, which was sixth nationally and is currently second on school record. Quarterbacks Tua Tagovailoa and Mac Jones combined to throw for 4,449 yards and 49 touchdowns which equated to a school-record 342.2 passing yards per game that ranked third nationally. Alabama's 199.61 passing efficiency rating was not only a school record, but the second-best mark in NCAA history. Smith ranked fifth nationally with 14 receiving touchdowns and 11th with 1,256 receiving yards. The receiving corps also featured Jerry Jeudy, who was 25th (10) and 20th (1,163) in those categories, respectively. Harris was also in the top 25 in rushing touchdowns (21st/13) and rushing yards (1,224). Jeudy and Leatherwood both earned first-team All-America honors, while Smith and OT Jeddrick Willis were tabbed second-team All-America. Four members of the Crimson Tide offense went on to be drafted in the first 15 picks of the first round, including Tagovailoa (No. 5/Miami), Willis (No. 10/Cleveland Browns), WR Henry Ruggs III (No. 12 Oakland Raiders) and Jeudy (No. 15/Denver Broncos).

The past two seasons marked Sarkisian's second stint at Alabama after serving as an analyst for most of the 2016 season before being promoted to offensive coordinator for the 2017 College Football Playoff National Championship Game.

Prior to his return to Alabama, Sarkisian was the offensive coordinator for the Atlanta Falcons. During his two years coordinating the Falcons' attack, Sarkisian built one of the most dangerous offenses in the NFL. The 2018 unit finished in the top 10 in the NFL in passing yards (fourth – 4,653 yards), total yards (sixth – 6,226 yards) and scoring (10th – 25.9 ppg). Quarterback Matt Ryan was third in the NFL in passing yards (4,924 yards) while tossing 35 touchdowns. Wide receiver Julio Jones caught 113 passes for 1,677 yards and eight touchdowns, and Calvin Ridley added 64 catches for 821 yards and a team-high 10 scores. Jones led the league in receiving yards in 2018, while Ridley paced all rookies in receiving yards and touchdowns.

In 2017, two pieces of the Falcons offense, Jones and center Alex Mack, were selected to the Pro Bowl. Atlanta led the NFL in third-down percentage in Sarkisian's first season, while finishing eighth in the league in passing offense (249.4) and third in yards per play (5.93).

Sarkisian not only boasts play-calling experience at the highest levels of football, but seven years as an FBS head coach. He guided the Southern California program in 2014-15, and the Washington Huskies from 2009-13. He posted a head coaching record of 46-35 over those seven seasons while leading his teams to five bowl appearances.

During his time as head coach at USC, Sarkisian led the Trojans to a 12-6 overall record including a second-place finish in the Pac-12's Southern Division in 2014. His 2014 offense ranked in the top 25 nationally in passing efficiency (fourth – 165.35), passing offense (15th – 296.6 ppg), third down conversions (19th – 46.6 percent) and scoring offense (22nd – 35.8 ppg). The Trojans finished 9-4 overall, including wins in four of their last five games, and capped the year with a Holiday Bowl win over Nebraska.

In 2014, Sarkisian produced a pair of first-team All-Americans in DE Leonard Williams and WR Nelson Agholor, a sophomore All-American first teamer in S/LB Su'a Cravens, a quartet of Freshman All-American first teamers in CB/WR Adoree' Jackson, who was the Pac-12 Freshman Defensive Player of the Year, along with OL Toa Lobendahn, WR JuJu Smith and OG Viane Talamaivao. Quarterback Cody Kessler had the most efficient passing season in USC history (69.7 completion percentage, 39 passing TDs, five interceptions), Agholor had

104 receptions, which was third-best in USC history, and Allen rushed for 1,489 yards, the most by a Trojan since 2005. USC's offense ranked in the national Top 25 in passing efficiency, passing offense, third down conversions and scoring offense, while the defense was in the nation's Top 20 in turnover margin, red zone defense and third down conversion defense. Six Trojans were drafted by the NFL, including a pair of first rounders in Williams and Agholor, along with four players he coached at Washington, including three in the first round in DT Danny Shelton, CB Marcus Peters and LB Shaq Thompson.

At Washington, Sarkisian inherited a program in 2009 that had won just 12 games during the previous five seasons, including a winless season the year prior. Despite that challenge, he guided the Huskies to bowl games in his last four seasons. His eight victories in 2013 were the most at UW since 2000 and the Huskies finished ranked No. 25 in the Associated Press poll. His overall Washington record was 34-29, and his tenure in Seattle resulted in eight wins over Associated Press Top 25 teams (No. 3 USC, No. 19 California in 2009; No. 13 USC, No. 18 Nebraska and No. 24 Oregon State in 2010; No. 7 Oregon State and No. 8 Stanford in 2012; No. 13 Boise State in 2013).

Among the UW players Sarkisian coached were nine additional NFL draftees, including QB Jake Locker, CB Desmond Trufant, LBs Donald Butler and All-American Mason Foster, DE Daniel Te'o-Nesheim and RB Bishop Sankey, plus All-Pac-12 RB Chris Polk.

Sarkisian arrived at Southern Cal as an assistant in 2001 and took over as the quarterbacks coach in 2002, where he tutored quarterback Carson Palmer to the Heisman Trophy and the No. 1 overall pick in the 2003 NFL Draft. After spending the 2004 season as the quarterbacks coach for the Oakland Raiders, Sarkisian returned to the Trojan staff in February of 2005 as the assistant head coach and quarterbacks coach for four seasons (2005-08). He added the offensive coordinator role to his duties in 2007 and 2008 at USC.

At USC, Sarkisian coached Heisman Trophy-winning quarterbacks in Palmer and Leinart, along with NFL signal-callers Mark Sanchez, John David Booty and Matt Cassel. The Trojans went 23-3 during his tenure as the offensive coordinator.

Prior to his start in coaching as quarterbacks coach at El Camino College in 2000, Sarkisian starred at the quarterback position at the prep, collegiate and pro levels. He spent time with the Saskatchewan Roughriders of the Canadian Football League for three seasons (1997-99) following his collegiate career at BYU.

While with the Cougars from 1995-96, he completed 549-of-824 passes (66.6 percent) for 7,755 yards and 55 touchdowns. His 162.0 career passing efficiency rating was third on the all-time NCAA list when he finished playing. As a senior in 1996, he led the nation in passing efficiency (173.6, the fourth-best mark in NCAA history at the time), leading the Cougars to the WAC championship and a win in the 1997 Cotton Bowl. He was the WAC Offensive Player of the Year in 1996 and earned second team All-America honors.

Sarkisian earned his bachelor's degree in sociology from BYU in 1997 after getting his associate's degree in general studies from El Camino College in 1994.

He has two daughters, Ashley and Taylor, and a son, Brady.

# COACHING STAFF



**KENNY BAKER**  
Assistant Coach  
(Defensive Line)



**JEFF BANKS**  
Asst. Head Coach/ST  
Coord./TEs



**TASHARD CHOICE**  
Assoc. Head Coach  
(Offense) / RBs



**KYLE FLOOD**  
Offensive Coordinator  
(Offensive Line)



**BLAKE GIDEON**  
Assoc. Head Coach  
(Defense) / Safeties



**CHRIS JACKSON**  
Assistant Coach  
Passing Game Coord./WRs



**TERRY JOSEPH**  
Assistant Coach  
(Def. Pass Game)



**PETE KWIATKOWSKI**  
Defensive Coordinator  
(Outside Linebackers)



**AJ MILWEE**  
Co-Offensive Coord.  
(Quarterbacks)



**JOHNNY NANSEN**  
Co-Defensive Coord.  
(Linebackers)



**TORRE BECTON**  
Director of  
Football Performance



# 2024 NUMERICAL ROSTER

NO	NAME	POS	HT	WT	CL-EX	HOMETOWN (PREVIOUS SCHOOL)	NO	NAME	POS	HT	WT	CL-EX	HOMETOWN (PREVIOUS SCHOOL)
0	Anthony Hill Jr.	LB	6-3	235	So.-1L	Denton, Texas (Ryan)	39	Hamilton McMartin	WR	6-0	175	Jr.-SQ	Katy, Texas (Katy)
0	DeAndre Moore Jr.	WR	6-0	195	So.-1L	Anaheim, Calif. (St. John Bosco)	40	Derion Gullette	LB	6-3	235	Fr.-RS	Marlin, Texas (Teague)
1	Johntay Cook II	WR	6-0	185	So.-1L	DeSoto, Texas (DeSoto)	41	Ziky Umeozulu	DB	6-3	200	Fr.-HS	Allen, Texas (Allen)
1	Justice Finkley	EDGE	6-2	250	Jr.-2L	Trussville, Ala. (Hewitt-Trussville)	43	Eric Garza	DB	5-11	210	Fr.-HS	Southlake, Texas (Southlake Carroll)
2	Matthew Golden	WR	6-0	195	Jr.-TR	Houston, Texas (Klein Cain/Houston)	45	Bert Auburn	K	6-0	185	Sr.-2L	Flower Mound, Texas (Flower Mound)
2	Derek Williams Jr.	DB	6-2	195	So.-1L	New Iberia, La. (Westgate)	45	Vernon Broughton	DL	6-4	305	Sr.-3L	Houston, Texas (Cypress Ridge)
3	Quinn Ewers	QB	6-2	210	Jr.-2L	Southlake, Texas (Carroll/Ohio State)	46	Tausili Akana	EDGE	6-4	220	Fr.-RS	Laie, Hawaii (Skyridge [Utah])
3	Jaylon Guilbeau	DB	6-0	190	So.-1L	Port Arthur, Texas (Memorial)	46	Spencer Barnett	K/P	6-0	205	Fr.-HS	Austin, Texas (Westlake)
4	CJ Baxter	RB	6-1	220	So.-1L	Orlando, Fla. (Edgewater)	47	Charlie Feris	K	6-2	205	Jr.-SQ	Houston, Texas (Cypress Ranch)
4	Andrew Mukuba	DB	6-0	190	Sr.-TR	Austin, Texas (LBJ Early College/Clemson)	48	Bryce Chambers	WR	6-1	205	So.-2L	Austin, Texas (Westlake)
5	Malik Muhammad	DB	6-0	190	So.-1L	DeSoto, Texas (South Oak Cliff)	49	Thatcher Milton	WR	5-10	190	Sr.-SQ	Cypress, Texas (Cy-Fair)
5	Ryan Wingo	WR	6-2	210	Fr.-HS	Saint Louis, Mo. (St. Louis University)	49	Ian Ratliff	P	5-11	185	So.-SQ	Humble, Texas (Atascocita)
6	Kobe Black	DB	6-2	200	Fr.-HS	Waco, Texas (Connally)	50	Michael Flanagan	LB	6-2	225	Jr.-SQ	Frisco, Texas (Wakeland)
6	Christian Clark	RB	6-0	210	Fr.-HS	Phoenix, Ariz. (Mountain Pointe)	51	Daniel Cruz	OL	6-3	310	Fr.-HS	North Richland Hills, Texas (Richland)
7	Jahdae Barron	DB	5-11	200	Sr.-4L*	Austin, Texas (Connally)	51	Marshall Landwehr	LB	6-0	225	Sr.-SQ	Dallas, Texas (Highland Park)
7	Isaiah Bond	WR	5-11	180	Jr.-TR	Buford, Ga. (Buford/Alabama)	52	DJ Campbell	OL	6-3	330	Jr.-2L	Arlington, Texas (Bowie)
8	Trey Moore	EDGE	6-3	245	Jr.-TR	San Antonio, Texas (Smithson Valley/UTSA)	52	Tate Haver	DS	6-0	215	So.-SQ	Westlake Village, Calif. (Oaks Christian)
8	Amari Niblack	TE	6-4	245	Jr.-TR	St. Petersburg, Fla. (Lakewood/Alabama)	53	Aaron Bryant	DL	6-2	305	So.-1L	Southaven, Miss. (Southaven)
9	Jerrick Gibson	RB	5-10	205	Fr.-HS	Gainesville, Fla. (IMG Academy)	54	Cole Hutson	OL	6-5	315	Jr.-2L	Frisco, Texas (Frisco)
9	Gavin Holmes	DB	5-11	185	Sr.-1L	New Orleans, La. (Archbishop Rummel/Wake Forest)	55	Melvin Hills III	DL	6-3	305	Fr.-HS	New Iberia, La. (Lafayette Christian Academy)
11	Silas Bolden	WR	5-8	160	Sr.-TR	Rancho Cucamonga, Calif. (Rancho Cucamonga/Oregon State)	56	Cameron Williams	OL	6-5	335	Jr.-2L	Duncanville, Texas (Duncanville)
11	Colin Simmons	EDGE	6-3	245	Fr.-HS	Dallas, Texas (Duncanville)	57	Christian Rizzi	DS	5-11	215	Sr.-SQ	Metairie, La. (Metairie Park Country Day)
13	Jay/Vion Cole	DB	5-10	180	Jr.-TR	Oakland, Calif. (McClymonds/Cal Poly/San Jose State)	58	Lance St. Louis	DS	6-0	220	Jr.-2L	Gilbert, Ariz. (Williams Field)
13	Parker Livingstone	WR	6-4	195	Fr.-HS	Lucas, Texas (Lovejoy)	62	Connor Robertson	OL	6-4	310	So.-1L	Austin, Texas (Westlake)
14	Aaron Butler	WR	6-0	175	Fr.-HS	Calabasas, Calif. (Calabasas)	63	Rick McBroom	OL	6-2	290	Jr.-SQ	Fort Worth, Texas (All Saints)
15	Bill Norton	DL	6-6	335	Sr.-TR*	Memphis, Tenn. (Christian Brothers/Georgia/Arizona)	64	Robert Sweeney	OL	6-5	300	So.-SQ	Dallas, Texas (Highland Park)
15	Trey Owens	QB	6-5	220	Fr.-HS	Houston, Texas (Cy-Fair)	65	Jake Majors	OL	6-3	315	Sr.-3L	Prosper, Texas (Prosper)
15	Will Stone	K	6-0	195	Jr.-2L	Austin, Texas (Regents School)	67	Malik Agbo	OL	6-4	300	So.-1L	Federal Way, Wash. (Beamer)
16	Arch Manning	QB	6-4	225	Fr.-RS	New Orleans, La. (Isidore Newman)	68	Brooks Kieschnick Jr.	OL	6-3	270	So.-SQ	San Antonio, Texas (Alamo Heights)
16	Michael Taaffe	DB	6-0	195	Jr.-2L	Austin, Texas (Westlake)	69	Max Merrill	OL	6-4	295	Jr.-SQ	Houston, Texas (Strake Jesuit)
18	Liona Lefau	LB	6-1	225	So.-1L	Laie, Hawaii (Kahuku)	70	Nate Kibble	OL	6-3	320	Fr.-HS	Humble, Texas (Atascocita)
18	Joe Tatum	QB	5-11	185	Jr.-SQ	Los Angeles, Calif. (Loyola)	72	Neto Umeozulu	OL	6-4	330	So.-1L	Allen, Texas (Allen)
19	Cole Lourd	QB	6-2	215	Sr.-SQ	Los Angeles, Calif. (Brentwood School)	73	Brandon Baker	OL	6-4	315	Fr.-HS	Ontario, Calif. (Mater Dei)
19	Zina Umeozulu	EDGE	6-5	260	Fr.-HS	Allen, Texas (Allen)	74	Trevor Goosby	OL	6-7	315	Fr.-RS	Melissa, Texas (Melissa)
21	Xavier Filsaime	DB	6-1	200	Fr.-HS	McKinney, Texas (McKinney)	75	Jaydon Chatman	OL	6-4	300	Fr.-RS	Harker Heights, Texas (Harker Heights)
21	Ryan Niblett	WR/RB	5-10	185	Fr.-RS	Houston, Texas (Eisenhower)	76	Hayden Conner	OL	6-5	320	Sr.-3L	Katy, Texas (Taylor)
23	Jaydon Blue	RB	6-0	200	Jr.-2L	Houston, Texas (Klein Cain)	77	Andre Cojoe	OL	6-6	340	Fr.-RS	Grand Prairie, Texas (Mansfield Timberview)
23	Jordan Johnson-Rubell	DB	5-10	190	Fr.-HS	Fort Worth, Texas (IMG Academy)	78	Kelvin Banks Jr.	OL	6-4	320	Jr.-2L	Humble, Texas (Summer Creek)
24	Velton Gardner	RB	5-9	189	Sr.-2L	Dallas, Texas (Skyline/Kansas/SMU)	79	Connor Stroh	OL	6-7	350	Fr.-RS	Frisco, Texas (Wakeland)
24	Warren Roberson	DB	6-0	190	Fr.-RS	Red Oak, Texas (Red Oak)	80	Freddie Dubose	WR	6-1	185	Fr.-HS	New Braunfels, Texas (Smithson Valley)
25	Jelani McDonald	DB	6-2	205	So.-1L	Waco, Texas (Connally)	81	Juan Davis	TE	6-4	235	Sr.-3L	Fort Worth, Texas (Everman)
26	Ty/Anthony Smith	LB	6-1	220	Fr.-HS	Jasper, Texas (Jasper)	82	Ridge Barker	TE	6-4	250	Fr.-HS	Lucas, Texas (Lovejoy)
26	Quintrevion Wisner	RB	6-0	200	So.-1L	Glenn Heights, Texas (DeSoto)	83	Spencer Shannon	TE	6-7	255	Fr.-RS	San Clemente, Calif. (Mater Dei)
27	Wardell Mack	DB	6-0	190	Fr.-HS	Westminster, La. (John Ehret)	84	Reece Beauchamp	WR	6-2	190	Jr.-SQ	Austin, Texas (Vandegrift)
27	Colin Page	RB	6-0	210	Jr.-SQ	Austin, Texas (Anderson)	84	Jordan Washington	TE	6-4	250	Fr.-HS	Houston, Texas (Langham Creek)
28	Santana Wilson	DB	6-0	190	Fr.-HS	Scottsdale, Ariz. (Desert Mountain)	85	Gunnar Helm	TE	6-5	250	Sr.-3L	Englewood, Colo. (Cherry Creek)
29	Carson Marshall	DB	6-0	185	Jr.-SQ	Katy, Texas (Katy)	86	Dorian Black	DL	5-10	280	Sr.-SQ*	Harker Heights, Texas (Harker Heights/Morehouse)
29	Reid Watkins	RB	5-11	195	Fr.-HS	Fort Worth, Texas (All Saints Episcopal)	86	Hudson Powell	WR	6-6	186	Fr.-HS	Austin, Texas (Regents School)
30	Jackson Duffey	DB	5-11	175	Fr.-HS	Spring Branch, Texas (Smithson Valley)	87	Will Randle	TE	6-4	240	Fr.-RS	New Orleans, La. (Isidore Newman)
31	Nik Sanders	RB	6-0	213	Fr.-HS	Waco, Texas (University)	88	Barry Sorrell	EDGE	6-4	260	Sr.-3L	New Orleans, La. (Holy Cross)
32	Brady Sarkisian	LB	6-1	230	So.-SQ	Newport Beach, Calif. (Corona Del Mar)	89	Ty Boatright	WR	6-0	175	So.-SQ	Kingwood, Texas (Kingwood)
33	David Gbenda	LB	6-0	235	Sr.-4L*	Katy, Texas (Cinco Ranch)	90	Sydir Mitchell	DL	6-6	350	Fr.-RS	Paterson, N.J. (Bergen Catholic)
35	Rett Andersen	WR	5-11	190	So.-SQ	San Antonio, Texas (Alamo Heights)	91	Ethan Burke	EDGE	6-6	260	Jr.-2L	Austin, Texas (Westlake)
35	McCoy Bruce	DB	5-10	175	Fr.-HS	Boerne, Texas (Boerne)	92	Colton Vasek	EDGE	6-5	260	Fr.-RS	Austin, Texas (Westlake)
36	Quinn Merritt	WR	6-1	190	Jr.-SQ	Los Gatos, Calif. (Los Gatos)	94	Jaray Bledsoe	DL	6-4	290	So.-1L	Marlin, Texas (Marlin)
37	Morice Blackwell Jr.	LB	6-1	220	Sr.-3L	Arlington, Texas (Martin)	95	Alfred Collins	DL	6-5	320	Sr.-4L*	Bastrop, Texas (Cedar Creek)
38	Graham Gillespie	DB	6-0	200	Jr.-SQ	Cypress, Texas (Bridgeland)	97	Alex January	DL	6-5	315	Fr.-HS	Duncanville, Texas (Duncanville)
38	Remy Patson	WR	5-9	170	Jr.-SQ	Austin, Texas (Regents School)	98	Tiaoalii Savea	DL	6-4	295	Sr.-TR	Las Vegas, Nev. (Desert Pines/Arizona)
39	Michael Kern	K/P	6-3	195	Fr.-HS	Fort Lauderdale, Fla. (St. Thomas Aquinas)	99	Jermayne Lole	DL	6-3	315	Sr.-TR*	Long Beach, Calif. (Long Beach Poly/Arizona State/Louisville)

## PRONUNCIATIONS

Malik Agbo.....	AHG-boh	Trevor Goosby.....	GOOZ-bee	Amari Niblack.....	NYE-black
Tausili Akana.....	tau-SIH-lee ah-KHAN-ah	Jaylon Guilbeau.....	JAY-lon GILL-boh	Tiaoalii Savea.....	tee-oh-uh-lee-ee saw-vay-uh
Jahdae Barron.....	zha-DAY	Derion Gullette.....	dair-EE-on guh-LET	Barryn Sorrell.....	BAER-in sore-ELL
Morice Blackwell Jr.....	mahr-EECE	Tate Haver.....	HAY-ver	Michael Taaffe.....	TAF
Jaray Bledsoe.....	juh-RAY	Jordan Johnson-Rubell.....	roo-BELL	Neto Umeozulu.....	NAY-toe uh-MOH-zah-low
Vernon Broughton.....	BRAWT-un	Brooks Kieschnick Jr.....	KEY-shnick	Ziky Umeozulu.....	ZEE-kee uh-MOH-zah-low
Andre Cojoe.....	COH-joe	Liona Lefau.....	lee-ONG-gah leh-FAU	Zina Umeozulu.....	ZEE-nah uh-MOH-zah-low
Quinn Ewers.....	YOU-ers	Jermayne Lole.....	low-LAY	Colton Vasek.....	VAH-sek
Xavier Filsaime.....	x-AY-vee-er FILL-sim-ee	Sydir Mitchell.....	sih-DEER	Quintrevion Wisner.....	kwin-TRAY-vee-on WHYZ-ner
David Gbenda.....	BEND-ah	Andrew Mukuba.....	moo-KOO-buh		

# 2024 ALPHABETICAL ROSTER

NO	NAME	POS	HT	WT	CL-EX	HOMETOWN (PREVIOUS SCHOOL)	NO	NAME	POS	HT	WT	CL-EX	HOMETOWN (PREVIOUS SCHOOL)
67	Malik Agbo	OL	6-4	300	So.-1L	Federal Way, Wash. (Beamer)	39	Michael Kern	K/P	6-3	195	Fr-HS	Fort Lauderdale, Fla. (St. Thomas Aquinas)
46	Tausilii Akana	EDGE	6-4	220	Fr-RS	Laie, Hawai'i (Skyridge [Utah])	70	Nate Kibble	OL	6-3	320	Fr-HS	Humble, Texas (Atascocita)
35	Rett Andersen	WR	5-11	190	So.-SQ	San Antonio, Texas (Alamo Heights)	68	Brooks Kieschnick Jr.	OL	6-3	270	So.-SQ	San Antonio, Texas (Alamo Heights)
45	Bert Auburn	K	6-0	185	Sr.-2L	Flower Mound, Texas (Flower Mound)	51	Marshall Landwehr	LB	6-0	225	Sr.-SQ	Dallas, Texas (Highland Park)
73	Brandon Baker	OL	6-4	315	Fr-HS	Ontario, Calif. (Mater Dei)	18	Liona Lefau	LB	6-1	225	So.-1L	Laie, Hawai'i (Kahuku)
78	Kelvin Banks Jr.	OL	6-4	320	Jr.-2L	Humble, Texas (Summer Creek)	13	Parker Livingstone	WR	6-4	195	Fr-HS	Lucas, Texas (Lovejoy)
82	Ridge Barker	TE	6-4	250	Fr-HS	Lucas, Texas (Lovejoy)	99	Jermayne Lole	DL	6-3	315	Sr.-TR*	Long Beach, Calif. (Long Beach Poly/Arizona State/Louisville)
46	Spencer Barnett	K/P	6-0	205	Fr-HS	Austin, Texas (Westlake)	19	Cole Lourd	QB	6-2	215	Sr.-SQ	Los Angeles, Calif. (Brentwood School)
7	Jahdae Barron	DB	5-11	200	Sr.-4L*	Austin, Texas (Connally)	27	Wardell Mack	DB	6-0	190	Fr-HS	Westminster, La. (John Ehret)
4	CJ Baxter	RB	6-1	220	So.-1L	Orlando, Fla. (Edgewater)	65	Jake Majors	OL	6-3	315	Sr.-3L	Prosper, Texas (Prosper)
84	Reece Beauchamp	WR	6-2	190	Jr.-SQ	Austin, Texas (Vandegrift)	16	Arch Manning	QB	6-4	225	Fr-RS	New Orleans, La. (Isidore Newman)
86	Dorian Black	DL	5-10	280	Sr.-SQ*	Harker Heights, Texas (Harker Heights/Morehouse)	29	Carson Marshall	DB	6-0	185	Jr.-SQ	Katy, Texas (Katy)
6	Kobe Black	DB	6-2	200	Fr-HS	Waco, Texas (Connally)	63	Rick McBroom	OL	6-2	290	Jr.-SQ	Fort Worth, Texas (All Saints)
37	Morice Blackwell Jr.	LB	6-1	220	Sr.-1L	Arlington, Texas (Martin)	25	Jelani McDonald	DB	6-2	205	So.-1L	Waco, Texas (Connally)
94	Jaray Bledsoe	DL	6-4	290	So.-1L	Marlin, Texas (Marlin)	39	Hamilton McMartin	WR	6-0	175	Jr.-SQ	Katy, Texas (Katy)
23	Jaydon Blue	RB	6-0	200	Jr.-2L	Houston, Texas (Klein Cain)	69	Max Merrill	OL	6-4	295	Jr.-SQ	Houston, Texas (Strake Jesuit)
89	Ty Boatright	WR	6-0	175	So.-SQ	Kingwood, Texas (Kingwood)	36	Quinn Merritt	WR	6-1	190	Jr.-SQ	Los Gatos, Calif. (Los Gatos)
11	Silas Bolden	WR	5-8	160	Sr.-TR	Rancho Cucamonga, Calif. (Rancho Cucamonga/Oregon State)	49	Thatcher Milton	WR	5-10	190	Sr.-SQ	Cypress, Texas (Cy-Fair)
7	Isaiah Bond	WR	5-11	180	Jr.-TR	Buford, Ga. (Buford/Alabama)	90	Sydir Mitchell	DL	6-6	350	Fr-RS	Paterson, N.J. (Bergen Catholic)
45	Vernon Broughton	DL	6-4	305	Sr.-3L	Houston, Texas (Cypress Ridge)	0	DeAndre Moore Jr.	WR	6-0	195	So.-1L	Anaheim, Calif. (St. John Bosco)
35	McCoy Bruce	DB	5-10	175	Fr-HS	Boerne, Texas (Boerne)	8	Trey Moore	EDGE	6-3	245	Jr.-TR	San Antonio, Texas (Smithson Valley/UTSA)
53	Aaron Bryant	DL	6-2	305	So.-1L	Southaven, Miss. (Southaven)	5	Malik Muhammad	DB	6-0	190	So.-1L	DeSoto, Texas (South Oak Cliff)
91	Ethan Burke	EDGE	6-6	260	Jr.-2L	Austin, Texas (Westlake)	4	Andrew Mukuba	DB	6-0	190	Sr.-TR	Austin, Texas (LBJ Early College/Clemson)
14	Aaron Butler	WR	6-0	175	Fr-HS	Calabasas, Calif. (Calabasas)	8	Amari Niblack	TE	6-4	245	Jr.-TR	St. Petersburg, Fla. (Lakewood/Alabama)
52	DJ Campbell	OL	6-3	330	Jr.-2L	Arlington, Texas (Bowie)	21	Ryan Niblett	WR/RB	5-10	185	Fr-RS	Houston, Texas (Eisenhower)
48	Bryce Chambers	WR	6-1	205	So.-SQ	Austin, Texas (Westlake)	15	Bill Norton	DL	6-6	335	Sr.-TR*	Memphis, Tenn. (Christian Brothers/Georgia/Arizona)
75	Jaydon Chatman	OL	6-4	300	Fr-RS	Harker Heights, Texas (Harker Heights)	15	Trey Owens	QB	6-5	220	Fr-HS	Houston, Texas (Cy-Fair)
6	Christian Clark	RB	6-0	210	Fr-HS	Phoenix, Ariz. (Mountain Pointe)	27	Colin Page	RB	6-0	210	Jr.-SQ	Austin, Texas (Anderson)
77	Andre Cojoe	OL	6-6	340	Fr-RS	Grand Prairie, Texas (Mansfield Timberview)	38	Remy Patson	WR	5-9	170	Jr.-SQ	Austin, Texas (Regents School)
13	Jay Vion Cole	DB	5-10	180	Jr.-TR	Oakland, Calif. (McClaymonds/Cal Poly/San Jose State)	86	Hudson Powell	WR	6-6	186	Fr-HS	Austin, Texas (Regents School)
95	Alfred Collins	DL	6-5	320	Sr.-4L*	Bastrop, Texas (Cedar Creek)	87	Will Randle	TE	6-4	240	Fr-RS	New Orleans, La. (Isidore Newman)
76	Hayden Conner	OL	6-5	320	Sr.-3L	Katy, Texas (Taylor)	49	Ian Ratliff	P	5-11	185	So.-SQ	Humble, Texas (Atascocita)
1	John Tay Cook II	WR	6-0	185	So.-1L	DeSoto, Texas (DeSoto)	57	Christian Rizzi	DS	5-11	215	Sr.-SQ	Metairie, La. (Metairie Park Country Day)
51	Daniel Cruz	OL	6-3	310	Fr-HS	North Richland Hills, Texas (Richland)	24	Warren Roberson	DB	6-0	190	Fr-RS	Red Oak, Texas (Red Oak)
81	Juan Davis	TE	6-4	235	Sr.-3L	Fort Worth, Texas (Everman)	62	Connor Robertson	OL	6-4	310	So.-1L	Austin, Texas (Westlake)
80	Freddie Dubose	WR	6-1	185	Fr-HS	New Braunfels, Texas (Smithson Valley)	31	Nik Sanders	RB	6-0	213	Fr-HS	Waco, Texas (University)
30	Jackson Duffey	DB	5-11	175	Fr-HS	Spring Branch, Texas (Smithson Valley)	32	Brady Sarkisian	LB	6-1	230	So.-SQ	Newport Beach, Calif. (Corona Del Mar)
3	Quinn Ewers	QB	6-2	210	Jr.-2L	Southlake, Texas (Carroll/Ohio State)	98	Tiaoalii Savea	DL	6-4	295	Sr.-TR	Las Vegas, Nev. (Desert Pines/Arizona)
47	Charlie Feris	K	6-2	205	Jr.-2L	Houston, Texas (Cypress Ranch)	83	Spencer Shannon	TE	6-7	255	Fr-RS	San Clemente, Calif. (Mater Dei)
21	Xavier Filsaime	DB	6-1	200	Fr-HS	McKinney, Texas (McKinney)	11	Colin Simmons	EDGE	6-3	245	Fr-HS	Dallas, Texas (Duncanville)
1	Justice Finkley	EDGE	6-2	250	Jr.-2L	Trussville, Ala. (Hewitt-Trussville)	26	TyAnthony Smith	LB	6-1	220	Fr-HS	Jasper, Texas (Jasper)
50	Michael Flanagan	LB	6-2	225	Jr.-SQ	Frisco, Texas (Wakeland)	88	Barryn Sorrell	EDGE	6-4	260	Sr.-3L	New Orleans, La. (Holy Cross)
24	Velton Gardner	RB	5-9	189	Sr.-2L	Dallas, Texas (Skyline/Kansas/SMU)	58	Lance St. Louis	DS	6-0	220	Jr.-2L	Gilbert, Ariz. (Williams Field)
43	Eric Garza	DB	5-11	210	Fr-HS	Southlake, Texas (Southlake Carroll)	15	Will Stone	K	6-0	195	Jr.-2L	Austin, Texas (Regents School)
33	David Gbenda	LB	6-0	235	Sr.-4L*	Katy, Texas (Cinco Ranch)	79	Connor Stroh	OL	6-7	350	Fr-RS	Frisco, Texas (Wakeland)
9	Jerrick Gibson	RB	5-10	205	Fr-HS	Gainesville, Fla. (IMG Academy)	64	Robert Sweeney	OL	6-5	300	So.-SQ	Dallas, Texas (Highland Park)
38	Graham Gillespie	DB	6-0	200	Jr.-SQ	Cypress, Texas (Bridgeland)	16	Michael Taaffe	DB	6-0	195	Jr.-2L	Austin, Texas (Westlake)
2	Matthew Golden	WR	6-0	195	Jr.-TR	Houston, Texas (Klein Cain/Houston)	18	Joe Tatum	QB	5-11	185	Jr.-SQ	Los Angeles, Calif. (Loyola)
74	Trevor Goosby	OL	6-7	315	Fr-RS	Melissa, Texas (Melissa)	72	Neto Umeozulu	OL	6-4	330	So.-1L	Allen, Texas (Allen)
3	Jaylon Guilbeau	DB	6-0	190	Jr.-2L	Port Arthur, Texas (Memorial)	41	Ziky Umeozulu	DB	6-3	200	Fr-HS	Allen, Texas (Allen)
40	Derion Gullette	LB	6-3	235	Fr-RS	Marlin, Texas (Teague)	19	Zina Umeozulu	EDGE	6-5	260	Fr-HS	Allen, Texas (Allen)
52	Tate Haver	DS	6-0	215	So.-SQ	Westlake Village, Calif. (Oaks Christian)	92	Colton Vasek	EDGE	6-5	260	Fr-RS	Austin, Texas (Westlake)
85	Gunnar Helm	TE	6-5	250	Sr.-3L	Englewood, Colo. (Cherry Creek)	84	Jordan Washington	TE	6-4	250	Fr-HS	Houston, Texas (Langham Creek)
0	Anthony Hill Jr.	LB	6-3	235	So.-1L	Denton, Texas (Ryan)	29	Reid Watkins	RB	5-11	195	Fr-HS	Fort Worth, Texas (All Saints Episcopal)
55	Melvin Hills III	DL	6-3	305	Fr-1L	New Iberia, La. (Lafayette Christian Academy)	56	Cameron Williams	OL	6-5	335	Jr.-2L	Duncanville, Texas (Duncanville)
9	Gavin Holmes	DB	5-11	185	Sr.-1L	New Orleans, La. (Archbishop Rummel/Wake Forest)	2	Derek Williams Jr.	DB	6-2	195	So.-1L	New Iberia, La. (Westgate)
54	Cole Hutson	OL	6-5	310	Jr.-2L	Frisco, Texas (Frisco)	28	Santana Wilson	DB	6-0	190	Fr-HS	Scottsdale, Ariz. (Desert Mountain)
97	Alex January	DL	6-5	315	Fr-HS	Duncanville, Texas (Duncanville)	5	Ryan Wingo	WR	6-2	210	Fr-HS	Saint Louis, Mo. (St. Louis University)
23	Jordon Johnson-Rubell	DB	5-10	190	Fr-HS	Fort Worth, Texas (IMG Academy)	26	Quintrevion Wisner	RB	6-0	200	So.-1L	Glenn Heights, Texas (DeSoto)

## PRONUNCIATIONS

Malik Agbo.....	AHG-boh	Trevor Goosby.....	GOOZ-bee	Amari Niblack.....	NYE-black
Tausilii Akana.....	tau-SIH-lee ah-KHAN-ah	Jaylon Guilbeau.....	JAY-lon GILL-boh	Tiaoalii Savea.....	tee-oh-uh-lee-ee saw-vay-uh
Jahdae Barron.....	zha-DAY	Derion Gullette.....	dair-EE-on guh-LET	Barryn Sorrell.....	BAER-in sore-ELL
Morice Blackwell Jr.....	mahr-EECE	Tate Haver.....	HAY-ver	Michael Taaffe.....	TAF
Jaray Bledsoe.....	juh-RAY	Jordon Johnson-Rubell.....	roo-BELL	Neto Umeozulu.....	NAY-toe uh-MOH-zah-low
Vernon Broughton.....	BRAWT-un	Brooks Kieschnick Jr.....	KEY-shnick	Ziky Umeozulu.....	ZEE-kee uh-MOH-zah-low
Andre Cojoe.....	COH-joe	Liona Lefau.....	lee-ONG-gah leh-FAU	Zina Umeozulu.....	ZEE-nah uh-MOH-zah-low
Quinn Ewers.....	YOU-ers	Jermayne Lole.....	low-LAY	Colton Vasek.....	VAH-sek
Xavier Filsaime.....	x-AY-vee-er FILL-sim-ee	Sydir Mitchell.....	sih-DEER	Quintrevion Wisner.....	kwin-TRAY-vee-on WHYZ-ner
David Gbenda.....	BEND-ah	Andrew Mukuba.....	moo-KOO-buh		

# THE LAST TIME ... TEXAS

## TEAM LAST TIME SPAN

Scored 50-59	51-3 • ULM (9/21/2024)	LAST GAME
Scored 60-69	69-31 • at Kansas State (12/5/2020)	44 games
Scored 70+	70-35 • Texas Tech (9/25/2021)	38 games
Scored <10	7-30 • at Iowa State (11/6/2021)	34 games
Scored <7	3-38 • at Notre Dame (9/5/2015)	116 games
Was shutout	0-24 • at Iowa State (10/31/2015)	109 games
Was shutout (home)	0-30 • Houston (11/6/1976)	273 home
Shutout opponent	52-0 • vs. Colorado State (8/31/24)	3 games
Shutout opponent (home)	52-0 • vs. Colorado State (8/31/24)	3 games
Shutout opponent (road)	23-0 • at Kansas (9/27/2014)	49 road
Shutout opponent (neutral)	49-0 • vs. Oklahoma (10/8/2022)	6 games
Shutout conference opponent	49-0 • vs. Oklahoma (10/8/2022)	19 games
Shutout by conference opponent	0-24 • at Iowa State (10/31/2015)	81 games
300-399 yards rushing	302 • Texas Tech (11/24/2023)	6 games
400+ yards rushing	427 • at Kansas (11/19/2022)	20 games
<100 yards rushing	51 • vs. Washington (12/29/2022)	18 games
<0 yds rushing	-7 • vs. Oklahoma (10/07/2000)	326 games
300-399 passing yards	355 • vs. Colorado State (8/31/2024)	3 games
400-499 passing yards	427 • vs. UTSA (9/14/2024)	1 game
500-599 total yards	545 • vs. Colorado State (8/31/24)	3 games
600+ total yards	614 • vs. UTSA (9/14/2024)	1 game
<200 yards total offense	199 • TCU (11/12/2022)	21 games
<100 yards total offense	59 • vs. Arkansas (12/29/2014)	117 games
100-yard rusher & 100-yard receiver	104 rush, Jonathon Brooks; 137 rec, Xavier Worthy • at TCU (11/11/2023)	8 games
30+ first downs	33 • vs. Oklahoma State (12/2/2023)	5 games
100+ penalty yards	119 • at Oklahoma State (10/31/2024)	23 games
2+ fumbles lost	2 • vs. Washington (1/1/2024)	3 games
Scored a safety	ULM (9/21/2024)	LAST GAME
Allowed a safety	Baylor (11/25/2022)	19 games
Scored a 1-point safety	Texas A&M (11/26/2004)	248 games
Forced turnovers on 3+ consecutive drives	3 (INT, Fumble, Fumble) • vs. Oklahoma (10/10/2020)	49 games
Forced 5+ turnovers	5 (3 INT, 2 FR) • Rice (9/12/2015)	115 games
Committed 5+ turnovers	5 • at West Virginia (11/14/2015)	106 games
4+ interceptions	4 • at West Virginia (10/5/2019)	60 games
Forced 2+ fumbles	2 • Kansas State (11/4/2023)	9 games
2+ defensive TD's	Oklahoma State (9/26/2015)	110 games
	34-yard fumble return by Hassan Ridgeway, 41-yd interception return by Holton Hill	
Defensive & special teams TD	Texas Tech (1/24/2023)	6 games
	95-yd kickoff return by Keilan Robinson, 43-yard INT by Jett Bush	
4 TD's in game	Jaydon Blue (3 rush, 1 receiving) • ULM (9/21/2024)	LAST GAME
Player with a passing and receiving touchdown	Xavier Worthy • West Virginia (10/12/2021)	26 games
300-yard passer, 200-yard rusher, 100-yard receiver	Kansas (9/30/2023)	13 games
	325 passing by Quinn Ewers, 218 rushing by Jonathon Brooks, 141 receiving by Adonai Mitchell	
300-yard passer, 100-yard rusher, two 100-yard receivers	vs. Oklahoma (10/7/2023)	12 games
	346 passing by Quinn Ewers, 129 rushing by Jonathon Brooks, 115 receiving by Jordan Whittington, 108 receiving by Xavier Worthy	

## RUSHING LAST TIME SPAN

100-199 yards	124 by Jaydon Blue • ULM (9/21/2024)	LAST GAME
200-299 yards	218 by Jonathon Brooks • Kansas (9/30/2022)	13 games
300-399 yards	341 by D'Onta Foreman • Texas Tech (11/6/2016)	95 games
2 players w/ 100+ yards	242 by Bijan Robinson; 108 by Jonathon Brooks • at Kansas (11/19/2022)	20 games
30+ attempts	30 by Bijan Robinson • at Kansas State (11/5/2022)	22 games
Consecutive 100-yard games	Jonathon Brooks • 112 vs. Kansas State; 104 at TCU (11/4/2023, 11/11/2023)	8 games
Consecutive 200-yard games	D'Onta Foreman • Baylor & at Texas Tech (2016)	95 games
3 Consecutive 100-yard games by 3 different players	Jonathon Brooks, 104 at TCU (11/11/2023); CJ Baxter, 117 at Iowa State (11/18/2023); Jaydon Blue, 121 vs. Texas Tech (11/24/2023)	6 games
50-59 yard run	55 by Ryan Wingo • vs. Michigan (9/7/2024)	2 games
60-69 yard run	67 by Arch Manning • vs. UTSA (9/14/2024)	1 game
70-79 yard run	70 by Jonathon Brooks • at Kansas (11/19/2022)	19 games
80-89 yard run	81 by D'Onta Foreman • vs. Oklahoma (10/10/2015)	108 games
90+ yard run	91 by Chris Warren III • Texas Tech (11/26/2015)	101 games
3+ touchdowns	3 by Jaydon Blue • ULM (9/21/2024)	LAST GAME
4+ touchdowns	4 by Bijan Robinson • at Kansas (11/19/2022)	19 games
2 players w/ 3+ touchdowns	3 by Bijan Robinson; 3 by Roschon Johnson • at Kansas State (12/5/2020)	42 games
3 players w/ 60+ yard runs	72 by Roschon Johnson; 65 by Keilan Robinson; 62 by Bijan Robinson • Rice (9/18/2021)	38 games
4 players w/ rushing TD	3 by Bijan Robinson, 1 by Roschon Johnson; 1 by Keilan Robinson; 1 by Jonathon Brooks • Rice (9/18/2021)	38 games

## PASSING LAST TIME SPAN

300-399 yards	313 by Quinn Ewers • vs. Washington (1/1/2024)	4 games
400+ yards	452 by Quinn Ewers • vs. Oklahoma State (12/2/2023)	5 games
40-49 attempts	43 by Quinn Ewers • vs. Washington (1/1/2024)	4 games
50+ attempts	53 by Sam Ehlinger • vs. Oklahoma (10/10/2020)	48 games
25+ completions	35 by Quinn Ewers • vs. Oklahoma State (12/2/2023)	5 games
3+ touchdowns	4 by Arch Manning • vs. UTSA (9/14/2024)	1 game
4+ touchdowns	4 by Arch Manning • vs. UTSA (9/14/2024)	1 game
5+ touchdowns	6 by Casey Thompson • Kansas (11/13/2021)	33 games
6+ touchdowns	6 by Casey Thompson • Kansas (11/13/2021)	33 games
Consecutive 4+ TD games	3, 5-5-4 by Sam Ehlinger • vs. UTEP, at Texas Tech, vs. TCU (9/12-10/3/2020)	50 games
Consecutive 5+ TD games	2, 5-5 by Sam Ehlinger • vs. UTEP, at Texas Tech (9/12-9/26/2020)	51 games
Consecutive 300+ yd games	by Quinn Ewers • 452 vs. Oklahoma State, 318 vs. Washington (1/1/2024)	4 games
50-59 yard completion	56 by Arch Manning to Isaiah Bond • vs. ULM (9/21/2024)	LAST GAME
60-69 yard completion	62 by Quinn Ewers to Adonai Mitchell • vs. Oklahoma State (12/2/2023)	4 games
70-79 yard completion	75 by Arch Manning to Ryan Wingo • vs. UTSA (9/14/2024)	1 game
80-89 yard completion	80 by Shane Buechele to Devin Duvernay • at Kansas State (10/22/2016)	97 games
90+ yard completion	90 by Sam Ehlinger to John Burt • Oklahoma State (10/21/2017)	86 games

## RECEIVING LAST TIME SPAN

100-199 yards	127 by Ryan Wingo; 103 by Isaiah Bond • vs. UTSA (9/14/2024)	1 game
200+ yards	261 by Xavier Worthy • vs. Oklahoma (10/9/2021)	37 games
2 players w/ 100+ yards	127 by Ryan Wingo; 103 by Isaiah Bond • vs. UTSA (9/14/2024)	1 game
10+ receptions	10 by Xavier Worthy • at TCU (11/11/2023)	5 games
15+ receptions	15 by Jordan Shipley • Oklahoma State (10/25/2008)	200 games
Consecutive 100-yard games	D. Duvernay • Kansas, at TCU, K-State, Iowa State (11/9/2019)	56 games
3+ Consecutive 100-yard games	D. Duvernay • Kansas, at TCU, K-State, Iowa State (11/9/2019)	56 games
4+ Consecutive 100-yard games	D. Duvernay • Kansas, at TCU, K-State, Iowa State (11/9/2019)	56 games
50-59 yard reception	56 by Isaiah Bond • vs. ULM (9/21/2024)	LAST GAME
60-69 yard reception	62 by Adonai Mitchell • vs. Oklahoma State (12/2/2023)	5 games
70-79 yard reception	75 by Ryan Wingo • vs. UTSA (9/14/24)	1 game
80-89 yard reception	80 by Devin Duvernay • at Kansas State (10/22/2016)	97 games
90+ yard reception	90 by John Burt • Oklahoma State (10/21/2017)	85 games
3+ touchdowns	3 by Xavier Worthy • Kansas (11/13/2021)	33 games

## SPECIAL TEAMS LAST TIME SPAN

50-59 yard field goal	54 by Bert Auburn • Texas Tech (11/24/2023)	26 games
60+ yard field goal	60 by Russell Erxleben • Texas Tech (10/29/1977)	577 games
Made 3+ field goals	5 by Bert Auburn • Texas Tech (11/24/2023)	6 games
Made 7+ PAT's	7 by Bert Auburn • vs. ULM (9/21/2024)	LAST GAME
Made 9+ PAT's	10 by Cameron Dicker • Texas State (11/9/2019)	39 games
60-69 yard punt	64 by Ryan Sanborn • BYU (10/28/2023)	10 games
70+ yard punt	79 by Cameron Dicker • vs. Oklahoma State (10/16/2021)	36 games
Missed PAT	by Cameron Dicker • Kansas State (11/26/2021)	30 games
TD on kickoff return	95 by Keilan Robinson • Texas Tech (11/24/2023)	6 games
TD on punt return	74 by Xavier Worthy • BYU (10/28/2023)	7 games
90-99 yard kickoff return	95 by Keilan Robinson • Texas Tech (11/24/2023)	6 games
50-69 yard punt return	53 by Brandon Jones • Kansas State (11/9/2019)	57 games
70+ yard punt return	74 by Xavier Worthy • BYU (10/28/2023)	10 games
2+ TD on kickoff return	NEVER	
TD on kickoff return to start game	88 by Greg Lott • at Texas Tech (9/24/1966)	692 games
Consecutive games with special teams TD	by Fozy Whittaker (2011)	162 games
	100 KR vs. Oklahoma & 100 KR Oklahoma State	
Recovered on-side kick	by Malcolm Epps • at Texas Tech (9/26/2020)	51 games
2-point conversion	Quinn Ewers pass to Jordan Whittington • at Iowa State (11/18/2023)	7 games
Defensive 2-point conversion	Austin Jordan • at Iowa State (11/18/2023)	7 games
Blocked PAT	T'Vondre Sweat • at Iowa State (11/18/2023)	7 games
Blocked FG	Kitan Crawford • TCU (11/12/2022)	21 games
Blocked punt	by Michael Taaffe • Texas Tech (11/24/2023)	6 games
2+ Consecutive Games w/ blocked punt	Iowa State; Oklahoma State (10/22/2022)	23 games
TD on blocked FG	46 by Anthony Wheeler • USC (9/15/2018)	77 games
TD on blocked punt	0 yd return by Malik Muhammad • vs. Oklahoma (10/7/2023)	12 games
Safety on a blocked punt	TEAM • Rice (9/18/2021)	39 games

## DEFENSE LAST TIME SPAN

10-14 tackles	11 by Anthony Hill Jr. • vs. UTSA (9/14/2024)	1 game
15+ tackles	15 by Jaylan Ford • UTSA (9/17/2022)	27 games
10+ solo tackles	10 by Jaylan Ford • UTSA (9/17/2022)	27 games
4+ tackles for loss	6 by Joseph Ossai • at Oklahoma State (10/31/2020)	46 games
5+ tackles for loss	6 by Joseph Ossai • at Oklahoma State (10/31/2020)	46 games
6+ tackles for loss	6 by Joseph Ossai • at Oklahoma State (10/31/2020)	46 games
3+ sacks	3.0 by Joseph Ossai • at Oklahoma State (10/31/2020)	46 games
4+ sacks	4.5 by Alex Okafor • vs. Oregon State (12/29/2012)	142 games
2+ interceptions	2 by D'Shawn Jamison • at West Virginia (10/5/2019)	60 games
2+ fumble recoveries	2 by John Bonney • at Baylor (10/28/2017)	84 games
TD on interception return	30 by Ethan Burke • vs. UTSA (9/14/2024)	1 game
TD on fumble return	48 by Jahdae Barron • TCU (11/12/2022)	20 games
Sack, forced fumble and fumble recovery on same play	by Anthony Cook • at TCU (10/2/2021)	37 games
Interception and a fumble recovery	by Jaylan Ford • at Kansas State (11/5/2022)	22 games
Interceptions in three consecutive games	by Michael Taaffe • at Houston, BYU, Kansas State (11/4/2023)	8 games



# THE LAST TIME ... OPPONENTS

TEAM	LAST TIME	SPAN
Scored 50-59.....	56-57 (OT) • Kansas (11/13/2021).....	34 games
Scored 60-69.....	21-63 • vs. Oklahoma (10/13/2012).....	152 games
Scored 70+.....	NEVER.....	NEVER
Scored <10.....	51-3 • ULM (9/21/2024).....	LAST GAME
Scored <7.....	51-3 • ULM (9/21/2024).....	LAST GAME
300+ yards rushing.....	339 • vs. Oklahoma (10/9/2021).....	38 games
<100 yards rushing.....	31 • vs. Oklahoma State (12/2/2023).....	5 games
<0 yards rushing.....	5 • USC (9/15/2018).....	77 games
300-399 passing yards.....	323 • at Iowa State (11/18/2023).....	7 games
400+ passing yards.....	430 • vs. Washington (1/1/2024).....	4 games
<100 passing yards.....	54 • ULM (9/21/2024).....	LAST GAME
500-599 total yards.....	532 • vs. Washington (1/1/2024).....	5 games
600+ total yards.....	662 • vs. Oklahoma (10/9/2021).....	38 games
100-199 total yards.....	111 • ULM (9/21/2024).....	LAST GAME
<100 total yards.....	94 • North Texas (8/30/2014).....	131 games
30+ first downs.....	32 • at Oklahoma State (10/22/2022).....	23 games
100+ penalty yards.....	100 • Alabama (9/10/2022).....	29 games
2+ fumbles lost.....	3 • at TCU (10/2/2021).....	38 games
Scored a safety.....	Baylor (11/25/2022).....	19 games
4+ interceptions.....	4 • at TCU (10/26/2019).....	58 games
2+ non-offensive TDs.....	40-yard fumble return, 33-yard interception return • TCU (11/27/2014).....	118 games
3 total touchdowns (rush+rec).....	3 rushing by Dominic Richardson • at Oklahoma State (10/22/2022).....	23 games
4+ total touchdowns (rush+rec).....	3 rushing, 1 receiving by Devin Neal • Kansas (11/13/2021).....	33 games

RUSHING	LAST TIME	SPAN
100-199 yards.....	106 by Justin Marshall • vs. Colorado State (8/31/2024).....	2 games
200-299 yards.....	217 by Kennedy Brooks • vs. Oklahoma (10/9/2021).....	35 games
300+ yards.....	317 by Rashaan Salaam • Colorado (10/1/1994).....	381 games
3+ touchdowns.....	3 by Dominic Richardson • at Oklahoma State (10/22/2022).....	21 games
30+ attempts.....	33 by Leddie Brown • at West Virginia (11/20/2021).....	30 games
50-59 yard run.....	51 by Jaden Nixon • at Oklahoma State (10/22/2022).....	21 games
60-69 yard run.....	53 by Robert Henry • UTSA (9/14/2024).....	LAST GAME
70-79 yard run.....	75 by Kendre Miller • TCU (11/12/2022).....	20 games
80+ yard run.....	81 by Jase McClellan • Alabama (9/10/2022).....	28 games


PASSING	LAST TIME	SPAN
300-399 yards.....	323 by Rocco Becht • at Iowa State (11/18/2023).....	6 games
400+ yards.....	430 by Michael Penix Jr. • vs. Washington (1/1/2024).....	4 games
40-49 attempts.....	42 by Will Howard • Kansas State (11/4/2023).....	8 games
50+ attempts.....	54 by Michael Penix Jr. • vs. Washington (12/29/2022).....	17 games
25+ completions.....	29 by Michael Penix Jr. • vs. Washington (1/1/2024).....	4 games
3+ touchdowns.....	3 by Alan Bowman • vs. Oklahoma State (12/2/2023).....	5 games
4+ touchdowns.....	4 by Will Howard • Kansas State (11/4/2023).....	8 games
5+ touchdowns.....	5 by Alan Bowman • at Texas Tech (9/26/2020).....	50 games
6+ touchdowns.....	6 by Kliff Kingsbury • Texas Tech (11/16/2002).....	277 games
50-59 yard completion.....	52 by Michael Penix Jr. • vs. Washington (1/1/2024).....	4 games
60-69 yard completion.....	66 by Rocco Becht • at Iowa State (11/18/2023).....	6 games
70-79 yard completion.....	77 by Michael Penix Jr. • vs. Washington (1/1/2024).....	4 games
80+ yard completion.....	97 by Sam B. Richardson • Iowa State (10/3/2013).....	135 games

RECEIVING	LAST TIME	SPAN
100-199 yards.....	125 by Rome Odunze, 122 by Ja'Lynn Polk • vs. Washington (1/1/2024).....	4 games
200+ yards.....	222 by Tylan Wallace • vs. Oklahoma State (10/27/2018).....	72 games
2 players w/ 100+ yards.....	125 by Rome Odunze, 122 by Ja'Lynn Polk • vs. Washington (1/1/2024).....	4 games
3 players w/ 100+ yards.....	163 by J. Jefferson, 147 by J. Chase, 123 by T. Marshall • LSU (9/7/2019).....	64 games
10+ receptions.....	11 by Savion Williams • at TCU (11/11/2023).....	8 games
15+ receptions.....	16 by Kevin White • West Virginia (11/8/2014).....	119 games
50-59 yard reception.....	52 by Rome Odunze • vs. Washington (1/1/2024).....	4 games
60-69 yard reception.....	62 by Malik Knowles • at Kansas State (11/5/2022).....	22 games
70-79 yard reception.....	77 by Ja'Lynn Polk • vs. Washington (1/1/2024).....	4 games
80+ yard reception.....	97 by Quenton Bundrage • Iowa State (10/3/2013).....	137 games
3+ touchdowns.....	3 by CeeDee Lamb • vs. Oklahoma (10/12/2019).....	60 games

SPECIAL TEAMS	LAST TIME	SPAN
50-59 yard field goal.....	52 by Dominic Zvada • at Michigan (9/7/2024).....	2 games
60+ yard field goal.....	67 by Steve Little • Arkansas (10/15/1977).....	578 games
Made 3+ field goals.....	3 by Grady Gross • vs. Washington (1/1/2022).....	4 games
Made 7+ PAT's.....	7 by Jacob Borcila • Kansas (11/13/2021).....	33 games
60-69 yard punt.....	61 by James Burnip • at Alabama (9/9/2023).....	16 games
70+ yard Punt.....	85 by Michael Turk • vs. Oklahoma (10/9/2021).....	37 games
Missed PAT.....	by Ben Grogan • at Oklahoma State (10/1/2016).....	101 games
TD on kickoff return.....	91 by Alex Ross • Kansas State (11/9/2019).....	57 games
TD on punt return.....	73 by Jeff Scott • Ole Miss (9/14/2013).....	141 games
2-point conversion.....	Isaiah Bond pass from Jalen Millroe • at Alabama (9/9/2023).....	16 games
Defensive 2-point conversion.....	at Oklahoma State (10/1/2016).....	102 games
Blocked PAT.....	vs. Oklahoma (12/1/2018).....	67 games
Blocked FG.....	by Will Anderson Jr. • Alabama (9/10/2022).....	28 games
Blocked Punt.....	by Shane Porter • Kansas State (11/4/2023).....	9 games
TD on blocked FG.....	71 by Antoine Brooks, Jr. • Maryland (9/2/2017).....	90 games
TD on blocked punt.....	6 by Ghaali Muhammad • Wyoming (9/12/2009).....	193 games
TD on fumbled punt.....	0 yd return by Xavier Martin • at Texas Tech (9/26/2020).....	51 games

DEFENSE	LAST TIME	SPAN
10+ tackles.....	10 by Wydett Williams Jr. • vs. ULM (9/21/2024).....	3 games
5+ tackles for loss.....	7 by Ndamukong Suh • vs. Nebraska (12/5/2009).....	181 games
4+ sacks.....	4.5 by Ndamukong Suh • vs. Nebraska (12/5/2009).....	181 games
2+ interceptions.....	2 by Jacob Parrish • Kansas State (11/4/2023).....	8 games
2+ fumble recoveries.....	2 by Ian Campbell • Kansas State (11/11/2006).....	222 games
TD on interception return.....	31 by Jacobee Bryant • Kansas (11/13/2021).....	32 games
TD on fumble return.....	16 by Gabe Hall • Baylor (11/25/2022).....	18 games

# 2024 BOX SCORES

	<b>GAME ONE</b> Aug. 31, 2024   Austin, Texas Attendance: 99,171   TV: ESPN
<b>COLORADO STATE</b> NR/NR	<b>0</b>
<b>TEXAS</b> 4/4	<b>52</b>

<b>Score by Quarters</b>	<b>1</b>	<b>2</b>	<b>3</b>	<b>4</b>	<b>OT</b>	<b>Score</b>
Colorado State	0	0	0	0	-	0
Texas	7	24	14	7	-	52

### Scoring Summary

Qtr	Time	Team	Summary
1st	09:36	TEX	Q. Wisner 3 yd run 4-64 1:43, CSU 0 - TEX 7
2nd	10:56	TEX	B. Auburn 45 yd field goal 4-4 1:45, CSU 0 - TEX 10
	05:50	TEX	M. Golden 1 yd pass from Q. Ewers (B. Auburn kick) 7-70 2:50, CSU 0 - TEX 17
	01:55	TEX	I. Bond 7 yd pass from Q. Ewers (B. Auburn kick) 5-43 1:37, CSU 0 - TEX 24
	00:12	TEX	M. Golden 11 yd pass from Q. Ewers (B. Auburn kick) 5-33 00:46, CSU 0 - TEX 31
3rd	06:47	TEX	J. Gibson 5 yd run (B. Auburn kick) 8-80 03:35, CSU 0 - TEX 38
	02:23	TEX	S. Bolden 5 yd pass from A. Manning (B. Auburn kick) 4-49 01:41, CSU 0 - TEX 45
4th	10:10	TEX	A. Manning 1 yd run (B. Auburn kick) 11-55 04:41, CSU 0 - TEX 52


	CSU	TEX
FIRST DOWNS	11	26
RUSHES-YARDS (NET)	32-118	41-190
PASSING YDS (NET)	74	355
Passes Comp-Att-Int	13-24-2	25-33-1
TOTAL OFFENSE PLAYS-YARDS	56-192	74-545
Fumble Returns-Yards	0-0	2-0
Punt Returns-Yards	7-279	1-39
Kickoff Returns-Yards	1-65	9-578
Interception Returns-Yards	1-0	2-30
Punts (Number-Avg)	7-279	1-39
Fumbles-Lost	0-0	2-0
Penalties-Yards	3-25	3-25
Possession Time	29:17	30:43
Third-Down Conversions	5 of 14	6 of 12
Fourth-Down Conversions	0 of 2	2 of 3
Red-Zone Scores-Chances	0-1	7-7
Sacks By: Number-Yards	1-6	0-0

**RUSHING:** Colorado State-Marshall, Justin 25-106; Brousseau, Jackson 1-8; Holles, Keegan 2-4; Johnson, Kobe 3-2; Turner, Paddy 1-(-2). Texas-Gibson, Jerrick 10-67-1; Blue, Jaydon 11-57; Bond, Isaiah 1-25; Wisner, Quintrevion 5-22-1; Niblett, Ryan 3-12; Gardner, Velton 3-11; Page, Colin 2-4; Manning, Arch 3-0-1; TEAM 2-(-2)

**PASSING:** Colorado State-Fowler-Nicolosi, Brayden 10-18-59-0; Brousseau, Jackson 3-6-15-0. Texas-Ewers, Quinn 20-27-260-3; Manning, Arch 5-6-95-1

**RECEIVING:** Colorado State-Horton, Tory 5-31; Brown II, Vince 2-12; Goffney, Dylan 1-8; Winfield, Armani 1-7; Ross, Jordan 1-7; Holles, Keegan 1-4; Montini, Peter 1-4; Marshall, Justin 1-1. Texas-Wingo, Ryan 4-70; Bond, Isaiah 5-61-1; Cook II, Johntay 3-56; Golden, Matthew 3-50-2; Helm, Hunnar 2-42; Blue, Jaydon 3-37; Wisner, Quintrevion 1-18; Davis, Juan 1-11; Niblack, Amari 1-7; Bolden, Silas 1-5-1; Niblett, Ryan 1-(-2).

**INTERCEPTIONS:** Colorado State-Wilson, Chase 1-0.

	<b>GAME TWO</b> Sept. 7, 2024   Ann Arbor, Michigan Attendance: 111,170   TV: FOX
<b>TEXAS</b> 3/3	<b>31</b>
<b>MICHIGAN</b> 10/9	<b>12</b>

<b>Score by Quarters</b>	<b>1</b>	<b>2</b>	<b>3</b>	<b>4</b>	<b>OT</b>	<b>Score</b>
Texas	7	17	7	0	-	31
Michigan	0	3	3	6	-	12

### Scoring Summary

Qtr	Time	Team	Summary
1st	04:14	TEX	G. Helm 21 yd pass from Q. Ewers (B. Auburn kick) 6-56 3:06, TEX 7 - MICH 0
2nd	13:23	MICH	D. Zvada 37 yd field goal 9-55 5:45, TEX 7 - MICH 3
	08:24	TEX	J. Gibson 7 yd run (B. Auburn kick) 12-76 4:53, TEX 14 - MICH 3
	02:40	TEX	B. Auburn 26 yd field goal 10-29 4:10, TEX 17 - MICH 3
	00:10	TEX	M. Golden 5 yd pass from Q. Ewers (B. Auburn kick) 6-42 00:49, TEX 24 - MICH 3
3rd	05:28	MICH	D. Zvada 37 yd field goal 9-41 4:22, TEX 24 - MICH 6
	02:29	TEX	J. Blue 7 yd pass from Q. Ewers (B. Auburn kick) 6-75 2:49, TEX 31 - MICH 6
4th	01:54	MICH	S. Morgan 31 yd pass from D. Warren 8-78 2:55, TEX 31 - MICH 12

	TEX	MICH
FIRST DOWNS	19	13
RUSHES-YARDS (NET)	32-143	23-80
PASSING YDS (NET)	246	204
Passes Comp-Att-Int	24-36-0	22-33-2
TOTAL OFFENSE PLAYS-YARDS	68-389	56-284
Fumble Returns-Yards	1-2	0-0
Punt Returns-Yards	0-0	1-8
Kickoff Returns-Yards	2-37	4-69
Interception Returns-Yards	2-3	0-0
Punts (Number-Avg)	3-118	2-64
Fumbles-Lost	0-0	1-1
Penalties-Yards	7-45	4-30
Possession Time	31:20	28:40
Third-Down Conversions	10 of 16	3 of 12
Fourth-Down Conversions	0 of 0	2 of 3
Red-Zone Scores-Chances	4-4	1-1
Sacks By: Number-Yards	1-2	0-0


**RUSHING:** Texas-Wingo, Ryan 1-55; Gibson, Jerrick 10-36-1; Wisner, Quintrevion 8-30; Blue, Jaydon 9-22; Ewers, Quinn 4-0. Michigan-Edwards, Donovan 8-41; Mullings, Kalel 6-25; Hall, Benjamin 3-14; Warren, Davis 3-3; Orji, Alex 2-(-1); TEAM 1-(-2)

**PASSING:** Texas-Ewers, Quinn 24-36-246-3. Michigan-Warren, Davis 22-33-204-1

**RECEIVING:** Texas-Helm, Gunnar 7-98-1; Bond, Isaiah 3-51; Golden, Matthew 6-41-1; Blue, Jaydon 6-37-1; Wisner, Quintrevion 2-19. Michigan-Loveland, Colston 8-70; Morgan, Semaj 5-45-1; Charleston, CJ 1-22; O'Leary, Peyton 1-22; Morris, Tyler 2-17; Hall, Benjamin 2-12; Bell, Kendrick 1-7; Klein, Marlin 1-7; Edwards, Donovan 1-2.

**INTERCEPTIONS:** Texas-Williams, Jr., Derek 1-0; Mukuba, Andrew 1-3. Michigan-None.

**FUMBLES:** Texas-None. Michigan-Loveland, Colston 1-1.

	<b>GAME THREE</b> Sept. 14, 2024   Austin, Texas Attendance: 101,892   TV: ESPN
<b>UTSA</b> NR/NR	<b>7</b>
<b>TEXAS</b> 2/3	<b>56</b>

<b>Score by Quarters</b>	<b>1</b>	<b>2</b>	<b>3</b>	<b>4</b>	<b>OT</b>	<b>Score</b>
UTSA	0	7	0	0	-	7
Texas	14	14	14	14	-	56

### Scoring Summary

Qtr	Time	Team	Summary
1st	09:27	TEX	I. Bond 7 yd pass from Q. Ewers (B. Auburn kick) 8-84 3:52, UTSA 0 - TEX 7
	00:06	TEX	J. Cook II 19 yd pass from Q. Ewers (B. Auburn kick) 12-69 6:07, UTSA 0 - TEX 14
2nd	12:10	TEX	D. Moore, Jr. 19 yd pass from A. Manning (B. Auburn kick) 4-72 1:20, UTSA 0 - TEX 21
	11:39	UTSA	R. Henry 53 yd run (C. Allen kick) 2-75 0:31, UTSA 7 - TEX 21
	11:07	TEX	A. Manning 67 yd run 2-75 0:32, UTSA 7 - TEX 28
3rd	13:13	TEX	I. Bond 51 yd pass from A. Manning (B. Auburn kick) 5-75 1:47, UTSA 7 - TEX 35
	10:57	TEX	R. Wingo 7 yd pass from A. Manning (B. Auburn kick) 1-75 0:11, UTSA 7 - TEX 42
4th	13:19	TEX	J. Cook II 19 yd pass from A. Manning (B. Auburn kick) 5-66 2:01, UTSA 7 - TEX 49
	1:50	TEX	E. Burke 30 yd interception (B. Auburn kick) 0-0 0:00, UTSA 7 - TEX 56

	UTSA	TEX
FIRST DOWNS	14	24
RUSHES-YARDS (NET)	39-128	35-187
PASSING YDS (NET)	132	427
Passes Comp-Att-Int	21-30-1	25-32-2
TOTAL OFFENSE PLAYS-YARDS	69-260	67-614
Fumble Returns-Yards	0-0	0-0
Punt Returns-Yards	2-10	2-11
Kickoff Returns-Yards	0-0	0-0
Interception Returns-Yards	1-11	1-30
Punts (Number-Avg)	8-293	4-183
Fumbles-Lost	0-0	1-1
Penalties-Yards	3-32	7-59
Possession Time	31:01	28:59
Third-Down Conversions	2 of 17	3 of 10
Fourth-Down Conversions	2 of 4	1 of 2
Red-Zone Scores-Chances	0-1	4-5
Sacks By: Number-Yards	1-10	3-26

**RUSHING:** UTSA-Henry Robert 6-65-1; High, Brandon 7-27; Barnes, Kevorian 10-21; Griffin, Roko 5-16; Donnell, Bryson 1-4; Henderson III, Will 3-3; McCown, Owen 7-(-8). Texas-Gibson, Jerrick 13-75; Manning, Arch 3-53-1; Page, Colin 4-28; Wisner, Quintrevion 6-20; Gardner, Velton 5-15; Ewers, Quinn 1-7; Owens, Trey 1-3; Niblett, Ryan 1-(-6). Bolden, Silas 1-(-8).


**PASSING:** UTSA-McCown, Owen 21-29-132-0; Marburger, Eddie Lee 0-1-0. Texas-Manning, Arch 9-12-223-4; Ewers, Quinn 14-16-185-2; Owens, Trey 2-4-19-0.

**RECEIVING:** UTSA-McCain, Devin 5-27; Allen, DJ 1-22; Cardenas, Oscar 2-14; Wilson, Jace 2-14; McCoy, Willie 2-12; Griffin, Roko 2-12; Henderson III, Will 2-12; Dishman, Dan 1-9; Carpenter, Chris 1-6; High, Brandon 1-5; Thomas, Houston 1-3; Barnes, Kevorian 1-(-4). Texas-Wingo, Ryan 3-127-1; Bond, Isaiah 5-103-2; Helm, Gunnar 1-49; Cook II, Johntay 3-35-2; Golden, Matthew 3-34; Bolden, Silas 4-29; Moore, Jr., DeAndre 3-17-1; Niblett, Ryan 1-15; Gibson, Jerrick 1-9; Wisner, Quintrevion 1-9.

**INTERCEPTIONS:** UTSA-Pewee, Owen 1-11. Texas-Burke, Ethan 1-30

**FUMBLES:** UTSA-None. Texas-Gibson, Jerrick 1-1

# 2024 BOX SCORES

	<b>GAME FOUR</b> Sept. 21, 2024   Austin, Texas Attendance: 102,850   TV: SEC Network+	
	<b>ULM</b> NR/NR	<b>3</b>
<b>TEXAS</b> 1/2	<b>51</b>	

Score by Quarters	1	2	3	4	OT	Score
ULM	0	3	0	0	-	3
Texas	21	7	9	14	-	51

### Scoring Summary

Qtr	Time	Team	Summary
1st	07:11	TEX	J. Blue 1 yd run (B. Auburn kick) 7-77 2:49, ULM 0 - TEX 7
	05:28	TEX	J. Blue 3 yd pass from A. Manning (B. Auburn kick) 4-13 0:58, ULM 0 - TEX 14
	01:34	TEX	R. Wingo 17 yd pass from A. Manning (B. Auburn kick) 6-73 2:06, ULM 0 - TEX 21
2nd	08:15	TEX	J. Blue 2 yd run (B. Auburn kick) 12-87 5:11, ULM 0 - TEX 28
	01:46	ULM	M. Larson 35 yd field goal 13-58 6:29, ULM 3 - TEX 28
3rd	11:04	TEX	J. Gibson 2 yd run (B. Auburn kick) 6-66 2:20, ULM 3 - TEX 35
	3:24	TEX	L. Lefau 0 of safety 0-0 0:00, ULM 3 - TEX 37
4th	14:56	TEX	J. Blue 1 yd run (B. Auburn kick) 9-63 3:21, ULM 3 - TEX 44
	8:18	TEX	R. Niblett 1 yd run (B. Auburn kick) 10-57 4:35, ULM 3 - TEX 51

	ULM	TEX
FIRST DOWNS	7	26
RUSHES-YARDS (NET)	25-57	52-239
PASSING YDS (NET)	54	258
Passes Comp-Att-Int	11-25-2	15-29-2
TOTAL OFFENSE PLAYS-YARDS	50-111	81-497
Fumble Returns-Yards	0-0	0-0
Punt Returns-Yards	0-0	3-(-1)
Kickoff Returns-Yards	0-0	3-76
Interception Returns-Yards	2-7	2-43
Punts (Number-Avg)	8-297	2-91
Fumbles-Lost	0-0	0-0
Penalties-Yards	10-56	7-55
Possession Time	26:27	33:33
Third-Down Conversions	2 of 12	7 of 13
Fourth-Down Conversions	1 of 1	1 of 2
Red-Zone Scores-Chances	1-1	7-7
Sacks By: Number-Yards	1-4	2-8

**RUSHING:** ULM-Curry, Taven 6-30; Hardy, Ahmad 10-30; Smith, Ozarrio 5-4; Herring, Hunter 1-3; Galloway, Bennett 1-(-2); Booty, General 2(-8). Texas-Blue, Jaydon 25-124-3; Page, Colin 10-60; Gibson, Jerrick 9-32-1; Watkins, Reid 4-15; Niblett, Ryan 3-12-1; Manning, Arch 1-(-4).

**PASSING:** ULM-Booty, General 8-19-42-0; Armenta, Aidan 3-6-12-0. Texas-Manning, Arch 15-29-258-2

**RECEIVING:** ULM-Nixon, Julian 1-23; Wells, Davon 5-19; Sullivan, Jr., Nate 2-9; Hardy, Ahmad 1-7; Cole, Artis 1-3; Booty, General 1-(-7). Texas-Bond, Isaiah 2-75; Golden, Matthew 1-46; Wingo, Ryan 2-42-1; Bolden, Silas 3-37; Cook II, Johntay 1-15; Niblett, Ryan 1-11; Gibson, Jerrick 1-8; Helm, Gunner 1-8; Davis, Juan 1-7; Moore, Jr., DeAndre 1-6; Blue, Jaydon 1-3-1.

**INTERCEPTIONS:** Colorado State-Fauntroy, Carl 1-4; Williams, Jr., Wydett 1-3. Texas-Hill, Jr., Anthony 1-32; Cole, Jay/Vion 1-11.

**FUMBLES:** Colorado State-None. Texas-None.



# 2024 STATISTICS | OVERVIEW

## 2024 SCHEDULE & RESULT

RECORD: 4-0 (0-0 SEC)  
HOME: 3-0 ROAD: 1-0 NEUTRAL: 0-0

DATE	UT RANK	OPPONENT	W/L	SCORE	ATT
Aug. 31	4-4	COLORADO STATE	W	52-0	99,171
Sept. 7	3-3	at 10/10 Michigan	W	31-12	111,170
Sept. 14	2-3	UTSA	W	56-7	101,892
Sept. 21	1-2	ULM	W	51-3	102,850

## SCORE BY QUARTER

	1st	2nd	3rd	4th	OT	TOTAL
TEXAS	49	62	44	35	0	190
OPPONENTS	0	13	3	6	0	22

## ATTENDANCE

Total	4 games	415,083 (103,770 avg)
Home	3 games	303,913 (101,304 avg)
Road	1 game	111,170 (111,170 avg)
Neutral	-	-

## TEAM TOTALS

	TEXAS	OPPONENTS
Scoring	190	22
Points per game	47.5	5.5
Points Off Turnovers	31	0
First Downs	95	45
Rushing	41	15
Passing	50	27
Penalty	4	3
Rushing Yardage	759	383
Yards gained rushing	828	450
Yards lost rushing	69	67
Rushing attempts	160	119
Average per rush	4.7	3.2
Average per game	189.8	95.8
TDs Rushing	10	1
Passing Yardage	1286	464
Comp-Att-Int	89-130-4	67-112-7
Average per pass	9.9	4.1
Average per catch	14.4	6.9
Average per game	321.5	116.0
TDs Passing	15	1
Total offense	2045	847
Total plays	290	231
Average per play	7.1	3.7
Average per game	511.3	211.8
Kick returns: #-Yards	6-139	4-69
Punt returns: #-Yards	9-44	3-18
Int returns: #-Yards	7-106	4-18
Kick return average	23.2	17.3
Punt return average	4.9	6.0
Int return average	15.1	4.5
Fumbles-Lost	3-1	1-1
Penalties-Yards	24-184	20-143
Average per game	46.0	35.8
Punts-Yards	10-431	25-933
Average per punt	43.1	37.3
Net punt average	41.3	38.5
Kickoffs-Yards	32-2022	9-569
Average per kick	63.2	63.2

Net kick average	39.4	39.4
Time of possession / game	31:09	28:51
3rd-down conversion	26/50	12/55
3rd-down pct	52%	22%
4th-down conversion	4/7	5/10
4th-down pct	57%	50%
Sacks by-Yards	7-38	3-20
Misc Yards	0	0
Touchdowns scored	26	2
Field goals - attempts	2-3	3-6
On-Side kicks	0-0	0-1
Red-zone scores	(22-23) 96%	(2-4) 50%
Red-zone touchdowns	(21-23) 91%	(0-4) 0%
PAT-attempts	(26-26) 100%	(1-1) 100%
2-point conversion-attempts	(0-0) 0%	(0-1) 0%
Attendance	303913	111170
Games / Avg per game	3/101304	1/111170
Neutral site games	-	0/0

## INTERCEPTIONS

NAME	NO	YDS	AVG	TD	LONG
Jahdae Barron	1	30	30.0	0	30
Andrew Mukuba	1	3	3.0	0	3
Ethan Burke	1	30	30.0	1	30
Jay'Vion Cole	1	11	11.0	0	11
Anthony Hill, Jr.	1	32	32.0	0	32
Derek Williams, Jr.	1	0	0.0	0	0
Wardell Mack	1	0	0.0	0	0
<b>Total</b>	<b>7</b>	<b>106</b>	<b>15.1</b>	<b>1</b>	<b>32</b>
<b>Opponents</b>	<b>4</b>	<b>18</b>	<b>4.5</b>	<b>0</b>	<b>11</b>

## FUMBLE RETURNS

NAME	NO	YDS	AVG	TD	LONG
Jahdae Barron	1	2	2.0	0	2
<b>Total</b>	<b>1</b>	<b>2</b>	<b>2.0</b>	<b>0</b>	<b>2</b>
<b>Opponents</b>	<b>0</b>	<b>0</b>	<b>0.0</b>	<b>0</b>	<b>0</b>

## PUNT RETURNS

NAME	NO	YDS	AVG	TD	LONG
Silas Bolden	9	44	4.9	0	35
<b>Total</b>	<b>9</b>	<b>44</b>	<b>4.9</b>	<b>0</b>	<b>35</b>
<b>Opponents</b>	<b>3</b>	<b>18</b>	<b>6.0</b>	<b>0</b>	<b>8</b>

## KICK RETURNS

NAME	NO	YDS	AVG	TD	LONG
Matthew Golden	6	139	23.2	0	31
<b>Total</b>	<b>6</b>	<b>139</b>	<b>23.2</b>	<b>0</b>	<b>31</b>
<b>Opponents</b>	<b>4</b>	<b>69</b>	<b>17.3</b>	<b>0</b>	<b>19</b>

## PUNTING

NAME	NO	YDS	AVG	LONG	TB	FC	I20	50+	BLK
Michael Kern	10	431	43.1	52	0	4	4	2	0
<b>Total</b>	<b>10</b>	<b>431</b>	<b>43.1</b>	<b>52</b>	<b>0</b>	<b>4</b>	<b>4</b>	<b>2</b>	<b>0</b>
<b>Opponents</b>	<b>25</b>	<b>933</b>	<b>37.3</b>	<b>53</b>	<b>0</b>	<b>5</b>	<b>5</b>	<b>2</b>	<b>0</b>

## KICKOFFS

NAME	NO	YDS	AVG	TB	OB	RETN	NET	YDLN
Will Stone	32	2022	63.2	18	0	4	39.4	25
<b>Total</b>	<b>32</b>	<b>2022</b>	<b>63.2</b>	<b>18</b>	<b>0</b>	<b>4</b>	<b>39.4</b>	<b>25</b>
<b>Opponents</b>	<b>9</b>	<b>596</b>	<b>63.2</b>	<b>3</b>	<b>0</b>	<b>6</b>	<b>39.4</b>	<b>25</b>

# 2024 STATISTICS | INDIVIDUAL

## ALL-PURPOSE

NAME	G	RUSH	REC	PUNT		IR	TOTAL	YPG
				RET	KO			
Isaiah Bond	4	25	290	0	0	0	315	78.8
Matthew Golden	4	0	171	0	139	0	310	77.5
Ryan Wingo	4	55	239	0	0	0	294	73.5
Jaydon Blue	3	203	77	0	0	0	280	93.3
Jerrick Gibson	4	210	17	0	0	0	227	56.8
Gunnar Helm	4	0	197	0	0	0	197	49.3
Quintrevion Wisner	3	72	46	0	0	0	118	39.3
Silas Bolden	4	-8	71	44	0	0	107	26.8
Johntay Cook II	4	0	106	0	0	0	106	26.5
Colin Page	3	92	0	0	0	0	92	30.7
Arch Manning	3	49	0	0	0	0	49	16.3
Ryan Niblett	3	18	24	0	0	0	42	14.0
Anthony Hill, Jr.	4	0	0	0	0	32	32	8.0
Jahdae Barron	4	0	0	0	0	30	30	7.5
Ethan Burke	4	0	0	0	0	30	30	7.5
Velton Gardner	2	26	0	0	0	0	26	13.0
DeAndre Moore, Jr.	4	0	23	0	0	0	23	5.8
Juan Davis	4	0	18	0	0	0	18	4.5
Reid Watkins	1	15	0	0	0	0	15	15.0
Jay Vion Cole	3	0	0	0	0	11	11	3.7
Amari Niblack	4	0	7	0	0	0	7	1.8
Andrew Mukuba	4	0	0	0	0	3	3	0.8
Trey Owens	2	3	0	0	0	0	3	1.5
Quinn Ewers	3	1	0	0	0	0	1	0.3
Team	4	-2	0	0	0	0	-2	-0.5
<b>Total</b>	<b>4</b>	<b>759</b>	<b>1286</b>	<b>44</b>	<b>139</b>	<b>106</b>	<b>2334</b>	<b>583.5</b>
<b>Opponents</b>	<b>4</b>	<b>383</b>	<b>464</b>	<b>18</b>	<b>69</b>	<b>18</b>	<b>952</b>	<b>238.0</b>

## TOTAL OFFENSE

NAME	G	PLAYS	RUSH	PASS	YDS	YPG
Quinn Ewers	3	85	1	691	692	230.7
Arch Manning	3	54	49	576	625	208.3
Jerrick Gibson	4	42	210	0	210	52.5
Jaydon Blue	3	45	203	0	203	67.7
Colin Page	3	16	92	0	92	30.7
Quintrevion Wisner	3	19	72	0	72	24.0
Ryan Wingo	4	1	55	0	55	13.8
Velton Gardner	2	8	26	0	26	13.0
Isaiah Bond	4	1	25	0	25	6.3
Trey Owens	2	5	3	19	22	11.0
Ryan Niblett	3	7	18	0	18	6.0
Reid Watkins	1	4	15	0	15	15.0
Silas Bolden	4	1	-8	0	-8	-2.0
Team	4	0	-2	0	-2	-0.5
<b>Total</b>	<b>4</b>	<b>290</b>	<b>759</b>	<b>1286</b>	<b>2045</b>	<b>511.3</b>
<b>Opponents</b>	<b>4</b>	<b>231</b>	<b>383</b>	<b>464</b>	<b>847</b>	<b>211.8</b>

## PASSING

NAME	G	EFF	C-A-I	PCT	YDS	TD	LONG	YPG
Quinn Ewers	3	175.2	58-79-2	73.4	691	8	49	230.3
Arch Manning	3	205.3	29-47-2	61.7	576	7	75	192.0
Trey Owens	2	89.9	2-4-0	50.0	19	0	16	9.5
<b>Total</b>	<b>4</b>	<b>183.5</b>	<b>89-130-4</b>	<b>68.5</b>	<b>1286</b>	<b>15</b>	<b>75</b>	<b>321.5</b>
<b>Opponents</b>	<b>4</b>	<b>85.1</b>	<b>67-112-7</b>	<b>59.8</b>	<b>464</b>	<b>1</b>	<b>31</b>	<b>116.0</b>

## RUSHING

NAME	G	ATT	GAIN	LOST	NET	AVG	TD	LONG	AVG/G
Jerrick Gibson	4	42	215	5	210	5.0	3	22	52.5
Jaydon Blue	3	45	214	11	203	4.5	3	20	67.7
Colin Page	3	16	92	0	92	5.8	0	23	30.7
Quintrevion Wisner	3	19	72	0	72	3.8	1	9	24.0
Ryan Wingo	4	1	55	0	55	55.0	0	55	13.8
Arch Manning	3	7	68	19	49	7.0	2	67	16.3
Velton Gardner	2	8	30	4	26	3.3	0	10	13.0
Isaiah Bond	4	1	25	0	25	25.0	0	25	6.3
Ryan Niblett	3	7	24	6	18	2.6	1	7	6.0
Reid Watkins	1	4	15	0	15	3.8	0	6	15.0
Trey Owens	2	1	3	0	3	3.0	0	3	1.5
Quinn Ewers	3	6	15	14	1	0.2	0	8	0.3
Silas Bolden	4	1	0	8	-8	-8.0	0	0	-2.0
Team	4	2	0	2	-2	-1.0	0	0	-0.5
<b>Total</b>	<b>4</b>	<b>160</b>	<b>828</b>	<b>69</b>	<b>759</b>	<b>4.7</b>	<b>10</b>	<b>67</b>	<b>189.8</b>
<b>Opponents</b>	<b>4</b>	<b>119</b>	<b>450</b>	<b>67</b>	<b>383</b>	<b>3.2</b>	<b>1</b>	<b>53</b>	<b>95.8</b>

## RECEIVING

NAME	G	NO	YDS	AVG	TD	LONG	AVG/G
Isaiah Bond	4	15	290	19.3	3	56	72.5
Matthew Golden	4	13	171	13.2	3	46	42.8
Gunnar Helm	4	11	197	17.9	1	49	49.3
Jaydon Blue	3	10	77	7.7	2	23	25.7
Ryan Wingo	4	9	239	26.6	2	75	59.8
Silas Bolden	4	8	71	8.9	1	16	17.8
Johntay Cook II	4	7	106	15.1	2	40	26.5
DeAndre Moore, Jr.	4	4	23	5.8	1	19	5.8
Quintrevion Wisner	3	4	46	11.5	0	18	15.3
Ryan Niblett	3	3	24	8.0	0	15	8.0
Juan Davis	4	2	18	9.0	0	11	4.5
Jerrick Gibson	4	2	17	8.5	0	9	4.3
Amari Niblack	4	1	7	7.0	0	7	1.8
<b>Total</b>	<b>4</b>	<b>89</b>	<b>1286</b>	<b>14.4</b>	<b>15</b>	<b>75</b>	<b>321.5</b>
<b>Opponents</b>	<b>4</b>	<b>67</b>	<b>464</b>	<b>6.9</b>	<b>1</b>	<b>31</b>	<b>116.0</b>
Silas Bolden	3	5	34	6.8	1	16	11.3
Quintrevion Wisner	3	4	46	11.5	0	18	15.3
DeAndre Moore, Jr.	3	3	17	5.7	1	19	5.7
Ryan Niblett	2	2	13	6.5	0	15	6.5
Juan Davis	3	1	11	11.0	0	11	3.7
Amari Niblack	3	1	7	7.0	0	7	2.3
Jerrick Gibson	3	1	9	9.0	0	9	3.0
<b>Total</b>	<b>3</b>	<b>74</b>	<b>1028</b>	<b>13.9</b>	<b>13</b>	<b>75</b>	<b>342.7</b>
<b>Opponents</b>	<b>3</b>	<b>56</b>	<b>410</b>	<b>7.3</b>	<b>1</b>	<b>31</b>	<b>136.7</b>

# 2024 STATISTICS | QUARTERBACK DRIVE CHART

## QUARTERBACK DRIVE CHART

	STARTED	TDs	FGs	MFG	PUNT	DRIVES DOWNS	TO	SAFETY	CLOCK	DRIVES ENDED BY SCORED	POINTS DRIVE	PTS/QB EFFIC.
<b>COLORADO STATE</b>												
Quinn Ewers	8	5	1	0	1	0	1	0	0	6	4.7	75.0%
Arch Manning	2	2	0	0	0	1	0	0	1	2	7.0	100.0%
<b>at Michigan</b>												
Quinn Ewers	10	4	1	1	3	0	0	0	1	3	2.7	30.0%
<b>UTSA</b>												
Quinn Ewers	4	3	0	0	0	0	1	0	0	3	7.0	75.0%
Arch Manning	8	4	0	0	3	0	1	0	0	4	7.0	50.0%
Trey Owens	2	0	0	0	1	1	0	0	0	0	0.0	0.0%
<b>ULM</b>												
Arch Manning	10	6	0	0	2	0	2	0	0	6	3.6	60.0%
Trey Owens	2	1	0	0	0	0	0	0	0	1	3.0	50.0%
Cole Lourd	0	0	0	0	0	1	0	0	0	0	0.0	0.0%
Joe Tatum	1	0	0	0	0	0	0	0	1	0	0.0	0.0%
<b>PLAYER TOTALS</b>												
Quinn Ewers	22	13	2	1	4	0	2	0	1	15	3.8	68.1%
Arch Manning	20	12	0	0	5	0	3	0	0	12	3.6	60.0%
Trey Owens	4	1	0	0	1	1	0	0	0	1	1.5	25.0%
Cole Lourd	0	0	0	0	0	1	0	0	0	0	0.0	0.0%
Joe Tatum	1	0	0	0	0	0	0	0	1	0	0.0	0.0%
<b>TEXAS</b>												
<b>OPPONENTS</b>	47	26	2	1	10	2	5	0	2	28	3.4	59.5%
<b>OPPONENTS</b>	52	2	3	3	24	5	9	1	3	5	0.4	0.09%
<b>CAREER TOTALS</b>												
Quinn Ewers	250	92	40	9	64	14	23	1	7	132	2.6	52.8%
Arch Manning	22	13	0	0	5	2	3	0	1	13	3.5	59.1%
Trey Owens	4	1	0	0	1	1	0	0	0	1	1.5	25.0%
Cole Lourd	0	0	0	0	0	1	0	0	0	0	0.0	0.0%
Joe Tatum	1	0	0	0	0	0	0	0	1	0	0.0	0.0%

KEY: FG - denotes successful field goal | MFG - denotes missed field goal | QB EFFIC is the percentage of drives that generated points |  
Team - Team running out clock at the end of half | \*Both quarterbacks participated in the drive



# 2024 STATISTICS | SCORING PLAYS

## 2024 SCORING DRIVES/NON-OFFENSIVE SCORES (29)

TIME	PLAYS-YARDS	RESULT	SCORING PLAY	OPPONENT
0:00	-	SAF	Liona Lefau 0 yd safety	ULM
0:00	-	TD	Ethan Burke 30 yd interception	UTSA
0:11	1-75	TD	Ryan Wingo 75 yd pass from Arch Manning	UTSA
0:32	2-75	TD	Arch Manning 67 yd run	UTSA
0:46	5-33	TD	Matthew Golden 11 yd pass from Quinn Ewers	Colorado State
0:49	6-42	TD	Matthew Golden 5 yd pass from Quinn Ewers	Michigan
0:58	4-13	TD	Jaydon Blue 13 yd pass from Arch Manning	ULM
1:20	4-72	TD	DeAndre Moore, Jr., 19 yd pass from Arch Manning	UTSA
1:37	5-43	TD	Isaiah Bond 7 yd pass from Quinn Ewers	Colorado State
1:41	4-49	TD	Silas Bolden 5 yd pass from Arch Manning	Colorado State
1:43	4-64	TD	Quintrevion Wisner 3 yd rush	Colorado State
1:45	4-4	FG	Bert Auburn 45 yd field goal	Colorado State
1:47	5-75	TD	Isaiah Bond 51 yd pass from Arch Manning	UTSA
2:01	5-66	TD	Johntay Cook II 12 yd pass from Arch Manning	UTSA
2:06	6-73	TD	Ryan Wingo 17 yd pass from Arch Manning	ULM
2:20	6-66	TD	Jerrick Gibson 2 yd run	ULM
2:49	6-75	TD	Jaydon Blue 7 yd pass from Quinn Ewers	Michigan
2:49	7-77	TD	Jaydon Blue 1 yd run	ULM
2:50	7-70	TD	Matthew Golden 1 yd pass from Quinn Ewers	Colorado State
3:06	6-56	TD	Gunnar Helm 21 yd pass from Quinn Ewers	Michigan
3:21	9-63	TD	Jaydon Blue 1 yd run	ULM
3:35	8-80	TD	Jerrick Gibson 5 yd run	Colorado State
3:52	8-84	TD	Isaiah Bond 7 yd pass from Quinn Ewers	UTSA
4:10	10-29	FG	Bert Auburn 26 yd field goal	Michigan
4:35	10-57	TD	Ryan Niblett 1 yd run	ULM
4:41	11-55	TD	Arch Manning 1 yd run	Colorado State
4:53	12-76	TD	Jerrick Gibson 7 yd run	Michigan
5:11	12-87	TD	Jaydon Blue 2 yd run	ULM
6:07	12-69	TD	Johntay Cook II 19 yd pass from Quinn Ewers	UTSA

# 2024 STATISTICS | BIG PLAYS

## 20-YARD PLAYS (26)

YDS	TYPE	NAME	OPPONENT
75*	Pass	Ryan Wingo from Arch Manning	UTSA
67*	Run	Arch Manning	UTSA
56	Pass	Isaiah Bond from Arch Manning	ULM
55	Run	Ryan Wingo	Michigan
51*	Pass	Isaiah Bond from Arch Manning	UTSA
49	Pass	Gunnar Helm from Quinn Ewers	UTSA
46	Pass	Matthew Golden form Arch Manning	ULM
40	Pass	Johntay Cook II from Arch Manning	Colorado State
38	Pass	Matthew Golden from Quinn Ewers	Colorado State
37	Pass	Gunnar Helm from Quinn Ewers	Colorado State
36	Pass	Ryan Wingo from Arch Manning	UTSA
33	Pass	Isaiah Bond from Quinn Ewers	Michigan
30	Pass	Ryan Wingo from Arch Manning	Colorado State
25	Pass	Ryan Wingo from Arch Manning	ULM
25	Rush	Isaiah Bond	Colorado State
23	Pass	Isaiah Bond from Quinn Ewers	Colorado State
23	Pass	Jaydon Blue from Quinn Ewers	Michigan
23	Run	Colin Page	UTSA
22	Run	Jerrick Gibson	Colorado State
22	Pass	Gunnar Helm from Quinn Ewers	Michigan
22	Pass	Gunnar Helm from Quinn Ewers	Michigan
21*	Pass	Gunnar Helm from Quinn Ewers	Michigan
20	Pass	Matthew Golden from Quinn Ewers	Michigan
20	Pass	Matthew Golden from Arch Manning	UTSA
20	Run	Jaydon Blue	ULM
20	Run	Colin Page	ULM

## 20-YARD PLAYS (BY PLAYER)

NAME	TD	RUSH	REC	TOTAL
Helm, Gunnar	1	0	5	5
Bond, Isaiah	1	1	4	5
Wingo, Ryan	1	1	4	5
Golden, Matthew	0	0	4	4
Blue, Jaydon	0	1	1	2
Page, Colin	0	2	0	2
Cook II, Johntay	0	0	1	1
Gibson, Jerrick	0	1	0	1
Manning, Arch	1	1	0	1
<b>TOTAL</b>	<b>4</b>	<b>5</b>	<b>16</b>	<b>26</b>

## 20-YARD PLAYS SUMMARY

OPPONENT	NO (TDs)
Colorado State	7 (0)
Pass	5 (0)
Rush	2 (0)
at Michigan	7 (1)
Pass	6 (1)
Rush	1 (0)
UTSA	7 (3)
Pass	5 (2)
Rush	2 (1)
ULM	5 (0)
Pass	3 (0)
Rush	2 (0)

# 2024 STATISTICS | SUPERLATIVES

## INDIVIDUAL SINGLE-GAME SUPERLATIVES

CATEGORY	NO.	INDIVIDUAL
Rushes	25	Jaydon Blue vs. ULM (9/21/2024)
Yards Rushing	124	Jaydon Blue vs. ULM (9/21/2024)
TD Rushes	3	Jaydon Blue vs. ULM (9/21/2024)
Long Rush	67	Arch Manning vs. UTSA (9/14/2024)
Pass Attempts	36	Quinn Ewers at Michigan (9/7/2024)
Pass Completions	24	Quinn Ewers at Michigan (9/7/2024)
Yards Passing	260	Quinn Ewers vs. Colorado State (8/31/2024)
TD Passes	4	Arch Manning vs. UTSA (9/14/2024)
Long Pass	75	Arch Manning vs. UTSA (9/14/2024)
Receptions	7	Gunner Helm at Michigan (9/7/2024)
Yards Receiving	127	Ryan Wingo vs. UTSA (9/14/2024)
TD Receptions	2	Isaiah Bond vs. UTSA (9/14/2024)
	2	Johtay Cook II vs. UTSA (9/14/2024)
Long Reception	75	Ryan Wingo vs. UTSA (9/14/2024)
Field Goals	1	Bert Auburn at Michigan (9/7/2024)
	1	Bert Auburn vs. Colorado State (8/31/2024)
Long Field Goals	45	Bert Auburn vs. Colorado State (8/31/2024)
Punts	4	Michael Kern vs. UTSA (9/14/2024)
Punting Avg.	45.8	Michael Kern vs. UTSA (9/14/2024)
Long Punt	52	Michael Kern vs. UTSA (9/14/2024)
Punts Inside 20	2	Mihcael Kern vs. ULM (9/21/2024)
Long Punt Return	35	Silas Bolden vs. Colorado State (8/31/2024)
Long Kickoff Return	31	Matthew Golden vs. ULM (9/21/2024)
Tackles	11	Anthony Hill, Jr. vs. UTSA (9/14/2024)
Sacks	1	Anthony Hill, Jr. vs. ULM (9/21/2024)
	1	Liona Lefau vs. ULM (9/21/2024)
	1	Liona Lefau vs. UTSA (9/14/2024)
	1	Colton Vasek vs. UTSA (9/14/2024)
	1	Colin Simmons vs. UTSA (9/14/2024)
Tackles For Loss	2	Colin Simmons at Michigan (9/7/2024)
	2	Liona Lefau vs. ULM (9/21/2024)
Interceptions	1	Colin Simmons vs. UTSA (9/14/2024)
	1	Anthony Hill, Jr. vs. ULM (9/21/2024)
	1	Jay'Vion Cole vs. ULM (9/21/2024)
	1	Ethan Burke vs. UTSA (9/14/2024)
	1	Andrew Mukuba at Michigan (9/7/2024)
	1	Derek Williams, Jr. at Michigan (9/7/2024)
	1	Jahdae Barron vs. Colorado State (8/31/2024)
	1	Wardell Mack vs. Colorado State (8/31/2024)

## TEAM SINGLE-GAME SUPERLATIVES

CATEGORY	NO.	TEAM
Rushes	52	ULM (9/21/2024)
Yards Rushing	239	ULM (9/21/2024)
Yards Per Rush	5.3	UTSA (9/14/2024)
TD Rushes	5	ULM (9/21/2024)
Pass Attempts	36	at Michigan (9/7/2024)
Pass Completions	25	UTSA (9/14/2024)
	25	Colorado State (8/31/2024)
Yards Passing	427	UTSA (9/14/2024)
Yards Per Pass	13.3	UTSA (9/14/2024)
TD Passes	6	UTSA (9/14/2024)
Total Plays	81	ULM (9/21/2024)
Total Offense	614	UTSA (9/14/2024)
Yards Per Play	9.2	UTSA (9/14/2024)
Points	56	UTSA (9/14/2024)
Sacks By	4	UTSA (9/14/2024)
First Downs	26	ULM (9/21/2024)
	26	Colorado State (8/31/2024)
Penalties	7	ULM (9/21/2024)
	7	UTSA (9/14/2024)
	7	at Michigan (9/7/2024)
Penalty Yards	59	UTSA (9/14/2024)
Turnovers	2	ULM (9/21/2024)
	2	UTSA (9/14/2024)
Punts	4	UTSA (9/14/2024)
Punting Avg.	45.8	UTSA (9/14/2024)
Long Punt	52	UTSA (9/14/2024)
Punts Inside 20	2	ULM (9/21/24)
Long Punt Return	35	Colorado State (8/31/2024)

## OPPONENT SINGLE-GAME SUPERLATIVES

CATEGORY	NO.	INDIVIDUAL
Rushes	25	Justin Marshall vs. Colorado State (8/31/2024)
Yards Rushing	106	Justin Marshall vs. Colorado State (8/31/2024)
TD Rushes	1	Robert Henry vs. UTSA (9/14/2024)
Long Rush	53	Robert Henry vs. UTSA (9/14/2024)
Pass Attempts	33	Davis Warren at Michigan (9/7/2024)
Pass Completions	22	Davis Warren at Michigan (9/7/2024)
Yards Passing	204	Davis Warren at Michigan (9/7/2024)
TD Passes	1	Davis Warren at Michigan (9/7/2024)
Long Pass	31	Davis Warren at Michigan (9/7/2024)
Receptions	8	Colston Loveland at Michigan (9/7/2024)
Yards Receiving	70	Colston Loveland at Michigan (9/7/2024)
TD Receptions	1	Semaj Morgan at Michigan (9/7/2024)
Long Reception	31	Semaj Morgan at Michigan (9/7/2024)
Field Goals	2	Dominic Zvada at Michigan (9/7/2024)
Long Field Goals	52	Dominic Zvada at Michigan (9/7/2024)
Punts	8	Makenzie Ryan vs. ULM (9/21/2024)
	8	Caile Hogan vs. UTSA (9/14/2024)
Punting Avg.	39.9	Paddy Turner vs. Colorado State (8/31/2024)
Long Punt	53	Paddy Turner vs. Colorado State (8/31/2024)
Punts Inside 20	3	Caile Hogan vs. UTSA (9/14/2024)
Long Punt Return	8	Semaj Morgan at Michigan (9/7/2024)
Long Kickoff Return	19	Jordan Marshall at Michigan (9/7/2024)
Tackles	10	Wydet Williams, Jr. vs. ULM (9/21/2024)
	10	Henry Blackburn vs. Colorado State (8/31/2024)
Sacks	1	Donyai Taylor vs. UTSA (9/14/2024)
	1	Gabe Kirschke vs. Colorado State (8/31/2024)
Tackles For Loss	2	Earl Barquet, Jr. vs. ULM (9/21/2024)
Interceptions	1	Carl Fautroy vs. ULM (9/21/2024)
	1	Wydet Williams, Jr. vs. ULM (9/21/2024)
	1	Owen Pewee vs. UTSA (9/14/2024)
	1	Chase Wilson vs. Colorado State (8/31/2024)

## OPPONENT TEAM SINGLE-GAME SUPERLATIVES

CATEGORY	NO.	TEAM
Rushes	39	UTSA (9/14/2024)
Yards Rushing	128	UTSA (9/14/2024)
Yards Per Rush	3.7	Colorado State (8/31/2024)
TD Rushes	1	UTSA (9/14/2024)
Pass Attempts	33	at Michigan (9/7/2024)
Pass Completions	22	at Michigan (9/7/2024)
Yards Passing	204	at Michigan (9/7/2024)
Yards Per Pass	6.2	at Michigan (9/7/2024)
TD Passes	1	at Michigan (9/7/2024)
Total Plays	69	UTSA (9/14/2024)
Total Offense	284	at Michigan (9/7/2024)
Yards Per Play	5.1	at Michigan (9/7/2024)
Points	12	at Michigan (9/7/2024)
Sacks By	1	ULM (9/21/2024)
	1	UTSA (9/14/2024)
	1	Colorado State (8/31/2024)
First Downs	14	UTSA (9/14/2024)
Penalties	10	ULM (9/21/2024)
Penalty Yards	56	ULM (9/21/2024)
Turnovers	3	at Michigan (9/7/2024)
Punts	8	ULM (9/21/2024)
	8	UTSA (9/14/2024)
Punting Avg.	39.9	Colorado State (8/31/2024)
Long Punt	53	Colorado State (8/31/2024)
Punts Inside 20	3	UTSA (9/14/2024)
Long Punt Return	8	at Michigan (9/7/2024)
Long Punt Return	8	at Michigan (9/7/2024)

# 2024 STATISTICS | MISCELLANEOUS

## SCORING

SCORING	TD	FGS	KICK	PAT RUSH	PAT RCV	PAT PASS	PAT DXP	SAF	POINTS
Bert Auburn	-	2-3	26-26	-	-	-	-	-	32
Jaydon Blue	5	-	-	-	-	-	-	-	30
Matthew Golden	3	-	-	-	-	-	-	-	18
Isaiah Bond	3	-	-	-	-	-	-	-	18
Jerrick Gibson	3	-	-	-	-	-	-	-	18
Johntay Cook II	2	-	-	-	-	-	-	-	12
Arch Manning	2	-	-	-	-	-	-	-	12
Ryan Wingo	2	-	-	-	-	-	-	-	12
Silas Bolden	1	-	-	-	-	-	-	-	6
Gunnar Helm	1	-	-	-	-	-	-	-	6
Ethan Burke	1	-	-	-	-	-	-	-	6
DeAndre Moore, Jr.	1	-	-	-	-	-	-	-	6
Ryan Niblett	1	-	-	-	-	-	-	-	6
Quintrevion Wisner	1	-	-	-	-	-	-	-	6
Liona Lefau	-	-	-	-	-	-	-	1	2
<b>Total</b>	<b>26</b>	<b>2-3</b>	<b>26-26</b>	<b>0</b>	<b>0</b>	<b>0</b>	<b>0</b>	<b>1</b>	<b>190</b>
<b>Opponents</b>	<b>2</b>	<b>3-6</b>	<b>1-1</b>	<b>0</b>	<b>0</b>	<b>0</b>	<b>0</b>	<b>0</b>	<b>22</b>

## FIELD GOAL ACCURACY

NAME	TOTAL	PCT	0-19	20-29	30-39	40-49	50+	LONG	BLK
Bert Auburn	2-3	66.7	0-0	1-1	0-0	1-2	0-0	45	0
<b>Opponents</b>	<b>3-6</b>	<b>50.0</b>	<b>0</b>	<b>0</b>	<b>2-3</b>	<b>0-1</b>	<b>1-2</b>	<b>52</b>	<b>1</b>

FG SEQUENCE	TEXAS	OPPONENTS
at Michigan	43, (26)	(37), (52)
Colorado State	(45)	-
UTSA	-	39, 54
ULM	-	(35), 45

Numbers in (parentheses) indicate field goal was made.

## TEXAS IN THE RED ZONE

Possessions	23
Total scores	22
Percentage	95.7%
Points Scored	150
Touchdowns (rush/pass)	21 (9/12)
Field goals	1
Missed field goals	0
On downs	0
Turnovers (fumble/interception)	1 (1/0)
Clock	0

## OPPONENTS IN THE RED ZONE

Possessions	4
Total scores	2
Percentage	50.0%
Points Scored	6
Touchdowns (rush/pass)	0 (0/0)
Field goals	2
Missed field goals	3
On downs	0
Turnovers (fumble/interception)	1 (0/1)
Clock	0

## TEXAS NON-OFFENSIVE TOUCHDOWNS

YDS	PLAY	PLAYER	OPPONENT
0	SAF	Liona Lefau	ULM
30	INT	Ethan Burke	UTSA

## POINTS OFF TURNOVERS

OPPONENT	UT TOs	OPP POINTS	OPP TOs	UT POINTS
Colorado State	1	0	2	7
at Michigan	0	0	3	10
UTSA	2	0	1	7
ULM	2	0	2	7
<b>TOTAL</b>	<b>5</b>	<b>0</b>	<b>8</b>	<b>314</b>



# 2024 STATISTICS | GAME CAPSULES

## GAME-BY-GAME CAPSULES

GAME	1ST DOWNS		RUSHING		PASSING		TOTAL PLAYS-YDS	3RD DOWN CONV.	TIME OF POSSESSION	
	R-PS-PN		ATT-YDS	TD	C-ATT-INT	YDS				TD
Colorado State .....	4-6-1		32-118.....	0	13-24-2.....	74.....	0	56-192	5-14	29:17
<b>Texas .....</b>	<b>10-16-0</b>		<b>41-190 .....</b>	<b>3</b>	<b>25-33-1.....</b>	<b>355.....</b>	<b>4</b>	<b>74-545</b>	<b>6-12</b>	<b>30:43</b>
<b>Texas .....</b>	<b>9-10-0</b>		<b>32-143 .....</b>	<b>1</b>	<b>24-36-0.....</b>	<b>246.....</b>	<b>3</b>	<b>68-389</b>	<b>10-16</b>	<b>31:20</b>
Michigan .....	4-9-0		23-80.....	0	22-33-2.....	204.....	1	56-284	3-12	28:40
UTSA.....	4-9-1		39-128.....	1	21-30-1.....	132.....	0	69-260	2-17	31:03
<b>Texas .....</b>	<b>9-14-1</b>		<b>35-187 .....</b>	<b>1</b>	<b>25-32-1.....</b>	<b>427.....</b>	<b>6</b>	<b>67-614</b>	<b>3-10</b>	<b>28:59</b>
ULM.....	3-3-1		25-57.....	0	11-25-2.....	54.....	0	50-111	2-12	26:27
<b>Texas .....</b>	<b>13-10-3</b>		<b>52-239 .....</b>	<b>5</b>	<b>15-29-2.....</b>	<b>258.....</b>	<b>2</b>	<b>81-497</b>	<b>7-13</b>	<b>33:33</b>

## 2024 CENTURY CLUB

### RUSHING [1]

YARDS	ATTEMPTS	NAME, OPPONENT
124.....	25.....	Jaydon Blue, ULM

### RECEIVING [2]

YARDS	RECEPTIONS	NAME, OPPONENT
127.....	3.....	Ryan Wingo, UTSA
103.....	5.....	Isaiah Bond, UTSA

# 2024 STATISTICS | DEFENSE

## DEFENSE

DEFENSIVE LEADERS	GP	SOLO	AST	TOTAL	TFL/YDS	SACKS/YDS	INT-YDS	BRUP	QBH	FR-YDS	FF	KICK	SAF
0.....Anthony Hill, Jr.....	4	11	14	25	3.5-10	2-7	1-32	-	1	-	-	-	-
33.....David Gbenda.....	4	12	8	20	2.5-5	-	-	-	-	-	-	-	-
16.....Michael Taaffe.....	4	5	12	17	1.5-7	-	-	1	1	-	-	-	-
3.....Jaylon Guilbeau.....	4	6	11	17	1-1	-	-	1	-	-	-	-	-
4.....Andrew Mukuba.....	4	10	4	14	1-4	-	1-3	2	-	-	-	-	-
18.....Liona Lefau.....	4	8	5	13	4-14	2-12	-	-	-	-	-	-	1
7.....Jahdae Barron.....	4	6	6	12	-	-	1-30	2	-	1-2	-	-	-
11.....Colin Simmons.....	4	7	4	11	3-10	2-9	-	-	4	-	-	-	-
37.....Morice Blackwell, Jr.....	4	4	6	10	-	-	-	-	-	-	-	-	-
45.....Vernon Broughton.....	4	5	2	7	-	-	-	1	1	-	-	-	-
95.....Alfred Collins.....	4	3	4	7	1-2	-	-	1	1	-	-	1	-
88.....Barryn Sorrell.....	4	2	5	7	2-8	-	-	-	5	-	-	-	-
8.....Trey Moore.....	4	4	3	7	-	-	-	-	-	-	-	-	-
2.....Derek Williams, Jr.....	3	4	3	7	-	-	1-0	-	-	-	-	-	-
91.....Ethan Burke.....	4	3	3	6	2-4	-	1-30	1	-	-	-	-	-
99.....Jermayne Lole.....	4	1	4	5	-	-	-	-	-	-	-	-	-
5.....Malik Muhammad.....	4	4	1	5	-	-	-	4	-	-	-	-	-
23.....Jordon Johnson-Rubell.....	3	4	1	5	-	-	-	-	-	-	-	-	-
26.....Ty'Anthony Smith.....	4	2	3	5	1-1	-	-	-	-	-	-	-	-
51.....Marshall Landwehr.....	4	3	1	4	-	-	-	-	-	-	-	-	-
1.....Justice Finkley.....	4	1	3	4	-	-	-	-	1	-	-	-	-
25.....Jelani McDonald.....	2	1	3	4	-	-	-	-	-	-	-	-	-
92.....Colton Vasek.....	4	2	2	4	1.5-11	1-10	-	-	1	-	-	-	-
98.....Tiaoalii Savea.....	3	2	1	3	1-1	-	-	-	-	-	-	-	-
24.....Warren Roberson.....	4	2	1	3	1-7	-	-	-	-	-	-	-	-
9.....Gavin Holmes.....	4	1	1	2	0.5-1	-	-	1	-	-	-	-	-
94.....Jaray Bledsoe.....	3	1	1	2	-	-	-	-	-	-	-	-	-
40.....Derion Gullette.....	2	2	-	2	-	-	-	-	-	-	-	-	-
6.....Kobe Black.....	4	1	1	2	-	-	-	-	-	-	-	-	-
11.....Silas Bolden.....	4	1	-	1	-	-	-	-	-	-	-	-	-
85.....Gunnar Helm.....	4	1	-	1	-	-	-	-	-	-	-	-	-
52.....DJ Campbell.....	4	1	-	1	-	-	-	-	-	-	-	-	-
38.....Graham Gillespie.....	3	1	-	1	-	-	-	-	-	-	-	-	-
15.....Will Stone.....	4	1	-	1	-	-	-	-	-	-	-	-	-
13.....Jay'Vion Cole.....	3	1	-	1	-	-	1-11	-	-	-	-	-	-
8.....Amarri Niblack.....	4	-	1	1	0.5-1	-	-	-	-	-	-	-	-
26.....Quintrevion Wisner.....	3	1	-	1	-	-	-	-	-	-	-	-	-
46.....Tausili Akana.....	2	-	1	1	-	-	-	-	-	-	-	-	-
90.....Sydir Mitchell.....	2	-	1	1	-	-	-	-	-	-	-	-	-
97.....Alex January.....	3	-	1	1	-	-	-	-	-	-	-	-	-
27.....Wardell Mack.....	3	-	1	1	-	-	1-0	-	-	-	-	-	-
15.....Bill Norton.....	4	-	-	-	-	-	-	-	1	-	-	-	-
.....Totals.....	4	124	118	242	27-87	7-38	7-106	14	16	1-2	0	1	1
.....Opponents.....	4	180	98	278	18-64	3-20	4-18	10	10	1-0	1	0	0

GP - games played • GS - games started • SOLO - unassisted tackles • AST - assisted tackles • TOTAL - total tackles • TFL - tackles for loss • INT - interceptions

## SPECIAL TEAMS TACKLES

NAME	TT (KO/PUNT)	NAME	TT (KO/PUNT)	NAME	TT (KO/PUNT)
Liona Lefau.....	2 (KO/PUNT)	.....	.....	.....	.....
Will Stone.....	2 (KO, KO)	.....	.....	.....	.....
Jelani McDonald.....	1 (KO)	.....	.....	.....	.....
Michael Taaffe.....	1 (PUNT)	.....	.....	.....	.....
Warren Roberson.....	1 (PUNT)	.....	.....	.....	.....
Anthony Hill, Jr.....	1 (PUNT)	.....	.....	.....	.....
Morice Blackwell, Jr.....	1 (PUNT)	.....	.....	.....	.....
.....	.....	.....	.....	.....	.....
.....	.....	.....	.....	.....	.....
.....	.....	.....	.....	.....	.....
.....	.....	.....	.....	.....	.....
.....	.....	.....	.....	.....	.....
.....	.....	.....	.....	.....	.....

# 2024 STATISTICS | DEFENSE

## GAME-BY-GAME TACKLES (INDIVIDUAL)

TOTAL TACKLES	UA-A	TOT	CSU	MICH	UTSA	ULM
Anthony Hill, Jr.	11-14	25	3-2	2-4	5-6	1-2
David Gbenda	12-8	20	2-2	3-4	4-1	3-1
Jaylon Guilbeau	6-11	17	2-6	2-3	2-1	0-1
Michael Taaffe	5-12	17	2-1	1-3	0-5	2-3
Andrew Mukuba	10-4	14	1-1	3-1	4-1	2-1
Liona Lefau	8-5	13	2-0	1-2	1-0	4-3
Jahdae Barron	6-6	12	0-1	2-2	3-2	1-1
Colin Simmons	7-4	11	2-0	1-0	4-2	0-2
Morice Blackwell, Jr.	4-6	10	1-1	1-3	2-1	0-1
Vernon Broughton	5-2	7	1-1	2-1	1-0	1-0
Derek Williams, Jr.	4-3	7	1-1	3-2	-	DNP
Trey Moore	4-3	7	1-0	1-2	1-1	1-0
Alfred Collins	3-4	7	1-0	1-0	1-1	0-3
Barryn Sorrell	2-5	7	0-1	0-1	1-2	1-1
Ethan Burke	3-3	6	-	-	1-2	2-1
Malik Muhammad	4-1	5	2-0	2-1	-	-
Jordon Johnson-Rubell	4-1	5	3-0	DNP	1-0	0-1
Ty'Anthony Smith	2-3	5	-	-	2-2	0-1
Jermayne Lole	1-4	5	0-1	1-1	-	0-2
Marshall Landwehr	3-1	4	2-1	-	1-0	-
Colton Vasek	2-2	4	0-2	-	2-0	-
Justice Finkley	1-3	4	0-1	0-1	0-1	1-0
Jelani McDonald	1-3	4	0-2	1-1	DNP	DNP
Warren Roberson	2-1	3	0-1	-	2-0	-
Tiaoalii Savea	2-1	3	-	DNP	2-0	0-1
Derion Gulette	2-0	2	1-0	DNP	1-0	DNP
Kobe Black	1-1	2	0-1	-	-	1-0
Gavin Holmes	1-1	2	1-1	-	-	-
Jaray Bledsoe	1-1	2	-	DNP	1-1	-
Silas Bolden	1-0	1	-	-	-	1-0
Jay'Vion Cole	1-0	1	-	DNP	-	1-0
Will Stone	1-0	1	-	1-0	-	-
Quintrevion Wisner	1-0	1	-	-	1-0	DNP
Graham Gillespie	1-0	1	1-0	DNP	-	-
DJ Campbell	1-0	1	1-0	-	-	-
Gunnar Helm	1-0	1	-	-	-	1-0
Amari Niblack	0-1	1	0-1	-	-	-
Wardell Mack	0-1	1	-	DNP	0-1	-
Tausili Akana	0-1	1	DNP	DNP	0-1	-
Sydir Mitchell	0-1	1	-	DNP	0-1	DNP
Alex January	0-1	1	-	DNP	-	0-1

## 2024 OFFICIATING CREWS

### 1 - COLORADO STATE

R: David Smith  
 U: Paul Myers  
 HL: Carl Gioia  
 LJ: Michael Taylor  
 FJ: Raymond Tate  
 SJ: Bryan Murphy  
 BJ: Paul Schardein

### 3 -UTSA

R: Wayne Winkler  
 U: Walt Hill  
 HL: Gary Jayroe  
 LJ: Chad Lorange  
 FJ: Phillip Davenport  
 SJ: Victor Sanchez  
 BJ: Dax Hill

### 2 -MICHIGAN

R: Ron Snodgrass  
 U: Brad Hudak  
 HL: Ric Hinkamper  
 LJ: Jeff Szink  
 FJ: Kyle DeBuse  
 SJ: Todd Ransom  
 BJ: Bob Stinson

### 4 - ULM

R: Kyle Olson  
 U: Brent Sowell  
 HL: Randall Kizer  
 LJ: Marc Bovos  
 FJ: Albert Bryant  
 SJ: Eduardo Balbis  
 BJ: Chris Bikowski

# 2024 STATISTICS | DEFENSE

## DEFENSIVE LEADERS

<b>SACKS</b>	<b>7.0-38</b>	<b>MULTI-TFL GAMES</b>	<b>4</b>	<b>FORCED FUMBLES</b>	<b>0</b>	<b>BLOCKED PUNTS</b>	<b>0</b>
Liona Lafau	2.0-12	Liona Lafau	1	-	-	-	-
Colin Simmons	2.0-9	Colin Simmons	1				
Anthony Hill, Jr.	2.0-7	Barryn Sorrell	1	<b>RECOVERED FUMBLES</b>	<b>1-2</b>	<b>BLOCKED FIELD GOALS/PAT</b>	<b>1</b>
Colton Vasek	1.0-10	Michael Taaffe	1	Jahdae Barron	1-2	Alfred Collins	1
						-	
<b>TACKLES FOR LOSS</b>	<b>27.0-87</b>	<b>MULTI-SACK GAMES</b>	<b>0</b>	<b>INTERCEPTIONS</b>	<b>7-76</b>		
Liona Lafau	4.0-14	-	-	Anthony Hill, Jr.	1-32		
Anthony Hill, Jr.	3.5-10			Jahdae Barron	1-30		
Colin Simmons	3.0-10			Jay'Vion Cole	1-11		
David Gbenda	2.5-5			Andrew Mukuba	1-3		
Barryn Sorrell	2.0-8			Wardell Mack	1-0		
Ethan Burke	2.0-4			Derek Williams, Jr.	1-0		
Colton Vasek	1.5-11						
Michael Taaffe	1.5-7			<b>PASS BREAKUPS</b>	<b>13</b>		
Warren Roberson	1.0-7			Malik Muhammad	4		
Andrew Mukuba	1.0-4			Jahdae Barron	2		
Alfred Collins	1.0-2			Ethan Burke	1		
Jaylon Guilbeau	1.0-1			Andrew Mukuba	1		
Tiaoa'lii Savea	1.0-1			Michael Taaffe	1		
Ty'Anthony Smith	1.0-1			Alfred Collins	1		
Gavin Holmes	0.5-1			Vernon Broughton	1		
Amari Niblack	0.5-1			Jaylon Guilbeau	1		
				Gavin Holmes	1		
<b>QB PRESSURES</b>	<b>16</b>						
Barryn Sorrell	5						
Colin Simmons	4						
Anthony Hill, Jr.	1						
Colton Vasek	1						
Michael Taaffe	1						
Alfred Collins	1						
Vernon Broughton	1						
Justice Finkley	1						
Bill Norton	1						

## GAME-BY-GAME DEFENSIVE STATISTICS (TEAM)

OPPONENT	SACKS	TFL	FF	FR	INT	PBU	P BLK	FG BLK	XP BLK	QBP
COLORADO STATE	0.0	5.0	0	0	2	4	0	0	0	2
at Michigan	1.0	3.0	0	1	2	5	0	0	0	5
UTSA	4.0	12.0	0	0	1	2	0	0	0	4
ULM	2.0	7.0	0	0	2	3	0	1	0	5



# 2023 STATISTICS | STARTERS

## 2024 STARTERS (GAME-BY-GAME)

OFFENSE	QB	RB	TE	WR	WR	WR/TE/RB	LT	LG	C	RG	RT
COLORADO STATE	Ewers	Blue	Helm	Moore, Jr.	Golden	Bond (WR)	Banks, Jr.	Conner	Majors	Campbell	Jones
at Michigan	Ewers	Blue	Helm	Bond	Golden	Wisner (RB)	Banks, Jr.	Conner	Majors	Campbell	Williams
UTSA	Ewers	Wisner	Helm	Bond	Golden	Davis (TE)	Banks, Jr.	Conner	Majors	Campbell	Williams
ULM	Manning	Blue	Helm	Moore, Jr.	Golden	Bond (WR)	Banks, Jr.	Conner	Majors	Campbell	Williams

DEFENSE	JACK	DT	NT	SLB/EDGE	MLB	WLB	STAR/DL/EDGE	CB	FS	BS	CB
COLORADO STATE	Broughton	Sorrell	Collins	Moore (EDGE)	Hill, Jr.	Gbenda	Barron (STAR)	Guileau	Mukuba	Taaffe	Muhammad
at Michigan	Broughton	Sorrell	Collins	Moore (EDGE)	Hill, Jr.	Gbenda	Lole (DL)	Williams, Jr.	Barron	Taaffe	Muhammad
UTSA	Broughton	Sorrell	Collins	Moore (EDGE)	Hill, Jr.	Gbenda	Barron (STAR)	Guilbeau	Mukuba	Taaffe	Muhammad
ULM	Broughton	Sorrell	Collins	Moore (EDGE)	Hill, Jr.	Gbenda	Lole (DL)	Barron	Mukuba	Taaffe	Muhammad

## CAREER PARTICIPATIONS/STARTS

Player	Career Games	Career Starts	Consec Games	Consec Starts	Player	Career Games	Career Starts	Consec Games	Consec Starts	Player	Career Games	Career Starts	Consec Games	Consec Starts
Malik Agbo, OL	20	0	18	0	Xavier Filsaime, DB	0	0	0	0	Trey Moore, EDGE	4	4	4	4
Tausili Akana, EDGE	3	0	2	0	Justice Finkley, EDGE	30	0	29	0	DeAndre Moore Jr., WR	14	2	11	1
Rett Andersen, WR	2	0	2	0	Michael Flanagan, LB	0	0	0	0	Malik Muhammad, DB	18	6	18	6
Bert Auburn, K	32	0	31	0	Velton Gardner, RB	2	0	2	0	Andrew Mukuba, DB	4	3	4	2
Brandon Baker, OL	3	0	3	0	Eric Garza, LB	0	0	0	0	Amari Niblack, TE	4	0	4	0
Kelvin Banks Jr., OL	31	31	31	31	David Gbenda, LB	51	15	19	4	Ryan Niblett, WR	6	0	3	0
Ridge Barker	0	0	0	0	Jerrick Gibson, RB	4	0	4	0	Bill Norton, DL	4	0	4	0
Spencer Barnett	0	0	0	0	Graham Gillespie, DB	3	0	3	0	Trey Owens, QB	2	0	2	0
Jahdae Barron, DB	45	27	38	11	Matthew Golden, WR	4	4	4	4	Colin Page, RB	4	0	3	0
CJ Baxter, RB	13	6	11	4	Trevor Goosby, OL	6	0	4	0	Remy Patson, WR	0	0	0	0
Reece Beauchamp, WR	0	0	0	0	Jaylon Guilbeau, DB	20	6	4	0	Hudson Powell, WR	0	0	0	0
Dorian Black, DL	0	0	0	0	Derion Gullette	2	0	2	0	Will Randle, TE	0	0	0	0
Kobe Black, DB	4	0	4	0	Tate Haver, DS	0	0	0	0	Ian Ratliff, P	0	0	0	0
Morice Blackwell Jr., LB	37	5	15	0	Gunnar Helm, TE	43	14	43	5	Christian Rizzi, DS	1	0	0	0
Jaray Bledsoe, DL	11	0	2	0	Anthony Hill Jr., LB	18	10	18	7	Warren Roberson, DB	5	0	4	0
Jaydon Blue, RB	26	3	18	1	Melvin Hills III, DL	0	0	0	0	Connor Robertson, OL	16	0	2	0
Ty Boatright, WR	0	0	0	0	Gavin Holmes, DB	18	2	18	0	Nik Sanders, RB	0	0	0	0
Silas Bolden, WR	4	0	4	0	Cole Hutson, OL	26	0	11	0	Brady Sarkisian, LB	0	0	0	0
Isaiah Bond, WR	4	4	4	4	Alex January, DL	3	0	3	0	Tiaoalii Savea, DL	3	0	3	0
Vernon Broughton, DL	44	6	19	4	Jordon Johnson-Rubell, DB	3	0	3	0	Spencer Shannon, TE	3	0	3	0
McCoy Bruce, DB	0	0	0	0	Michael Kern, P/K	4	0	4	0	Colin Simmons, EDGE	4	0	4	0
Aaron Bryant, DL	10	0	1	0	Nate Kibble, OL	0	0	0	0	Ty'Anthony Smith, LB	4	0	4	0
Ethan Burke, EDGE	28	0	10	0	Brooks Kieschnick Jr., OL	0	0	0	0	Barryn Sorrell, EDGE	37	28	29	18
Aaron Butler, WR	0	0	0	0	Marshall Landwehr, LB	6	0	4	0	Lance St. Louis, DS	26	0	26	0
DJ Campbell, OL	25	18	22	18	Liona Lefau, LB	18	0	18	0	Will Stone, K	31	0	31	0
Bryce Chambers, WR	0	0	0	0	Parker Livingstone, WR	3	0	3	0	Connor Stroh, OL	0	0	0	0
Jaydon Chatman, OL	3	0	1	0	Jermayne Lole, DL	4	2	4	1	Robert Sweeney, OL	0	0	0	0
Christian Clark, RB	0	0	0	0	Cole Loud, QB	1	0	1	0	Michael Taaffe, DB	31	14	31	12
Anfre Cojoe, OL	2	0	2	0	Wardell Mack, DB	3	0	3	0	Joe Tatum, QB	1	0	1	0
Jay'Vion Cole, DB	2	0	2	0	Jake Majors, OL	46	45	45	45	Neto Umeozulu, OL	10	0	2	0
Alfred Collins, DL	52	16	30	4	Arch Manning, QB	5	1	3	1	Ziky Umeozulu, DB	0	0	0	0
Hayden Conner, OL	39	31	35	31	Carson Marshall, DB	0	0	0	0	Zina Umeozulu, EDGE	0	0	0	0
Johntay Cook II, WR	17	0	17	0	Rick McBroom, OL	0	0	0	0	Colton Vasek, EDGE	4	0	4	0
Daniel Cruz, OL	0	0	0	0	Jelani McDonald, DB	14	0	8	0	Jordan Washington, TE	1	0	1	0
Juan Davis, TE	32	1	16	1	Hamilton McMartin, WR	1	0	1	0	Reid Watkins, RB	1	0	1	0
Freddie Dubose, WR	0	0	0	0	Max Merril, OL	0	0	0	0	Cameron Williams, OL	26	5	4	4
Jackson Duffey, DB	0	0	0	0	Quinn Merritt, WR	1	0	1	0	Derek Williams Jr., DB	15	1	14	1
Quinn Ewers, QB	25	25	8	8	Thatcher Milton, WR	0	0	0	0	Santana Wilson, DB	0	0	0	0
Charlie Faris, K	0	0	0	0	Sydir Mitchell, DL	6	0	2	0	Ryan Wingo, WR	4	0	4	0

# 2024 STATISTICS | STARTERS/PARTICIPATION

#	NAME	GP/GS	CSU	MICH	UTSA	ULM
0	Anthony Hill, Jr.	4/4	START	START	START	START
0	DeAndre Moore, Jr.	4/2	START	XXX	XXX	START
1	Justice Finkley	4/0	XXX	XXX	XXX	XXX
1	Johntay Cook II	4/0	XXX	XXX	XXX	XXX
2	Matthew Golden	4/4	START	START	START	START
2	Derek Williams, Jr.	3/1	XXX	START	XXX	...
3	Quinn Ewers	3/3	START	START	START	...
3	Jaylon Guilbeau	4/2	START	XXX	START	XXX
4	Andrew Mukuba	4/3	START	XXX	START	START
5	Malik Muhammad	4/4	START	START	START	START
5	Ryan Wingo	4/0	XXX	XXX	XXX	XXX
6	Kobe Black	4/0	XXX	XXX	XXX	XXX
7	Jahdae Barron	4/4	START	START	START	START
7	Isaiah Bond	4/4	START	START	START	START
8	Trey Moore	4/4	START	START	START	START
8	Amari Niblack	4/0	XXX	XXX	XXX	XXX
9	Gavin Holmes	4/0	XXX	XXX	XXX	XXX
9	Jerrick Gibson	4/0	XXX	XXX	XXX	XXX
11	Silas Bolden	4/0	XXX	XXX	XXX	XXX
11	Colin Simmons	4/0	XXX	XXX	XXX	XXX
13	Jay'Vion Cole	3/0	XXX	...	XXX	XXX
13	Parker Livingstone	3/0	XXX	...	XXX	XXX
15	Bill Norton	4/0	XXX	XXX	XXX	XXX
15	Will Stone	4/0	XXX	XXX	XXX	XXX
15	Trey Owens	2/0	...	...	XXX	XXX
16	Michael Taaffe	4/4	START	START	START	START
16	Arch Manning	3/1	XXX	...	XXX	START
18	Joe Tatum	1/0	...	...	...	XXX
18	Liona Lefau	4/0	XXX	XXX	XXX	XXX
19	Cole Lourd	1/0	...	...	...	XXX
21	Ryan Niblett	3/0	XXX	...	XXX	XXX
21	Xavier Filsaime	1/0	XXX	...	...	...
23	Jaydon Blue	3/3	START	START	...	START
23	Jordan Johnson-Rubell	3/0	XXX	...	XXX	XXX
24	Velton Gardner	2/0	XXX	...	XXX	...
24	Warren Roberson	4/0	XXX	XXX	XXX	XXX
25	Jelani McDonald	2/0	XXX	XXX	...	...
26	Quintrevion Wisner	3/2	XXX	START	START	...
26	Ty'Anthony Smith	4/0	XXX	XXX	XXX	XXX
27	Colin Page	3/0	XXX	...	XXX	XXX
27	Wardell Mack	3/0	XXX	...	XXX	XXX
29	Carson Marshall	1/0	...	...	XXX	...
29	Reid Watkins	1/0	...	...	...	XXX
32	Brady Sarkisian	2/0	XXX	...	XXX	...
33	David Gbenda	4/4	START	START	START	START
35	Rett Andersen	2/0	...	...	XXX	XXX
36	Quinn Merritt	1/0	...	...	...	XXX
37	Morice Blackwell, Jr.	4/0	XXX	XXX	XXX	XXX
38	Graham Gillespie	3/0	XXX	...	XXX	XXX
39	Hamilton McMartin	1/0	...	...	...	XXX
39	Michael Kern	4/0	XXX	XXX	XXX	XXX
40	Derion Gullette	2/0	XXX	...	XXX	...
42	Tate Haver	1/0	...	...	XXX	...
45	Vernon Broughton	4/4	START	START	START	START
45	Bert Auburn	4/0	XXX	XXX	XXX	XXX
46	Tausiii Akana	2/0	...	...	XXX	XXX
49	Thatcher Milton	2/0	XXX	...	XXX	...
51	Marshall Landwehr	4/0	XXX	XXX	XXX	XXX
52	DJ Campbell	4/4	START	START	START	START
53	Aaron Bryant	1/0	XXX	...	...	...
54	Cole Hutson	4/0	XXX	XXX	XXX	XXX
56	Cameron Williams	4/4	START	START	START	START
58	Lance St. Louis	4/0	XXX	XXX	XXX	XXX
62	Connor Robertson	3/0	XXX	...	XXX	XXX
65	Jake Majors	4/4	START	START	START	START
67	Malik Agbo	4/0	XXX	XXX	XXX	XXX
72	Neto Umeozulu	2/0	XXX	...	XXX	...
73	Brandon Baker	3/0	XXX	...	XXX	XXX
74	Trevor Goosby	4/0	XXX	XXX	XXX	XXX
75	Jaydon Chatman	2/0	XXX	...	XXX	...
76	Hayden Conner	4/4	START	START	START	START
77	Andre Cojoe	3/0	XXX	...	XXX	XXX
78	Kelvin Banks, Jr.	4/4	START	START	START	START
81	Juan Davis	4/1	XXX	XXX	START	XXX
83	Spencer Shannon	3/0	XXX	...	XXX	XXX
84	Jordan Washington	2/0	XXX	...	XXX	...
85	Gunnar Helm	4/4	START	START	START	START
86	Dorian Black	1/0	XXX	...	...	...
88	Barryn Sorrell	4/4	START	START	START	START
90	Sydir Mitchell	2/0	XXX	...	XXX	...
91	Ethan Burke	4/0	XXX	XXX	XXX	XXX
92	Colton Vasek	4/0	XXX	XXX	XXX	XXX
94	Jaray Bledsoe	3/0	XXX	...	XXX	XXX
95	Alfred Collins	4/4	START	START	START	START
97	Alex January	3/0	XXX	...	XXX	XXX
98	Tiaolii Savea	3/0	XXX	...	XXX	XXX
99	Jermayne Lole	4/2	XXX	START	XXX	START