



# OKLAHOMA FOOTBALL

7 NATIONAL CHAMPIONSHIPS ♦ 31 BOWL CHAMPIONSHIPS ♦ 50 CONFERENCE CHAMPIONSHIPS ♦ 42 10-WIN SEASONS ♦ 7 HEISMAN TROPHY WINNERS  
167 FIRST-TEAM ALL-AMERICANS ♦ 513 FIRST-TEAM ALL-CONFERENCE HONOREES ♦ 92 NATIONAL AWARD WINNERS ♦ 29 COLLEGE FOOTBALL HALL OF FAMERS

## 2024 SCHEDULE (ALL TIMES CENTRAL)

Aug. 30	Temple (ESPN)	W, 51-3
Sept. 7	Houston (SECN)	W, 16-12
Sept. 14	Tulane (ESPN)	W, 34-19
Sept. 21	6/7 Tennessee* (ABC)	L, 15-25
Sept. 28	at Auburn* (ABC)	2:30 p.m.
Oct. 12	vs. 1/2 Texas*^ (ABC/ESPN)	2:30 p.m.
Oct. 19	South Carolina*	11 a.m.-Noon
Oct. 26	at 6/5 Ole Miss*	11 a.m.-Noon
Nov. 2	Maine (ESPN+)	1:30 p.m.
Nov. 9	at 11/11 Missouri*	2:30-3:30/5-7 p.m.
Nov. 23	4/4 Alabama*	2:30-3:30/5-7 p.m.
Nov. 30	at 14/13 LSU*	2:30-3:30/5-7 p.m.

\* SEC game  
^ AT&T Red River Rivalry (Dallas, Texas)

## ON THE AIR

### TV: ABC

Play-by-Play:	Joe Tessitore
Analyst:	Jordan Rodgers
Field Reporter:	Katie George

### OU RADIO: SOONER SPORTS NETWORK

Flagships KOMA 1520 AM & KRXP 107.7 FM  
Free Online: The Varsity Network  
Sirius/XM 83

Play-by-Play:	Toby Rowland
Analyst:	Teddy Lehman
Field Reporter:	Chris Plank
Field Analyst:	Gabe Ikard

### OU SPANISH RADIO

Éxitos 96.5 FM (OKC); 101.5 FM El Patrón (Tulsa)  
Free Online: The Varsity Network

Play-by-Play:	Enrique Vasquez
Analyst:	Luis Rondón

## SOCIAL MEDIA: #SOONERS

Twitter/X:	@OU_Football
Instagram:	@ou_football
Facebook:	/OklahomaFootball

## SERIES HISTORY

Overall:	OU leads 2-0
In Auburn:	First meeting
Last Meeting:	OU, 35-19 (1/2/17 in Sugar Bowl)



## 21/18 OKLAHOMA (3-1, 0-1)

GAME 5

## AUBURN (2-2, 0-1)



### SOONERS

Head Coach: Brent Venables  
Record at OU: 19-11 (3rd Year)  
Career Record: Same  
Last: Lost 25-15 vs. Tennessee



### TIGERS

Head Coach: Hugh Freeze  
Record at AU: 8-9 (2nd Year)  
Career Record: 111-56 (14th Year)  
Last: Lost 24-14 vs. Arkansas

Saturday, Sept. 28, 2024 ■ 2:30 p.m. CT ■ Auburn, Ala. ■ Jordan-Hare Stadium (88,043) ■ ABC

## OPENING KICK

► After four home games to start the season, No. 15/13 Oklahoma (3-1, 0-1) plays its first-ever road contest as a member of the Southeastern Conference when it travels to face Auburn (2-2, 0-1) on Saturday at 2:30 p.m. CT at Jordan-Hare Stadium in Auburn, Ala. The game will be televised by ABC with **Joe Tessitore**, **Jordan Rodgers** and **Katie George** announcing.

► Saturday's contest will mark just the second in OU history played in the state of Alabama. The other was in 2003, when the No. 1-ranked Sooners posted a 20-13 win over Alabama in Tuscaloosa. OU was coached by **Bob Stoops** and the Crimson Tide by Mike Shula.

► Going back to the 2010 season, Oklahoma has won 34 of its last 41 true road games against unranked opponents (.829).

► The 2024 season marks the 130th in OU football history. The Sooners lead the nation with their 50 all-time conference championships, 27 11-plus-win seasons (tied), 33 AP top-five finishes and five No. 1 overall NFL Draft picks (tied). They rank second with their seven Heisman Trophy winners (tied), third with seven AP national championships, their 101 weeks as the AP's No. 1 team and 431 total weeks in the AP Top 5, and fourth with their 57 bowl appearances, 31 bowl wins (tied) and 417 NFL Draft picks.

► Saturday's contest will mark the 1,343rd in OU history. The Sooners rank fifth in college football annals with their .725 all-time winning percentage (947-342-53 record). They trail Ohio State (.734), Alabama (.734), Michigan (.734) and Notre Dame (.730). Since the end of World War II (1946 season to present), OU leads all programs with 703 wins (31 more than Alabama, the program with the next most). Auburn ranks 16th with 567 wins during the same span.



Junior safety **Robert Spears-Jennings** is coming off back-to-back career-high tackle efforts (7 vs. Tulane and 13 against No. 6/7 Tennessee). The Broken Arrow, Okla., product ranks second on the team with 29 tackles on the year and has logged 2.5 tackles for loss, a sack, an interception, two forced fumbles and a fumble recovery.

## KEY STORYLINES

► OU head coach **Brent Venables** faced Auburn three times while he was Clemson's defensive coordinator and came out victorious in each matchup — 26-19 in 2012 in Atlanta (his first game with CU), 19-13 in 2016 in Auburn and 14-6 in 2017 in Clemson). His defensive units held Auburn to an average of 12.7 points and 251.0

## NUMBERS TO NOTE

# 2

Saturday's game will mark the first in the series on OU's or Auburn's campus. The Sooners won the only **two** meetings — both Sugar Bowl contests — in the 1971 (40-22) and 2016 (35-19) seasons.

# 12

Oklahoma is tied for the national lead with its **12** takeaways this season. The Sooners' eight fumble recoveries lead the country and are two more than they had all of last year.

# 26

Redshirt junior WR **Deion Burks** has caught **26** passes this season. That's the most catches in the first four games of an OU career in school history. The Purdue transfer has three receiving TDs.

**OU ATHLETICS COMMUNICATIONS FOOTBALL CONTACTS**



**MIKE HOUCK**  
Associate AD/Communications  
Office: (405) 325-8227  
Cell: (405) 249-5892  
Email: mhouck@ou.edu



**ERIC HOLLIER**  
Director  
Office: (405) 325-6449  
Cell: (405) 570-9228  
Email: ehollier@ou.edu



**PATRICK DUNN**  
Associate Director  
Cell: (405) 388-1353  
Email: patrickjdunn@ou.edu

**HEAD COACH BRENT VENABLES**

Alma Mater: Kansas State, 1992  
Career Record: 19-11 (.633)  
Record at OU: Same  
Regular Season Conference Record: 10-9 (.526)

**ASSISTANT COACHES**

	LOCATION
Seth Littrell (Offensive Coordinator/QB)	PB
Zac Alley (Co-Defensive Coordinator/LB)	SL
Todd Bates (Assoc. HC/Co-Def. Coord./Run Def./DT)	SL
Bill Bedenbaugh (OL)	SL
Miguel Chavis (DE)	SL
Joe Jon Finley (Co-Off. Coordinator/TE)	SL
Brandon Hall (S)	SL
Emmett Jones (Pass. Game Coord./WR)	SL
DeMarco Murray (RB)	SL
Jay Valai (Co-Def. Coord./Pass Defense/CB/NB)	SL

**PROGRAM HISTORY**

First Year: 1895 (this is 130th season)  
All-Time Record: 947-342-53 (.725)  
All-Time Conf. Record: 531-167-22 (.753)  
All-Time SEC Record: 0-0 (.000)  
All-Time Bowl Record: 31-25-1 (.553)  
National Championships (AP): 7  
Years: 1950, '55, '56, '74, '75, '85, 2000  
Conference Championships: 50  
Big 12 Championships: 14  
2000, '02, '04, '06-08, '10, '12, '15-20  
Undefeated Seasons: 14  
11-Plus-Win Seasons: 27 (T-most in nation)

**STADIUM/FIELD INFORMATION**

Name: Gaylord Family – Oklahoma Memorial Stadium  
Capacity: 80,126  
Surface: Natural Grass  
Stadium First Year: 1925  
Record at Stadium: 421-87-15 (.819)  
Field Name: Owen Field  
Field First Year: 1923  
Record at Field: 424-91-16 (.814)

**UNIVERSITY INFORMATION**

Location: Norman, Okla.  
Founded: 1890  
Enrollment: 31,655  
Colors: Crimson and Cream  
President: Joseph Harroz Jr.  
Athletics Director: Joe Castiglione

yards in the three contests and racked up 17 sacks and 37 tackles for loss. **Gene Chizik** was Auburn’s head coach in the first meeting and **Gus Malzahn** was for the second two.

► Saturday’s game will pit an Oklahoma team that ranks first nationally in turnovers gained (12) and third in turnover margin (+1.8 per game) against an Auburn squad that is tied for last with its 14 turnovers lost and ranks 131st out of 133 teams in turnover margin (-2.5 per game).

► OU has registered four interceptions and a nation-leading eight fumble recoveries, two more than it had all of last season (no other team has more than six recoveries this year). Auburn has thrown eight interceptions and lost six fumbles.

► Since the start of the 2023 season, OU is 11-0 when it wins the turnover battle (3-0 this year) and 2-3 when it loses it (0-1 this year).

► During the **Brent Venables** era (since the start of the 2022 season), Oklahoma leads the nation with its 41 interceptions. During that same period, Auburn is tied for eighth nationally with its 33 interceptions thrown. The Sooners have registered an interception in 9 of their last 10 games and in 25 of their last 30.

► Junior defensive linemen **Gracen Halton** and **R Mason Thomas** entered the season with a combined 8.0 tackles for loss and 1.5 sacks, but through four games this season have teamed for 8.0 TFLs and 6.0 sacks. Halton, who earned his first career start two games ago vs. Tulane, was named SEC Defensive Lineman of the Week after registering a career-high 2.0 TFLs (11-yard sack and a 5-yard safety) in a 16-12 win over Houston the week before. He has 3.5 TFLs, 2.5 sacks, a forced fumble, fumble recovery and safety. Thomas’ three career starts have come this season. He turned in a 3.0-sack effort vs. Tulane in which he also logged a forced fumble and recovery, a pass breakup and a QB hurry en route to being named Bronko Nagurski National Defensive Player of the Week. He has a team-high 4.5 TFLs and 3.5 sacks on the year.

► Preseason All-America linebacker and Butkus Award-hopeful **Danny Stutsman** ranks second in the SEC with his 9.0 tackles per game and first in the league (14th nationally) with his 21 solo tackles. The senior has led OU in tackles each of the last two seasons (125 in 2022 and 104 in 2023) and has 303 career stops.

► Redshirt junior receiver **Deion Burks** has 26 receptions (ranks second in SEC and 13th nationally), the most ever by a player in his first four OU games. The Purdue transfer also has three receiving touchdowns.

► Twenty Sooners (14 offensive and six defensive) have made their first OU starts this season: offensive linemen **Joshua Bates**, **Geirean Hatchett**, **Branson Hickman**, **Logan Howland**, **Febechi Nwaiwu**, **Heath Ozaeta**, **Michael Tarquin** and **Jake Taylor**, wide receivers **Deion Burks**, **Zion Ragins** and **Brenen Thompson**, tight ends **Bauer Sharp** and **Jake Roberts**, running back **Taylor Tatum**, linebacker **Kobie McKinzie**, defensive back **Dez Malone** and defensive linemen **Gracen Halton**, **Jayden Jackson**, **R Mason Thomas** and **Damonic Williams**.

► OU has featured a different starting offensive line in each game this season and nine players have started at least one contest. **Febechi Nwaiwu** (right guard all four games), **Jacob Sexton** (two games at left tackle and two at left guard) and **Michael Tarquin** (one game at left tackle and three at right tackle) have started all four games. Other starters have been **Branson Hickman** (two games at center), **Joshua Bates** (two games at center), **Logan Howland** (two games at left tackle), **Geirean Hatchett** (one game at left guard; out for the year), **Heath Ozaeta** (one game at left guard) and **Jake Taylor** (one game at right tackle).

**RECAPPING THE TENNESSEE GAME**

► In its first league game as a member of the Southeastern Conference, Oklahoma’s defense performed well against one of the nation’s top offenses but the No. 15/13 Sooners came out on the short side of a 25-15 decision against No. 6/7 Tennessee in Norman on Saturday night.

► The Volunteers entered the game ranked first nationally in scoring offense (63.7 ppg), but OU held them to 23 offensive points. Similarly, the Sooners limited UT to 345 total offensive yards, 151 rushing yards and 194 passing yards, well below the Vols’ season averages of 639.3 total yards, 336.3 rushing yards and 303.0 passing yards per game entering the night.

► The OU defense forced eight punts (Tennessee had punted two times on the season) and recovered a pair of second-quarter fumbles in UT territory (6- and 33-yard lines), but the offense gave the ball back on the next play both times. The Sooners committed three turnovers, all in the first half, that led to 10 UT points.

► OU struggled to move the ball for much of the contest, finishing with 222 total yards and 36 rushing yards on 34 attempts. Freshman quarterback **Michael Hawkins Jr.** replaced sophomore starter **Jackson Arnold** late in the second quarter and finished the contest. Hawkins Jr. completed 11 of 18 pass attempts for 132 yards and a touchdown, and rushed 12 times for 22 yards. He had no turnovers.

► Tennessee took a 22-3 lead with 6:03 left in the third quarter before the Sooners rallied with a pair of fourth-quarter touchdowns by junior running back **Jovantae Barnes** (one receiving and one rushing) following sustained drives of 68 and 76 yards. OU became the first Tennessee opponent to rush for a TD since the Vols’ regular season finale last season.

► Sophomore receiver **Jaquai Pettaway** caught three passes for 79 yards (long of 46). He entered the game with 11 receptions (none this season) for 70 yards.

► Junior safety **Robert Spears-Jennings** logged game and career highs of 13 tackles, including his first career sack and a forced fumble (same play; OU recovered). Sixth-year defensive lineman **Trace Ford** finished with three tackles, including two for loss (one sack), and forced a fumble that the Sooners also recovered.

► Sophomore safety **Peyton Bowen’s** seven tackles marked a career high.

**THE OU-AUBURN SERIES**

Oklahoma has won its only two meetings against Auburn, both Sugar Bowl contests.

YEAR	SITE	OU/UT RANK	OU RESULT
2016*	N	7/17	W, 35-19
1971*	N	3/5	W, 40-22

\* Sugar Bowl (New Orleans)

2024 TEAM STATS COMPARISON

	OU	AU
Points/Game	29.0	36.5
Points Allowed/Game	14.8	16.8
1st Downs/Game	18.0	19.5
1st Downs Allowed/Game	15.3	18.5
Rush Yards/Game	128.3	178.0
Rush Yards Allowed/Game	96.0	118.8
Pass Yards/Game	171.3	284.0
Pass Yards Allowed/Game	188.8	219.8
Total Offense/Game	299.5	462.0
Total Defense/Game	284.8	338.5
INT Thrown/INT Made	3/4	8/4
Turnover Margin	+7	-10
Sacks By/Allowed/Game	3.5/3.0	2.0/1.2
3rd Down Off./Def.	28.1/30.6	50.0/37.3
Red Zone Off./Def.	94.1/100.0	92.3/57.1
Kickoff Return Average	15.5	26.8
Punt Return Average	8.9	7.0
Penalties/Yards Per Game	5.2/51.5	6.0/59.7
Field Goals	6-7	2-3

2024 NCAA RANKINGS COMPARISON

	OU	AU
Points/Game	77th	32nd
Points Allowed/Game	26th	33rd
First Downs/Game	106th	85th
First Downs Allowed/Game	26th	66th
Rush Yards/Game	101st	53rd
Rush Yards Allowed/Game	27th	46th
Pass Yards/Game	111th	26th
Pass Yards Allowed/Game	51st	79th
Total Offense/Game	119th	27th
Total Defense/Game	28th	62nd
Turnover Margin	3rd	133rd
Sacks/Game	7th	60th
Sacks Allowed/Game	116th	44th
3rd Down Offense	124th	22nd
3rd Down Defense	27th	70th
Red Zone Offense	26th	40th
Red Zone Defense	110th	7th
Kickoff Return Average	108th	15th
Punt Return Average	67th	82nd

2024 SEC STANDINGS

	SEC	OVERALL
Missouri	1-0	4-0
Tennessee	1-0	4-0
Georgia	1-0	3-0
Arkansas	1-0	3-1
LSU	1-0	3-1
Texas A&M	1-0	3-1
South Carolina	1-1	3-1
Florida	1-1	2-2
Ole Miss	0-0	4-0
Texas	0-0	4-0
Alabama	0-0	3-0
Oklahoma	0-1	3-1
Auburn	0-1	2-2
Vanderbilt	0-1	2-2
Mississippi State	0-1	1-3
Kentucky	0-2	2-2

THIS WEEK'S SEC SCHEDULE

(All times Central)

- Kentucky at Ole Miss, 11 a.m. (ABC)
- Arkansas at Texas A&M, 2:30 p.m. (ESPN)
- Oklahoma at Auburn, 2:30 p.m. (ABC)
- Mississippi State at Texas, 3:15 p.m. (SECN)
- Georgia at Alabama, 6:30 p.m. (ABC)
- South Alabama at LSU, 6:45 p.m. (SECN)

► Freshman running back **Taylor Tatum** and redshirt freshman offensive lineman **Heath Ozaeta** (left guard) each made their first career start.

► The game marked the return of Tennessee head coach **Josh Heupel** to Norman. Heupel was the 2000 Heisman Trophy runner-up, the same season he quarterbacked OU to a 13-0 record and national title. He also served as a Sooners assistant coach for nine years (was co-offensive coordinator from 2011-14).

SEC SOONERS

► Saturday's contest at Auburn will mark Oklahoma's first conference road game as an SEC member. Other league road outings this year will be against Ole Miss (Oct. 26), Missouri (Nov. 9) and LSU (Nov. 30). The first SEC edition of the Red River Rivalry against Texas in Dallas is scheduled for Oct. 12 at the Cotton Bowl, with OU serving as the designated home team.

► Oklahoma and Texas officially joined the Southeastern Conference on July 1 after 28 years in the Big 12 Conference. OU won half of the Big 12's football championships (14 of 28) since the league began in 1996 (six of the last nine) and posted a 187-61 (.754) record against conference competition (includes an 11-1 record in Big 12 Championship games).

► OU is no stranger to many of its new SEC brethren as Oklahoma has a 161-113-13 (.584) record against the league's current member schools, including fellow new entrant Texas. Not including the Longhorns, OU owns a 110-50-8 (.679) all-time record against current SEC programs.

► OU has never faced two SEC programs: South Carolina and Mississippi State. The Sooners host the Gamecocks this season but do not face the Bulldogs. OU has never played a campus game against seven current SEC programs (Auburn, Florida, Georgia, LSU, Ole Miss, Mississippi State and South Carolina).

► The SEC is the the Sooners' seventh football conference. It was also a member of the Southwest Conference (two championships), Missouri Valley (one championship), Big Six (five championships), Big Seven (12 championships), Big Eight (16 championships) and Big 12 (14 championships).

► Oklahoma's 14 Big 12 titles were 10 more than the program with the next most (Texas won four). From 2010 through 2023, OU won eight Big 12 titles and was followed by Baylor (three), Kansas State (two) and Oklahoma State, TCU and Texas (one each).

HAVE CONFIDENCE, WILL TRAVEL

► Oklahoma has won 33 of its last 42 true road games (.786) going back to 2014, with seven of the nine losses one-score outcomes.

► OU's 2019 defeat at K-State snapped the Sooners' 22-game true road winning streak (it hadn't lost since Oct. 4, 2014, at TCU), which was the second longest such streak nationally since at least the end of World War II. During the 22-game streak, OU outscored foes 1,076-626 (49-28 average) and outgained them by 3,621 yards (583-419 average).

► The Sooners have outgained their opponent in 32 of their last 42 true road games.

► OU has scored at least 30 points in 41 of its last 47 true road games (school-record 35-game streak was stopped in 2021 at Baylor). The next highest team total over its last 47 true road contests is 33 (Ohio State).

OU-AUBURN SERIES HISTORY

► Oklahoma and Auburn have met two times, both Sugar Bowl contests and both OU victories.

► In the final game of the 1971 season, **Chuck Fairbanks'** No. 3 Sooners downed **Ralph Jordan's** No. 5 Tigers 40-22 in front of 84,031 fans at Tulane Stadium.

► In the last game of the 2016 season, **Bob Stoops'** No. 7 OU squad prevailed 35-19 over **Gus Malzahn's** 17th-ranked AU team. Attendance at the Superdome was 54,077.

1972 SUGAR BOWL FLASHBACK

► With former OU head coach **Bud Wilkinson** serving as color analyst in the ABC announce booth, the third-ranked Sooners, who entered the game averaging NCAA records of 566 total yards and 472 rushing yards per contest (only regular season contests counted toward official NCAA records), dominated on the ground en route to a 40-22 victory over No. 5 Auburn on Jan. 1, 1972.

► With its vaunted "Wishbone" offense (**Barry Switzer** was offensive coordinator), OU eclipsed the previous Sugar Bowl rushing record of 373 yards with a 439-yard effort, led by quarterback **Jack Mildren's** 30 carries for 149 yards and three touchdowns. Running back **Greg Pruitt** added 95 yards and a TD on 18 rushes and **Leon Crosswhite** finished with 78 yards and a score on 17 totes. The Sooners attempted only four passes, completing one for 11 yards.

► The Sooners scored a Sugar Bowl-record five TDs, three of them following Auburn turnovers. They also got a 53-yard field goal from **John Carroll** to make the score 34-0 midway through the third quarter. The field goal set OU and Sugar Bowl records for distance.

► OU's **Joe Wylie** returned a first-quarter punt 71 yards for a TD that gave the Sooners a 19-0 lead.

OU'S RECORD VS. THE SEC

vs. Alabama	3-2-1
vs. Arkansas	10-4-1
vs. Auburn	2-0
vs. Florida	1-1
vs. Georgia	0-1
vs. Kentucky	2-1
vs. LSU	1-2
vs. Ole Miss	0-1
vs. Mississippi State	0-0
vs. Missouri	67-24-5
vs. South Carolina	0-0
vs. Tennessee	3-2
vs. Texas	51-63-5
vs. Texas A&M	19-12
vs. Vanderbilt	2-0-1
<b>Total</b>	<b>161-113-13</b>



**2024 HONORS**

**BEN ANDERSON (R-SO., LS)**

Patrick Mannelly Award Watch List

**NIC ANDERSON (R-SO., WR)**

Biletnikoff Award Watch List

**JACKSON ARNOLD (SO., QB)**

Maxwell Award Watch List

**BILLY BOWMAN JR. (SR., DB)**

AP Preseason All-America Second Team

Preseason All-SEC First Team (Coaches & Media)

Bronko Nagurski Award Watch List

Chuck Bednarik Award Watch List

Jim Thorpe Award Preseason Watch List

**DEION BURKS (R-JR., WR)**

Preseason All-SEC Third Team (Media)

**LUKE ELZINGA (R-SR., P)**

Ray Guy Award Preseason Watch List

**GRACEN HALTON (JR., DL)**

SEC Defensive Lineman of the Week (9/9)

**BRANSON HICKMAN (R-SR., OL)**

Outland Trophy Watch List

Rimington Trophy Watch List

**TYLER KELTNER (R-SR., K)**

SEC Special Teams Player of the Week (9/2)

**GAVIN SAWCHUK (R-SO., RB)**

Allstate AFCA Good Works Team Member

Wuerffel Trophy Watch List

Doak Walker Award Watch List

**DANNY STUTSMAN (SR., LB)**

ESPN Preseason All-America Team

Walter Camp Preseason All-America First Team

The Athletic Preseason All-America First Team

AP Preseason All-America Second Team

Sporting News Preseason All-America Second Team

Preseason All-SEC First Team (Coaches & Media)

Walter Camp Player of the Year Watch List

Bronko Nagurski Watch List

Chuck Bednarik Award Watch List

Butkus Award Watch List

Lombardi Award Preseason Watch List

**R MASON THOMAS (JR., DL)**

Bronko Nagurski National Defensive Player of the Week (9/9)

**collegepressbox**

Collegepressbox is the official media website for Division I football. Access and download game notes, quotes, statistics, media guides, headshots, logos and more for all FBS schools, conferences, postseason games, awards and the College Football Playoff. For access, register for an account at collegepressbox.com/register.

► The Sooners held Auburn quarterback **Pat Sullivan**, that year's Heisman Trophy winner, to a 45% completion rate, as he connected on just 20 of 44 passes for 250 yards and one TD with one interception (by defensive back **Geoffrey Nordgren**).

► OU finished the season with an 11-1 record and a 6-1 mark in the Big Eight Conference. Its only league loss came vs. Nebraska (35-31) in Norman in the "Game of the Century."

**2017 SUGAR BOWL FLASHBACK**

► In what wound up being **Bob Stoops'** last game as Oklahoma head coach (not including his 2021 Alamo Bowl role as interim head coach), the No. 7 Sooners capped their 2016 season with a 35-19 win over the No. 17 Tigers on Jan. 2, 2017, marking their 10th consecutive victory and Stoops' second career Sugar Bowl title.

► The game was particularly significant for the Sooners because **Samaje Perine** rushed for 88 yards, pushing him past **Billy Sims** and into first in OU history in career rushing yards. The game marked the last in the collegiate career of Perine, who was just a junior and finished with 4,122 career yards (6.0 per carry) and 49 rushing touchdowns.

► Sooners signal caller **Baker Mayfield** threw for 296 yards and a pair of touchdowns on 19-of-28 passing, while **Joe Mixon** led the team in rushing with 91 yards and a pair of scores on 19 carries. Mixon also logged five catches for a game-high 89 yards.

► The Oklahoma defense held Auburn to 339 yards of total offense and just 154 passing yards. Freshman **Caleb Kelly** led OU with 12 tackles.

► Cornerback **Jordan Thomas** recorded the game's only interception, picking off Auburn's Jeremy Johnson in the Sooners' end zone midway through the fourth quarter.

**GETTING DEFENSIVE**

► Oklahoma's defense made big strides in year two under **Brent Venables** in 2023, and many analysts predicted the improvement to continue this season. That includes Phil Steele, who this summer ranked OU's linebacker and defensive back units each as second best nationally and No. 1 in the SEC. So far, the Sooners have not disappointed.

► OU ranks 26th in the country by permitting just 14.8 points per game (it ranks 18th among teams that have played at least four contests). It gave up three points to Temple, 12 to Houston, 19 to Tulane and 25 to Tennessee (the Vols averaged 63.7 points over its first three games).

► The Sooners rank 27th nationally in rushing defense, permitting only 96.0 yards per game on the ground. They held Temple to 69 rushing yards (1.9 per carry), Houston to 58 (1.7), Tulane to 106 (3.1) and Tennessee to 151 (2.9). They rank seventh in the country and third in the SEC by allowing just 2.5 yards per rush, and have surrendered just one rushing touchdown (by Tennessee).

► OU also ranks fourth nationally in sacks (14), eighth in tackles for loss (32) and 28th in total defense (284.8 ypg).

► Oklahoma is one of just seven teams nationally (Ole Miss is the only other SEC squad) that has not allowed a rush of at least 20 yards this season. Among teams that have played at least four games, OU is one of three not to allow a rush of 20 yards or more (Ole Miss and Iowa are the others).

► OU has allowed only five touchdowns on its opponents' 53 possessions. The defense has forced 26 punts and has recorded 11 takeaways, a safety and a turnover on downs.

**NOTING THE OFFENSE**

► Sophomore quarterback **Jackson Arnold**, whose lone career starts have come in Oklahoma's last five games, has completed 61 of 102 pass attempts (60%) for 538 yards and seven touchdowns versus three interceptions in four games this season. He has also netted a team-high-tying 138 rushing yards with two TDs.

► Freshman QB **Michael Hawkins Jr.** is 13 for 22 through the air this season for a 59% completion rate with one TD and no interceptions. Eighteen of his 22 pass attempts came Saturday against Tennessee. He also has 32 yards on 14 rushes.

► Redshirt junior wide receiver **Deion Burks** ranks second in the SEC and 13th nationally with his 26 receptions and ranks seventh in the league with three receiving touchdowns, which all came in the first half against Temple. In that game, Burks became the first Sooner to register three receiving TDs in his OU debut. The Purdue transfer entered the season with seven career receiving TDs (all in 2023).

► Junior **Jovantae Barnes** leads the running backs with his 138 rushing yards (averaging 3.5 yards per carry) and has one rushing TD. Freshman **Taylor Tatum**, the consensus No. 1 running back nationally in the 2024 class, is averaging 6.4 yards on his 18 rushes (116 total yards) and has run for a pair of TDs and caught another.

► Redshirt sophomore running back **Gavin Sawchuk** started each of the first three games but has been held to 33 yards on 18 carries. Sawchuk ran for over 100 yards in each of the last five games in 2023.

► Oklahoma tight ends have scored two touchdowns this season (one by **Bauer Sharp** vs. Temple and one by **Jake Roberts** vs. Houston), already matching the total number of TDs scored by OU tight ends last season (one each by **Austin Stogner** and **Blake Smith**).

**OU'S NATIONAL DEFENSIVE RANKINGS**

CATEGORY	STAT	RANK
Fumble Recoveries	8	1st
Turnovers Gained	12	T1st
Sacks	14	T4th
Yards Allowed Per Rush	2.5	7th
Rushing TDs Allowed	1	T8th
Tackles For Loss Per Game	8.0	T11th
Scoring Defense	14.8	T26th
Rushing Defense	96.0	T27th
Total Defense	284.8	28th
Interceptions	4	T36th

### 2024 WEEKLY TEAM CAPTAINS

Oklahoma's 2024 team captains are chosen on a weekly basis. OU's six captains for the Tennessee game were:

No.	Name	Class	Pos.
56	Gracen Halton	Jr.	DL
54	Febechi Nwaiwu	R-Jr.	OL
70	Michael Tarquin	R-Sr.^	OL
95	Da'Jon Terry	R-Sr.^	DL
5	Woodi Washington	R-Sr.^	DB
52	Damonic Williams	Jr.	DL

**TEMPLE:** Jackson Arnold, Billy Bowman Jr., Bauer Sharp, Danny Stutsman

**HOUSTON:** Jovantae Barnes, Kendel Dolby, Ethan Downs, Jake Roberts, Zach Schmit

**TULANE:** Kobie McKinzie, Gavin Sawchuk, Jacob Sexton, Robert Spears-Jennings, R Mason Thomas

### SOONERS IN THE NFL

Forty-five former Sooners were on week 1 NFL rosters, including 34 active:

Name	Team	Pos.
Mark Andrews	Ravens	TE
Brian Asamoah II	Vikings	LB
Curtis Bolton	Giants	LB
Nik Bonitto	Broncos	LB
Marquise Brown	Chiefs	WR
Tre Brown	Seahawks	CB
Orlando Brown Jr.	Bengals	OL
Cody Ford	Bengals	OL
Neville Gallimore	Rams	DT
Marquis Hayes*	Cardinals	OL
Eric Gray	Giants	RB
Tyler Guyton	Cowboys	OT
Anton Harrison	Jaguars	OT
Creed Humphrey	Chiefs	C
Jalen Hurts	Eagles	QB
Tony Jefferson*	Chargers	S
Lane Johnson	Eagles	OT
CeeDee Lamb	Cowboys	WR
Jonah Lauulu	Raiders	DT
Baker Mayfield	Buccaneers	QB
Marvin Mims Jr.	Broncos	WR
Joe Mixon	Texans	RB
Wanya Morris	Chiefs	OT
Kyler Murray	Cardinals	QB
Kenneth Murray Jr.	Titans	LB
Ogbo Okoronkwo	Browns	DE
Samaje Perine	Chiefs	RB
Ronnie Perkins^	Broncos	LB
Jordan Phillips	Cowboys	DT
Ben Powers	Broncos	G
Andrew Raym	Panthers	C
Jalen Redmond	Vikings	DT
Tyrese Robinson*	Vikings	DT
Walter Rouse	Vikings	OT
Sterling Shepard*	Buccaneers	WR
Rhamondre Stevenson	Patriots	RB
Drake Stoops*	Rams	WR
Isaiah Thomas*	Bengals	DE
Delarrin Turner-Yell^	Broncos	S
Tress Way	Commanders	P
Brayden Willis*	49ers	TE
Trent Williams	49ers	OT
James Winchester	Chiefs	LS
DaShaun White*	49ers	LB
Michael Woods II*	Browns	WR

\* Practice squad ^ Injured reserve

▶ Similarly, OU's tight ends combined for 20 catches for 252 yards in 13 games last season. This year they have already totaled 20 catches for 183 yards.

▶ Redshirt sophomore receiver **Nic Anderson** sustained an injury in August camp and made his season debut against Tennessee on Saturday but did not record a reception. Anderson earned 2023 freshman All-America honors from The Athletic after catching 38 passes for 798 yards and a team-high-tying 10 TDs. He averaged 21.0 yards per catch to rank fifth nationally.

▶ Senior receiver **Jalil Farooq** was lost to injury in the first half of the season opener against Temple and is out indefinitely. Farooq entered the year with 86 career catches for 1,229 yards and seven TDs, and 32 rushes for 235 yards. OU is also without the services of junior receiver **Jayden Gibson**, who was lost for the season following an August injury. Gibson caught 14 passes for 375 yards (26.8 per reception) and five TDs last season (scored in each of the last three regular season games).

▶ The Sooners are tied for 26th nationally by converting 94% (16 of 17) of their red-zone trips into points (12 TDs and 4 FGs).

▶ OU's offensive linemen who have played this season have combined for just 25 career starts as Sooners. Eight of the nine who have started at least one game this season had never started at OU prior to this year (**Jacob Sexton** started one game in 2022 and four last season).

### A GLANCE AT SPECIAL TEAMS

▶ After winning the primary placekicking job, Florida State transfer **Tyler Keltner** went 3 for 3 on field goals and 6 for 6 on extra-point attempts against Temple in the opener to earn SEC Special Teams Player of the Week honors. He is 6 for 7 and 12 for 13, respectively, on the year. Keltner spent his first four seasons at East Tennessee State, where he was 56 for 74 on field goals (76%) and 131 of 131 on PATs, and three times earned All-Southern Conference honors.

▶ Redshirt senior **Zach Schmit** served as OU's placekicker the last two seasons and has made 28 of his 40 career field goal attempts (70%) and all 124 of his PAT tries. His streak of 124 made extra-points is the fourth-longest in program history. Schmit handled kickoffs the first three games this season.

▶ Super seniors **Josh Plaster** and **Luke Elzinga** split punting responsibilities the first six games last season, with Plaster taking the field in longer situations and Elzinga serving as short-field specialist. Elzinga took over full responsibilities in game seven vs. UCF and averaged 45.1 yards on his 27 kicks on the year (long of 58; 13 inside the 20; eight fair catches). This season he is averaging 45.5 yards on his 24 punts (long of 63; 11 inside the 20; nine fair catches). Plaster, like last season, is the team's primary holder.

▶ Sophomore **Peyton Bowen** ranks 32nd nationally by averaging 10.1 yards on his nine punt returns.

▶ OU ranks sixth nationally in punt coverage, as opponents are averaging -0.4 yards per return.

### "TAKEAWAYS, NO GIVEAWAYS"

▶ The Oklahoma coaching staff preaches "takeaways, no giveaways" with its players and the Sooners have turned that message into reality so far in 2024, as OU is tied for third nationally with a +1.8 turnover margin per game (12 takeaways, five giveaways). The Sooners had six takeaways and no giveaways against Temple in the season opener and had two takeaways and just one giveaway vs. both Houston and Tulane. Saturday vs. Tennessee, OU had two takeaways and three giveaways.

▶ OU has registered eight fumble recoveries so far this season, which is two more than it had all of 2023. The eight recoveries lead the nation (no other team has more than six).

▶ Eight different Sooners have each registered one fumble recovery and four different players have each logged one interception. **Billy Bowman Jr.** and **Robert Spears-Jennings** have one each.

▶ OU is outscoring opponents 48-16 off turnovers through four games.

▶ Last season, OU ranked second nationally with 26 takeaways (20 interceptions) and with 111 points off takeaways (ranked first with 8.5 points per game).

▶ Points off turnovers were a telling stat in 2023. In OU's 10 wins last season it outscored opponents 98-17 off turnovers. In its three losses it was outscored 44-13.

### NEW (BUT FAMILIAR) COORDINATORS

▶ The 2024 OU coaching staff features new play-callers on both sides of the ball. Following the departure of former offensive coordinator Jeff Lebby who is now Mississippi State's head coach, Oklahoma head coach **Brent Venables** announced in December that **Seth Littrell** was promoted to offensive coordinator and tight

### VENABLES BY THE NUMBERS

Brent Venables was hired as OU's 23rd head coach on Dec. 5, 2021. Here's a look at some of his many accomplishments:

**3** National championships (2000 at Oklahoma; 2016 and '18 at Clemson)

**3** Butkus Award winners (OU's Rocky Calmus [2001] and Teddy Lehman [2003]; Clemson's Isaiah Simmons [2019])

**4** Consecutive years Clemson led the nation in tackles for loss (2013-16; also led country in 2018 and was second in 2019 and '20).

**8** National championship game appearances (2000, '03, '04 and '08 at OU; 2015, '16, '18 and '19 at Clemson)

**8** Times Clemson finished in the top 15 nationally in total defense his last 8 years

**10** College Football Playoff games (6 semifinals and 4 championship games) over his last 7 seasons with Clemson

**10** Clemson led the nation in sacks, tackles for loss and opponent 3rd-down conversion percentage over his 10 years with the program

**13** Number of conference championships (7 at OU, 6 at Clemson)

**18** Consensus All-America honors collected by his players (12 at OU)

**23** Times his 28 teams won at least 10 games

**61** Number of his defensive players picked in the NFL Draft (12 first-rounders)

**306** Wins as a full-time coach (against just 67 losses; .820)

## OU'S 2023 RECRUITING CLASS RANKED AS HIGH AS NO. 7

Head coach **Brent Venables** and his staff signed OU's third straight top-10 recruiting class in 2024. The class of 27 scholarship players all signed during the December early period. The class ranked No. 7 nationally by Rivals, No. 8 in the 247Sports composite and ESPN rankings and No. 9 by On3.

Of the 27 signees, one was rated as a consensus five-star prospect and eight were ranked as consensus four-star prospects on a five-star scale by 247Sports, ESPN, On3 and Rivals. Sixteen were rated a four-star prospect by at least two of the outlets, while 11 received three-star designation from at least three of those services [seven garnered at least one four-star nod].

Fourteen members of the signing class were designated as offensive players and 13 as defensive players, and all were high schoolers. A record 20 of the Sooners' 27 signees enrolled at OU for the spring semester and participated in team activities.

The Sooners signed three players who were rated as the top recruit in their state or country in Oklahoma defensive end Danny Okoye, Kansas defensive back Michael Boganowski and England offensive lineman Daniel Akinkunmi. Seven prospects were rated among the top 10 nationally at their respective position by at least one recruiting service. 13 signees were rated among the top 15 at their position and 18 were rated among the top 25 at their position.

The state of Texas produced the most OU signees with seven, while Oklahoma produced six and Ohio two. The Sooners signed one player each from Alabama, Arizona, England, Florida, Georgia, Indiana, Kansas, Louisiana, Minnesota, Mississippi, Nevada and North Carolina.

### 2024 OU RECRUITING CLASS

No.	Name	Class	Pos.
72	Josh Aisosa	Fr.	OL
75	Daniel Akinkunmi	Fr.	OL
73	Isaiah Atry-Dent	Fr.	OL
25	Michael Boganowski	Fr.	DB
23	Eli Bowen	Fr.	DB
56	Eugene Brooks	Fr.	OL
24	Ivan Carreon	Fr.	WR
28	KJ Daniels	Fr.	WR
42	Wyatt Gilmore	Fr.	DL
14	Jaydan Hardy	Fr.	DB
9	Michael Hawkins Jr.	Fr.	QB
65	Jayden Jackson	Fr.	DL
12	Devon Jordan	Fr.	DB
7	Zion Kearney	Fr.	WR
84	Davon Mitchell	Fr.	TE
47	James Nesta	Fr.	LB
21	Jeremiah Newcombe	Fr.	DB
16	Danny Okoye	Fr.	DL
45	Mykel Patterson-McDonald	Fr.	DB
55	Eddy Pierre-Louis	Fr.	OL
13	Reggie Powers III	Fr.	DB
81	Zion Ragins	Fr.	WR
21	Xavier Robinson	Fr.	RB
6	Nigel Smith II	Fr.	DL
0	David Stone	Fr.	DL
8	Taylor Tatum	Fr.	RB
12	Brendan Zurbrugg	Fr.	QB

ends coach **Joe Jon Finley** was elevated to co-offensive coordinator. Littrell, who was an offensive analyst for the Sooners in 2023 following a seven-year head coaching stint at North Texas, is OU's quarterbacks coach and serves as offensive play-caller. Finley, in his fourth season on OU's staff, continues to coach tight ends and is playing an increased role in offensive game-planning and oversight.

► In January, Venables announced the hiring of **Zac Alley** as co-defensive coordinator and linebackers coach. Alley joined OU's program after spending the last two seasons as defensive coordinator and linebackers coach at Jacksonville State. He also served the 2021 season in the same capacity at ULM. The 31-year-old is extremely familiar with Venables, having worked under him for four years (2015-18) as a graduate assistant at Clemson when Venables was defensive coordinator and linebackers coach. In those four seasons, with Alley working primarily with the defensive tackles and linebackers, Clemson posted a 55-4 (.932) record (tied with Alabama for the nation's best during that span) and won four Atlantic Coast Conference titles and two national championships (2016 and 2018).

### REVAMPED QB ROOM

► Oklahoma's quarterbacks room looks drastically different than it did last year, with only one returning signal-caller on this year's roster and first-year offensive coordinator **Seth Littrell** serving as quarterbacks coach. The lone returning QB is sophomore **Jackson Arnold**, the 2022-23 Gatorade National Football Player of the Year, who took over for two-year starter and unanimous 2023 first-team All-Big 12 honoree Dillon Gabriel. A graduate transfer, Gabriel, who is now at Oregon, entered the year ranked fourth in FBS history in career touchdowns accounted for (152), seventh in career passing yards (14,865) and eighth in career passing TDs (125).

► Arnold played in seven games as a true freshman last season, completing 44 of 69 passes for 563 yards and four touchdowns, and rushing 31 times for 116 yards and a score. He started in the Alamo Bowl against No. 14 Arizona and threw for 361 yards and a pair of touchdowns. He also played the entire second half at BYU on Nov. 18, directing OU from a 17-17 halftime tie to a 31-24 win.

► **Casey Thompson**, who is believed to be first seventh-year offensive player in OU history, spent four years at Texas, before transferring for one year each to Nebraska and Florida Atlantic. A starter in 23 of his 35 career games, Thompson has completed 63.5% of his passes for 5,338 yards and 52 touchdowns, and has rushed for 191 yards and 10 TDs. His father, Charles, was an OU quarterback from 1986-88 under head coach **Barry Switzer**, and his brother, Kendal, was a Sooners QB from 2011-13 under head coach **Bob Stoops**.

► Freshmen **Michael Hawkins Jr.** and **Brendan Zurbrugg** joined the program as mid-year enrollees in January. Hawkins Jr. was rated as a four-star prospect by ESPN, On3 and Rivals and as the No. 3 dual-threat QB recruit in the country by Rivals and No. 7 by ESPN. His father, Michael, played cornerback for Oklahoma under Stoops in 2002 before spending multiple years in the NFL. Zurbrugg was a consensus three-star prospect who was rated as the No. 18 dual-threat quarterback in 2023 class by ESPN and the No. 30 quarterback overall by On3.

► Redshirt-freshman **Steele Wasel**, from Choctaw, Okla., transferred from Akron.

### QUICK 2023 REWIND

► Oklahoma finished 10-3 in 2023 and tied for second in the Big 12 with a 7-2 league mark. The Sooners made their school-record 25th consecutive bowl appearance (nation's second-longest current streak), facing No. 14 Arizona in the Alamo Bowl in San Antonio, Texas.

► OU's victory total gave it 42 all-time seasons of at least 10 wins, one behind national leader Alabama.

► The Sooners ranked No. 3 nationally in total offense (507.0 ypg) and No. 4 in scoring offense (41.7 ppg). They were the only team in the country to score at least 59 points in four games or more. OU also ranked No. 6 in passing offense (324.8 ypg) and pass efficiency rating (167.5), No. 7 in third-down conversion percentage (49.2) and No. 12 in fourth-down conversion percentage (68.4).

► Super senior **Drake Stoops** and redshirt freshman **Nic Anderson** were one of just five duos from the same team (the only one in the Big 12) to each register double-digit receiving touchdowns (each had 10).

► On the other side of the ball, OU led the country with their 1.5 interceptions per game (20 total pickoffs) and ranked No. 7 in tackles for loss per contest (7.5), No. 14 in opponent third-down conversion percentage (31.1) and No. 17 in pass efficiency defense rating (118.6). It ranked No. 46 in scoring defense (23.5 ppg), which was down considerably from 2022 when it ranked 98th (30.0 ppg).

► OU tied for the national lead with its 11 different players registering at least one interception.

► The Sooners finished No. 2 nationally with 26 takeaways, No. 4 with 2.0 takeaways per game and No. 23

### MOST CONFERENCE TITLES

Oklahoma leads all of college football with its 50 conference championships.

PROGRAM	TITLES
Oklahoma	50
Nebraska	46
Michigan	44
Ohio State	39
USC	37

### CFP APPEARANCES

Oklahoma has made four appearances in the 10-year history of the College Football Playoff, all in the last nine seasons.

PROGRAM	CFPs
Alabama	8
Clemson	6
Ohio State	5
Oklahoma	4
Georgia	3
Michigan	3

### MOST WINS SINCE 2015

PROGRAM	RECORD
1. Alabama	118-12
2. Clemson	111-18
3. Georgia	107-19
4. Ohio State	104-14
5. Oklahoma	97-24
6. Michigan	92-26
7. Appalachian State	89-32
8. Notre Dame	90-29
9. LSU	85-34
Oklahoma State	85-35



**POWER FIVE CONFERENCE TITLES SINCE 2000**

1. Oklahoma	14
2. Ohio State	11
3. Alabama	9
4. Florida State	8
Clemson	8
Oregon	8
7. Michigan	6
USC	6
9. LSU	5
10. Georgia	4
Virginia Tech	4
Washington	4

**FINAL AP TOP-25 APPEARANCES SINCE 2000**

1. Oklahoma	20
Ohio State	20
3. Georgia	18
LSU	18
5. Alabama	17
Clemson	17
7. Florida State	15
Michigan	15
Oregon	15
Texas	15
Wisconsin	15

**HEISMAN FINALISTS SINCE 2000**

1. Oklahoma	10
2. Alabama	9
3. Ohio State	7
4. Florida	5
Stanford	5
USC	5

**ACTIVE BOWL STREAKS**

1. Georgia	27
2. Oklahoma	25
3. Wisconsin	22
4. Alabama	20
5. Clemson	19

**MOST ALL-TIME 11-PLUS-WIN SEASONS**

1. Oklahoma	27
Alabama	27
3. Ohio State	21
4. Penn State	19
5. Florida State	15

**MOST WINS SINCE END OF WWII (1946-PRESENT)**

1. Oklahoma	703
2. Alabama	672
3. Ohio State	664
4. Penn State	647
5. Texas	633
6. Georgia	628
7. Michigan	628
8. Nebraska	611
9. USC	603
10. Notre Dame	597

**MOST TDS SINCE 2015**

1. Alabama (130 games)	685
2. Oklahoma (122 games)	659
3. Ohio State (118 games)	637
4. Clemson (129 games)	619
5. Memphis (120 games)	589

with their +0.46 turnover margin per contest.

► In its 10 wins, OU outscored opponents 98-17 off turnovers. On the year, the Sooners' 111 points off takeaways ranked No. 2 nationally behind national champion Michigan, which had 122 in two more games.

**100TH YEAR OF GAYLORD FAMILY – OKLAHOMA MEMORIAL STADIUM**

► 2024 marks the 100th season of Gaylord Family – Oklahoma Memorial Stadium. OU owns a sparkling 421-86-15 (.821) all-time record at the "Palace on the Prairie" and has faced 94 opponents there (South Carolina and Maine this season will mark the 95th and 96th foes).

► The first game played at the current stadium site, called Owen Field and named after former head coach and athletics director **Bennie Owen** (a charter member of the College Football Hall of Fame), took place in 1923, before stadium construction got underway. On Oct. 17, 1925, the first contest was played in front of the new 16,000-seat west stands, a 7-0 victory over Drake in which **Roy "Goat" Lamb** scored the game's only touchdown on a 2-yard run in muddy conditions.

► Oklahoma Memorial Stadium, named in honor of university personnel who died in World War I, was erected at a cost of \$293,000 and dedicated on Nov. 7, 1925. Almost since its inception, the stadium has been a work in progress, with countless expansions and improvements taking place. Prior to the 2002 season, the stadium was renamed "Gaylord Family – Oklahoma Memorial Stadium" after a generous donation helped complete one of those expansions. Capacity peaked at 83,489 from 2016-18, but dropped to its current figure of 80,126 in 2019 after seat and aisle widening.

**COLLEGE FOOTBALL'S BEST**

► During the modern era of college football (since the end of World War II), the Sooners are the nation's No. 1 team with more wins (703) than any other program (next most is 672 by Alabama).

► Oklahoma has finished in the top 5 of the AP poll a nation-leading 33 times (Ohio State is second with 30).

► OU leads all FBS programs with 50 all-time conference championships. The rest of the top five includes Nebraska (46), Michigan (44), Ohio State (39) and USC (37). The Sooners' 14 league titles since 2000 are the most among Power Five programs (Ohio State ranks second with 11).

► No program has more all-time 11-win seasons than Oklahoma's 27 (Alabama also has 27). And since the start of the 2000 season, OU and Ohio State have produced a nation-leading 18 seasons of at least 10 wins.

► Since former head coach **Bob Stoops** arrived in Norman in 1999, OU leads the country with its 12,894 points scored, which is 547 more than second-place Boise State (12,347) and 879 more than third-place Oregon (12,000).

► OU's 80 consensus All-Americans since 1950 lead the nation (Alabama ranks second with 77 and Ohio State third with 73). Since 2000, OU has produced 30 consensus All-Americans, second only to Alabama.

**EXTRA POINTS**

► Oklahoma has played one opponent (No. 5 Tennessee) ranked in the top 14 of this week's AP poll and has five more such contests on the schedule: vs. No. 1 Texas [in Dallas], vs. No. 4 Alabama, at No. 6 Ole Miss, at No. 11 Missouri and at No. 14 LSU.

► Oklahoma is 4-1 all-time as the No. 21-ranked team in the AP poll (1-1 on the road). OU's last game as the 21st-ranked team was a 41-24 road loss at unranked UCLA in 2005. The Sooners won on the road as the AP's 21st-ranked team at unranked TCU in 1993 (35-3 victory).

► In their 13 wins since the start of the 2023 season, the Sooners have outscored opponents 146-23 off turnovers. In their four losses during the same span, they have been outscored 54-13 off turnovers.

► The season-opening game vs. Temple was OU's first contest since 1987 to finish +6 in turnover margin. The Sooners converted all six takeaways into points (34 total).

► Of the 78 players on OU's week 4 depth chart, 25 (or 32%) were freshmen. That includes 18 true freshmen and seven redshirts. Thirty-two true (22) or redshirt (10) freshmen have played in at least one game this season.

► OU has won its last 87 games when holding opponents to 22 or fewer points. Its last loss under the circumstance came at Nebraska in 2009 (10-3).

► Since the start of the 2012 season, OU is 90-7 when scoring at least 35 points and 79-4 when scoring at

**SOONERS WITH DEGREES**

Sixteen players on OU's roster enter the 2024 season as graduates:

**DL Spencer Brown**  
Advertising management (Michigan State)

**P Luke Elzinga**  
Multidisciplinary studies (Oklahoma)

**DL Trace Ford**  
Business management (Oklahoma State)

**OL Geirean Hatchett**  
Real estate (Washington)

**WR J.J. Hester**  
Sociology (Oklahoma)

**OL Branson Hickman**  
Sports performance leadership (SMU)

**K Tyler Keltner**  
Business management (Florida State)

**LS Ethan Lane**  
Mechanical engineering (Oklahoma)

**WR Major Melson**  
Sports business (Oklahoma)

**K/P Josh Plaster**  
Psychology (Oklahoma)

**Davon Sears**  
Multidisciplinary studies (Oklahoma)

**K Zach Schmit**  
Chemical engineering (Oklahoma)

**OL Michael Tarquin**  
Criminology (USC)

**DL Da'Jon Terry**  
Communications (Tennessee)

**Casey Thompson**  
Sport management (Texas)  
Master's in applied science (Nebraska)

**Woodi Washington**  
Communications (Oklahoma)

# GAYLORD FAMILY OKLAHOMA MEMORIAL STADIUM



OU's \$160 million stadium renovation and modernization project bowed in the south end of the facility and added premium seating and a 62-foot-by-38-foot video board.

## OKLAHOMA'S PALACE ON THE PRAIRIE TURNS 100

► Gaylord Family – Oklahoma Memorial Stadium, one of America's most recognized college football cathedrals, is hosting football games for the 100th year this season. Situated on the east side of the Norman campus, this historical facility is the largest sports arena in the state and ranks among the 18 largest on-campus facilities in the nation.

► In 1921, University of Oklahoma students started a movement for construction of a student union. By 1925, the idea had grown to include a combined football stadium/student union. In the original architect's drawings, the north end of the proposed structure was strikingly similar to the present Oklahoma Memorial Union, which eventually was constructed separately when head coach and athletics director Bennie Owen suggested it would be best to raise funds for a union and a stadium.

► The field is named Owen Field after Owen, who became a charter member of the National Football Hall of Fame. The first game played at the site took place Oct. 20, 1923 (a 63-7 win over Washington, Mo.).

► In 1925, the first contest was played in front of the new stands on the west side of the field. The 16,000-seat Oklahoma Memorial Stadium, named in honor of University personnel who died in World War I, was erected at a cost of approximately \$293,000.

► Expansions increased the stadium's capacity to 32,000 (1929), 55,000 (1949), 61,836 (1957), 71,187 (1975), 75,004 (1980), 72,765 (1998), 82,112 (2003) and 83,489 (2016). With 2019's widening of aisles and some seats, capacity dropped to 80,126.

► In July, 1970 the original natural grass surface was removed and artificial turf was installed. That tartan turf was replaced with super turf before the 1981 season. Owen Field returned to grass in 1994.

## RECENT RENOVATION

► The OU Board of Regents approved a proposal from OU Athletics on June 25, 2014, to proceed with the development of plans and projects for a major renovation and modernization of the stadium at an estimated cost of \$160 million. The project was carried out entirely from Athletics Department-generated capital funds, bond funds and other private sources.

► The first phase of the building project was completed prior to the 2016 home opener with a focus on the south end zone. The most visible aspect is a completed south end zone seating bowl, a feature that initially increased the seating capacity to 83,489. The addition of handrails and some seat and aisle widening in 2019 reduced capacity to 80,126.

► The seating bowl features an expanded concourse, additional restrooms and concessions, and other amenities. The new structure features 22 suites, 60 open-air loge boxes and 1,976 club seats. Club patrons also benefit from two new clubs.

► Among the most unique features of the new south end zone facility are a pair of open-air fan plazas, one each in the southwest and southeast corners. They each measure at slightly more than 3,000 square feet each and feature a view directly to the game field.

► All student-athlete services in the new building were moved to the ground floor. That space includes a spacious locker room, strength and conditioning area, training room, nutrition center, meeting rooms and the equipment operation. The third floor of the building houses all of the football offices and the team's video department.

► The weight room nearly tripled in size to 26,600 square feet and includes a 70-yard turfed, indoor speed and agility training area. The athletic training room also grew substantially to nearly 10,000 square feet.

► A significantly larger and more more detailed video board replaced the old video board above the north end zone for 2018. The board is 62 feet x 38 feet (2,356 square feet).

## STADIUM QUICK FACTS

First Game:	Oct. 17, 1925 (beat Drake 7-0)
OU's Stadium Record:	421-87-15 (.819)
Capacity:	80,126
Surface:	Natural Grass
Record Crowd:	88,308 (11/11/17 vs. TCU)
Field Name:	Owen Field
First Game:	Oct. 20, 1923 (beat Washington [Mo.] 62-7)
OU's Owen Field Record:	424-91-16 (.814)

## OU'S STADIUM BESTS

### INDIVIDUAL

Rushing Yards:	427, Samaje Perine vs. Kansas, 2014
Passing Yards:	500, Landry Jones vs. Okla. State, 2012
Receiving Yards:	208, Ryan Broyles vs. Colorado, 2010
Tackles:	28, Kenneth Murray vs. Army, 2018
Interceptions:	3 (three players)
Sacks:	5, Cedric Jones vs. Texas Tech, 1994

### TEAM

Rushing Yards:	768 vs. Kansas State, 1988
Passing Yards:	512 vs. Oklahoma State, 2012
Total Yards:	829 vs. Kansas State, 1988
Points:	79 vs. North Texas, 2007
First Downs:	44 vs. Oklahoma State, 2012





# BRENT VENABLES

**NAMED OU'S 23RD HEAD COACH DEC. 5, 2021 • FORMER K-STATE/OKLAHOMA/CLEMSON ASSISTANT THREE NATIONAL CHAMPIONSHIPS (ONE WITH OKLAHOMA, TWO WITH CLEMSON) EIGHT NATIONAL CHAMPIONSHIP GAME APPEARANCES • COACHED IN 34 BOWL GAMES 13 CONFERENCE CHAMPIONSHIPS • THREE-TIME BROYLES AWARD FINALIST (2016 WINNER)**

**A** former 13-year University of Oklahoma assistant coach who won a national championship with the Sooners and two more with Clemson University during an ultra-successful 10-year stint as defensive coordinator, Brent Venables was named OU's 23rd head football coach on Dec. 5, 2021, and has coached the Sooners to a 17-10 record in his two-plus seasons.

Venables' 2023 Sooners went 10-3 overall and finished in second place in the Big 12 (7-2). They ranked third nationally in total offense (507.0 ypg) and fourth in scoring offense (41.7 ppg) and led the country in defensive interceptions per game (1.5).

The 53-year-old Venables served as co-defensive coordinator and linebackers coach at Oklahoma from 1999-2003 and as associate head coach, defensive coordinator and linebackers coach from 2004-11 under former head coach Bob Stoops. Venables has coached in eight national championship games between his time at OU and Clemson, winning titles with the Sooners in 2000 and Tigers in 2016 and 2018. In 26 years as a full-time assistant coach, Venables' teams produced 26 winning seasons, won 13 conference titles, went to 30 bowl games (includes four College Football Playoff National Championship games) and won at least 10 games 22 times.

After joining Clemson prior to the 2012 season, Venables constructed one of the nation's top defenses. From 2012-2021, the Tigers ranked first nationally in sacks (445; next most was 392) and opponent third-down conversion percentage (30.2), second in opponent pass efficiency rating (111.1) and takeaways (244; tied), third in scoring defense (17.8 ppg) and opponent completion percentage (53.3), fourth in total defense (311.4 ypg) and pass defense (190.5 ypg), fifth in interceptions (148) and sixth in rushing defense (120.9 ypg). They won league titles each year from 2015-20.

Since 2000, Venables has coached eight national award winners and 16 consensus All-Americans. In that time, 61 defensive players under his guidance have been selected in the NFL Draft (12 first-rounders), including 18 linebackers, two of whom were first-round picks.

As a defensive coordinator and linebackers coach, Venables produced winners of three Butkus Awards (OU's Rocky Calmus in 2001 and Teddy Lehman in 2003, and CU's Isaiah Simmons in 2019), two Nagurski Awards (OU's Roy Williams in 2001 and Derrick Strait in 2003), two Thorpe Awards (Williams in 2001 and Strait in 2003) and one Bednarik Award (Lehman in 2003). And in 2018, Clemson defensive tackle Christian Wilkins became the school's first winner of William V. Campbell Trophy, also known as the "Academic Heisman."

Venables has received national accolades for his coaching and recruiting, including the Frank Broyles Award in 2016 as the nation's top assistant coach after being a finalist in 2015. He was FootballScoop's Defensive Coordinator of the Year in 2014 and Rivals.com's Recruiter of the Year in 2015.

Venables' defensive units were remarkably consistent during his 10 years with the Tigers. Each of his last eight Clemson defenses ranked in the top 15 nationally in yards allowed and seven of the last eight ranked in the top 20 in points allowed. Over his last eight years there, his units ranked first (in 2014), 10th, eighth, fourth, fifth, sixth, 15th and ninth (in 2021) in total defense. Additionally, his units ranked first or second in the ACC in total defense each of his last eight years (ranked first in six of those seasons).

Under Venables' tutelage in 2021, Clemson ranked second nationally in scoring defense (15.0 ppg) and red zone defense (62.1 conversion percentage), fourth in sacks (3.4 per game), eighth in rushing defense (98.8 ypg) and ninth in total defense (308.4 ypg).

## THE VENABLES FILE

Hometown ..... Salina, Kan.  
 High School ..... Salina South, 1989  
 College ..... Kansas State, 1992  
 Family ..... Wife, Julie  
 ..... Sons, Jake and Tyler  
 ..... Daughters, Laney and Addie

## AS AN ASSISTANT COACH

Years ..... 28  
 Combined Record ..... 309-68  
 Head Coaching Record ..... 19-11  
 Conference Championships ..... 13  
 National Championships ..... 3  
 National Championship Game Appearances ..... 8

Venables' 2020 Clemson defense tied for the national lead with 46 sacks, despite no player producing more than 4.5 sacks individually. His 2019 unit allowed fewer than 300 yards of total offense in each of its first 12 games, the first defense nationally since at least 1996 to accomplish that feat. Clemson held 16 straight opponents to 20 or fewer points across the 2018-19 seasons, the school's longest streak since the 1937-40 campaigns.

Clemson's 2018 squad led the nation in scoring defense (13.1 ppg) for the first time in school history and set a program record by recording 54 sacks.

Venables' Clemson defenses ranked among the top 10 nationally in sacks each year from 2014-21 and ranked in the top 10 in tackles for loss from 2013-20. The units led the nation in TFLs every year from 2013-16.

From 1999-2011, Venables helped OU to the 2000 national championship, three other national championship game appearances (2003, '04 and '08) and seven Big 12 titles. He was a finalist for the Broyles Award in 2006 when the Sooners led the Big 12 in total defense and scoring defense.

Oklahoma linebackers under Venables earned three Big 12 Defensive Player of the Year awards, five Big 12 Defensive Newcomer of the Year accolades and six first-team All-America honors. Ten of his OU linebackers — and 31 defensive players overall — were taken in the 2000-12 NFL Drafts.

While Venables was an Oklahoma assistant, the Sooners ranked among the top 16 nationally in total defense eight times (including each year from 2000-06) and among the top 20 in scoring defense eight times. OU led the Big 12 in scoring defense on four occasions (2000, '04, '06 and '11) and topped the conference in total defense three times (2003, '04, and '06).

Prior to joining Stoops' first staff at OU, Venables coached linebackers at Kansas State (1996-98), serving as defensive running game coordinator in 1998, and was a graduate assistant at K-State under Bill Snyder from 1993-95.

As a player at Kansas State (1991-92), Venables earned honorable mention All-Big Eight honors in 1992 after registering 124 tackles. He began his collegiate playing career at Garden City (Kan.) Community College (1989-90), where he earned All-America honors after recording 276 tackles and was inducted into the school's athletics hall of fame in April 2023.

A native of Salina, Kan., Venables received his bachelor's degree in political science from Kansas State in 1992. He and his wife Julie have four children: sons Jake and Tyler and daughters Laney and Addie.

## COACHING HISTORY

- 2022-: Oklahoma**  
Head Coach
- 2018-21: Clemson**  
Associate Head Coach, Defensive Coordinator, Linebackers
- 2012-17: Clemson**  
Defensive Coordinator, Linebackers
- 2004-11: Oklahoma**  
Associate Head Coach, Defensive Coordinator, Linebackers
- 1999-03: Oklahoma**  
Co-Defensive Coordinator, Linebackers
- 1998: Kansas State**  
Linebackers/Defensive Run Game Coord.
- 1996-97: Kansas State**  
Linebackers
- 1993-95: Kansas State**  
Graduate Assistant

## BOWLS COACHED (34)

Year	Bowl	School
2023	Alamo	Oklahoma
2022	Cheez-It	Oklahoma
2020	Sugar (CFP)	Clemson
2019	CFP NCG	Clemson
2019	Fiesta (CFP)	Clemson
2018	CFP NCG	Clemson
2018	Cotton (CFP)	Clemson
2017	Sugar (CFP)	Clemson
2016	CFP NCG	Clemson
2016	Fiesta (CFP)	Clemson
2015	CFP NCG	Clemson
2015	Orange (CFP)	Clemson
2014	Russell Athletic	Clemson
2013	Orange	Clemson
2012	Chick-fil-A	Clemson
2011	Insight	Oklahoma
2010	Fiesta	Oklahoma
2009	Sun	Oklahoma
2008	BCS NCG	Oklahoma
2007	Fiesta	Oklahoma
2006	Fiesta	Oklahoma
2005	Holiday	Oklahoma
2004	Orange (BCS NCG)	Oklahoma
2003	Sugar (BCS NCG)	Oklahoma
2002	Rose	Oklahoma
2001	Cotton	Oklahoma
2000	Orange (BCS NCG)	Oklahoma
1999	Independence	Oklahoma
1998	Alamo	Kansas State
1997	Fiesta	Kansas State
1996	Cotton	Kansas State
1995	Holiday	Kansas State
1994	Aloha	Kansas State
1993	Copper	Kansas State



# OKLAHOMA COACHING STAFF



**Brent Venables**  
Head Coach



**Zac Alley**  
Co-Defensive Coordinator/  
Linebackers



**Todd Bates**  
Associate Head Coach/  
Co-Defensive Coord./Run  
Defense/Defensive Tackles



**Bill Bedenbaugh**  
Offensive Line



**Miguel Chavis**  
Defensive Ends



**Joe Jon Finley**  
Co-Offensive Coordinator/  
Tight Ends



**Brandon Hall**  
Safeties



**Emmett Jones**  
Passing Game Coordinator/  
Wide Receivers



**Seth Littrell**  
Offensive Coordinator/  
Quarterbacks



**DeMarco Murray**  
Running Backs



**Jay Valai**  
Assistant Head Coach for  
Defense/Co-Defensive  
Coordinator/Pass Defense/  
Cornerbacks and Nickelbacks



**Jerry Schmidt**  
Director of Sports  
Enhancement and Strength  
and Conditioning

# DEPTH CHART (As of Tennessee game)

## OFFENSE

<b>QB</b>	11	Jackson Arnold (6-1, 210, So.)
	9	Michael Hawkins Jr. (6-1, 196, Fr.)
	16	Casey Thompson (6-0, 200, R-Sr. ^)
<b>RB</b>	27	Gavin Sawchuk (5-11, 197, R-So.) <b>OR</b>
	2	Jovantae Barnes (6-0, 207, Jr.)
	20	Sam Franklin (5-10, 199, R-Jr.) <b>OR</b>
	8	Taylor Tatum (5-10, 206, Fr.)
	0	Kalib Hicks (5-11, 209, R-Fr.)
<b>TE</b>	10	Bauer Sharp (6-4, 243, R-Jr.) <b>OR</b>
	87	Jake Roberts (6-4, 253, Sr. ^)
	19	Kade McIntyre (6-3, 227, R-Fr.) <b>OR</b>
	18	Kaden Helms (6-5, 238, R-So.)
<b>WR</b>	15	Brenen Thompson (5-9, 168, Jr.) <b>OR</b>
	4	Nic Anderson (6-4, 216, R-So.)
	5	Andrel Anthony (6-1, 186, Sr.)
<b>LT</b>	70	Michael Tarquin (6-6, 313, R-Sr. ^)
	71	Logan Howland (6-6, 309, R-Fr.)
<b>LG</b>	76	Jacob Sexton (6-6, 323, Jr.)
	77	Heath Ozaeta (6-5, 316, R-Fr.) <b>OR</b>
	55	Eddy Pierre-Louis (6-3, 304, Fr.)
<b>C</b>	51	Branson Hickman (6-2, 291, R-Sr.) <b>OR</b>
	52	Troy Everett (6-3, 310, R-Jr.) <b>OR</b>
	64	Joshua Bates (6-3, 309, R-Fr.)
<b>RG</b>	54	Febechi Nwaiwu (6-4, 339, R-Jr.)
	55	Eddy Pierre-Louis (6-3, 304, Fr.)
	56	Eugene Brooks (6-3, 336, Fr.)
<b>RT</b>	79	Jake Taylor (6-6, 301, R-So.) <b>OR</b>
	58	Spencer Brown (6-6, 330, R-Sr. ^)
	73	Isaiah Autry-Dent (6-6, 304, Fr.)
<b>SLOT</b>	6	Deion Burks (5-9, 194, R-Jr.)
	17	Jaquaize Pettaway (5-10, 194, So.)
	88	Jacob Jordan (5-9, 186, Fr.) <b>OR</b>
	28	KJ Daniels (5-9, 161, Fr.)
<b>WR</b>	13	J.J. Hester (6-4, 203, R-Sr.)
	7	Zion Kearney (6-1, 206, Fr.)
	81	Zion Ragins (5-8, 150, Fr.)

## DEFENSE

<b>DE</b>	40	Ethan Downs (6-4, 263, Sr.)
	90	Caiden Woullard (6-4, 264, Sr.) <b>OR</b>
	34	Adepoju Adebawore (6-4, 253, So.)
<b>DT</b>	65	Jayden Jackson (6-2, 312, Fr.)
	56	Gracen Halton (6-2, 285, Jr.)
	0	David Stone (6-3, 295, Fr.) <b>OR</b>
	96	Davon Sears (6-2, 297, R-Sr. ^)
<b>NT</b>	52	Damonic Williams (6-1, 312, Jr.) <b>OR</b>
	95	Da'Jon Terry (6-3, 330, R-Sr. ^)
	55	Ashton Sanders (6-1, 297, R-Fr.)
<b>DE</b>	32	R Mason Thomas (6-2, 243, Jr.)
	30	Trace Ford (6-2, 252, R-Sr. ^)
	44	Taylor Wein (6-4, 265, R-Fr.) <b>OR</b>
	16	Danny Okoye (6-3, 245, Fr.)
<b>MIKE</b>	28	Danny Stutsman (6-4, 243, Sr.)
	11	Kobie McKinzie (6-2, 242, R-So.) <b>OR</b>
	7	Jaren Kanak (6-2, 232, Jr.)
<b>WILL</b>	10	Kip Lewis (6-1, 215, R-So.) <b>OR</b>
	20	Lewis Carter (6-0, 224, So.) <b>OR</b>
	1	Dasan McCullough (6-5, 235, Jr.)
<b>CHEETAH</b>	15	Kendel Dolby (5-11, 190, Sr.)
	24	Sammy Omosigho (6-2, 229, So.)
	13	Reggie Powers III (5-11, 211, Fr.)
<b>CB</b>	26	Kani Walker (6-2, 206, R-Jr.) <b>OR</b>
	5	Woodi Washington (5-11, 191, R-Sr. ^)
	23	Eli Bowen (5-9, 187, Fr.)
<b>SS</b>	2	Billy Bowman Jr. (5-10, 194, Sr.)
	14	Jaydan Hardy (5-10, 185, Fr.) <b>OR</b>
	13	Reggie Powers III (5-11, 211, Fr.)
<b>FS</b>	22	Peyton Bowen (6-0, 199, So.) <b>OR</b>
	3	Robert Spears-Jennings (6-1, 219, Jr.)
	25	Michael Boganowski (6-2, 214, Fr.)
<b>CB</b>	4	Dez Malone (6-0, 203, Sr. ^) <b>OR</b>
	9	Gentry Williams (6-0, 187, Jr.) <b>OR</b>
	19	Jacobe Johnson (6-2, 202, So.)

## SPECIALISTS

<b>K</b>	98	Tyler Keltner (5-11, 180, R-Sr. ^) <b>OR</b>	<b>KR</b>	2	Billy Bowman Jr. (5-10, 194, Sr.)	<b>H</b>	36	Josh Plaster (6-0, 185, R-Sr. ^)
	34	Zach Schmit (5-10, 194, R-Sr.)		3	Jalil Farooq (6-1, 208, Sr.)		48	Luke Elzinga (6-4, 223, R-Sr. ^)
	35	Liam Evans (5-7, 180, Fr.)		6	Deion Burks (5-9, 194, R-Jr.) <b>OR</b>		9	Michael Hawkins Jr. (6-1, 196, Fr.)
	36	Josh Plaster (6-0, 185, R-Sr. ^)		20	Sam Franklin (5-10, 199, R-Jr.)			
<b>P</b>	48	Luke Elzinga (6-4, 223, R-Sr. ^)	<b>PR</b>	22	Peyton Bowen (6-0, 199, So.)			
	31	Ashton Logan (6-2, 217, R-So.)		2	Billy Bowman Jr. (5-10, 194, Sr.)			
	36	Josh Plaster (6-0, 185, R-Sr. ^)		4	Dez Malone (6-0, 203, Sr. ^)			
<b>KO</b>	34	Zach Schmit (5-10, 194, R-Sr.)	<b>LS</b>	50	Ben Anderson (6-5, 235, R-So.)			
	98	Tyler Keltner (5-11, 180, R-Sr. ^)		58	Ethan Lane (5-11, 230, R-Sr.)			
	35	Liam Evans (5-7, 180, Fr.)						

^ Indicates "super senior" (was also a senior in 2023)



# PLAYERS TO WATCH

## OFFENSE

<p><b>QB • JACKSON ARNOLD (6-1, 210, So., Denton, Texas)</b> <b>11</b></p> <ul style="list-style-type: none"> <li>▶ Lone 5 starts have come in OU's last 5 games.</li> <li>▶ Has completed 60% of his passes this season (7 TDs and 3 INT).</li> <li>▶ Team's co-leader with 138 rushing yards (3.4 per carry) and 2 TDs.</li> <li>▶ 2022-23 Gatorade National Player of the Year at Denton Guyer High School.</li> </ul>
<p><b>QB • MICHAEL HAWKINS JR. (6-1, 196, Fr., Dallas, Texas)</b> <b>9</b></p> <ul style="list-style-type: none"> <li>▶ Entered Tennessee game late in first half and played rest of contest.</li> <li>▶ Completed 11 of 18 passes for 132 yards, 1 TD and 0 INTs vs. No. 6 Volunteers.</li> <li>▶ Has completed 13 of 22 passes (59%) for 149 yards, 1 TD and 0 INTs on season.</li> <li>▶ 4-star recruit who was rated as country's No. 3 dual-threat QB by Rivals.</li> </ul>
<p><b>RB • JOVANTAE BARNES (6-0, 207, Jr., Las Vegas, Nev.)</b> <b>2</b></p> <ul style="list-style-type: none"> <li>▶ Leads running backs with 39 carries and 138 rush yards (3.5 avg. and 1 TD).</li> <li>▶ Missed 5 of team's 13 games last year due to injury (had 140 rushing yards, 1 TD).</li> <li>▶ Played in 11 games as a freshman in 2022 and rushed for 519 yards (4.5 per carry) and 5 TDs (started vs. Florida State in Cheez-It Bowl and ran 27 times for 108 yards).</li> </ul>
<p><b>TE • BAUER SHARP (6-4, 243, R-Jr., Dothan, Ala.)</b> <b>10</b></p> <ul style="list-style-type: none"> <li>▶ Has started first 4 games this season (14 catches for 116 yards and 1 TD [Temple]).</li> <li>▶ Transfer from Southeastern Louisiana (40 catches for 366 yards and 4 TDs there).</li> <li>▶ Also rushed 35 times for 216 yards and 5 TDs in his 2 years at SE Louisiana.</li> <li>▶ Began collegiate career as a quarterback and switched to TE in spring 2022.</li> </ul>
<p><b>TE • JAKE ROBERTS (6-4, 253, Sr. ^, Norman, Okla.)</b> <b>87</b></p> <ul style="list-style-type: none"> <li>▶ Made first OU start Sept. 7 vs. Houston; 3 catches for 51 yards and 11-yard TD.</li> <li>▶ Played 2023 season at Baylor (3 starts in 12 games; 23 catches/231 yards/1 TD).</li> <li>▶ Spent first 3 years at North Texas under head coach Seth Littrell, who is OU's first-year offensive coordinator (22 starts in 37 games; 43 catches/541 yards/3 TDs).</li> </ul>
<p><b>WR • DEION BURKS (5-9, 194, R-Jr., Inkster, Mich.)</b> <b>6</b></p> <ul style="list-style-type: none"> <li>▶ Has 26 catches, a school record for the first 4 games of a Sooner career.</li> <li>▶ Ranks 2nd in SEC and 13th nationally with his 26 receptions.</li> <li>▶ All 3 of his TD catches this season came in first half of season opener vs. Temple.</li> <li>▶ Started all 12 games last year at Purdue; had 629 yards on 47 catches (7 TDs).</li> </ul>
<p><b>WR • BRENNEN THOMPSON (5-9, 168, Jr., Spearman, Texas)</b> <b>15</b></p> <ul style="list-style-type: none"> <li>▶ Has started first 4 games this season (first starts of career).</li> <li>▶ Has 8 catches for 76 yards and one TD (10-yarder vs. Houston).</li> <li>▶ Played in 6 games at OU last year (7 catches for 241 yards and 2 TD; 34.4 ypc).</li> <li>▶ Transferred from Texas where he played in 9 games in 2022 as a frosh (1 catch).</li> </ul>
<p><b>OL • MICHAEL TARQUIN (6-6, 313, R-Sr. ^, Ocala, Fla.)</b> <b>70</b></p> <ul style="list-style-type: none"> <li>▶ Started Temple, Tulane and Tennessee games at RT, Houston contest at LT.</li> <li>▶ Played at USC during 2023 season (8 starts at right tackle in his 11 games).</li> <li>▶ Spent 2019-22 seasons at Florida (10 starts in his 34 contests).</li> <li>▶ Rated by ESPN as nation's No. 173 overall prospect as a high school senior.</li> </ul>
<p><b>OL • JACOB SEXTON (6-6, 323, Jr., Edmond, Okla.)</b> <b>76</b></p> <ul style="list-style-type: none"> <li>▶ Started at LT vs. Temple and Tennessee and at LG vs. Houston and Tulane.</li> <li>▶ Played in 7 of team's 13 games in 2023 and started last 4 games at right tackle.</li> <li>▶ Played in 10 of team's 13 games in 2022 as a true freshman (started at LT in bowl).</li> <li>▶ Consensus 4-star recruit out of high school; ranked No. 221 overall by Rivals.</li> </ul>
<p><b>C • BRANSON HICKMAN (6-2, 291, R-Sr., McKinney, Texas)</b> <b>51</b></p> <ul style="list-style-type: none"> <li>▶ Started opener at center before leaving in 1st half; returned to start vs. Tennessee.</li> <li>▶ Transfer from SMU where he started in 33 of his 37 games at center.</li> <li>▶ Started all 26 of his games the last two seasons for Mustangs.</li> <li>▶ A 2023 second-team All-American Athletic Conference selection.</li> </ul>
<p><b>OL • FEBECHI NWAIWU (6-4, 339, R-Jr., Coppell, Texas)</b> <b>54</b></p> <ul style="list-style-type: none"> <li>▶ Has started season's first 4 games at right guard.</li> <li>▶ Transfer from North Texas where he played in 24 games and made 19 starts.</li> <li>▶ Started 7 of his 10 games in 2023 (2 at right tackle and 5 at right guard).</li> <li>▶ A 2nd-team freshman All-American and C-USA All-Frosh Team member in 2022.</li> </ul>
<p><b>OL • JAKE TAYLOR (6-6, 301, R-So., Las Vegas, Nev.)</b> <b>76</b></p> <ul style="list-style-type: none"> <li>▶ In 3rd season w/ OU; made 1st career start vs. Houston (RT); DNP last 2 games.</li> <li>▶ Played in 4 games last season in a backup role and redshirted.</li> <li>▶ Saw action in 8 games in 2022 as a true freshman at right guard.</li> <li>▶ A consensus 4-star recruit out of high school; top player in Nevada by On3.</li> </ul>
<p><b>K • TYLER KELTNER (5-11, 180, R-Sr. ^, Tallahassee, Fla.)</b> <b>98</b></p> <ul style="list-style-type: none"> <li>▶ SEC Special Teams POW vs. Temple; 3 for 3 on FGs (long of 50), 6 for 6 on PATs.</li> <li>▶ Transferred from Florida State where saw action in 1 game in 2023.</li> <li>▶ Played first 4 years at ETSU; school's all-time leader in FGs, PATs, points by kicker.</li> <li>▶ Is 62 for 81 (.765) on career FGs and 144 for 145 PATs (miss came after penalty).</li> </ul>

## DEFENSE

<p><b>DE • ETHAN DOWNS (6-4, 263, Sr., Weatherford, Okla.)</b> <b>40</b></p> <ul style="list-style-type: none"> <li>▶ Fourth-year Sooner who has started all 29 of his games since start of 2022.</li> <li>▶ Two-time second-team All-Big 12 selection (2022 and '23).</li> <li>▶ OU's active leader in sacks (10.5); second with 25.0 tackles for loss.</li> <li>▶ Led Sooners and ranked 4th in Big 12 in 2022 with 13.5 TFLs.</li> </ul>
<p><b>DT • GRACEN HALTON (6-2, 285, Jr., San Diego, Calif.)</b> <b>56</b></p> <ul style="list-style-type: none"> <li>▶ Earned first career start vs. Tulane in week 3.</li> <li>▶ Named SEC D-Lineman of the Week vs. Houston (2.0 TFLs, 1.0 sack and safety).</li> <li>▶ Entered 2024 with 4.5 career TFLs and 0 sacks but has 3.5 and 2.5 this season.</li> <li>▶ Consensus 4 star-recruit; totaled 21 tackles in 21 games last 2 seasons for OU.</li> </ul>
<p><b>NT • DAMONIC WILLIAMS (6-1, 312, Jr., Torrance, Calif.)</b> <b>52</b></p> <ul style="list-style-type: none"> <li>▶ Has started first 4 games and has logged 11 tackles, 2.0 TFLs, 1.0 sack, QB hurry.</li> <li>▶ Transferred from TCU in summer after 2 seasons and 27 starts there.</li> <li>▶ Totaled 9.5 tackles for loss and 4.5 sacks for Horned Frogs.</li> <li>▶ 2022 true freshman All-American (247Sports) when TCU played for national title.</li> </ul>
<p><b>DE • R MASON THOMAS (6-2, 243, Jr., Fort Lauderdale, Fla.)</b> <b>32</b></p> <ul style="list-style-type: none"> <li>▶ First 3 career starts have come this season; has team highs of 3.5 sacks, 4.5 TFLs.</li> <li>▶ Had 3.0 sacks, forced fumble and recovery, a PBU and QB hurry vs. Tulane to earn Bronko Nagurski National Defensive Player of the Week honors.</li> <li>▶ Entered season with 19 career games played, 16 tackles, 3.5 TFLs and 1.5 sacks.</li> </ul>
<p><b>MLB • DANNY STUTSMAN (6-4, 243, Sr., Windermere, Fla.)</b> <b>28</b></p> <ul style="list-style-type: none"> <li>▶ Preseason first-team All-American (ESPN, The Athletic, Walter Camp).</li> <li>▶ 2023 All-American (Walter Camp [second team]; AP [third team]).</li> <li>▶ Has started all 29 of his games going back to 2022 season (missed 1 last year).</li> <li>▶ OU's active leader with 29.5 TFLs; also has 7.0 sacks and 3 interceptions (1 TD).</li> </ul>
<p><b>WLB • KIP LEWIS (6-1, 215, R-So., Carthage, Texas)</b> <b>10</b></p> <ul style="list-style-type: none"> <li>▶ Started last 5 games of 2023 and 3 of 4 in 2024 (has 16 tackles this season).</li> <li>▶ 2023 honorable mention All-Big 12 pick; ranked 2nd on team with 66 tackles.</li> <li>▶ Logged 3.5 TFLs, 1.0 sack and a fumble recovery last season.</li> <li>▶ A consensus 4-star prospect out of high school and No. 15 linebacker by Rivals.</li> </ul>
<p><b>CHEETAH • SAMMY OMOSIGHO (6-2, 229, So., Heartland, Texas)</b> <b>24</b></p> <ul style="list-style-type: none"> <li>▶ Tied for 3rd on team with 16 tackles (has 2.5 TFLs and a QB hurry).</li> <li>▶ Has yet to start a game in his career.</li> <li>▶ Played in 10 games last season and logged 7 tackles.</li> <li>▶ Consensus 4-star recruit and top-200 national prospect.</li> </ul>
<p><b>CB • KANI WALKER (6-2, 206, R-Jr., Suwanee, Ga.)</b> <b>26</b></p> <ul style="list-style-type: none"> <li>▶ Has started all 4 games; 12 tackles, 1 TFL, 1 INT (10 yards) and team-high 4 PBUs.</li> <li>▶ Started 3 of his 10 games last year; 24 tackles, 1 INT, 1 forced fumble/recovery.</li> <li>▶ Saw limited time in his 6 games in 2022.</li> <li>▶ Played in 4 games at Louisville as a true frosh in 2021 but did not register a stat.</li> </ul>
<p><b>CB • DEZ MALONE (6-0, 203, Sr. ^, Fresno, Calif.)</b> <b>4</b></p> <ul style="list-style-type: none"> <li>▶ Has started 3 of 4 games (has 7 tackles, 1.0 TFL and 1 PBU).</li> <li>▶ Transfer from San Diego State; started 23 of his 25 games the last 2 seasons.</li> <li>▶ Registered 90 tackles, 3.0 TFLs, 1.0 sack, 4 interceptions a forced fumble and 7 pass breakups the last 2 seasons at SDSU.</li> </ul>
<p><b>CB • WOODI WASHINGTON (5-11, 191, R-Sr. ^, Murfreesboro, Tenn.)</b> <b>5</b></p> <ul style="list-style-type: none"> <li>▶ The only sixth-year Sooner on the roster.</li> <li>▶ Has started 2 of his 3 games; has 9 tackles (6 were vs. Houston).</li> <li>▶ Has started 39 career games including 31 of his last 32.</li> <li>▶ OU's active leader with 19 pass breakups and is second with 5 interceptions.</li> </ul>
<p><b>SS • BILLY BOWMAN JR. (5-10, 194, Sr., Denton, Texas)</b> <b>2</b></p> <ul style="list-style-type: none"> <li>▶ Leads current Sooners with 10 career interceptions (1 this season vs. Tulane).</li> <li>▶ AP preseason second-team All-American and preseason first-team All-SEC pick.</li> <li>▶ Earned first-team All-American honors from CBS Sports/247 Sports in 2023.</li> <li>▶ Led nation and set OU records with 3 pick-sixes and 238 INT return yards in 2023.</li> </ul>
<p><b>FS • ROBERT SPEARS-JENNINGS (6-1, 219, Jr., Broken Arrow, Okla.)</b> <b>3</b></p> <ul style="list-style-type: none"> <li>▶ Has started last 2 games and totaled team-high 20 tackles (13 vs. Tennessee).</li> <li>▶ Ranks second on team with 29 tackles; has 2.5 TFLs, 1.0 sack, INT, 2 FF, FR.</li> <li>▶ Played in 12 games last year (2 starts) and had 38 tackles (1.0 TFL) and a PBU.</li> <li>▶ Consensus 4-star recruit and top-10 player in Oklahoma as a high school senior.</li> </ul>
<p><b>P • LUKE ELZINGA (6-4, 223, R-Sr. ^, Grand Rapids, Mich.)</b> <b>48</b></p> <ul style="list-style-type: none"> <li>▶ Averaging 45.5 yards on his 24 punts (long of 63; 11 inside 20; 8 fair catches).</li> <li>▶ Took over full-time punting responsibilities midway through last season.</li> <li>▶ Transfer from Central Michigan where he was primary punter for 3 seasons.</li> <li>▶ A 3-time All-Mid-American Conference pick and 3-time all-academic performer.</li> </ul>

No.	Player	Pos.	Ht.	Wt.	Yr.	Hometown (Previous School)
0	Kalib Hicks	RB	5-11	213	R-Fr.	Denton, Texas (Ryan HS)
0	David Stone	DL	6-3	295	Fr.	Del City, Okla. (IMG Academy [Fla.])
1	Jayden Gibson**	WR	6-5	197	Jr.	Winter Garden, Fla. (West Orange HS)
1	Dasan McCullough*	LB	6-5	235	Jr.	Bloomington, Ind. (Indiana University)
2	Jovantae Barnes**	RB	6-0	207	Jr.	Las Vegas, Nev. (Desert Pines HS)
2	Billy Bowman Jr.***	DB	5-10	194	Sr.	Denton, Texas (Ryan HS)
3	Jalil Farooq***	WR	6-1	208	Sr.	Lanham, Md. (Dr. Henry A. Wise Jr. HS)
3	Robert Spears-Jennings**	DB	6-1	219	Jr.	Broken Arrow, Okla. (Broken Arrow HS)
4	Nic Anderson*	WR	6-4	216	R-So.	Katy, Texas (Katy HS)
4	Dez Malone	DB	6-0	203	Sr. ^	Fresno, Calif. (San Diego State University)
5	Andrel Anthony*	WR	6-1	186	Sr.	Lansing, Mich. (University of Michigan)
5	Woodi Washington****	DB	5-11	191	R-Sr. ^	Murfreesboro, Tenn. (Oakland HS)
6	Deion Burks	WR	5-9	194	R-Jr.	Inkster, Mich. (Purdue University)
6	Nigel Smith II	DL	6-4	269	Fr.	Melissa, Texas (Melissa HS)
7	Jaren Kanak**	LB	6-2	232	Jr.	Hays, Kan. (Hays HS)
7	Zion Kearney	WR	6-1	206	Fr.	Fresno, Texas (Hightower HS)
8	Taylor Tatum	RB	5-10	206	Fr.	Longview, Texas (Longview HS)
8	Makari Vickers*	DB	6-1	187	So.	Quincy, Fla. (Munroe HS)
9	Michael Hawkins Jr.	QB	6-1	196	Fr.	Dallas, Texas (Emerson HS)
9	Gentry Williams**	DB	6-0	187	Jr.	Tulsa, Okla. (Booker T. Washington HS)
10	Kip Lewis**	LB	6-1	215	R-So.	Carthage, Texas (Carthage HS)
10	Bauer Sharp	TE	6-4	243	R-Jr.	Dothan, Ala. (Southeastern Louisiana Univ.)
11	Jackson Arnold*	QB	6-1	210	So.	Denton, Texas (Guyer HS)
11	Mobie McKinzie*	LB	6-2	242	R-So.	Lubbock, Texas (Lubbock-Cooper HS)
12	Devon Jordan	DB	5-11	187	Fr.	Tulsa, Okla. (Union HS)
12	Brendan Zurbrugg	QB	6-2	207	Fr.	Alliance, Ohio (Alliance HS)
13	J.J. Hester*	WR	6-4	203	R-Sr.	Tulsa, Okla. (University of Missouri)
13	Reggie Powers III	DB	5-11	211	Fr.	Centerville, Ohio (Centerville HS)
14	Jaydan Hardy	DB	5-10	185	Fr.	Lewisville, Texas (Lewisville HS)
14	Steele Wasel	QB	6-3	228	R-Fr.	Choctaw, Okla. (University of Akron)
15	Kendel Dolby*	DB	5-11	190	Sr.	Springfield, Ohio (Northeastern Oklahoma A&M)
15	Brenen Thompson*	WR	5-9	168	Jr.	Spearman, Texas (University of Texas)
16	Danny Okoye	DL	6-3	245	Fr.	Tulsa, Okla. (NOAH Homeschool)
16	Casey Thompson	QB	6-0	200	R-Sr. ^	Oklahoma City, Okla. (Florida Atlantic Univ.)
17	Taylor Heim	LB	6-6	216	R-Fr.	Yukon, Okla. (Bethany HS)
17	Jaquaize Pettaway*	WR	5-10	194	So.	Houston, Texas (Langham Creek HS)
18	Kaden Helms*	TE	6-5	238	R-So.	Bellevue, Neb. (Bellevue West HS)
18	Erik McCarty	DB	6-1	186	R-Fr.	McAlester, Okla. (McAlester HS)
19	Jacobe Johnson*	DB	6-2	202	So.	Mustang, Okla. (Mustang HS)
19	Kade McIntyre	TE	6-3	227	R-Fr.	Fremont, Neb. (Archbishop Bergan HS)
20	Lewis Carter*	LB	6-0	224	So.	Tampa, Fla. (Tampa Catholic HS)
20	Sam Franklin	RB	5-10	199	R-Jr.	Little Rock, Ark. (Univ. of Tennessee-Martin)
21	Jeremiah Newcombe	DB	5-9	181	Fr.	Gilbert, Ariz. (Casteel HS)
21	Xavier Robinson	RB	6-0	226	Fr.	Yukon, Okla. (Carl Albert HS)
22	Peyton Bowen*	DB	6-0	199	So.	Corinth, Texas (Guyer HS)
22	Chapman McKown	RB	5-5	171	R-Fr.	Norman, Okla. (Norman North HS)
23	Eli Bowen	DB	5-9	187	Fr.	Corinth, Texas (Guyer HS)
23	Emeka Megwa	RB	6-0	213	R-Jr.	Fort Worth, Texas (University of Washington)
24	Sammy Omosigho*	LB	6-2	229	So.	Heartland, Texas (Crandall HS)
25	Andy Bass	RB	5-11	206	Fr.	Oklahoma City, Okla. (Heritage Hall HS)
25	Michael Boganowski	DB	6-2	214	Fr.	Junction City, Kan. (Junction City HS)
26	Kani Walker**	DB	6-2	206	R-Jr.	Suwanee, Ga. (University of Louisville)
27	Jayden Rowe	DB	6-2	221	R-So.	Tulsa, Okla. (Union HS)
27	Gavin Sawchuk*	RB	5-11	197	R-So.	Littleton, Colo. (Valor Christian HS)
28	KJ Daniels	WR	5-9	161	Fr.	Franklinton, La. (Bowling Green School)
28	Danny Stutsman***	LB	6-4	243	Sr.	Windermere, Fla. (Foundation Academy)
29	Casen Calmus	DB	5-10	201	R-Fr.	Brentwood, Tenn. (Brentwood Academy)
29	Gabe Sawchuk	RB	5-10	192	Fr.	Littleton, Colo. (Valor Christian HS)
30	Trace Ford*	DL	6-2	252	R-Sr. ^	Edmond, Okla. (Oklahoma State University)
31	Cale Fugate	DB	5-10	184	R-Fr.	Tulsa, Okla. (Bixby HS)
31	Ashton Logan	P	6-2	217	R-So.	Anaheim Hills, Calif. (University of Colorado)
32	R Mason Thomas**	DL	6-2	243	Jr.	Fort Lauderdale, Fla. (Cardinal Gibbons HS)
33	Phil Picciotti	LB	6-3	245	R-Fr.	Perkasie, Pa. (IMG Academy [Fla.])
34	Adepoju Adebawore*	DL	6-4	253	So.	Kansas City, Mo. (North Kansas City HS)
34	Zach Schmit**	K/P	5-10	194	R-Sr.	Oklahoma City, Okla. (Bishop McGuinness HS)
35	Liam Evans	K	5-7	180	Fr.	Moore, Okla. (Moore HS)
35	Jakeb Snyder	DB	5-8	178	R-Fr.	Bixby, Okla. (Bixby HS)
36	Preston Mickens	DB	5-10	199	Fr.	Southlake, Texas (Carroll Senior HS)
36	Josh Plaster*	K/P	6-0	185	R-Sr. ^	Flower Mound, Texas (Arizona State Univ.)
37	Devon Owen	DB	6-0	206	Fr.	Argyle, Texas (Argyle HS)
38	Owen Heinecke*	LB	6-2	225	R-So.	Tulsa, Okla. (Ohio State University)
39	Peter Schuh	DB	5-8	182	R-So.	Montvale, N.J. (St. Joseph Regional HS)
40	Ethan Downs***	DL	6-4	263	Sr.	Weatherford, Okla. (Weatherford HS)
41	Emmett Jones III	DB	6-0	180	R-Fr.	Lancaster, Texas (Lubbock-Cooper HS)
42	Wyatt Gilmore	DL	6-4	250	Fr.	Rogers, Minn. (Rogers HS)
44	Taylor Wein	DL	6-4	265	R-Fr.	Brentwood, Tenn. (Nolensville HS)
45	Hampton Fay	TE	6-5	241	R-Jr.	Fort Worth, Texas (Michigan State Univ.)

No.	Player	Pos.	Ht.	Wt.	Yr.	Hometown (Previous School)
45	Mykel Patterson-McDonald	DB	5-10	176	Fr.	Moore, Okla. (Westmoore HS)
46	Dax Noles	DB	6-0	194	Fr.	Norman, Okla. (Norman HS)
47	James Nesta	LB	6-3	220	Fr.	Huntersville, N.C. (William Amos Hough HS)
48	Luke Elzinga*	P	6-4	223	R-Sr. ^	Grand Rapids, Mich. (Central Michigan Univ.)
48	Jocelyn Malaska	DB	6-1	188	R-So.	Bethany, Okla. (University of Utah)
50	Ben Anderson*	LS	6-5	235	R-So.	Charlotte, N.C. (Charlotte Latin School)
51	Branston Hickman	OL	6-2	291	R-Sr.	McKinney, Texas (SMU)
52	Troy Everett*	OL	6-3	310	R-Jr.	Roanoke, Va. (Appalachian State University)
52	Damonic Williams	DL	6-1	312	Jr.	Torrance, Calif. (TCU)
54	Febechi Nwaiwu	OL	6-4	339	R-Jr.	Coppell, Texas (University of North Texas)
54	David Rowaiye	DL	6-4	310	R-So.	Oklahoma City, Okla. (Univ. of New Mexico)
55	Eddy Pierre-Louis	OL	6-3	304	Fr.	Tampa, Fla. (Tampa Catholic HS)
55	Ashton Sanders	DL	6-1	297	R-Fr.	Pasadena, Calif. (Cathedral HS)
56	Eugene Brooks	OL	6-3	336	Fr.	Las Vegas, Nev. (Sierra Canyon [Calif.] HS)
56	Gracen Halton**	DL	6-2	285	Jr.	San Diego, Calif. (St. Augustine HS)
57	Gunnar Allen	OL	6-0	294	R-So.	Aledo, Texas (Aledo HS)
58	Spencer Brown	OL	6-6	330	R-Sr. ^	Detroit, Mich. (Michigan State University)
58	Ethan Lane	LS	5-11	230	R-Sr.	Dallas, Texas (Jesus College Prep. School of Dallas)
61	Kenneth Wermey	OL	6-5	304	R-Fr.	Cache, Okla. (Cache HS)
64	Joshua Bates	OL	6-3	309	R-Fr.	Durango, Okla. (Durango HS)
65	Jayden Jackson	DL	6-2	312	Fr.	Indianapolis, Ind. (IMG Academy [Fla.])
65	Ty Kubicek	OL	6-2	290	R-Fr.	Sacramento, Calif. (Capital Christian HS)
66	Geirean Hatchett	OL	6-5	318	R-Sr.	Ferndale, Wash. (University of Washington)
66	Michael Tarquin	OL	6-6	313	R-Sr. ^	Ocala, Fla. (USC)
71	Logan Howland	OL	6-6	309	R-Fr.	Westfield, N.J. (The Hun School of Princeton)
72	Josh Aisosa	OL	6-3	320	Fr.	Edmond, Okla. (Santa Fe HS)
73	Isaiah Autry-Dent	OL	6-6	304	Fr.	Fulton, Miss. (Itawamba Agricultural HS)
74	Evan McClure	OL	6-4	273	Fr.	Bixby, Okla. (Bixby HS)
75	Daniel Akinkunmi	OL	6-6	323	Fr.	East London, England (NFL Academy)
76	Jacob Sexton**	OL	6-6	322	Jr.	Edmond, Okla. (Deer Creek HS)
77	Heath Ozaeta	OL	6-5	316	R-Fr.	Snoqualmie, Wash. (Mount Si HS)
79	Jake Taylor*	OL	6-6	301	R-So.	Las Vegas, Nev. (Bishop Gorman HS)
80	Bergin Kysar	DL	6-3	250	Fr.	Edmond, Okla. (Santa Fe HS)
81	Zion Ragins	WR	5-8	150	Fr.	Macon, Ga. (Jones County HS)
82	Ivan Carreon	WR	6-6	223	Fr.	Odessa, Texas (Odessa HS)
83	Major Melson*	WR	5-10	188	R-Sr.	Mansfield, Texas (Legacy HS)
84	Davion Mitchell	TE	6-3	259	Fr.	York, Ala. (Los Alamitos [Calif.] HS)
85	Trey Brown	WR	5-9	180	R-Fr.	Nashville, Tenn. (Christ Presbyterian Academy)
87	Jake Roberts	TE	6-4	253	Sr. ^	Norman, Okla. (Baylor University)
88	Jacob Jordan	WR	5-9	186	Fr.	Southlake, Texas (Carroll Senior HS)
89	Eli Merck	WR	6-0	203	R-Fr.	Norris, S.C. (D.W. Daniel HS)
90	Caiden Woullard	DL	6-4	264	Sr.	Massillon, Ohio (Miami [OH] University)
91	Drew Heinig	DL	6-5	294	R-Fr.	Jenks, Okla. (Glenpool HS)
93	Ace Hodges	DL	6-1	298	Fr.	Oklahoma City, Okla. (Casady School)
94	Mari Atchison	DL	6-2	269	Fr.	Tulsa, Okla. (NOAH Homeschool)
95	Da'Jon Terry*	DL	6-3	330	R-Sr. ^	Meridian, Miss. (University of Tennessee)
96	Davon Sears	DL	6-2	297	R-Sr. ^	Detroit, Mich. (Texas State University)
97	Kyle Carlson	LB	6-3	185	R-Fr.	Dallas, Texas (Highland Park HS)
98	Tyler Keltner	K	5-11	180	R-Sr. ^	Tallahassee, Fla. (Florida State University)
99	Markus Strong	DL	6-3	299	R-Fr.	Raiford, Fla. (Union County HS)

PRONUNCIATION GUIDE

Adepoju Adebawore	add-uh-PUH-joo	Heath Ozaeta	o-ZY-tuh
	add-ee-BAH-woh-reh	Mykel Patterson-McDonald	my-KELL
Josh Aisosa	eye-SO-suh	Jaquaize Pettaway	JAH-kwez
Daniel Akinkunmi	a-KIN-koon-mee	Phil Picciotti	pih-CHOT-ee
Andrel Anthony	AN-drell	Eddy Pierre-Louis	pee-AIR loo-WEE
Jovantae Barnes	jo-VON-tay	Zion Ragins	RAY-ghins
Ivan Carreon	EYE-vin carr-ee-OWN	Xavier Robinson	ex-ZAY-vee-er
Jalil Farooq	juh-LIL fuh-RUKE	David Rowaiye	ro-EYE-yay
Cale Fugate	FYOO-gate	Peter Schuh	SHOO
Geirean Hatchett	GAIR-in	Davon Sears	duh-VON
Taylor Heim	HIME	Michael Tarquin	TAR-kwin
Devon Jordan	DAY-von	Da'Jon Terry	DAY-szhahn
Jaren Kanak	JAIR-in CAN-ick	Brenen Thompson	BREN-in
Ty Kubicek	KOO-buh-check	Makari Vickers	muh-KARR-ee
Jocelyn Malaska	JOE-suh-lin ma-LASS-kuh	Kani Walker	kuh-NYE
Dasan McCullough	dah-SAHN	Steele Wasel	WAH-sull
Davon Mitchell	duh-VON	Taylor Wein	WINE
Febechi Nwaiwu	feh-BETCH-ee WEE-woo	Damonic Williams	DOM-uh-nick
Danny Okoye	o-KOY-yay	Caiden Woullard	WOOL-erd
Sammy Omosigho	o-mo-SEE-go	Brendan Zurbrugg	ZER-brugg

\* Indicates number of letters earned at Oklahoma

^ Indicates "super senior" (was also a senior in 2023)

Last updated Aug. 24, 2024; Weights as of Aug. 20, 2024

No.	Player	Pos.	Ht.	Wt.	Yr.	Hometown (Previous School)
34	Adepoju Adebawore*	DL	6-4	253	So.	Kansas City, Mo. (North Kansas City HS)
72	Josh Aisoa	OL	6-3	320	Fr.	Edmond, Okla. (Santa Fe HS)
75	Daniel Akinkunmi	OL	6-6	323	Fr.	East London, England (NFL Academy)
57	Gunnar Allen	OL	6-0	294	R-So.	Aledo, Texas (Aledo HS)
50	Ben Anderson*	LS	6-5	235	R-So.	Charlotte, N.C. (Charlotte Latin School)
4	Nic Anderson*	WR	6-4	216	R-So.	Katy, Texas (Katy HS)
5	Andrel Anthony*	WR	6-1	186	Sr.	Lansing, Mich. (University of Michigan)
11	Jackson Arnold*	QB	6-1	210	So.	Denton, Texas (Guyer HS)
94	Mari Atchison	DL	6-2	269	Fr.	Tulsa, Okla. (NOAH Homeschool)
73	Isaiah Atry-Dent	OL	6-6	304	Fr.	Fulton, Miss. (Itawamba Agricultural HS)
2	Jovantae Barnes**	RB	6-0	207	Jr.	Las Vegas, Nev. (Desert Pines HS)
25	Andy Bass	RB	5-11	206	Fr.	Oklahoma City, Okla. (Heritage Hall HS)
64	Joshua Bates	OL	6-3	309	R-Fr.	Durango, Colo. (Durango HS)
25	Michael Boganowski	DB	6-2	214	Fr.	Junction City, Kan. (Junction City HS)
23	Eli Bowen	DB	5-9	187	Fr.	Corinth, Texas (Guyer HS)
22	Peyton Bowen*	DB	6-0	199	So.	Corinth, Texas (Guyer HS)
2	Billy Bowman Jr.***	DB	5-10	194	Sr.	Denton, Texas (Ryan HS)
56	Eugene Brooks	OL	6-3	336	Fr.	Las Vegas, Nev. (Sierra Canyon [Calif.] HS)
58	Spencer Brown	OL	6-6	330	R-Sr. ^	Detroit, Mich. (Michigan State University)
85	Trey Brown	WR	5-9	180	R-Fr.	Nashville, Tenn. (Christ Presbyterian Academy)
6	Deion Burks	WR	5-9	194	R-Jr.	Inkster, Mich. (Purdue University)
29	Casen Calmus	DB	5-10	201	R-Fr.	Brentwood, Tenn. (Brentwood Academy)
97	Kyle Carlson	LB	6-3	185	R-Fr.	Dallas, Texas (Highland Park HS)
82	Ivan Carreon	WR	6-6	223	Fr.	Odessa, Texas (Odessa HS)
20	Lewis Carter*	LB	6-0	224	So.	Tampa, Fla. (Tampa Catholic HS)
28	KJ Daniels	WR	5-9	161	Fr.	Franklinton, La. (Bowling Green School)
15	Kendel Dolby*	DL	5-11	190	Sr.	Springfield, Ohio (Northeastern Oklahoma A&M)
40	Ethan Downs***	DB	6-4	263	Sr.	Weatherford, Okla. (Weatherford HS)
48	Luke Elzinga*	P	6-4	223	R-Sr. ^	Grand Rapids, Mich. (Central Michigan Univ.)
35	Liam Evans	K	5-7	180	Fr.	Moore, Okla. (Moore HS)
52	Troy Everett*	OL	6-3	310	R-Jr.	Roanoke, Va. (Appalachian State University)
3	Jalil Farooq***	WR	6-1	208	Sr.	Lanham, Md. (Dr. Henry A. Wise Jr. HS)
45	Hampton Fay	TE	6-5	241	R-Jr.	Fort Worth, Texas (Michigan State Univ.)
30	Trace Ford*	DL	6-2	252	R-Sr. ^	Edmond, Okla. (Oklahoma State University)
20	Sam Franklin	RB	5-10	199	R-Jr.	Little Rock, Ark. (Univ. of Tennessee-Martin)
31	Cale Fugate	DB	5-10	184	R-Fr.	Tulsa, Okla. (Bixby HS)
1	Jayden Gibson**	WR	6-5	197	Jr.	Winter Garden, Fla. (West Orange HS)
42	Wyatt Gilmore	DL	6-4	250	Fr.	Rogers, Minn. (Rogers HS)
56	Gracen Halton**	DL	6-2	285	Jr.	San Diego, Calif. (St. Augustine HS)
14	Jaydan Hardy	DB	5-10	185	Fr.	Lewisville, Texas (Lewisville HS)
66	Geirean Hatchett	OL	6-5	318	R-Sr.	Ferndale, Wash. (University of Washington)
9	Michael Hawkins Jr.	QB	6-1	196	Fr.	Dallas, Texas (Emerson HS)
17	Taylor Heim	LB	6-6	216	R-Fr.	Yukon, Okla. (Bethany HS)
38	Owen Heinecke*	LB	6-2	225	R-So.	Tulsa, Okla. (Ohio State University)
91	Drew Heinig	DL	6-5	294	R-Fr.	Jenks, Okla. (Glenpool HS)
18	Kaden Helms*	TE	6-5	238	R-So.	Bellevue, Neb. (Bellevue West HS)
13	J.J. Hester*	WR	6-4	203	R-Sr.	Tulsa, Okla. (University of Missouri)
51	Branson Hickman	OL	6-2	291	R-Sr.	McKinney, Texas (SMU)
0	Kalib Hicks	RB	5-11	209	R-Fr.	Denton, Texas (Ryan HS)
93	Ace Hodges	DL	6-1	298	Fr.	Oklahoma City, Okla. (Casady School)
71	Logan Howland	OL	6-6	309	R-Fr.	Westfield, N.J. (The Hun School of Princeton)
65	Jayden Jackson	DL	6-2	312	Fr.	Indianapolis, Ind. (IMG Academy [Fla.])
19	Jacobe Johnson*	DB	6-2	202	So.	Mustang, Okla. (Mustang HS)
41	Emmett Jones III	DB	6-0	180	R-Fr.	Lancaster, Texas (Lubbock-Cooper HS)
12	Devon Jordan	DB	5-11	187	Fr.	Tulsa, Okla. (Union HS)
88	Jacob Jordan	WR	5-9	186	Fr.	Southlake, Texas (Carroll Senior HS)
7	Jaren Kanak**	LB	6-2	232	Jr.	Hays, Kan. (Hays HS)
7	Zion Kearney	WR	6-1	206	Fr.	Fresno, Texas (Hightower HS)
98	Tyler Keltner	K	5-11	180	R-Sr. ^	Tallahassee, Fla. (Florida State University)
65	Ty Kubicek	OL	6-2	290	R-Fr.	Sacramento, Calif. (Capital Christian HS)
80	Bergin Kysar	DL	6-3	250	Fr.	Edmond, Okla. (Santa Fe HS)
58	Ethan Lane	LS	5-11	230	R-Sr.	Dallas, Texas (Jesus College Prep. School of Dallas)
10	Kip Lewis**	LB	6-1	215	R-So.	Carthage, Texas (Carthage HS)
31	Ashton Logan	P	6-2	217	R-So.	Anaheim Hills, Calif. (University of Colorado)
48	Jocelyn Malaska	DB	6-1	188	R-So.	Bethany, Okla. (University of Utah)
4	Dez Malone	DB	6-0	203	Sr. ^	Fresno, Calif. (San Diego State University)
18	Erik McCarty	DB	6-1	186	R-Fr.	McAlester, Okla. (McAlester HS)
74	Evan McClure	OL	6-4	273	Fr.	Bixby, Okla. (Bixby HS)
1	Dasan McCullough*	LB	6-5	235	Jr.	Bloomington, Ind. (Indiana University)
19	Kade McIntyre	TE	6-3	227	R-Fr.	Fremont, Neb. (Archbishop Bergan HS)
11	Kobie McKinzie*	LB	6-2	242	R-So.	Lubbock, Texas (Lubbock-Cooper HS)
22	Chapman McKown	RB	5-5	171	R-Fr.	Norman, Okla. (Norman North HS)
23	Emeka Megwa	RB	6-0	213	R-Jr.	Fort Worth, Texas (University of Washington)
83	Major Melson*	WR	5-10	188	R-Sr.	Mansfield, Texas (Legacy HS)
89	Eli Merck	WR	6-0	203	R-Fr.	Norris, S.C. (D.W. Daniel HS)
36	Preston Mickens	DB	5-10	199	Fr.	Southlake, Texas (Carroll Senior HS)
84	Davon Mitchell	TE	6-3	259	Fr.	York, Ala. (Los Alamitos [Calif.] HS)

No.	Player	Pos.	Ht.	Wt.	Yr.	Hometown (Previous School)
47	James Nesta	LB	6-3	220	Fr.	Huntersville, N.C. (William Amos Hough HS)
21	Jeremiah Newcombe	DB	5-9	181	Fr.	Gilbert, Ariz. (Casteel HS)
46	Dax Noles	DB	6-0	194	Fr.	Norman, Okla. (Norman HS)
54	Febechi Nwaiwu	OL	6-4	339	R-Jr.	Coppell, Texas (University of North Texas)
16	Danny Okoye	DL	6-3	245	Fr.	Tulsa, Okla. (NOAH Homeschool)
24	Sammy Omosigho*	LB	6-2	229	So.	Heartland, Texas (Crandall HS)
37	Devon Owen	DB	6-0	206	Fr.	Argyle, Texas (Argyle HS)
77	Heath Ozaeta	OL	6-5	316	R-Fr.	Snoqualmie, Wash. (Mount Si HS)
45	Mykel Patterson-McDonald	DB	5-10	176	Fr.	Moore, Okla. (Westmoore HS)
17	Jaquaize Pettaway*	WR	5-10	194	So.	Houston, Texas (Langham Creek HS)
33	Phil Picciotti	LB	6-3	245	R-Fr.	Perkasie, Pa. (IMG Academy [Fla.])
55	Eddy Pierre-Louis	OL	6-3	304	Fr.	Tampa, Fla. (Tampa Catholic HS)
36	Josh Plaster*	K/P	6-0	185	R-Sr. ^	Flower Mound, Texas (Arizona State Univ.)
13	Reggie Powers III	DB	5-11	211	Fr.	Centerville, Ohio (Centerville HS)
81	Zion Ragins	WR	5-8	150	Fr.	Macon, Ga. (Jones County HS)
87	Jake Roberts	TE	6-4	253	Sr. ^	Norman, Okla. (Baylor University)
21	Xavier Robinson	RB	6-0	226	Fr.	Yukon, Okla. (Carl Albert HS)
54	David Rowaiwe	DL	6-4	310	R-So.	Oklahoma City, Okla. (Univ. of New Mexico)
27	Jayden Rowe	DB	6-2	221	R-So.	Tulsa, Okla. (Union HS)
55	Ashton Sanders	DL	6-1	297	R-Fr.	Pasadena, Calif. (Cathedral HS)
29	Gabe Sawchuk	RB	5-10	192	Fr.	Littleton, Colo. (Valor Christian HS)
27	Gavin Sawchuk*	RB	5-11	197	R-So.	Littleton, Colo. (Valor Christian HS)
34	Zach Schmit**	K/P	5-10	194	R-Sr.	Oklahoma City, Okla. (Bishop McGuinness HS)
39	Peter Schuh	DB	5-8	182	R-So.	Montvale, N.J. (St. Joseph Regional HS)
96	Davon Sears	DL	6-2	297	R-Sr. ^	Detroit, Mich. (Texas State University)
76	Jacob Sexton**	OL	6-6	323	Jr.	Edmond, Okla. (Deer Creek HS)
10	Bauer Sharp	TE	6-4	243	R-Jr.	Dothan, Ala. (Southeastern Louisiana Univ.)
6	Nigel Smith II	DL	6-4	269	Fr.	Melissa, Texas (Melissa HS)
35	Jake Snyder	DB	5-8	178	R-Fr.	Bixby, Okla. (Bixby HS)
3	Robert Spears-Jennings**	DB	6-1	219	Jr.	Broken Arrow, Okla. (Broken Arrow HS)
0	David Stone	DL	6-3	295	Fr.	Del City, Okla. (IMG Academy [Fla.])
99	Markus Strong	DL	6-3	299	R-Fr.	Raiford, Fla. (Union County HS)
28	Danny Stutsman***	LB	6-4	243	Sr.	Windermere, Fla. (Foundation Academy)
70	Michael Tarquin	OL	6-6	313	R-Sr. ^	Ocala, Fla. (USC)
8	Taylor Tatum	RB	5-10	206	Fr.	Longview, Texas (Longview HS)
79	Jake Taylor*	OL	6-6	301	R-So.	Las Vegas, Nev. (Bishop Gorman HS)
95	DaJon Terry*	DL	6-3	330	R-Sr. ^	Meridian, Miss. (University of Tennessee)
32	R Mason Thomas**	DL	6-2	243	Jr.	Fort Lauderdale, Fla. (Cardinal Gibbons HS)
15	Brenen Thompson*	WR	5-9	168	Jr.	Spearman, Texas (University of Texas)
16	Casey Thompson	QB	6-0	200	R-Sr. ^	Oklahoma City, Okla. (Florida Atlantic Univ.)
8	Makari Vickers*	DB	6-1	187	So.	Quincy, Fla. (Munroe HS)
26	Kani Walker**	DB	6-2	206	R-Jr.	Suwanee, Ga. (University of Louisville)
14	Steele Wasel	QB	6-3	228	R-Fr.	Choctaw, Okla. (University of Akron)
5	Woodi Washington****	DB	5-11	191	R-Sr. ^	Murfreesboro, Tenn. (Oakland HS)
44	Taylor Wein	DL	6-4	265	R-Fr.	Brentwood, Tenn. (Nolensville HS)
61	Kenneth Wermey	OL	6-5	304	R-Fr.	Cache, Okla. (Cache HS)
52	Damonic Williams	DL	6-1	312	Jr.	Torrance, Calif. (TCU)
9	Gentry Williams**	DB	6-0	187	Jr.	Tulsa, Okla. (Booker T. Washington HS)
90	Caiden Woullard	DL	6-4	264	Sr.	Massillon, Ohio (Miami [OH] University)
12	Brendan Zurbrugg	QB	6-2	207	Fr.	Alliance, Ohio (Alliance HS)

COACHING STAFF

Brent Venables	Head Coach
Zac Alley	Co-Defensive Coordinator/Linebackers
Todd Bates	Associate Head Coach/Co-Def. Coord./Run Defense/Defensive Tackles
Bill Bedenbaugh (BEE-din-bo)	Offensive Line
Miguel Chavis (CHAY-viss)	Defensive Ends
Joe Jon Finley	Co-Offensive Coordinator/Tight Ends
Brandon Hall	Safeties
Emmett Jones	Passing Game Coordinator/Wide Receivers
Seth Littrell (Iih-TRELL)	Offensive Coordinator/Quarterbacks
DeMarco Murray	Running Backs
Jay Valai (vuh-LIE)	Assistant Head Coach for Defense/Co-Defensive Coordinator/Pass Defense/Cornerbacks and Nickelbacks

\* Indicates number of letters earned at Oklahoma

^ Indicates "super senior" (was also a senior in 2023)

Last updated Aug. 24, 2024; Weights as of Aug. 20, 2024







#4 DB DEZ MALONE (\*AT SAN DIEGO STATE)

Table with 14 columns: YEAR, G-GS, UT, AT, TOT, TFL, SACKS, INT, FF, FR, PB, QBH. Rows include 2020\*, 2021\*, 2022\*, 2023\*, 2024, and Career totals.

CAREER HIGHS

Career highlights table with 2 columns: Category (Tackles, TFL, Sacks, INT, PBU) and Value.

#1 LB DASAN McCULLOUGH (\*AT INDIANA)

Table with 14 columns: YEAR, G-GS, UT, AT, TOT, TFL, SACKS, INT, FF, FR, PB, QBH. Rows include 2022\*, 2023, and Career totals.

CAREER HIGHS

Career highlights table with 2 columns: Category (Tackles, TFL, Sacks, INT, PBU) and Value.

#19 TE KADE McINTYRE

Table with 8 columns: YEAR, G-GS, REC, YDS, AVG, TD, LONG. Rows include 2023, 2024, and Career totals.

CAREER HIGHS

Career highlights table with 2 columns: Category (Rec, Yards, TDs) and Value.

#11 LB KOBIE McKINZIE

Table with 14 columns: YEAR, G-GS, UT, AT, TOT, TFL, SACKS, INT, FF, FR, PB, QBH. Rows include 2022, 2023, 2024, and Career totals.

CAREER HIGHS

Career highlights table with 2 columns: Category (Tackles, TFL, Sacks, INT, PBU) and Value.

#23 RB EMEKA MEGWA (\*AT WASHINGTON)

Table with 8 columns: YEAR, G-GS, RUSH, YDS, AVG, TD, LONG. Rows include 2021\*, 2022, 2023, and Career totals.

CAREER HIGHS

Career highlights table with 2 columns: Category (Rush, Yards, TDs) and Value.

#47 LB JAMES NESTA

Table with 14 columns: YEAR, G-GS, UT, AT, TOT, TFL, SACKS, INT, FF, FR, PB, QBH. Rows include 2024 and Career totals.

CAREER HIGHS

Career highlights table with 2 columns: Category (Tackles, TFL, Sacks, INT, PBU) and Value.

#21 DB JEREMIAH NEWCOMBE

Table with 14 columns: YEAR, G-GS, UT, AT, TOT, TFL, SACKS, INT, FF, FR, PB, QBH. Rows include 2024 and Career totals.

CAREER HIGHS

Career highlights table with 2 columns: Category (Tackles, TFL, Sacks, INT, PBU) and Value.

#24 LB SAMMY OMOSIGHO

Table with 14 columns: YEAR, G-GS, UT, AT, TOT, TFL, SACKS, INT, FF, FR, PB, QBH. Rows include 2023, 2024, and Career totals.

CAREER HIGHS

Career highlights table with 2 columns: Category (Tackles, TFL, Sacks, INT, PBU) and Value.

#17 WR JAQUAIZE PETTAWAY

Table with 8 columns: YEAR, G-GS, REC, YDS, AVG, TD, LONG. Rows include 2023, 2024, and Career totals.

CAREER HIGHS

Career highlights table with 2 columns: Category (Rush, Yards, TD, LG) and Value.

CAREER HIGHS

Career highlights table with 2 columns: Category (Rec, Yards, TDs) and Value.

#36 P JOSH PLASTER

Table with 14 columns: YEAR, GP-GS, PUNTS-YDS, AVG, LONG, TB, FC, I20, 50+, BLK. Rows include 2023, 2024, and Career totals.

CAREER HIGHS

Career highlights table with 2 columns: Category (Punts, Average, Long) and Value.

#81 WR ZION RAGINS

Table with 8 columns: YEAR, G-GS, REC, YDS, AVG, TD, LONG. Rows include 2024 and Career totals.

CAREER HIGHS

Career highlights table with 2 columns: Category (Rec, Yards, TDs) and Value.

#87 TE JAKE ROBERTS (\*AT NORTH TEXAS; \*AT BAYLOR)

Table with 8 columns: YEAR, G-GS, REC, YDS, AVG, TD, LONG. Rows include 2020^, 2021^, 2022^, 2023\*, 2024, and Career totals.

CAREER HIGHS

Career highlights table with 2 columns: Category (Rush, Yards, TD, LG) and Value.

CAREER HIGHS

Career highlights table with 2 columns: Category (Rec, Yards, TDs, Rush, Yards, TDs) and Value.

#27 DB JAYDEN ROWE

Table with 14 columns: YEAR, G-GS, UT, AT, TOT, TFL, SACKS, INT, FF, FR, PB, QBH. Rows include 2022, 2023, 2024, and Career totals.

CAREER HIGHS

Career highlights table with 2 columns: Category (Tackles, TFL, Sacks, INT, PBU) and Value.

#55 DL ASHTON SANDERS

Table with 14 columns: YEAR, G-GS, UT, AT, TOT, TFL, SACKS, INT, FF, FR, PB, QBH. Rows include 2023, 2024, and Career totals.

CAREER HIGHS

Career highlights table with 2 columns: Category (Tackles, TFL, Sacks, INT, PBU) and Value.

#27 RB GAVIN SAWCHUK

Table with 8 columns: YEAR, G-GS, RUSH, YDS, AVG, TD, LONG. Rows include 2022, 2023, 2024, and Career totals.

CAREER HIGHS

Career highlights table with 2 columns: Category (Rec, Yards, TD, LG) and Value.

CAREER HIGHS

Career highlights table with 2 columns: Category (Rush, Yards, TDs, Rec, Yards, TDs) and Value.

#34 K ZACH SCHMIT

Table with 8 columns: YEAR, GP-GS, FGM-FGA, PCT, BLK, LONG, PAT, PCT. Rows include 2020, 2021, 2022, 2023, 2024, and Career totals.

CAREER HIGHS

Career highlights table with 2 columns: Category (Field Goals, PAT, Long) and Value.

#96 DL DAVON SEARS (\*AT TEXAS STATE)

Table with 14 columns: YEAR, G-GS, UT, AT, TOT, TFL, SACKS, INT, FF, FR, PB, QBH. Rows include 2021\*, 2022\*, 2023, 2024, and Career totals.

CAREER HIGHS

Career highlights table with 2 columns: Category (Tackles, TFL, Sacks, INT, PBU) and Value.





# THE LAST TIME...

## INDIVIDUAL

### Rushed 30 times

OU: 37, Samaje Perine vs. Oklahoma State (12/3/16)  
Opp.: 33, Ollie Gordon, Oklahoma State (11/4/23)

### Rushed 40 times

OU: 55, Steve Owens at Oklahoma State (11/29/69)  
Opp.: 40, Ricky Williams, Texas (10/11/97)

### Rushed 50 times

OU: 55, Steve Owens at Oklahoma State (11/29/69)  
Opp.: Has not happened since at least 1996

### Rushed for 100 yards

OU: 134, Gavin Sawchuk vs. Arizona (12/28/23)  
Opp.: 150, Emani Bailey, TCU (11/24/23)

### Quarterback rushed for 100 yards

OU: 113, Dillon Gabriel vs. Texas (10/7/23)  
Opp.: 119, Garrett Greene, West Virginia (11/12/22)

### Rushed for 200 yards

OU: 211, Eric Gray at West Virginia (11/12/22)  
Opp.: 252, Pooka Williams, Kansas (11/17/18)

### Rushed for 300 yards

OU: 427, Samaje Perine vs. Kansas (11/22/14)  
Opp.: 331, Justin Crawford, West Virginia (11/19/16)

### Rushed for 400 yards

OU: 427, Samaje Perine vs. Kansas (11/22/14)  
Opp.: Never

### Two 100-yard rushers

OU: 108, Jovantae Barnes and 100, Gavin Sawchuk vs. Florida State (12/29/22)  
Opp.: 136, Kendre Miller and 116, Max Duggan, TCU (10/1/22)

### Three 100-yard rushers

OU: 146, Trevor Knight, 144, Alex Ross & 110, Samaje Perine at Iowa State (11/1/14)  
Opp.: Never

### Had a 70-yard run from scrimmage

OU: 74, Caleb Williams vs. Iowa State (11/20/21)  
Opp.: 75, Sony Michel, Georgia (1/1/18)

### Had an 80-yard run from scrimmage

OU: 86, Kennedy Brooks vs. Kansas State (10/27/18)  
Opp.: 81, D'Onta Foreman, Texas (10/10/15)

### Had a 90-yard run from scrimmage

OU: 99, Abdul Adams at Baylor (9/23/17)  
Opp.: 99, Eric Vann, Kansas (10/4/97)

### Rushed for three touchdowns

OU: 3, Gavin Sawchuk vs. TCU (11/24/23)  
Opp.: 4, Adrian Martinez, Kansas State (9/24/22)

### Rushed for four touchdowns

OU: 4, Rodney Anderson vs. West Virginia (11/25/17)  
Opp.: 4, Adrian Martinez, Kansas State (9/24/22)

### Rushed for five touchdowns

OU: 5, Samaje Perine vs. Kansas (11/22/14)  
Opp.: Never

### Rushed for six touchdowns

OU: 6, Quentin Griffin vs. Texas (10/7/00)  
Opp.: Never

### Passed for 300 yards

OU: 361, Jackson Arnold vs. Arizona (12/28/23)  
Opp.: 354, Noah Fifita, Arizona (12/28/23)

### Passed for 400 yards

OU: 400, Dillon Gabriel vs. TCU (11/24/23)  
Opp.: 418, Jordan Travis, Florida State (12/29/22)

### Passed for 500 yards

OU: 598, Baker Mayfield at Oklahoma State (11/4/17)  
Opp.: 539, Will Grier, West Virginia (11/23/18)

### Attempted 40 passes

OU: 45, Jackson Arnold vs. Arizona (12/28/23)  
Opp.: 58, Josh Hoover, TCU (11/24/23)

### Attempted 50 passes

OU: 71, Landry Jones vs. Oklahoma State (11/24/12)  
Opp.: 58, Josh Hoover, TCU (11/24/23)

### Attempted 60 passes

OU: 71, Landry Jones vs. Oklahoma State (11/24/12)  
Opp.: 67, Spencer Sanders, Oklahoma State (11/19/22)

### Threw three touchdown passes

OU: 4, Jackson Arnold vs. Temple (8/30/24)  
Opp.: 4, Josh Hoover, TCU (11/24/23)

### Threw four touchdown passes

OU: 4, Jackson Arnold vs. Temple (8/30/24)  
Opp.: 4, Josh Hoover, TCU (11/24/23)

### Threw five touchdown passes

OU: 5, Dillon Gabriel vs. West Virginia (11/11/23)  
Opp.: 5, Casey Thompson, Texas (10/9/21)

### Threw six touchdown passes

OU: 6, Dillon Gabriel at Texas Tech (11/26/22)  
Opp.: 7, Joe Burrow, LSU (12/28/19)

### Non-quarterback touchdown pass

OU: 2 yards, Michael Turk to Zach Schmit at Iowa State (10/29/22)  
Opp.: 9 yards, Pooka Williams to Jeremiah Booker, Kansas (11/17/18)

### Caught 10 passes

OU: 12, Drake Stoops vs. TCU (11/24/23)  
Opp.: 10, Tetairoa McMillan, Arizona (12/28/23)

### Had 100 yards receiving

OU: 125, Drake Stoops vs. TCU (11/24/23)  
Opp.: 160, Tetairoa McMillan; 152, Jacob Cowing, Arizona (12/28/23)

### Two 100-yard receivers

OU: 164, Drake Stoops; 119, Nic Anderson vs. West Virginia (11/11/23)  
Opp.: 160, Tetairoa McMillan; 152, Jacob Cowing, Arizona (12/28/23)

### Three 100-yard receivers

OU: 126, Jalil Farooq; 120, Nic Anderson; 112, Andre Anthony at Tulsa (9/16/23)  
Opp.: Has not happened since at least 1996

### Had 150 yards receiving

OU: 164, Drake Stoops vs. West Virginia (11/11/23)  
Opp.: 160, Tetairoa McMillan; 152, Jacob Cowing, Arizona (12/28/23)

### Had 200 yards receiving

OU: 243, Marquise Brown at West Virginia (11/23/18)  
Opp.: 202, Johnny Wilson, Florida State (12/29/22)

### Had a 70-yard pass completion

OU: 77, Dillon Gabriel to Marvin Mims at Texas Tech (11/26/22)  
Opp.: 86, John Rhys-Plumlee to Javon Baker, UCF (10/21/23)

### Had an 80-yard pass completion

OU: 82, Kyler Murray to CeeDee Lamb, vs. Kansas State (10/27/18)  
Opp.: 86, John Rhys-Plumlee to Javon Baker, UCF (10/21/23)

### Had a 90-yard pass completion

OU: 90, Eric Moore to P.J. Mills vs. Iowa State (10/7/95)  
Opp.: 90, Jake Waters to Tyler Lockett, Kansas State (11/23/13)

### Caught two touchdown passes

OU: 3, Drake Stoops vs. West Virginia (11/11/23)  
Opp.: 2, Jacob Cowing, Arizona (12/28/23)

### Caught three touchdown passes

OU: 3, Deion Burks vs. Temple (8/30/24)  
Opp.: 3, Quentin Johnston, TCU (10/16/21)

### Caught four touchdown passes

OU: 4, Kenny Stills at West Virginia (11/17/12)  
Opp.: 4, Justin Jefferson, LSU (12/28/19)

### 100-yard rusher and 100-yard receiver

OU: 164 (rec.), Drake Stoops; 119 (rec.), Nic Anderson; 135 (rush), Gavin Sawchuk vs. WVU (11/11/23)  
Opp.: 137 (rush), Ollie Gordon; 136 (rec.), Rashod Owens, Oklahoma State (11/4/23)

### 100-yard rusher and 100-yard receiver (same player)

OU: 151 (rush) and 139 (rec.) Rodney Anderson vs. TCU (11/11/17)  
Opp.: Has not happened since at least 1996

### 150-yard rusher and 150-yard receiver

OU: 162 (rec.), Marvin Mims; 163 (rush) Eric Gray at Texas Tech (11/26/22)  
Opp.: 161 (rush), Zack Langer, 189 (rec.), Keyarris Garrett, Tulsa (9/19/15)

### 200-yard rusher and 200-yard receiver

OU: 263 (rush), Joe Mixon, 202 (rec.), Dede Westbrook at Texas Tech (10/22/16)  
Opp.: 344 (rush), Tavon Austin, 205 (rec.), Stedman Bailey, West Virginia (11/17/12)

### 100 yards receiving and 100 yards in kickoff returns (same player)

OU: 126 (rec.) and 105 (KR), Jalil Farooq at Tulsa (9/16/23)  
Opp.: 278 (rec.) and 162 (KR), Tyler Lockett, Kansas State (11/23/13)

### Returned a punt for a touchdown

OU: 82, Gavin Freeman vs. Arkansas State (9/2/23)  
Opp.: 92, Tyreek Hill, Oklahoma State (12/6/14)

### Returned a kickoff for a touchdown

OU: 97, Joe Mixon vs. Ohio State (9/17/16)  
Opp.: 100, Brennan Presley, Oklahoma State (11/27/21)

### Returned an interception for a touchdown

OU: 45, Billy Bowman vs. TCU (11/24/23)  
Opp.: 22, Tyler Grubbs, Tulane (9/14/24)

### Returned a fumble for a touchdown

OU: 21, Jaren Kanak vs. Temple (8/30/24)  
Opp.: 87, Gunner Maldonado, Arizona (12/28/23)

### Returned a blocked field goal for a touchdown

OU: 48, Darryl Bright vs. Texas Tech (11/21/98)  
Opp.: Under research

### Returned a blocked punt for a touchdown

OU: 0, Austin Stogner vs. West Virginia (10/19/19)  
Opp.: 24, Nathan Jeffery, UTEP (9/1/12)

### Had 10 tackles

OU: 13, Robert Spears-Jennings vs. Tennessee (9/21/24)  
Opp.: 10, Sam Howard, Tulane (9/14/24)

**Had 15 tackles**

OU: 15, Danny Stutsman vs. Houston (9/7/24)  
Opp.: 15, Dillon Doyle, Baylor (11/5/22)

**Had 20 tackles**

OU: 28, Kenneth Murray; 23, Curtis Bolton vs. Army (9/22/18)  
Opp.: 21, Jalen Reeves-Maybin, Tennessee (9/12/15)

**Had multiple interceptions**

OU: 2, Woodi Washington at Oklahoma State (11/27/21)  
Opp.: 2, Dylan Haines, Texas (10/8/16)

**Had at least 2.0 sacks**

OU: 3.0, R Mason Thomas vs. Tulane (9/14/24)  
Opp.: 2.0, Michael Batton, Houston (9/7/24)

**Blocked a punt**

OU: Peyton Bowen vs. Iowa State (9/30/23)  
Opp.: Kitan Crawford, Texas (10/7/23)

**Blocked a field goal**

OU: Perrion Winfrey vs. Texas (10/10/20)  
Opp.: Lorenzo Carter, Georgia (1/1/18)

**Blocked an extra point attempt**

OU: Isaiah Coe vs. Nebraska (9/18/21)  
Opp.: Team, Kansas (11/17/18)

**Recorded a safety**

OU: Gracen Halton vs. Houston (9/7/24)  
Opp.: Jayson Jenkins, Tennessee (9/21/24)

**Made three field goals**

OU: 3, Tyler Keltner vs. Temple (8/30/24)  
Opp.: 3, Max Gilbert, Tennessee (9/21/24)

**Made a 50-yard field goal**

OU: 50, Tyler Keltner vs. Temple (8/30/24)  
Opp.: 54, Carter Brown, Cincinnati (9/23/23)

**Had a 70-yard punt**

OU: 85, Michael Turk vs. Texas (10/9/21)  
Opp.: 78, Will Karoll, Tulane (9/14/24)

**Converted a two-point PAT**

OU: Dillon Gabriel pass to Brayden Willis vs. Florida State (12/29/22)  
Opp.: Noah Fifita pass to Montana Lemonious-Craig, Arizona (12/28/23)

**Returned a blocked/failed PAT for a two-point conversion:**

OU: Billy Bowman at West Virginia (11/12/22) [fumbled kick snap]  
Opp.: Quandre Diggs, Texas (10/13/12)

**Returned a two-point PAT attempt for a two-point conversion:**

OU: Robert Barnes at Texas Tech (11/3/18)  
Opp.: N/A

**TEAM****Scored 40 points**

OU: 51-3, vs. Temple (8/30/24)  
Opp: 45-69, TCU (11/24/23)

**Scored 50 points**

OU: 51-3, vs. Temple (8/30/24)  
Opp: 51-48, Texas Tech (11/26/22)

**Scored 60 points**

OU: 69-45, vs. TCU (11/24/23)  
Opp: 63-28, LSU (12/28/19)

**Scored 70 points**

OU: 73-0, Arkansas State (9/2/23)  
Opp.: 73-21, Nebraska (11/2/96)

**Posted a shutout**

OU: 73-0, Arkansas State (9/2/23)  
Opp.: 49-0, vs. Texas (10/8/22)

**Rushed for 200 yards**

OU: 220, vs. Temple (8/30/24)  
Opp.: 225, Kansas (10/28/23)

**Rushed for 300 yards**

OU: 312, at Nebraska (9/17/22)  
Opp.: 361, TCU (10/1/22)

**Rushed for 400 yards**

OU: 435, vs. Florida (12/30/20)  
Opp.: 458 at West Virginia (11/17/12)

**Rushed for 500 yards**

OU: 510, Kansas (11/22/14)  
Opp.: Never

**Rushed for 600 yards**

OU: 768 vs. Kansas State (10/15/88)  
Opp.: Never

**Rushed for 700 yards**

OU: 768 vs. Kansas State (10/15/88)  
Opp.: Never

**Rushed for less than 100 yards**

OU: 36, vs. Tennessee (9/21/24)  
Opp.: 58, Houston (9/7/24)

**Rushed for five touchdowns**

OU: 5, vs. TCU (11/24/23)  
Opp.: 5, Baylor (11/5/22)

**Rushed for six touchdowns**

OU: 6, Arkansas State (9/2/23)  
Opp.: 6, Kansas State (10/26/19)

**Rushed for seven touchdowns**

OU: 7, Texas Tech (10/24/15)  
Opp.: 8, Nebraska (11/1/97)

**Rushed for eight touchdowns**

OU: 8, Florida A&M (9/8/12)  
Opp.: 8, Nebraska (11/1/97)

**Passed for 300 yards**

OU: 361, vs. Arizona (12/28/23)  
Opp.: 354, Arizona (12/28/23)

**Passed for 400 yards**

OU: 400, vs. TCU (11/24/23)  
Opp.: 418, Florida State (12/29/22)

**Passed for 500 yards**

OU: 598, at Oklahoma State (11/4/17)  
Opp.: 532, LSU (12/28/19)

**Passed for less than 100 yards**

OU: 39, vs. Texas (10/8/22)  
Opp.: 65, TCU (11/23/19)

**Passed for five touchdowns**

OU: 5, West Virginia (11/11/23)  
Opp.: 5, Texas (10/9/21)

**Passed for six touchdowns**

OU: 6, at Texas Tech (11/26/22)  
Opp.: 7, LSU (12/28/19)

**Gained 500 yards total offense**

OU: 562, vs. Arizona (12/28/23)  
Opp.: 520, TCU (11/24/23)

**Gained 600 yards total offense**

OU: 607, vs. TCU (11/24/23)  
Opp.: 668, TCU (10/1/22)

**Gained 700 yards total offense**

OU: 701, vs. Kansas (10/15/22)  
Opp.: 704, West Virginia (11/23/18)

**Gained 800 yards total offense**

OU: 854, at Texas Tech (10/22/16)  
Opp.: 854, Texas Tech (10/22/16)

**Held under 100 total yards**

OU: 83, vs. Navy (10/2/65)  
Opp.: 44 vs. Idaho State (9/12/09)

**Held under 200 total yards**

OU: 195, vs. Texas (10/8/22)  
Opp.: 197, Temple (8/30/24)

**Had 3 interceptions**

OU: 3, at Iowa State (10/29/22)  
Opp.: 3, Arizona (12/28/23)

**Had 4 interceptions**

OU: 4, vs. Oklahoma State (11/19/22)  
Opp.: 4, Texas (10/12/02)

**Had 5 or more interceptions**

OU: 5, at Tulsa (9/16/23)  
Opp.: 5, Nebraska (11/7/09)

**Had 15 or more tackles for loss**

OU: 15.0, at Tulsa (9/16/23)  
Opp.: N/A



# BEST OF THE 2000s

## INDIVIDUAL

### OFFENSE

#### Rushing Yards

427, Samaje Perine vs. Kansas (11/22/14)\*  
263, Joe Mixon at Texas Tech (10/22/16)  
249, Adrian Peterson at Oklahoma State (10/30/04)  
248, Quentin Griffin vs. Texas (10/12/02)  
242, Samaje Perine at West Virginia (9/20/14)

#### Rushing Attempts

37, Samaje Perine vs. Oklahoma State (12/3/16)  
36, Adrian Peterson at Kansas State (10/16/04)  
35, Samaje Perine vs. Texas (10/8/16)  
35, DeMarco Murray vs. Utah State (9/4/10)  
35, Allen Patrick at Missouri (10/28/06)  
35, Allen Patrick vs. Colorado (10/21/06)

#### Rushing Touchdowns

6, Quentin Griffin vs. Texas (10/7/00)\*  
5, Samaje Perine vs. Kansas (11/22/14)  
5, DeMarco Murray vs. North Texas (9/1/07)  
4, Done 8 times, MR:  
Rodney Anderson vs. West Virginia (11/25/17)

#### Passing Yards

598, Baker Mayfield at Oklahoma State (11/4/17)\*  
554, Landry Jones at West Virginia (11/17/12)  
545, Baker Mayfield at Texas Tech (10/22/16)  
505, Landry Jones at Kansas State (10/29/11)  
500, Landry Jones vs. Oklahoma State (11/24/12)

#### Pass Completions

46, Landry Jones vs. Oklahoma State (11/24/12)\*  
38, Landry Jones at West Virginia (11/17/12)  
37, Landry Jones at Oklahoma State (11/27/10)  
36, Done 5 times, MR: Landry Jones at Baylor (11/19/11)

#### Pass Attempts

71, Landry Jones vs. Oklahoma State (11/24/12)\*  
62, Landry Jones at Oklahoma State (11/27/10)  
59, Landry Jones at Texas A&M (11/6/10)  
58, Landry Jones at Nebraska (11/7/09)  
55, Landry Jones vs. Texas Tech (10/22/11)

#### Passing Touchdowns

7, Baker Mayfield at Texas Tech (10/22/16)\*  
6, Dillon Gabriel at Texas Tech (11/26/22)  
6, Caleb Williams vs. Texas Tech (10/30/21)  
6, Kyler Murray vs. Baylor (9/29/18)  
6, Landry Jones at West Virginia (11/17/12)  
6, Landry Jones vs. Tulsa (9/19/09)  
5, Done 21 times, MR: Dillon Gabriel vs. W. Virginia (11/11/23)

#### Receptions

15, Sterling Shepard vs. Kansas State (10/18/14)\*  
15, Justin Brown vs. Oklahoma State (11/24/12)\*  
15, Jalen Saunders vs. Notre Dame (10/27/12)\*  
15, Ryan Broyles vs. Iowa State (10/16/10)\*  
14, Sterling Shepard at Baylor (11/14/15)  
14, Ryan Broyles at Kansas State (10/29/11)  
14, Ryan Broyles vs. Tulsa (9/3/11)

#### Receiving Yards

265, Marquise Brown at Oklahoma State (11/4/17)\*  
243, Marquise Brown at West Virginia (11/23/18)  
232, Dede Westbrook vs. Texas (10/8/16)  
217, Ryan Broyles at Kansas (10/15/11)  
215, Sterling Shepard at TCU (10/4/14)

#### Receiving Touchdowns

4, Kenny Stills at West Virginia (11/17/12)\*  
4, Jermaine Gresham vs. Texas A&M (11/3/07)\*  
4, Trent Smith at Kansas (10/13/01)\*  
3, Done 19 times, MR: Deion Burks vs. Temple (8/30/24)

#### Total Offense

589, Baker Mayfield at Oklahoma State (11/4/17)\*  
572, Baker Mayfield vs. Tulsa (9/19/15)  
564, Baker Mayfield at Texas Tech (10/22/16)  
554, Landry Jones at West Virginia (11/17/12)  
508, Jalen Hurts vs. Houston (9/1/19)

#### All-Purpose Yards

446, Samaje Perine vs. Kansas (11/22/14)\*  
377, Joe Mixon at Texas Tech (10/22/16)  
316, Ryan Broyles vs. Oklahoma State (11/28/09)  
301, Ryan Broyles at Kansas (10/15/11)  
290, Rodney Anderson vs. TCU (11/11/17)

#### Tackles

28, Kenneth Murray vs. Army (9/22/18)  
23, Curtis Bolton vs. Army (9/22/18)  
19, Dominique Alexander vs. Texas (10/12/13)  
19, Travis Lewis vs. Texas (10/11/08)  
19, Lance Mitchell at Missouri (10/5/02)

#### Tackles for Loss

5.0, Pryce Macon vs. Nebraska (12/4/10)  
5.0, Rufus Alexander vs. Middle Tennessee (9/23/06)  
5.0, Teddy Lehman vs. Kansas State (12/6/03)  
5.0, Jimmy Wilkerson at Baylor (11/4/00)  
4.0, many times, MR: Danny Stutsman vs. Kent State (9/10/22)

#### Sacks

3.0, 16 times, MR: R Mason Thomas vs. Tulane (9/14/24)

#### Interceptions

3, Tony Jefferson vs. Ball State (10/1/11)\*  
3, J.T. Thatcher vs. Kansas (9/30/00)\*  
2, 24 times, MR: Woodi Washington at Okla. State (11/27/21)

#### Pass Breakups

5, Derrick Strait vs. Oklahoma State (11/24/01)  
4, 9 times, MR: Tre Brown vs. Baylor (9/29/18)

## SPECIAL TEAMS

#### Field Goals Made

4, 10 times, MR: Gabe Brkic vs. Texas (10/9/21)\*

## LONGEST PLAYS

#### Rush

99, Abdul Adams at Baylor (9/23/17)\*#  
95, Damien Williams vs. Texas (10/13/12)#  
92, DeMarco Murray vs. Utah State (9/15/07)#  
89, Damien Williams vs. Florida A&M (9/8/12)#  
86, Kennedy Brooks vs. Kansas State (10/27/18)#  
84, Adrian Peterson vs. Oklahoma State (11/26/05)#

#### Pass Play

88, Baker Mayfield to Dede Westbrook vs. Kansas State (10/15/16)#  
87, Kyler Murray to Marquise Brown vs. Tulane (9/16/17)#  
86, Landry Jones to Cameron Kenney at OSU (11/27/10)#  
86, Kyler Murray to CeeDee Lamb vs. Baylor (9/29/18)#  
84, Baker Mayfield to Marquise Brown at Oklahoma State (11/4/17)#  
82, Kyler Murray to CeeDee Lamb vs. Kansas State (10/27/18)#  
82, Baker Mayfield to CeeDee Lamb vs. Tulane (9/16/17)#  
82, Blake Bell to Jaz Reynolds vs. Tulsa (9/14/13)

#### Punt

85, Michael Turk vs. Texas (10/9/21)  
85, Tress Way vs. Utah State (9/4/10)  
75, Tress Way at TCU (12/1/12)  
75, Michael Cohen at Texas A&M (11/4/06)  
74, Tress Way vs. Oklahoma State (11/28/09)  
73, Cody Freeby at Texas Tech (11/19/05)

#### Field Goal

56, Gabe Brkic vs. Western Carolina (9/11/21)  
56, Gabe Brkic vs. Tulane (9/4/21)  
55, Gabe Brkic vs. Tulane (9/4/21)  
54, Gabe Brkic vs. Iowa State (12/19/20)  
53, Gabe Brkic vs. Texas Tech (10/30/21)  
53, Michael Hunnicutt at Kansas State (10/29/11)  
53, Garrett Hartley vs. Utah State (9/15/07)  
52, Garrett Hartley vs. Texas (10/8/05)  
51, Gabe Brkic vs. Tulane (9/4/21)  
51, Gabe Brkic at Iowa State (10/3/20)  
51, Austin Seibert vs. West Virginia (11/25/17)  
50, Tyler Keltner vs. Temple (8/30/23)  
50, Gabe Brkic vs. Baylor (12/5/20)  
50, Gabe Brkic vs. Kansas (11/7/20)  
50, Garrett Hartley at Nebraska (10/29/05)

#### Punt Return

91, Antonio Perkins at Tulsa (8/30/02)#  
91, Jalen Saunders vs. Iowa State (11/16/13)#  
90, Justin Brown vs. Kansas (10/20/12)#  
87, Ryan Broyles vs. Oklahoma State (11/28/09)#  
84, Antonio Perkins vs. UCLA (9/20/03)#

#### Kick Return

100, Alex Ross at West Virginia (9/20/14)\*#  
100, Roy Finch vs. Kansas (10/20/12)\*#  
100, Mark Bradley at Iowa State (10/4/03)\*#  
97, Joe Mixon vs. Ohio State (9/17/16)#  
93, J.T. Thatcher at Kansas State (10/14/00)

#### Interception Return

100, Billy Bowman at BYU (11/18/23)\*#  
100, Julian Wilson vs. Tennessee (9/13/14)\*#  
97, Derrick Strait at Texas Tech (11/22/03)  
85, Dominique Franks at Kansas (10/24/09)#  
85, J.T. Thatcher vs. Texas Tech (11/18/00)#  
80, Jordan Evans at West Virginia (11/19/16)#

#### Fumble Return

70, Nik Bonitto at Kansas State (10/2/21)\*  
69, Cory Heinecke at Air Force (9/1/01)#  
61, Reggie Smith vs. Miami (FL) (9/8/07)#  
56, Jamell Fleming vs. Texas (10/8/11)#  
53, Keenan Clayton vs. Texas Tech (11/22/08)

\* School record

# Play resulted in a touchdown

## TEAM

## OFFENSE

**First Downs**

44, vs. Oklahoma State (11/24/12)  
 41, at Iowa State (11/1/14)  
 39, vs. Missouri (12/6/08)  
 38, vs. Tulsa (9/19/15)  
 37, vs. Iowa State (10/16/10)

**Rushing Yards**

510, vs. Kansas (11/22/14)  
 510, at Iowa State (11/1/14)  
 435, vs. Florida (12/30/20)  
 405, vs. Texas Tech (10/24/15)  
 405, vs. Iowa State (11/16/13)  
 384, at Texas Tech (11/15/14)

**Rushing Attempts**

66, vs. Iowa State (10/19/02)  
 64, vs. TCU (11/23/19)  
 64, at West Virginia (11/19/16)  
 63, vs. Oklahoma State (12/6/14)  
 61, vs. Texas A&M (11/8/03)  
 61, vs. Texas Tech (11/23/02)

**Rushing Touchdowns**

8, vs. Florida A&M (9/8/12)  
 7, vs. Texas Tech (10/24/15)  
 7, vs. North Texas (9/1/07)  
 7, vs. Texas (10/7/00)  
 6, vs. Kansas (11/7/20)  
 6, at Texas Tech (10/31/20)  
 6, vs. Texas (10/13/12)  
 6, vs. Missouri (12/6/08)

**Passing Yards**

598, at Oklahoma State (11/4/17)  
 554, at West Virginia (11/17/12)  
 545, at Texas Tech (10/22/16)  
 520, at Kansas State (10/29/11)  
 512, vs. Oklahoma State (11/24/12)

**Pass Completions**

47, vs. Oklahoma State (11/24/12)  
 39, vs. Tulsa (9/3/11)  
 39, vs. Tulsa (11/3/01)  
 38, at West Virginia (11/17/12)  
 37, at Oklahoma State (11/27/10)  
 37, at Kansas State (10/29/11)

**Pass Attempts**

73, vs. Oklahoma State (11/24/12)  
 62, at Oklahoma State (11/27/10)  
 60, at Texas A&M (11/6/10)  
 58, at Nebraska (11/7/09)  
 55, vs. Texas Tech (10/22/11)

**Passing Touchdowns**

7, vs. Texas Tech (10/30/21)  
 7, at Texas Tech (10/22/16)  
 6, at Texas Tech (11/26/22)  
 6, vs. South Dakota (9/7/19)  
 6 vs. Baylor (9/29/18)  
 6, at West Virginia (11/17/12)  
 6, vs. Tulsa (9/19/09)  
 6, vs. Miami (FL) (9/8/07)  
 5, 26 times, MR: vs. West Virginia (11/11/23)

**Total Offense**

854, at Texas Tech (10/22/16)  
 785, at Oklahoma State (11/4/17)  
 773, vs. Tulsa (9/19/15)  
 751, at Iowa State (11/1/14)  
 733, vs. South Dakota (9/7/19)  
 710, at Kansas (10/31/15)  
 702, vs. Oklahoma State (11/10/18)  
 702, vs. Kansas State (10/27/18)

**Points**

79, vs. North Texas (9/1/07)  
 77, vs. Texas A&M (11/8/03)  
 76, vs. Western Carolina (9/11/21)  
 73, vs. Arkansas State (9/2/23)  
 70, vs. South Dakota (9/7/19)  
 69, vs. TCU (11/24/23)  
 69, vs. Florida A&M (9/8/12)  
 68, vs. UTEP (9/14/02)  
 66, at Tulsa (9/16/23)  
 66, at Texas Tech (10/22/16)  
 66, at Texas A&M (11/8/08)

## DEFENSE

**Fewest First Downs Allowed**

1, vs. Chattanooga (8/30/08)  
 3, vs. Colorado (12/4/04)  
 3, vs. Texas A&M (11/8/03)  
 5, vs. Colorado (10/21/06)  
 5, vs. Iowa State (10/19/02)  
 5, vs. Texas A&M (11/10/01)

**Fewest Rush Yards Allowed**

-48, at Baylor (11/18/06)  
 -22, vs. Idaho State (9/12/09)  
 -7, at Texas Tech (11/17/01)  
 -7, vs. Texas (10/7/00)  
 -4, vs. Colorado (12/4/04)

**Fewest Pass Yards Allowed**

13, vs. Arkansas (11/1/02)  
 16, at Kansas (10/19/13)  
 20, vs. Chattanooga (8/30/08)  
 25, at Baylor (11/4/00)  
 32, vs. Texas A&M (11/8/03)  
 40, vs. Army (9/22/18)

**Fewest Completions Allowed**

2, vs. Arkansas (11/1/02)  
 3, vs. Army (9/22/18)  
 3, vs. Chattanooga (8/30/08)  
 3, vs. Colorado (10/21/06)  
 4, vs. Texas A&M (11/8/03)  
 4, vs. Iowa State (10/19/02)

**Fewest Total Yards Allowed**

36, vs. Chattanooga (8/30/08)  
 44, vs. Idaho State (9/12/09)  
 46, vs. Colorado (12/4/04)  
 50, vs. Arkansas (11/1/02)  
 54, vs. Texas A&M (11/8/03)

**Fewest Points Allowed**

0, 15 times, MR: vs. Western Carolina (9/11/21)

**Most Sacks Recorded**

9, vs. Kansas (11/7/20)  
 9, vs. Texas (10/12/19)  
 9, vs. Arkansas (11/1/02)  
 9, at Nebraska (10/29/05)  
 8, vs. Texas (10/8/11)  
 7, 8 times, MR: vs. Iowa State (11/20/21)

**Most Tackles for Loss Recorded**

17, vs. Idaho State (9/12/09)  
 16, vs. Texas (10/8/11)  
 15, at Tulsa (9/16/23)  
 15, vs. Baylor (12/7/19)  
 15, vs. Texas (10/12/19)  
 15, vs. Oklahoma State (11/26/05)  
 14, 3 times, MR: vs. Kent State (9/10/22)

**Most Interceptions Recorded**

5, at Tulsa (9/16/23)  
 5, at Texas Tech (11/22/03)  
 5, vs. Kansas (9/30/00)  
 4, vs. Oklahoma State (11/19/22)  
 4, vs. Texas Tech (10/24/15)  
 4, vs. Texas (10/6/01)  
 3, 26 times, MR: at Iowa State (10/29/22)

**Most Turnovers Forced**

7, vs. Kansas (9/30/00)  
 7, vs. UTEP (9/2/00)  
 6, vs. Texas (10/11/03)  
 5, 11 times, MR: at Tulsa (9/16/23)

**2024 RESULTS** (OVERALL: 3-1 | SEC: 0-1 | HOME: 3-1 | AWAY: 0-0 | NEUTRAL: 0-0)

Date	CFP/AP/C	Opponent (Rank)	TV	Site	Result	Attend.	Top Passer	Top Rusher	Top Receiver	Top Tackler
8/30	(NA/16/16)	Temple	ESPN	Norman	W, 51-3	83,329	Arnold (17-25-141-0, 4 TD)	Tatum (5-69-1)	Burks (6-36-3)	Stutsman (6)
9/7	(NA/15/13)	Houston	SECN	Norman	W, 16-12	83,653	Arnold (19-32-174-1, 2 TD)	Barnes (12-40-0)	Burks (9-53-0)	Stutsman (15)
9/14	(NA/15/13)	Tulane	ESPN	Norman	W, 34-19	83,325	Arnold (18-29-169-1, 1 TD)	Arnold (14-97-2)	Burks (7-80-0)	Stutsman (12)
9/21	(NA/15/13)	Tennessee (NA/6/7)	ABC	Norman	L, 15-25	84,071	Hawkins Jr. (11-18-132-0, 1 TD)	Hawkins Jr. (12-22-0)	Pettaway (3-79)	Spears-Jennings (13)
9/28	(NA/21/18)	at Auburn	ABC	Auburn, Ala.						
10/12		vs. Texas		Dallas, Texas						
10/19		South Carolina		Norman						
10/26		at Ole Miss		Oxford, Miss.						
11/2		Maine		Norman						
11/9		at Missouri		Columbia, Mo.						
11/23		Alabama		Norman						
11/30		at LSU		Baton Rouge, La.						

**TEAM STATISTICS**

	OU	OPP
<b>SCORING</b>	<b>116</b>	<b>59</b>
Points Per Game	29.0	14.8
Points off Turnovers	48	16
<b>FIRST DOWNS</b>	<b>72</b>	<b>61</b>
Rushing	29	24
Passing	34	30
Penalty	9	7
<b>RUSHING YARDAGE</b>	<b>513</b>	<b>384</b>
Yards gained rushing	644	508
Yards lost rushing	131	124
Rushing Attempts	144	157
Average Per Rush	3.6	2.4
Average Per Game	128.3	96.0
TDs Rushing	5	1
<b>PASSING YARDAGE</b>	<b>685</b>	<b>755</b>
Comp-Att-Int	75-125-3	64-107-4
Average Per Pass	5.5	7.1
Average Per Catch	9.1	11.8
Average Per Game	171.3	188.8
TDs Passing	8	4
<b>TOTAL OFFENSE</b>	<b>1198</b>	<b>1139</b>
Total Plays	269	264
Average Per Play	4.5	4.3
Average Per Game	299.5	284.8
<b>KICK RETURNS: #-Yards</b>	<b>2-31</b>	<b>5-74</b>
<b>PUNT RETURNS: #-Yards</b>	<b>10-89</b>	<b>7-(-3)</b>
<b>INT RETURNS: #-Yards</b>	<b>4-38</b>	<b>3-39</b>
<b>KICK RETURN AVERAGE</b>	<b>15.5</b>	<b>14.8</b>
<b>PUNT RETURN AVERAGE</b>	<b>8.9</b>	<b>-0.4</b>
<b>INT RETURN AVERAGE</b>	<b>9.5</b>	<b>13.0</b>
<b>FUMBLES-LOST</b>	<b>6-2</b>	<b>8-8</b>
<b>PENALTIES-Yards</b>	<b>21-206</b>	<b>35-258</b>
Average Per Game	51.5	64.5
<b>PUNTS-Yards</b>	<b>25-1130</b>	<b>26-1165</b>
Average Per Punt	45.2	44.8
Net punt average	45.0	40.6
<b>TIME OF POSSESSION/Game</b>	<b>27:24</b>	<b>32:38</b>
<b>3RD-DOWN Conversions</b>	<b>16-57</b>	<b>19-62</b>
3rd-Down Pct	28%	31%
<b>4TH-DOWN Conversions</b>	<b>4-6</b>	<b>3-4</b>
4th-Down Pct	67%	75%
<b>SACKS BY-Yards</b>	<b>14-75</b>	<b>12-69</b>
<b>MISC YARDS</b>	<b>0</b>	<b>0</b>
<b>TOUCHDOWNS SCORED</b>	<b>14</b>	<b>6</b>
<b>FIELD GOALS-ATTEMPTS</b>	<b>6-7</b>	<b>6-7</b>
<b>ON-SIDE KICKS</b>	<b>0-1</b>	<b>0-0</b>
<b>RED-ZONE SCORES</b>	<b>(16-17) 94%</b>	<b>(7-7) 100%</b>
<b>RED-ZONE TOUCHDOWNS</b>	<b>(12-17) 71%</b>	<b>(3-7) 43%</b>
<b>PAT-ATTEMPTS</b>	<b>(12-13) 92%</b>	<b>(3-4) 75%</b>
<b>2-PT CONVERSION ATTEMPTS</b>	<b>(0-1) 0%</b>	<b>(0-2) 0%</b>
<b>ATTENDANCE</b>	<b>334378</b>	<b>0</b>
Games/Avg Per Game	4/83,595	0/0
Neutral Site Games		0/0

**SCORE BY QUARTERS**

	1st	2nd	3rd	4th	OT	TOTAL
Oklahoma	34	38	6	38	—	116
Opponents	13	18	19	9	—	59

**RUSHING**

Name	G	Att	Gain	Loss	Net	Avg	TD	Long	Avg/G
Arnold, Jackson	4	41	213	75	138	3.4	2	47	34.5
Barnes, Jovantae	4	39	146	8	138	3.5	1	17	34.5
Tatum, Taylor	4	18	116	0	116	6.4	2	35	29.0
Franklin, Sam	4	5	46	4	42	8.4	0	30	10.5
Sawchuk, Gavin	4	18	35	2	33	1.8	0	7	8.3
Burks, Deion	4	5	32	0	32	6.4	0	11	8.0
Hawkins Jr., Michael	2	14	56	24	32	2.3	0	11	16.0
Team	4	4	0	18	-18	-4.5	0	0	-4.5
<b>Total</b>	<b>4</b>	<b>144</b>	<b>644</b>	<b>131</b>	<b>513</b>	<b>3.6</b>	<b>5</b>	<b>47</b>	<b>128.3</b>
<b>Opponents</b>	<b>4</b>	<b>157</b>	<b>508</b>	<b>124</b>	<b>384</b>	<b>2.4</b>	<b>1</b>	<b>19</b>	<b>96.0</b>

**PASSING**

Name	G	Effic	Comp-Att-Int	Pct	Yds	TD	Long	Avg/G
Arnold, Jackson	4	120.87	61-102-3	59.8	538	7	47	134.5
Hawkins Jr., Michael	2	130.98	13-22-0	59.1	149	1	46	74.5
Tatum, Taylor	4	83.20	1-1-0	100.0	-2	0	0	-0.5
<b>Total</b>	<b>4</b>	<b>122.35</b>	<b>75-125-3</b>	<b>60.0</b>	<b>685</b>	<b>8</b>	<b>47</b>	<b>171.3</b>
<b>Opponents</b>	<b>4</b>	<b>123.94</b>	<b>64-107-4</b>	<b>59.8</b>	<b>755</b>	<b>4</b>	<b>66</b>	<b>188.8</b>

**RECEIVING**

Name	G	No	Yds	Avg	TD	Long	Avg/G
Burks, Deion	4	26	201	7.7	3	20	50.3
Sharp, Bauer	4	14	116	8.3	1	15	29.0
Thompson, Brenen	4	8	76	9.5	1	33	19.0
Roberts, Jake	4	6	67	11.2	1	28	16.8
Barnes, Jovantae	4	6	20	3.3	1	12	5.0
Ragins, Zion	4	4	44	11.0	0	14	11.0
Pettaway, Jaquaize	4	3	79	26.3	0	46	19.8
Sawchuk, Gavin	4	2	10	5.0	0	7	2.5
Anthony, Andrel	1	1	4	4.0	0	4	4.0
Farooq, Jalil	1	1	47	47.0	0	47	47.0
Arnold, Jackson	4	1	-2	-2.0	0	0	-0.5
Kearney, Zion	2	1	12	12.0	0	12	6.0
Tatum, Taylor	4	1	9	9.0	1	9	2.3
Carreon, Ivan	2	1	2	2.0	0	2	1.0
<b>Total</b>	<b>4</b>	<b>75</b>	<b>685</b>	<b>9.1</b>	<b>8</b>	<b>47</b>	<b>171.3</b>
<b>Opponents</b>	<b>4</b>	<b>64</b>	<b>755</b>	<b>11.8</b>	<b>4</b>	<b>66</b>	<b>188.8</b>



**PUNT RETURNS**

Name	No.	Yds	Avg	TD	Long
Bowen, Peyton	9	91	10.1	0	24
Bowman Jr., Billy	1	-2	-2.0	0	0
<b>Total</b>	<b>10</b>	<b>89</b>	<b>8.9</b>	<b>0</b>	<b>24</b>
<b>Opponents</b>	<b>7</b>	<b>-3</b>	<b>-0.4</b>	<b>0</b>	<b>8</b>

**KICK RETURNS**

Name	No.	Yds	Avg	TD	Long
Franklin, Sam	1	21	21.0	0	21
Bowman Jr., Billy	1	10	10.0	0	10
<b>Total</b>	<b>2</b>	<b>31</b>	<b>15.5</b>	<b>0</b>	<b>21</b>
<b>Opponents</b>	<b>5</b>	<b>74</b>	<b>14.8</b>	<b>0</b>	<b>22</b>

**INTERCEPTIONS**

Name	No.	Yds	Avg	TD	Long
Hardy, Jaydan	1	26	26.0	0	26
Walker, Kani	1	10	10.0	0	10
Bowman Jr., Billy	1	2	2.0	0	2
Spears-Jennings, Robert	1	0	0.0	0	0
<b>Total</b>	<b>4</b>	<b>38</b>	<b>9.5</b>	<b>0</b>	<b>26</b>
<b>Opponents</b>	<b>3</b>	<b>39</b>	<b>13.0</b>	<b>1</b>	<b>22</b>

**FUMBLE RETURNS**

Name	No.	Yds	Avg	TD	Long
Kanak, Jaren	1	21	21.0	1	21
Thomas, R Mason	1	8	8.0	0	8
Downs, Ethan	1	1	1.0	0	1
Terry, Da'Jon	1	0	0.0	0	0
Bowman Jr., Billy	1	0	0.0	0	0
Carter, Lewis	1	0	0.0	0	0
Spears-Jennings, Robert	1	0	0.0	0	0
Terry, Da'Jon	1	0	0.0	0	0
<b>Total</b>	<b>8</b>	<b>30</b>	<b>3.8</b>	<b>1</b>	<b>21</b>
<b>Opponents</b>	<b>2</b>	<b>0</b>	<b>0.0</b>	<b>0</b>	<b>0</b>

**FIELD GOALS BY PLAYER**

Name	FGM-FGA	Pct.	01-19	20-29	30-39	40-49	50-99	Lg	Blk
Keltner, Tyler	6-7	85.7	0-0	2-2	2-2	1-2	1-1	50	0

**FIELD GOALS SEQUENCE**

	Oklahoma	Opponents
Temple	(50),(42),(24)	—
Houston		(43),(44)
Tulane	(29),(39)	50
Tennessee	(37)	(27),(41),(32)
Auburn		
Texas		
South Carolina		
Ole Miss		
Maine		
Missouri		
Alabama		
LSU		

Numbers in (parentheses) indicate field goal was made

**PUNTING**

Name	No.	Yds.	Avg.	Long	TB	FC	I20	50+	Blkd
Elzinga, Luke	24	1091	45.5	63	2	9	11	8	0
Arnold, Jackson	1	39	39.0	39	0	0	1	0	0
<b>Total</b>	<b>25</b>	<b>1130</b>	<b>45.2</b>	<b>63</b>	<b>2</b>	<b>9</b>	<b>12</b>	<b>8</b>	<b>0</b>
<b>Opponents</b>	<b>26</b>	<b>1165</b>	<b>44.8</b>	<b>78</b>	<b>1</b>	<b>8</b>	<b>5</b>	<b>6</b>	<b>0</b>

**KICKOFFS**

Name	No.	Yds.	Avg.	TB	OB	Ret.	Net	YdLn
Schmit, Zach	24	1533	63.9	16	1			
<b>Total</b>	<b>24</b>	<b>1533</b>	<b>63.9</b>	<b>16</b>	<b>1</b>	<b>5</b>	<b>41.7</b>	<b>23</b>
<b>Opponents</b>	<b>16</b>	<b>1000</b>	<b>62.5</b>	<b>11</b>	<b>1</b>	<b>2</b>	<b>40.6</b>	<b>24</b>

**SCORING**

Name	TD	FGs	PAT Kick	PAT Rush	PAT Rcv	PAT Pass	DXP	Saf	Points
Keltner, Tyler	-	6-7	12-13	-	-	-	-	-	30
Burks, Deion	3	-	-	-	-	-	-	-	18
Tatum, Taylor	3	-	-	-	-	-	-	-	18
Barnes, Jovantae	2	-	-	-	-	-	-	-	12
Arnold, Jackson	2	-	-	-	-	-	-	-	12
Roberts, Jake	1	-	-	-	-	-	-	-	6
Sharp, Bauer	1	-	-	-	-	-	-	-	6
Thompson, Brenen	1	-	-	-	-	-	-	-	6
Kanak, Jaren	1	-	-	-	-	-	-	-	6
Halton, Gracen	-	-	-	-	-	-	-	1	2
<b>Total</b>	<b>14</b>	<b>6-7</b>	<b>12-13</b>	<b>0</b>	<b>0</b>	<b>0</b>	<b>0</b>	<b>1</b>	<b>116</b>
<b>Opponents</b>	<b>6</b>	<b>6-7</b>	<b>3-4</b>	<b>0</b>	<b>0</b>	<b>0</b>	<b>0</b>	<b>1</b>	<b>59</b>

**ALL-PURPOSE YARDS**

Name	G	Rush	Rec	PR	KOR	IR	Tot	Avg/G
Burks, Deion	4	32	201	0	0	0	233	58.3
Barnes, Jovantae	4	138	20	0	0	0	158	39.5
Arnold, Jackson	4	138	-2	0	0	0	136	34.0
Tatum, Taylor	4	116	9	0	0	0	125	31.3
Sharp, Bauer	4	0	116	0	0	0	116	29.0
Bowen, Peyton	4	0	0	91	0	0	91	22.8
Pettaway, Jaquaize	4	0	79	0	0	0	79	19.8
Thompson, Brenen	4	0	76	0	0	0	76	19.0
Roberts, Jake	4	0	67	0	0	0	67	16.8
Franklin, Sam	4	42	0	0	21	0	63	15.8
Farooq, Jalil	1	0	47	0	0	0	47	47.0
Ragins, Zion	4	0	44	0	0	0	44	11.0
Sawchuk, Gavin	4	33	10	0	0	0	43	10.8
Hawkins Jr., Michael	2	32	0	0	0	0	32	16.0
Hardy, Jaydan	4	0	0	0	0	26	26	6.5
Kearney, Zion	2	0	12	0	0	0	12	6.0
Walker, Kani	4	0	0	0	0	10	10	2.5
Bowman Jr., Billy	4	0	0	-2	10	2	10	2.5
Anthony, Andre	1	0	4	0	0	0	4	4.0
Carreon, Ivan	2	0	2	0	0	0	2	1.0
TEAM	4	-18	0	0	0	0	-18	-4.5
<b>Total</b>	<b>4</b>	<b>513</b>	<b>685</b>	<b>89</b>	<b>31</b>	<b>38</b>	<b>1356</b>	<b>339.0</b>
<b>Opponents</b>	<b>4</b>	<b>384</b>	<b>755</b>	<b>-3</b>	<b>74</b>	<b>39</b>	<b>1249</b>	<b>312.3</b>

**TOTAL OFFENSE**

Name	G	Plays	Rush	Pass	Total	Avg/G
Arnold, Jackson	4	143	138	538	676	169.0
Hawkins Jr., Michael	2	36	32	149	181	90.5
Barnes, Jovantae	4	39	138	0	138	34.5
Tatum, Taylor	4	19	116	-2	114	28.5
Franklin, Sam	4	5	42	0	42	10.5
Sawchuk, Gavin	4	18	33	0	33	8.3
Burks, Deion	4	5	32	0	32	8.0
TEAM	4	0	-18	0	-18	-4.5
<b>Total</b>	<b>4</b>	<b>269</b>	<b>513</b>	<b>685</b>	<b>1198</b>	<b>299.5</b>
<b>Opponents</b>	<b>4</b>	<b>264</b>	<b>384</b>	<b>755</b>	<b>1139</b>	<b>284.8</b>

## OFFENSIVE GAME-BY-GAME

### PASSING (Quarterbacks only)

#11 Jackson Arnold	Att	Comp	INT	Pct	Yards	TD	Long	Sack	Yds	Effic
Temple	25	17	0	68.0	141	4	47	3	13	168.2
Houston	32	19	1	59.4	174	2	33	3	11	119.4
Tulane	29	18	1	62.0	169	1	20	3	18	115.5
Tennessee	16	7	1	43.8	54	0	12	1	4	59.6
<b>Totals</b>	<b>102</b>	<b>61</b>	<b>3</b>	<b>59.8</b>	<b>538</b>	<b>7</b>	<b>47</b>	<b>10</b>	<b>46</b>	<b>120.9</b>

#9 Michael Hawkins Jr.	Att	Comp	INT	Pct	Yards	TD	Long	Sack	Yds	Effic
Temple	4	2	0	50.0	17	0	10	0	0	93.6
Tennessee	18	11	0	61.1	132	1	46	2	23	141.0
<b>Totals</b>	<b>22</b>	<b>13</b>	<b>0</b>	<b>59.1</b>	<b>149</b>	<b>1</b>	<b>46</b>	<b>2</b>	<b>23</b>	<b>131.0</b>

### RUSHING

Player	No-Yds/TD	TEM	HOU	TLN	TEN	AUB	UT	SCAR	OM	MAINE	MIZ	ALA	LSU
Arnold, Jackson	41-138/2	11-34/0	11-28/0	14-97/2	5--21/0								
Barnes, Jovantae	39-138/1	5-33/0	12-40/0	14-53/0	8-12/1								
Tatum, Taylor	18-116/2	5-69/1	1-6/0	9-27/1	3-14/0								
Sawchuk, Gavin	18-33/0	6-15/0	4-4/0	6-16/0	2--2/0								
Hawkins Jr., Michael	14-32/0	2-10/0	DNP	DNP	12-22/0								
Franklin, Sam	5-42/0	4-45/0	-	-	1--3/0								
Burks, Deion	5-32/0	3-14/0	-	-	2-18/0								

### RECEIVING

Player	No-Yds/TD	TEM	HOU	TLN	TEN	AUB	UT	SCAR	OM	MAINE	MIZ	ALA	LSU
Burks, Deion	26-201/3	6-36/3	9-53/0	7-80/0	4-32/0								
Sharp, Bauer	14-116/1	5-47/1	1-5/0	4-28/0	4-36/0								
Thompson, Brenen	8-76/1	4-15/0	2-43/1	-	2-18/0								
Roberts, Jake	6-67/1	-	3-51/1	1-5/0	2-11/0								
Barnes, Jovantae	6-20/1	-	3-8/0	1-12/0	2-0/1								
Ragins, Zion	4-44/0	1-7/0	1-14/0	1-13/0	1-10/0								
Pettaway, Jaquaize	3-79/0	-	-	-	3-79/0								
Sawchuk, Gavin	2-10/0	-	-	2-10/0	-								
Farooq, Jalil	1-47/0	1-47/0	DNP	DNP	DNP								
Kearney, Zion	1-12/0	-	DNP	1-12/0	DNP								
Tatum, Taylor	1-9/1	-	-	1-9/1	-								
Anthony, Andre	1-4/0	1-4/0	DNP	DNP	DNP								
Carreon, Ivan	1-2/0	1-2/0	DNP	-	DNP								
Arnold, Jackson	1--2/0	-	-	1--2/0	-								

TEAM TOTALS

	Score	1st Downs	Rushing No-Yds-TD	Passing (C-A-I-Yds-TD)	Total Offense (Play-Yds)	Punts No.-Avg.	Fumbles No.-Lost	Penalties No.-Yds	KO Ret. No.-Yds	Punt Ret. No.-Yds	Int. Ret. No.-Yds.	3rd-Down Conv.	Time of Poss.
Temple	3	13	36-69-0	12-25-2-128-0	61-197	6-43.8	4-4	8-46	3-55	1-(-5)	0-0	4 of 13	31:31
<b>Oklahoma</b>	<b>51</b>	<b>18</b>	<b>36-220-1</b>	<b>19-29-0-158-4</b>	<b>65-378</b>	<b>5-42.8</b>	<b>0-0</b>	<b>7-62</b>	<b>0-0</b>	<b>1-13</b>	<b>2-36</b>	<b>1 of 12</b>	<b>28:29</b>
Houston	12	18	35-58-0	24-28-1-260-1	63-318	6-40.7	1-1	8-70	1-19	3-(-10)	1-0	4 of 15	35:03
<b>Oklahoma</b>	<b>16</b>	<b>15</b>	<b>29-75-0</b>	<b>19-32-1-174-2</b>	<b>61-249</b>	<b>8-44.0</b>	<b>2-0</b>	<b>5-67</b>	<b>1-10</b>	<b>3-22</b>	<b>1-0</b>	<b>4 of 14</b>	<b>24:57</b>
Tulane	19	16	34-106-0	15-33-1-173-2	67-279	6-45.2	1-1	9-60	0-0	1-18	1-22	5 of 15	26:11
<b>Oklahoma</b>	<b>34</b>	<b>23</b>	<b>45-182-3</b>	<b>19-30-1-167-1</b>	<b>75-349</b>	<b>5-41.2</b>	<b>0-0</b>	<b>6-45</b>	<b>1-21</b>	<b>1-24</b>	<b>1-2</b>	<b>8 of 16</b>	<b>31:42</b>
Tennessee	25	14	52-151-1	13-21-0-194-1	73-345	8-48.4	2-2	10-82	1-0	2-12	1-17	6 of 19	35:41
<b>Oklahoma</b>	<b>15</b>	<b>16</b>	<b>34-36-1</b>	<b>18-34-1-186-1</b>	<b>68-222</b>	<b>7-51.0</b>	<b>4-2</b>	<b>3-32</b>	<b>0-0</b>	<b>5-30</b>	<b>0-0</b>	<b>3 of 15</b>	<b>24:28</b>
<b>Oklahoma</b> at Auburn													
vs. Texas													
<b>Oklahoma</b>													
South Carolina													
<b>Oklahoma</b>													
<b>Oklahoma</b> at Ole Miss													
Maine													
<b>Oklahoma</b>													
<b>Oklahoma</b> at Missouri													
Alabama													
<b>Oklahoma</b>													
<b>Oklahoma</b> at LSU													

STARTING LINEUPS

OFFENSE	QB	RB	TE	WR/TE/RB	WR	WR	LT	LG	C	RG	RT
TEMPLE	Arnold	Sawchuk	Sharp	Farooq	Burks	Thompson	Sexton	Hatchett	Hickman	Nwaiwu	Tarquin
HOUSTON	Arnold	Sawchuk	Sharp	Roberts	Burks	Thompson	Tarquin	Sexton	Bates	Nwaiwu	Taylor
TULANE	Arnold	Sawchuk	Sharp	Ragins	Burks	Thompson	Howland	Sexton	Bates	Nwaiwu	Tarquin
TENNESSEE	Arnold	Barnes	Sharp	Tatum	Burks	Anderson	Sexton	Ozaeta	Hickman	Nwaiwu	Tarquin
at Auburn											
vs. Texas											
SOUTH CAROLINA											
at Ole Miss											
MAINE											
at Missouri											
ALABAMA											
at LSU											

DEFENSE	DE/NB	NG	DT	DE	MLB	WLB	CHEETAH	CB	FS	SS	CB
TEMPLE	Thomas	Williams	Jackson	Downs	Stutsman	Lewis	Dolby	Malone	Bowen	Bowman Jr.	Walker
HOUSTON	Thomas	Williams	Jackson	Downs	Stutsman	Lewis	Dolby	Washington	Bowen	Bowman Jr.	Walker
TULANE	Thomas	Williams	Halton	Downs	Stutsman	McKinzie	Washington	Malone	Spears-Jennings	Bowman Jr.	Walker
TENNESSEE	Spears-Jennings	Williams	Terry	Downs	Stutsman	Lewis	Dolby	Malone	Bowen	Bowman Jr.	Walker
at Auburn											
vs. Texas											
SOUTH CAROLINA											
at Ole Miss											
MAINE											
at Missouri											
ALABAMA											
at LSU											



### 3RD-DOWN CONVERSIONS

Date	Opponent	Score	Overall		1st Qtr		2nd Qtr		3rd Qtr		4th Qtr		OT	
			Att	Conv	Att	Conv	Att	Conv	Att	Conv	Att	Conv	Att	Conv
Aug. 30	TEMPLE	W, 51-3	1-12	8.3%	0-3	0.0%	0-4	0.0%	0-3	0.0%	1-2	50.0%	—	—
Sept. 7	HOUSTON	W, 16-12	4-14	28.6%	0-2	0.0%	2-5	0.0%	1-2	50.0%	1-5	20.0%	—	—
Sept. 14	TULANE	W, 34-19	8-16	50.0%	5-6	83.3%	1-2	50.0%	1-3	33.3%	1-5	20.0%	—	—
Sept. 21	TENNESSEE	L, 15-25	3-15	20.0%	1-4	25.0%	0-3	0.0%	0-3	0.0%	2-5	40.0%	—	—
Sept. 28	at Auburn													
Oct. 12	vs. TEXAS													
Oct. 19	S. CAROLINA													
Oct. 26	at Ole Miss													
Nov. 2	MAINE													
Nov. 9	at Missouri													
Nov. 23	ALABAMA													
Nov. 30	at LSU													

### 4TH-DOWN CONVERSIONS

Date	Opponent	Score	Overall		1st Qtr		2nd Qtr		3rd Qtr		4th Qtr		OT	
			Att	Conv	Att	Conv	Att	Conv	Att	Conv	Att	Conv	Att	Conv
Aug. 30	TEMPLE	W, 51-3	3-3	100.0%	1-1	100.0%	2-2	100.0%	0-0	0.0%	0-0	0.0%	—	—
Sept. 7	HOUSTON	W, 16-12	0-0	0.0%	0-0	0.0%	0-0	0.0%	0-0	0.0%	0-0	0.0%	—	—
Sept. 14	TULANE	W, 34-19	0-0	0.0%	0-0	0.0%	0-0	0.0%	0-0	0.0%	0-0	0.0%	—	—
Sept. 21	TENNESSEE	L, 15-25	1-3	33.3%	0-1	0.0%	0-0	0.0%	0-0	0.0%	1-2	50.0%	—	—
Sept. 28	at Auburn													
Oct. 12	vs. TEXAS													
Oct. 19	S. CAROLINA													
Oct. 26	at Ole Miss													
Nov. 2	MAINE													
Nov. 9	at Missouri													
Nov. 23	ALABAMA													
Nov. 30	at LSU													

### TIME OF POSSESSION

Date	Opponent	Score	Overall	1st Qtr		2nd Qtr		3rd Qtr		4th Qtr	
				OU	Opp	OU	Opp	OU	Opp	OU	Opp
Aug. 30	TEMPLE	W, 51-3	28:29	7:16	8:12	6:36	6:25				
Sept. 7	HOUSTON	W, 16-12	24:57	3:48	7:35	4:36	8:58				
Sept. 14	TULANE	W, 34-19	31:42	7:05	7:19	8:30	8:48				
Sept. 21	TENNESSEE	L, 15-25	24:28	8:34	3:16	3:21	9:17				
Sept. 28	at Auburn										
Oct. 12	vs. TEXAS										
Oct. 19	S. CAROLINA										
Oct. 26	at Ole Miss										
Nov. 2	MAINE										
Nov. 9	at Missouri										
Nov. 23	ALABAMA										
Nov. 30	at LSU										

### OU GIVEAWAYS/TAKEAWAYS

Game	Giveaways			Takeaways			Dif.
	Fum	Int	Tot	Fum	Int	Tot	
TEMPLE	0	0	0	4	2	6	+6
HOUSTON	0	1	1	1	1	2	+1
TULANE	0	1	1	1	1	2	+1
TENNESSEE	2	1	3	2	0	2	-1
at Auburn							
vs. TEXAS							
S. CAROLINA							
at Ole Miss							
MAINE							
at Missouri							
ALABAMA							
at LSU							
<b>Total</b>	<b>2</b>	<b>3</b>	<b>5</b>	<b>8</b>	<b>4</b>	<b>12</b>	<b>+7</b>

### FUMBLES

Name	No.- Lost
Arnold, Jackson	2-2
Bowen, Peyton	1-0
Bowman Jr., Billy	1-0
Tatum, Taylor	1-0
<b>Total</b>	<b>5-2</b>

### OPENING DRIVES — OFFENSE

Game	1st Half	2nd Half
TEMPLE	Touchdown	Punt
HOUSTON	Punt	Interception
TULANE	Touchdown	Field Goal
TENNESSEE	Downs	Punt
at Auburn		
vs. TEXAS		
S. CAROLINA		
at Ole Miss		
MAINE		
at Missouri		
ALABAMA		
LSU		

### OPENING DRIVES — DEFENSE

Game	1st Half	2nd Half
TEMPLE	Punt	Punt
HOUSTON	Field Goal	Touchdown
TULANE	Punt	Touchdown
TENNESSEE	Punt	Punt
at Auburn		
vs. TEXAS		
S. CAROLINA		
at Ole Miss		
MAINE		
at Missouri		
ALABAMA		
LSU		

### OU ON PREGAME COIN FLIPS

Game	Result	Score
TEMPLE	Lost (Kicked)	W, 51-3
HOUSTON	Lost (Received)	W, 16-12
TULANE	Won (Kicked)	W, 34-19
TENNESSEE	Lost (Received)	L, 15-25
at Auburn		
vs. TEXAS		
S. CAROLINA		
at Ole Miss		
MAINE		
at Missouri		
ALABAMA		
LSU		

## DEFENSIVE LEADERS

No.	Name	GP	Solo	Ast	Total	TFL-Yds	Sacks-Yards	Int-Yds	BrUp	QBH	Rcv-Yds	FF	Block	Saf
28	Stutsman, Danny	4	21	15	36	1.5-2	.	.	.	1	.	.	.	.
3	Spears-Jennings, Robert	4	20	9	29	2.5-10	1-9	1-0	.	.	1-0	2	.	.
24	Omosigho, Sammy	4	8	8	16	2.5-5	.	.	.	2	.	.	.	.
10	Lewis, Kip	4	9	7	16	0.5-0	.	.	.	.	.	.	.	.
2	Bowman Jr., Billy	4	10	5	15	1-1	.	1-2	1	.	1-0	.	.	.
20	Carter, Lewis	4	11	1	12	2-8	.	.	.	.	1-0	1	.	.
26	Walker, Kani	4	8	4	12	1-1	.	1-10	4	.	.	.	.	.
52	Williams, Damic	4	6	5	11	2-6	1-5	.	.	1	.	.	.	.
15	Dolby, Kendel	3	7	3	10	1-2	1-2	.	1	1	.	.	.	.
95	Terry, Da'Jon	4	5	4	9	0.5-1	0.5-1	.	.	.	1-0	.	.	.
5	Washington, Woodi	3	4	5	9	.	.	.	.	.	.	.	.	.
22	Bowen, Peyton	4	1	8	9	.	.	.	.	.	.	.	.	.
40	Downs, Ethan	4	5	3	8	2-9	1-7	.	.	1	1-1	1	.	.
32	Thomas, R Mason	4	5	3	8	4.5-19	3.5-18	.	1	2	1-8	1	.	.
56	Halton, Gracen	4	7	1	8	3.5-25	2.5-20	.	.	1	1-0	1	.	1
11	McKinzie, Kobie	4	3	4	7	1-1	.	.	.	.	.	.	.	.
4	Malone, Dez	4	6	1	7	1-2	.	.	1	.	.	.	.	.
65	Jackson, Jayden	4	3	4	7	.	.	.	.	.	.	.	.	.
19	Johnson, Jacobe	4	6	1	7	.	.	.	.	.	.	.	.	.
7	Kanak, Jaren	4	.	6	6	.	.	.	.	.	1-21	.	.	.
30	Ford, Trace	4	3	.	3	2-7	1-3	.	1	.	.	1	.	.
0	Stone, David	4	1	2	3	1-4	.	.	.	.	.	.	.	.
38	Heinecke, Owen	4	2	.	2	.	.	.	.	.	.	.	.	.
90	Woullard, Caiden	4	1	1	2	.	.	.	.	1	.	.	.	.
99	Strong, Markus	1	2	.	2	2-7	2-7	.	.	.	.	.	.	.
14	Hardy, Jaydan	4	1	1	2	.	.	1-26	.	.	.	.	.	.
23	Bowen, Eli	2	2	.	2	.	.	.	1	.	.	.	.	.
25	Boganowski, Michael	4	1	1	2	.	.	.	.	.	.	.	.	.
47	Nesta, James	1	1	1	2	.	.	.	.	.	.	.	.	.
96	Sears, Davon	2	.	1	1	.	.	.	.	.	.	.	.	.
55	Sanders, Ashton	4	.	1	1	0.5-3	0.5-3	.	.	.	.	.	.	.
6	Burks, Deion	4	1	.	1	.	.	.	.	.	.	.	.	.
21	Newcombe, Jeremiah	1	.	1	1	.	.	.	.	.	.	.	.	.
13	Hester, JJ	4	1	.	1	.	.	.	.	.	.	.	.	.
80	Kysar, Bergin	1	1	.	1	.	.	.	.	.	.	.	.	.
	<b>Totals</b>	<b>4</b>	<b>162</b>	<b>106</b>	<b>268</b>	<b>32-113</b>	<b>14-75</b>	<b>4-38</b>	<b>10</b>	<b>10</b>	<b>8-30</b>	<b>7</b>	<b>0</b>	<b>1</b>
	<b>Opponents</b>	<b>4</b>	<b>163</b>	<b>96</b>	<b>259</b>	<b>28-103</b>	<b>12-69</b>	<b>3-39</b>	<b>12</b>	<b>7</b>	<b>2-0</b>	<b>2</b>	<b>0</b>	<b>1</b>

## DEFENSIVE GAME-BY-GAME

## TACKLES

Player	UA-A	Total	TEM	HOU	TLN	TEN	AUB	UT	SCAR	OM	MAINE	MIZ	ALA	LSU
Stutsman, Danny	21-15	36	3-3	12-3	6-6	0-3								
Spears-Jennings, Robert	20-9	29	3-1	4-1	6-1	7-6								
Lewis, Kip	9-7	16	3-1	2-2	0-1	4-3								
Omosigho, Sammy	8-8	16	1-2	5-0	2-2	0-4								
Bowman Jr., Billy	10-5	15	3-0	4-1	3-0	0-4								
Carter, Lewis	11-1	12	3-1	2-0	-	6-0								
Walker, Kani	8-4	12	2-1	-	3-1	3-2								
Williams, Damonic	6-5	11	0-2	1-1	1-2	4-0								
Dolby, Kendel	7-3	10	2-0	4-1	DNP	1-2								
Terry, Da'Jon	5-4	9	1-0	0-2	3-1	1-1								
Washington, Woodi	4-5	9	DNP	2-4	-	2-1								
Bowen, Peyton	1-8	9	-	0-1	1-0	0-7								
Halton, Gracen	7-1	8	2-1	2-0	2-0	1-0								
Thomas, R Mason	5-3	8	2-1	0-1	3-0	0-1								
Downs, Ethan	5-3	8	2-0	0-2	1-1	2-0								
Malone, Dez	6-1	7	1-0	2-0	1-0	2-1								
Johnson, Jacobe	6-1	7	3-1	2-0	1-0	-								
McKinzie, Kobie	3-4	7	1-0	1-1	1-3	-								
Jackson, Jayden	3-4	7	1-0	0-1	1-1	1-2								
Kanak, Jaren	0-6	6	0-2	0-3	0-1	-								
Ford, Trace	3-0	3	-	-	-	3-0								
Stone, David	1-2	3	0-2	-	-	1-0								
Bowen, Eli	2-0	2	DNP	DNP	-	2-0								
Heinecke, Owen	2-0	2	2-0	-	-	-								
Strong, Markus	2-0	2	2-0	DNP	DNP	DNP								
Hardy, Jaydan	1-1	2	-	0-1	-	1-0								
Boganowski, Michael	1-1	2	1-0	0-1	-	-								
Nesta, James	1-1	2	1-1	DNP	DNP	DNP								
Woullard, Caiden	1-1	2	-	1-0	-	0-1								
Burks, Deion	1-0	1	-	1-0	-	-								
Hester, JJ	1-0	1	-	-	-	1-0								
Kysar, Bergin	1-0	1	1-0	DNP	DNP	DNP								
Newcombe, Jeremiah	0-1	1	0-1	DNP	DNP	DNP								
Sanders, Ashton	0-1	1	0-1	-	-	-								
Sears, Davon	0-1	1	0-1	-	DNP	DNP								



## DEFENSIVE GAME-BY-GAME

## TACKLES FOR LOSS

Player	UA-A	Total	TEM	HOU	TLN	TEN	AUB	UT	SCAR	OM	MAINE	MIZ	ALA	LSU
Thomas, R Mason	4-1	4.5	1.0-1	-	3.0-17	0.5-1								
Halton, Gracen	3-1	3.5	1.5-9	2.0-16	-	-								
Spears-Jennings, Robert	2-1	2.5	-	1.0-1	0.5-0	1.0-9								
Omosigho, Sammy	2-1	2.5	0.5-1	2.0-4	-	-								
Carter, Lewis	2-0	2.0	-	-	-	2.0-8								
Ford, Trace	2-0	2.0	-	-	-	2.0-7								
Downs, Ethan	2-0	2.0	1.0-7	-	1.0-2	-								
Williams, Damonic	2-0	2.0	-	1.0-5	-	1.0-1								
Strong, Markus	2-0	2.0	2.0-7	DNP	DNP	DNP								
Stutsman, Danny	1-1	1.5	-	1.0-1	0.5-1	-								
Stone, David	1-0	1.0	-	-	-	1.0-4								
Bowman Jr., Billy	1-0	1.0	1.0-1	-	-	-								
Malone, Dez	1-0	1.0	-	-	1.0-2	-								
McKinzie, Kobie	1-0	1.0	-	-	1.0-1	-								
Dolby, Kendel	1-0	1.0	1.0-2	-	DNP	-								
Walker, Kani	1-0	1.0	-	-	-	1.0-1								
Lewis, Kip	0-1	0.5	0.5-0	-	-	-								
Sanders, Ashton	0-1	0.5	0.5-3	-	-	-								
Terry, Da'Jon	0-1	0.5	-	-	-	0.5-1								

## SACKS

Player	UA-A	Total	TEM	HOU	TLN	TEN	AUB	UT	SCAR	OM	MAINE	MIZ	ALA	LSU
Thomas, R Mason	3-1	3.5	-	-	3-17	0.5-1								
Halton, Gracen	2-1	2.5	1.5-9	1-11	-	-								
Strong, Markus	2-0	2	2-7	DNP	DNP	DNP								
Spears-Jennings, Robert	1-0	1	-	-	-	1-9								
Dolby, Kendel	1-0	1	1-2	-	DNP	-								
Ford, Trace	1-0	1	-	-	-	1-3								
Downs, Ethan	1-0	1	1-7	-	-	-								
Williams, Damonic	1-0	1	-	1-5	-	-								
Sanders, Ashton	0-1	0.5	0.5-3	-	-	-								
Terry, Da'Jon	0-1	0.5	-	-	-	0.5-1								

### PARTICIPATION GAME-BY-GAME

NO.	NAME	GP/GS	TEM	HOU	TLN	TEN	AUB	UT	SCAR	OM	MAINE	MIZ	ALA	LSU
34	Adebawore, Adepoju	3/0	XXX	XXX	XXX	...								
50	Anderson, Ben	4/0	XXX	XXX	XXX	XXX								
4	Anderson, Nic	1/1	...	...	...	START								
5	Anthony, Andrel	1/0	XXX	...	...	...								
11	Arnold, Jackson	4/4	START	START	START	START								
2	Barnes, Jovantae	4/1	XXX	XXX	XXX	START								
64	Bates, Joshua	3/2	XXX	START	START	...								
25	Boganowski, Michael	4/0	XXX	XXX	XXX	XXX								
23	Bowen, Eli	2/0	...	...	XXX	XXX								
22	Bowen, Peyton	4/3	START	START	XXX	START								
2	Bowman Jr., Billy	4/4	START	START	START	START								
56	Brooks, Eugene	3/0	XXX	XXX	XXX	...								
58	Brown, Spencer	4/0	XXX	XXX	XXX	XXX								
6	Burks, Deion	4/4	START	START	START	START								
29	Calmus, Casen	1/0	XXX	...	...	...								
82	Carreon, Ivan	2/0	XXX	...	XXX	...								
20	Carter, Lewis	4/0	XXX	XXX	XXX	XXX								
15	Dolby, Kendel	3/3	START	START	...	START								
40	Downs, Ethan	4/4	START	START	START	START								
48	Elzinga, Luke	4/0	XXX	XXX	XXX	XXX								
3	Farooq, Jalil	1/1	START	...	...	...								
30	Ford, Trace	4/0	XXX	XXX	XXX	XXX								
20	Franklin, Sam	4/0	XXX	XXX	XXX	XXX								
42	Gilmore, Wyatt	1/0	XXX	...	...	...								
56	Halton, Gracen	4/1	XXX	XXX	START	XXX								
14	Hardy, Jaydan	4/0	XXX	XXX	XXX	XXX								
66	Hatchett, Geirean	1/1	START	...	...	...								
9	Hawkins Jr., Michael	2/0	XXX	...	...	XXX								
38	Heinecke, Owen	4/0	XXX	XXX	XXX	XXX								
91	Heinig, Drew	1/0	XXX	...	...	...								
18	Helms, Kaden	2/0	XXX	...	XXX	...								
13	Hester, JJ	4/0	XXX	XXX	XXX	XXX								
51	Hickman, Branson	2/2	START	...	...	START								
0	Hicks, Kalib	3/0	...	XXX	XXX	XXX								
93	Hodges, Ace	1/0	XXX	...	...	...								
71	Howland, Logan	4/1	XXX	XXX	START	XXX								
65	Jackson, Jayden	4/2	START	START	XXX	XXX								
19	Johnson, Jacobe	4/0	XXX	XXX	XXX	XXX								
12	Jordan, Devon	3/0	XXX	...	XXX	XXX								
88	Jordan, Jacob	1/0	XXX	...	...	...								
7	Kanak, Jaren	4/0	XXX	XXX	XXX	XXX								
7	Kearney, Zion	2/0	XXX	...	XXX	...								
98	Keltner, Tyler	4/0	XXX	XXX	XXX	XXX								
80	Kysar, Bergin	1/0	XXX	...	...	...								
10	Lewis, Kip	4/3	START	START	XXX	START								
48	Malaska, Jocelyn	1/0	XXX	...	...	...								
4	Malone, Dez	4/3	START	XXX	START	START								
19	McIntyre, Kade	2/0	XXX	XXX	...	...								
11	McKinzie, Kobie	4/1	XXX	XXX	START	XXX								
47	Nesta, James	1/0	XXX	...	...	...								
21	Newcombe, J.	1/0	XXX	...	...	...								
54	Nwaiwu, Febechi	4/4	START	START	START	START								
16	Okoye, Danny	1/0	XXX	...	...	...								
24	Omosigho, Sammy	4/0	XXX	XXX	XXX	XXX								
77	Ozaeta, Heath	3/1	XXX	...	XXX	START								
17	Pettaway, Jaquaize	4/0	XXX	XXX	XXX	XXX								
55	Pierre-Louis, Eddy	1/0	XXX	...	...	...								
36	Plaster, Josh	4/0	XXX	XXX	XXX	XXX								
13	Powers III, Reggie	3/0	XXX	XXX	...	XXX								
81	Ragins, Zion	4/1	XXX	XXX	START	XXX								
87	Roberts, Jake	4/1	XXX	START	START	XXX								
27	Rowe, Jayden	2/0	XXX	...	XXX	...								
55	Sanders, Ashton	4/0	XXX	XXX	XXX	XXX								
27	Sawchuk, Gavin	4/3	START	START	START	START								
34	Schmit, Zach	4/0	XXX	XXX	XXX	XXX								
39	Schuh, Peter	1/0	XXX	...	...	...								
96	Sears, Davon	2/0	XXX	XXX	...	...								
76	Sexton, Jacob	4/4	START	START	START	START								
10	Sharp, Bauer	4/4	START	START	START	START								
6	Smith II, Nigel	1/0	XXX	...	...	...								
35	Snyder, Jakeb	1/0	XXX	...	...	...								
3	Spears-Jennings, R.	4/2	XXX	XXX	START	START								
0	Stone, David	4/0	XXX	XXX	XXX	XXX								
99	Strong, Markus	1/0	XXX	...	...	...								
28	Stutsman, Danny	4/4	START	START	START	START								
70	Tarquin, Michael	4/4	START	START	START	START								
8	Tatum, Taylor	4/1	XXX	XXX	XXX	START								
79	Taylor, Jake	1/1	...	START	...	...								
95	Terry, Da'Jon	4/1	XXX	XXX	XXX	START								
32	Thomas, R Mason	4/3	START	START	START	XXX								
15	Thompson, Brenen	4/3	START	START	START	XXX								
8	Vickers, Makari	1/0	...	...	...	XXX								
26	Walker, Kani	4/4	START	START	START	START								
5	Washington, Woodi	3/2	...	START	START	XXX								
44	Wein, Taylor	2/0	XXX	...	...	XXX								
52	Williams, Damic	4/4	START	START	START	START								
9	Williams, Gentry	2/0	XXX	XXX	...	...								
90	Woullard, Caiden	4/0	XXX	XXX	XXX	XXX								

### OKLAHOMA SEASON HIGHS

Rushes	14	Jovantae Barnes vs Tulane (Sep 14, 2024)
Yards Rushing	97	Jackson Arnold vs Tulane (Sep 14, 2024)
TD Rushes	2	Jackson Arnold vs Tulane (Sep 14, 2024)
Long Rush	47	Jackson Arnold vs Tulane (Sep 14, 2024)
Pass Attempts	32	Jackson Arnold vs Houston (Sep 07, 2024)
Pass Completions	19	Jackson Arnold vs Houston (Sep 07, 2024)
Yards Passing	174	Jackson Arnold vs Houston (Sep 07, 2024)
TD Passes	4	Jackson Arnold vs Temple (Aug 30, 2024)
Long Pass	47	Jackson Arnold vs Temple (Aug 30, 2024)
Receptions	9	Deion Burks vs Houston (Sep 07, 2024)
Yards Receiving	80	Deion Burks vs Tulane (Sep 14, 2024)
TD Receptions	3	Deion Burks vs Temple (Aug 30, 2024)
Long Reception	47	Jalil Farooq vs Temple (Aug 30, 2024)
Punts	8	Luke Elzinga vs Houston (Sep 07, 2024)
Punting Avg	51.0	Luke Elzinga vs Tennessee (Sep 21, 2024)
Long Punt	63	Luke Elzinga vs Tennessee (Sep 21, 2024)
Punts Inside 20	5	Luke Elzinga vs Houston (Sep 07, 2024)
Long Punt Return	24	Peyton Bowen vs Tulane (Sep 14, 2024)
Long Kickoff Return	21	Sam Franklin vs Tulane (Sep 14, 2024)
Tackles	15	Danny Stutsman vs Houston (Sep 07, 2024)
Sacks	3	R Mason Thomas vs Tulane (Sep 14, 2024)
Tackles For Loss	3	R Mason Thomas vs Tulane (Sep 14, 2024)

### OKLAHOMA GAME HIGHS

Rushes	45	vs Tulane (Sep 14, 2024)
Yards Rushing	220	vs Temple (Aug 30, 2024)
Yards Per Rush	6.1	vs Temple (Aug 30, 2024)
TD Rushes	3	vs Tulane (Sep 14, 2024)
Pass Attempts	34	vs Tennessee (Sep 21, 2024)
Pass Completions	19	vs Tulane (Sep 14, 2024)
	19	vs Houston (Sep 07, 2024)
	19	vs Temple (Aug 30, 2024)
Yards Passing	186	vs Tennessee (Sep 21, 2024)
Yards Per Pass	5.6	vs Tulane (Sep 14, 2024)
TD Passes	4	vs Temple (Aug 30, 2024)
Total Plays	75	vs Tulane (Sep 14, 2024)
Total Offense	378	vs Temple (Aug 30, 2024)
Yards Per Play	5.8	vs Temple (Aug 30, 2024)
Points	51	vs Temple (Aug 30, 2024)
Sacks By	6	vs Temple (Aug 30, 2024)
First Downs	23	vs Tulane (Sep 14, 2024)
Penalties	7	vs Temple (Aug 30, 2024)
Penalty Yards	67	vs Houston (Sep 07, 2024)
Turnovers	3	vs Tennessee (Sep 21, 2024)
Punts	8	vs Houston (Sep 07, 2024)
Punting Avg	51.0	vs Tennessee (Sep 21, 2024)
Long Punt	63	vs Tennessee (Sep 21, 2024)
Punts Inside 20	5	vs Houston (Sep 07, 2024)
Long Punt Return	24	vs Tulane (Sep 14, 2024)

### OPPONENT SEASON HIGHS

Rushes	24	Dylan Sampson vs Tennessee (09/21/2024)
Yards Rushing	92	Dylan Sampson vs Tennessee (09/21/2024)
TD Rushes	1	Dylan Sampson vs Tennessee (09/21/2024)
Long Rush	19	Dontae Fleming vs Tulane (Sep 14, 2024)
Pass Attempts	32	Darian Mensah vs Tulane (Sep 14, 2024)
Pass Completions	24	Donovan Smith vs Houston (09/07/2024)
Yards Passing	260	Donovan Smith vs Houston (Sep 07, 2024)
TD Passes	1	Nico lamaleava vs Tennessee (Sep 21, 2024)
	1	Ty Thompson vs Tulane (Sep 14, 2024)
	1	Darian Mensah vs Tulane (Sep 14, 2024)
	1	Donovan Smith vs Houston (Sep 07, 2024)
Long Pass	66	Nico lamaleava vs Tennessee (Sep 21, 2024)
Receptions	5	Mekhi Mews vs Houston (Sep 07, 2024)
	5	Stephon Johnson vs Houston (Sep 07, 2024)
Yards Receiving	92	Bru McCoy vs Tennessee (Sep 21, 2024)
TD Receptions	1	Dont'e Thornton Jr. vs Tennessee (Sep 21, 2024)
	1	Reggie Brown vs Tulane (Sep 14, 2024)
	1	Makhi Hughes vs Tulane (Sep 14, 2024)
	1	Joseph Manjack IV vs Houston (Sep 07, 2024)
Long Reception	66	Dont'e Thornton Jr. vs Tennessee (Sep 21, 2024)
Field Goals	3	Max Gilbert vs Tennessee (Sep 21, 2024)
Long Field Goals	49	Maddux Trujillo vs Temple (Aug 30, 2024)
Punts	8	Jackson Ross vs Tennessee (Sep 21, 2024)
Punting Avg	48.4	Jackson Ross vs Tennessee (Sep 21, 2024)
Long Punt	78	Will Karoll vs Tulane (Sep 14, 2024)
Punts Inside 20	2	Jackson Ross vs Tennessee (Sep 21, 2024)
	2	Liam Dougherty vs Houston (Sep 07, 2024)
Long Punt Return	8	Squirrel White vs Tennessee (Sep 21, 2024)
Long Kickoff Return	22	EJ Wilson Jr. vs Temple (Aug 30, 2024)
Tackles	11	A.J. Haulcy vs Houston (Sep 07, 2024)
Sacks	2	Michael Batton vs Houston (Sep 07, 2024)
Tackles For Loss	3	Keith Cooper Jr. vs Houston (Sep 07, 2024)
Interceptions	1	Jermod McCoy vs Tennessee (Sep 21, 2024)
	1	Tyler Grubbs vs Tulane (Sep 14, 2024)
	1	Jeremiah Wilson vs Houston (Sep 07, 2024)

### OPPONENT GAME HIGHS

Rushes	52	vs Tennessee (Sep 21, 2024)
Yards Rushing	151	vs Tennessee (Sep 21, 2024)
Yards Per Rush	3.1	vs Tulane (Sep 14, 2024)
TD Rushes	1	vs Tennessee (Sep 21, 2024)
Pass Attempts	33	vs Tulane (Sep 14, 2024)
Pass Completions	24	vs Houston (Sep 07, 2024)
Yards Passing	260	vs Houston (Sep 07, 2024)
Yards Per Pass	9.3	vs Houston (Sep 07, 2024)
TD Passes	2	vs Tulane (Sep 14, 2024)
Total Plays	73	vs Tennessee (Sep 21, 2024)
Total Offense	345	vs Tennessee (Sep 21, 2024)
Yards Per Play	5.0	vs Houston (Sep 07, 2024)
Points	25	vs Tennessee (Sep 21, 2024)
Sacks By	3	vs Tennessee (Sep 21, 2024)
	3	vs Tulane (Sep 14, 2024)
	3	vs Houston (Sep 07, 2024)
	3	vs Temple (Aug 30, 2024)
First Downs	18	vs Houston (Sep 07, 2024)
Penalties	10	vs Tennessee (Sep 21, 2024)
Penalty Yards	82	vs Tennessee (Sep 21, 2024)
Turnovers	6	vs Temple (Aug 30, 2024)
Punts	8	vs Tennessee (Sep 21, 2024)
Punting Avg	48.4	vs Tennessee (Sep 21, 2024)
Long Punt	78	vs Tulane (Sep 14, 2024)
Punts Inside 20	2	vs Tennessee (Sep 21, 2024)
	2	vs Houston (Sep 07, 2024)
Long Punt Return	18	vs Tulane (Sep 14, 2024)



### OKLAHOMA'S LONGEST PLAYS

Rushing	47	Jackson Arnold vs. Tulane (Sept. 14, 2024)
Passing	47	Jackson Arnold to Jalil Farooq vs. Temple (Aug. 30, 2024)
Field Goal	50	Tyler Keltner vs. Temple (Aug. 30, 2024)
Punt	63	Luke Elzinga vs. Tennessee (Sept. 21, 2024)
Punt Return	24	Peyton Bowen vs. Tulane (Sept. 14, 2024)
Kickoff Return	21	Sam Franklin vs. Tulane (Sept. 14, 2024)
Interception Return	26	Jaydan Hardy vs. Temple (Aug. 30, 2024)
Fumble Return	21	Jaren Kanak vs. Temple (Aug. 30, 2024)

### OKLAHOMA'S LONGEST RUSHES

Date	Opponent	OU Player	Yards
9/14	Tulane	Jackson Arnold	47
8/30	Temple	Taylor Tatum	35
8/30	Temple	Sam Franklin	30
9/14	Tulane	Jackson Arnold	24 (TD)

### OKLAHOMA'S LONGEST PASS PLAYS

Date	Opponent	OU Players	Yards
8/30	Temple	Jackson Arnold to Jalil Farooq	47
9/21	Tennessee	Michael Hawkins Jr. to Jaquaize Pettaway	46
9/7	Houston	Jackson Arnold to Brenen Thompson	33
9/7	Houston	Jackson Arnold to Jake Roberts	28
9/14	Tulane	Jackson Arnold to Deion Burks	20

### OKLAHOMA'S LONGEST RETURN PLAYS

Date	Opponent	OU Player	Yards
8/30	Temple	Jaydan Hardy (IR)	26
9/14	Tulane	Peyton Bowen (PR)	24
9/14	Tulane	Sam Franklin (KR)	21
9/7	Houston	Peyton Bowen (PR)	20

### OKLAHOMA'S LONGEST SCORING DRIVES

Date	Opponent	Quarter	Plays-Yards	TOP	Drive Ended
8/30	Temple	4th	9-85	4:23	Touchdown
9/7	Houston	1st	8-81	3:11	Touchdown
9/21	Tennessee	4th	9-76	2:34	Touchdown
8/30	Temple	1st	7-76	2:47	Touchdown
9/14	Tulane	1st	14-69	5:46***	Touchdown
9/21	Tennessee	4th	10-68	3:30	Touchdown
9/14	Tulane	2nd	6-67	1:36	Touchdown
9/14	Tulane	3rd	13-64	5:40	Field Goal
9/14	Tulane	2nd	7-60	1:58	Touchdown
9/21	Tennessee	1st	10-55	3:03	Touchdown
8/30	Temple	3rd	8-52	2:26	Field Goal
8/30	Temple	2nd	5-44	1:22*	Touchdown
9/14	Tulane	4th	4-43	2:13	Field Goal
8/30	Temple	1st	5-43	1:43	Touchdown

\*Shortest scoring drive by time of possession

\*\*Longest touchdown drive by time of possession | ^Longest scoring drive by TOP

### OPPONENTS' LONGEST PLAYS

Rushing	19	Dontae Fleming, Tulane (Sept. 14, 2024)
Passing	66	Nico lamaleava to Dont'e Thonton Jr., Tennessee (Sept. 21, 2024)
Field Goal	49	Maddux Trujillo, Temple (Aug. 30, 2024)
Punt	78	Will Karoll, Tulane (Sept. 14, 2024)
Punt Return	8	Squirrel White, Tennessee (Sept. 21, 2024)
Kickoff Return	22	EJ Wilson Jr., Temple (Aug. 30, 2024)
Interception Return	22	Tyler Grubbs, Tulane (Sept. 14, 2024)
Fumble Return	N/A	


# SEC/NCAA RANKINGS

## INDIVIDUAL

Category	Player	Stat	SEC Rank	NCAA Rank
Completion Percentage	Jackson Arnold	59.8	12	93
Completions/Game	Jackson Arnold	15.3	8	88
Passing Efficiency	Jackson Arnold	120.9	17	100
Passing Yards	Jackson Arnold	538	15	106
Passing TDs	Jackson Arnold	7	6	33
Passing Yards/Game	Jackson Arnold	134.5	17	118
Yards/Pass Attempt	Jackson Arnold	5.3	17	122
Receptions/Game	Deion Burks	6.5	3	19
Receiving TDs	Deion Burks	3	7	30
Field Goals/Game	Tyler Keltner	1.5	7	36
Field Goal Percentage	Tyler Keltner	85.7	4	28
Total Points Scored	Tyler Keltner	30	14	59
Points Scored/Game	Tyler Keltner	7.5	17	85
Points Responsible For	Jackson Arnold	54	6	35
Points Responsible For/Game	Jackson Arnold	13.5	10	50
Total Touchdowns	Deion Burks	3	16	88
	Taylor Tatum	3	16	88
Total Tackles	Danny Stutsman	9.0	3	32
	Robert Spears-Jennings	7.3	6	97
Solo Tackles	Danny Stutsman	5.3	2	22
	Robert Spears-Jennings	5.0	3	24
Sacks	R Mason Thomas	0.9	4	22
	Gracen Halton	0.6	8	79
Total Interceptions	Billy Bowman Jr.	1	6	54
	Jaydan Hardy	1	6	54
	Robert Spears-Jennings	1	6	54
	Kani Walker	1	6	54
Forced Fumbles	Robert Spears-Jennings	0.5	1	8
Fumbles Recovered	Billy Bowman Jr.	1	2	6
	Lewis Carter	1	2	6
	Ethan Downs	1	2	6
	Gracen Halton	1	2	6
	Jaren Kanak	1	2	6
	Robert Spears-Jennings	1	2	6
	Da'Jon Terry	1	2	6
	R Mason Thomas	1	2	6
Punting	Luke Elzinga	45.5	5	18
Punt Returns	Peyton Bowen	10.1	6	32

## TEAM

Category	Stat	SEC Rank	NCAA Rank
Scoring Offense	29.0	15	77
Scoring Defense	14.8	8	26
Total Offense	299.5	16	119
Total Defense	284.8	9	28
Rushing Offense	128.3	15	101
Rushing Defense	96.0	7	27
Pass Offense	171.3	14	111
Pass Defense	188.8	8	51
Pass Efficiency	122.4	15	103
Pass Defense Efficiency	123.9	12	61
Passes Had Intercepted	3	10	64
Passes Intercepted	4	5	36
Fumbles Recovered	8	1	1
Fumbles Lost	2	9	61
Sacks/Game	3.5	1	7
Sacks Allowed/Game	3.0	14	116
Tackles for Loss/Game	8.0	2	11
First Downs	72	14	83
First Downs Allowed	61	7	41
3rd-Down Conversion Pct.	28.1	16	124
Opp. 3rd-Down Conversion Pct.	30.6	7	27
4th-Down Conversion Pct.	66.7	4	36
Opp. 4th-Down Conversion Pct.	75.0	14	112
Red Zone Offense Pct.	94.1	5	26
Red Zone Defense Pct.	100.0	16	110
Penalties/Game	5.3	1	45
Penalty Yards/Game	51.5	4	60
Time of Possession	27:24	13	111
Turnover Margin	1.8	1	3
Turnovers Gained	12	1	1
Turnovers Lost	5	10	69
Net Punt Average	43.7	6	13
Kickoff Coverage	14.8	4	21
Punt Return Average	8.9	11	67
Punt Coverage	-0.4	2	6

8/30/24 • Gaylord Family – Oklahoma Memorial Stadium (83,329) • Norman		
	<b>TEMPLE</b>	<b>3</b>
	<b>#16 OKLAHOMA</b>	<b>51</b>

**NORMAN** — In the program's first-ever Friday night home game, No. 16/16 Oklahoma excelled in all three phases of a 51-3 season-opening win over Temple.

Sophomore quarterback Jackson Arnold completed 17 of 25 passes (68%) for 141 yards and four touchdowns with no interceptions. He became just the third Sooner to ever pass for at least four TDs in their first career home start. Three of Arnold's TDs went to redshirt junior Deion Burks. The wide receiver finished with a game-high six catches for 36 yards and became the first Sooner to catch three TD passes in a season opener and the first OU player to haul in three TDs in his school debut. Arnold's other TD pass was a 14-yarder on OU's opening drive to tight end Bauer Sharp, another newcomer.

The Sooners averaged 6.1 yards per rush and were led by freshman Taylor Tatum, who racked up 69 yards on just five carries (13.8 average), including an eight-yard TD. Redshirt junior Sam Franklin carried four times for 45 yards (11.2 average) and junior Jovantae Barnes carried five times for 33 yards (6.6 average).

OU held the Owls to 197 yards (128 passing and 69 rushing) and 3.2 yards per play. The Sooners registered six takeaways on the night, their most since 2003. After recovering six fumbles all of last season, they recovered four against the Owls (most nationally on the week), and added two interceptions. Junior linebacker Jaren Kanak returned one of the recoveries (on a Temple punt return) 21 yards for a touchdown. OU also had six sacks.

Sixth-year kicker Tyler Keltner, who transferred from Florida State, was 3 for 3 on field goals (50, 42 and 24 yards) and made all six PAT tries in his OU debut. He was named SEC Special Teams Player of the Week.

Score by Quarters	1	2	3	4	Score
Temple	0	0	3	0	3
Oklahoma	17	17	3	14	51

Record: (0-1, 0-0 American)  
Record: (1-0, 0-0 SEC)

**Scoring Summary:**

- 1st 11:17 OU - #10 B.Sharp 14 yd pass from #11 J.Arnold (#98 T.Keltner kick)  
7 plays, 76 yards, TOP 02:47 0-7
- 1st 08:07 OU - #6 D.Burks 14 yd pass from #11 J.Arnold (#98 T.Keltner kick)  
5 plays, 43 yards, TOP 01:43 0-14
- 1st 00:43 OU - #98 T.Keltner 50 yd FG  
4 plays, 1 yard, TOP 01:22 0-17
- 2nd 08:05 OU - #98 T.Keltner 42 yd FG  
12 plays, 34 yards, TOP 04:51 0-20
- 2nd 05:28 OU - #6 D.Burks 8 yd pass from #11 J.Arnold (#98 T.Keltner kick)  
5 plays, 44 yards, TOP 01:22 0-27
- 2nd 00:36 OU - #6 D.Burks 5 yd pass from #11 J.Arnold (#98 T.Keltner kick)  
2 plays, 6 yards, TOP 00:38 0-34
- 3rd 07:53 OU - #98 T.Keltner 24 yd FG  
8 plays, 52 yards, TOP 02:26 0-37
- 3rd 03:07 TEM - #91 M.Trujillo 49 yd FG  
10 plays, 44 yards, TOP 04:46 3-37
- 4th 11:44 OU - #7 J.Kanak 21 yd fumble return (#98 T.Keltner kick)  
3 plays, 4 yards, TOP 02:02 3-44
- 4th 03:11 OU - #8 T.Tatum 8 yd rush (#98 T.Keltner kick)  
9 plays, 85 yards, TOP 04:23 3-51


	<b>TU</b>	<b>OU</b>
FIRST DOWNS	13	18
RUSHES-YARDS (NET)	36-69	36-220
PASSING YDS (NET)	128	158
Passes Att-Comp-Int	12-25-2	19-29-0
TOTAL OFFENSE PLAYS-YARDS	61-197	65-378
Fumble Returns-Yards	0-0	1-21
Punt Returns-Yards	1--5	1-13
Kickoff Returns-Yards	3-55	0-0
Interception Returns-Yards	0-0	2-36
Punts (Number-Avg)	6-43.8	5-42.8
Fumbles-Lost	4-4	0-0
Penalties-Yards	8-46	7-62
Possession Time	31:31	28:29
Third-Down Conversions	4 of 13	1 of 12
Fourth-Down Conversions	0 of 0	3 of 3
Red-Zone Scores-Chances	1-1	6-6
Sacks By: Number-Yards	3-13	6-28

**RUSHING: TU** – Wilson Jr., E. 6-31; Wright, D. 2-8; Allen, A. 1-8; Littleton II, A. 6-8; Worthy, T. 2-8; Smith, J. 4-6; Adams, J. 1-2; Brock, F. 14--2. **OU** – Tatum, T. 5-69; Franklin, S. 4-45; Arnold, J. 11-34; Barnes, J. 5-33; Sawchuk, G. 6-15; Burks, D. 3-14; Hawkins Jr., M. 2-10.

**PASSING: TU** – Brock, F. 12-25-2-128. **OU** – Arnold, J. 17-25-0-141; Hawkins Jr., M. 2-4-17.

**RECEIVING: TU** – Wright, D. 3-36; Allen, A. 2-19; Jones, A. 2-18; Littleton II, A. 1-19; Morris, L. 1-16; Adams, J. 1-14; Irvin, X. 1-8; Smith, J. 1--2. **OU** – Burks, D. 6-36; Sharp, B. 5-47; Thompson, B. 4-15; Farooq, J. 1-47; Ragins, Z. 1-7; Anthony, A. 1-4; Carreon, I. 1-2.

**TACKLES (UA-A): TU** – Keaton, A. 4-2; Deravil, E. 3-3; King, T. 2-4; Morton, J. 4-0; Stuart, 2-2; Stewart, C. 1-3; Johnson, J. 3-0; Woodbury, 3-0; Richardson, T. 3-0; Osueke, B. 3-0; Lewis, J. 1-2; Powell, Z. 2-0; Owens, D. 2-0; Jean, L. 1-1; Whitaker, T. 1-1; Haye, A. 1-1; Frye, L. 0-2; Sweeting, D. 1-0; Quarshie, W. 1-0; Wright, T. 1-0; Badmus, S. 1-0; Thomas, T. 0-1; Morris, D. 0-1; Lepolo, T. 0-1; Santiago, A. 0-1; Kromah, S. 0-1. **OU** – Stutsman, D. 3-3; Lewis, K. 3-1; Johnson, J. 3-1; Spears-Jennings, R. 3-1; Carter, L. 3-1; Bowman, B. 3-0; Mason Thomas, R. 2-1; Walker, K. 2-1; Halton, G. 2-1; Omosigbo, S. 1-2; Downs, E. 2-0; Heinecke, O. 2-0; Dolby, K. 2-0; Strong, M. 2-0; Nesta, J. 1-1; Williams, D. 0-2; Kanak, J. 0-2; Stone, D. 0-2; McKinzie, K. 1-0; Terry, D. 1-0; Jackson, J. 1-0; Malone, D. 1-0; Boganowski, M. 1-0; Kysar, B. 1-0; Sanders, A. 0-1; Sears, D. 0-1; Newcombe, J. 0-1.

9/7/24 • Gaylord Family – Oklahoma Memorial Stadium (83,653) • Norman		
	<b>HOUSTON</b>	<b>12</b>
	<b>#15 OKLAHOMA</b>	<b>16</b>

**NORMAN** — No. 15/13 Oklahoma held Houston to 318 total yards and 5.0 yards per play and got a key safety from defensive lineman Gracen Halton with 1:42 remaining to help clinch its ninth straight home victory.

Linebacker Danny Stutsman finished with 15 tackles, defensive back Robert Spears-Jennings logged his first career interception and linebacker Lewis Carter registered his first career fumble recovery to aid OU, which managed just 15 first downs, 14 points and 249 yards on offense (4.1 yards per play).

Carter's recovery came on a muffed punt following the opening possession of the game and led to a 10-yard Jackson Arnold touchdown pass to wide receiver Brenen Thompson on the next play for a 7-0 lead.

Arnold completed 19 of 32 passes for 174 yards and two TDs, and threw his first interception of the season. Wide receiver Deion Burks caught a game-high nine passes for a team-high 53 yards.

Arnold's other touchdown throw was an 11-yarder early in the second quarter to redshirt senior tight end Jake Roberts and gave the Sooners a 14-3 lead. For Roberts, a Norman product who transferred from Baylor in the offseason and earned his first career OU start, it was his first TD as a Sooner. He finished with three catches for 51 yards.

Halton, who added a third-quarter sack for 11 yards, finished with a career-high 2.0 tackles for loss. His safety marked OU's only points of the second half. Linebacker Sammy Omosigbo logged career highs of five tackles and 2.0 TFLs.

Luke Elzinga averaged 44.0 yards on his eight punts, with five of those downed inside the 20-yard line, three inside the 10 and two inside the 5.

Score by Quarters	1	2	3	4	Score
Houston	3	3	6	0	12
Oklahoma	7	7	0	2	16

Record: (0-2, 0-0 Big 12)  
Record: (2-0, 0-0 SEC)

**Scoring Summary:**

- 1st 12:59 OU - #15 B.Thompson 10 yd pass from #11 J.Arnold (#98 T.Keltner kick)  
1 play, 10 yards, TOP 00:06 0-7
- 1st 04:29 UH - #43 J.Kim 43 yd FG  
12 plays, 63 yards, TOP 08:25 3-7
- 2nd 12:28 OU - #87 J.Roberts 11 yd pass from #11 J.Arnold (#98 T.Keltner kick)  
8 plays, 81 yards, TOP 03:11 3-14
- 2nd 00:00 UH - #43 J.Kim 44 yd FG  
6 plays, 55 yards, TOP 01:17 6-14
- 3rd 13:15 UH - #0 J.Manjack IV 44 yd pass from #1 D.Smith (#0 J.Manjack IV pass from #1 D.Smith failed)  
4 plays, 75 yards, TOP 01:45 12-14
- 4th 01:42 OU - #56 G.Halton SAFETY  
0 plays, 0 yards, TOP 00:04 12-16

	<b>UH</b>	<b>OU</b>
FIRST DOWNS	18	15
RUSHES-YARDS (NET)	35-58	29-75
PASSING YDS (NET)	260	174
Passes Att-Comp-Int	24-28-1	19-32-1
TOTAL OFFENSE PLAYS-YARDS	63-318	61-249
Fumble Returns-Yards	0-0	0-0
Punt Returns-Yards	3--10	3-22
Kickoff Returns-Yards	1-19	1-10
Interception Returns-Yards	1-0	1-0
Punts (Number-Avg)	6-40.7	8-44.0
Fumbles-Lost	1-1	2-0
Penalties-Yards	8-70	5-67
Possession Time	35:03	24:57
Third-Down Conversions	4 of 15	4 of 14
Fourth-Down Conversions	2 of 2	0 of 0
Red-Zone Scores-Chances	1-1	2-2
Sacks By: Number-Yards	3-11	2-16


**RUSHING: UH** – Sneed, S. 11-33; Sanford II, R. 7-20; Jenkins, P. 7-10; Burnette, J. 3-3; Smith, D. 7--8. **OU** – Barnes, J. 12-40; Arnold, J. 11-28; Tatum, T. 1-6; Sawchuk, G. 4-4.

**PASSING: UH** – Smith, D. 24-28-1-260. **OU** – Arnold, J. 19-32-1-174.

**RECEIVING: UH** – Johnson, S. 5-57; Mews, M. 5-23; Manjack IV, J. 3-72; Sanford II, R. 3-48; Shoulders, M. 3-22; Carr, M. 2-14; Wilson, J. 1-10; York, J. 1-7. **OU** – Burks, D. 9-53; Roberts, J. 3-51; Barnes, J. 3-8; Thompson, B. 2-43; Ragins, Z. 1-14; Sharp, B. 1-5.

**TACKLES (UA-A): UH** – Haulcy, A. 6-5; Batton, M. 6-3; Webb, K. 4-2; Cooper Jr., K. 5-0; McLaurin, H. 4-1; Morris, J. 0-5; Allen, C. 0-5; Gaston, J. 2-2; Holmes Jr., A. 1-1; Rhym, J. 1-0; McCutchin Sr, L. 1-0; Coppage-El, T. 1-0; Carter, A. 1-0; Mack, B. 1-0; Stillman, X. 0-1; Lee, Q. 0-1; Lee, Q. 0-1. **OU** – Stutsman, D. 12-3; Washington, W. 2-4; Omosigbo, S. 5-0; Dolby, K. 4-1; Spears-Jennings, R. 4-1; Bowman, B. 4-1; Lewis, K. 2-2; Kanak, J. 0-3; Malone, D. 2-0; Carter, L. 2-0; Halton, G. 2-0; Johnson, J. 2-0; Williams, D. 1-1; McKinzie, K. 1-1; Terry, D. 0-2; Downs, E. 0-2; Burks, D. 1-0; Woullard, C. 1-0; Boganowski, M. 0-1; Bowen, P. 0-1; Hardy, J. 0-1; Thomas, R. 0-1; Jackson, J. .



9/14/24 • Gaylord Family – Oklahoma Memorial Stadium [83,325] • Norman			
	<b>TULANE</b>	<b>19</b>	
	<b>#15 OKLAHOMA</b>	<b>34</b>	

**NORMAN** — No. 15/13 Oklahoma jumped out to a 21-0 lead against visiting Tulane, watched the Green Wave close to within 24-19 in the fourth quarter and then rode a stellar defensive effort down the stretch to a 34-19 win. The victory was OU's 48th straight against a non-conference opponent unranked in the AP poll.

After Tulane got to within five points, the Sooners forced a three-and-out, registered an interception, logged a turnover on downs and recovered a fumble to close the game. On those final four possessions, the Green Wave managed just 33 yards on 16 plays (2.1 average).

Junior defensive lineman R Mason Thomas turned in his best career performance, finishing with a career-high 3.0 tackles for loss (all fourth-quarter sacks), a forced fumble and recovery, a pass breakup and a quarterback hurry. He entered the game with 2.5 career sacks and 4.5 TFLs.

Senior linebacker Danny Stutsman led OU in tackles for the third straight outing with 12, giving him 300 for his career.

Sophomore quarterback Jackson Arnold completed 18 of 29 passes (62%) for 169 yards and a touchdown (one interception), and rushed 14 times for a game- and career-high 97 yards and two TDs. Freshman running back Taylor Tatum caught Arnold's TD throw (a 9-yarder) and scored on a 1-yard rush on the next possession for a 21-0 lead. Junior backfield mate Jovantae Barnes ran for 53 yards on 14 carries.

Junior wide receiver Deion Burks finished with game highs of seven receptions and 80 receiving yards, giving him 22 catches on the season, a program record for the first three games of an OU career.

Score by Quarters	1	2	3	4	Score	
Tulane	0	6	7	6	19	Record: (1-2, 0-0 American)
Oklahoma	7	14	3	10	34	Record: (3-0, 0-0 SEC)

**Scoring Summary:**

1st	07:36	OU - #11 J.Arnold 1 yd rush (#98 T.Keltner kick)	
		14 plays, 69 yards, TOP 05:46	0-7
2nd	10:02	OU - #8 T.Tatum 9 yd pass from #11 J.Arnold (#98 T.Keltner kick)	
		7 plays, 60 yards, TOP 01:58	0-14
2nd	03:39	OU - #8 T.Tatum 1 yd rush (#98 T.Keltner kick)	
		6 plays, 67 yards, TOP 01:36	0-21
2nd	00:19	TLN - #9 R.Brown 7 yd pass from #7 T.Thompson (#63 E.Head kick missed)	
		11 plays, 75 yards, TOP 03:20	6-21
3rd	09:20	OU - #98 T.Keltner 29 yd FG	
		13 plays, 64 yards, TOP 05:40	6-24
3rd	04:45	TLN - #21 M.Hughes 8 yd pass from #10 D.Mensah (#63 E.Head kick)	
		9 plays, 75 yards, TOP 04:35	13-24
4th	14:20	TLN - #13 T.Grubbs 22 yd interception return (#21 M.Hughes pass from #10 D.Mensah failed)	
		TOP 00:28	19-24
4th	06:05	OU - #11 J.Arnold 24 yd rush (#98 T.Keltner kick)	
		4 plays, 43 yards, TOP 02:13	19-31
4th	02:55	OU - #98 T.Keltner 39 yd FG	
		4 plays, 5 yards, TOP 01:39	19-34

	TLN	OU
FIRST DOWNS	16	23
RUSHES-YARDS (NET)	34-106	45-182
PASSING YDS (NET)	173	167
Passes Att-Comp-Int	15-33-1	19-30-1
TOTAL OFFENSE PLAYS-YARDS	67-279	75-349
Fumble Returns-Yards	0-0	1-8
Punt Returns-Yards	1-18	1-24
Kickoff Returns-Yards	0-0	1-21
Interception Returns-Yards	1-22	1-2
Punts (Number-Avg)	6-45.2	5-41.2
Fumbles-Lost	1-1	0-0
Penalties-Yards	9-60	6-45
Possession Time	26:11	31:42
Third-Down Conversions	5 of 15	8 of 16
Fourth-Down Conversions	1 of 2	0 of 0
Red-Zone Scores-Chances	2-2	5-5
Sacks By: Number-Yards	3-18	3-17

**RUSHING: TLN** – Hughes, M. 19-71; Fleming, D. 1-19; Barnes III, A. 4-10; Clayton-Johnson, S. 3-7; Brown, Y. 1-6; Mensah, D. 6--7. **OU** – Arnold, J. 14-97; Barnes, J. 14-53; Tatum, T. 9-27; Sawchuk, G. 6-16.

**PASSING: TLN** – Mensah, D. 14-32-1-166; Thompson, T. 1-1-0-7. **OU** – Arnold, J. 18-29-1-169; Tatum, T. 1-1-0--2.

**RECEIVING: TLN** – Fleming, D. 4-59; Williams, M. 3-36; Brown, Y. 2-31; Hughes, M. 2-13; Bohanon, B. 1-19; Clayton-Johnson, S. 1-10; Brown, R. 1-7; Barnes III, A. 2--2. **OU** – Burks, D. 7-80; Sharp, B. 4-28; Sawchuk, G. 2-10; Ragins, Z. 1-13; Barnes, J. 1-12; Kearney, Z. 1-12; Tatum, T. 1-9; Roberts, J. 1-5; Arnold, J. 1--2.

**TACKLES (UA-A): TLN** – Howard, S. 5-5; Despanie, B. 7-2; Adams III, K. 7-2; Grubbs, T. 4-2; Agu, D. 4-0; Huntington, A. 0-4; Ransaw, C. 3-0; Geiger, J. 2-1; Tchienchou, J. 2-1; Peterson, P. 1-2; Rodgers, C. 1-2; Henderson, G. 2-0; Robinson, M. 1-1; Tillery, L. 0-2; Friloux, A. 0-2; Laister, S. 1-0; Hudak, E. 1-0; Fobbs-White, M. 1-0; Jenkins, P. 1-0; Anderson, A. 1-0; Mensah, D. 1-0; Edwards, J. 1-0; De Rosa, D. 1-0; Hamilton, K. 0-1; Eugene Jr., M. 0-1; Johnson, J. 0-1; Hicks Jr., E. 0-1. **OU** – Stutsman, D. 6-6; Spears-Jennings, R. 7-1; Terry, D. 3-1; Walker, K. 3-1; Omosigbo, S. 2-2; McKinzie, K. 1-3; Bowman Jr., B. 3-0; Thomas, R. 3-0; Williams, D. 1-2; Halton, G. 2-0; Downs, E. 1-1; Jackson, J. 1-1; Bowen, P. 1-0; Malone, D. 1-0; Kanak, J. 0-1; Lewis, K. 0-1.

9/21/24 • Gaylord Family – Oklahoma Memorial Stadium [84,071] • Norman			
	<b>#6 TENNESSEE</b>	<b>25</b>	
	<b>#15 OKLAHOMA</b>	<b>15</b>	

**NORMAN** — In its first league game as a member of the Southeastern Conference, Oklahoma's defense performed well against one of the nation's top offenses but the No. 15/13 Sooners came out on the short side of a 25-15 decision against No. 6/7 Tennessee.

The Volunteers entered the game ranked first nationally in scoring defense (63.7 ppg), but OU held them to 23 offensive points. Similarly, the Sooners limited UT to 345 total yards, 151 rushing yards and 194 passing yards, well below its season averages of 639.3 total yards, 336.3 rushing yards and 303.0 passing yards per game entering the night.

OU forced eight punts and recovered a pair of second-quarter fumbles in Tennessee territory (6- and 33-yard lines), but the offense gave the ball back on the next play both times. The Sooners committed three turnovers, all in the first half, that led to 10 UT points.

Oklahoma struggled to move the ball for much of the contest, finishing with 222 total yards and 36 rushing yards on 34 attempts. Freshman quarterback Michael Hawkins Jr. replaced sophomore starter Jackson Arnold late in the second quarter and finished the contest. Hawkins Jr. completed 11 of 18 pass attempts for 132 yards and a touchdown, and rushed 12 times for 22 yards. He had no turnovers.

Junior safety Robert Spears-Jennings led OU with a career-high 13 tackles (1.0 sack) and forced a fumble, while sixth-year defensive lineman Trace Ford logged 2.0 tackles for loss and a forced fumble.

The game marked the return of Tennessee head coach Josh Heupel to Norman. Heupel was the 2000 Heisman Trophy runner-up, the same season he quarterbacked OU to a 13-0 record and national title. He also served as a Sooners assistant coach for nine years (was co-offensive coordinator from 2011-14).

Score by Quarters	1	2	3	4	Score	
Tennessee	10	9	3	3	25	Record: (4-0, 1-0 SEC)
Oklahoma	3	0	0	12	15	Record: (3-1, 0-1 SEC)

**Scoring Summary:**

1st	03:45	TEN - #90 M.Gilbert 27 yd FG	
		6 plays, 42 yards, TOP 02:36	3-0
1st	00:42	OU - #98 T.Keltner 37 yd FG	
		10 plays, 55 yards, TOP 03:03	3-3
1st	00:03	TEN - #1 D.Thornton Jr. 66 yd pass from #8 N.lamaleava (#90 M.Gilbert kick)	
		2 plays, 75 yards, TOP 00:39	10-3
2nd	09:12	TEN - #97 J.Jenkins SAFETY	
		TOP 00:05	12-3
2nd	01:40	TEN - #6 D.Sampson 1 yd rush (#90 M.Gilbert kick)	
		8 plays, 46 yards, TOP 03:47	19-3
3rd	06:03	TEN - #90 M.Gilbert 41 yd FG	
		6 plays, 53 yards, TOP 02:49	22-3
4th	08:25	OU - #2 J.Barnes 2 yd pass from #9 M.Hawkins Jr. (#98 T.Keltner kick missed)	
		10 plays, 68 yards, TOP 03:30	22-9
4th	03:35	TEN - #90 M.Gilbert 32 yd FG	
		4 plays, 9 yards, TOP 01:40	25-9
4th	01:01	OU - #2 J.Barnes 1 yd rush (#9 M.Hawkins Jr. rush failed)	
		9 plays, 76 yards, TOP 02:34	25-15

	UT	OU
FIRST DOWNS	14	16
RUSHES-YARDS (NET)	52-151	34-36
PASSING YDS (NET)	194	186
Passes Att-Comp-Int	13-21-0	18-34-1
TOTAL OFFENSE PLAYS-YARDS	73-345	68-222
Fumble Returns-Yards	0-0	1-1
Punt Returns-Yards	2-12	5-30
Kickoff Returns-Yards	1-0	0-0
Interception Returns-Yards	1-17	0-0
Punts (Number-Avg)	8-48.4	7-51.0
Fumbles-Lost	2-2	4-2
Penalties-Yards	10-82	3-32
Possession Time	35:41	24:28
Third-Down Conversions	6-19	3-15
Fourth-Down Conversions	0-0	1-3
Red-Zone Scores-Chances	3-3	3-4
Sacks By: Number-Yards	3-27	3-14

**RUSHING: UT** – Sampson, D. 24-92; Bishop, D. 16-65; lamaleava, N. 8-15; White, S. 3--14. **OU** – Hawkins Jr., M. 12-22; Burks, D. 1-18; Tatum, T. 3-14; Barnes, J. 8-12; Sawchuk, G. 1--2; Franklin, S. 1--3; Arnold, J. 5--21.

**PASSING: UT** – lamaleava, N. 13-21-0-194. **OU** – Hawkins Jr., M. 11-18-0-132; Arnold, J. 7-16-1-54.

**RECEIVING: UT** – McCoy, B. 4-92; White, S. 3-13; Thornton Jr., D. 2-73; Staes, H. 2-8; Davis, E. 1-8; Brazzell II, C. 1-0. **OU** – Sharp, B. 4-36; Burks, D. 4-32; Pettaway, J. 3-79; Thompson, B. 2-18; Roberts, J. 2-11; Barnes, J. 2-0; Ragins, Z. 1-10.

**TACKLES (UA-A): UT** – Carter, A. 3-3; Keenan, P. 4-1; Turrentine, A. 3-2; Harrison, C. 3-2; West, T. 3-0; McCoy, J. 3-0; Josephs, J. 3-0; Brooks, W. 2-1; Carter, B. 2-0; Thomas, J. 2-0; Charzles, C. 2-0; Moi, J. 2-0; Baily, D. 1-1; Pearce Jr., J. 1-1; Jenkins, J. 1-1; Gibson III, R. 1-1; Simmons, E. 1-0; Thomas, O. 1-0; Hobbs, D. 1-0; Spillman, E. 1-0; Norman-Lott, O. 1-0; Salansky, M. 1-0; Easton, B. 1-0; Perry, K. 0-1. **OU** – Spears-Jennings, R. 7-6; Lewis, K. 4-3; Bowen, P. 0-7; Carter, L. 6-0; Waker, K. 3-2; Williams, D. 4-0; Bowman, Jr., B. 0-4; Omosigbo, S. 0-4; Ford, T. 3-0; Malone, D. 2-1; Washington, W. 2-1; Jackson, J. 1-2; Dolby, K. 1-2; Stutsman, D. 0-3; Downs, E. 2-0; Bowen, E. 2-0; Terry, D. 1-1; Hester, J. 1-0; Halton, G. 1-0; Stone, D. 1-0; Hardy, J. 1-0; Woullard, C. 0-1; Thomas, R. 0-1.