



Southwest Classic • Saturday, Sept. 28, 2024 • 2:30 p.m. • ESPN • AT&T Stadium (80,000) • Arlington, Texas

ESPN

Dave Pasch (play-by-play)
Dusty Dvoracek (analyst)
Taylor McGregor (reporter)

RAZORBACK/LEARFIELD RADIO NETWORK

Chuck Barrett (play-by-play)
Quinn Grovey (analyst)
Geno Bell (reporter)

SIRIUS XM RADIO

Channel 381
App 971

COACHING STAFF

ON THE FIELD (Year at Arkansas)

Sam Pittman - Head Coach (5th)
Scott Fountain - Assistant HC/Special Teams (5th)
Bobby Petrino - Offensive Coordinator/QBs (1st)
Travis Williams - Defensive Coordinator (2nd)
Marcus Woodson - Co-Defensive Coordinator (2nd)
Deke Adams - Defensive Line (3rd)
Ronnie Fouch - Wide Receivers (1st)
Eric Mateos - Offensive Line (1st)
Kolby Smith - Running Backs (1st)
Deron Wilson - Secondary (2nd)

IN THE BOOTH

Morgan Turner - Tight Ends (2nd)

FOUR DOWNS

17

Led by RB Ja'Quinden Jackson's eight rushing touchdowns, Arkansas leads the SEC and is second in the country in rushing scores (17). Six Hogs have run for at least one touchdown this season.



53

Since 2020 (Sam Pittman's first year as head coach), the Hogs have totaled 53 interceptions in 52 games. Arkansas' 53 interceptions are second-most among all SEC teams during that span.



61

Arkansas touts the SEC's best and the country's second-best third down offense, converting 36-of-59 (61.0 percent) third down attempts through four games this season.



524

Through four games, Arkansas ranks third in the SEC and eighth in the country in total offense. The Hogs are averaging 524.0 total yards per game, including 240.0 rushing yards per game.



ARKANSAS RAZORBACKS (3-1, 1-0 SEC)

AP/Coaches: RV/RV

Head Coach: Sam Pittman (Pittsburg State, '86)

Career Record: 26-26 (5th season)

Record at Arkansas: Same

TEXAS A&M (3-1, 1-0 SEC)

AP/Coaches: 24/24

Head Coach: Mike Elko (Penn, '99)

Career Record: 19-10 (3rd season)

Record at Texas A&M: 3-1 (1st season)

THE RUNDOWN

• Arkansas goes back on the road for the fourth time in five weeks to clash with longtime rival Texas A&M in this year's edition of the Southwest Classic. Kickoff between the Razorbacks and nationally ranked Aggies from inside AT&T Stadium, home of the Dallas Cowboys, in Arlington, Texas., is scheduled for 2:30 p.m. Saturday, Sept. 28, on ESPN.


• The Hogs are off to a 3-1 or better overall start for the third time in five years under **head coach Sam Pittman**. With a win against Texas A&M, Arkansas would improve to 2-0 in SEC play for the first time since the 2006 campaign and for only the fifth time (also in 1993, 1995, 1998, 2006) since joining the conference ahead of the 1992 season.

• **QB Taylen Green** has completed 65-of-121 (53.7%) passes for 957 yards and four touchdowns through the first four games of the year. A dual-threat quarterback, the Boise State transfer has also run for 325 yards and four scores on 59 carries (5.5 ypc) to help power Arkansas' rushing offense, which ranks second in the country in rushing touchdowns (17) and 16th in rushing yards per game (240.0).

• **RB Ja'Quinden Jackson** has made his case as one of the best running backs in the nation with three 100-yard rushing games and three multiple rushing touchdowns performances to begin the year. The Utah transfer, who ran for 75 yards and two touchdowns on 22 carries (3.4 ypc) at Auburn (Sept. 21), has eight rushing touchdowns through Arkansas' first four games, becoming the fastest Razorback to reach the eight-rushing touchdown mark in a season since 1995. Through four games, Jackson leads the SEC in rushing yards (472) and rushing yards per game (118.0).

• **WR Andrew Armstrong** has emerged as QB Taylen Green's go-to target, leading the Razorbacks in receptions (23) and receiving yards (348) despite missing the season opener. Armstrong, who ranks second in the SEC in receiving yards (348), receiving yards per game (116.0) and receptions per game (7.7), has caught a pass in 31 consecutive games and registered multiple receptions in 26 straight games since his 2021 season Texas A&M-Commerce.

• **DB TJ Metcalf**, the reigning SEC Defensive Player of the Week, had a career day in Arkansas' win at Auburn (Sept. 21), finishing with two interceptions, two pass breakups and a forced fumble to become the first Razorback with at least two interceptions, two pass breakups and one forced fumble in a game since 1999. Through four games this season, Metcalf leads the Arkansas defense in total tackles (26), interceptions (3) and forced fumbles (1).




PASSING

65/121 (53.7%)

957 YDS

4 TD/4 INT

TAYLEN GREEN



RUSHING

69 ATT

472 YDS

8 TD

JA'QUINDEN JACKSON



RECEIVING

23 REC

348 YDS

0 TD

ANDREW ARMSTRONG



TACKLES

26 TOTAL

3 INT

2 PBU

TJ METCALF



GAME 5: TEXAS A&M

THE GAME: ARKANSAS vs. TEXAS A&M

INSIDE THE SERIES

All-Time Record: Arkansas leads, 42-3-3
In Fayetteville: Arkansas leads, 12-7-2
In College Station: Arkansas leads, 17-15-1
In Little Rock: Arkansas leads, 9-3
In Arlington: Texas A&M leads, 9-4
In Dallas: Texas A&M leads, 1-0
Most points scored by Arkansas: 47 (2009)
Most points scored by Texas A&M: 58 (2012)
Largest margin of victory by Arkansas: 39 (1970)
Largest margin of victory by Texas A&M: 48 (2012)
Longest win streak by Arkansas: 9 (1958-66)
Longest win streak by Texas A&M: 9 (2012-20)

SERIES HISTORY

Previous 19 meetings

Date	UA/Opp Rank	Site	Result
Nov. 12, 1988	11/NR	Fayetteville, Ark.	W, 25-20
Nov. 24, 1989	9/14	College Station, Texas	W, 23-22
Nov. 17, 1990		Fayetteville, Ark.	L, 20-16
Nov. 16, 1991	NR/13	College Station, Texas	L, 13-3
Oct. 3, 2009		Arlington, Texas	W, 47-19
Oct. 9, 2010	11/NR	Arlington, Texas	W, 24-17
Oct. 1, 2011	18/14	Arlington, Texas	W, 42-38
Sept. 29, 2012		College Station, Texas	L, 58-10
Sept. 28, 2013	NR/10	Fayetteville, Ark.	L, 45-33
Sept. 27, 2014	NR/6	Arlington, Texas	L, 35-28 (OT)
Sept. 26, 2015	NR/14	Arlington, Texas	L, 28-21 (OT)
Sept. 24, 2016	17/10	Arlington, Texas	L, 45-24
Sept. 23, 2017		Arlington, Texas	L, 50-43 (OT)
Sept. 29, 2018		Arlington, Texas	L, 24-17
Sept. 28, 2019	NR/23	Arlington, Texas	L, 31-27
Oct. 31, 2020	NR/8	College Station, Texas	L, 42-31
Sept. 25, 2021	16/7	Arlington, Texas	W, 20-10
Sept. 24, 2022	10/23	Arlington, Texas	L, 23-21
Sept. 30, 2023		Arlington, Texas	L, 34-22

100-YARD RUSHING GAMES (14)

Player	Date	Rushes	Yards	TDs
KJ Jefferson	9/24/22	18	105	1
Rakeem Boyd	10/31/20	18	100	1
Alex Collins	9/26/15	26	151	1
Alex Collins	9/27/14	21	131	1
Alex Collins	9/28/13	14	116	1
James Tolbert	11/15/80	29	125	2
Darryl Bowles	11/17/79	16	169	2
Ben Cowins	11/12/77	30	111	2
Dickey Morton	11/3/73	27	147	0
Bobby Burnett	10/30/65	25	111	2
Jim Mooty	10/31/59	19	112	2
Henry Moore	10/30/54	26	134	1
Lamar McHan	11/3/51	26	189	2
Clyde Scott	11/1/47	22	115	1

300-YARD PASSING GAMES (5)

Player	Date	C-A	Yards	TDs
Austin Allen	9/24/16	28-42	371	2
Tyler Wilson	9/29/12	29-59	373	1
Tyler Wilson	10/1/11	30-51	510	3
Ryan Mallett	10/9/10	27-38	310	3
Joe Ferguson	10/30/71	31-51	345	0

100-YARD RECEIVING GAMES (11)

Player	Date	Rec.	Yards	TDs
Treyton Burks	9/25/21	6	167	1
Treyton Burks	10/31/20	7	117	2
Jonathan Nance	9/23/17	3	100	1
Jared Cornelius	9/24/16	7	126	1
Drew Morgan	9/26/15	8	155	1
Hunter Henry	9/28/13	4	109	0
Cobi Hamilton	9/29/12	11	162	0
Jarius Wright	10/1/11	13	281	2
Joe Adams	10/3/09	3	110	0
Bobby Nichols	10/30/71	9	102	0
Bobby Crockett	10/30/65	5	120	1

TOTALS

100-Yard Rushing Games (Players): 14 (12)
300-Yard Passing Games (Players): 5 (4)
100-Yard Receiving Games (Players): 11 (10)

STATISTICAL BREAKDOWN: ARKANSAS vs. TEXAS A&M

Arkansas	Rank: SEC (FBS)	Category	Texas A&M	Rank: SEC (FBS)
40.5	5 (20)	Scoring Offense	31.0	13 (62)
20.0	12 (48)	Scoring Defense	18.3	11 (41)
524.0	3 (8)	Total Offense	417.8	10 (53)
325.0	11 (57)	Total Defense	318.8	10 (51)
240.0	4 (16)	Rushing Offense	256.0	2 (8)
82.8	4 (14)	Rushing Defense	129.8	13 (62)
284.0	4 (26)	Passing Offense	161.8	6 (35)
242.3	16 (98)	Passing Defense	189.0	9 (52)
20.5	9 (49)	Kickoff Return Avg.	15.0	15 (114)
11.3	6 (44)	Punt Return Avg.	6.0	13 (89)
33:06	2 (16)	Time of Possession	32:21	3 (23)
.610	1 (2)	3rd Down Conv. Pct.	.408	12 (66)
.308	8 (28)	3rd Down Conv. Pct. Defense	.292	6 (20)
46.8	1 (3)	Net Punting	40.75	11 (42)
0.25	11 (64)	Turnover Margin	0.75	4 (34)
1	10 (73)	Fumbles Recovered	0	N/A (N/A)
2	9 (69)	Fumbles Lost	1	2 (21)
6	2 (8)	Passes Intercepted	6	2 (8)
7	4 (23)	Turnovers Gained	6	7 (41)
6	13 (87)	Turnovers Lost	3	4 (26)
129.7	13 (90)	Passing Efficiency	123.9	14 (100)
123.3	11 (60)	Pass Efficiency Defense	112.6	9 (34)
5.8	3 (57)	Fewest Penalties Per Game	7.0	8 (80)
51.0	3 (59)	Fewest Yards Penalized Per Game	60.8	9 (87)
1.8	11 (76)	Sacks	1.3	15 (108)
2.3	12 (97)	Sacks Allowed	0.8	3 (18)
4.8	15 (94)	Tackles for Loss	5.5	13 (79)
5.8	12 (92)	Tackles for Loss Allowed	2.0	1 (1)
117	2 (2)	First Downs	94	7 (23)
70	11 (68)	First Downs Allowed	68	10 (62)
.739	16 (111)	Red Zone Offense	.933	6 (34)
.909	14 (89)	Red Zone Defense	.800	9 (50)

INDIVIDUAL STATS

ARKANSAS					TEXAS A&M						
Rushing	Att.	Yds.	Avg.	TD	Rushing	Att.	Yds.	Avg.	TD		
Ja'Quinden Jackson	69	472	6.8	8	Le'Veon Moss	63	354	5.6	3		
Taylen Green	59	325	5.5	4	Marcel Reed	32	217	6.8	1		
Rodney Hill	14	71	5.1	1	Amari Daniels	39	197	5.1	2		
Braylen Russell	13	47	3.6	2	Terry Bussey	4	72	18.0	1		
Passing	Comp.	Att.	Yds.	TD/INT	Passing	Comp.	Att.	Yds.	TD/INT		
Taylen Green	65	121	957	4/4	Marcel Reed	32	57	422	4/0		
					Conner Weigman	23	44	225	2/2		
Receiving	Rec.	Yds.	Avg.	TD	Receiving	Rec.	Yds.	Avg.	TD		
Andrew Armstrong	23	348	15.1	0	Cyrus Allen	10	181	18.1	1		
Isaiah Sategna	10	213	21.3	1	Noah Thomas	10	78	7.8	1		
Tyrone Broden	7	101	14.4	1	Jahdae Walker	9	76	8.4	1		
Rodney Hill	6	32	5.3	0	Jabre Barber	5	22	4.4	0		
Luke Hasz	6	91	15.2	1							
Punting	No.	Yds.	Avg.	Long	Punting	No.	Yds.	Avg.	Long		
Devin Bale	6	286	47.7	57	Tyler White	7	349	49.9	62		
Punt Returns	No.	Yds.	Avg.	TD	Long	Punt Returns	No.	Yds.	Avg.	TD	Long
Isaiah Sategna	3	34	11.3	0	33	Terry Bussey	3	18	6.0	0	10
Kickoff Returns	No.	Yds.	Avg.	TD	Long	Kickoff Returns	No.	Yds.	Avg.	TD	Long
Isaiah Sategna	2	46	23.0	0	30	Terry Bussey	3	64	21.3	0	24
Scoring	TD	FG	PAT	Total	Scoring	TD	FG	PAT	Points		
Ja'Quinden Jackson	8	-	-	48	Randy Bond	-	9-11	13-13	40		
Kyle Ramsey	-	5-9	21-21	36	Le'Veon Moss	3	-	-	18		
Tackles	UT-AT	TT	TFL	Other	Tackles	UT-AT	TT	TFL	Other		
TJ Metcalf	17-9	26	--2 INT, 2 PBU		Taurean York	8-15	23	0.5-2	1 PBU		
Xavian Sorey	12-13	25	3.0-12	1.0 SK	Will Lee III	16-2	18	0.5-11 INT, 2 PBU			
Doneiko Slaughter	16-8	24	2.0-8 1 INT, 3 PBU		Scooby Williams	7-7	14	1.5-6	1 PBU		
Jayden Johnson	10-9	19	2.0-4 1 INT, 2 PBU		Shemar Turner	8-4	12	3.5-15	1.0 SK		
Stephen Dix Jr.	8-8	16	1.5-9 1.0 SK, 1 FR		Marcus Ratcliffe	6-5	11	1.5-7	3 INT		

GAME 5: TEXAS A&M

LAST MEETING: TEXAS A&M 34, ARKANSAS 22

Scoring Summary report
Texas A&M vs Arkansas (Sep 30, 2023)
Texas A&M (4-1, 2-0) vs Arkansas (2-3, 0-2)

Date: Sep 30, 2023
Site: Arlington, Texas
Stadium: AT&T Stadium
Attendance: 59437

SCORE BY QUARTERS

Team	1st	2nd	3rd	4th	Total
Texas A&M	7	10	10	7	34
Arkansas	3	3	10	6	22

SCORING SUMMARY

Qtr	Time	Scoring Play	V-H
1st	05:45	ARK - #29 C.Little 52 yd FG, 15-42, 08-15	0-3
1st	02:36	A&M - #1 E.Stewart 32 yd pass from #14 M.Johnson (#47 R.Bond kick), 8-75, 04-09	7-3
2nd	13:00	ARK - #29 C.Little 25 yd FG, 10-69, 04-30	7-6
2nd	10:26	A&M - #47 R.Bond 42 yd FG, 8-51, 02-34	10-6
2nd	00:13	A&M - #24 E.Crownover 2 yd pass from #14 M.Johnson (#47 R.Bond kick), 8-39, 02-36	17-6
3rd	14:54	ARK - #1 L.Johnson 20 yd interception return (#29 C.Little kick), 00-06	17-13
3rd	11:11	A&M - #47 R.Bond 34 yd FG, 8-58, 03-43	20-13
3rd	07:58	ARK - #29 C.Little 50 yd FG, 4-3, 00-44	20-16
3rd	05:15	A&M - (#47 R.Bond kick), 00-30	27-16
4th	07:40	A&M - #0 A.Smith 82 yd punt return (#47 R.Bond kick), 02-19	34-16
4th	03:53	ARK - #2 A.Armstrong 48 yd pass from #1 K.Jefferson (#16 I.Sategna rush failed), 4-64, 01-05	34-22

TIME DETAILS

Kickoff time: 11:03 AM
End of Game: 02:25 PM
Total elapsed: 03:21

OFFICIALS

Referee: Lee Hedrick
Umpire: John Short
Linesman: Christopher Heas
Line Judge: Chris Snuggs
Back Judge: Brett Toney
Field Judge: Scotty Melancon
Side Judge: Michael Williams
Center Judge: Brian Davis
Play Official: Daniel Bouldrick

WEATHER

Indoor

Team Statistics report
Texas A&M vs Arkansas (Sep 30, 2023)

Date: Sep 30, 2023
Site: Arlington, Texas
Stadium: AT&T Stadium
Attendance: 59437

FULL GAME

	A&M	ARK
FIRST DOWNS	19	10
Rushing	10	4
Passing	9	5
Penalty	0	1
NET YARDS RUSHING	204	49
Rushing Attempts	39	39
Average Per Rush	5.2	1.1
Rushing Touchdowns	0	0
Yards Gained Rushing	213	97
Yards Lost Rushing	9	55
NET YARDS PASSING	210	132
Completions-Attempts-Int	17-28-1	9-17-1
Average Per Attempt	7.5	7.8
Average Per Completion	12.4	14.7
Passing Touchdowns	2	1
TOTAL OFFENSE YARDS	414	174
Total offense plays	67	56
Average Gain Per Play	6.2	3.1
Fumbles: Number-Lost	3-2	2-0
Penalties: Number-Yards	6-40	0-0
PUNTS-YARDS	2-105	6-328
Average Yards Per Punt	52.5	54.7
Net Yards Per Punt	51	29.5
Inside 20	2	0
50+ Yards	2	4
Touchbacks	0	1
Fair catch	0	1
KICKOFF-YARDS	7-421	5-325
Average Yards Per Kickoff	60.1	65.0
Net Yards Per Kickoff	36.9	40
Touchbacks	2	5
Fair Catch Yards	5	0
Punt returns: Number-Yards-TD	3-131-1	1-3-0
Average Per Return	43.7	3.0
Kickoff returns: Number-Yds-TD	0-0-0	9-82-0
Average Per Return	0.0	27.3
Interceptions: Number-Yds-TD	1-0-0	1-20-1
Fumble Returns: Number-Yds-TD	0-0-0	0-0-0
Miscellaneous Yards	0	0
Possession Time	30:33	29:27
1st Quarter	04:09	10:51
2nd Quarter	09:10	05:50
3rd Quarter	08:27	06:33
4th Quarter	09:47	06:13
Third-Down Conversions	8-15	5-15
Fourth-Down Conversions	0-1	0-1
Red-Zone Scores-Chances	2-3	1-1
Touchdowns	1-3	0-1
Field goals	1-3	1-1
Sacks By: Number-Yards	7-41	0-0
PAT Kicks	4-4	1-1
2PTs Conversions	0-0	0-1
Field Goals	2-4	3-3
Points off Turnover	7	16

POWERED BY genius sports

POWERED BY genius sports

Individual Statistics report
Texas A&M vs Arkansas (Sep 30, 2023)

Date: Sep 30, 2023
Site: Arlington, Texas
Stadium: AT&T Stadium
Attendance: 59437

FULL GAME

TEXAS A&M

RUSHING		No.	Gain	Loss	Net	TD	Lg	Avg
LeVaon Moss	17	108	1	107	0	30	6.3	
Max Johnson	9	61	4	57	0	32	6.3	
Amar Daniels	10	37	1	36	0	14	3.6	
Ruben Owens	2	7	0	7	0	4	3.5	
Evan Stewart	1	0	3	-3	0	0	-3.0	
Totals:	39	213	9	204	0	32	5.2	

PASSING		C-A-I	Yds	TD	Long	Sack
Max Johnson	17-28-1	210	2	32	0	
Totals:	17-28-1	210	2	32	0	

RECEIVING		TAR	No.	Yards	YAC	TD	Long
Ainsia Smith	4	4	71	27	0	29	
LeVaon Moss	4	3	27	24	0	12	
Evan Stewart	3	2	50	8	1	32	
Jake Johnson	3	2	21	2	0	15	
Max Wright	2	2	20	10	0	13	
Moose Muhammad III	1	1	10	11	0	10	
Noah Thomas	4	1	6	2	0	6	
Amar Daniels	1	1	3	11	0	3	
Earnest Crownover	1	1	2	1	1	2	
Jahdael Walker	4	0	0	0	0	0	
Totals:	28	17	210	86	2	32	

PUNTING		No.	Yds	Avg	Long	In20	TB
Nik Constantinou	2	105	52.5	53	2	0	
Totals:	2	105	52.5	53	2	0	

RETURNS		Punt	Kickoff	Int				
No	Yds	Lg	No	Yds	Lg	No	Yds	Lg
Ainsia Smith	3	131	82	0	0	0	0	0
Chris Russell Jr.	0	0	0	0	0	1	0	0
Totals:	3	131	82	0	0	1	0	0

FIELD GOALS		Qtr	Time	Dist	Result
Randy Bond	2nd	10:26	42	GOOD	
Randy Bond	2nd	04:56	49	MISSED	
Randy Bond	3rd	11:11	34	GOOD	
Randy Bond	4th	09:59	48	MISSED	

KICKOFFS		No.	Yards	Avg	TB	OB
Randy Bond	5	300	60.0	1	0	
Blair Zepeda	2	121	60.5	1	1	

ALL-PURPOSE		Rush	Rcv	KR	PR	IR	Total
Ainsia Smith	0	71	0	131	0	0	202
LeVaon Moss	107	27	0	0	0	0	134
Max Johnson	57	0	0	0	0	0	57
Evan Stewart	-3	50	0	0	0	0	47

FUMBLES
Texas A&M - Max Johnson 2-2, Ainsia Smith 1-0
Arkansas - Isaiah Sategna 2-0

ARKANSAS

RUSHING		No.	Gain	Loss	Net	TD	Lg	Avg
Raheim Sanders	11	37	3	34	0	9	3.1	
AJ Green	1	5	0	5	0	5	5.0	
Rashod Dubinion	6	11	8	3	0	5	0.5	
Dominique Johnson	1	2	0	2	0	2	2.0	
Isaiah Augustave	2	1	0	1	0	1	0.5	
KJ Jefferson	18	41	44	-3	0	10	-0.2	
Totals:	39	107	55	42	0	10	1.1	

PASSING		C-A-I	Yds	TD	Long	Sack
KJ Jefferson	9-17-1	132	1	48	7	
Totals:	9-17-1	132	1	48	7	

RECEIVING		TAR	No.	Yards	YAC	TD	Long
Andrew Armstrong	5	3	78	13	1	48	
Raheim Sanders	2	2	36	40	0	38	
Luke Hasz	1	1	14	9	0	14	
Isaiah Sategna	1	1	2	4	0	2	
VarKeyes Gumms	1	1	2	6	0	2	
Isaac TeSlaa	5	1	0	1	0	0	
Nathan Bak	1	0	0	0	0	0	
Tyhone Broden	1	0	0	0	0	0	
Totals:	17	9	132	73	1	48	

PUNTING		No.	Yds	Avg	Long	In20	TB
Max Fletcher	6	328	54.7	64	0	1	
Totals:	6	328	54.7	64	0	1	

RETURNS		Punt	Kickoff	Int				
No	Yds	Lg	No	Yds	Lg	No	Yds	Lg
Isaiah Sategna	1	3	3	82	36	0	0	0
Lorando Johnson	0	0	0	0	0	1	20	20
Totals:	1	3	3	82	36	1	20	20

FIELD GOALS		Qtr	Time	Dist	Result
Cam Little	1st	06:45	52	GOOD	
Cam Little	2nd	13:00	25	GOOD	
Cam Little	3rd	07:58	50	GOOD	

KICKOFFS		No.	Yards	Avg	TB	OB
Cam Little	5	325	65.0	5	0	

ALL-PURPOSE		Rush	Rcv	KR	PR	IR	Total
Isaiah Sategna	0	2	82	3	0	0	87
Andrew Armstrong	0	78	0	0	0	0	78
Raheim Sanders	34	36	0	0	0	0	70
Lorando Johnson	0	0	0	1	0	20	20

FULL GAME

TEXAS A&M

#	Name	Solo	Asst	Total	Sacks-Yds	TFL-Yds	FF	FR-Yds	Int-Yds	BrUp	Blks	QBH
45	Edgerin Cooper	4	2	6	2.0-16	3.0-17	0	0-0	0-0	0	0	1
11	Blayne Anderson	2	4	6	0.0-0	0.0-0	0	0-0	0-0	0	0	0
0	Walter Nolen	4	1	5	1.0-1	3.0-4	0	0-0	0-0	0	0	0
26	Demari Richardson	3	2	5	0.0-0	0.0-0	0	0-0	0-0	0	0	0
21	Tausen York	2	3	5	0.5-5	0.5-5	0	0-0	0-0	0	0	1
5	Shemar Turner	2	2	4	0.5-2	2.5-7	0	0-0	0-0	0	0	0
10	Fadi Diggs	2	2	4	0.0-0	0.0-0	0	0-0	0-0	0	0	0
24	Chris Russell Jr.	2	2	4	0.5-4	0.5-4	0	0-0	1-0	0	0	0
18	LT Overton	0	4	4	0.0-0	0.0-0	0	0-0	0-0	0	0	0
3	McKinley Jackson	1	2	3	0.5-2	2.0-4	0	0-0	0-0	0	0	0
17	Albert Regis	1										

GAME 5: TEXAS A&M

IN DEPTH CHART: OFFENSE

WR		2 Andrew Armstrong 6-4, 202, *R-Sr. Career-bests 164 yards and 10 receptions at OSU in season debut ... Led Arkansas in receiving yards (764), receptions (56) and receiving TDs (5) ... Transfer from D2 Texas A&M Commerce, played 2 seasons (20 games/13 starts).	2024 2023 2022 TAMC 2021 TAMC Totals	REC 23 56 62 15 156	YDS 348 764 1020 297 2429	TD 0 5 13 3 21
		82 Monte Harrison 6-3, 230, Fr. Former professional baseball player, who reached major leagues with Miami and Los Angeles Angels during a 10-year career ... Turned 29-years-old in August ... Former 4-star recruit committed to play FB & BSB at NEB out of HS.	2024 Totals	REC 2 2	YDS 29 29	TD 0 0
WR		6 Isaiah Sategna 5-11, 185, R-So. 58-yd TD catch at AUB longest play of season for ARK ... Jet Award Watch List ... Earned Freshman All-SEC honors as a return specialist in 2023 ... 2021-22 Gatorade Arkansas Boys Track & Field Athlete of Year ... Pronounced suh-TANE-ya.	2024 2023 2022 Totals	REC 10 15 2 27	YDS 213 129 12 354	TD 1 2 0 3
		4 Isaac TeSlaa 6-4, 217, *Sr. Led team with 53 yards in opener vs. UAPB ... Started all 12 games in his first season at Arkansas ... Transfer from D2 Hillsdale College in Michigan ... Named 2022 GMAC Offensive POY ... Pronounced teh-SLAW.	2024 2023 2022 HILL 2021 HILL 2020 HILL Totals	REC 34 68 45 5 156	YDS 351 1325 698 93 2252	TD 0 13 6 0 21
LT		55 Fernando Carmona Jr. 6-5, 322, R-Jr. SEC OL of the Week (Wk 1) ... Transfer from San Jose State, started 24 straight games at LT for Spartans ... Named honorable mention All-Mountain West in 2023 ... A former tight end in high school and son of a football coach.	2024 2023 SJSU 2022 SJSU Totals	GP 4 12 12 28	GS 4 12 12 28	
		76 E'Marion Harris 6-7, 300, R-So. Made first career start at LG vs. UAPB ... Saw action in 6 games during his second season on campus in 2023 after playing in 2 games as a true freshman in 2022 ... Son of former Razorback Elliott Harris ... Pronounced eh-MAR-e-yon.	2024 2023 2022 Totals	GP 4 6 2 12	GS 4 0 0 4	
LG		76 E'Marion Harris 6-7, 300, R-So. Made first career start at LG vs. UAPB ... Saw action in 6 games during his second season on campus in 2023 after playing in 2 games as a true freshman in 2022 ... Son of former Razorback Elliott Harris ... Pronounced eh-MAR-e-yon.	2024 2023 2022 Totals	GP 4 6 2 12	GS 4 0 0 4	
		73 Brooks Edmonson 6-4, 313, R-So. Played in 11 games in 2023 ... Walk-on from Bryant (Ark.) HS, where he helped Hornets to 42 straight wins and 4 state titles ... Originally committed to Princeton.	2024 2023 2022 Totals	GP 4 11 14	GS 0 0 0	
C		63 Addison Nichols 6-5, 329, R-So. Made his first career start vs. UAPB ... Transfer from Tennessee, where he played in 14 games in two seasons ... Moved to center during spring practice after transferring ... Recruited by Coach Pittman when he was the OL coach at Georgia.	2024 2023 UT 2022 UT Totals	GP 4 12 2 18	GS 4 0 0 4	
		56 Amaury Wiggins 6-3, 306, R-Jr. Played in 2 games in his first year as a Hog ... Transfer from Coffeyville CC, where he played in four games last year at center ... Earned first-team honors in the Kansas Jayhawk Community College Conference ... Can also play guard.	2024 2023 2022 COF Totals	GP 2 2 4 8	GS 0 0 0 0	
RG		72 Joshua Braun 6-6, 338, R-Sr. Earned 2nd team All-SEC from AP after starting all 12 games in his first year at Arkansas ... Transfer from Florida, where he played in 26 games ... Originally committed to play at UGA when Coach Pittman was OL coach ... Married to Azucena.	2024 2023 FLA 2022 FLA 2021 FLA 2020 FLA Totals	GP 4 12 7 11 42	GS 4 12 7 0 23	
		53 Ty'Kieast Crawford 6-5, 324, *Sr. Played in 9 games with 4 starts during 2023 campaign ... Played 2020 season at Charlotte, playing in 6 games and starting 3 ... Originally committed to Arkansas out of high school.	2024 2023 2022 2021 2020 Totals	GP 7 12 12 6 39	GS 0 2 0 3 7	
RT		54 Keyshawn Blackstock 6-5, 319, R-Jr. First career start vs. UAPB ... Transfer from Michigan St., where he played in 4 games before redshirting in 2023 ... Top-ranked junior college interior OL in the nation by 247Sports coming out of Coffeyville CC, where he played 2 seasons.	2024 2023 MSU 2022 COF 2021 COF Totals	GP 4 4 3 0 11	GS 4 0 0 4 33	
		78 Joe More 6-5, 311, *R-Sr. Transfer from Syracuse where he played one season after playing four at Richmond as a starting offensive lineman ... Missed majority of his season with the Orange with an injury.	2024 2023 SYR 2022 RICH 2021 RICH Totals	GP 4 3 12 11 44	GS 0 0 12 11 33	
QB		10 Taylen Green 6-6, 230, R-Jr. Rushed for 325 yards and 4 TDs this season ... Transfer from Boise State, where he started 22 games, played in 26 over 2 seasons ... Led Broncos to MWC title win over UNLV in 2023, starting 12 games ... 3-star prospect out of Lewisville HS.	2024 2023 BSU 2022 BSU Totals	C-A-I 65-121-4 121-212-9 166-271-6 352-604-19	YDS 957 1752 2042 4751	TD 4 11 14 29
		3 Malachi Singleton 6-1, 225, R-Fr. Saw first collegiate action vs. UAPB ... Redshirted in his first season at ARK in 2023 ... Earned back-up QB position at the end of spring practice ... 4-star recruit, ranked No. 242 in Top247 rankings out of North Cobb HS in Kennesaw, Ga.	2024 Totals	C-A-I 8-11-0 8-11-0	YDS 120 120	TD 0 0
RB		22 Ja'Quinden Jackson 6-2, 233, R-Sr. Leads SEC, 5th in FBS in rushing yards ... Career-high 149 yards, 3 TDs at OSU ... Transfer from Utah, played 3 seasons after transferring from Texas ... 4-star recruit, No. 2 overall recruit in Texas as a dual threat QB at Duncanville HS.	2024 2023 UU 2022 UU 2021 UU Total	ATT 69 161 78 6 314	YDS 472 797 531 30 1830	TD 8 4 9 1 22
		20 Rodney Hill 5-10, 186, R-So. Played 2 seasons at Florida State before transferring to Florida A&M for 2024 spring ... Played in 12 games for Seminoles in 2023 ... 4-star prospect, rated No. 235 in ESPN300 out of Bulloch Academy.	2024 2023 FSU 2022 FSU Total	ATT 14 50 27 91	YDS 71 190 144 405	TD 1 1 1 3
TE		9 Luke Hasz 6-3, 241, So. Hauled in 43-yd TD at OSU ... Freshman season cut short by broken collarbone during fifth game of season ... Named to The Athletic's Midseason Freshman All-America team ... 4-star prospect and No. 3 TE in the nation according to ESPN.	2024 2023 Totals	REC 6 16 22	YDS 91 253 344	TD 1 3 4
		8 Ty Washington 6-4, 249, R-So. 2023 season cut short by shoulder injury ... Career-best 7 catches for 90 yards, 2 TDs at OM 2023 ... Redshirted in 2023, playing in 5 games and catching 1 pass for 17 yards for a TD in Liberty Bowl win.	2024 2023 2022 Totals	REC 2 11 1 14	YDS 25 170 17 212	TD 1 2 1 4
WR		5 Tyrone Broden 6-7, 200, *R-Sr. Started 4 games and played in all 12 during his first season at Arkansas ... Transfer from BGSU, where he played in 32 games (21 starts) over 4 seasons ... Detroit native was a 3-star prospect from W. Bloomfield HS.	2024 2023 2022 BG 2021 BG 2020 BG 2019 BG Totals	REC 17 15 32 36 6 0	YDS 101 109 506 596 97 0	TD 1 3 7 5 0 0
		11 Jordan Anthony 5-10, 162, R-So. Transfer from Texas A&M, where he played in 4 games in 2023 ... Redshirted in his first season at Kentucky in 2022 before earning First-Team All-America honors on the track finishing 2nd in the 60m at SEC and NCAA championships.	2024 2023 TAMU 2022 UK Totals	REC 3 3 0 6	YDS 46 14 0 60	TD 0 0 0 0

GAME 5: TEXAS A&M

IN DEPTH CHART: DEFENSE

	U-A-T	TFL	SACK
2024	7-4-11	1.0	0.0
2022	22-22-44	13.5	6.5
2023	9-14-23	3.5	3.0
2021 LSU	0-0-0	0.0	0.0
Totals	38-40-78	18.0	9.5

40 Landon Jackson ||| 6-7, 280, Sr.

2nd team preseason All-American (Walter Camp), 1st team preseason All-SEC (coaches), 2nd team preseason All-SEC (media) ... Preseason watch list: Bronko Nagurski Trophy, Chuck Bednarik Award, Lombardi Award.



DE

	U-A-T	TFL	SACK
2024	0-2-2	0.0	0.0
2023	1-0-1	0.0	0.0
Totals	1-2-3	0.0	0.0

97 Quincy Rhodes Jr. ||| 6-6, 280, So.

Played in 9 games as a true freshman in 2023, mainly on special teams ... 4-star recruit out of North Little Rock HS in North Little Rock, Ark. ... Rated the No. 2 player in Arkansas.



DT

	U-A-T	TFL	SACK
2024	9-4-12	0.0	0.0
2023	7-25-32	1.5	0.5
2022	9-22-31	2.5	1.0
2021	0-1-1	0.0	0.0
Totals	24-52-76	4.0	1.5

5 Cam Ball ||| 6-5, 324, R-Jr.

Started 6 games and played in 11 during 2023 season ... Earned his first career start in 2022 Liberty Bowl ... Enjoys cooking in his spare time.



DT

	U-A-T	TFL	SACK
2024	13-4	1.0	1.0
2023	6-7-13	3.5	2.5
2022 LT	18-6-24	4.0	2.0
2021 LT	11-5-25	4.0	1.0
2020 LT	8-15-23	1.5	0.5
2019 LT	0-0-0	0.0	0.0
Totals	46-47-92	14.5	7.5

93 Keivie Rose ||| 6-3, 314, *R-Sr.

Appeared in all 12 games with 2 starts in his first season at Arkansas ... Played 4 seasons at Louisiana Tech, appearing in 35 games ... Did not participate in spring practices at Arkansas, arriving in the summer ... Pronounced KEE-vee.



DE

	U-A-T	TFL	SACK
2024	8-11-19	2.5	1.0
2023	8-11-19	4.0	2.0
2021	7-20-27	4.0	2.0
2020	15-15-27	3.0	2.5
2019	1-3-4	0.0	0.0
Totals	40-64-104	15.0	7.5

50 Eric Gregory ||| 6-4, 320, *R-Sr.

One of 4 seniors on roster (Clark, J. Johnson, Both) to play their entire career at Arkansas ... Has played in every game each of last 3 years (38) ... Has played both DT and DE in his career.



LB

	U-A-T	TFL	SACK
2024	2-1-3	1.5	0.0
2023	0-2-2	0.0	0.0
Totals	2-3-5	1.5	0.0

95 Ian Geffrard ||| 6-5, 388, R-Fr.

Played in 4 games before redshirting in his first season at Arkansas ... 3-star prospect out of Whitefield Academy in Mableton, Ga. ... Pronounced JEFF-rard.

	U-A-T	TFL	SACK
2024	3-8-11	1.5	1.0
2023	4-7-11	3.5	1.0
2022	0-0-0	0.0	0.0
Totals	7-15-22	5.0	2.0

0 Nico Davillier ||| 6-4, 271, Jr.

Matched last season's tackle total in 4 games ... Played in all 12 games in 2023, earning time on the defensive line and special teams ... 4-star prospect out of Maumelle HS in Maumelle, Ark. ... Pronounced dava-YAY.

	U-A-T	TFL	SACK
2024	4-2-6	0.0	0.0
2023 UA	34-21-55	21.5	15.0
2022 UA	25-13-38	12.0	4.5
2019 SCS	24-16-40	7.5	5.5
Totals	87-52-139	42.0	25.0

-OR- 4 Anton Juncaj ||| 6-3, 272, *Sr.

FCS All-American at Albany in 2023 after recording 15 sacks and 21.5 tackles for loss ... Played in 15 games for team that made FCS semifinal in 2023 ... Named Preseason National Newcomer of the year by College Football News.

	U-A-T	TFL	SACK
2024	6-9-15	1.5	1.0
2023	7-9-16	1.5	0.0
Totals	13-18-31	3.0	1.0

22 Brad Spence ||| 6-2, 238, So.

Played in 11 games with 1 start as a true freshman in 2023 ... Returned his first career interception for a touchdown in season-opener vs. Western Carolina ... 3-star prospect out of Klein Forest HS in Houston.

	U-A-T	TFL	SACK
2024	9-7-16	1.5	1.0
2023 MU	31-36-67	7.0	2.0
2021 FSU	5-9-14	0.0	0.0
2020 FSU	18-27-45	3.5	0.0
Totals	63-79-142	12.0	3.0

-OR- 14 Stephen Dix Jr. ||| 6-1, 234, R-Sr.

First ARK start at AUB ... Transfer from Marshall, played 13 games last season with 67 tackles ... Played 2 seasons at Florida State, Freshman All-American in 2020 ... Missed 2021 season with injury ... 4-star prospect out of high school.

	U-A-T	TFL	SACK
2024	12-13-25	3.0	1.0
2023 UGA	15-4-19	1.5	1.0
2022 UGA	3-0-3	0.0	0.0
2021 UGA	1-2	1.0	0.0
Totals	31-18-49	5.5	2.0

10 Xavian Sorey Jr. ||| 6-3, 225, R-Jr.

Career-high 13 tackles at OSU ... Played 3 seasons at Georgia, where he played in 27 games with 2 starts ... 5-star prospect out of IMG Academy ... Ranked No. 1 OLB and No. 6 prospect in Florida, No. 20 overall nationally.

	U-A-T	TFL	SACK
2024	6-5-11	0.5	0.0
2023 USU	28-46-85	8.0	0.0
2021 ASU	23-35-38	1.0	0.0
2020 ASU	19-19-30	0.0	0.0
2019 ASU	18-7-23	3.0	0.0
Totals	103-83-186	12.5	3.0

25 Anthony Switzer ||| 6-0, 220, *R-Sr. -OR- 7 Bradley Shaw ||| 6-1, 235, Fr.

Switzer is a transfer from Utah State, also played at Arkansas State and is a Marion, Ark. native ... Shaw was a 4-star prospect out of Hoover HS where he was the No. 101 player in the Top247 rankings.

	U-A-T	TFL	INT
2024	1-4-5	0.0	0
2023 USA	21-5-36	2.5	3
2022 USA	15-13-28	0.0	0
Totals	37-32-69	2.5	3

13 Marquise Robinson ||| 6-1, 192, Sr.

Transfer from South Alabama, where he played 2 seasons after playing at Southwest Mississippi CC for 1 season ... Started all 13 games for the Jaguars in 2023 with 22 in 2 years ... Top 10 junior college CB after 2021 season.

	U-A-T	TFL	INT
2024	4-3-7	0.0	0
2023	8-2-10	0.0	0
2022 TCU	13-1-14	0.0	0
2021 TCU	5-0-5	0.0	1
2020 TCU	6-3-9	1.5	1
2019 TCU	14-4-18	1.5	0
Totals	50-13-63	1.5	1

-OR- 15 Jaheim Singletary ||| 6-2, 187, R-So. -OR- 1 Kee'y'on Stewart ||| 6-0, 184, *R-Sr.

Singletary first career INT at OSU ... Former 5-star recruit out of Riverside HS in Jacksonville, Fla. ... Stewart started 2 games and played in 10 overall in his first season at Arkansas in 2023.

	U-A-T	TFL	INT
2024	17-9-26	0.0	3
2023	9-6-15	0.0	0
Totals	26-15-41	0.0	3

18 TJ Metcalf ||| 6-1, 200, So.

Created three turnovers at AUB with 2 INTs and a FF ... Career-high 12 tackles at OSU ... Older brother of defensive back Tevis Metcalf ... Cousin of Seattle Seahawks WR DK Metcalf ... 4-star recruit out of Pinson Valley HS (Alabama).

	U-A-T	TFL	INT
2024	0-0-0	0.0	1
2023	28-19-43	2.5	1
2021	33-34-67	4.0	1
2020	19-13-22	1.0	0
2019	32-15-47	1.0	3
Totals	98-81-179	8.5	5

17 Hudson Clark ||| 6-2, 191, *R-Sr.

Missed UAB, AUB games with injury ... 1st Team Academic All-American in 2023 ... 1st Team All-SEC honors (USA Today) in 2022 with career marks in games (13), starts (10) and tackles (67) ... Former walk-on ... Both parents are U of A grads.

	U-A-T	TFL	INT
2024	10-9-19	2.0	1
2023	30-32-62	1.5	1
2022	18-17-35	2.5	0
2021	9-15-24	2.0	0
Totals	67-73-140	8.0	2

8 Jayden Johnson ||| 6-2, 205, Sr.

Intercepted a pass at AUB ... Team-high 10 tackles vs. UAB ... Career-best 62 tackles in 2023 ... Three-star prospect out of Cedartown, Ga. ... Played QB, WR, RB, CB and safety in high school.

	U-A-T	TFL	INT
2024	0-1-1	0.0	0
2023 JSU	28-35-63	6.0	1
2022 JSU	10-10-20	2.0	0
Totals	38-46-84	8.0	1

30 Larry Worth ||| 6-4, 224, Jr.

Transfer from Jacksonville State, where he played in 22 games over 2 seasons ... Earned 5 starts in 12 games in 2023 finishing 5th on the team with 63 tackles ... 41-inch vertical ... 3-star prospect began career as a walk-on at JSU.

	U-A-T	TFL	INT
2024	0-0-0	0.0	0
2023	11-9-20	0.0	1
Totals	11-9-20	0.0	1

11 Jaylon Braxton ||| 6-0, 190, So.

Missed UAB, AUB games with injury ... Scored first TD with fumble return at FLA 2023 ... No. 141 in Top247 rankings and No. 217 in ESPN 300, No. 8 CB nationally and No. 9 player in Texas.

	U-A-T	TFL	INT
2024	0-0-0	0.0	0
Totals	0-0-0	0.0	0

2 Selman Bridges ||| 6-2, 175, Fr.

4-star prospect out of Lake Belton HS in Temple, Texas ... No. 100 overall prospect in Top247 rankings ... No. 5 CB and No. 7 overall prospect in Texas according to ESPN.

	U-A-T	TFL	INT
2024	16-8-24	2.0	1
2023 UT	26-6-32	1.0	0
2022 UT	24-7-31	0.5	0
2021 UT	12-4-16	3.0	0
2020 UT	4-4-8	1.0	0
Totals	82-29-111	7.5	2

3 Doneiko Slaughter ||| 6-0, 190, *Sr.

Led team with 7 tackles and added an INT at AUB ... Played 4 seasons at Tennessee, appearing in 43 games with 15 starts ... Started 7 games in 2023 with a career-best 32 tackles ... 3-star prospect out of Roswell HS in Roswell, Ga.

	U-A-T	TFL	INT
2024	0-0-0	0.0	0
Totals	0-0-0	0.0	0

24 Tevis Metcalf ||| 5-10, 192, Fr.

Younger brother of defensive back TJ Metcalf ... Cousin of Seattle Seahawks WR DK Metcalf ... 3-star recruit from Clay-Chalkville HS in Clay, Ala. ... Rated No. 61 CB in the nation by ESPN.



S



S



CB



NB

RAZORBACK TRENDS

	2024	Streak	Pittman
Overall	3-1	W2	26-26
At Home	2-0	W2	17-11
On the Road	1-1	W1	6-13
Neutral	0-0	L1	3-2
August	1-0	W3	1-0
September	2-1	W2	11-6
October	0-0	L3	5-10
November	0-0	L1	7-8
December/January	0-0	W2	2-2
vs. SEC	1-0	W1	12-23
vs. Non-Conference	2-1	W1	14-3
vs. Ranked Opponents	0-0	L4	5-17

Record in Games...

Decided by 7 pts or less	0-0	W1	5-14
Decided by 3 pts or less	0-0	W1	4-10
During the day	2-1	W2	18-19
At night	1-0	W2	8-7

Record When Scoring...

Less than 21 points	0-0	L7	2-10
21+ points	3-1	W2	24-16
30+ points	2-1	W1	17-8
40+ points	1-0	W9	11-2
50+ points	1-0	W4	4-1
60+ points	1-0	W1	1-0
70+ points	1-0	W1	1-0

Record When Allowing...

Less than 14 points	1-0	W1	9-2
Less than 21 points	2-0	W5	14-1
21+ points	1-1	W1	12-24

Record When...

Scoring first	2-1	W1	20-12
Opponents score first	1-0	W1	6-14
Leading after the 1Q	1-1	L1	17-8
Trailing after the 1Q	1-0	W1	5-16
Tied after the 1Q	1-0	W2	4-2
Leading at halftime	2-1	W1	19-7
Trailing at halftime	0-0	L10	5-19
Tied at halftime	1-0	W2	2-0
Leading after the 3Q	3-1	W2	23-3
Trailing after the 3Q	0-0	L2	2-21
Tied after the 3Q	0-0	L2	1-2
In overtime games	0-1	L1	3-1

Record With...

Less than 400 yards total offense	1-0	W1	8-12
400+ yards total offense	2-1	W1	18-14
500+ yards total offense	1-1	L1	9-3
600+ yards total offense	1-1	L1	4-2
Less than 100 yards rushing	0-0	L4	1-5
100+ yards rushing	3-1	W2	25-21
200+ yards rushing	2-1	W1	17-8
300+ yards rushing	0-0	W4	5-1
Less than 200 yards passing	2-0	W2	11-10
200+ yards passing	1-1	L1	15-16
300+ yards passing	1-1	L1	4-5
400+ yards passing	1-1	L1	1-1
A 300-yard passer	0-1	L1	3-5
A 100-yard rusher	2-1	W1	14-8

Record When Allowing...

Less than 200 total yards	1-0	W7	1-0
200+ total yards	2-1	W2	25-26
300+ total yards	2-1	W2	18-23
400+ total yards	1-0	W1	11-16
Less than 100 rush yards	1-1	L1	10-3
100+ rush yards	2-0	W2	16-23
200+ rush yards	0-0	L4	3-11
Less than 200 pass yards	1-0	W1	9-8
200+ pass yards	2-1	W2	17-18
300+ pass yards	0-1	L2	7-6
400+ pass yards	0-0	W1	2-2
A 300-yard passer	0-1	L2	7-6
A 100-yard rusher	0-0	L3	4-11

Record When Having...

No turnovers	1-0	W2	11-5
Less than 3 turnovers	3-0	W4	25-22
3 or more turnovers	0-1	L2	1-4
No takeaways	1-0	W1	4-11
Less than 3 takeaways	2-1	W1	16-25
3 or more takeaways	1-0	W1	10-1
Win turnover battle	1-0	W2	16-1
Lost turnover battle	0-1	L2	3-13
Turnovers even	2-0	W2	7-12
More than 30:00 TOP	2-1	W1	11-10
Less than 30:00 TOP	1-0	W1	15-16

RAZORBACK NOTEBOOK

THE HEAD HOG

- Fifth-year head coach **Sam Pittman** leads Arkansas in the 2024 campaign as the Razorbacks seek bowl eligibility for the fourth time in five seasons and a bowl appearance for the third time in the last four seasons.
- Pittman led the Razorbacks to at least seven wins in consecutive seasons in 2021-22, as well as bowl eligibility in three consecutive seasons from 2020-22.
- Pittman is the fourth Arkansas head coach in history to lead the Razorbacks to bowl eligibility in each of their first three seasons on the job, joining Lou Holtz (1977-79), Ken Hatfield (1984-86) and Houston Nutt (1998-2000).
- Saturday's game against Texas A&M marks Pittman's 53rd game as head coach at Arkansas. Of those 53 games, 44 have come against an opponent from the SEC, a Power 5 foe and/or an opponent ranked in the AP Top 25 poll.
- Seven of the Razorbacks' 12 opponents in the 2024 season appeared in the AP preseason Top 25 poll. Arkansas has beat five ranked FBS teams under Pittman. Since his first season at the helm, 32 of Arkansas' 47 FBS foes have either been ranked or received votes in the national polls.



Sam Pittman is the fourth Arkansas head coach in history to lead the Razorbacks to bowl eligibility in each of their first three seasons, joining Lou Holtz, Ken Hatfield and Houston Nutt.

QB1

- QB **Taylen Green**, the Boise State transfer, is tasked with leading the Arkansas offense in the 2024 campaign.
- In his Razorback debut against UAPB (Aug. 29), Green accounted for four touchdowns (two passing, two rushing) to become just the third Arkansas signal-caller since 1997 to pass and rush for multiple touchdowns in a single game.
- Green posted 477 total yards of offense (416 passing + 61 rushing), the second-highest single game total in Arkansas history, at Oklahoma State (Sept. 7). His 416 passing yards are the fourth-highest single game total in school history and the most by an Arkansas quarterback in a single game since QB Tyler Wilson threw for 419 against Rutgers (Sept. 22, 2012).
- Green ran for two scores in the win over UAB (Sept. 14), his second multi-rushing touchdown game of the season and seventh multi-rushing touchdown effort of his career.
- Prior to Arkansas, Green played in 13 games with 12 starts for Boise State as a redshirt sophomore in 2023, completing 121-of-212 passes (57.1%) for 1,752 yards and 11 touchdowns.
- A dual-threat quarterback, the Lewisville, Texas, native also rushed for 436 yards and nine scores on 78 carries (5.6 ypc).
- As a redshirt freshman at Boise State in 2022, Green was the Mountain West Conference Freshman of the Year and a Freshman All-American by College Football News after playing in 13 games with 10 starts and completing 166-of-271 (61.3%) passes for 2,042 yards and 14 touchdowns.
- Green also rushed for 10 touchdowns on the year, finishing the season as the only freshman with at least 10 passing and 10 rushing touchdowns in 2022.



In just his second game as a Hog, **Taylen Green** became the fifth passer in Arkansas history to throw for 400+ yards in a game.

400-Yard Passing Games - Arkansas

Player	Date	ATT	COMP	YDS	TD	INT	Opponent
Tyler Wilson	10/1/11	51	30	510	3	0	Texas A&M
Brandon Allen	11/7/15	45	33	442	6	0	Ole Miss
Tyler Wilson	9/22/12	39	20	419	3	2	Rutgers
Taylen Green	9/7/24	26	45	416	1	1	Oklahoma State
Brandon Allen	9/12/15	53	32	412	0	1	Toledo
Ryan Mallett	10/30/10	44	27	409	3	0	Vanderbilt
Ryan Mallett	9/19/09	39	21	408	5	0	Georgia
Brandon Allen	11/21/15	43	30	406	7	0	Mississippi State
Ryan Mallett	11/14/09	30	23	405	5	1	Troy
Austin Allen	10/8/16	48	25	400	3	3	Alabama
Ryan Mallett	9/11/10	43	28	400	3	1	ULM

RAZORBACK NOTEBOOK

RUNNIN' RAZORBACKS

- **RB Ja'Quinden Jackson**, a transfer from Utah, has wasted no time proving to be a difference-maker for the Arkansas offense this season, rushing for 100-plus yards in three consecutive games to begin the 2024 campaign, his first as a Hog.
- After rushing for 101 yards and two touchdowns on eight carries (12.6 ypc) against UAPB (Aug. 29) in his Razorback debut, Jackson broke loose for a career-high 149 yards and a career-high matching three touchdowns on 24 carries (6.2 ypc) at #16 Oklahoma State, finishing with his second consecutive 100-yard rushing game. He followed up that performance with his third consecutive 100-yard rushing game, going for 147 yards and a touchdown on 15 carries (9.8 ypc) in the win over UAB (Sept. 14).

100-Yard Rushing Games - Ja'Quinden Jackson (2024)

DATE	ATT	YDS	AVG	TD	OPPONENT
Aug. 29	8	101	12.6	2	UAPB
Sept. 7	24	149	6.2	3	Oklahoma State
Sept. 14	15	147	9.8	1	UAB

- Jackson, who has eight rushing scores through the first four games this season, is the fastest Arkansas player to reach eight rushing touchdowns in a season since RB Madre Hill had eight through the first four games of the 1995 campaign.
- In 2023, Jackson played in 12 games with 11 starts for Utah, logging a team-high 161 carries for 797 yards (5.0 ypc) and a team-leading four touchdowns to go along with nine catches for 53 yards. He led the Utes in 100-yard rushing games (3).
- **RB Rashod Dubinion** is the Hogs' top returning running back. The Ellenwood, Ga., native played in 10 games with two starts, rushing for 260 yards on 82 carries (3.2 ypc) with a touchdown to go with 14 catches for 85 yards and a touchdown.
- Dubinion's best game on the ground last year came at LSU (Sept. 23, 2023), rushing a season-high 15 times for a season-best 78 yards. His lone 100-yard rushing effort came during his true freshman campaign in 2022, running for 112 yards and two touchdowns on 20 carries in the Razorbacks' AutoZone Liberty Bowl victory over Kansas (Dec. 28, 2022).
- A pair of newcomers in transfer **RB Rodney Hill** and true freshman **RB Braylen Russell** round out the Razorbacks' running backs room. Hill comes to Arkansas from Florida State, where he ran for 190 yards and one touchdown on 50 carries while playing in 12 games. He also added five catches for 83 yards and a pair of kickoff returns for 42 yards.
- Russell, a Benton, Ark., native, was a four-star prospect coming out of high school. Rated the No. 16 running back nationally and the No. 3 overall prospect in Arkansas by ESPN, he ran the ball 167 times for 1,359 yards (8.0 ypc) and 20 touchdowns to go with 18 receptions for 351 receiving yards and five scores during his stellar senior season in 2023.



Ja'Quinden Jackson, a Utah transfer, rushed for 100-plus yards in each of his first three games as a Razorback.

YOU THROW IT, THEY CATCH IT

- Entering 2024, the Razorback offense returned 93.8% of the team's receiving yards (2,111), 89.4% of the team's receptions (185) and all but one of the team's receiving touchdowns (21 - 95.5%) from 2023. Seven of the Hogs' top eight pass catchers from last season all returned for 2024 led by **WR Andrew Armstrong** (56 receptions for 764 yards and five touchdowns).
- Returners also include **WR Isaac TeSlaa** (34 receptions for 351 yards and 2 TD), **TE Luke Hasz** (16 receptions for 253 yards and 3 TD), **WR Tyrone Broden** (15 receptions for 109 yards and 3 TD), **WR Isaiah Sategna** (15 receptions for 129 yards and 2 TD), **RB Rashod Dubinion** (14 receptions for 85 yards and 1 TD) and **TE Ty Washington** (11 receptions for 170 yards and 2 TD).
- Armstrong has burst onto the scene since transferring from Texas A&M-Commerce prior to 2023. Now in his second year as a Razorback, Armstrong led Arkansas in receptions (56), receiving yards (764), receiving yards per game (63.7) and receiving touchdowns (5) one season ago. A native of Dallas, Texas, Armstrong started all 12 games in 2023 and caught at least two passes in every game. He also logged 103 yards on three catches in the Hogs' first ever win at Florida (Nov. 4, 2023).
- Armstrong owns a team-leading 31-game reception streak dating back to Oct. 16, 2021, while at Texas A&M-Commerce.

Player	School	Consecutive Games w/ Reception
RB Jo'Quavious Marks	Southern Cal	48
WR LaJohntay Wester	Colorado	41
WR Kyle Williams	Washington State	41
TE Brant Kuithe	Utah	36
WR Jaylin Noel	Iowa State	35
WR Brennan Presley	Oklahoma State	34
WR Andrew Armstrong	Arkansas	31
WR Derwin Burgess Jr.	Georgia Southern	31
WR JP Richardson	TCU	31

- As a senior in 2023, TeSlaa started all 12 games in his first season at Arkansas, catching 34 passes for 351 yards and two touchdowns. A Hillsdale College transfer, TeSlaa led the team with eight contested catches according to Pro Football Focus and finished second on the squad in receptions and yards. He caught at least one pass in all 12 games of the 2023 season.
- Hasz was having a breakout season before his stellar freshman campaign was cut short in the fifth game of the season with a broken collarbone vs. Texas A&M (Sept. 30, 2023). Named to The Athletic's Midseason Freshman All-America Team, Hasz caught 16 passes for 253 yards and three touchdowns over five games. He broke out at LSU (Sept. 23, 2023) with a season-best six catches for 116 yards and two touchdowns to earn John Mackey Tight End of the Week honors.
- Broden, meanwhile, played in all 12 games with four starts in his first year at Arkansas after transferring from Bowling Green. Broden caught 15 passes for 109 yards and three touchdowns. Most notably, Broden snagged the game-winning touchdown in Arkansas' first-ever win at Florida (Nov. 4, 2023).
- The trio of Armstrong, TeSlaa and Broden (listed below in order of career receptions) has combined for 408 receptions, 6,390 receiving yards and 58 receiving touchdowns over 126 career games played.

Rank	Player	Games	Receptions	Yards	Touchdowns
1.	WR Isaac TeSlaa	42	156	2,552	21
2.	WR Andrew Armstrong	36	156	2,429	21
3.	WR Tyrone Broden	48	96	1,409	16



Andrew Armstrong has caught at least one pass in 31 consecutive games dating back to his 2021 campaign at Texas A&M-Commerce.

RAZORBACKS IN THE NFL

#PR HOGS



As of Sept. 22, 2024

Name	Pos.	NFL Team
Hjalte Froholdt	OL	Arizona Cardinals
Feleipe Franks	TE	Carolina Panthers
Drew Sanders *	LB	Denver Broncos
Jake Bates	K	Detroit Lions
Frank Ragnow	OL	Detroit Lions
Dan Skipper	OL	Detroit Lions
Montaric Brown	DB	Jacksonville Jaguars
Jeremiah Ledbetter	DL	Jacksonville Jaguars
Cam Little	K	Jacksonville Jaguars
Kamren Curl	DB	Los Angeles Rams
Beaux Limmer	OL	Los Angeles Rams
Dalton Wagner ^	OL	Las Vegas Raiders
Dwight McGlothern	DB	Minnesota Vikings
Hunter Henry	TE	New England Patriots
Matt Landers ^	WR	New England Patriots
Armon Watts *	DL	New England Patriots
Deatrich Wise Jr.	DL	New England Patriots
John Ridgeway	DL	New Orleans Saints
Brandon Allen	QB	San Francisco 49ers
Dre Greenlaw *	LB	San Francisco 49ers
Antonio Grier Jr. ^	LB	Tampa Bay Buccaneers
Treyton Burks	WR	Tennessee Titans

* Reserve/Injured // ^ Practice Squad



THE HOG POD

Check out the Hog Pod for great stories and insight about Razorback football, including episodes with AD Hunter Yurachek, head coach Sam Pittman, defensive coordinator Travis Williams, co-defensive coordinator Marcus Woodson, QB KJ Jefferson, RB Raheim Sanders and more. Find The Hog Pod anywhere you get your podcasts, or visit ArkansasRazorbacks.com/TheHogPod.

RAZORBACK NOTEBOOK

LUKE HASZ HANDS

- TE **Luke Hasz** emerged as a important piece of Arkansas' offense before a season-ending injury against Texas A&M (Sept. 30, 2023) derailed his promising freshman campaign.
- Named to The Athletic's Midseason Freshman All-America Team, Hasz, a native of Bixby, Okla., caught 16 passes for 253 yards and three touchdowns over his first five games before suffering a broken collarbone against Texas A&M.
- Through the Razorbacks' first five games last season, Hasz ranked second on the team in receptions (16), receiving yards (253), receiving yards per game (50.6) and receiving touchdowns (3). At the time of his injury, Hasz also ranked second on the Razorbacks in yards per catch (15.8).
- At the time of his injury, Hasz ranked first among all freshmen tight ends in receiving yards and ranked seventh among all FBS tight ends in receiving yards. He ranked second among all SEC tight ends in receiving yards behind only Georgia TE Brock Bowers (413 yards) and ranked second among all SEC freshmen in receiving yards behind only Vanderbilt WR London Humphreys (299 yards).
- Hasz recorded his first career touchdown on a 19-yard reception against BYU (Sept. 16, 2023), finishing the game with four catches for 78 yards.
- Hasz broke out at LSU (Sept. 23, 2023), catching a team-leading six passes for a team-high 116 yards and two touchdowns to earn John Mackey Tight End of the Week honors and become the first Arkansas freshman with multiple receiving touchdowns in a game since TE Hunter Henry at LSU in 2013. Hasz was also the first Razorback freshman to log 100 or more receiving yards with two or more touchdowns in a game since RB Jonathan Williams did so against Kentucky in 2012.



Luke Hasz has four career touchdown receptions, recording his most recent in the Hogs' loss at Oklahoma State (Sept. 7).

ON THE OFFENSIVE LINE

- The Razorbacks' offensive line underwent a changing of the guard over the offseason with the addition of three transfer linemen to a room with three returning Hogs that started at least four games last season.
- Led by first-year **offensive line coach Eric Mateos**, transfers **OL Keyshawn Blackstock** (Michigan State), **OL Fernando Carmona** (San Jose State) and **OL Addison Nichols** (Tennessee) join an offensive line unit that returns **OL Joshua Braun** (12 starts in 2023), **OL Patrick Kutas** (nine starts in 2023) and **OL Ty'Kieast Crawford** (four starts in 2023).
- Braun earned All-SEC honors from the Associated Press after starting all 12 games in his first year at Arkansas. The Florida transfer started the season opener at left guard and the remaining 11 games at right guard. Braun's career-high 790 offensive snaps ranked second on the team according to Pro Football Focus, grading out at 70.7 according to PFF with a team-high 79.3 grade in pass blocking. He allowed only two sacks over 394 snaps with just three penalties all season.
- Kutas started all nine games he played in, making eight starts at right tackle and one start at center, before an injury ended his sophomore season. Kutas, who totaled 552 offensive snaps and another 81 snaps on special teams according to Pro Football Focus, allowed five sacks over 301 pass plays.
- Crawford played in nine games, starting the season opener at right guard and the final three games at right tackle. He allowed two sacks over 146 pass plays according to Pro Football Focus, committing only one penalty all season.
- Blackstock started the first four games of last season at Michigan State before entering the transfer portal. Prior to Michigan State, Blackstock attended Coffeyville Community College where he was ranked the top junior college interior offensive lineman in the nation by 247Sports, Rivals, ESPN and On3. He was rated one of the best overall junior college prospects in the nation by Rivals (No. 3) and 247Sports (No. 7).
- Carmona started 24 straight games for San Jose State before transferring to Arkansas. As a redshirt sophomore in 2023, he finished the season with an overall grade of 81.5 per Pro Football Focus and earned Honorable Mention All-Mountain West Conference praise after starting all 12 regular-season games on the offensive line and guiding San Jose State to a co-regular season Mountain West Championship.
- Carmona was named the SEC Offensive Lineman of the Week following the Hogs' 70-0 win over UAPB (Aug. 29) after helping pave the way for 687 yards of offense, third-most in school history, and eight rushing touchdowns.



Francisco Carmona, a San Jose State transfer, has helped Arkansas average 240.0 rushing yards per game this season.

RAZORBACK NOTEBOOK

KNOW THE NAME: LONDON JACKSON

- **DL Landon Jackson** enters the 2024 campaign as one of the nation's most dominant pass rushers after leading the Razorbacks in tackles for loss (13.5) and sacks (6.5) last season.
- Named a preseason All-American by the Walter Camp Football Foundation and a preseason All-SEC selection by numerous outlets, Jackson tallied 44 total tackles, including 13.5 tackles for loss, with 6.5 sacks and one pass breakup during his breakout junior campaign for the Razorbacks. A native of Texarkana, Texas, Jackson became the first Arkansas defensive lineman since DL Jake Bequette in 2011 to earn first-team All-SEC recognition after leading the Razorbacks.
- Jackson had a breakout performance at Alabama (Oct. 14, 2023) last year, logging a career-high in tackles (11), tackles for loss (3.5) and sacks (3.5) to claim SEC Defensive Lineman of the Week and Bednarik Award Player of the Week honors.
- Jackson's 3.5 sacks were the most by an SEC player in a game last season and fifth-most in a single game nationally.
- In addition to his preseason All-America and All-SEC nods, the Razorback edge rusher has garnered a plethora of preseason honors ahead of the 2024 season, including three national award watch list selections: Bronko Nagurski Trophy Watch List, Chuck Bednarik Award Watch List and Lombardi Award Watch List.



Landon Jackson, one of the nation's top pass rushers, led the Razorbacks in tackles for loss (13.5) and sacks (6.5) last season.

ON THE DEFENSIVE LINE

- In addition to **DL Landon Jackson**, the Razorback defensive line features a veteran group of returners in **DL Cameron Ball**, **DL Nico Davillier**, **DL Eric Gregory** and **DL Keivie Rose**, as well as an experienced transfer in **DL Anton Juncaj**.
- Ball played in 11 games with six starts, including each of the final four games of the season, as a redshirt sophomore in 2023. The Atlanta, Ga., native had a career-best 32 tackles to go with 1.5 tackles for loss, a half sack and a forced fumble.
- Davillier saw action in all 12 games as a sophomore in 2023, earning time on the defensive line and special teams. The Maumelle, Ark., product recorded career-highs with 11 tackles with 3.5 tackles for loss and one sack.
- Gregory started all 12 games as a redshirt senior in 2023 and enters his sixth and final season as a Razorback with 32 career starts to his name. The Memphis, Tenn., native recorded 16 tackles with 2.5 tackles for loss and a sack last year.
- Rose saw action in all 12 games with a pair of starts in his first season as a Razorback after transferring from Louisiana Tech. The Henderson, Texas, product logged 15 tackles with 3.5 tackles for loss and 2.5 sacks in 2023.
- Juncaj, meanwhile, is new to Arkansas' defensive line unit. The transfer from FCS powerhouse Albany played in all 15 games for a team that won the Coastal Athletic Association title and made it to the FCS semifinals. Juncaj earned first-team All-America honors from the Associated Press after leading all of FCS with 15 sacks and finishing third with 21.5 tackles for loss as part of his season-total 55 tackles (34 solo) to go with 12 quarterback hurries, five forced fumbles and three pass breakups. The Port Jervis, N.Y., native had at least one sack in 10 of 15 games and had multiple sacks in three games last season.
- Juncaj enters the 2024 season, his first at Arkansas, with numerous preseason accolades from College Football Network, including National Preseason Newcomer of the Year, National Preseason Transfer of the Year, Preseason SEC Defensive Newcomer of the Year, Preseason SEC Defensive Transfer of the Year and Honorable Mention Preseason All-SEC.

FRESH FACES IN THE LINEBACKER ROOM

- The Razorbacks' linebacker room, led by **defensive coordinator Travis Williams**, is full of fresh faces with only three experienced upperclassmen in transfers **LB Stephen Dix Jr.**, **LB Xavian Sorey Jr.** and **LB Larry Worth III**.
- Dix Jr., a transfer from Marshall, played in all 13 games in his lone season with The Herd in 2023, making 67 tackles to finish third on the team. The Orlando, Fla., native, who began his collegiate career at Florida State (2020-22), also logged seven tackles for loss, two sacks and one fumble recovery. Dix Jr. spent his first three collegiate seasons at FSU, where he earned Freshman All-America honors from Rivals in 2020 after playing in all nine games, including starting the final five games, and recording 45 tackles, including 3.5 for loss and one quarterback hurry. Dix Jr. played in all 12 games as a sophomore in 2021, making 14 tackles with one pass breakup, before taking a redshirt as a junior in 2022 due to an injury.
- Sorey Jr. spent three seasons at Georgia (2021-23) before transferring to Arkansas. A redshirt sophomore in 2023, the Campbellton, Fla., product played in 11 games with two starts and finished the year with 19 total tackles (15 solo) and 1.5 tackles for loss, including 1.0 sack. Sorey Jr., who also recorded one pass breakup and five quarterback pressures on the year, started at linebacker and racked up five solo tackles in the SEC Championship game against Alabama (Dec. 2, 2023).
- Worth III arrives at Arkansas after beginning his career at Jacksonville State (2022-23), where he finished fifth on the team in total tackles with 63 and second on the team with four sacks after playing in all 13 games, including four starts at nickelback, as a sophomore in 2023. The Jacksonville, Fla., native recorded multiple tackles in 12 of 13 games last year. As a true freshman in 2022, Worth III saw action in nine games and made 20 tackles with a pair of tackles for loss on the year.
- Returnees **LB Alex Sanford** and **LB Brad Spence** each played in 11 games as true freshmen last season. Sanford logged 135 snaps on special teams according to Pro Football Focus, seeing action on kickoff, kickoff return, punt and punt return teams. Spence, meanwhile, played in 11 games with one start as a true freshman, making 16 tackles with 1.5 tackles for loss, one fumble recovery and one interception on the year. The Houston, Texas, native picked off a pass in his collegiate debut against Western Carolina (Sept. 2, 2023), returning it 85 yards for a touchdown – the first of a nation-leading four pick sixes for the team on the season. Spence earned his first career start against Kent State (Sept. 9, 2023). Fellow returnee and redshirt freshman **LB Carson Dean** played in the Razorbacks' season-opening win against Western Carolina (Sept. 2, 2023).
- True freshmen **LB Bradley Shaw** and **LB Wyatt Simmons** join the mix after completing heralded high school careers. Shaw, a four-star prospect according to 247Sports, Rivals and On3, was the No. 101 overall prospect in Top247 rankings and the No. 187 overall prospect in ESPN 300 rankings. Shaw, rated the No. 8 linebacker in the country and No. 9 overall prospect in Alabama by 247Sports, was selected to play in the 2024 All-American Bowl.
- Simmons, meanwhile, is the son of Paul Simmons, the head coach of defending NCAA Division II national champions Harding in Searcy, Ark. A consensus three-star prospect according to 247Sports, Rivals, ESPN and On3, Simmons was the No. 13 inside linebacker nationally and No. 5 overall prospect in Arkansas by ESPN.



Xavian Sorey Jr., a Georgia transfer, leads the Razorback defense in tackles for loss (3.0) and sacks (1.0) through four games.

ACTIVE CAREER LEADERS

TACKLES

Rank	Player, Position, Class	Tackles
1.	Hudson Clark, DB, *R-Sr.	187
2.	*Anthony Switzer, DB, *R-Sr.	185
3.	*Stephen Dix Jr., LB, R-Sr.	143
4.	Jayden Johnson, DB, Sr.	139
5.	*Doneiko Slaughter, DB, *Sr.	109

TACKLES FOR LOSS

Rank	Player, Position, Class	TFL
1.	*Anton Juncaj, DL, *Sr.	29.5
2.	Landon Jackson, DL, Sr.	18.0
3.	Eric Gregory, DL, *R-Sr.	15.0
4.	Keivie Rose, DL, *R-Sr.	14.0
5.	*Anthony Switzer, DB, *R-Sr.	12.5

SACKS

Rank	Player, Position, Class	Sacks
1.	*Anton Juncaj, DL, *Sr.	19.5
2.	Landon Jackson, DL, Sr.	9.5
3.	Eric Gregory, DL, *R-Sr.	7.5
4.	Keivie Rose, DL, *R-Sr.	6.0
5.	*Doneiko Slaughter, DB, *Sr.	4.0

INTERCEPTIONS

Rank	Player, Position, Class	INT
1.	Hudson Clark, DB, *R-Sr.	5
2.	TJ Metcalf, DB, So.	3
	*Marquise Robinson, DB, Sr.	3
4.	*Doneiko Slaughter, DB, *Sr.	2
	*Anthony Switzer, DB, *R-Sr.	2

RUSHING

Rank	Player, Position, Class	Yards
1.	*Ja'Quinden Jackson, RB, R-Sr.	1,830
2.	*Taylen Green, QB, R-Jr.	1,351
3.	Rashod Dubinion, RB, Jr.	568
4.	Rodney Hill, RB, R-So.	405
5.	Bryalen Russell, RB, Fr.	47

RECEPTIONS

Rank	Player, Position, Class	Receptions/Yards
1.	Andrew Armstrong, WR, *R-Sr.	156/2,429
	Isaac TeSlaa, WR, *Sr.	156/2,552
3.	Tyrone Broden, WR, *R-Sr.	96/1,409
4.	*Khafre Brown, WR, *R-Sr.	49/950
5.	Rashod Dubinion, RB, Jr.	28/207
6.	Isaiah Sategna, WR, R-So.	27/354
7.	Luke Hasz, TE, So.	22/344
8.	*Ja'Quinden Jackson, RB, R-Sr.	15/110
9.	*Andreas Paaske, TE, Sr.	14/245
	Ty Washington, TE, R-So.	14/212

^ new transfer for 2024 season



THE RAZORBACK DAILY

The Razorback Daily is the official daily podcast of the Arkansas Razorbacks. Hosted by Quinn Grovey and Matt Zimmerman, it's the one-stop shop for everything fans need to know about the Hogs: the biggest stories, exclusive interviews and opinions on the most important news of the day. Find The Razorback Daily anywhere you get your podcasts, or visit linktr.ee/razorbackdaily.

RAZORBACK NOTEBOOK

NO-FLY ZONE

● Since the start of 2020 campaign (head coach Sam Pittman's first year on the job), the Razorback defense has totaled 53 interceptions in 52 games, tied for second-most among all SEC teams during that span.

● Arkansas tallied 13 interceptions in 10 games in 2020, 13 interceptions in 13 games in 2021, nine interceptions in 13 games in 2022, 12 interceptions in 2023 and has six interceptions through four games of the 2024 season.

● Under the guidance of co-defensive coordinator Marcus Woodson and secondary coach Deron Wilson, the Arkansas secondary went from last (No. 131) in the FBS allowing 294.7 yards per game in 2022 to No. 32 nationally allowing 202.8 yards per game in 2023. The pass defense not only improved last season but also contributed on the scoreboard turning four of the team's 12 interceptions into touchdowns.

● **DB Hudson Clark**, a former walk-on and Academic All-American in 2023, has developed into one of the Hogs' most dependable defensive backs. For his career, Clark has recorded five interceptions, the most among all active Razorback defenders, and boasts a team-best 187 career tackles to go with his secondary-leading 31 career starts.

● **DB Jaylen Braxton** earned Freshman All-SEC honors from the league's coaches after playing in nine games with six starts in 2023 before an injury cut his season short. The Frisco, Texas, native led the team with eight pass break-ups while recording 20 tackles, one forced fumble, one fumble recovery and one interception.

● **DB Jayden Johnson**, back for his senior season with 25 career starts under his belt, is the team's top returning tackler from last season. The Cedartown, Ga., native racked up a career-high 62 total tackles with 1.5 tackles for loss as a junior.

● **DB TJ Metcalf** recorded his first career interception against UAB (Sept. 14) and then picked off a pair of passes at Auburn (Sept. 21) the following week, becoming the first Razorback with at least two interceptions, two pass breakups and a forced fumble in a game since DB Keno Kennedy accomplished the feat against South Carolina in 1999. Metcalf is the first Razorback with an interception in consecutive games since DB Dwight McGlothorn against Kansas in 2022 and Western Carolina in 2023.

● Transfers **DB Marquise "Cuddie" Robinson** (South Alabama), **DB Doneiko Slaughter** (Tennessee), and **DB Anthony Switzer** (Utah State) are also expected to contribute immediately to the defensive backfield. Robinson produced the best season of his collegiate career last year at South Alabama, totaling 36 tackles, 2.5 tackles for loss, three interceptions, three pass breakups and a fumble recovery while playing in all 13 games for the Jaguars. Slaughter spent four years at Tennessee (2020-23), most recently totaling 32 tackles (26 solo), including one sack, in 10 games as a senior during the 2023 campaign, while Switzer earned honorable mention All-Mountain West honors after playing in 12 games with 11 starts and finishing third on Utah State with 85 tackles, three sacks, eight tackles for loss, four pass break-ups, an interception and a fumble recovery.

HOG SPECIALISTS

● **WR Isaiah Sategna** is a dynamic weapon on special teams and enters the 2024 campaign on the Jet Award watch list.

● The Fayetteville, Ark., product earned Freshman All-SEC honors from the league's coaches and third-team All-SEC honors from Phil Steele as a return specialist in 2023.

● Sategna played in all 12 games, totaling 23 kick returns for 500 yards and 15 punt returns for 180 yards and one touchdown. He led the team with 837 all-purpose yards.

● Sategna's 23 kick returns in 2023 were tied for sixth-most in a single season by a Razorback in school history.

● His 500 kick return yards cracked the school's single-season top 10 at 10th, and his 680 total return yards were sixth-most in a single season by a Hog in program history.

● As a wide receiver, Sategna has caught 27 passes for 354 yards and three touchdowns in his career. As a redshirt freshman in 2023, he tallied 15 receptions for 129 yards and two touchdowns over his 12 games played.

● **K Kyle Ramsey**, who is 5-for-9 (55.6%) on field goals this season, connected on a 51-yard field goal against UAB (Sept. 14), marking Arkansas' first 51-yard field goal since K Cam Little did so at Mississippi State (Oct. 8, 2022).



TJ Metcalf had two interceptions, two pass breakups and a forced fumble in the Razorbacks' win at Auburn (Sept. 21).



Kyle Ramsey is 5-for-9 (55.6%) on field goal tries this year with a season-long 51-yard make against UAB (Sept. 14).

NEW HOGS ON THE HILL

- The 2024 Razorback roster features 55 newcomers.
- Arkansas' 55 newcomers tie for most among all SEC teams.

Rank	SEC Team	Newcomers
1.	Arkansas	55
	Florida	55
3.	Mississippi State	53
4.	Kentucky	50
	Auburn	50
	South Carolina	50

- The Razorbacks' coaching staff features three new assistant coaches on the offensive side: **offensive coordinator Bobby Petrino**, **wide receivers coach Ronnie Fouch** and **offensive line coach Eric Mateos**.

• Petrino served as head coach at Arkansas from 2008-11, going 34-17 in those four seasons, including 21 wins over the final two years and trips to the Sugar Bowl and Cotton Bowl. He was the offensive coordinator at Texas A&M last season.

- Mateos returns to The Hill after working under now **head coach Sam Pittman** when he was the Razorbacks' offensive line coach from 2013-15. Mateos spent the last three seasons at Baylor as the Bears' offensive line coach.



Arkansas posted consecutive top 10 total offense efforts to begin the season in **Bobby Petrino's** return as offensive coordinator.

GOOD STARTS UNDER PITTMAN

- **Head coach Sam Pittman** has now guided the Razorbacks to a 3-1 or better overall start in three of his five seasons.
- Arkansas started 4-0 in 2021 before finishing with nine wins and an Outback Bowl victory. That season, the Hogs won their SEC opener and captured all three of its trophy games, defeating Texas A&M in the Southwest Classic, winning at LSU to recapture the Golden Boot and topping Missouri in the season finale to earn the Battle Line Rivalry trophy.
- The Razorbacks also got off to a 3-1 start in 2022 before finishing with seven wins and a Liberty Bowl victory.

2021: 4-0 overall start (1-0 SEC)

Week 1: W, 38-17 against Rice
 Week 2: W, 40-21 against #15 Texas
 Week 3: W, 45-10 against Georgia Southern
 Week 4: W, 20-10 vs. #7 Texas A&M (Arlington, Texas)

2022: 3-1 overall start (1-1 SEC)

Week 1: W, 31-24 against #23 Cincinnati
 Week 2: W, 44-30 against South Carolina
 Week 3: W, 38-27 against Missouri State
 Week 4: L, 23-21 vs. #23 Texas A&M

2024: 3-1 overall start (1-0 SEC)

Week 1: W, 70-0 vs. UAPB
 Week 2: L, 39-31 (2OT) at #16 Oklahoma State
 Week 3: W, 37-27 against UAB
 Week 4: W, 24-14 at Auburn

EMBRACE THE HOG

- **Embrace the Hog** was adopted by the Razorbacks during the offseason with five pillars:

- 1) Tough
- 2) Together
- 3) Consistent
- 4) Accountable
- 5) Pride

- The team ends each practice by repeating the five pillars.
- Those five words serve as the program's foundation for the 2024 season. Hear **head coach Sam Pittman** explain the meaning behind Embrace the Hog by following the QR code.



HOG TRACKER

- Arkansas has beat five ranked FBS teams under **head coach Sam Pittman**. Since Pittman's first season at the helm, 33 of Arkansas' 48 FBS foes have either been ranked or received votes in the national polls.

- With a win on Saturday against Texas A&M, Arkansas would begin 2-0 in SEC play for the first time since 2006 and for only the fifth time (1993, 1995, 1998, 2006) since joining the conference ahead of the 1992 season.

- Since the start of the 2020 campaign, the Arkansas defense has totaled 53 interceptions in 52 games, tied for second-most among all SEC teams during that span. Through four games of the 2024 season, Arkansas' six interceptions are good for second-most in the SEC and eighth-most nationally.

- Arkansas has tallied multiple rushing touchdowns in four consecutive games for the first time since 2014. The Hogs last posted multiple rushing touchdowns in five consecutive games during the 2010 campaign.

- Under **head coach Sam Pittman**, Arkansas has gained 400-plus total yards of offense in 32 of 52 games and rushed for 200-plus yards in 25 of 52 games.

- Under **head coach Sam Pittman**, the Hogs are 18-14 when gaining 400-plus yards of total offense in a game and are 17-8 when rushing for 200-plus yards in a game.

- Arkansas' four interception returns for a touchdown were tied for the national lead last season. Under **head coach Sam Pittman**, the Hogs have ranked in the top-five in interception return touchdowns twice, tying for first in 2023 (4) and tying for second in 2020 (3).

- Under **offensive coordinator Bobby Petrino**, the Razorback offense posted consecutive top 10 total offense performances in back-to-back games against UAPB (Sept. 29) and Oklahoma State (Sept. 7). Arkansas racked up 687 yards of total offense, good for third on the Hogs' all-time chart, in the season opener against UAPB before a 648-yard showing, good for 10th on the all-time chart, in the loss at Oklahoma State.

HOGS+

HOGS+

Hogs+ is the official content network and membership community of the Arkansas Razorbacks, bringing fans closer than ever to the teams they love. Members get access to exclusive behind-the-scenes content, interviews, features, documentaries, archived games and more premium video as well as columns from longtime Arkansas beat writer Clay Henry. Visit HogsPlus.com.

SEC STANDINGS

Team	OVR	SEC	Home	Road	Strk
Arkansas	3-1	1-0	1-0	1-1	W2
Georgia	3-0	1-0	1-0	1-0	W3
LSU	3-1	1-0	2-0	1-0	W3
Missouri	4-0	1-0	4-0	0-0	W4
Tennessee	4-0	1-0	2-0	1-0	W4
Texas A&M	3-1	1-0	2-1	1-0	W3
Florida	2-2	1-1	1-2	1-0	W1
South Carolina	3-1	1-1	2-1	1-0	W1
Alabama	3-0	0-0	2-0	1-0	W3
Ole Miss	4-0	0-0	3-0	1-0	W4
Texas	4-0	0-0	3-0	1-0	W4
Auburn	2-2	0-1	2-2	0-0	L1
Kentucky	2-2	0-2	2-2	0-0	W1
Mississippi State	1-3	0-1	1-2	0-1	L3
Oklahoma	3-1	0-1	3-1	0-0	L1
Vanderbilt	2-2	0-1	2-0	0-2	L2

SEC SCHEDULE

WEEK 5

Saturday, Sept. 28

Kentucky at Ole Miss | 11 a.m. | ESPN

Arkansas vs. Texas A&M | 2:30 p.m. | ESPN

Oklahoma at Auburn | 2:30 p.m. | ABC

Mississippi State at Texas | 3:15 p.m. | SEC Network

Georgia at Alabama | 6:30 p.m. | ABC

South Alabama at LSU | 6:45 p.m. | SEC Network

All times Central

HOGS IN THE POLLS

	AP	Coaches	CFP
Preseason	NR	NR	-
Sept. 3	RV	NR	-
Sept. 8	NR	NR	-
Sept. 15	NR	NR	-
Sept. 22	RV	RV	-
Sept. 29			
Oct. 6			
Oct. 13			
Oct. 20			
Oct. 27			
Nov. 3			
Nov. 10			
Nov. 17			
Nov. 24			
Dec. 1			
Final			



RAZORBACK SCORIGAMI

Scorigami, a concept thought up by Jon Bois, is the art of building final scores that have never happened before.

Razorback Scorigami tracks every Arkansas winning score that has ever happened since the program defeated Fort Smith HS, 42-0, in its first recorded game under head coach John C. Futrall in 1894. For the full Razorback Scorigami chart, visit bit.ly/RazorbackScorigami.

RAZORBACK NOTEBOOK

ANDREW ARMSTRONG • R-SR. • WR

Biletnikoff Award Watch List
Reese's Senior Bowl Watch List
Fourth-Team Preseason All-SEC (Phil Steele)
Honorable Mention Preseason All-SEC (CFN)

CAMERON BALL • R-JR. • DL

Reese's Senior Bowl Watch List

JOSHUA BRAUN • R-SR. • OL

Reese's Senior Bowl Watch List
Third-Team Preseason All-SEC (Phil Steele)

JAYLON BRAXTON • FR. • DB

Second-Team Preseason All-SEC (CFN)

FERNANDO CARMONA • R-JR. • OL

Reese's Senior Bowl Watch List
Honorable Mention Preseason All-SEC (CFN)
SEC Offensive Lineman of the Week (Week 1)

HUDSON CLARK • *R-SR. • DB

William V. Campbell Trophy Nominee

TY'KIEAST CRAWFORD • *SR. • OL

Reese's Senior Bowl Watch List

TAYLEN GREEN • R-JR. • QB

Earl Campbell Tyler Rose Award Watch List
Reese's Senior Bowl Watch List
Earl Campbell Tyler Rose Award Player of the Week
Honorable Mention (Week 1)

ERIC GREGORY • *R-SR. • OL

Reese's Senior Bowl Watch List

LUKE HASZ • FR. • TE

Comeback Player of the Year Award Watch List
John Mackey Award Watch List

JA'QUINDEN JACKSON • R-SR. • RB

Reese's Senior Bowl Watch List
Honorable Mention Preseason All-SEC (CFN)

LANDON JACKSON • JR. • DL

Bronko Nagurski Trophy Watch List
Chuck Bednarik Award Watch List
Lombardi Award Watch List
Reese's Senior Bowl Watch List
Second-Team Preseason All-American (Walter Camp)
First-Team Preseason All-SEC (Coaches)
Second-Team Preseason All-SEC (Media, Phil Steele)
Third-Team Preseason All-SEC (CFN)
Earl Campbell Tyler Rose Award Player of the Week
Honorable Mention (Week 1)

ANTON JUNCAJ • *SR. • DL

National Preseason Newcomer of the Year (CFN)
National Preseason Transfer of the Year (CFN)
Preseason SEC Defensive Newcomer of the Year (CFN)
Preseason SEC Defensive Transfer of the Year (CFN)
Honorable Mention Preseason All-SEC (CFN)

TJ METCALF • SO. • DB

SEC Defensive Player of the Week (Week 4)

KYLE RAMSEY • R-SR. • K

Reese's Senior Bowl Watch List

BRAYLEN RUSSELL • FR. • RB

Shaun Alexander Award Watch List

ISAIAH SATEGNA • JR. • WR

Second-Team Preseason All-SEC (CFN, Phil Steele)

DONEIKO SLAUGHTER • *SR. • DB

Reese's Senior Bowl Watch List

XAVIAN SOREY JR. • R-JR. • LB

Reese's Senior Bowl Watch List


ISAAC TESLAA • SR. • WR

Reese's Senior Bowl Watch List



EXTRA! EXTRA! READ ALL ABOUT IT!

- Media and fans are encouraged to follow [@RazorbackComms](https://twitter.com/RazorbackComms), the official Twitter account of Razorback Communications. The account is operated by members of the school's communications staff.
- In-game stats, notes and other information will be shared in addition to a traditional postgame notes package, which is disseminated via email and archived at ArkansasRazorbacks.com.



GAME 5: TEXAS A&M

MISCELLANEOUS OFFENSE STATS

GAMES WITH A RECEPTION

Player	2020	2021	2022	2023	2024	Career
Jordan Anthony	--	--	0	1	1	2
Andrew Armstrong	0	7	11	12	3	33
Devin Bale	0	0	1	--	0	1
Tyrone Broden	4	9	12	8	2	35
Khafre Brown	9	1	4	10	1	25
Shamar Easter	--	--	--	--	1	1
Davion Dozier	--	--	--	1	1	2
Rashod Dubinion	--	--	7	7	1	15
Var'keyes Gumms	--	0	13	3	0	16
Monte Harrison	--	--	--	--	1	1
Luke Hasz	--	--	--	5	3	8
Rodney Hill	--	--	0	4	3	7
Ja'Quinden Jackson	0	0	1	6	3	10
Krosse Johnson	--	--	--	--	1	1
Andreas Paaske	--	--	7	3	0	10
Braylen Russell	--	--	--	--	1	1
Isaiah Sategna	--	--	2	9	4	15
Bryce Stephens	--	1	6	0	0	7
Isaac TeSlaa	3	11	11	12	2	39
Ty Washington	--	--	1	4	1	7

5+ RECEPTIONS

Player	2020	2021	2022	2023	2024	Career
Andrew Armstrong	0	0	7	4	3	14
Tyrone Broden	0	3	1	0	0	4
Khafre Brown	0	0	0	1	0	1
Rashod Dubinion	--	--	0	1	0	1
Var'keyes Gumms	--	0	1	0	0	1
Luke Hasz	--	--	--	1	0	1
Isaac TeSlaa	0	4	10	0	0	14
Ty Washington	--	--	0	1	0	1

20+ YARD RECEPTION

Player	2020	2021	2022	2023	2024	Career
Jordan Anthony	--	--	0	0	1	1
Andrew Armstrong	--	4	8	11	4	27
Tyrone Broden	2	5	9	0	0	16
Khafre Brown	5	1	1	6	1	14
Rashod Dubinion	--	--	1	1	0	2
Var'keyes Gumms	--	0	4	1	0	5
Luke Hasz	--	--	--	4	2	6
Rodney Hill	--	--	11	2	0	2
Andreas Paaske	--	--	3	1	0	4
Isaiah Sategna	--	--	0	2	4	6
Bryce Stephens	--	--	1	0	0	1
Isaac TeSlaa	1	5	10	4	2	22
Ty Washington	--	--	0	3	1	4

40+ YARD RECEPTION

Player	2020	2021	2022	2023	2024	Career
Andrew Armstrong	--	4	8	3	0	15
Tyrone Broden	0	4	2	0	0	6
Khafre Brown	2	1	0	2	0	5
Var'keyes Gumms	--	0	2	0	0	2
Luke Hasz	--	--	--	1	1	2
Rodney Hill	--	--	0	1	0	1
Isaiah Sategna	--	--	0	0	1	1
Bryce Stephens	--	--	1	0	0	1
Isaac TeSlaa	1	3	8	0	0	12

100 YARDS RECEIVING

Player	2020	2021	2022	2023	2024	Career
Andrew Armstrong	0	0	6	1	2	9
Tyrone Broden	0	2	0	0	0	2
Luke Hasz	--	--	--	1	0	1
Isaac TeSlaa	0	2	7	0	0	9

GAMES WITH MULTIPLE RECEIVING TDS

Player	2020	2021	2022	2023	2024	Career
Andrew Armstrong	0	1	4	1	0	6
Tyrone Broden	0	2	1	0	0	3
Luke Hasz	--	--	--	1	0	1
Isaac TeSlaa	0	1	5	0	0	6
Ty Washington	--	--	0	1	0	1

GAMES WITH A RECEIVING TD

Player	2020	2021	2022	2023	2024	Career
Andrew Armstrong	0	2	7	4	0	13
Tyrone Broden	0	3	6	3	1	13
Khafre Brown	2	1	0	5	0	8
Davion Dozier	--	--	--	1	0	1
Rashod Dubinion	--	--	1	1	0	2
Var'keyes Gumms	--	0	5	0	0	5
Luke Hasz	--	--	--	2	1	3
Andreas Paaske	--	--	2	0	0	2
Isaiah Sategna	--	--	--	2	1	3
Bryce Stephens	--	--	1	0	0	1
Isaac TeSlaa	0	5	7	2	0	14
Ty Washington	--	--	1	1	1	3

300 YARDS PASSING

Player	2020	2021	2022	2023	2024	Career
Taylen Green	--	--	1	0	1	2

400 YARDS PASSING

Player	2020	2021	2022	2023	2024	Career
Taylen Green	--	--	0	0	1	1

10+ YARD RUNS

Player	2020	2021	2022	2023	2024	Career
Rashod Dubinion	--	--	13	6	0	19
Taylen Green	--	--	11	11	15	37
Rodney Hill	--	--	3	3	2	8
Ja'Quinden Jackson	--	1	8	9	18	36
Tyrell Reed Jr.	--	--	--	--	1	1
Braylen Russell	--	--	--	--	2	2
Isaiah Sategna	--	--	--	1	0	1
Matthew Shipley	0	0	1	1	--	2
Bryce Stephens	--	--	1	0	0	1

20+ YARD RUNS

Player	2020	2021	2022	2023	2024	Career
Rashod Dubinion	--	--	1	0	0	1
Taylen Green	--	--	4	3	5	12
Ja'Quinden Jackson	--	0	5	4	4	13
Isaiah Sategna	--	--	--	1	0	1
Bryce Stephens	--	--	1	0	0	1

100 YARDS RUSHING

Player	2020	2021	2022	2023	2024	Career
Rashod Dubinion	--	--	1	0	0	1
Taylen Green	--	--	3	0	0	3
Ja'Quinden Jackson	--	0	2	3	3	8

GAMES WITH A RUSHING TD

Player	2020	2021	2022	2023	2024	Career
Rashod Dubinion	--	--	3	1	0	4
Taylen Green	--	--	7	7	2	16
Rodney Hill	--	--	1	1	1	3
Ja'Quinden Jackson	--	1	6	3	4	14
Tyrell Reed Jr.	--	--	--	--	1	1
Braylen Russell	--	--	--	--	1	1
Malachi Singleton	--	--	--	--	1	1

GAMES WITH MULTIPLE RUSHING TDS

Player	2020	2021	2022	2023	2024	Career
Rashod Dubinion	--	--	2	0	0	2
Taylen Green	--	--	3	2	2	7
Ja'Quinden Jackson	--	0	2	1	3	6

MISC. OFFENSE STATS

CAREER 100-YARD RUSHING GAMES

Ja'Quinden Jackson • R-Sr. • RB (8)

149 - Oklahoma State, 2024
147 - UAB, 2024
129 - Baylor, 2023
117 - USC, 2023
117 - Colorado, 2022
111 - Arizona State, 2023
105 - USC, 2022
101 - UAPB, 2024

Taylen Green • R-Jr. • RB (3)

121 - North Texas, 2022
105 - San Diego State, 2022
102 - Oregon State, 2022

Rashod Dubinion • So. • RB (1)

112 - Kansas, 2022

CAREER 100-YARD RECEIVING GAMES

Isaac TeSlaa • R-Sr. • WR (9)

193 - Findlay, 2021
189 - Walsh, 2022
177 - Missouri A&T, 2022
166 - Indianapolis, 2021
157 - Lake Erie, 2022
148 - Ohio Dominican, 2022
146 - Michigan Tech, 2022
116 - Ashland, 2022
107 - Findlay, 2022

Andrew Armstrong • R-Sr. • WR (8)

164 - Oklahoma State, 2024
153 - Southeastern La., 2022
137 - UAB, 2024
134 - Lincoln (CA), 2022
119 - North American, 2022
113 - McNeese, 2022
104 - Sam Houston, 2022
103 - Florida, 2023
102 - HCU, 2022

Tyrone Broden • R-Sr. • WR (2)

111 - Akron, 2021
110 - Buffalo, 2021

Luke Hasz • Fr. • TE (1)

116 - LSU, 2023

CAREER 300-YARD PASSING GAMES

Taylen Green • R-Jr. • QB (2)

416 - Oklahoma State, 2024
305 - Colorado State, 2022

MISC. DEFENSE STATS

DOUBLE-DIGIT TACKLES

Player	2020	2021	2022	2023	2024	Career
Hudson Clark	1	0	1	0	0	2
Stephen Dix Jr.	0	0	--	1	1	2
Landon Jackson	--	0	0	1	0	1
Jayden Johnson	--	0	0	1	1	2
TJ Metcalf	--	--	--	0	1	1
Xavian Sorey Jr.	--	0	0	0	1	1
Anthony Switzer	0	0	--	3	0	3
Larry Worth	--	--	0	1	0	1

TEAM LEADER IN TACKLES (Ties included)

Player	2020	2021	2022	2023	2024	Career
Hudson Clark	1	0	1	1	0	3
Nico Davillier	--	--	0	0	1	1
Stephen Dix Jr.	0	0	--	0	1	1
Landon Jackson	--	0	0	1	0	1
Jayden Johnson	--	0	0	2	0	2
Xavian Sorey Jr.	--	0	0	0	1	1

GAMES WITH A SACK (Half sacks included)

Player	2020	2021	2022	2023	2024	Career
Cam Ball	--	--	1	1	0	2
Hudson Clark	0	0	0	1	0	1
Nico Davillier	--	--	0	1	1	2
Stephen Dix Jr.	0	0	--	2	1	3
Eric Gregory	3	1	2	1	1	8
Landon Jackson	--	0	4	4	0	8
Jayden Johnson	--	0	2	0	0	2
Anton Juncaj	-(3)	-	5	10	0	18
Keivie Rose	1	1	2	3	0	7
J. Singletary	--	--	--	1	0	1
Doneiko Slaughter	1	1	0	1	1	4
Bradley Shaw	--	--	--	--	1	1
Xavian Sorey Jr.	--	0	0	1	1	2
Brad Spence	--	--	--	0	1	1
Anthony Switzer	0	0	--	3	0	3
Larry Worth	--	--	0	3	0	3

MULTIPLE SACKS (1.5 sacks or more)

Player	2020	2021	2022	2023	2024	Career
Landon Jackson	--	0	0	1	1	2
Anton Juncaj	-(2)	--	1	3	3	6

ARKANSAS 20+ YARD PLAYS

Yards	Type	Player(s)	Opponent
58	PASS	Taylen Green to Isaiah Sategna	AUB
53	PR	Isaiah Sategna	UAPB
*46	RUN	Ja'Quinden Jackson	UAPB
*43	PASS	Taylen Green to Luke Hasz	OSU
*36	RUN	Taylen Green	UAPB
35	PASS	Taylen Green to Andrew Armstrong	OSU
34	PASS	Taylen Green to Isaiah Sategna	UAPB
33	PASS	Taylen Green to Andrew Armstrong	OSU
32	PASS	Taylen Green to Isaac TeSlaa	OSU
32	RUN	Taylen Green	UAPB
31	RUN	Taylen Green	OSU
31	PASS	Taylen Green to Isaiah Sategna	OSU
30	KR	Isaiah Sategna	UAPB
29	PASS	Taylen Green to Andrew Armstrong	UAB
29	PASS	Taylen Green to Andrew Armstrong	UAB
28	RUN	Ja'Quinden Jackson	UAB
28	PASS	Taylen Green to Isaiah Sategna	OSU
28	PASS	Malachi Singleton to Isaac TeSlaa	UAPB
26	RUN	Ja'Quinden Jackson	OSU
25	PASS	Malachi Singleton to Khafre Brown	UAPB
24	PASS	Taylen Green to Jordan Anthony	UAPB
23	INT	TJ Metcalf	UAB
23	RUN	Ja'Quinden Jackson	UAB
23	RUN	Taylen Green	OSU
*23	PASS	Taylen Green to Ty Washington	UAPB
22	RUN	Taylen Green	AUB
21	INT	TJ Metcalf	AUB
20	KR	Monte Harrison	UAB
20	PASS	Taylen Green to Luke Hasz	UAPB

* touchdown scored on play

HEAD COACH SAM PITTMAN

- **First Arkansas head coach since Houston Nutt (1998-2000) to lead the Razorbacks to 2-0 starts in three consecutive seasons (2021-23).**
- **Led Arkansas to eight regular-season wins in 2021, the team's most victories in a regular season since the 2011 campaign.**
- **First Arkansas head coach to lead the Razorbacks to a win in Gainesville.**

Sam Pittman enters his fifth season as the head coach of the Arkansas Razorbacks after restoring the pride in the program beginning in his first season in 2020. His fifth season leading the program puts him in elite company among Arkansas head coaches with only six coaches serving in the role longer over the program's 130 seasons.

After inheriting a program that had won eight total games and just one Southeastern Conference game in the previous three seasons, Pittman's Razorbacks have won 23 games in his four seasons at the helm. Pittman has navigated the Hogs through the pandemic-shortened 2020 season that featured 10 SEC games and led the program to consecutive winning seasons and back-to-back bowl victories in 2021 and 2022.

Pittman is among an elite group of Arkansas coaches, including Lou Holtz, Ken Hatfield and Houston Nutt, to have led the Razorbacks to bowl eligibility in each of their first three seasons (2020-22) at the helm. In 2020, Pittman's Razorbacks were headed to the Texas Bowl before the game was canceled due to COVID-19 issues within TCU's program.

In 2021 under Pittman, the Hogs went 9-4 and won four trophies for the first time in school history, capturing the Southwest Classic (Texas A&M), the Battle of the Golden Boot (LSU), the Battle Line Rivalry (Missouri) and the Outback Bowl (Penn State). Arkansas capped the campaign with a win over Penn State in the Outback Bowl, the program's first bowl win since a Liberty Bowl victory in 2016 as well as the program's first January bowl win since 2012.

The 2022 season ended in Memphis, Tenn., with a thrilling triple overtime 55-53 win over Kansas in the Liberty Bowl to clinch Pittman's second bowl game victory and give the Razorbacks seven wins. The Liberty Bowl victory was emblematic of the Razorbacks' entire season, which saw numerous key players miss time with injuries.

The Oklahoma native has coached at seven different Power 5 schools during his 33 years of collegiate coaching, including Oklahoma, Missouri, Kansas, North Carolina and Tennessee. Widely regarded as one of the nation's best offensive line coaches, Pittman has coached 34 players that have been selected in the NFL Draft during his career, including first-rounders Treyton Burks (18th in 2022), Andrew Thomas (4th in 2020), Isaiah Wilson (29th in 2020), Frank Ragnow (20th in 2018), Isaiah Wynn (23rd overall in 2018), Ja'Wuan James (19th overall in 2014) and Jonathan Cooper (7th overall in 2013). Overall, Pittman has coached seven offensive linemen that were selected in the first round of the NFL Draft.

An original member of Bret Bielema's staff at Arkansas in 2013, Pittman helped build the Razorbacks' offensive line into one of the best in the league. He quickly made an impact, helping Travis Swanson earn first-team All-America honors and finish as a Rimington Trophy finalist in 2013. His first two offensive lines at Arkansas led the SEC in sacks allowed per game, and his offensive line in 2014 paved the way for two 1,000-yard rushers in Jonathan Williams and Alex Collins. That offensive line also averaged 328.4 pounds per player as the largest offensive line in both the FBS and NFL that season.

Pittman's coaching career began in 1987 at Princeton High School. He coached at Hutchinson Community College for three seasons, including the final two as the head coach, before getting his first FBS coaching opportunity at Northern Illinois in 1994. He later returned to NIU to help the Huskies to a pair of division championships and two bowl games. Pittman got his first experience in the SEC in 2012 when he joined the coaching staff at Tennessee.

Pittman played defensive end at Pittsburg State, where he was a first-team NAIA All-American and twice earned all-conference recognition. He graduated with a bachelor's degree in 1986 and was inducted into the PSU Athletics Hall of Fame in 1998. He and his wife Jamie reside in Fayetteville. *Pittman's full bio can be found on ArkansasRazorbacks.com*



COACHING HISTORY

2020-pres.	Arkansas Head Coach
2019	Georgia Associate Head Coach/OL
2016-18	Georgia Offensive Line
2013-15	Arkansas Asst. HC/OL/Recruiting Coord.
2012	Tennessee Offensive Line
2011	North Carolina Associate Head Coach/OL
2007-10	North Carolina Offensive Line
2004-06	Northern Illinois Assistant Head Coach/OL
2003	Northern Illinois Offensive Line
2001	Kansas Offensive Line
2000	Missouri Offensive Line
1999	Western Michigan Assistant Coach
1997-98	Oklahoma Offensive Line
1996	Cincinnati Offensive Tackles/Tight Ends
1994-95	Northern Illinois Offensive Line
1992-93	Hutchinson (Kan.) CC Head Coach
1991	Hutchinson (Kan.) CC Offensive Line
1989-90	Trenton (Mo.) HS Head Coach
1987-88	Princeton (Mo.) HS Head Coach

GAME 5: TEXAS A&M

GAME-BY-GAME BREAKDOWN

GAME	FINAL	SCORE BY QUARTER					FIRST DOWNS				RUSHING			PASSING			OFFENSE		PUNTING	FUMBLES	PENALTY	THIRD	TOTAL
	SCORE	1	2	3	4	OT	RU	PA	PN	TOT	ATT	YDS	TD	C-A-I	YDS	TD	ATT	YDS	NO-NET	AVG	NO-LOST	NO-YDS	DOWNS
UAPB	0	0	0	0	0		3	6	1	10	23	7	0	11-23-0	123	0	46	130	9-292-32.4	0-0	5-35	1/10	22:45
Arkansas	70	28	21	7	14		12	22	0	34	33	279	8	28-37-0	408	2	70	687	0-0-0.0	2-0	6-48	9/9	27:15
Oklahoma St.	39	0	7	6	18	8	2	15	4	21	26	59	2	27-48-1	326	1	74	385	5-208-41.6	0-0	6-60	5/16	23:46
Arkansas	31	14	7	0	10	0	15	18	0	33	47	232	3	26-46-1	416	1	93	648	3-137-45.7	4-2	7-71	11/19	36:14
UAB	27	10	10	0	7		5	14	3	22	35	119	0	23-32-1	235	3	67	354	3-117-39.0	1-0	10-109	5/15	32:39
Arkansas	37	3	17	7	10		18	6	5	29	38	266	4	11-26-1	161	0	64	427	0-0-0.0	1-0	6-65	7/12	27:21
Auburn	14	0	0	7	7		5	12	0	17	26	146	0	20-35-4	285	2	61	431	3-132-44.0	1-1	5-45	5/11	23:24
Arkansas	24	0	7	7	10		14	5	2	21	55	183	2	12-28-2	151	1	83	334	3-149-49.7	1-0	4-20	9/19	36:36
Texas A&M																							
Arkansas																							
Tennessee																							
Arkansas																							
LSU																							
Arkansas																							
Miss. State																							
Arkansas																							
Ole Miss																							
Arkansas																							
Texas																							
Arkansas																							
LA Tech																							
Arkansas																							
Missouri																							
Arkansas																							

AP POLL

As of Sept. 22, 2024

Rank	Team	Record	Points	Previous
1	Texas (44)	4-0	1,527	2
2	Georgia (213)	3-0	1,482	1
3	Ohio State (5)	3-0	1,432	3
4	Alabama	3-0	1,328	4
5	Tennessee	4-0	1,283	6
6	Ole Miss	4-0	1,269	5
7	Miami	4-0	1,139	8
8	Oregon	3-0	1,073	9
9	Penn State	3-0	1,051	10
10	Utah	4-0	1,037	12
11	Missouri	4-0	1,009	7
12	Michigan	3-1	805	18
13	USC	2-1	690	15
14	LSU	3-1	637	16
15	Louisville	3-0	553	19
16	Notre Dame	3-1	546	17
17	Clemson	2-1	540	21
18	Iowa State	3-0	530	20
19	Illinois	4-0	458	24
20	Oklahoma State	3-1	388	14
21	Oklahoma	3-1	375	15
22	BYU	4-0	327	22
23	Kansas State	3-1	168	13
24	Texas A&M	3-1	77	25
25	Boise State	2-1	69	NR

Others receiving votes: Washington St. 67, Indiana 63, Boston College 55, UNLV 53, Pittsburgh 37, Nebraska 25, Iowa 24, James Madison 11, South Carolina 7, Liberty 4, **Arkansas 3**, UCF 3, Arizona 2, SMU 2, Navy 1.

USA TODAY COACHES POLL

As of Sept. 22, 2024

Rank	Team	Record	Points	Previous
1	Georgia (35)	3-0	1,350	1
2	Texas (18)	4-0	1,324	2
3	Ohio State (2)	4-0	1,279	3
4	Alabama	3-0	1,185	4
5	Ole Miss	4-0	1,145	5
6	Tennessee	4-0	1,094	7
7	Oregon	3-0	1,016	6
8	Penn State	3-0	967	8
9	Miami	4-0	912	11
10	Utah	4-0	904	10
11	Missouri	4-0	887	8
12	Michigan	3-1	692	17
13	LSU	3-1	632	16
14	Notre Dame	3-1	553	18
15	Clemson	2-1	542	19
16	USC	2-1	520	12
17	Louisville	3-0	509	20
18	Oklahoma	3-1	404	13
19	Iowa State	3-0	386	21
20	Oklahoma State	3-1	326	15
21	Illinois	4-0	307	NR
22	BYU	4-0	167	NR
23	UNLV	3-0	124	25
24	Texas A&M	3-1	119	24
25	Kansas State	3-1	116	14

Others receiving votes: Washington State 94; Indiana 67; Pittsburgh 50; Boise State 42; UCF 35; Iowa 34; Arizona 16; Boston College 15; Duke 14; James Madison 13; Nebraska 7; Washington 6; Rutgers 5; Colorado 5; SMU 4; South Carolina 2; Navy 2; Liberty 2; **Arkansas 2**.

GAME-BY-GAME LEADERS

Opponent	Rushes	Rush Yards	Catches	Receiving Yards	Tackles	Tackles For Loss	Sacks
UAPB	8, Ja'Quinden Jackson	101, Ja'Quinden Jackson	3, Four Tied	53, Isaac TeSlaa	5, Nico Davillier	1.5, Two Tied	1.0, Two Tied
at Oklahoma St.	24, Ja'Quinden Jackson	149, Ja'Quinden Jackson	10, Andrew Armstrong	164, Andrew Armstrong	13, Xavier Sorey Jr.	2.0, Xavier Sorey Jr.	0.0, N/A
UAB	17, Taylen Green	147, Ja'Quinden Jackson	8, Andrew Armstrong	137, Andrew Armstrong	10, Two Tied	1.0, Two Tied	1.0, Brad Spence
at Auburn	24, Ja'Quinden Jackson	80, Taylen Green	5, Andrew Armstrong	85, Isaiah Sategna	7, Doneiko Slaughter	2.0 Doneiko Slaughter	1.0, Two Tied

vs. Texas A&M

Tennessee

LSU

at Mississippi State

Ole Miss

Texas

LA Tech

at Missouri

DEPTH CHART

OFFENSE

WR-X	2	Andrew Armstrong	*R-Sr. // 6-4 // 202
	82	Monte Harrison	Fr. // 6-3 // 230
WR-W	6	Isaiah Sategna	R-So. // 5-11 // 185
	4	Isaac TeSlaa	*Sr. // 6-4 // 217
	89	Khafre Brown	*R-Sr. // 6-0 // 203
LT	55	Fernando Carmona Jr.	R-Jr. // 6-5 // 322
	76	E'Marion Harris	R-So. // 6-7 // 300
LG	76	E'Marion Harris	R-So. // 6-7 // 300
	73	Brooks Edmonson	R-So. // 6-4 // 313
C	63	Addison Nichols	R-So. // 6-5 // 329
	56	Amaury Wiggins	R-Jr. // 6-3 // 306
RG	72	Joshua Braun	R-Sr. // 6-6 // 338
	53	Ty'Kieast Crawford	*Sr. // 6-5 // 324
RT	54	Keyshawn Blackstock	R-Jr. // 6-5 // 319
	78	Joe More	*R-Sr. // 6-5 // 311
QB	10	Taylen Green	R-Jr. // 6-6 // 230
	3	Malachi Singleton	R-Fr. // 6-1 // 225
	15	KJ Jackson	Fr. // 6-4 // 219
	16	Blake Boda	R-Fr. // 6-4 // 216
RB	22	Ja'Quinden Jackson	R-Sr. // 6-2 // 233
	20	Rodney Hill	R-So. // 5-10 // 186
	0	Braylen Russell	Fr. // 6-1 // 253
	7	Rashod Dubinion	Jr. // 5-10 // 201
	29	Tyrell Reed	So. // 5-10 // 211
TE	9	Luke Hasz	So. // 6-3 // 241
	8	Ty Washington	R-So. // 6-4 // 249
	30	Var'keyes Gumms	R-Jr. // 6-3 // 245
	81	Andreas Paaske	Sr. // 6-6 // 265
WR-Z	5	Tyrone Broden	*R-Sr. // 6-7 // 200
	11	Jordan Anthony	R-So. // 5-10 // 162
-OR-	17	CJ Brown	Fr. // 6-1 // 193
	88	Davion Dozier	R-Fr. // 6-4 // 204

DEFENSE

DE	40	Landon Jackson	Sr. // 6-7 // 280
	97	Quincy Rhodes Jr.	So. // 6-6 // 280
DT	5	Cam Ball	R-Jr. // 6-5 // 324
	93	Keivie Rose	*R-Sr. // 6-3 // 314
	98	Danny Saili	Jr. // 6-3 // 375
DT	50	Eric Gregory	*R-Sr. // 6-4 // 320
	95	Ian Geffrard	R-Fr. // 6-5 // 388
DE	0	Nico Davillier	Jr. // 6-4 // 271
-OR-	4	Anton Juncaj	*Sr. // 6-3 // 272
LB	22	Brad Spence	So. // 6-2 // 238
-OR-	14	Stephen Dix Jr.	R-Sr. // 6-1 // 234
	20	Alex Sanford	So. // 6-1 // 225
LB	10	Xavian Sorey Jr.	R-Jr. // 6-3 // 225
	25	Anthony Switzer	*R-Sr. // 6-0 // 220
-OR-	7	Bradley Shaw	Fr. // 6-1 // 235
CB	13	Marquise Robinson	Sr. // 6-1 // 192
-OR-	15	Jaheim Singletary	R-So. // 6-2 // 187
-OR-	1	Kee'yon Stewart	*R-Sr. // 6-0 // 184
S	18	TJ Metcalf	So. // 6-1 // 200
	17	Hudson Clark	*R-Sr. // 6-2 // 191
	27	Akhari Johnson	Fr. // 5-11 // 186
S	8	Jayden Johnson	Sr. // 6-2 // 205
	30	Larry Worth III	Jr. // 6-4 // 224
CB	11	Jaylon Braxton	So. // 6-0 // 190
	2	Selman Bridges	Fr. // 6-2 // 175
NB	3	Doneiko Slaughter	*Sr. // 6-0 // 190
	24	Tevis Metcalf	Fr. // 5-10 // 192

SPECIAL TEAMS

K	39	Kyle Ramsey	*R-Sr. // 6-2 // 198	H	37	Devin Bale	R-Jr. // 6-3 // 204
	36	Matthew Shipley	*Sr. // 6-1 // 198		95	Sam Dubwig	Fr. // 6-3 // 231
P	37	Devin Bale	R-Jr. // 6-3 // 204	KR	6	Isaiah Sategna	R-So. // 5-11 // 185
	95	Sam Dubwig	Fr. // 6-3 // 231		20	Rodney Hill	R-So. // 5-10 // 186
KO	37	Devin Bale	R-Jr. // 6-3 // 204	PR	6	Isaiah Sategna	R-So. // 5-11 // 185
LS	30	Ashton Ngo	R-Jr. // 5-11 // 237		14	Bryce Stephens	R-Jr. // 6-0 // 189
	45	Max Schmidly	R-Fr. // 6-3 // 211				

GAME 5: TEXAS A&M

GAME-BY-GAME OFFENSIVE STARTERS

Opponent	LT	LG	C	RG	RT	TE	TE/WR/RB	QB	RB	WR	WR
UAPB	Carmona	Harris	Nichols	Braun	Blackstock	Hasz	TeSlaa	Green	J. Jackson	Sategna	Broden
at Oklahoma State	Carmona	Harris	Nichols	Braun	Blackstock	Hasz	Armstrong	Green	J. Jackson	Sategna	Broden
UAB	Carmona	Harris	Nichols	Braun	Blackstock	Hasz	Armstrong	Green	J. Jackson	Sategna	Broden
at Auburn	Carmona	Harris	Nichols	Braun	Blackstock	Hasz	Armstrong	Green	J. Jackson	Sategna	Broden
vs. Texas											
Tennessee											
LSU											
at Mississippi State											
Ole Miss											
Texas											
Louisiana Tech											
at Missouri											

GAME-BY-GAME DEFENSIVE STARTERS

Opponent	DE	DT	DT	DE	LB	LB	CB	S	S	CB	NB	DIME
UAPB	L. Jackson	Ball	Gregory	Davillier	Sorey Jr.	Spence	Robinson	TJ Metcalf	J. Johnson	Braxton	Slaughter	--
at Oklahoma State	L. Jackson	Ball	Gregory	Davillier	Sorey Jr.	Spence	Singletary	TJ Metcalf	J. Johnson	Braxton	Slaughter	--
UAB	L. Jackson	Ball	Gregory	Davillier	Sorey Jr.	Spence	Singletary	TJ Metcalf	J. Johnson	Robinson	Slaughter	--
at Auburn	L. Jackson	Ball	Gregory	Davillier	Sorey Jr.	Dix Jr.	Singletary	TJ Metcalf	J. Johnson	Robinson	Slaughter	--
vs. Texas A&M												
Tennessee												
LSU												
at Mississippi State												
Ole Miss												
Texas												
Louisiana Tech												
at Missouri												

CAREER STARTS

OFFENSE	2024	2023	2022	2021	2020	2019	TOT	CONS	DEFENSE	2024	2023	2022	2021	2020	2019	TOT	CONS
Isaac TeSlaa, WR, *Sr.	1	12	11	11	2	-	37	-	Eric Gregory, DL, *R-Sr.	4	12	10	3	7	-	36	16
Joe More, OL, *R-Sr.	-	0	11	11	4	10	36	-	Keivie Rose, DL, *R-Sr.	-	2	12	12	8	0 (1)	34	-
Tyrone Broden, WR, *R-Sr.	4	4	7	9	5	0	29	4	Hudson Clark, DB, *R-Sr.	-	10	10	4	7	-	31	-
Andrew Armstrong, WR, *R-Sr.	3	12	10	3	-	-	28	3	Anton Juncaj, DL, *Sr.	-	15	7	-	-	7	29	-
Fernando Carmona, OL, R-Jr.	4	12	12	0	-	-	28	28	Anthony Switzer, DB, *R-Sr.	-	12	-	7	6	2	27	-
Taylen Green, QB, R-Jr.	4	12	10	0	-	-	26	4	Jayden Johnson, DB, Sr.	4	12	7	3	-	-	26	18
Joshua Braun, OL, R-Sr.	4	12	0	7	0	-	23	16	Marquise Robinson, DB, Sr.	3	12	9	-	-	-	24	2
Ja'Quinden Jackson, RB, R-Sr.	4	11	0	0	-	-	15	4	Landon Jackson, DL, Sr.	4	12	7	0	-	-	23	17
Khafre Brown, WR, *R-Sr.	-	6	4	0	2	0	12	-	Doneiko Slaughter, DB, *Sr.	4	7	7	0	1	-	19	4
Ty'Kieast Crawford, OL, *Sr.	-	4	2	0	3	-	9	-	Stephen Dix, LB, R-Sr.	1	7	-	0	5	0	13	1
Patrick Kutas, OL, Jr.	-	9	0	-	-	-	9	-	Cam Ball, DL, R-Jr.	4	6	1	-	-	-	11	8
Luke Hasz, TE, So.	4	5	-	-	-	-	9	4	Miguel Mitchell, DB, Jr.	-	8	1	-	-	-	9	-
Isaiah Sategna, WR, R-So.	4	1	-	-	-	-	5	4	Jaylon Braxton, DB, So.	2	6	-	-	-	-	8	-
Keyshawn Blackstock, OL, R-Jr.	4	0	0	-	-	-	4	4	Jaheim Singletary, DB, R-So.	3	4	0	-	-	-	7	3
E'Marion Harris, OL, R-So.	4	0	-	-	-	-	4	4	Xavian Sorey Jr., LB, R-Jr.	4	2	0	0	-	-	6	4
Addison Nichols, OL, R-So.	4	0	-	-	-	-	4	4	Larry Worth, LB, Jr.	-	5	0	-	-	-	5	-
Rashod Dubinion, RB, Jr.	-	2	1	-	-	-	3	-	Kee'yon Stewart, DB, *R-Sr.	-	2	0	1	1	0	4	-
Andreas Paaske, TE, Sr.	-	3	0	-	-	-	3	-	Brad Spence, LB, So.	3	1	-	-	-	-	4	-
Ty Washington, TE, R-So.	-	3	-	-	-	-	3	-	Nico Davillier, DL, Jr.	4	0	0	-	-	-	4	4
									TJ Metcalf, DB, So.	4	0	-	-	-	-	4	4

GAME 5: TEXAS A&M

EXPERIENCE ANALYSIS

The chart to the right shows Arkansas' offensive and defensive starting lineups since 2008 with numbers representing total starts by classes and percentages of total starts for the entire season.

Season	G	SR	JR	SO	FR	UpperCI%
2024	4 (3-1)	36 (40.9%)	24 (27.3%)	28 (31.8%)	0 (0.0%)	60 (68.2%)
2023	12 (4-8)	134 (50.8%)	67 (25.4%)	34 (12.9%)	29 (11.0%)	201 (76.1%)
2022	13 (7-6)	122 (42.7%)	117 (40.9%)	38 (13.3%)	9 (3.1%)	239 (83.6%)
2021	13 (9-4)	159 (55.6%)	58 (20.3%)	66 (23.1%)	3 (0.1%)	217 (75.9%)
2020	10 (3-7)	70 (31.8%)	50 (22.7%)	45 (20.5%)	55 (25.0%)	120 (54.6%)
2019	12 (2-10)	77 (29.2%)	55 (20.8%)	73 (27.7%)	59 (22.4%)	132 (50.0%)
2018	12 (2-10)	103 (39.2%)	86 (32.7%)	44 (16.7%)	30 (11.4%)	189 (71.2%)
2017	12 (4-8)	66 (25.0%)	108 (40.1%)	65 (24.6%)	25 (9.5%)	174 (65.9%)
2016	13 (7-6)	114 (39.9%)	82 (28.7%)	70 (24.5%)	20 (6.9%)	196 (68.5%)
2015	13 (8-5)	67 (23.4%)	143 (50.0%)	58 (20.3%)	18 (6.3%)	210 (73.4%)
2014	13 (7-6)	92 (32.2%)	72 (25.2%)	89 (31.1%)	33 (11.5%)	164 (57.3%)
2013	12 (3-9)	107 (40.5%)	59 (22.3%)	57 (21.6%)	41 (15.5%)	166 (66.7%)
2012	12 (4-8)	99 (37.5%)	87 (33.0%)	31 (11.7%)	46 (17.4%)	186 (70.5%)
2011	13 (11-2)	110 (38.5%)	97 (33.9%)	65 (22.7%)	14 (4.9%)	207 (72.4%)
2010	13 (10-3)	102 (35.7%)	107 (37.4%)	44 (15.4%)	33 (11.5%)	209 (73.1%)
2009	13 (8-5)	74 (25.9%)	83 (29.0%)	115 (40.2%)	14 (4.9%)	157 (54.9%)
2008	12 (5-7)	58 (22.0%)	64 (24.2%)	65 (24.6%)	77 (29.2%)	112 (46.2%)

2024 GAME-BY-GAME OFFENSIVE LINE SNAPS

Player	Total	UAPB	OKST	UAB	AUB	TAMU	TENN	LSU	MSU	OM	TEX	LT	MIZ
E'Marion Harris	308	61	93	68	86								
Keyshawn Blackstock	296	49	93	68	86								
Fernando Carmona	296	49	93	68	86								
Josh Braun	296	49	93	68	86								
Addison Nichols	231	49	93	3	86								
Amaury Wiggins	87	22	--	65	--								
Josh Street	28	22	0	3	3								
Brooks Edmonson	22	22	0	0	0								
Joe More	22	22	0	0	0								
Ty'Kieast Crawford	10	10	--	--	--								

NEED TO KNOW INFO

Opponent	Captains	Length	Coin Toss	Kick/Receive	Helmet/Jersey/Pants	Attendance	1st Poss.	Opp. 1st Poss.	Result
UAPB	Davillier, Gregory, Harris, Sategna	3:06	ARK	REC	Cardinal/Cardinal/White	40,127	TD	PUNT	W, 70-0
at Oklahoma St.	Braun, Hasz, J. Johnson, Sorey	3:58	ARK	KICK	Cardinal/White/White	52,202	PUNT	DOWNNS	L, 39-31 20T
UAB	Bale, Metcalf, Singletary, TeSlaa	3:30	UAB	KICK	Cardinal/Cardinal/White	75,021	INT	FG	W, 37-27
at Auburn	Ball, Blackstock, Dix Jr., Street	3:28	AUB	REC	Cardinal/White/White	88,043	FGA	INT	W, 24-14
vs. Texas A&M									
Tennessee									
LSU									
at Miss. State									
Ole Miss									
Texas									
Louisiana Tech									
at Missouri									

THE LAST TIME ARKANSAS . . .

RUSHING

Had 500+ yards rushing	vs. South Carolina, 2007 (542)
Had 400+ yards rushing	at Texas Tech, 2014 (438)
Had 400+ yards rushing in consecutive games	at Texas Tech, 2014 (438)
	vs. Nicholls, 2014 (495)
Had 300+ yards rushing	vs. FIU, 2023 (323)
Had 300+ yards rushing in consecutive games	at Texas Tech, 2014 (438)
	vs. Nicholls, 2014 (495)
Had 300+ yards rushing in three consecutive games	at Alabama, 2007 (301)
	vs. Kentucky, 2007 (338)
	vs. North Texas, 2007 (446)
Had 300+ yards rushing in four consecutive games	vs. Troy, 2007 (350)
	at Alabama, 2007 (301)
	vs. Kentucky, 2007 (338)
	vs. North Texas, 2007 (446)
Had 250+ yards rushing	vs. UAB, 2024 (266)
Had 200+ yards rushing	at Oklahoma State, 2024 (232)
Had 200+ yards in consecutive games	at Oklahoma State, (232), vs. UAB (266) 2024
Had 70+ rushing attempts	at Kentucky, 2003 (71)
Had 60+ rushing attempts	at Texas Tech, 2014 (68)
Had 50+ rushing attempts	at Auburn, 2024 (55)
Had 7+ rushing TDs	vs. Arkansas-Pine Bluff, 2024 (8)
Had 6+ rushing TDs	vs. UT Martin, 2015 (6)
Had 6+ rushing TDs in consecutive games	vs. Nicholls, 2014 (6)
	at Texas Tech, 2014 (7)
Had 5+ rushing TDs	vs. Kansas, 2022 (5)
Had 5+ rushing TDs in consecutive games	vs. Nicholls, 2014 (6)
	at Texas Tech, 2014 (7)
Had 4+ rushing TDs	vs. Rice, 2021 (4) and vs. Texas, 2021 (4)
Had 4+ rushing TDs in consecutive games	vs. Rice, 2021 (4) and vs. Texas, 2021 (4)
Had 3+ rushing TDs	vs. Western Carolina, 2023 (3)
Had 3+ rushing TDs in consecutive games	at Oklahoma State 2024 (3), vs. Arkansas-Pine Bluff, 2024 (8)
Had 3+ rushing TDs in three straight games	vs. Arkansas Pine Bluff, 2024 (4)
	at Oklahoma State, 2024 (3)
	vs. UAB, 2024 (4)
Had 2+ players with 100 yards rushing	vs. Kansas, 2022 (Jefferson - 130, Dubinion - 112)
Had 3+ players with 100 yards rushing	vs. North Texas, 2007 (McFadden - 138, Jones - 132, Barnett - 105)

PASSING

Had 500+ yards passing	vs. Texas A&M, 2011 (510)
Had 400+ yards passing	at Oklahoma State, 2024 (416)
Had 300+ yards passing	at BYU, 2022 (367)
Had 200+ yards passing	at Florida, 2023 (255)
Had 50+ pass attempts	vs. San Jose State, 2019 (50)
Had 40+ pass attempts	at Oklahoma State, 2024 (45)
Had 30+ pass attempts	vs. Arkansas-Pine Bluff, 2024 (37)
Had 30+ pass completions	vs. Mississippi State, 2015 (30)
Had 25+ pass completions	at Oklahoma State, 2024 (26)
Had 20+ pass completions	at Florida, 2023 (20)
Had fewer than 10 pass completions	vs. Texas A&M, 2021 (9)
Had 7+ passing TDs	vs. Mississippi State, 2015 (7)
Had 6+ passing TDs	vs. Mississippi State, 2015 (7)
Had 5+ passing TDs	at BYU, 2022 (5)
Had 4+ passing TDs	vs. Western Carolina, 2023 (4)
Had 3+ passing TDs	vs. FIU, 2023 (3)
Had 5+ passes intercepted	vs. San Jose State, 2019 (5)
Had 4+ passes intercepted	vs. San Jose State, 2019 (5)
Had 3+ passes intercepted	vs. Georgia, 2020 (3)

RECEIVING

Had two players with 100 yards receiving	at Ole Miss, 2015 (Morgan - 122, Reed - 105)
Had 10+ different receivers catch a pass	vs. Arkansas-Pine Bluff, 2024 (14)
Had 9+ different receivers catch a pass	vs. BYU, 2023 (9)
Had 8+ different receivers catch a pass	at Oklahoma State, 2024 (8)
Had multiple players catch 7+ passes in a game	vs. Mississippi State, 2015 (2) (Morgan - 7 & Henry - 7)

COMBINATION OFFENSE

Had one 300-yard passer and one 100-yard rusher in a game	at Oklahoma State, 2024 (Taylen Green - 416 pass & Ja'Quinden Jackson - 149 rush)
Had one 300-yard passer and one 200-yard rusher in a game	at Mississippi State, 2016 (Allen - 303 pass & Williams III - 205 rush)
Had one 100-yard receiver and one 100-yard rusher in a game	vs. UAB, 2024 (Andrew Armstrong - 137 receiving & Ja'Quinden Jackson - 147 rush)
Had one 100-yard receiver and two 100-yard rushers in a game	at Auburn, 2022 (Matt Landers - 121 receiving & KJ Jefferson - 130 rush, Rashod Dubinion - 112 rush)
Had one 100-yard receiver and one 100-yard rusher in consecutive games	vs. UAB, at Oklahoma St., 2024 (Armstrong 164 & 137 receiving & Jackson 147 rush & 149 rush)
Had one 200-yard rusher and one 100-yard receiver in a game	vs. South Carolina, 2006 (McFadden - 219 rushing & Monk - 192 receiving)
Had one 150-yard rusher and one 150-yard receiver in a game	at Missouri, 2020 (Trelon Smith - 172 rushing & Treylon Burks - 206 receiving)
Had four different receivers catch a touchdown pass	at Mississippi State, 2015 (Sprinkle - 3, Henry - 2, Morgan - 1, Cornelius - 1)

Had two 100-yard rushers	vs. Kansas, 2022 (KJ Jefferson - 130 & Rashod Dubinion - 112)
Had two 100-yard rushers in consecutive games	at Texas Tech, 2014 (Collins - 145 & Williams - 212) vs. Nicholls, 2014 (Collins - 143 & Williams - 131)
Had a 200-yard rusher and a 100-yard rusher in a game	at Mississippi State, 2015 (Williams III - 205 & Whaley - 112)
Had two 150-yard rushers in a game	vs. South Carolina, 2007 (McFadden - 321 & Jones - 166)
Had three 100-yard rushers in a game	vs. North Texas, 2007 (McFadden - 138, Jones - 132 & Barnett - 105)
Had two 100-yard receivers in a game	at Ole Miss, 2015 (Morgan - 122 & Reed - 105)

TOTAL OFFENSE

Had 700+ yards total offense	vs. North Texas, 2007 (713)
Had 600+ yards total offense	at Oklahoma State, 2024 (648)
Had 550+ yards total offense	at Oklahoma State, 2024 (648)
Had 500+ yards total offense	at Oklahoma State, 2024 (648)
Had 400+ yards total offense	vs. UAB, 2024 (427)
Had 500+ yards total offense in consecutive games	vs. Arkansas-Pine Bluff, 2024 (687) at Oklahoma State, 2024 (648)
Had 85+ plays total offense	at Oklahoma State, 2024 (93)
Had 80+ plays total offense	at Auburn, 2024 (83)
Had 75+ plays total offense	at Auburn, 2024 (83)

SCORING

Scored 70+ points	vs. Arkansas-Pine Bluff, 2024 (70)
Scored 60+ points	vs. UT Martin, 2015 (63)
Scored 50+ points	vs. UAB, 2024 (56) vs. Western Carolina, 2023 (56)
Scored 40+ points	vs. FIU, 2023 (44)
Scored 30+ points	vs. UAB, 2024 (37)
Scored 40+ points in three consecutive games	vs. Auburn, 2015 (54) vs. UT Martin, 2015 (63) at Ole Miss, 2015 (53)
Scored 30+ points in five consecutive games	vs. Auburn, 2015 (54) vs. UT Martin, 2015 (63) at Ole Miss, 2015 (53) at LSU, 2015 (31) vs. Mississippi State, 2015 (50)
Scored 40+ points in a half	vs. UAPB, 2021 (1st half - 45)
Scored 30+ points in a half	vs. Western Carolina, 2023 (1st half - 35)
Scored 35+ points in a quarter	vs. Nicholls, 2014 (1st - 35)
Scored 28+ points in a quarter	vs. Arkansas-Pine Bluff, 2024 (1st - 28)
Scored 50+ points in consecutive games	vs. Kansas, 2022 (55) vs. Western Carolina, 2023 (56)
Scored 50+ points in three consecutive games	vs. Auburn, 2015 (54) at Ole Miss, 2015 (53) vs. UT Martin, 2015 (63) at Ole Miss, 2015 (53)
Scored 50+ points in consecutive SEC games	vs. Auburn, 2015 (54) at Ole Miss, 2015 (53) at Ole Miss, 2015 (53)
Both teams combined for 100+ points	at Ole Miss, 2021 (L, 52-51)
Allowed 60+ points	at Florida, 2020 (63)
Allowed 50+ points	at Ole Miss, 2021 (52)
Allowed 40+ points	vs. Missouri, 2023 (48)
Allowed 30+ points	vs. Oklahoma State, 2024 (39)
Was held scoreless	at Georgia, 2021 (37-0)
Was held scoreless at Donald W. Reynolds Razorback Stadium	vs. Alabama, 2012 (52-0)
Was held scoreless on the road	at Georgia, 2021 (37-0)
Was held scoreless at a neutral site	vs. Ole Miss, 1959 (28-0)
Won a game without a rushing TD	at LSU, 2021
Won a game without a passing TD	vs. UAB, 2024
Won a game in the last 25 seconds of regulation with a TD	vs. Mississippi State, 2021
Won a game in the last 25 seconds of regulation with a field goal	at Ole Miss, 2017
Held opponent scoreless	vs. Arkansas-Pine Bluff, 2024 (70-0)
Held opponent scoreless at Donald W. Reynolds Razorback Stadium	vs. Tulsa, 2018 (23-0)
Held opponent scoreless on the road	at South Carolina, 2002 (23-0)
Held opponent without a touchdown	vs. Arkansas-Pine Bluff, 2024 (70-0)
Held opponent without an offensive touchdown	vs. Arkansas-Pine Bluff, 2024 (70-0)
Held two opponents scoreless in one season	vs. LSU, 2014 (17-0) vs. Ole Miss, 2014 (30-0)
Held three opponents scoreless in one season	vs. Tulsa, 1982 (38-0) vs. TCU, 1982 (35-0) vs. Texas A&M, 1982 (35-0)
Held an opponent scoreless in consecutive games	vs. LSU, 2014 (17-0) vs. Ole Miss, 2014 (30-0)
Held an SEC opponent scoreless	vs. Ole Miss, 2014 (30-0)
Held an SEC opponent scoreless in consecutive games	vs. LSU, 2014 (17-0) vs. Ole Miss, 2014 (30-0)
Held two SEC opponents scoreless in one season	vs. LSU, 2014 (17-0) vs. Ole Miss, 2014 (30-0)
Scored on the first offensive play of the game	vs. Nicholls, 2014 (Hatcher - 82-yard rush)
Scored on the first offensive series of the game	vs. Arkansas-Pine Bluff, 2024 (Ja'Quinden Jackson 8-yard rush)
Scored a two-point conversion passing	at Alabama, 2023 (KJ Jefferson to Andrew Armstrong)
Scored a two-point conversion rushing	vs. Liberty, 2022 (Raheim Sanders)
Had three players with 2 TDs in a game	vs. Eastern Michigan, 2009 (Green - 2, Davis - 2 & Adams - 2)

DEFENSE

Held opponent to 10 or fewer first downs: . . . vs. Arkansas-Pine Bluff, 2024 (10)
 Held opponent to 0 or fewer yards rushing: . . . vs. Wisconsin, 2007 (-5)
 Held opponent to 25 or fewer yards rushing: . . . vs. Arkansas-Pine Bluff, 2024 (7)
 Held opponent to 50 or fewer yards rushing: . . . vs. Kent State, 2023 (26)
 Held opponent to 50 or fewer yards passing: . . . vs. Vanderbilt, 2010 (36)
 Held opponent to 100 or fewer yards rushing: . . . at Oklahoma State, 2024 (59)
 Held opponent to 100 or fewer yards passing: . . . vs. Mississippi State, 2023 (85)
 Held opponent to 200 or fewer yards total offense: . . . vs. Arkansas-Pine Bluff, 2024 (130)
 Held opponent to 250 or fewer yards total offense: . . . vs. Mississippi State, 2023 (205)
 Held opponent to 300 or fewer yards total offense: . . . vs. BYU, 2023 (281)
 Intercepted 6+ passes: . . . vs. Ole Miss, 2020 (6)
 Intercepted 5+ passes: . . . vs. Ole Miss, 2020 (6)
 Intercepted 4+ passes: . . . vs. Western Carolina, 2023 (4)
 Intercepted 3+ passes: . . . vs. Western Carolina, 2023 (4)
 Forced 7+ turnovers: . . . vs. Ole Miss (7 - 6 INTs, 1 FUM)
 Forced 6+ turnovers: . . . vs. Ole Miss (7 - 6 INTs, 1 FUM)
 Forced 5+ turnovers: . . . at Auburn, 2024 (5 - 4 INTs, 1 FUM)
 Forced 4+ turnovers: . . . vs. Western Carolina (5 - 4 INTs, 1 FUM)
 Scored a safety: . . . vs. Liberty, 2022
 Scored a touchdown: . . . vs. FIU, 2023 (Alfahiyim Walcott-INT)
 Scored two touchdowns: . . . vs. Ole Miss, 2020 (Jalen Catalon-INT, Grant Morgan-INT)
 Recorded 8+ sacks: . . . vs. Missouri State, 2022 (8)
 Recorded 7+ sacks: . . . vs. Kent State, 2023 (7)
 Recorded 6+ sacks: . . . vs. Kent State, 2023 (7)
 Recorded 5+ sacks: . . . at Alabama, 2023 (5)
 Recorded 4+ sacks: . . . vs. Arkansas-Pine Bluff, 2024 (4)
 Had 3 players with 10+ tackles . . . vs. Missouri, 2021
 . . . Bumper Pool (13), Grant Morgan (10), Hayden Henry (10)
 Had 3 players with 10+ tackles in consecutive games . . . vs. Tennessee, 2020
 . . . Bumper Pool (14), Grant Morgan (12), Jalen Catalon (12)
 . . . vs. LSU, 2020
 . . . Grant Morgan (19), Jalen Catalon (16), Bumper Pool (11)
 Had 3 players with 2.0+ sacks . . . vs. Missouri State, 2022
 . . . Jordan Domineck (2.5), Drew Sanders (2.0), Zach Williams (2.0)

SPECIAL TEAMS

Returned a punt for a TD: . . . vs. BYU, 2023 (Sategna - 88 yards)
 Returned two punts for TDs: . . . vs. Missouri State, 2011 (Adams - 61 yards, 69 yards)
 Returned a blocked punt for a TD: . . . vs. Eastern Michigan, 2009 (Armbrust - 1 yard)
 Returned a kickoff for a TD: . . . vs. Auburn, 2017 (Warren - 100)
 Returned a game-opening kickoff for a TD: . . . vs. Northern Illinois, 2014 (Marshall - 97)
 Returned a season-opening kickoff for a TD: . . . vs. Missouri State, 2009 (D. Johnson - 91 yards)
 Returned a blocked FG for a TD: . . . at Mississippi State, 2004 (Brown - 76 yards)
 Blocked one punt: . . . vs. Liberty, 2022 (Quincey McAdoo)
 Punted 10+ times: . . . at Auburn, 2016 (10)
 Did not punt: . . . vs. UAB (2024)
 Had a punt blocked: . . . at Missouri, 2022 (Dameon Wilson)
 Scored on a fake punt . . . vs. Texas A&M, 2014 (Sam Irwin-Hill - 51 yard rush)
 Blocked a field goal . . . at Auburn, 2022 (Landon Jackson)
 Scored on a fake field goal . . . at Alabama, 2021 (Reid Bauer 32-yard pass to Blake Kern)
 Had a field goal blocked: . . . vs. LSU, 2020 (Jay Ward)
 Blocked a PAT kick: . . . vs. Eastern Illinois, 2018 (Bumper Pool)
 Missed a kicking PAT: . . . at Missouri, 2020 (A.J. Reed)
 Had a kicking PAT blocked: . . . at Missouri, 2020 (Chris Turner)
 Recovered an onside kick . . . vs. Alabama, 2022 (Jake Bates)

MISCELLANEOUS

Had 35+ first downs: . . . at Ole Miss, 2021 (39)
 Had 30+ first downs: . . . vs. Oklahoma State, 2024 (33)
 Had 25+ first downs: . . . vs. UAB, 2024 (29)
 Had 20+ first downs: . . . at Auburn, 2024 (21)
 Had 20+ passing first downs . . . vs. Arkansas-Pine Bluff, 2024 (22)
 Had 20+ rushing first downs . . . vs. South Carolina, 2022 (20)
 Had 15+ penalties: . . . vs. Air Force, 1975 (17)
 Had 10+ penalties: . . . at Ole Miss, 2023 (10)
 Had no penalties: . . . vs. Texas A&M, 2023
 Had 100+ yards in penalties: . . . vs. BYU, 2023 (125)
 Had 35 minutes+ of possession time: . . . at Auburn, 2024 (36:36)
 Was involved in an overtime game: . . . at Oklahoma State, 2024 (2 OT: L, 39-31)
 Defeated a ranked opponent . . . vs. No. 14 Ole Miss, 2022 (42-27)
 Defeated a ranked opponent on the road . . . at No. 16 Mississippi State, 2020 (21-14)
 Defeated ranked opponents in consecutive games . . . at No. 18 Ole Miss, 2015 (53-52, OT)
 . . . at No. 9 LSU, 2015 (31-14)
 Won game on final offensive play: . . . at Florida, 2023 (KJ Jefferson 4-yd pass to T. Broden)
 Zero sacks allowed in a game: . . . vs. Arkansas-Pine Bluff, 2024
 Zero sacks allowed in consecutive games: . . . vs. Toledo, 2015
 . . . vs. Texas Tech, 2015
 Zero sacks allowed in three consecutive games: . . . vs. UTEP, 2015
 . . . vs. Toledo, 2015
 . . . vs. Texas Tech, 2015
 Came back from 15+ points down to win: . . . vs. Missouri State, 2022 (down 17 - won 38-27)
 Recorded more points than plays: . . . vs. UT Martin, 2015 (63 points, 56 plays)

THE LAST TIME AN ARKANSAS PLAYER . . .

RUSHING

Rushed 40+ times:	DeCori Birmingham at Kentucky, 2003 (40)
Rushed 35+ times:	Michael Smith at Kentucky, 2008 (35)
Rushed 30+ times:	Alex Collins vs. Missouri, 2015 (30)
Rushed 25+ times:	Trelon Smith at Missouri, 2020 (26)
Rushed for 300+ yards:	Darren McFadden vs. South Carolina, 2007 (321)
Rushed for 250+ yards:	Darren McFadden vs. South Carolina, 2007 (321)
Rushed for 200+ yards:	Raheim Sanders vs. Ole Miss, 2022 (232)
Rushed for 175+ yards:	Raheim Sanders vs. Ole Miss, 2022 (232)
Rushed for 150+ yards:	Raheim Sanders vs. Ole Miss, 2022 (232)
Rushed for 125+ yards:	Ja'Quinden Jackson vs. UAB 2024 (147)
Rushed for 100+ yards:	Ja'Quinden Jackson vs. Arkansas Pine-Bluff, 2024 (108)
Rushed for 100+ yards as a true freshman in his first career game:	Chase Hayden vs. Florida A&M, 2017 (120)
Rushed for 100+ yards (quarterback):	KJ Jefferson vs. Kansas, 2022 (130)
Rushed for 150+ yards in consecutive games:	Raheim Sanders at BYU, 2022 (175)
	at Auburn, 2022 (171)
Rushed for 100+ yards in consecutive games:	Ja'Quinden Jackson at Oklahoma State, 2024 (149)
	at Arkansas-Pine Bluff, 2024 (108)
	vs. UAB, 2024 (147)
Rushed for 5+ touchdowns:	Alex Collins vs. UT Martin, 2015 (5)
Rushed for 4+ touchdowns:	Rawleigh Williams III at Mississippi State, 2016 (4)
Rushed for 3+ touchdowns:	Ja'Quinden Jackson at Oklahoma State, 2024 (3)
Rushed for 3+ touchdowns (quarterback):	KJ Jefferson at Ole Miss, 2021 (3)
Rushed for 2+ touchdowns:	Taylen Green vs. UAB, 2024 (2)
Had three players rush for touchdowns:	Taylen Green (2), Ja'Quinden Jackson (1), Braylen Russell (1) vs. UAB, 2024
Had four players rush for touchdowns:	Sanders (2), Jefferson (1), Green (1), Dubinion (1) vs. S. Carolina, 2022
Had 5+ players rush for touchdowns:	J. Jackson (2), Green (1), Reed (1), Singleton (1), Russell (1), Hill (1), vs. UAPB, 2024
Rushed for touchdown in four consecutive games:	Ja'Quinden Jackson (UAPB, OSU, UAB, Auburn), 2024
Had a run of 80+ yards:	Trelon Smith at Florida, 2020 (83)
Had a run of 70+ yards:	Raheim Sanders at Auburn, 2022 (76)
Had a run of 60+ yards:	Jacoby Criswell vs. Auburn, 2023 (60)
Had a run of 50+ yards:	Jacoby Criswell vs. Auburn, 2023 (60)
Had 2 TD runs of 50+ yards:	Rakeem Boyd vs. Western Kentucky, 2019 (86, 76)
Had multiple players with a run of 50+ yards:	Rawleigh Williams III (72) & Dewwah Whaley (50) at Mississippi State, 2016

PASSING

Passed for 500+ yards:	Tyler Wilson vs. Texas A&M, 2011 (510)
Passed for 450+ yards:	Tyler Wilson vs. Texas A&M, 2011 (510)
Passed for 400+ yards:	Taylen Green at Oklahoma State, 2024 (416)
Passed for 350+ yards:	KJ Jefferson at BYU, 2022 (367)
Passed for 300+ yards:	KJ Jefferson at BYU, 2022 (367)
Passed for 250+ yards:	KJ Jefferson at Florida, 2023 (255)
Passed for 200+ yards:	Taylen Green vs. Arkansas-Pine Bluff, 2024 (229)
Attempted 50+ passes:	Taylen Green at Oklahoma State, 2024 (50)
Attempted 45+ passes:	Nick Starkel vs. San Jose State, 2024 (50)
Attempted 35+ passes:	KJ Jefferson at Ole Miss, 2023 (39)
Attempted 30+ passes:	KJ Jefferson at Florida, 2023 (31)
Completed 25+ passes:	Taylen Green at Oklahoma State, 2024 (26)
Completed 20+ passes:	KJ Jefferson at Florida, 2023 (20)
Threw 7+ touchdown passes:	Brandon Allen vs. Mississippi State, 2023 (7)
Threw 6+ touchdown passes:	Brandon Allen vs. Mississippi State, 2023 (7)
Threw 5+ touchdown passes:	KJ Jefferson at BYU, 2022 (5)
Threw 4+ touchdown passes:	KJ Jefferson at BYU, 2022 (5)
Threw 3+ touchdown passes:	KJ Jefferson vs. FIU, 2023 (3)
Threw 2+ touchdown passes:	Taylen Green vs. Arkansas-Pine Bluff, 2024 (2)
Threw 2+ touchdown passes in consecutive games:	KJ Jefferson at Ole Miss, 2023 (2)
	at Alabama, 2023 (2)
Threw 5+ interceptions:	Nick Starkel vs. San Jose State, 2019 (5)
Threw 4+ interceptions:	Nick Starkel vs. San Jose State, 2019 (5)
Threw 3+ interceptions:	Nick Starkel at Alabama, 2019 (3)
Completed pass for 90+ yards:	KJ Jefferson vs. Georgia Southern, 2021 (91)
Completed pass for 80+ yards:	KJ Jefferson vs. Texas A&M, 2021 (85)
Completed pass for 70+ yards:	KJ Jefferson vs. Missouri State, 2022 (73)
Completed pass for 60+ yards:	KJ Jefferson vs. Western Carolina, 2023 (65)
Completed pass for 50+ yards:	Taylen Green at Auburn, 2024 (58)

RECEIVING

Caught 10+ passes:	Andrew Armstrong at Oklahoma State, 2024 (10)
Caught 9+ passes:	Andrew Armstrong vs. BYU, 2023 (9)
Caught 8+ passes:	Andrew Armstrong vs. UAB, 2024 (8)
Caught 7+ passes:	Ty Washington at Ole Miss, 2023 (7)
Caught 10+ passes in consecutive games:	Cobi Hamilton vs. Tulsa, 2012 (11)
	vs. Ole Miss, 2012 (12)
Had 300+ yards receiving:	Cobi Hamilton vs. Rutgers, 2012 (303)
Had 200+ yards receiving:	Treyton Burks at Missouri, 2020 (206)
Had 175+ yards receiving:	Treyton Burks at Alabama, 2021 (179)
Had 150+ yards receiving:	Andrew Armstrong at Oklahoma State, 2024 (164)
Had 100+ yards receiving:	Andrew Armstrong vs. UAB, 2024 (137)
Had 100+ yards receiving in consecutive games:	Andrew Armstrong at Oklahoma State, 2024 (164)
	vs. UAB, 2024 (137)
Had 100+ yards receiving (tight end):	Luke Hasz at LSU, 2023 (116)
Caught 3+ TD passes:	Matt Landers at BYU, 2022 (3)
Caught 2+ TD passes:	Ty Washington at Ole Miss, 2023 (2)
Caught 2+ TD passes (tight end):	Ty Washington at Ole Miss, 2023 (2)
2+ tight ends caught TD passes:	Hunter Henry (2) & Jeremy Sprinkle (3) vs. Mississippi State, 2015

TOTAL OFFENSE

Had 450+ yards total offense:	Taylen Green at Oklahoma State, 2024 (459)
Had 400+ yards total offense:	KJ Jefferson vs. Kansas, 2022 (417)
Had 350+ yards total offense:	KJ Jefferson vs. Kansas, 2022 (417)
Had 300+ yards total offense:	Taylen Green vs. Arkansas-Pine Bluff, 2024 (317)
Had 100 yards both passing and rushing:	KJ Jefferson vs. Kansas, 2022 (287 passing, 130 rushing)

SCORING

Accounted for 6+ touchdowns:	KJ Jefferson at Ole Miss, 2021 (6)
Accounted for 5+ touchdowns:	KJ Jefferson at BYU, 2022 (5)
Accounted for 4+ touchdowns:	Taylen Green vs. Arkansas-Pine Bluff, 2024 (4)
Accounted for 3+ touchdowns:	Ja'Quinden Jackson at Oklahoma State, 2024 (3)
Scored 4+ touchdowns:	Rawleigh Williams III at Mississippi State, 2016 (5)
Scored 3+ touchdowns:	Ja'Quinden Jackson at Oklahoma State, 2024 (3)
Scored 3+ touchdowns in a half:	Ja'Quinden Jackson at Oklahoma State, 2024 (3)
Scored 2+ touchdowns:	Taylen Green vs. UAB, 2024 (2)
Multiple players score 2+ touchdowns:	Taylen Green (2), Ja'Quinden Jackson (2) vs. Arkansas-Pine Bluff, 2024

DEFENSE

Intercepted 3+ passes:	Hudson Clark vs. Ole Miss, 2020 (3)
Intercepted 2+ passes:	TJ Metcalf at Auburn, 2024 (2)
Intercepted passes in consecutive games:	TJ Metcalf at Auburn, 2024 (2)
	vs. UAB, 2024 (1)
Recovered 2+ fumbles:	Chevin Calloway vs. Eastern Illinois, 2018 (2)
Forced 2+ fumbles:	Drew Sanders vs. South Carolina, 2022 (2)
Recorded 5+ sacks:	Wayne Martin vs. Ole Miss, 1988 (5.0)
Recorded 3+ sacks:	Landon Jackson at Alabama, 2023 (3.5-24)
Recorded 2+ sacks:	Landon Jackson at Alabama, 2023 (3.5-24)
Recorded 5+ tackles for loss:	Jermaine Brooks vs. Auburn, 2001 (5-16)
Recorded 3+ tackles for loss:	Landon Jackson vs. BYU, 2023 (3.0-13)
Recorded 20+ tackles:	Bumper Pool at Mississippi State, 2020 (20)
Recorded 10+ tackles:	Stephen Dix Jr. vs. UAB, 2024
Recorded 10+ tackles in back-to-back games:	Jaheim Thomas at Ole Miss, 2023 (11)
	at Alabama, 2023 (10)
Recorded 10+ tackles in three straight games:	Jaheim Thomas vs. Kent State, 2023 (12)
	vs. BYU, 2023 (10)
	at LSU, 2023 (13)
Recorded 15+ tackles in back-to-back games:	Grant Morgan (2020) at Florida (15)
	vs. LSU (19)
Recorded 15+ tackles two+ times in one season:	Grant Morgan (2020) at Mississippi State (15)
	vs. Ole Miss (19)
	at Florida (15)
Returned an interception for a touchdown:	Alfahiym Walcott (33) vs. FIU, 2023
Returned a fumble for a touchdown:	Jaylon Braxton (33) at Florida, 2023

SPECIAL TEAMS

Returned a Kickoff for a TD:	De'Vion Warren vs. Auburn, 2017 (100 yards)
Returned a Punt for a TD:	Isaiah Sategna vs. BYU, 2023 (88 yards)
Scored 10+ points kicking:	Kyle Ramsey vs. UAB, 2024 (10)
Made 5+ field goals:	Kendall Trainor vs. Texas A&M, 1988 (5)
Made 4+ field goals:	Cam Little at Florida, 2023 (4)
Made two field goals of 50+ yards:	Cam Little vs. Texas A&M, 2023 (52, 50)
Made one field goal of 50+ yards:	Kyle Ramsey vs. UAB, 2024 (51)
Kicked a punt of 70+ yards:	Max Fletcher vs. Auburn, 2023 (71)
Kicked a punt of 60+ yards:	Max Fletcher vs. Mississippi State, 2023 (62)
Punted 10+ times:	Toby Baker at Auburn, 2016 (10)
Totaled 175+ kick return yards:	DeCori Birmingham vs. Alabama, 2002 (197)
Totaled 150+ kick return yards:	Dennis Johnson at Texas, 2008 (150)
Totaled 100+ kick return yards:	Isaiah Sategna vs. FIU, 2023 (100)
Totaled 100+ punt return yards:	Bryce Stephens vs. Missouri State, 2022 (105)
Totaled 50+ punt return yards:	Isaiah Sategna vs. BYU, 2023 (95)

THE LAST TIME AN OPPONENT ...

RUSHING

Had 500+ yards rushing:	at Auburn, 2016 (543)
Had 400+ yards rushing:	Ole Miss, 2022 (463)
Had 300+ yards rushing:	Auburn, 2023 (354)
Had 200+ yards rushing:	Missouri, 2023 (258)
Had 70+ rushing attempts:	at Mississippi State, 2010 (70)
Had 60+ rushing attempts:	Missouri, 2017 (60)
Had 50+ rushing attempts:	Auburn, 2023 (55)
Had 7+ rushing TDs:	at Auburn, 2016 (7)
Had 6+ rushing TDs:	Alabama, 2020 (6)
Had 5+ rushing TDs:	Alabama, 2022 (5)
Had 4+ rushing TDs:	Alabama, 2022 (5)

PASSING

Had 500+ yards passing:	vs. Kansas, 2022 (544)
Had 400+ yards passing:	vs. Kansas, 2022 (544)
Had 300+ yards passing:	at Oklahoma State, 2024 (326)
Had 200+ yards passing:	UAB, 2024 (235)
Had 60+ pass attempts:	at Mississippi State, 2020 (60)
Had 50+ pass attempts:	vs. Kansas, 2022 (56)
Had 40+ pass attempts:	at Oklahoma State, 2024 (48)
Had 30+ pass attempts:	UAB, 2024 (32)
Had 40+ pass completions:	at Mississippi State, 2020 (43)
Had 30+ pass completions:	vs. Kansas, 2022 (37)
Had 25+ pass completions:	at Oklahoma State, 2024 (27)
Had 20+ pass completions:	at Auburn, 2024 (20)
Had 6+ passing TDs:	at Florida, 2020 (6)
Had 5+ passing TDs:	vs. Kansas, 2022 (5)
Had 4+ passing TDs:	at LSU, 2023 (4)
Had 3+ passing TDs:	vs. UAB, 2024 (3)

RECEIVING

Had two players with 100-yards receiving in a game:	at LSU, 2023 (Brian Thomas Jr. - 133, Malik Nabers - 130)
Had 4+ players catch 5+ passes:	at Missouri, 2020 (Keke Chism - 6, B. Banister 6, Damon Hazelton - 5, Tauski Dove - 5)
Had 3+ players catch 5+ passes:	vs. Kansas, 2022 (Luke Grimm - 10, Lawrence Arnold - 8, Mason Fairchild - 6)
Had 10+ players catch a pass:	Western Carolina, 2023 (12)
Had 8+ players catch a pass:	at Auburn, 2024 (8)

TOTAL OFFENSE

Had 700+ yards total offense:	Ole Miss, 2022 (703)
Had 650+ yards total offense:	Ole Miss, 2022 (703)
Had 600+ yards total offense:	vs. Kansas, 2022 (603)
Had 550+ yards total offense:	vs. Kansas, 2022 (603)
Had 500+ yards total offense:	Auburn, 2023 (517)
Had 400+ yards total offense:	at Auburn, 2024 (431)
Had 100+ plays total offense:	at Missouri, 2017 (102)
Had 90+ plays total offense:	vs. Kansas, 2022 (90)
Had 80+ plays total offense:	vs. Kansas, 2022 (90)
Had 75+ plays total offense:	Auburn, 2023 (76)

SCORING

Scored 70+ points:	at Southern California, 2005 (70)
Scored 60+ points:	at Florida, 2020 (63)
Scored 50+ points:	vs. Kansas, 2022 (53)
Scored 40+ points:	Missouri, 2023 (48)
Scored 30+ points:	at Oklahoma State, 2024 (39)
Scored a two-point conversion rushing:	at Alabama, 2021
Scored a two-point conversion passing:	at Oklahoma State, 2024
Failed on a two-point conversion attempt:	vs. Kansas, 2022

TURNOVERS

Had 5+ fumbles:	Eastern Illinois, 2018 (6, lost 5)
Had 4+ fumbles lost:	Eastern Illinois, 2018 (5)
Had 3+ fumbles lost:	Eastern Illinois, 2018 (5)
Committed 7+ turnovers:	Ole Miss, 2020 (7)
Committed 6+ turnovers:	Ole Miss, 2020 (7)
Committed 5+ turnovers:	at Auburn, 2024 (5)
Intercepted 8+ Arkansas passes:	at SMU, 1951 (8)
Intercepted 7+ Arkansas passes:	at SMU, 1951 (8)
Intercepted 6+ Arkansas passes:	North Texas, 2018 (6)
Intercepted 5+ Arkansas passes:	San Jose State, 2019 (5)
Intercepted 4+ Arkansas passes:	San Jose State, 2019 (5)
Intercepted 3+ Arkansas passes:	Georgia, 2020 (3)
Returned an interception for a touchdown:	at Oklahoma State, 2024
Returned a fumble for a touchdown:	Missouri, 2023

DEFENSE

Held Arkansas to 10 or fewer first downs:	Auburn, 2023 (10)
Recorded 9+ sacks:	vs. Oklahoma, 2001 (9.0-55)
Recorded 8+ sacks:	Alabama, 2020 (8.0-49)
Recorded 7+ sacks:	vs. Texas A&M, 2023 (7.0-41)
Recorded 6+ sacks:	vs. Texas A&M, 2023 (7.0-41)
Recorded 5+ sacks:	Missouri, 2023 (5.0-53)
Scored a safety:	Georgia, 2020
Held Arkansas to 50 or fewer yards rushing:	at Ole Miss, 2023 (36)
Held Arkansas to 25 or fewer yards rushing:	LSU, 2018 (16)
Held Arkansas to 100 or fewer yards passing:	Missouri, 2023 (98)
Held Arkansas to 50 or fewer yards passing:	South Carolina, 2013 (30)
Held Arkansas to 300 or less yards total offense:	Missouri, 2023 (225)
Held Arkansas to 200 or less yards total offense:	Mississippi State, 2023 (200)
Held Arkansas to 100 or fewer yards both rushing & passing:	Georgia, 2021 (Rush - 75, Pass - 87)

SPECIAL TEAMS

Returned a punt for a TD:	Auburn, 2023
Returned a kickoff for a TD:	vs. Texas A&M, 2018
Punted 10+ times:	Georgia Southern, 2021 (10)
Punted 10+ times in consecutive games:	North Texas, 2007 (10) Chattanooga, 2007 (12)
Did not punt:	Alabama, 2018
Missed a kicking PAT:	FIU, 2023
Missed two kicking PATs:	at LSU, 2017
Blocked a field goal:	LSU, 2020
Blocked a punt:	at Missouri, 2022

MISCELLANEOUS

Had 30+ first downs:	Auburn, 2023 (32)
Had 10+ penalties:	UAB, 2024 (10)
Had 100+ yards in penalties:	UAB, 2024 (109)
Had 35+ minutes of possession time:	Auburn, 2023 (38:15)
Had 40+ minutes of possession time:	LSU, 2020 (41:43)
Had two 100-yard rushers and one 100-yard receiver:	Ole Miss, 2022 (Quinshon Judkins - 214 rushing, Zach Evans - 207 rushing & Malik Heath - 140 receiving)
Had one 100-yard rusher and one 100-yard receiver:	at Missouri, 2021 (Brady Cook - 138 rushing & Dominic Lovett - 130 receiving)
Had one 100-yard rusher and two 100-yard receivers:	at Alabama, 2021 (Brian Robinson Jr. - 122 rushing, Jameson Williams - 190 receiving & John Metchie - 173 receiving)

LAST TIME AN INDIVIDUAL OPPONENT . . .

INDIVIDUAL RUSHING

Rushed 40+ times:	Tyler Badie (41), Missouri (2021)
Rushed 35+ times:	Tyler Badie (41), Missouri (2021)
Rushed 30+ times:	Tyler Badie (41), Missouri (2021)
Rushed for 200+ yards:	Cody Schrader (217), Missouri (2023)
Rushed for 175+ yards:	Cody Schrader (217), Missouri (2023)
Rushed for 150+ yards:	Cody Schrader (217), Missouri (2023)
Rushed for 125+ yards:	Cody Schrader (217), Missouri (2023)
Rushed for 100+ yards:	Cody Schrader (217), Missouri (2023)
Rushed for 4+ touchdowns:	Nick Fitzgerald (4), Mississippi State (2016)
Rushed for 3+ touchdowns:	Snoop Conner (3), at Ole Miss (2021)
Had a run of 80+ yards:	Justin Tomlin (76), Georgia Southern (2021)
Had a run of 70+ yards:	Jahmyr Gibbs (76, 72), Jalen Milroe (77), Alabama (2022)
Had a run of 60+ yards:	Quinshon Judkins (60), Ole Miss (2022)
Had a run of 50+ yards:	Quinshon Judkins (60), Ole Miss (2022)

INDIVIDUAL PASSING

Passed for 500+ yards:	Jalon Daniels (544), vs. Kansas (2022)
Passed for 450+ yards:	Jalon Daniels (544), vs. Kansas (2022)
Passed for 400+ yards:	Jalon Daniels (544), vs. Kansas (2022)
Passed for 300+ yards:	Alan Bowman (326), at Oklahoma State (2024)
Attempted 60+ passes:	Kolton Browning (67), Louisiana-Monroe (2012)
Attempted 50+ passes:	Jalon Daniels (55), vs. Kansas (2022)
Attempted 40+ passes:	Alan Bowman (48), at Oklahoma State (2024)
Completed 40+ passes:	K.J. Costello (43), at Mississippi State (2020)
Completed 30+ passes:	Jalon Daniels (37), vs. Kansas (2022)
Completed 20+ passes:	Jacob Zeno (23), UAB (2024)
Threw 6+ touchdown passes:	Kyle Trask (6), at Florida (2020)
Threw 5+ touchdown passes:	Jalon Daniels (5), vs. Kansas (2022)
Threw 4+ touchdown passes:	Jayden Daniels (4), at LSU (2023)
Threw 3+ touchdown passes:	Jacob Zeno (3), UAB (2024)
Completed a pass for 90+ yards:	Trevor Knight (92), Texas A&M (2016)
Completed a pass for 80+ yards:	Kellen Mond (81), Texas A&M (2017)
Completed a pass for 70+ yards:	Jalen Milroe (79), at Alabama (2023)
Completed a pass for 60+ yards:	Payton Thorne (68), at Auburn (2024)

INDIVIDUAL RECEIVING

Caught 15+ passes:	Willie Goshu (17), Auburn (1995)
Caught 10+ passes:	Luke Grimm (10), vs. Kansas (2022)
Caught 7+ passes:	Brennan Presley (9), at Oklahoma State (2024)
Had 200+ yards receiving:	Jamayel Smith (208), Mississippi State (2007)
Had 150+ yards receiving:	Luke Grimm (167), vs. Kansas (2022)
Had 100+ yards receiving:	KeAndre Lambert Smith (156), at Auburn (2024)
Caught 3+ TD passes:	Jameson Williams (3), at Alabama (2021)
Caught 2+ TD passes:	KeAndre Lambert Smith (2), at Auburn (2024)

INDIVIDUAL TOTAL OFFENSE

Had 500+ yards total offense:	Jalon Daniels (565; Pass - 544, Rush - 21), vs. Kansas (2022)
Had 400+ yards total offense:	Jalon Daniels (565; Pass - 544, Rush - 21), vs. Kansas (2022)
Had 300+ yards total offense:	Alan Bowman (333; Pass - 326, Rush-7), at Oklahoma State (2024)
Had 100 yards both passing and rushing:	Brady Cook (380; Pass - 242, Rush - 138), at Missouri (2022)

INDIVIDUAL SCORING

Accounted for 6+ touchdowns:	Jalon Daniels vs. Kansas, 2022 (6)
Accounted for 5+ touchdowns:	Jalon Daniels vs. Kansas, 2022 (6)
Accounted for 4+ touchdowns:	Payton Thorne vs. Auburn, 2023 (4)
Scored 4+ touchdowns:	Peyton Barber vs. Auburn, 2015 (4)
Scored 3+ touchdowns:	Puka Nacua at BYU, 2022 (3)

INDIVIDUAL DEFENSE

Intercepted 3+ passes:	Minkah Fitzpatrick (3), Alabama (2016)
Intercepted 2+ passes:	Richard LeCounte (2), Georgia (2020)
Recorded 3+ sacks:	Jalen McLeod (3.0), Auburn (2023)
Recorded 2+ sacks:	Obi Ezeigbo (2.0), at Oklahoma State (2024)
Returned an interception for a TD:	Kale Smith (73 yards), at Oklahoma State (2024)

SPECIAL TEAMS

Kicked 5+ field goals:	Harrison Mevis (5-5), at Missouri (2020)
Kicked 4+ field goals:	Wyatt Bryan (4-4), at Colorado State (2018)
Returned a punt for a TD:	Keionte Scott (74), Auburn (2023)
Returned a kick for a TD:	Jashaun Corbin (100), vs. Texas A&M (2018)

GAME 5: TEXAS A&M

ARKANSAS BIG PLAYS FROM SCRIMMAGE

Opponent	Rushing					Passing				
	10-19	20-29	30-39	40-49	50+	15-19	20-29	30-39	40-49	50+
UAPB	3	0	2	1	0	6	5	1	0	0
at Oklahoma State	9	2	1	0	0	7	1	4	1	0
UAB	11	2	0	0	0	3	2	0	0	0
at Auburn	6	1	0	0	0	2	0	0	0	1
vs. Texas A&M										
Tennessee										
LSU										
at Mississippi State										
Ole Miss										
Texas										
Louisiana Tech										
at Missouri										
Totals	29	5	3	1	0	18	8	5	1	1

OPPONENT BIG PLAYS FROM SCRIMMAGE

Opponent	Rushing					Passing				
	10-19	20-29	30-39	40-49	50+	15-19	20-29	30-39	40-49	50+
UAPB	1	0	0	0	0	4	1	0	0	0
at Oklahoma State	1	0	0	0	0	4	0	1	0	1
UAB	2	0	0	0	0	1	3	1	0	0
at Auburn	1	1	1	0	0	2	1	0	0	2
vs. Texas A&M										
Tennessee										
LSU										
at Mississippi State										
Ole Miss										
Texas										
Louisiana Tech										
at Missouri										
Totals	5	1	1	0	0	11	5	2	0	3

FIRST DOWN GAME LOG

Arkansas					Opponents				
Opponent	Rush	Pass	Penalty	Total	Opponent	Rush	Pass	Penalty	Total
UAPB	12	22	0	34	UAPB	3	6	1	10
at Oklahoma State	15	18	0	33	at Oklahoma State	2	15	4	21
UAB	18	6	5	29	UAB	5	14	3	22
at Auburn	14	5	2	21	at Auburn	5	12	0	17
vs. Texas A&M					vs. Texas A&M				
Tennessee					Tennessee				
LSU					LSU				
at Mississippi State					at Mississippi State				
Ole Miss					Ole Miss				
Texas					Texas				
Louisiana Tech					Louisiana Tech				
at Missouri					at Missouri				
TOTAL	59	51	7	117	TOTAL	15	47	8	70

TURNOVER CHART

Opponent	Fumbles	Takeaways			Pts Off	Fumbles	Giveaways			Margin
		Interceptions	Total				Interceptions	Total	Points Off	
UAPB	0	0	0	0	0	0	0	0	0	--
at Oklahoma State	0	1	1	0	0	2	1	3	18	-2
UAB	0	1	1	0	0	0	1	1	7	0
at Auburn	1	4	5	10	0	2	2	0	0	+3
vs. Texas A&M										
Tennessee										
LSU										
at Mississippi State										
Ole Miss										
Texas										
Louisiana Tech										
at Missouri										
TOTAL	1	6	7	10	2	4	6	25	+1	

GAME 5: TEXAS A&M

DRIVE SUPERLATIVES

Longest Drive

By No. of Plays
By No. of Yards
By Time of Possession

Arkansas

15 (81 yards, 7:05) at Auburn, TD
90 (10 plays, 3:35) vs. UAPB, TD
10:17 (12 plays, 86 yards) vs. UAPB, TD

Opponents

15 plays 2x (66 yards, 7:27) vs. UAB, FG
83 yards (12 plays, 6:33) vs. UAB, TD
7:27 (15 plays, 66 yards) vs. UAB, FG

Shortest Drive

By No. of Plays
By No. of Yards
By Time of Possession

Arkansas

1 2x (-1 yard, 0:26) at Auburn, end of half
-3 (6 plays, 0:00) at Oklahoma State, missed fg
0:11 (1 plays, 0 yards) at Auburn, interception

Opponents

1 2x (2 yards, 0:36) vs. UAPB, end of game
-10 (4 plays, 1:22) at Auburn, downs
0:09 (2 plays, 25 yards) at Auburn, interception

Scoring Drive Breakdown

Yardage	ARKANSAS		OPPONENT	
	TD	FG	TD	FG
No drive	-	-	1	-
Neg. Yards	-	-	-	-
0-9	-	-	-	-
10-19	-	1	1	-
20-29	-	1	2	-
30-39	-	-	-	1
40-49	3	2	-	-
50-59	-	-	-	1
60-69	5	1	-	2
70-79	7	-	3	1
80-89	5	-	2	-
90-99	1	-	-	-
TOTALS	21	5	9	5

Game-Opening Drives

OPP	ARKANSAS			OPPONENTS		
	PTS	1STS	YDS	PTS	1STS	YDS
UAPB	7	3	66	0	0	-4
at Oklahoma St.	0	2	44	0	3	39
UAB	0	1	23	3	4	66
at Auburn	0	3	57	0	3	48
vs. Texas A&M						
Tennessee						
LSU						
at Miss. State						
Ole Miss						
Texas						
Louisiana Tech						
at Missouri						
TOTALS	7	9	190	3	10	149

Second Half-Opening Drives

OPP	ARKANSAS			OPPONENTS		
	PTS	1STS	YDS	PTS	1STS	YDS
UAPB	7	3	67	0	0	2
at Oklahoma St.	0	2	34	3	5	62
UAB	7	5	84	0	0	-4
at Auburn	0	0	-2	0	1	18
vs. Texas A&M						
Tennessee						
LSU						
at Miss. State						
Ole Miss						
Texas						
Louisiana Tech						
at Missouri						
TOTALS	14	10	183	3	6	78

Three & Out Drives

	ARKANSAS	OPPONENT
	THREE-&OUTS/DRIVES	THREE-&OUTS/DRIVES
UAPB	0/10 (0%)	4/11 (36.4%)
at Oklahoma State	1/15 (6.7%)	3/14 (21.4%)
UAB	0/10 (0%)	2/10 (20.0%)
at Auburn	2/13 (15.4%)	2/13 (15.4%)
vs. Texas A&M	(0%)	(0%)
Tennessee	(0%)	(0%)
LSU	(0%)	(0%)
at Mississippi State	(0%)	(0%)
Ole Miss	(0%)	(0%)
Texas	(0%)	(0%)
Louisiana Tech	(0%)	(0%)
at Missouri	(0%)	(0%)
TOTALS	3/48 (6.3%)	11/48 (22.9%)

GAME 5: TEXAS A&M

ARKANSAS DRIVE CHARTS

UAPB

Qtr.	Time	Start	Pl-Yds	TOP	Result
1st	14:54	ARK34	8-66	02:46	*TOUCHDOWN
1st	10:37	UAPB40	5-40	02:21	*TOUCHDOWN
1st	06:14	ARK40	3-60	01:11	*TOUCHDOWN
1st	03:17	UAPB40	7-40	02:05	*TOUCHDOWN
2nd	15:00	ARK35	6-65	02:54	*TOUCHDOWN
2nd	08:46	ARK19	6-81	03:09	*TOUCHDOWN
2nd	01:42	ARK23	7-77	01:33	*TOUCHDOWN
3rd	08:31	ARK33	6-67	02:18	*TOUCHDOWN
3rd	03:31	ARK14	12-86	10:17	*TOUCHDOWN
4th	04:11	ARK10	10-90	03:35	*TOUCHDOWN

at Oklahoma State

Qtr.	Time	Start	Pl-Yds	TOP	Result
1st	12:08	ARK20	5-39	02:39	punt
1st	08:46	OSU45	6-45	02:54	*TOUCHDOWN
1st	04:43	ARK17	8-83	03:12	*TOUCHDOWN
2nd	14:50	ARK16	11-55	06:00	interception
2nd	08:50	ARK25	7-75	03:45	*TOUCHDOWN
2nd	03:29	ARK30	3-(-1)	00:42	punt
2nd	01:38	ARK35	4-45	01:38	end of half
3rd	14:55	ARK16	7-34	03:05	punt
3rd	06:45	ARK25	6-24	03:20	fumble
3rd	00:39	ARK25	11-51	03:55	missed fg
4th	09:37	ARK35	6-45	02:52	downs
4th	05:13	ARK25	3-75	01:12	*TOUCHDOWN
4th	00:55	ARK25	8-48	00:55	*FIELD GOAL
OT1	0:00	OSU25	6-(-3)	00:00	missed fg
OT2	00:00	OSU25	5-18	00:00	downs

UAB

Qtr.	Time	Start	Pl-Yds	TOP	Result
1st	07:33	ARK25	3-23	00:53	interception
1st	06:01	UAB23	7-13	02:01	*FIELD GOAL
2nd	14:51	ARK25	12-75	05:34	*TOUCHDOWN
2nd	07:13	ARK31	6-69	02:25	*TOUCHDOWN
2nd	01:53	ARK25	6-42	00:50	*FIELD GOAL
3rd	14:56	ARK16	11-84	04:56	*TOUCHDOWN
3rd	07:41	ARK39	7-34	03:19	missed fg
3rd	01:33	ARK12	7-66	03:02	*FIELD GOAL
4th	06:55	ARK25	7-75	03:19	*TOUCHDOWN
4th	00:54	ARK31	2-(-2)	00:54	end of half

at Auburn

Qtr.	Time	Start	Pl-Yds	TOP	Result
1st	15:00	ARK25	11-52	04:36	missed fg
1st	06:54	ARK19	15-81	07:05	*TOUCHDOWN
2nd	11:47	ARK10	6-11	02:51	punt
2nd	06:45	ARK25	7-25	03:22	downs
2nd	01:52	ARK20	3-6	00:55	punt
2nd	00:46	AUB27	1-0	00:11	interception
2nd	00:26	ARK08	1-(-1)	00:26	end of half
3rd	12:20	AUB43	3-(-2)	01:17	interception
3rd	10:11	ARK22	3-4	01:39	punt
3rd	05:44	ARK25	9-75	03:41	*TOUCHDOWN
3rd	00:05	AUB45	8-20	03:01	*FIELD GOAL
4th	09:50	ARK25	12-75	06:12	*TOUCHDOWN
4th	02:16	AUB23	6-3	01:20	downs

OPPONENT DRIVE CHARTS

UAPB

Qtr.	Time	Start	Pl-Yds	TOP	Result
1st	12:08	UAPB25	3-(-4)	01:31	punt
1st	08:16	UAPB25	3-(-1)	02:02	punt
1st	05:03	UAPB25	3-0	01:46	punt
1st	01:12	UAPB25	4-8	01:12	punt
2nd	12:06	UAPB25	7-28	03:20	punt
2nd	05:37	UAPB25	8-29	03:55	punt
2nd	00:04	UAPB22	1-4	00:04	end of half
3rd	15:00	UAPB25	3-2	06:29	punt
3rd	06:13	UAPB25	5-20	02:42	punt
4th	08:14	UAPB25	8-20	04:03	punt
4th	00:36	UAPB25	1-2	00:36	end of game

at Oklahoma State

Qtr.	Time	Start	Pl-Yds	TOP	Result
1st	15:00	OSU25	8-55	02:52	downs
1st	09:29	OSU01	3-2	00:43	punt
1st	05:52	OSU25	5-14	01:09	punt
2nd	01:31	OSU35	3-5	01:41	punt
2nd	04:58	OSU25	3-5	01:29	punt
2nd	02:47	OSU18	4-12	01:09	interception
2nd	11:50	OSU10	15-62	05:05	*FIELD GOAL
3rd	03:25	ARK49	8-31	02:46	*FIELD GOAL
3rd	11:44	OSU24	6-14	01:21	punt
3rd	10:23	ARK25	2-25	00:46	*TOUCHDOWN
4th	06:45	OSU20	5-80	01:32	*TOUCHDOWN
4th	04:01	OSU25	9-55	03:06	*FIELD GOAL
OT1	00:00	ARK25	4-1	00:00	missed fg
OT2	00:00	ARK25	3-25	00:00	*TOUCHDOWN

UAB

Qtr.	Time	Start	Pl-Yds	TOP	Result
1st	15:00	UAB25	15-66	07:27	*FIELD GOAL
1st	06:40	ARK15	2-15	00:35	*TOUCHDOWN
1st	04:00	UAB25	8-75	04:09	*TOUCHDOWN
2nd	09:10	UAB28	3-(-3)	01:57	punt
2nd	04:48	UAB25	8-70	02:55	*FIELD GOAL
2nd	01:03	UAB25	3-(-3)	01:03	end of half
3rd	10:00	UAB25	3-(-4)	02:19	punt
3rd	04:22	UAB27	6-28	02:49	punt
4th	13:28	UAB17	12-83	06:33	*TOUCHDOWN
4th	03:36	UAB25	9-40	02:42	interception

at Auburn

Qtr.	Time	Start	Pl-Yds	TOP	Result
1st	10:24	AUB23	7-48	03:30	interception
2nd	14:40	AUB06	7-49	02:53	punt
2nd	08:56	AUB26	3-1	02:11	punt
2nd	03:23	ARK50	4-50	01:31	fumble
2nd	00:57	AUB30	2-0	00:11	interception
2nd	00:35	AUB48	2-25	00:09	interception
3rd	15:00	AUB25	7-18	02:40	downs
3rd	11:03	AUB27	3-2	00:52	punt
3rd	08:32	AUB23	6-77	02:48	*TOUCHDOWN
3rd	01:56	AUB27	4-20	01:51	interception
4th	11:57	AUB25	4-75	02:07	*TOUCHDOWN
4th	03:38	AUB33	4-(-10)	01:22	downs
4th	00:56	AUB20	8-71	00:56	end of game

GAME 5: TEXAS A&M

RAZORBACKS BY POSITION

No.	Name	Ht.	Wt.	Cl.	Hometown (Previous School)
QB (5)					
3	Malachi Singleton	6-1	225	R-Fr.	Kennesaw, Ga. (North Cobb HS)
10	Taylen Green	6-6	230	R-Jr.	Lewisville, Texas (Lewisville HS/Boise State)
15	KJ Jackson	6-4	219	Fr.	Montgomery, Ala. (St. James School)
16	Blake Boda	6-4	216	R-Fr.	Daytona Beach, Fla. (Cocoa HS/Coastal Carolina)
19	Austin Ledbetter	6-1	206	R-Fr.	Bryant, Ark. (Bryant HS)

No.	Name	Ht.	Wt.	Cl.	Hometown (Previous School)
RB (9)					
0	Braylen Russell	6-1	253	Fr.	Benton, Ark. (Benton HS)
7	Rashod Dubinion	5-10	201	Jr.	Ellenwood, Ga. (Cedar Grove HS)
20	Rodney Hill	5-10	186	R-So.	Statesboro, Ga. (Bulloch Academy/Florida A&M)
21	Emmanuel Crawford	5-10	175	R-Fr.	Grove, Okla. (Grove HS)
22	Ja'Quindon Jackson	6-2	233	R-Sr.	Dallas, Texas (Duncanville HS/Utah)
24	JuJu Pope	6-0	213	Fr.	Pope, Miss. (South Panola HS)
26	Cade Fields	6-1	219	R-So.	Fayetteville, Ark. (Fayetteville HS/Ark. Tech)
28	Jezreel Bachert	6-1	216	R-So.	Big Sandy, Texas (Big Sandy HS)
29	Tyrell Reed Jr.	5-10	211	So.	Topeka, Kan. (Lawrence HS/Hutchinson CC)

No.	Name	Ht.	Wt.	Cl.	Hometown (Previous School)
WR (17)					
2	Andrew Armstrong	6-4	202	*R-Sr.	Dallas, Texas (Bishop Dunne HS/TAMUC)
4	Isaac TeSlaa	6-4	217	*Sr.	Hudsonville, Mich. (Unity Christian/Hillsdale)
5	Tyrone Broden	6-7	200	*R-Sr.	Detroit, Mich. (West Bloomfield HS/BGSU)
6	Isaiah Sategna	5-11	185	R-So.	Fayetteville, Ark. (Fayetteville HS)
11	Jordan Anthony	5-10	162	R-So.	Tylertown, Miss. (Tylertown HS/Texas A&M)
13	Rykar Acebo	6-4	200	R-So.	Jonesboro, Ark. (Jonesboro HS)
14	Bryce Stephens	6-0	189	R-Jr.	Oklahoma City, Okla. (John Marshall HS)
17	CJ Brown	6-1	193	Fr.	Bentonville, Ark. (Bentonville HS)
18	Krosse Johnson	5-10	185	Fr.	New Orleans, La. (Holy Cross School)
23	Zach Taylor	6-4	170	Fr.	Yoakum, Texas (Yoakum HS)
82	Monte Harrison	6-3	230	Fr.	Lee's Summit, Mo. (West HS)
83	Dazmin James	6-2	196	R-Fr.	Clayton, N.C. (Clayton HS)
85	Jace Petty	5-11	171	R-So.	Frisco, Texas (Frisco Independence HS)
86	Walker Catsavis	6-4	180	R-So.	Fort Smith, Ark. (Northside HS/Arkansas St.)
87	Kamron Bibby	6-2	187	R-So.	El Dorado, Ark. (El Dorado HS)
88	Davion Dozier	6-4	204	R-Fr.	Moody, Ala. (Moody HS)
89	Khafre Brown	6-0	203	*R-Sr.	Charlotte, N.C. (West Mecklenburg HS/USF)

No.	Name	Ht.	Wt.	Cl.	Hometown (Previous School)
TE (8)					
8	Ty Washington	6-4	249	R-So.	Leesburg, Ga. (Lee County HS)
9	Luke Hasz	6-3	241	So.	Bixby, Okla. (Bixby HS)
30	Var'keyes Gumms	6-3	245	R-Jr.	Houston, Texas (Dekaney HS/North Texas)
31	Spencer Henslee	6-5	248	R-Fr.	Humble, Texas (Atascocita HS)
41	Kyle Thompson (FB)	6-3	262	R-So.	Aledo, Texas (Aledo HS)
47	Maddox Lassiter	6-3	243	R-Fr.	Warren, Ark. (Warren HS)
80	Shamar Easter	6-5	228	R-Fr.	Ashdown, Ark. (Ashdown HS)
81	Andreas Paaske	6-6	265	Sr.	Copenhagen, Denmark (Sollerød Sr. Sport/E. Mich.)

No.	Name	Ht.	Wt.	Cl.	Hometown (Previous School)
OL (19)					
50	Kobe Branham	6-5	331	Fr.	Fort Smith, Ark. (Southside HS)
53	Ty'Kieast Crawford	6-5	324	*Sr.	Carthage, Texas (Carthage HS/Charlotte)
54	Keyshawn Blackstock	6-5	319	R-Jr.	Covington, Ga. (Newton HS/Michigan St.)
55	Fernando Carmona	6-5	322	R-Jr.	Las Vegas, Nev. (Las Vegas HS/San Jose St.)
56	Amaury Wiggins	6-3	306	R-Jr.	Pensacola, Fla. (Pine Forrest HS/Coffeyville CC)
57	Zuri Madison	6-3	314	Fr.	Lexington, Ky. (Douglass HS)
58	Tim Dawn	6-2	315	R-So.	Camden, Ark. (Camden Fairview HS/Baylor)
60	Jonas Nantze	6-5	291	Fr.	Springdale, Ark. (Shiloh Christian Academy)
62	Alex Johnson	6-3	289	Fr.	Little Rock, Ark. (Catholic HS)
63	Addison Nichols	6-5	329	R-So.	Norcross, Ga. (GAC School/Tennessee)
65	Aaron Smith	6-6	298	R-Fr.	Conway, Ark. (Conway HS)
67	Josh Street	6-6	316	R-Jr.	Bentonville, Ark. (Bentonville HS)
72	Joshua Braun	6-6	338	R-Sr.	Live Oak, Fla. (Suwanee HS/Florida)
73	Brooks Edmonson	6-4	313	R-So.	Bryant, Ark. (Bryant HS)
74	Luke Brown	6-6	315	R-Fr.	Paris, Tenn. (Paris HS)
75	Patrick Kutas	6-5	313	Jr.	Memphis, Tenn. (Christian Brothers HS)
76	E'Marion Harris	6-7	300	R-So.	Little Rock, Ark. (Joe T. Robinson HS)
78	Joe More	6-5	311	*R-Sr.	Franklin, Tenn. (Christ Pres. Academy/Syracuse)
79	Tommy Varhall	6-8	344	R-Jr.	Overland Park, Kan. (IMG Academy/Maryland)

RAZORBACKS BY POSITION

No.	Name	Ht.	Wt.	Cl.	Hometown (Previous School)
DB (23)					
1	Kee'yon Stewart	6-0	184	*R-Sr.	Houston, Texas (North Shore HS/TCU)
2	Selman Bridges	6-2	175	Fr.	Temple, Texas (Lake Belton HS)
3	Doneiko Slaughter	6-0	190	*Sr.	Roswell, Ga. (Roswell HS/Tennessee)
8	Jayden Johnson	6-2	205	Sr.	Cedartown, Ga. (Cedartown HS)
11	Jaylon Braxton	6-0	190	So.	Frisco, Texas (Lone Star HS)
13	Marquise Robinson	6-1	192	Sr.	Crosby, Miss. (Wilkinson County HS/S. Alabama)
15	Jaheim Singletary	6-2	187	R-So.	Jacksonville, Fla. (Riverside HS/Georgia)
16	Miguel Mitchell	6-1	222	Jr.	Oxford, Ala. (Oxford HS/Florida)
17	Hudson Clark	6-2	191	*R-Sr.	Dallas, Texas (Highland Park HS)
18	TJ Metcalf	6-1	200	So.	Birmingham, Ala. (Pinson Valley HS)
19	Dallas Young	6-0	196	R-Fr.	Gardendale, Ala. (Gardendale HS)
24	Tevis Metcalf	5-10	192	Fr.	Clay, Ala. (Clay-Chalkville HS)
25	Anthony Switzer	6-0	220	*R-Sr.	Marion, Ark. (Marion HS/Utah State)
26	Christian Ford	6-0	184	R-Fr.	McKinney, Texas (McKinney HS)
27	Ahkhari Johnson	5-11	186	Fr.	Texarkana, Texas (Pleasant Grove HS)
29	Jaden Allen	5-10	166	Fr.	Aledo, Texas (Aledo HS)
32	Landon Phipps	6-0	184	R-So.	Springdale, Ark. (Springdale HS)
33	Dylan Hasz	5-11	190	So.	Bixby, Okla. (Bixby HS)
34	Jabrae Shaw	5-10	190	R-Fr.	Pine Bluff, Ark. (Mills HS)
38	Anton Pierce	6-2	209	R-Fr.	Little Rock, Ark. (Mills HS)
39	Aidan McCowan	5-10	165	R-So.	Frisco, Texas (Frisco Independence HS)
47	Braylon Watson	6-2	200	R-So.	Malvern, Ark. (Malvern HS)
49	John Paul Pickens	6-0	186	R-So.	Jonesboro, Ark. (Jonesboro HS)

No.	Name	Ht.	Wt.	Cl.	Hometown (Previous School)
LB (15)					
7	Bradley Shaw	6-1	235	Fr.	Hoover, Ala. (Hoover HS)
10	Xavian Sorey Jr.	6-3	225	R-Jr.	Campbellton, Fla. (IMG Academy/Georgia)
14	Stephen Dix Jr.	6-1	234	R-Sr.	Orlando, Fla. (Dr. Phillips HS/Marshall)
20	Alex Sanford	6-1	225	So.	Oxford, Miss. (Oxford HS)
22	Brad Spence	6-2	238	So.	Houston, Texas (Klein Forest HS)
23	Carson Dean	6-4	234	R-Fr.	Frisco, Texas (Hebron HS)
28	Justin Logan	6-2	230	Fr.	Kennesaw, Ga. (Kell HS)
30	Larry Worth III	6-4	224	Jr.	Jacksonville, Fla. (Baldwin HS/Jacksonville St.)
35	Brooks Yurachek	6-1	225	R-Fr.	Fayetteville, Ark. (Fayetteville HS/Wake Forest)
42	Wyatt Simmons	6-1	224	Fr.	Searcy, Ark. (Harding Academy)
43	Brooks Both	6-0	232	R-Sr.	Harrison, Ark. (Harrison HS)
44	Kaden Henley	6-2	236	R-So.	Springdale, Ark. (Shiloh Christian Academy)
45	Preston Davis	5-11	221	Fr.	Little Rock, Ark. (LR Christian Academy)
48	Joseph Whitt	6-0	201	Fr.	Prosper, Texas (Prosper HS)
57	Mason Schueck	6-2	220	R-So.	Little Rock, Ark. (Pulaski Academy)

No.	Name	Ht.	Wt.	Cl.	Hometown (Previous School)
DL (16)					
0	Nico Davillier	6-4	271	Jr.	Maumelle, Ark. (Maumelle HS)
4	Anton Juncaj	6-3	272	*Sr.	Port Jervis, N.Y. (Minisink HS/Albany)
5	Cameron Ball	6-5	324	R-Jr.	Atlanta, Ga. (Tri-Cities HS)
6	Kavion Henderson	6-2	261	Fr.	Leeds, Ala. (Leeds HS)
9	Charlie Collins	6-5	261	Fr.	Pine Bluff, Ark. (Mills HS)
40	Landon Jackson	6-7	280	Sr.	Texarkana, Texas (Pleasant Grove HS/LSU)
50	Eric Gregory	6-4	320	*R-Sr.	Memphis, Tenn. (IMG Academy)
52	Donovan Whitten	6-3	248	R-Fr.	Arkadelphia, Ark. (Arkadelphia HS)
55	JJ Hollingsworth	6-3	264	R-So.	Greenland, Ark. (Greenland HS)
93	Keivie Rose	6-3	314	*R-Sr.	Henderson, Texas (Henderson HS/La. Tech)
94	Jon Hill	6-5	254	R-Jr.	Dumas, Ark. (Dumas HS)
95	Ian Geffrard	6-5	388	R-Fr.	Mableton, Ga. (Whitefield Academy)
96	Elijah Brown	6-3	376	So.	El Dorado, Ark. (Parkers Chapel HS)
97	Quincy Rhodes Jr.	6-6	280	So.	North Little Rock, Ark. (N. Little Rock HS)
98	Danny Saili	6-3	375	Jr.	Topeka, Kan. (Topeka HS/BYU)
99	Kaleb James	6-4	272	R-Fr.	Mansfield, Texas (Mansfield HS)

No.	Name	Ht.	Wt.	Cl.	Hometown (Previous School)
Specialists (8)					
30	Ashton Ngo (LS)	5-11	237	R-Jr.	Andover, Kan. (Andover HS/Hutchinson CC)
36	Matthew Shipley (K)	6-1	198	*Sr.	Liberty Hill, Texas (Liberty Hill HS/Hawaii')
37	Devin Bale (P)	6-3	204	R-Jr.	La Jolla, Calif. (La Jolla HS/Northern Colorado)
39	Kyle Ramsey (K)	6-2	198	*R-Sr.	Missouri City, Texas (Ridgepoint HS/ACU)
45	Max Schmidly (LS)	6-3	211	R-Fr.	Charlotte, N.C. (Myers Park HS)
46	Charlie Von Der Meden (K)	6-0	180	Fr.	Tomball, Texas (Tomball HS)
90	Vito Calvaruso (K)	6-3	206	R-Sr.	Jefferson City, Mo. (Helias Catholic HS/Wisconsin)
95	Sam Dubwig (P)	6-3	231	Fr.	Cabot, Ark. (Cabot HS)

GAME 5: TEXAS A&M

ALPHABETICAL ROSTER

No.	Name	Pos.
13	Rykar Acebo	WR
29	Jaden Allen	DB
11	Jordan Anthony	WR
2	Andrew Armstrong	WR
28	Jezreel Bachert	RB
37	Devin Bale	P
5	Cameron Ball	DL
87	Kamron Bibby	WR
54	Keyshawn Blackstock	OL
16	Blake Boda	QB
43	Brooks Both	LB
50	Kobe Branham	OL
72	Joshua Braun	OL
11	Jaylon Braxton	DB
2	Selman Bridges	DB
5	Tyrone Broden	WR
17	CJ Brown	WR
96	Elijah Brown	DL
89	Khafre Brown	WR
74	Luke Brown	OL
90	Vito Calvaruso	K
55	Fernando Carmona	OL
86	Walker Catsavis	WR
17	Hudson Clark	DB
9	Charlie Collins	DL
21	Emmanuel Crawford	WR
53	Ty'Kieast Crawford	OL
0	Nico Davillier	DL
45	Preston Davis	LB
58	Tim Dawn	OL
23	Carson Dean	LB
14	Stephen Dix Jr.	LB
88	Davion Dozier	WR
7	Rashod Dubinion	RB
95	Sam Dubwig	P
80	Shamar Easter	TE
73	Brooks Edmonson	OL
26	Cade Fields	RB
26	Christian Ford	DB
95	Ian Geffrard	DL
10	Taylen Green	QB
50	Eric Gregory	DL
30	Var'Keyes Gumms	TE
76	E'Marion Harris	OL
82	Monte Harrison	WR
33	Dylan Hasz	DB
9	Luke Hasz	TE
6	Kavion Henderson	DL
44	Kaden Henley	LB
31	Spencer Henslee	TE
94	Jon Hill	DL
20	Rodney Hill	RB
55	JJ Hollingsworth	DL
22	Ja'Quinden Jackson	RB
15	KJ Jackson	QB
40	Landon Jackson	DL
83	Dazmin James	WR
99	Kaleb James	DL
27	Ahkhari Johnson	DB
62	Alex Johnson	OL
8	Jayden Johnson	DB
18	Krosse Johnson	WR
4	Anton Juncaj	DL
75	Patrick Kutas	OL
47	Maddox Lassiter	TE
19	Austin Ledbetter	QB
28	Justin Logan	LB
57	Zuri Madison	OL
39	Aidan McCowan	DB
24	Tevis Metcalf	DB
18	TJ Metcalf	DB
16	Miguel Mitchell	DB

NUMERICAL ROSTER

No.	Name	Pos.	Ht.	Wt.	Class	Exp.	Hometown (Previous School)
0	Nico Davillier	DL	6-4	271	Jr.	2L	Maumelle, Ark. (Maumelle HS)
0	Braylen Russell	RB	6-1	253	Fr.	HS	Benton, Ark. (Benton HS)
1	Kee'yon Stewart	DB	6-0	184	*R-Sr.	1L	Houston, Texas (North Shore HS/TCU)
2	Andrew Armstrong	WR	6-4	202	*R-Sr.	1L	Dallas, Texas (Bishop Dunne HS/TAMUC)
2	Selman Bridges	DB	6-2	175	Fr.	HS	Temple, Texas (Lake Belton HS)
3	Malachi Singleton	QB	6-1	225	R-Fr.	RS	Kennesaw, Ga. (North Cobb HS)
3	Doneiko Slaughter	DB	6-0	190	*Sr.	TR	Roswell, Ga. (Roswell HS/Tennessee)
4	Anton Juncaj	DL	6-3	272	*Sr.	TR	Port Jervis, N.Y. (Minisink HS/Albany)
4	Isaac TeSlaa	WR	6-4	217	*Sr.	1L	Hudsonville, Mich. (Unity Christian/Hillsdale)
5	Cameron Ball	DL	6-5	324	R-Jr.	2L	Atlanta, Ga. (Tri-Cities HS)
5	Tyrone Broden	WR	6-7	200	*R-Sr.	1L	Detroit, Mich. (West Bloomfield HS/BGSU)
6	Kavion Henderson	DL	6-2	261	Fr.	HS	Leeds, Ala. (Leeds HS)
6	Isaiah Sategna	WR	5-11	185	R-So.	1L	Fayetteville, Ark. (Fayetteville HS)
7	Rashod Dubinion	RB	5-10	201	Jr.	2L	Ellenwood, Ga. (Cedar Grove HS)
7	Bradley Shaw	LB	6-1	235	Fr.	HS	Hoover, Ala. (Hoover HS)
8	Jayden Johnson	DB	6-2	205	Sr.	3L	Cedartown, Ga. (Cedartown HS)
8	Ty Washington	TE	6-4	249	R-So.	1L	Leesburg, Ga. (Lee County HS)
9	Charlie Collins	DL	6-5	261	Fr.	HS	Pine Bluff, Ark. (Mills HS)
9	Luke Hasz	TE	6-3	241	So.	1L	Bixby, Okla. (Bixby HS)
10	Taylen Green	QB	6-6	230	R-Jr.	TR	Lewisville, Texas (Lewisville HS/Boise State)
10	Xavian Sorey Jr.	LB	6-3	225	R-Jr.	TR	Campbellton, Fla. (IMG Academy/Georgia)
11	Jordan Anthony	WR	5-10	162	R-So.	TR	Tylertown, Miss. (Tylertown HS/Texas A&M)
11	Jaylon Braxton	DB	6-0	190	So.	1L	Frisco, Texas (Lone Star HS)
13	Rykar Acebo	WR	6-4	200	R-So.	SO	Jonesboro, Ark. (Jonesboro HS)
13	Marquise Robinson	DB	6-1	192	Sr.	TR	Crosby, Miss. (Wilkinson County HS/S. Alabama)
14	Stephen Dix Jr.	LB	6-1	234	R-Sr.	TR	Orlando, Fla. (Dr. Phillips HS/Marshall)
14	Bryce Stephens	WR	6-0	189	R-Jr.	2L	Oklahoma City, Okla. (John Marshall HS)
15	KJ Jackson	QB	6-4	219	Fr.	HS	Montgomery, Ala. (St. James School)
15	Jaheim Singletary	DB	6-2	187	R-So.	1L	Jacksonville, Fla. (Riverside HS/Georgia)
16	Blake Boda	QB	6-4	216	R-Fr.	TR	Daytona Beach, Fla. (Cocoa HS/Coastal Carolina)
16	Miguel Mitchell	DB	6-1	222	Jr.	TR	Oxford, Ala. (Oxford HS/Florida)
17	CJ Brown	WR	6-1	193	Fr.	HS	Bentonville, Ark. (Bentonville HS)
17	Hudson Clark	DB	6-2	191	*R-Sr.	4L	Dallas, Texas (Highland Park HS)
18	Krosse Johnson	WR	5-10	185	Fr.	HS	New Orleans, La. (Holy Cross School)
18	TJ Metcalf	DB	6-1	200	So.	1L	Birmingham, Ala. (Pinson Valley HS)
19	Austin Ledbetter	QB	6-1	206	R-Fr.	HS	Bryant, Ark. (Bryant HS)
19	Dallas Young	DB	6-0	196	R-Fr.	RS	Gardendale, Ala. (Gardendale HS)
20	Rodney Hill	RB	5-10	186	R-So.	TR	Statesboro, Ga. (Bulloch Academy/Florida A&M)
20	Alex Sanford	LB	6-1	225	So.	1L	Oxford, Miss. (Oxford HS)
21	Emmanuel Crawford	RB	5-10	175	R-Fr.	RS	Grove, Okla. (Grove HS)
22	Ja'Quinden Jackson	RB	6-2	233	R-Sr.	TR	Dallas, Texas (Duncanville HS/Utah)
22	Brad Spence	LB	6-2	238	So.	1L	Houston, Texas (Klein Forest HS)
23	Carson Dean	LB	6-4	234	R-Fr.	RS	Frisco, Texas (Hebron HS)
23	Zach Taylor	WR	6-4	170	Fr.	HS	Yoakum, Texas (Yoakum HS)
24	Tevis Metcalf	DB	5-10	192	Fr.	HS	Clay, Ala. (Clay-Chalkville HS)
24	JuJu Pope	RB	6-0	213	Fr.	HS	Pope, Miss. (South Panola HS)
25	Anthony Switzer	DB	6-0	220	*R-Sr.	TR	Marion, Ark. (Marion HS/Utah State)
26	Cade Fields	RB	6-1	219	R-So.	TR	Fayetteville, Ark. (Fayetteville HS/Ark. Tech)
26	Christian Ford	DB	6-0	184	R-Fr.	RS	McKinney, Texas (McKinney HS)
27	Ahkhari Johnson	DB	5-11	186	Fr.	HS	Texarkana, Texas (Pleasant Grove HS)
28	Jezreel Bachert	RB	6-1	216	R-So.	SO	Big Sandy, Texas (Big Sandy HS)
28	Justin Logan	LB	6-2	230	Fr.	HS	Kennesaw, Ga. (Kell HS)
29	Jaden Allen	DB	5-10	166	Fr.	HS	Aledo, Texas (Aledo HS)
29	Tyrell Reed Jr.	RB	5-10	211	So.	TR	Topeka, Kan. (Lawrence HS/Hutchinson CC)
30	Var'keyes Gumms	TE	6-3	245	R-Jr.	1L	Houston, Texas (Dekaney HS/North Texas)
30	Ashton Ngo	LS	5-11	237	R-Jr.	RS	Andover, Kan. (Andover HS/Hutchinson CC)
30	Larry Worth III	LB	6-4	224	Jr.	TR	Jacksonville, Fla. (Baldwin HS/Jacksonville St.)
31	Spencer Henslee	TE	6-5	248	R-Fr.	HS	Humble, Texas (Atascocita HS)
32	Landon Phipps	DB	6-0	184	R-So.	SO	Springdale, Ark. (Springdale HS)
33	Dylan Hasz	DB	5-11	190	So.	1L	Bixby, Okla. (Bixby HS)
34	Jabrae Shaw	DB	5-10	190	R-Fr.	RS	Pine Bluff, Ark. (Mills HS)
35	Brooks Yurachek	LB	6-1	225	R-Fr.	TR	Fayetteville, Ark. (Fayetteville HS/Wake Forest)
36	Matthew Shipley	K	6-1	198	*Sr.	TR	Liberty Hill, Texas (Liberty Hill HS/Hawai'i)
37	Devin Bale	P	6-3	204	R-Jr.	RS	La Jolla, Calif. (La Jolla HS/Northern Colorado)
38	Anton Pierce	DB	6-2	209	R-Fr.	RS	Little Rock, Ark. (Mills HS)
39	Aidan McCowan	DB	5-10	165	R-So.	SO	Frisco, Texas (Frisco Independence HS)
39	Kyle Ramsey	K	6-2	198	*R-Sr.	TR	Missouri City, Texas (Ridgepoint HS/Abilene Christian)
40	Landon Jackson	DL	6-7	280	Sr.	2L	Texarkana, Texas (Pleasant Grove HS/LSU)
41	Kyle Thompson	FB	6-3	262	R-So.	1L	Aledo, Texas (Aledo HS)
42	Wyatt Simmons	LB	6-1	224	Fr.	HS	Searcy, Ark. (Harding Academy)
43	Brooks Both	LB	6-0	232	R-Sr.	2L	Harrison, Ark. (Harrison HS)
44	Kaden Henley	LB	6-2	236	R-So.	SO	Springdale, Ark. (Shiloh Christian Academy)

GAME 5: TEXAS A&M

NUMERICAL ROSTER

No.	Name	Pos.	Ht.	Wt.	Class	Exp.	Hometown (Previous School)
45	Preston Davis	LB	5-11	221	Fr.	HS	Little Rock, Ark. (LR Christian Academy)
45	Max Schmidly	LS	6-3	211	R-Fr.	RS	Charlotte, N.C. (Myers Park HS)
46	Charlie Von Der Meden	K	6-0	180	Fr.	HS	Tomball, Texas (Tomball HS)
47	Maddox Lassiter	TE	6-3	243	R-Fr.	RS	Warren, Ark. (Warren HS)
47	Braylon Watson	DB	6-2	200	R-So.	SQ	Malvern, Ark. (Malvern HS)
48	Joseph Whitt	LB	6-0	201	Fr.	HS	Prosper, Texas (Prosper HS)
49	John Paul Pickens	DB	6-0	186	R-So.	SQ	Jonesboro, Ark. (Jonesboro HS)
50	Kobe Branham	OL	6-5	331	Fr.	HS	Fort Smith, Ark. (Southside HS)
50	Eric Gregory	DL	6-4	320	*R-Sr.	4L	Memphis, Tenn. (IMG Academy)
52	Donovan Whitten	DL	6-3	248	R-Fr.	RS	Arkadelphia, Ark. (Arkadelphia HS)
53	Ty'Kieast Crawford	OL	6-5	324	*Sr.	3L	Carthage, Texas (Carthage HS/Charlotte)
54	Keyshawn Blackstock	OL	6-5	319	R-Jr.	TR	Covington, Ga. (Newton HS/Michigan St.)
55	Fernando Carmona	OL	6-5	322	R-Jr.	TR	Las Vegas, Nev. (Las Vegas HS/San Jose St.)
55	JJ Hollingsworth	DL	6-3	264	R-So.	SQ	Greenland, Ark. (Greenland HS)
56	Amaury Wiggins	OL	6-3	306	R-Jr.	1L	Pensacola, Fla. (Pine Forrest HS/Coffeyville CC)
57	Zuri Madison	OL	6-3	314	Fr.	HS	Lexington, Ky. (Douglass HS)
57	Mason Schueck	LB	6-2	220	R-So.	SQ	Little Rock, Ark. (Pulaski Academy)
58	Tim Dawn	OL	6-2	315	R-So.	TR	Camden, Ark. (Camden Fairview HS/Baylor)
60	Jonas Nantze	OL	6-5	291	Fr.	HS	Springdale, Ark. (Shiloh Christian Academy)
62	Alex Johnson	OL	6-3	289	Fr.	HS	Little Rock, Ark. (Catholic HS)
63	Addison Nichols	OL	6-5	329	R-So.	TR	Norcross, Ga. (GAC School/Tennessee)
65	Aaron Smith	OL	6-6	298	R-Fr.	RS	Conway, Ark. (Conway HS)
67	Josh Street	OL	6-6	316	R-Jr.	2L	Bentonville, Ark. (Bentonville HS)
72	Joshua Braun	OL	6-6	338	R-Sr.	1L	Live Oak, Fla. (Suwanee HS/Florida)
73	Brooks Edmonson	OL	6-4	313	R-So.	1L	Bryant, Ark. (Bryant HS)
74	Luke Brown	OL	6-6	315	R-Fr.	RS	Paris, Tenn. (Paris HS)
75	Patrick Kutas	OL	6-5	313	Jr.	2L	Memphis, Tenn. (Christian Brothers HS)
76	E'Marion Harris	OL	6-7	300	R-So.	1L	Little Rock, Ark. (Joe T. Robinson HS)
78	Joe More	OL	6-5	311	*R-Sr.	TR	Franklin, Tenn. (Christ Pres. Academy/Syracuse)
79	Tommy Varhall	OL	6-8	344	R-Jr.	SQ	Overland Park, Kan. (IMG Academy/Maryland)
80	Shamar Easter	TE	6-5	228	R-Fr.	RS	Ashdown, Ark. (Ashdown HS)
81	Andreas Paaske	TE	6-6	265	Sr.	TR	Copenhagen, Denmark (Søllerød Sr. Sport/E. Mich.)
82	Monte Harrison	WR	6-3	230	Fr.	HS	Lee's Summit, Mo. (West HS)
83	Dazmin James	WR	6-2	196	R-Fr.	RS	Clayton, N.C. (Clayton HS)
85	Jace Petty	WR	5-11	171	R-So.	SQ	Frisco, Texas (Frisco Independence HS)
86	Walker Catsavis	WR	6-4	180	R-So.	TR	Fort Smith, Ark. (Northside HS/Arkansas St.)
87	Kamron Bibby	WR	6-2	187	R-So.	SQ	El Dorado, Ark. (El Dorado HS)
88	Davion Dozier	WR	6-4	204	R-Fr.	RS	Moody, Ala. (Moody HS)
89	Khafre Brown	WR	6-0	203	*R-Sr.	TR	Charlotte, N.C. (West Mecklenburg HS/USF)
90	Vito Calvaruso	K	6-3	206	R-Sr.	2L	Jefferson City, Mo. (Helias Catholic HS/Wisconsin)
93	Keivie Rose	DL	6-3	314	*R-Sr.	1L	Henderson, Texas (Henderson HS/La. Tech)
94	Jon Hill	DL	6-5	254	R-Jr.	1L	Dumas, Ark. (Dumas HS)
95	Sam Dubwig	P	6-3	231	Fr.	HS	Cabot, Ark. (Cabot HS)
95	Ian Geffrard	DL	6-5	388	R-Fr.	RS	Mableton, Ga. (Whitefield Academy)
96	Elijah Brown	DL	6-3	376	So.	HS	El Dorado, Ark. (Parkers Chapel HS)
97	Quincy Rhodes Jr.	DL	6-6	280	So.	1L	North Little Rock, Ark. (N. Little Rock HS)
98	Danny Saili	DL	6-3	375	Jr.	TR	Topeka, Kan. (Topeka HS/BYU)
99	Kaleb James	DL	6-4	272	R-Fr.	RS	Mansfield, Texas (Mansfield HS)

Roster by Class: Senior - 24 | Junior - 19 | Sophomore - 31 | Freshman - 45

FOOTBALL STAFF

Coaching Staff

Sam Pittman Head Coach	5th Season
Scott Fountain Asst. HC/Special Teams Coord.	5th Season
Bobby Petrino Offensive Coordinator	1st Season
Travis Williams Defensive Coordinator	2nd Season
Marcus Woodson co-Defensive Coordinator	2nd Season
Deke Adams Defensive Line	3rd Season
Ronnie Fouch Wide Receivers	1st Season
Eric Mateos Offensive Line	1st Season
Kolby Smith Running Backs	1st Season
Morgan Turner Tight Ends	2nd Season
Deron Wilson Secondary	2nd Season

Graduate Assistants

Trey Fitch Operations	2nd Season
Tyrone Hopper Defense	2nd Season
Will Kennedy Offense	3rd Season
Armani Linton Defense	1st Season
Cain White Special Teams	1st Season

Quality Control/Analyst

Ryan Bright Defense	1st Season
Miles Fishback Offense	1st Season
Sean Fogarty Offense	3rd Season
Kelvin Green Defense	3rd Season
Chris Norris Special Teams	1st Season
Jake Trump Defense	5th Season
Dylan Cruz Offense	1st Season

Support Staff

Patrick Doherty Football Chief of Staff	5th Season
Amanda Gilpin Football Operations	5th Season
Ben Sowders Strength & Conditioning	2nd Season
Dave Polanski Athletic Training	7th Season
Dalton Withrow Equipment	4th Season
Jovon Hubbard Player Personnel	2nd Season
Danny Wheeler Player Development	4th Season
Jacob Tepp Video	4th Season

ALPHABETICAL ROSTER

No.	Name	Pos.
78	Joe More	OL
60	Jonas Nantze	OL
63	Addison Nichols	OL
30	Ashton Ngo	LS
81	Andreas Paaske	TE
85	Jace Petty	WR
32	Landon Phipps	DB
49	John Paul Pickens	DB
38	Anton Pierce	DB
24	JuJu Pope	RB
39	Kyle Ramsey	K
29	Tyrell Reed Jr.	RB
97	Quincy Rhodes Jr.	DL
13	Marquise Robinson	DB
93	Keivie Rose	DL
0	Braylen Russell	RB
98	Danny Saili	DL
20	Alex Sanford	DL
6	Isaiah Sategna	WR
57	Mason Schueck	LB
45	Max Schmidly	LS
7	Bradley Shaw	LB
34	Jabrae Shaw	DB
36	Matthew Shipley	K
42	Wyatt Simmons	LB
15	Jaheim Singletary	DB
3	Malachi Singleton	QB
3	Doneiko Slaughter	DB
65	Aaron Smith	OL
10	Xavian Sorey Jr.	LB
22	Brad Spence	LB
14	Bryce Stephens	WR
1	Kee'yon Stewart	DB
67	Josh Street	OL
25	Anthony Switzer	DB
23	Zach Taylor	WR
4	Isaac TeSlaa	WR
41	Kyle Thompson	FB
79	Tommy Varhall	OL
46	Charlie Von Der Meden	K
8	Ty Washington	TE
47	Braylon Watson	DB
48	Joseph Whitt	LB
52	Donovan Whitten	DL
56	Amaury Wiggins	OL
30	Larry Worth III	LB
19	Dallas Young	DB
35	Brooks Yurachek	LB

PRONUNCIATIONS

Jezreel Bachert	jez-reel back-ert
Blake Boda	BO-duh
Khafre Brown	CHA-free
Ty'Kieast Crawford	ty-KEAST
Nico Davillier	dava-YAY
E'Marion Harris	eh-mary-ON
Monte Harrison	mon-TAY
Kavion Henderson	kay-VEE-on
Ian Geffrard	jeff-rard
Dylan Hasz	haz
Luke Hasz	haz
Ahkhari Johnson	ah-KAR-ee
Anton Juncaj	JUNE-kahj
Patrick Kutas	koo-tus
Zuri Madison	zur-EE
Tevis Metcalf	TEH-vis
Ashton Ngo	no
Andreas Paaske	on-DRAY-us POE-ska
Keivie Rose	kee-vee
Danny Saili	saw-EE-lee
Isaiah Sategna	suh-TANE-ya
Doneiko Slaughter	duh-NEE-ko
Xavian Sorey	x-ZAY-vian
Isaac TeSlaa	teh-SLAW

GAME 1 ||| UAPB

UAPB (0-1)..... 0
 Arkansas (1-0) 70

August 29, 2024 | Little Rock, Ark.
 War Memorial Stadium | Time: 6:30 | Attendance: 40,127
 TV: ESPNU > Jay Alter (PBP), Rocky Boiman (Analyst)

SCORING SUMMARY

	1st	2nd	3rd	4th	Final
UAPB	0	0	0	0	0
Arkansas	28	21	7	14	70

*2nd half played with 10-min quarters

QTR. TEAM SCORING PLAY

- 1st ARK J. Jackson 8-yd rush (K. Ramsey kick), 8-66, 02:46
- 1st ARK T. Green 4-yd rush (K. Ramsey kick), 5-40, 02:21
- 1st ARK J. Jackson 46-yd rush (K. Ramsey kick), 3-60, 1:11
- 1st ARK R. Hill 4-yd rush (K. Ramsey kick), 7-40, 02:05
- 2nd ARK T. Broden 9-yd pass from T. Green (K. Ramsey kick), 6-65, 02:54
- 2nd ARK T. Washington 23-yd pass from T. Green (K. Ramsey kick), 6-81, 03:09
- 2nd ARK T. Green 36-yd rush (K. Ramsey kick), 6-81, 03:09
- 3rd ARK B. Russell 9-yd rush (K. Ramsey kick), 6-67, 02:18
- 4th ARK M. Singleton 4-yd rush (K. Ramsey kick), 12-86, 10:17
- 4th ARK T. Reed Jr. 4-yd rush (K. Ramsey kick), 10-90, 03:35

TEAM STATISTICS

	UAPB	ARKANSAS
FIRST DOWNS	10	34
RUSHES-YARDS (NET)	23-7	33-279
PASSING YDS (NET)	123	408
Passes Comp-Att-Int	11-23-0	28-37-0
TOTAL OFFENSE PLAYS-YARDS	46-130	70-687
Fumble Returns-Yards	0-0	0-0
Punt Returns-Yards	0-0	1-33
Kickoff Returns-Yards	1-10	1-30
Interception Returns-Yards	0-0	0-0
Punts (Number-Avg)	9-32.4	0-0
Fumbles-Lost	0-0	2-0
Penalties-Yards	5-35	6-48
Possession Time	27:45	32:15
Third-Down Conversions	1-10	9-9
Fourth-Down Conversions	0-0	0-0
Red-Zone Scores-Chances	0-0	7-7
Sacks By: Number-Yards	0-0	4-33



QB TAYLEN GREEN debuted in style, accounting for four touchdowns in his first game as a Razorback. The transfer from Boise State ran for two scores and threw two touchdowns all in the first half.

UAPB

RUSHING	Att.	Gain	Lost	Net	TD	Long	Avg.
Oshawn Ross	5	13	0	13	0	5	2.6
Johnesh Davis	6	13	7	6	0	11	1.0
BJ Curry	1	2	0	2	0	2	2.0
Za'Marion Webber	2	1	1	0	0	1	0.0
Mekhi Hagens	9	20	34	-14	0	9	-1.6
Totals:	23	49	42	7	0	11	0.3

PASSING	Comp.	Att.	Int	Yds	TDs	Long	Sack
Mekhi Hagens	11	23	0	123	0	21	4

RECEIVING	Targets	No.	Yds	YAC	TD	Long
Kristian Gammage	6	3	21	20	0	11
Aramoni Rhone	2	2	34	15	0	17
JaVonnie Gibson	5	2	32	9	0	17
Donovan Giles	2	1	21	11	0	21
Jaxson Isaac	1	1	9	6	0	9
Daemon Dawkins	3	1	3	8	0	3
Kevin English	2	1	3	0	0	3
Oshawn Ross	1	0	0	0	0	0
Jamal Browder	1	0	0	0	0	0
Totals:	23	11	123	69	0	21

PUNTING	No.	Yds	Avg.	Long	I20	TB
Shea Yurkins	7	206	29.4	40	1	0
Jeremy Baker	2	86	43.0	45	2	0
Totals:	9	292	32.4	45	3	0

FIELD GOALS	Made	Att.	Long	Kicks
--				

ARKANSAS

RUSHING	Att.	Gain	Lost	Net	TD	Long	Avg.
Ja'Quinden Jackson	8	101	0	101	2	46	12.6
Taylen Green	6	88	0	88	2	36	14.7
Tyrell Reed Jr.	5	28	0	28	1	10	5.6
Braylen Russell	3	23	0	23	1	11	7.7
Rodney Hill	4	16	1	15	1	6	3.8
Rashod Dubinion	3	15	0	15	0	7	5.0
Malachi Singleton	3	8	2	6	1	4	2.0
KJ Jackson	1	3	0	3	0	3	3.0
Totals:	33	282	3	279	8	46	8.5

PASSING	Comp.	Att.	Int	Yds	TDs	Long	Sack
Taylen Green	16	23	0	229	2	34	0
Malachi Singleton	8	10	0	120	0	28	0
KJ Jackson	4	4	0	59	0	18	0
Totals:	28	37	0	408	2	34	0

RECEIVING	Targets	No.	Yds	YAC	TD	Long
Isaac TeSlaa	4	3	53	16	0	28
Jordan Anthony	5	3	46	24	0	24
Luke Hasz	4	3	42	19	0	20
Tyrone Broden	7	3	35	2	1	18
Khafre Brown	2	2	42	14	0	25
Monte Harrison	2	2	29	11	0	18
Krosse Johnson	2	2	25	17	0	15
Ja'Quinden Jackson	2	2	20	12	0	14
Rodney Hill	2	2	16	14	0	10
Rashod Dubinion	2	2	14	14	0	11
Isaiah Sategna	1	1	34	6	0	34
Ty Washington	1	1	23	0	1	23
Shamar Easter	1	1	16	3	0	16
Davion Dozier	1	1	13	5	0	13
CJ Brown	1	0	0	0	0	0
Totals:	37	28	408	157	2	34

PUNTING	No.	Yds	Avg.	Long	I20	TB
--						

FIELD GOALS	Made	Att.	Long	Kicks
--				

GAME 2 ||| at OKLAHOMA STATE

RV/NR Arkansas (1-1).....31
 16/17 Oklahoma State (2-0).....39

Sept. 7, 2024 | Stillwater, Okla.
 Boone Pickens Stadium | Time: 11:00 | Attendance: 52,202
 TV: ABC > Dave Pasch (PBP), Dusty Dvoracek (Analyst), Taylor McGregor (Sideline)

SCORING SUMMARY

	1st	2nd	3rd	4th	OT1	OT2	Final
Arkansas	14	7	0	10	0	0	31
Oklahoma State	0	7	6	18	0	8	39

QTR.	TEAM	SCORING PLAY
1st	ARK	J.Jackson 5-yd rush (K.Ramsey kick), 6-45, 02:54
1st	ARK	J.Jackson 5-yd rush (K.Ramsey kick), 8-83, 03:12
2nd	OSU	K.Smith 73-yd interception return (L.Ward kick), 06:00
2nd	ARK	J.Jackson 11-yd rush (K.Ramsey kick), 7-75, 03:45
3rd	OSU	L.Ward 45-yd FG, 15-62, 05:05
3rd	OSU	L.Ward 35-yd FG, 8-31, 02:46
4th	OSU	B.Presley 7-yd pass from A.Bowman (D.Stribling pass from A.Bowman), 2-25, 00:46
4th	OSU	B.Presley 3-yd rush (L.Ward kick), 5-80, 01:32
4th	ARK	L.Hasz 43-yd pass from T.Green (K.Ramsey kick), 3-75, 01:12
4th	OSU	L.Ward 38-yd FG, 9-55, 03:06
4th	ARK	K.Ramsey 45-yd FG, 8-48, 00:55
OT2	OSU	O.Gordon II 12-yd rush (O.Gordon II pass from A.Bowman), 3-25

TEAM STATISTICS

	ARKANSAS	OKLAHOMA STATE
FIRST DOWNS	33	21
RUSHES-YARDS (NET)	47-232	26-59
PASSING YDS (NET)	416	326
Passes Comp-Att-Int	26-46-1	27-48-1
TOTAL OFFENSE PLAYS-YARDS	93-648	74-385
Fumble Returns-Yards	0-0	0-0
Punt Returns-Yards	1-4	1-4
Kickoff Returns-Yards	1-16	1-23
Interception Returns-Yards	1-0	11-73
Punts (Number-Avg)	3-45.7	5-41.6
Fumbles-Lost	4-2	0-0
Penalties-Yards	7-71	6-60
Possession Time	36:14	23:46
Third-Down Conversions	11-19	5-16
Fourth-Down Conversions	0-2	1-2
Red-Zone Scores-Chances	3-6	6-7
Sacks By: Number-Yards	0-0	3-28



RB JA'QUINDEN JACKSON scored three first half touchdowns on his way to running for 149 yards - his second-consecutive 100-yard game to open the season - in Arkansas' first game against Oklahoma State since 1980.

ARKANSAS RUSHING

	Att.	Gain	Lost	Net	TD	Long	Avg.
Ja'Quinden Jackson	24	156	7	149	3	26	6.2
Taylen Green	18	104	43	61	0	31	3.4
Rodney Hill	4	20	1	19	0	12	4.8
Jordan Anthony	1	3	0	3	0	3	3.0
Totals:	47	283	51	232	3	31	4.9

ARKANSAS PASSING

	Comp.	Att.	Int	Yds	TDs	Long	Sack
Taylen Green	26	45	1	416	1	43	3
TEAM	0	1	0	0	0	0	0
Totals:	26	46	1	416	1	43	3

ARKANSAS RECEIVING

	Targets	No.	Yds	YAC	TD	Long
Andrew Armstrong	13	10	164	66	0	35
Isaiah Sategna	9	4	78	20	0	31
Tyrone Broden	8	4	66	20	0	18
Rodney Hill	4	3	9	10	0	9
Luke Hasz	4	2	46	22	1	43
Isaac TeSlaa	1	1	32	3	0	32
Ja'Quinden Jackson	2	2	21	18	0	13
Jordan Anthony	2	0	0	0	0	0
Ty Washington	1	0	0	0	0	0
Totals:	44	26	416	159	1	43

ARKANSAS PUNTING

	No.	Yds	Avg.	Long	I20	TB
Devin Bale	3	137	45.7	57	3	0

ARKANSAS FIELD GOALS

	Made	Att.	Long	Kicks
Kyle Ramsey	1	3	45	41x,45,46x

OKLAHOMA STATE RUSHING

	Att.	Gain	Lost	Net	TD	Long	Avg.
Ollie Gordon II	17	51	2	49	1	12	2.9
Alan Bowman	5	9	2	7	0	5	1.4
Brennan Presley	1	3	0	3	1	3	3.0
Sesi Vailahi	3	5	5	0	0	5	0.0
Totals:	26	68	9	59	2	12	2.3

OKLAHOMA STATE PASSING

	Comp.	Att.	Int	Yds	TDs	Long	Sack
Alan Bowman	27	48	1	326	1	63	0

OKLAHOMA STATE RECEIVING

	Targets	No.	Yds	YAC	TD	Long
Brennan Presley	19	9	91	45	1	36
Rashod Owens	8	5	64	17	0	19
De'Zhaun Stribling	9	4	38	8	0	19
Josh Ford	3	3	23	14	0	10
Ollie Gordon II	2	2	20	25	0	10
Jake Schultz	1	1	63	37	0	63
Talyn Shettron	3	1	11	4	0	11
Tyler Foster	2	1	9	9	0	9
Cale Cabbiness	1	1	7	0	0	7
Totals:	48	27	326	159	1	63

OKLAHOMA STATE PUNTING

	No.	Yds	Avg.	Long	I20	TB
Hudson Kaak	3	122	40.7	44	1	0
Wes Pahl	2	86	43.0	44	1	0
Totals:	5	208	41.6	44	2	0

OKLAHOMA STATE FIELD GOALS

	Made	Att.	Long	Kicks
Logan Ward	3	4	45	45,35,38,41x

GAME 3 ||| UAB

UAB (1-2)..... 27
 Arkansas (2-1)..... 37

Sept. 14, 2024 | Fayetteville, Ark.
 Donald W. Reynolds Razorback Stadium | Time: 3:15 | Attendance: 75,021
 TV: SECN > Dave Neal (PBP), Aaron Murray (Analyst), Ashley ShahAhmadi (Sideline)

SCORING SUMMARY

	1st	2nd	3rd	4th	Final
UAB	10	10	0	7	27
Arkansas	3	17	7	10	37

QTR.	TEAM	SCORING PLAY
1st	UAB	J.Delange 27-yd FG, 15-66, 07:27
1st	UAB	K.Shanks 15-yd pass from J.Zeno (J.Delange kick), 2-15, 00:35
1st	ARK	K.Ramsey 28-yd FG, 7-13, 02:01
2nd	UAB	A.Thomas 34-yd pass from J.Zeno (J.Delange kick), 8-75, 04:09
2nd	ARK	B.Russell 2-yd rush (K.Ramsey kick), 12-75, 05:34
2nd	ARK	T.Green 14-yd rush (K.Ramsey kick), 6-69, 02:25
2nd	UAB	J.Delange 23-yd FG, 8-70, 02:55
2nd	ARK	K.Ramsey 51-yd FG, 6-42, 00:50
3rd	ARK	J.Jackson 16-yd rush (K.Ramsey kick), 11-84, 04:56
4th	ARK	K.Ramsey 40-yd FG, 7-66, 03:02
4th	UAB	D.Payne 21-yd pass from J.Zeno (J.Delange kick), 12-83, 06:33
4th	ARK	T.Green 9-yd rush (K.Ramsey kick), 7-75, 03:19

TEAM STATISTICS

	UAB	ARKANSAS
FIRST DOWNS	22	29
RUSHES-YARDS (NET)	35-119	38-266
PASSING YDS (NET)	235	161
Passes Comp-Att-Int	23-32-1	11-26-1
TOTAL OFFENSE PLAYS-YARDS	67-354	64-427
Fumble Returns-Yards	0-0	0-0
Punt Returns-Yards	0-0	1-0
Kickoff Returns-Yards	2-43	2-32
Interception Returns-Yards	1-40	1-23
Punts (Number-Avg)	3-39.0	0-0.0
Fumbles-Lost	1-0	1-0
Penalties-Yards	10-109	6-65
Possession Time	32:39	27:21
Third-Down Conversions	5-15	7-12
Fourth-Down Conversions	3-3	1-1
Red-Zone Scores-Chances	3-3	5-6
Sacks By: Number-Yards	3-13	1-7



DB TJ METCALF picked off his first career pass to seal the win over UAB late in the fourth quarter. Metcalf added seven tackles in the win.

UAB

RUSHING	Att.	Gain	Lost	Net	TD	Long	Avg.
Isaiah Jacobs	15	62	0	62	0	11	4.1
Lee Beebe Jr.	12	43	0	43	0	15	3.6
Jacob Zeno	7	16	7	9	0	6	1.3
Amare Thomas	1	5	0	5	0	5	5.0
Totals:	35	126	7	119	0	15	3.4

PASSING	Comp.	Att.	Int	Yds	TDs	Long	Sack
Jacob Zeno	23	32	1	235	3	34	1

RECEIVING	Targets	No.	Yds	YAC	TD	Long
Amare Thomas	8	5	56	32	1	34
Kam Shanks	5	5	31	29	1	15
Lee Beebe Jr.	6	4	49	50	0	29
Dallas Payne	5	3	33	20	1	21
Isaiah Jacobs	2	2	12	18	0	6
Brandon Hawkins Jr.	1	1	23	27	0	23
Bryce Damous	1	1	12	13	0	12
Terrell McDonald	1	1	10	10	0	10
Malachi Holt-Bennett	1	1	9	0	0	9
Ryan Peppins	1	0	0	0	0	0
Xavier Daisy	1	0	0	0	0	0
Totals:	32	23	235	199	3	34

PUNTING	No.	Yds	Avg.	Long	I20	TB
Patrick Foley	3	117	39.0	44	1	0

FIELD GOALS	Made	Att.	Long	Kicks
Jonah Delange	2	2	27	27,23

ARKANSAS

RUSHING	Att.	Gain	Lost	Net	TD	Long	Avg.
Ja'Quinden Jackson	15	149	2	147	1	28	9.8
Taylen Green	17	114	18	96	2	14	5.6
Rodney Hill	3	23	0	23	0	13	7.7
Braylen Russell	1	2	0	2	1	2	2.0
TEAM	2	0	2	-2	0	0	-1.0
Totals:	38	288	22	266	4	28	7.0

PASSING	Comp.	Att.	Int	Yds	TDs	Long	Sack
Taylen Green	11	26	1	161	0	29	3

RECEIVING	Targets	No.	Yds	YAC	TD	Long
Andrew Armstrong	13	8	137	42	0	29
Isaiah Sategna	3	2	16	13	0	8
Ja'Quinden Jackson	1	1	8	16	0	8
Tyrone Broden	6	0	0	0	0	0
Luke Hasz	1	0	0	0	0	0
CJ Brown	1	0	0	0	0	0
Rodney Hill	1	0	0	0	0	0
Totals:	26	11	161	71	0	29

PUNTING	No.	Yds	Avg.	Long	I20	TB
--						

FIELD GOALS	Made	Att.	Long	Kicks
Kyle Ramsey	3	4	51	28,51,45x,40

GAME 4 ||| at AUBURN

Arkansas (3-1, 1-0) 24
 Auburn (2-2, 0-1) 14

Sept. 21, 2024 | Auburn, Ala.
 Jordan-Hare Stadium | Time: 2:30 | Attendance: 88,043
 TV: ESPN > Mark Jones (PBP), Roddy Jones (Analyst), Quint Kessenich (Sideline)

SCORING SUMMARY

	1st	2nd	3rd	4th	Final
Arkansas	0	7	7	10	24
Auburn	0	0	7	7	14

QTR. TEAM SCORING PLAY

- 2nd ARK J.Jackson 1-yd rush (K.Ramsey kick), 15-81, 07:05
- 3rd AUB K.Lambert-Smith 10-yd pass from P.Thorne (T.McGough kick), 6-77, 02:48
- 3rd ARK I.Sategna 58-yd pass from T.Green (K.Ramsey kick), 9-75, 03:41
- 4th ARK K.Ramsey 43-yd FG, 8-20, 03:01
- 4th AUB K.Lambert-Smith 67-yd pass from P.Thorne (T.McGough kick), 4-75, 02:07
- 4th ARK J.Jackson 1-yd rush (K.Ramsey kick), 12-75, 06:12

TEAM STATISTICS

	ARKANSAS	AUBURN
FIRST DOWNS	21	17
RUSHES-YARDS (NET)	55-183	26-146
PASSING YDS (NET)	151	285
Passes Comp-Att-Int.	12-28-2	20-35-4
TOTAL OFFENSE PLAYS-YARDS	83-334	61-431
Fumble Returns-Yards	0-0	0-0
Punt Returns-Yards	0-0	2-1
Kickoff Returns-Yards	0-0	3-61
Interception Returns-Yards	4-31	2-33
Punts (Number-Avg)	3-49.7	3-44.0
Fumbles-Lost	1-0	1-1
Penalties-Yards	4-20	5-45
Possession Time	36:36	23:24
Third-Down Conversions	9-19	5-11
Fourth-Down Conversions	2-4	1-3
Red-Zone Scores-Chances	2-4	1-1
Sacks By: Number-Yards	2-10	3-27



DB TJ METCALF led a takeaway party in the win at Auburn as the defense recorded five takeaways with four interceptions and a forced fumble. Metcalf picked off two passes and forced a fumble.

ARKANSAS

RUSHING	Att.	Gain	Lost	Net	TD	Long	Avg.
Taylen Green	18	118	38	80	0	22	4.4
Ja'Quinden Jackson	22	80	5	75	2	10	3.4
Braylen Russell	9	22	0	22	0	14	2.4
Rodney Hill	3	14	0	14	0	7	4.7
Malachi Singleton	1	0	0	0	0	0	0.0
TEAM	2	0	8	-8	0	0	-4.0
Totals:	55	234	51	183	2	22	3.3

PASSING	Comp.	Att.	Int	Yds	TDs	Long	Sack
Taylen Green	12	27	2	151	1	58	3
Malachi Singleton	0	1	0	0	0	0	0
Totals:	12	28	2	151	1	58	3

RECEIVING	Targets	No.	Yds	YAC	TD	Long
Andrew Armstrong	10	5	47	11	0	18
Isaiah Sategna	3	3	85	19	1	58
Braylen Russell	1	1	7	1	0	7
Rodney Hill	2	1	7	3	0	7
Luke Hasz	2	1	3	3	0	3
Ty Washington	1	1	2	4	0	2
Tyrone Broden	3	0	0	0	0	0
Isaac TeSlaa	1	0	0	0	0	0
CJ Brown	1	0	0	0	0	0
Var'Keyes Gumms	1	0	0	0	0	0
Totals:	25	12	151	41	1	58

PUNTING	No.	Yds	Avg.	Long	I20	TB
Devin Bale	3	149	49.7	53	0	0

FIELD GOALS	Made	Att.	Long	Kicks
Kyle Ramsey	1	2	43	41x,43

AUBURN

RUSHING	Att.	Gain	Lost	Net	TD	Long	Avg.
Jarquez Hunter	12	67	0	67	0	24	5.6
Damari Alston	3	38	0	38	0	36	12.7
Hank Brown	2	12	0	12	0	9	6.0
Payton Thorne	5	20	10	10	0	12	2.0
Malcolm Simmons	2	8	0	8	0	5	4.0
Oscar Chapman	1	6	0	6	0	6	6.0
Jeremiah Cobb	1	5	0	5	0	5	5.0
Totals:	26	156	10	146	0	36	5.6

PASSING	Comp.	Att.	Int	Yds	TDs	Long	Sack
Payton Thorne	13	22	1	213	2	67	2
Hank Brown	7	13	3	72	0	25	0
Totals:	20	35	4	285	2	67	2

RECEIVING	Targets	No.	Yds	YAC	TD	Long
KeAndre Lambert-Smith	10	5	156	90	2	67
Malcolm Simmons	6	5	44	16	0	18
Rivaldo Fairweather	7	4	40	5	0	25
Cam Coleman	4	2	15	7	0	13
Robert Lewis	3	1	13	0	0	13
Camden Brown	1	1	11	1	0	11
Perry Thompson	1	1	9	10	0	9
Damari Alston	1	1	-3	0	0	0
Sam Jackson V	1	0	0	0	0	0
Jarquez Hunter	1	0	0	0	0	0
Totals:	35	20	285	129	2	67

PUNTING	No.	Yds	Avg.	Long	I20	TB
Oscar Chapman	3	132	44.0	49	1	0

FIELD GOALS	Made	Att.	Long	Kicks
--				

Game 5: Texas A&M

ARKANSAS RAZORBACKS / ALL THROUGH SATURDAY, SEPTEMBER 21, 2024

WON 3, LOST 1				
08/29	W	70-0	Ark.-Pine Bluff	40,127
09/07	L	31-39 (2OT)	at Oklahoma St.	52,202
09/14	W	37-27	UAB	75,021
09/21	W	24-14	at Auburn	88,043

2024 TEAM STATISTICS			ARKANSAS	OPP.
FIRST DOWNS			117	70
Rushing			59	15
Passing			51	47
Penalty			7	8
Third Down-Made/Att			36/59	16/52
Third Down Efficiency			61.0%	30.8%
Fourth Down-Made/Att			3/7	5/8
Fourth Down Efficiency			42.9%	62.5%
TOTAL NET YARDS			2,096	1,300
Avg. Per Game			524.0	325.0
Total Plays			165	103
Avg. Per Play			12.7	12.6
NET YARDS RUSHING			960	331
Avg. Per Game			240.0	82.8
Total Rushes			173	110
Avg. Per Rush			5.5	3.0
NET YARDS PASSING			1,136	969
Avg. Per Game			284.0	242.3
Sacked/Yards Lost			9/68	7/50
Gross Yards			1,204	1,019
Attempts/Completions			137/77	138/81
Pct. of Completion			56.2%	58.7%
Had Intercepted			4	6
PUNTS/AVERAGE			6/47.7	20/37.5
Net Punting Average			47.7	37.5
PUNT RETURN/AVG.			3/11.3	3/7.5
KICKOFF RETURN/AVG.			4/20.5	7/19.6
INTERCEPTION RETURN/AVG.			4/13.5	6/24.3
PENALTIES/YARDS			23/204	26/249
FUMBLES/BALL LOST			8/2	2/1
TOUCHDOWNS			21	9
Rushing			17	2
Passing			4	6
Returns			0	1
EXTRA POINTS/ATTEMPTS			21/21	7/7
TWO POINT CONVERSION/ATT.			0/0	2/2
FIELD GOALS/ATTEMPTS			5/9	5/6
AVG. TIME OF POSSESSION			00:00	00:00

* SCORE BY PERIODS	Q1	Q2	Q3	Q4	OT	PTS
TEAM	45	52	21	44	0	162
OPPONENTS	10	17	13	32	0	80

SCORING	TD	RU	PA	RT	K-PAT	FG	2PT	S	PTS
J. Jackson	8	8	0	0	0/0	0/0	0	0	48
K. Ramsey	0	0	0	0	21/21	5/9	0	0	36
T. Green	4	4	0	0	0/0	0/0	0	0	24
B. Russell	2	2	0	0	0/0	0/0	0	0	12
T. Broden	1	0	1	0	0/0	0/0	0	0	6
L. Hasz	1	0	1	0	0/0	0/0	0	0	6
R. Hill	1	1	0	0	0/0	0/0	0	0	6
T. Reed Jr.	1	1	0	0	0/0	0/0	0	0	6
I. Sategna	1	0	1	0	0/0	0/0	0	0	6
M. Singleton	1	1	0	0	0/0	0/0	0	0	6
T. Washington	1	0	1	0	0/0	0/0	0	0	6
TEAM	21	17	4	0	21/21	5/9	0	0	162
OPPONENTS	9	2	6	1	9/9	5/6	2	0	80

SACKS: E. Gregory 1.0, S. Dix, Jr. 1.0, B. Spence 1.0, X. Sorey 1.0, N. Davillier 1.0, B. Shaw 1.0, D. Slaughter 1.0, **TM** 7.0, **OPP** 9.0 **FUM/LOST**: J. Jackson 2/1, T. Green 2/0, I. Sategna 1/1, M. Singleton 1/0, **TM** 6/2, **OPP** 2/1

* PASSING	ATT	CMP	YDS	CMP%	YDS/ATT	TD	TD%	INT	INT%	LONG	SACK	LOST	RATING
T. Green	121	65	957	53.7	7.9	4	3.3	4	3.3	58	9	68	77.0
M. Singleton	11	8	120	72.7	10.9	0	0.0	0	0.0	28	0	0	108.1
K. Jackson	4	4	59	100.0	14.8	0	0.0	0	0.0	18	0	0	118.8
TEAM	136	77	1,136	56.6	8.4	4	2.9	58	42.6	58	9	68	54.3
OPPONENTS	138	81	969	58.7	7.0	6	4.3	70	50.7	70	7	50	55.2

* RUSHING	NO.	YDS	AVG	LONG	TD
J. Jackson	69	472	6.8	46	8
T. Green	59	325	5.5	36	4
R. Hill	14	71	5.1	13	1
B. Russell	13	47	3.6	14	2
T. Reed Jr.	5	28	5.6	10	1
R. Dubinion	3	15	5.0	7	0
M. Singleton	4	6	1.5	4	1
J. Anthony	1	3	3.0	3	0
K. Jackson	1	3	3.0	3	0
TEAM	169	970	5.7	46	17
OPPONENTS	110	331	3.0	36	2

* RECEIVING	TAR	NO.	YDS	AVG	LONG	TD
* INTERCEPTIONS						
T. Metcalf	3	44	14.7	23	0	
J. Johnson	1	10	10.0	10	0	
D. Slaughter	1	0	0.0	0	0	
J. Singletary	1	0	0.0	0	0	
TEAM	6	54	9.0	23	0	
OPPONENTS	4	146	36.5	73	1	

* FUMBLES	FUM	LST	FF	REC	TD
J. Jackson	2	1	0	0	0
I. Sategna	1	1	0	0	0
S. Dix, Jr.	0	0	0	1	0
M. Singleton	1	0	0	0	0
T. Green	2	0	0	0	0
TEAM	6	2	0	1	0
OPPONENTS	2	1	0	0	0

* PUNTING	NO.	YDS	AVG	NET	TB	IN	LG	B
D. Bale	6	286	47.7	47.7	0	3	57	0
TEAM	6	286	47.7	47.7	0	3	57	0
OPPONENTS	20	749	37.5	37.5	0	7	49	0

* PUNT RETURNS	RET	FC	YDS	AVG	LONG	TD
I. Sategna	3	0	34	11.3	33	0
D. Bale	0	1	0	0.0	0	0
TEAM	3	1	34	11.3	33	0
OPPONENTS	3	9	5	1.7	4	0

* KICKOFF RETURNS	NO.	YDS	AVG	LONG	TD
I. Sategna	2	46	23.0	30	0
M. Harrison	1	20	20.0	20	0
R. Hill	1	16	16.0	16	0
TEAM	4	82	20.5	30	0
OPPONENTS	7	137	19.6	27	0

* FIELD GOALS	1-19	20-29	30-39	40-49	50+
K. Ramsey	0/0	1/1	0/0	3/7	1/1
C. Von Der Meden	0/0	0/0	0/0	0/0	0/0
TEAM	0/0	1/1	0/0	3/7	1/1
OPPONENTS	0/0	2/2	2/2	1/2	0/0

K. Ramsey: () (41-, 45G, 46-,) (28G, 51G, 45-, 40G-,) (41-, 43G-,) C. Von Der Meden: () () ()
OPP: (45G, 35G, 38G, 41-) (27G, 23G)

2-PT Conv: **TM** 0-0, **OPP** 2-2

Game 5: Texas A&M

2024 ALL ARKANSAS RAZORBACKS DEFENSIVE STATS

POS.	#	PLAYER	TKL.	AST.	TOTAL	TFL	SACKS/YDS.	PR	FR	FF	INT./YDS.	PD
DB	18	T. Metcalf	17	8	25	0	0.0/0.0	0	0	1	3/88	2
LB	10	X. Sorey	12	13	25	3	1.0/5.0	0	0	0	0/0	0
DB	3	D. Slaughter	15	7	22	2	1.0/6.0	0	0	0	1/0	3
DB	8	J. Johnson	10	8	18	2	0.0/0.0	0	0	0	1/20	2
LB	14	S. Dix, Jr.	9	7	16	2	1.0/9.0	0	1	0	0/0	1
LB	22	B. Spence	6	9	15	2	1.0/7.0	0	0	0	0/0	0
DL	5	C. Ball	8	4	12	0	0.0/0.0	0	0	0	0/0	0
DL	50	E. Gregory	4	7	11	2	1.0/6.0	1	0	0	0/0	0
DL	0	N. Davillier	3	8	11	2	1.0/4.0	2	0	0	0/0	0
DL	40	L. Jackson	7	3	10	1	0.0/0.0	2	0	0	0/0	2
LB	25	A. Switzer	6	4	10	1	0.0/0.0	0	0	0	0/0	0
DB	15	J. Singletary	4	3	7	0	0.0/0.0	0	0	0	1/0	1
DB	1	K. Stewart	4	3	7	0	0.0/0.0	0	0	0	0/0	1
DE	4	A. Juncaj	4	2	6	1	0.0/0.0	0	0	0	0/0	0
DB	13	M. Robinson	1	4	5	0	0.0/0.0	0	0	0	0/0	2
DL	93	K. Rose	1	3	4	1	0.0/0.0	0	0	0	0/0	0
DL	95	I. Geffrard	2	1	3	2	0.0/0.0	0	0	0	0/0	0
LB	7	B. Shaw	2	1	3	1	1.0/13.0	1	0	0	0/0	0
DB	27	A. Johnson	2	0	2	0	0.0/0.0	0	0	0	0/0	0
LS	30	A. Ngo	2	0	2	0	0.0/0.0	0	0	0	0/0	0
DL	97	Q. Rhodes Jr.	0	2	2	0	0.0/0.0	3	0	0	0/0	0
P	37	D. Bale	1	0	1	0	0.0/0.0	0	0	0	0/0	0
LB	43	B. Both	1	0	1	0	0.0/0.0	0	0	0	0/0	0
DL	9	C. Collins	1	0	1	0	0.0/0.0	0	0	0	0/0	0
QB	10	T. Green	1	0	1	0	0.0/0.0	0	0	0	0/0	0
DB	19	D. Young	1	0	1	0	0.0/0.0	0	0	0	0/0	0
LB	23	C. Dean	0	1	1	0	0.0/0.0	0	0	0	0/0	0
LB	30	L. Worth	0	1	1	0	0.0/0.0	0	0	0	0/0	0
DB	11	J. Braxton	0	0	0	0	0.0/0.0	0	0	0	0/0	2
DB	2	S. Bridges	0	0	0	0	0.0/0.0	0	0	0	0/0	1
DB	17	H. Clark	0	0	0	0	0.0/0.0	0	0	0	0/0	1
DB	39	A. McCowan	0	0	0	0	0.0/0.0	0	0	0	0/0	1
Arkansas TOTALS			124	99	223	22	7.0/50.0	9	1	1	6/108	19
Opp. TOTALS			151	134	285	25	9.0/68.0	23	1	1	4/292	23

Ast.=Assist, TFL=Tackle for a Loss, PR=Pressures, Int.=Interception, FR=Fumble Recovery, FF=Forced Fumble, PD=Pass Defense

DEFENSIVE STATS BY RANK

SACKS		INTERCEPTIONS		TACKLES FOR LOSS		PASSES DEFENSED		PRESSURES	
PLAYER	NO.	PLAYER	NO.	PLAYER	NO.	PLAYER	NO.	PLAYER	NO.
N. Davillier	1.0	T. Metcalf	3	X. Sorey	3	D. Slaughter	3	Q. Rhodes Jr.	3
S. Dix, Jr.	1.0	J. Johnson	1	N. Davillier	2	J. Braxton	2	N. Davillier	2
E. Gregory	1.0	J. Singletary	1	S. Dix, Jr.	2	L. Jackson	2	L. Jackson	2
B. Shaw	1.0	D. Slaughter	1	I. Geffrard	2	J. Johnson	2	E. Gregory	1
D. Slaughter	1.0			E. Gregory	2	T. Metcalf	2	B. Shaw	1
X. Sorey	1.0			J. Johnson	2	M. Robinson	2		
B. Spence	1.0			D. Slaughter	2	S. Bridges	1		
				B. Spence	2	H. Clark	1		
				L. Jackson	1	S. Dix, Jr.	1		
				A. Juncaj	1	A. McCowan	1		
				K. Rose	1	J. Singletary	1		
				B. Shaw	1	K. Stewart	1		
				A. Switzer	1				

2024 REGULAR SEASON INDIVIDUAL SINGLE-GAME HIGHS

		SCORING	
POINTS		<i>(non kicker)</i>	
Arkansas:	18	Ja'Quinden Jackson at Oklahoma St.	09/07
Opponents:	12	2 times (Last: KeAndre Lambert-Smith at Auburn)	09/21

		RUSHING	
ATTEMPTS			
Arkansas:	24	Ja'Quinden Jackson at Oklahoma St.	09/07
Opponents:	17	Ollie Gordon II at Oklahoma St.	09/07

YARDS			
Arkansas:	149	Ja'Quinden Jackson at Oklahoma St.	09/07
Opponents:	67	Jarquez Hunter at Auburn	09/21

TOUCHDOWNS			
Arkansas:	3	Ja'Quinden Jackson at Oklahoma St.	09/07
Opponents:	1	2 times (Last: Ollie Gordon II/Brennan Presley at Oklahoma St.)	09/07

		PASSING	
ATTEMPTS			
Arkansas:	45	Taylen Green at Oklahoma St.	09/07
Opponents:	48	Alan Bowman at Oklahoma St.	09/07

COMPLETIONS			
Arkansas:	26	Taylen Green at Oklahoma St.	09/07
Opponents:	27	Alan Bowman at Oklahoma St.	09/07

YARDS			
Arkansas:	416	Taylen Green at Oklahoma St.	09/07
Opponents:	326	Alan Bowman at Oklahoma St.	09/07

COMPLETIONS PCT.			
Arkansas:	100	KJ Jackson vs. Ark.-Pine Bluff	08/29
Opponents:	71.9	Jacob Zeno vs. UAB	09/14

TOUCHDOWNS			
Arkansas:	2	Taylen Green vs. Ark.-Pine Bluff	08/29
Opponents:	3	Jacob Zeno vs. UAB	09/14

INTERCEPTIONS			
Arkansas:	2	Taylen Green at Auburn	09/21
Opponents:	3	Hank Brown at Auburn	09/21

		RECEIVING	
RECEPTIONS			
Arkansas:	10	Andrew Armstrong at Oklahoma St.	09/07
Opponents:	9	Brennan Presley at Oklahoma St.	09/07

YARDS			
Arkansas:	164	Andrew Armstrong at Oklahoma St.	09/07
Opponents:	156	KeAndre Lambert-Smith at Auburn	09/21

TOUCHDOWNS			
Arkansas:	1	3 times (Last: Isaiah Sategna at Auburn)	09/21
Opponents:	2	KeAndre Lambert-Smith at Auburn	09/21

		INTERCEPTIONS	
INTERCEPTIONS			
Arkansas:	2	TJ Metcalf at Auburn	09/21
Opponents:	1	4 times (Last: Kayin Lee/Sylvester Smith at Auburn)	09/21

YARDS			
Arkansas:	23	TJ Metcalf vs. UAB	09/14
Opponents:	73	Kale Smith at Oklahoma St.	09/07

LONGEST			
Arkansas:	23	TJ Metcalf vs. UAB	09/14
Opponents:	73	Kale Smith at Oklahoma St.	09/07

TOUCHDOWNS			
Arkansas:	None		
Opponents:	1	Kale Smith at Oklahoma St.	09/07

		PUNT RETURNS	
RETURNS			
Arkansas:	1	3 times (Last: Isaiah Sategna vs. UAB)	09/14
Opponents:	2	Keionte Scott at Auburn	09/21

FAIR CATCHES			
Arkansas:	1	Devin Bale at Oklahoma St.	09/07
Opponents:	3	Oscar Chapman at Auburn	09/21

YARDS			
Arkansas:	33	Isaiah Sategna vs. Ark.-Pine Bluff	08/29
Opponents:	4	Brennan Presley at Oklahoma St.	09/07

LONGEST			
Arkansas:	33	Isaiah Sategna vs. Ark.-Pine Bluff	08/29
Opponents:	4	Brennan Presley at Oklahoma St.	09/07

TOUCHDOWNS			
Arkansas:	None		
Opponents:	None		

		KICKOFF RETURNS	
RETURNS			
Arkansas:	1	4 times (Last: Monte Harrison/Rodney Hill vs. UAB)	09/14
Opponents:	3	Jeremiah Cobb at Auburn	09/21

YARDS			
Arkansas:	30	Isaiah Sategna vs. Ark.-Pine Bluff	08/29
Opponents:	61	Jeremiah Cobb at Auburn	09/21

LONGEST			
Arkansas:	30	Isaiah Sategna vs. Ark.-Pine Bluff	08/29
Opponents:	27	Jeremiah Cobb at Auburn	09/21

TOUCHDOWNS			
Arkansas:	None		
Opponents:	None		

2024 REGULAR SEASON RAZORBACKS INDIVIDUAL SINGLE-GAME HIGHS

Touchdowns	3	Ja'Quinden Jackson	at Oklahoma St.	09/07
Passes Attempted	45	Taylen Green	at Oklahoma St.	09/07
Passes Completed	26	Taylen Green	at Oklahoma St.	09/07
Completion Percentage	69.5	Taylen Green	vs. Ark.-Pine Bluff	08/29
Passing Yards	416	Taylen Green	at Oklahoma St.	09/07
Yards Per Attempt	12.0	Malachi Singleton	vs. Ark.-Pine Bluff	08/29
Touchdown Passes	2	Taylen Green	vs. Ark.-Pine Bluff	08/29
Pass Receptions	10	Andrew Armstrong	at Oklahoma St.	09/07
Receiving Yards	164	Andrew Armstrong	at Oklahoma St.	09/07
Touchdown Receptions	1	Isaiah Sategna	at Auburn	09/21
		Luke Hasz	at Oklahoma St.	09/07
		Tyrone Broden	vs. Ark.-Pine Bluff	08/29
		Ty Washington	vs. Ark.-Pine Bluff	08/29
Rushing Yards	149	Ja'Quinden Jackson	at Oklahoma St.	09/07
Rushing Attempts	24	Ja'Quinden Jackson	at Oklahoma St.	09/07
Rushing Average	12.6	Ja'Quinden Jackson	vs. Ark.-Pine Bluff	08/29
Rushing Touchdowns	3	Ja'Quinden Jackson	at Oklahoma St.	09/07
Yards From Scrimmage	170	Ja'Quinden Jackson	at Oklahoma St.	09/07
Combined Net Yards	170	Ja'Quinden Jackson	at Oklahoma St.	09/07
Interceptions Made	2	TJ Metcalf	at Auburn	09/21
Interceptions Thrown	2	Taylen Green	at Auburn	09/21
INT Return Yards	23	TJ Metcalf	vs. UAB	09/14
Tackles	13	Xavian Sorey	at Oklahoma St.	09/07
Sacks	1.0	Nico Davillier	at Auburn	09/21
		Doneiko Slaughter	at Auburn	09/21
		Brad Spence	vs. UAB	09/14
		Stephen Dix, Jr.	vs. Ark.-Pine Bluff	08/29
		Eric Gregory	vs. Ark.-Pine Bluff	08/29
		Bradley Shaw	vs. Ark.-Pine Bluff	08/29
		Xavian Sorey	vs. Ark.-Pine Bluff	08/29
Punts	3	Devin Bale	at Auburn	09/21
		Devin Bale	at Oklahoma St.	09/07
Punts Inside the 20	3	Devin Bale	at Oklahoma St.	09/07
Punting Average	49.6	Devin Bale	at Auburn	09/21
Punt Returns	1	Isaiah Sategna	vs. UAB	09/14
		Isaiah Sategna	at Oklahoma St.	09/07
		Isaiah Sategna	vs. Ark.-Pine Bluff	08/29
Punt Return Yards	33	Isaiah Sategna	vs. Ark.-Pine Bluff	08/29
Kickoff Returns	1	Monte Harrison	vs. UAB	09/14
		Rodney Hill	vs. UAB	09/14
		Isaiah Sategna	at Oklahoma St.	09/07
		Isaiah Sategna	vs. Ark.-Pine Bluff	08/29
Kickoff Return Yards	30	Isaiah Sategna	vs. Ark.-Pine Bluff	08/29
Field Goals Attempted	4	Kyle Ramsey	vs. UAB	09/14
Field Goals Made	3	Kyle Ramsey	vs. UAB	09/14

2024 REGULAR SEASON ARKANSAS RAZORBACKS LONGEST PLAYS

Run From Scrimmage	46	Ja'Quinden Jackson	vs. Ark.-Pine Bluff	08/29
Passing Long	58	Taylen Green	at Auburn	09/21
Pass Reception	58	Isaiah Sategna	at Auburn	09/21
Interception Return	23	TJ Metcalf	vs. UAB	09/14
Punt Return	33	Isaiah Sategna	vs. Ark.-Pine Bluff	08/29
Kickoff Return	30	Isaiah Sategna	vs. Ark.-Pine Bluff	08/29
Punt	57	Devin Bale	at Oklahoma St.	09/07
Field Goal	51	Kyle Ramsey	vs. UAB	09/14
Field Goal Attempt	51	Kyle Ramsey	vs. UAB	09/14

Game 5: Texas A&M

2024 REGULAR SEASON OPPONENTS INDIVIDUAL SINGLE-GAME HIGHS

Touchdowns	2	KeAndre Lambert-Smith	at Auburn	09/21
		Brennan Presley	at Oklahoma St.	09/07
Passes Attempted	48	Alan Bowman	at Oklahoma St.	09/07
Passes Completed	27	Alan Bowman	at Oklahoma St.	09/07
Completion Percentage	71.8	Jacob Zeno	vs. UAB	09/14
Passing Yards	326	Alan Bowman	at Oklahoma St.	09/07
Yards Per Attempt	9.7	Payton Thorne	at Auburn	09/21
Touchdown Passes	3	Jacob Zeno	vs. UAB	09/14
Pass Receptions	9	Brennan Presley	at Oklahoma St.	09/07
Receiving Yards	156	KeAndre Lambert-Smith	at Auburn	09/21
Touchdown Receptions	2	KeAndre Lambert-Smith	at Auburn	09/21
Rushing Yards	67	Jarquez Hunter	at Auburn	09/21
Rushing Attempts	17	Ollie Gordon II	at Oklahoma St.	09/07
Rushing Touchdowns	1	Ollie Gordon II	at Oklahoma St.	09/07
		Brennan Presley	at Oklahoma St.	09/07
Yards From Scrimmage	156	KeAndre Lambert-Smith	at Auburn	09/21
Combined Net Yards	156	KeAndre Lambert-Smith	at Auburn	09/21
Interceptions Made	1	Kayin Lee	at Auburn	09/21
		Sylvester Smith	at Auburn	09/21
		Michael Moore	vs. UAB	09/14
		Kale Smith	at Oklahoma St.	09/07
Interceptions Thrown	3	Hank Brown	at Auburn	09/21
INT Return Yards	73	Kale Smith	at Oklahoma St.	09/07
Tackles	17	Trey Rucker	at Oklahoma St.	09/07
Sacks	2.0	Obi Ezeigbo	at Oklahoma St.	09/07
Punts	7	Shea Yurkins	vs. Ark.-Pine Bluff	08/29
Punts Inside the 20	2	Jeremy Baker	vs. Ark.-Pine Bluff	08/29
Punting Average	44.0	Oscar Chapman	at Auburn	09/21
Punt Returns	2	Keionte Scott	at Auburn	09/21
Punt Return Yards	4	Brennan Presley	at Oklahoma St.	09/07
Kickoff Returns	3	Jeremiah Cobb	at Auburn	09/21
Kickoff Return Yards	61	Jeremiah Cobb	at Auburn	09/21
Field Goals Attempted	4	Logan Ward	at Oklahoma St.	09/07
Field Goals Made	3	Logan Ward	at Oklahoma St.	09/07

2024 REGULAR SEASON OPPONENTS LONGEST PLAYS

Run From Scrimmage	36	Damari Alston	at Auburn	09/21
Passing Long	67	Payton Thorne	at Auburn	09/21
Pass Reception	67	KeAndre Lambert-Smith	at Auburn	09/21
Interception Return	73	Kale Smith	at Oklahoma St.	09/07
Punt Return	4	Brennan Presley	at Oklahoma St.	09/07
Kickoff Return	27	Jeremiah Cobb	at Auburn	09/21
Punt	49	Oscar Chapman	at Auburn	09/21
Field Goal	45	Logan Ward	at Oklahoma St.	09/07
Field Goal Attempt	38	Logan Ward	at Oklahoma St.	09/07

Game 5: Texas A&M

GAMES WITH A RECEPTION

PLAYER	2020	2021	2022	2023	2024	CAREER
Jordan Anthony	--	--	--	1	1	2
Andrew Armstrong	--	7	11	12	3	33
Devin Bale	--	--	1	--	--	1
Tyrone Broden	4	9	12	8	2	35
Khafre Brown	10	1	4	10	1	26
Rashod Dubinion	--	--	7	7	1	15
Shamar Easter	--	--	--	--	1	1
Var'Keyes Gumms	--	--	13	3	--	16
Monte Harrison	--	--	--	--	1	1
Luke Hasz	--	--	--	5	3	8
Rodney Hill	--	--	--	4	3	7
Ja'Quinden Jackson	--	--	1	6	3	10
Krosse Johnson	--	--	--	--	1	1
Anton Juncaj	--	--	--	1	--	1
Andreas Paaske	--	--	7	3	--	10
Braylen Russell	--	--	--	--	1	1
Isaiah Sategna	--	--	2	9	4	15
Bryce Stephens	--	1	6	--	--	7
Isaac TeSlaa	3	11	11	12	2	39
Ty Washington	--	--	1	4	2	7

5+ RECEPTIONS

PLAYER	2020	2021	2022	2023	2024	CAREER
Andrew Armstrong	--	--	7	4	3	14
Tyrone Broden	--	3	1	--	--	4
Khafre Brown	--	--	--	1	--	1
Rashod Dubinion	--	--	--	1	--	1
Var'Keyes Gumms	--	--	1	--	--	1
Luke Hasz	--	--	--	1	--	1
Isaac TeSlaa	--	4	10	--	--	14
Ty Washington	--	--	--	1	--	1

20+ YARD RECEPTION

PLAYER	2020	2021	2022	2023	2024	CAREER
Jordan Anthony	--	--	--	--	1	1
Andrew Armstrong	--	4	8	9	2	23
Tyrone Broden	2	5	9	--	--	16
Khafre Brown	5	1	1	6	1	14
Rashod Dubinion	--	--	1	1	--	2
Var'Keyes Gumms	--	--	4	1	--	5
Luke Hasz	--	--	--	2	2	4
Rodney Hill	--	--	--	2	--	2
Andreas Paaske	--	--	3	1	--	4
Isaiah Sategna	--	--	--	2	3	5
Bryce Stephens	--	--	1	--	--	1
Isaac TeSlaa	1	5	10	3	2	21
Ty Washington	--	--	--	3	1	4

40+ YARD RECEPTION

PLAYER	2020	2021	2022	2023	2024	CAREER
Andrew Armstrong	--	2	5	2	--	9
Tyrone Broden	--	4	2	--	--	6
Khafre Brown	2	1	--	2	--	5
Var'Keyes Gumms	--	--	2	--	--	2
Luke Hasz	--	--	--	1	1	2
Rodney Hill	--	--	--	1	--	1
Andreas Paaske	--	--	1	--	--	1
Isaiah Sategna	--	--	--	--	1	1
Bryce Stephens	--	--	1	--	--	1
Isaac TeSlaa	1	3	8	--	--	12

100 YARDS RECEIVING

PLAYER	2020	2021	2022	2023	2024	CAREER
Andrew Armstrong	--	--	6	1	2	9
Tyrone Broden	--	2	--	--	--	2
Luke Hasz	--	--	--	1	--	1
Isaac TeSlaa	--	2	7	--	--	9

GAMES WITH MULTIPLE RECEIVING TDS

10+ YARD RUNS

PLAYER	2020	2021	2022	2023	2024	CAREER
Rashod Dubinion	--	--	8	3	--	11
Taylen Green	--	1	11	11	4	27
Rodney Hill	--	--	3	3	2	8
Ja'Quinden Jackson	--	1	8	9	4	22
Tyrell Reed Jr.	--	--	--	--	1	1
Braylen Russell	--	--	--	--	2	2
Isaiah Sategna	--	--	--	1	--	1
Matthew Shipley	--	--	1	1	--	2
Bryce Stephens	--	--	1	--	--	1

20+ YARD RUNS

PLAYER	2020	2021	2022	2023	2024	CAREER
Rashod Dubinion	--	--	1	--	--	1
Taylen Green	--	--	4	3	3	10
Ja'Quinden Jackson	--	--	5	4	3	12
Isaiah Sategna	--	--	--	1	--	1
Bryce Stephens	--	--	1	--	--	1

100 YARDS RUSHING

PLAYER	2020	2021	2022	2023	2024	CAREER
Rashod Dubinion	--	--	1	--	--	1
Taylen Green	--	--	3	--	--	3
Ja'Quinden Jackson	--	--	2	3	3	8

GAMES WITH MULTIPLE RUSHING TDS

PLAYER	2020	2021	2022	2023	2024	CAREER
Rashod Dubinion	--	--	2	--	--	2
Taylen Green	--	--	3	2	2	7
Ja'Quinden Jackson	--	--	2	1	3	6

GAMES WITH A RUSHING TD

PLAYER	2020	2021	2022	2023	2024	CAREER
Rashod Dubinion	--	--	3	1	--	4
Taylen Green	--	--	7	7	2	16
Rodney Hill	--	--	1	1	1	3
Ja'Quinden Jackson	--	1	6	3	4	14
Tyrell Reed Jr.	--	--	--	--	1	1
Braylen Russell	--	--	--	--	2	2

Game 5: Texas A&M

PLAYER	2020	2021	2022	2023	2024	CAREER
Andrew Armstrong	--	1	4	1	--	6
Tyrone Broden	--	2	1	--	--	3
Luke Hasz	--	--	--	1	--	1
Isaac TeSlaa	--	1	5	--	--	6
Ty Washington	--	--	--	1	--	1

GAMES WITH A RECEIVING TD

PLAYER	2020	2021	2022	2023	2024	CAREER
Andrew Armstrong	--	2	7	4	--	13
Tyrone Broden	--	3	6	3	1	13
Khafre Brown	2	1	--	5	--	8
Rashod Dubinion	--	--	1	1	--	2
Var'Keyes Gumms	--	--	5	--	--	5
Luke Hasz	--	--	--	2	1	3
Andreas Paaske	--	--	2	--	--	2
Isaiah Sategna	--	--	--	2	1	3
Bryce Stephens	--	--	1	--	--	1
Isaac TeSlaa	--	5	7	2	--	14
Ty Washington	--	--	1	1	1	3

Game 5: Texas A&M

2024 BIG YARDAGE GAMES 100-YARD PASS RECEIVERS

DATE	OPPONENT	PLAYER	REC.	YDS.	AVG.	LG	TD
9/7	at Oklahoma St.	Andrew Armstrong	10	164	16.4	35	0
9/14	UAB	Andrew Armstrong	8	137	17.1	29	0

100-YARD RUSHERS

DATE	OPPONENT	PLAYER	ATT.	YDS.	AVG.	LG	TD
8/29	Ark.-Pine Bluff	Ja'Quinden Jackson	8	101	12.6	46	2
9/7	at Oklahoma St.	Ja'Quinden Jackson	24	149	6.2	26	3
9/14	UAB	Ja'Quinden Jackson	15	147	9.8	28	1

300-YARD PASSERS

DATE	OPPONENT	PLAYER	ATT.	YDS.	COMP.	LG	TD
9/7	at Oklahoma St.	Taylen Green	45	416	26	43	1

2024 OPPONENTS BIG YARDAGE GAMES

100-YARD PASS RECEIVERS

DATE	OPPONENT	PLAYER	REC.	YDS.	AVG.	LG	TD
9/21	at Auburn	KeAndre Lambert-Smith	5	156	31.2	67	2

300-YARD PASSERS

DATE	OPPONENT	PLAYER	ATT.	YDS.	COMP.	LG	TD
9/7	at Oklahoma St.	Alan Bowman	48	326	27	63	1

2024 ARKANSAS ADVANCES

DATE	OPPONENT	RUSHES	COMPLETIONS	ADVANCES	OUTCOME
08/29	Ark.-Pine Bluff	33	28	61	W 70-0
09/07	at Oklahoma St.	47	26	73	L 39-31
09/14	UAB	38	11	49	W 37-27
09/21	at Auburn	55	12	67	W 24-14
09/27		--	--	--	--
10/04		--	--	--	--
10/18		--	--	--	--
10/25		--	--	--	--
11/01		--	--	--	--
11/16		--	--	--	--
11/22		--	--	--	--
11/29		--	--	--	--
TOTALS		173	77	250	

2024 OPPONENT ADVANCES

DATE	OPPONENT	RUSHES	COMPLETIONS	ADVANCES	OUTCOME
08/29	Ark.-Pine Bluff	23	11	34	W 70-0
09/07	at Oklahoma St.	26	27	53	L 39-31
09/14	UAB	35	23	58	W 37-27
09/21	at Auburn	26	20	46	W 24-14
09/27		--	--	--	--
10/04		--	--	--	--
10/18		--	--	--	--
10/25		--	--	--	--
11/01		--	--	--	--
11/16		--	--	--	--
11/22		--	--	--	--
11/29		--	--	--	--
TOTALS		110	81	191	

ARKANSAS RECORD WHEN:

Having 45 or more advances	3 - 1
Having 50 or more advances	2 - 1
Having less than 45 advances	0 - 0
Having less than 50 advances	1 - 0
Allowing 45 or more advances	2 - 1
Allowing 50 or more advances	1 - 1
Allowing less than 45 advances	1 - 0
Allowing less than 50 advances	2 - 0

NOTE: Advances equal to all rushing attempts plus completions.

Game 5: Texas A&M

2024 ALL ARKANSAS GAME-BY-GAME OFFENSE

	08/29 Ark	09/07 @ OkI	09/14 UAB	09/21 @ Aub	Totals
FIRST DOWNS					
Total	34	33	29	21	117
Rushing	12	15	18	14	59
Passing	22	18	6	5	51
Penalty	0	0	5	2	7
THIRD DOWNS					
Attempts	9	19	12	19	59
Converted	9	11	7	9	36
Percentage	100.0%	57.9%	58.3%	47.4%	61.0%
FOURTH DOWNS					
Attempts	0	2	1	4	7
Converted	0	0	1	2	3
Percentage	0	0.0%	100.0%	50.0%	42.9%
TOT. OFFENSE					
Net Yards	687	648	427	334	2,096
Plays	33	45	35	52	165
Avg./Play	20.8	14.4	12.2	6.4	12.7
RUSHING					
Net Yards	279	232	266	183	960
Rush. Att.	33	47	38	55	173
Avg./Att.	8.0	4.0	7.0	3.0	5.5
PASSING					
Net Yards	408	416	161	151	1,136
Attempts	37	46	26	28	137
Completions	28	26	11	12	77
Intercepted	0	1	1	2	4
Gross Yards	408	444	174	178	1,204
Sacked	0.0	3.0	3.0	3.0	9.0
Yards Lost	0	28	13	27	68
ADVANCES					
Rushes	33	47	38	55	173
Completions	28	26	11	12	77
Totals	61	73	49	67	250
Total Drives	32	41	34	33	140
PENALTIES					
Number	6	7	6	4	23
Yards	48	71	65	20	204
FUMBLES					
Number	2	4	1	1	8
Lost	0	2	0	0	2
PUNTING					
Yards	0	137	0	149	286
Punts	0	3	0	3	6
Net Avg.	0.0	44.0	0.0	49.0	46.8
Gross Avg.	0.0	45.0	0.0	49.0	47.7
SCORING					
Points	70	31	37	24	162
Q1	28	14	3	0	45
Q2	21	7	17	7	52
Q3	7	0	7	7	21
Q4	14	10	10	10	44
OT	0	0	0	0	0
TD Rushing	8	3	4	2	17
TD Passing	2	1	0	1	4
TD KO Returns	0	0	0	0	0
TD Punt Returns	0	0	0	0	0
TD Def. Returns	0	1	0	0	1
FG Attempts	0	3	4	2	9
FG Made	0	1	3	1	5
Safety	0	0	0	0	0
2-Pt Attempts	0	0	0	0	0
2-Pt Made	0	0	0	0	0
Time of Possession	32:14	36:13	27:21	36:35	132.4

Game 5: Texas A&M

2024 ALL TWO-POINT CONVERSIONS

ARKANSAS

DATE	OPPONENT	FIRST QUARTER	SECOND QUARTER	FIRST HALF	THIRD QUARTER	FOURTH QUARTER	SECOND HALF	OVERTIME	TOTAL
08/29	Ark.-Pine Bluff	28	21	49	7	14	21	--	70
09/07	at Oklahoma St.	14	7	21	0	10	10	0	31
09/14	UAB	3	17	20	7	10	17	--	37
09/21	at Auburn	0	7	7	7	10	17	--	24
09/27	at Texas A&M	--	--	--	--	--	--	--	--
10/04	Tennessee	--	--	--	--	--	--	--	--
10/18	LSU	--	--	--	--	--	--	--	--
10/25	at Mississippi St.	--	--	--	--	--	--	--	--
11/01	Ole Miss	--	--	--	--	--	--	--	--
11/16	Texas	--	--	--	--	--	--	--	--
11/22	Louisiana Tech	--	--	--	--	--	--	--	--
11/29	at Missouri	--	--	--	--	--	--	--	--
Totals		45	52	97	21	44	65	0	162

2024 ALL TWO-POINT CONVERSIONS

OPPONENTS

DATE	OPPONENT	FIRST QUARTER	SECOND QUARTER	FIRST HALF	THIRD QUARTER	FOURTH QUARTER	SECOND HALF	OVERTIME	TOTAL
08/29	Ark.-Pine Bluff	0	0	0	0	0	0	--	0
09/07	at Oklahoma St.	0	7	7	6	18	24	0	39
09/14	UAB	10	10	20	0	7	7	--	27
09/21	at Auburn	0	0	0	7	7	14	--	14
09/27	at Texas A&M	--	--	--	--	--	--	--	--
10/04	Tennessee	--	--	--	--	--	--	--	--
10/18	LSU	--	--	--	--	--	--	--	--
10/25	at Mississippi St.	--	--	--	--	--	--	--	--
11/01	Ole Miss	--	--	--	--	--	--	--	--
11/16	Texas	--	--	--	--	--	--	--	--
11/22	Louisiana Tech	--	--	--	--	--	--	--	--
11/29	at Missouri	--	--	--	--	--	--	--	--
Totals		10	17	27	13	32	45	0	80

Game 5: Texas A&M

ARKANSAS RAZORBACKS / ALL THROUGH SATURDAY, SEPTEMBER 21, 2024

RUSHING	SEASON									CAREER								
	GP	ATT	GAIN	LOSS	NET	AVG	TD	LG	AVG/G	GP	ATT	GAIN	LOSS	NET	AVG	TD	LG	AVG/G
J. Jackson	4	69	486	14	472	6.8	8	46	118.00	4	69	486	14	472	6.8	8	46	118.0
T. Green	4	59	424	99	325	5.5	4	36	81.25	4	59	424	99	325	5.5	4	36	81.3
R. Hill	4	14	73	2	71	5.1	1	13	17.75	4	14	73	2	71	5.1	1	13	17.8
B. Russell	4	13	47	0	47	3.6	2	14	11.75	4	13	47	0	47	3.6	2	14	11.8
T. Reed Jr.	1	5	28	0	28	5.6	1	10	28.00	1	5	28	0	28	5.6	1	10	28.0
R. Dubinion	1	3	15	0	15	5.0	0	7	15.00	23	154	620	58	562	3.6	6	26	24.4
M. Singleton	2	4	8	2	6	1.5	1	4	3.00	5	4	8	2	6	1.5	1	4	1.2
K. Jackson	1	1	3	0	3	3.0	0	3	3.00	1	1	3	0	3	3.0	0	3	3.0
J. Anthony	4	1	3	0	3	3.0	0	3	0.75	4	1	3	0	3	3.0	0	3	0.8
TEAM	4	169	1087	117	970	5.7	17	46	242.50									
OPPONENTS	4	110	399	68	331	3.0	2	36	82.75									

PASSING	SEASON									CAREER										
	GP	EFFIC	COMP	ATT	INT	PCT	YDS	TD	LG	AVG/G	GP	EFFIC	COMP	ATT	INT	PCT	YDS	TD	LG	AVG/G
T. Green	4	124.45	65	121	4	53.7	957	4	58	239.3	4	124.45	65	121	4	53.7	957	4	58	239.3
M. Singleton	2	164.36	8	11	0	72.7	120	0	28	60.0	5	164.36	8	11	0	72.7	120	0	28	24.0
K. Jackson	1	223.90	4	4	0	100.0	59	0	18	59.0	1	223.90	4	4	0	100.0	59	0	18	59.0
TEAM	4	130.61	77	136	4	56.6	1,136	4	58	284.0										
OPPONENTS	4	123.33	81	138	6	58.7	969	6	67	242.3										

RECEIVING	SEASON							CAREER						
	GP	NO.	YDS	AVG	TD	LG	AVG/G	GP	NO.	YDS	AVG	TD	LG	AVG/G
A. Armstrong	3	23	348	15.1	0	35	116.00	15	79	1112	14.1	5	48	74.1
I. Sategna	4	10	213	21.3	1	58	53.25	20	27	354	13.1	3	58	17.7
T. Broden	4	7	101	14.4	1	18	25.25	16	22	210	9.5	4	19	13.1
L. Hasz	4	6	91	15.2	1	43	22.75	9	22	344	15.6	4	59	38.2
R. Hill	4	6	32	5.3	0	10	8.00	4	6	32	5.3	0	10	8.0
J. Jackson	4	5	49	9.8	0	14	12.25	4	5	49	9.8	0	14	12.3
I. TeSlaa	4	4	85	21.3	0	32	21.25	16	38	436	11.5	2	36	27.3
J. Anthony	4	3	46	15.3	0	24	11.50	4	3	46	15.3	0	24	11.5
K. Brown	1	2	42	21.0	0	25	42.00	1	2	42	21.0	0	25	42.0
R. Dubinion	1	2	14	7.0	0	11	14.00	23	28	207	7.4	2	29	9.0
M. Harrison	4	2	29	14.5	0	18	7.25	4	2	29	14.5	0	18	7.3
K. Johnson	3	2	25	12.5	0	15	8.33	3	2	25	12.5	0	15	8.3
T. Washington	4	2	25	12.5	1	23	6.25	17	14	212	15.1	4	34	12.5
D. Dozier	1	1	13	13.0	0	13	13.00	5	2	27	13.5	1	14	5.4
S. Easter	2	1	16	16.0	0	16	8.00	5	1	16	16.0	0	16	3.2
B. Russell	4	1	7	7.0	0	7	1.75	4	1	7	7.0	0	7	1.8
TEAM	4	77	1,136	14.8	4	58	284.00							
OPPONENTS	4	81	969	12.0	6	67	242.25							

TOTAL OFFENSE	SEASON						CAREER					
	GP	PLAYS	RUSH	PASS	TOTAL	AVG/G	GP	PLAYS	RUSH	PASS	TOTAL	AVG/G
T. Green	4	180	325	957	1282	320.50	4	180	325	957	1282	320.5
J. Jackson	4	69	472	0	472	118.00	4	69	472	0	472	118.0
M. Singleton	2	15	6	120	126	63.00	5	15	6	120	126	25.2
R. Hill	4	14	71	0	71	17.75	4	14	71	0	71	17.8
B. Russell	4	13	47	0	47	11.75	4	13	47	0	47	11.8
K. Jackson	1	5	3	59	62	62.00	1	5	3	59	62	62.0
T. Reed Jr.	1	5	28	0	28	28.00	1	5	28	0	28	28.0
R. Dubinion	1	3	15	0	15	15.00	23	154	562	0	562	24.4
J. Anthony	4	1	3	0	3	0.75	4	1	3	0	3	0.8
TEAM	4	305	970	1136	2106	242.50						
OPPONENTS	4	248	331	969	1300	82.75						

SCORING	SEASON									CAREER								
	TD	FG	KICK	RUSH	RCV	PASS	DXP	SAF	PTS	TD	FG	KICK	RUSH	RCV	PASS	DXP	SAF	PTS
J. Jackson	8	--	--	--	--	--	--	--	48	8	--	--	--	--	--	--	--	48
K. Ramsey	--	5-9	21-21	--	--	--	--	--	36	--	5-9	21-21	--	--	--	--	--	36
T. Green	4	--	--	--	--	--	--	--	24	4	--	--	--	--	--	--	--	24
B. Russell	2	--	--	--	--	--	--	--	12	2	--	--	--	--	--	--	--	12
I. Sategna	1	--	--	--	--	--	--	--	6	4	--	--	0-1	--	--	--	--	24
T. Washington	1	--	--	--	--	--	--	--	6	4	--	--	--	--	--	--	--	24
L. Hasz	1	--	--	--	--	--	--	--	6	4	--	--	--	1	--	--	--	26
M. Singleton	1	--	--	--	--	--	--	--	6	1	--	--	--	--	--	--	--	6
R. Hill	1	--	--	--	--	--	--	--	6	1	--	--	--	--	--	--	--	6
T. Broden	1	--	--	--	--	--	--	--	6	4	--	--	--	--	--	--	--	24
T. Reed Jr.	1	--	--	--	--	--	--	--	6	1	--	--	--	--	--	--	--	6
TEAM	21	5-9	21-21	--	--	--	--	--	162									
OPPONENTS	9	5-6	7-7	--	2	--	--	--	80									

Game 5: Texas A&M

SEASON						CAREER					
PUNT RETURNS	NO.	YDS	AVG	TD	LG	NO.	YDS	AVG	TD	LG	
I. Sategna	3	34	11.3	0	33	18	214	11.9	1	88	
TEAM	3	34	11.3	0	33						
OPPONENTS	3	5	1.7	0	4						

SEASON						CAREER					
KICK RETURNS	NO.	YDS	AVG	TD	LG	NO.	YDS	AVG	TD	LG	
I. Sategna	2	46	23.0	0	30	25	546	21.8	0	36	
M. Harrison	1	20	20.0	0	20	1	20	20.0	0	20	
R. Hill	1	16	16.0	0	16	1	16	16.0	0	16	
TEAM	4	82	20.5	0	30						
OPPONENTS	7	137	19.6	0	27						

SEASON						CAREER					
INTERCEPTIONS	NO.	YDS	AVG	TD	LG	NO.	YDS	AVG	TD	LG	
T. Metcalf	3	44	14.7	0	23	3	44	14.7	0	23	
J. Johnson	1	10	10.0	0	10	2	10	5.0	0	10	
J. Singletary	1	0	0.0	0	0	1	0	0.0	0	0	
D. Slaughter	1	0	0.0	0	0	1	0	0.0	0	0	
TEAM	6	54	9.0	0	23						
OPPONENTS	4	146	36.5	1	73						

SEASON						CAREER					
FUMBLE RETURNS	NO.	YDS	AVG	TD	LG	NO.	YDS	AVG	TD	LG	
No Players											
TEAM	0	0	0	0	0						
OPPONENTS	0	0	0	0	0						

SEASON									CAREER								
ALL PURPOSE	GP	RUSH	RCV	PR	KR	IR	TOTAL	AVG/G	GP	RUSH	RCV	PR	KR	IR	TOTAL	AVG/G	
A. Armstrong	3	0	348	0	0	0	348	116.00	15	3	1,112	0	0	0	1,115	74.3	
J. Jackson	4	472	49	0	0	0	521	130.25	4	472	49	0	0	0	521	130.3	
I. Sategna	4	0	213	34	46	0	293	73.25	20	28	354	214	546	0	1,142	57.1	
T. Green	4	325	0	0	0	0	325	81.25	4	325	0	0	0	0	325	81.3	
I. TeSlaa	4	0	85	0	0	0	85	21.25	16	0	436	0	0	0	436	27.3	
J. Anthony	4	3	46	0	0	0	49	12.25	4	3	46	0	0	0	49	12.3	
K. Brown	1	0	42	0	0	0	42	42.00	1	0	42	0	0	0	42	42.0	
L. Hasz	4	0	91	0	0	0	91	22.75	9	0	344	0	0	0	344	38.2	
T. Broden	4	0	101	0	0	0	101	25.25	16	9	210	0	0	0	219	13.7	
R. Hill	4	71	32	0	16	0	119	29.75	4	71	32	0	16	0	119	29.8	
R. Dubinion	1	15	14	0	0	0	29	29.00	23	562	207	3	0	0	772	33.6	
M. Harrison	4	0	29	0	20	0	49	12.25	4	0	29	0	20	0	49	12.3	
T. Reed Jr.	1	28	0	0	0	0	28	28.00	1	28	0	0	0	0	28	28.0	
K. Johnson	3	0	25	0	0	0	25	8.33	3	0	25	0	0	0	25	8.3	
T. Washington	4	0	25	0	0	0	25	6.25	17	0	212	0	0	0	212	12.5	
B. Russell	4	47	7	0	0	0	54	13.50	4	47	7	0	0	0	54	13.5	
S. Easter	2	0	16	0	0	0	16	8.00	5	0	16	0	0	0	16	3.2	
D. Dozier	1	0	13	0	0	0	13	13.00	5	0	27	0	0	0	27	5.4	
M. Singleton	2	6	0	0	0	0	6	3.00	5	6	0	0	0	0	6	1.2	
K. Jackson	1	3	0	0	0	0	3	3.00	1	3	0	0	0	0	3	3.0	
J. Johnson	4	0	0	0	0	10	10	2.50	38	0	0	0	0	10	10	0.3	
T. Metcalf	4	0	0	0	0	44	44	11.00	16	0	0	0	0	44	44	2.8	
TEAM	4	970	1136	34	82	54	2276	569.00									
OPPONENTS	4	331	969	5	137	146	1588	397.00									

SEASON					CAREER				
FIELD GOALS	ATT	GOOD	LONG	BLK	ATT	GOOD	LONG	BLK	
K. Ramsey	9	5	51	0	9	5	51	0	
TEAM	9	5	51	0					
OPPONENTS	6	5	45	0					

SEASON						CAREER					
PUNTING	NO.	YDS	AVG	LG	BLK	NO.	YDS	AVG	LG	BLK	
D. Bale	6	286	47.7	57	0	6	286	47.7	57	0	
TEAM	6	286	47.7	57	0						
OPPONENTS	20	749	37.5	49	0						

SEASON						CAREER					
KICKOFFS	NO.	YDS	AVG	TB	OB	NO.	YDS	AVG	TB	OB	
D. Bale	26	1,627	62.6	6	1	26	1,627	62.6	6	1	
C. Von Der Meden	3	192	64.0	2	0	3	192	64.0	2	0	
TEAM	29	1,819	62.7	8	1						
OPPONENTS	17	1,028	60.5	10	1						

Game 5: Texas A&M

2024 INDIVIDUAL GAME-BY-GAME STATS

RECEIVING:		JORDAN ANTHONY					ANDREW ARMSTRONG					TYRONE BRODEN				
DATE	OPP.	NO.	YDS	AVG	LG	TD	NO.	YDS	AVG	LG	TD	NO.	YDS	AVG	LG	TD
08/29	Ark.-Pine Bluff	3	46	15.3	24	0	<i>DNP</i>					3	35	11.7	18	1
09/07	at Oklahoma St.	0	0	0.0	--	0	10	164	16.4	35	0	4	66	16.5	18	0
09/14	UAB	0	0	0.0	--	0	8	137	17.1	29	0	0	0	0.0	--	0
09/21	at Auburn	0	0	0.0	--	0	5	47	9.4	18	0	0	0	0.0	--	0
09/27																
10/04																
10/18																
10/25																
11/01																
11/16																
11/22																
11/29																
TOTALS		3	46	15.3	24	0	23	348	15.1	35	0	7	101	14.4	18	1

RECEIVING:		KHAFRE BROWN					DAVION DOZIER					RASHOD DUBINION				
DATE	OPP.	NO.	YDS	AVG	LG	TD	NO.	YDS	AVG	LG	TD	NO.	YDS	AVG	LG	TD
08/29	Ark.-Pine Bluff	2	42	21.0	25	0	1	13	13.0	13	0	2	14	7.0	11	0
09/07	at Oklahoma St.	<i>DNP</i>					<i>DNP</i>					<i>DNP</i>				
09/14	UAB	<i>DNP</i>					<i>DNP</i>					<i>DNP</i>				
09/21	at Auburn	<i>DNP</i>					<i>DNP</i>					<i>DNP</i>				
09/27																
10/04																
10/18																
10/25																
11/01																
11/16																
11/22																
11/29																
TOTALS		2	42	21.0	25	0	1	13	13.0	13	0	2	14	7.0	11	0

RECEIVING:		SHAMAR EASTER					MONTE HARRISON					LUKE HASZ				
DATE	OPP.	NO.	YDS	AVG	LG	TD	NO.	YDS	AVG	LG	TD	NO.	YDS	AVG	LG	TD
08/29	Ark.-Pine Bluff	1	16	16.0	16	0	2	29	14.5	18	0	3	42	14.0	20	0
09/07	at Oklahoma St.	0	0	0.0	--	0	0	0	0.0	--	0	2	46	23.0	43	1
09/14	UAB	<i>DNP</i>					0	0	0.0	--	0	0	0	0.0	--	0
09/21	at Auburn	<i>DNP</i>					0	0	0.0	--	0	1	3	3.0	3	0
09/27																
10/04																
10/18																
10/25																
11/01																
11/16																
11/22																
11/29																
TOTALS		1	16	16.0	16	0	2	29	14.5	18	0	6	91	15.2	43	1

Game 5: Texas A&M

RECEIVING:		RODNEY HILL					JA'QUINDEN JACKSON					KROSSE JOHNSON				
DATE	OPP.	NO.	YDS	AVG	LG	TD	NO.	YDS	AVG	LG	TD	NO.	YDS	AVG	LG	TD
08/29	Ark.-Pine Bluff	2	16	8.0	10	0	2	20	10.0	14	0	2	25	12.5	15	0
09/07	at Oklahoma St.	3	9	3.0	9	0	2	21	10.5	13	0	0	0	0.0	--	0
09/14	UAB	0	0	0.0	--	0	1	8	8.0	8	0	<i>DNP</i>				
09/21	at Auburn	1	7	7.0	7	0	0	0	0.0	--	0	0	0	0.0	--	0
09/27																
10/04																
10/18																
10/25																
11/01																
11/16																
11/22																
11/29																
TOTALS		6	32	5.3	10	0	5	49	9.8	14	0	2	25	12.5	15	0

RECEIVING:		BRAYLEN RUSSELL					ISAIAH SATEGNA					ISAAC TESLAA				
DATE	OPP.	NO.	YDS	AVG	LG	TD	NO.	YDS	AVG	LG	TD	NO.	YDS	AVG	LG	TD
08/29	Ark.-Pine Bluff	0	0	0.0	--	0	1	34	34.0	34	0	3	53	17.7	28	0
09/07	at Oklahoma St.	0	0	0.0	--	0	4	78	19.5	31	0	1	32	32.0	32	0
09/14	UAB	0	0	0.0	--	0	2	16	8.0	8	0	0	0	0.0	--	0
09/21	at Auburn	1	7	7.0	7	0	3	85	28.3	58	1	0	0	0.0	--	0
09/27																
10/04																
10/18																
10/25																
11/01																
11/16																
11/22																
11/29																
TOTALS		1	7	7.0	7	0	10	213	21.3	58	1	4	85	21.3	32	0

RECEIVING:		TY WASHINGTON				
DATE	OPP.	NO.	YDS	AVG	LG	TD
08/29	Ark.-Pine Bluff	1	23	23.0	23	1
09/07	at Oklahoma St.	0	0	0.0	--	0
09/14	UAB	0	0	0.0	--	0
09/21	at Auburn	1	2	2.0	2	0
09/27						
10/04						
10/18						
10/25						
11/01						
11/16						
11/22						
11/29						
TOTALS		2	25	12.5	23	1

Game 5: Texas A&M

2024 INDIVIDUAL GAME-BY-GAME STATS

RUSHING:		JORDAN ANTHONY					RASHOD DUBINION					TAYLEN GREEN				
DATE	OPP.	NO.	YDS	AVG	LG	TD	NO.	YDS	AVG	LG	TD	NO.	YDS	AVG	LG	TD
08/29	Ark.-Pine Bluff	0	0	0.0	--	0	3	15	5.0	7	0	6	88	14.7	36	2
09/07	at Oklahoma St.	1	3	3.0	3	0			DNP			18	61	3.4	31	0
09/14	UAB	0	0	0.0	--	0			DNP			17	96	5.6	14	2
09/21	at Auburn	0	0	0.0	--	0			DNP			18	80	4.4	22	0
09/27																
10/04																
10/18																
10/25																
11/01																
11/16																
11/22																
11/29																
TOTALS		1	3	3.0	3	0	3	15	5.0	7	0	59	325	5.5	36	4

RUSHING:		RODNEY HILL					JA'QUINDEN JACKSON					KJ JACKSON				
DATE	OPP.	NO.	YDS	AVG	LG	TD	NO.	YDS	AVG	LG	TD	NO.	YDS	AVG	LG	TD
08/29	Ark.-Pine Bluff	4	15	3.8	6	1	8	101	12.6	46	2	1	3	3.0	3	0
09/07	at Oklahoma St.	4	19	4.8	12	0	24	149	6.2	26	3			DNP		
09/14	UAB	3	23	7.7	13	0	15	147	9.8	28	1			DNP		
09/21	at Auburn	3	14	4.7	7	0	22	75	3.4	10	2			DNP		
09/27																
10/04																
10/18																
10/25																
11/01																
11/16																
11/22																
11/29																
TOTALS		14	71	5.1	13	1	69	472	6.8	46	8	1	3	3.0	3	0

RUSHING:		TYRELL REED JR.					BRAYLEN RUSSELL					MALACHI SINGLETON				
DATE	OPP.	NO.	YDS	AVG	LG	TD	NO.	YDS	AVG	LG	TD	NO.	YDS	AVG	LG	TD
08/29	Ark.-Pine Bluff	5	28	5.6	10	1	3	23	7.7	11	1	3	6	2.0	4	1
09/07	at Oklahoma St.			DNP			0	0	0.0	--	0			DNP		
09/14	UAB			DNP			1	2	2.0	2	1			DNP		
09/21	at Auburn			DNP			9	22	2.4	14	0	1	0	0.0	--	0
09/27																
10/04																
10/18																
10/25																
11/01																
11/16																
11/22																
11/29																
TOTALS		5	28	5.6	10	1	13	47	3.6	14	2	4	6	1.5	4	1

Game 5: Texas A&M

2024 INDIVIDUAL GAME-BY-GAME STATS

PASSING:		BLAKE BODA												
DATE	OPP.	ATT	CMP	YDS	CMP%	Y/A	Y/C	TD	TD%	INT	INT%	LG	SK/YD	RATE
08/29	Ark.-Pine Bluff							DNP						
09/07	at Oklahoma St.							DNP						
09/14	UAB							DNP						
09/21	at Auburn							DNP						
09/27														
10/04														
10/18														
10/25														
11/01														
11/16														
11/22														
11/29														
TOTALS		0	0	0	0.0%	0.0	0.0	0	0.0%	0	0.0%	--	0/0	0.0

PASSING:		TAYLEN GREEN												
DATE	OPP.	ATT	CMP	YDS	CMP%	Y/A	Y/C	TD	TD%	INT	INT%	LG	SK/YD	RATE
08/29	Ark.-Pine Bluff	23	16	229	69.6%	10.0	14.3	2	8.7%	0	0.0%	34	0/0	130.5
09/07	at Oklahoma St.	45	26	416	57.8%	9.2	16.0	1	2.2%	1	2.2%	43	3/28	86.9
09/14	UAB	26	11	161	42.3%	6.2	14.6	0	0.0%	1	3.8%	29	3/13	47.1
09/21	at Auburn	27	12	151	44.4%	5.6	12.6	1	3.7%	2	7.4%	58	3/27	43.9
09/27														
10/04														
10/18														
10/25														
11/01														
11/16														
11/22														
11/29														
TOTALS		121	65	957	53.7%	7.9	14.7	4	3.3%	4	3.3%	58	9/68	77.0

PASSING:		KJ JACKSON												
DATE	OPP.	ATT	CMP	YDS	CMP%	Y/A	Y/C	TD	TD%	INT	INT%	LG	SK/YD	RATE
08/29	Ark.-Pine Bluff	4	4	59	100.0%	14.8	14.8	0	0.0%	0	0.0%	18	0/0	118.8
09/07	at Oklahoma St.							DNP						
09/14	UAB							DNP						
09/21	at Auburn							DNP						
09/27														
10/04														
10/18														
10/25														
11/01														
11/16														
11/22														
11/29														
TOTALS		4	4	59	100.0%	14.8	14.8	0	0.0%	0	0.0%	18	0/0	118.8

Game 5: Texas A&M

PASSING:		AUSTIN LEDBETTER												
DATE	OPP.	ATT	CMP	YDS	CMP%	Y/A	Y/C	TD	TD%	INT	INT%	LG	SK/YD	RATE
08/29	Ark.-Pine Bluff							DNP						
09/07	at Oklahoma St.							DNP						
09/14	UAB							DNP						
09/21	at Auburn							DNP						
09/27														
10/04														
10/18														
10/25														
11/01														
11/16														
11/22														
11/29														
TOTALS		0	0	0	0.0%	0.0	0.0	0	0.0%	0	0.0%	--	0/0	0.0

PASSING:		MALACHI SINGLETON												
DATE	OPP.	ATT	CMP	YDS	CMP%	Y/A	Y/C	TD	TD%	INT	INT%	LG	SK/YD	RATE
08/29	Ark.-Pine Bluff	10	8	120	80.0%	12.0	15.0	0	0.0%	0	0.0%	28	0/0	116.7
09/07	at Oklahoma St.							DNP						
09/14	UAB							DNP						
09/21	at Auburn	1	0	0	0.0%	0.0	0.0	0	0.0%	0	0.0%	0	0/0	39.6
09/27														
10/04														
10/18														
10/25														
11/01														
11/16														
11/22														
11/29														
TOTALS		11	8	120	72.7%	10.9	15.0	0	0.0%	0	0.0%	28	0/0	108.1

Game 5: Texas A&M

2024 INDIVIDUAL GAME-BY-GAME STATS

KICKOFF RETURNS:		MONTE HARRISON						RODNEY HILL						ISAIAH SATEGNA					
DATE	OPP.	NO.	YDS	AVG	LG	FC	TD	NO.	YDS	AVG	LG	FC	TD	NO.	YDS	AVG	LG	FC	TD
08/29	Ark.-Pine Bluff	0	0	0.0	0	0	0	0	0	0.0	0	0	0	1	30	30.0	30	0	0
09/07	at Oklahoma St.	0	0	0.0	0	0	0	0	0	0.0	0	0	0	1	16	16.0	16	0	0
09/14	UAB	1	20	20.0	20	0	0	1	16	16.0	16	0	0	0	0	0.0	0	0	0
09/21	at Auburn	0	0	0.0	0	0	0	0	0	0.0	0	0	0	0	0	0.0	0	0	0
09/27																			
10/04																			
10/18																			
10/25																			
11/01																			
11/16																			
11/22																			
11/29																			
TOTALS		1	20	20.0	20	0	0	1	16	16.0	16	0	0	2	46	23.0	30	0	0

Game 5: Texas A&M

2024 INDIVIDUAL GAME-BY-GAME STATS

INTERCEPTION RETURNS:		JAYDEN JOHNSON					TJ METCALF					JAHEIM SINGLETARY					DONEIKO SLAUGHTER				
DATE	OPP.	NO.	YDS	AVG	LG	TD	NO.	YDS	AVG	LG	TD	NO.	YDS	AVG	LG	TD	NO.	YDS	AVG	LG	TD
08/29	Ark.-Pine Bluff	0	0	0.0	--	0	0	0	0.0	--	0	0	0	0.0	--	0	0	0	0.0	--	0
09/07	at Oklahoma St.	0	0	0.0	--	0	0	0	0.0	--	0	1	0	0.0	--	0	0	0	0.0	--	0
09/14	UAB	0	0	0.0	--	0	1	23	23.0	23	0	0	0	0.0	--	0	0	0	0.0	--	0
09/21	at Auburn	1	10	10.0	10	0	2	21	10.5	21	0	0	0	0.0	--	0	1	0	0.0	--	0
09/27																					
10/04																					
10/18																					
10/25																					
11/01																					
11/16																					
11/22																					
11/29																					
TOTALS		1	10	10.0	10	0	3	44	14.7	23	0	1	0	0.0	--	0	1	0	0.0	--	0

Game 5: Texas A&M

2024 INDIVIDUAL GAME-BY-GAME STATS

FUMBLE RETURNS:		JA'QUINDEN JACKSON					TJ METCALF					ISAIAH SATEGNA				
DATE	OPP.	NO.	YDS	AVG	LG	TD	NO.	YDS	AVG	LG	TD	NO.	YDS	AVG	LG	TD
08/29	Ark.-Pine Bluff	0	0	0.0	--	0	0	0	0.0	--	0	0	0	0.0	--	0
09/07	at Oklahoma St.	1	0	0.0	--	0	0	0	0.0	--	0	1	0	0.0	--	0
09/14	UAB	0	0	0.0	--	0	0	0	0.0	--	0	0	0	0.0	--	0
09/21	at Auburn	0	0	0.0	--	0	1	0	0.0	--	0	0	0	0.0	--	0
09/27																
10/04																
10/18																
10/25																
11/01																
11/16																
11/22																
11/29																
TOTALS		1	0	0.0	--	0	1	0	0.0	--	0	1	0	0.0	--	0

Game 5: Texas A&M

2024 INDIVIDUAL GAME-BY-GAME STATS

FIELD GOALS:		KYLE RAMSEY									
DATE	OPP.	0-19	20-29	30-39	40-49	50+	TOTAL	FGM	FGA	PCT	LG
08/29	Ark.-Pine Bluff	0/0	0/0	0/0	0/0	0/0	0/0	0	0	0.0%	0
09/07	at Oklahoma St.	0/0	0/0	0/0	1/3	0/0	1/3	1	3	33.3%	45
09/14	UAB	0/0	1/1	0/0	1/2	1/1	3/4	3	4	75.0%	51
09/21	at Auburn	0/0	0/0	0/0	1/2	0/0	1/2	1	2	50.0%	43
09/27											
10/04											
10/18											
10/25											
11/01											
11/16											
11/22											
11/29											
TOTALS		0/0	1/1	0/0	3/7	1/1	5/9	5	9	55.6%	51

Game 5: Texas A&M

2024 ALL

QUARTERBACK SACKS

DATE	OPPONENT	SACKS	YARDS	PLAYERS
08/29	Ark.-Pine Bluff	4.0	33	Stephen Dix, Jr. 1.0-9.0, Eric Gregory 1.0-6.0, Bradley Shaw 1.0-13.0, Xavian Sorey 1.0-5.0
09/07	at Oklahoma St.	0.0	0	--
09/14	UAB	1.0	7	Brad Spence 1.0-7.0
09/21	at Auburn	2.0	10	Nico Davillier 1.0-4.0, Doneiko Slaughter 1.0-6.0
09/27		--	--	--
10/04		--	--	--
10/18		--	--	--
10/25		--	--	--
11/01		--	--	--
11/16		--	--	--
11/22		--	--	--
11/29		--	--	--
TOTALS		7.0	50	Bradley Shaw 1.0-13.0, Stephen Dix, Jr. 1.0-9.0, Brad Spence 1.0-7.0, Eric Gregory 1.0-6.0, Doneiko Slaughter 1.0-6.0, Xavian Sorey 1.0-5.0, Nico Davillier 1.0-4.0

QUARTERBACK HURRY

DATE	OPPONENT	QH	PLAYERS
08/29	Ark.-Pine Bluff	5	Landon Jackson 2, Quincy Rhodes Jr. 2, Bradley Shaw 1
09/07	at Oklahoma St.	0	--
09/14	UAB	3	Nico Davillier 1, Eric Gregory 1, Quincy Rhodes Jr. 1
09/21	at Auburn	1	Nico Davillier 1
09/27		--	--
10/04		--	--
10/18		--	--
10/25		--	--
11/01		--	--
11/16		--	--
11/22		--	--
11/29		--	--
TOTALS		9	Quincy Rhodes Jr. 3, Landon Jackson 2, Nico Davillier 2, Eric Gregory 1, Bradley Shaw 1

PASSES DEFENSED

DATE	OPPONENT	PD	PLAYERS
08/29	Ark.-Pine Bluff	4	Selman Bridges 1, Aidan McCowan 1, Marquise Robinson 1, Jaheim Singletary 1
09/07	at Oklahoma St.	6	Jaylon Braxton 2, Doneiko Slaughter 2, Hudson Clark 1, Jayden Johnson 1
09/14	UAB	3	Landon Jackson 2, Doneiko Slaughter 1
09/21	at Auburn	6	TJ Metcalf 2, Stephen Dix, Jr. 1, Jayden Johnson 1, Marquise Robinson 1, Kee'yon Stewart 1
09/27		--	--
10/04		--	--
10/18		--	--
10/25		--	--
11/01		--	--
11/16		--	--
11/22		--	--
11/29		--	--
TOTALS		19	Doneiko Slaughter 3, Landon Jackson 2, Jayden Johnson 2, Jaylon Braxton 2, TJ Metcalf 2, Marquise Robinson 2, Hudson Clark 1, Aidan McCowan 1, Jaheim Singletary 1, Kee'yon Stewart 1, Stephen Dix, Jr. 1, Selman Bridges 1

Game 5: Texas A&M

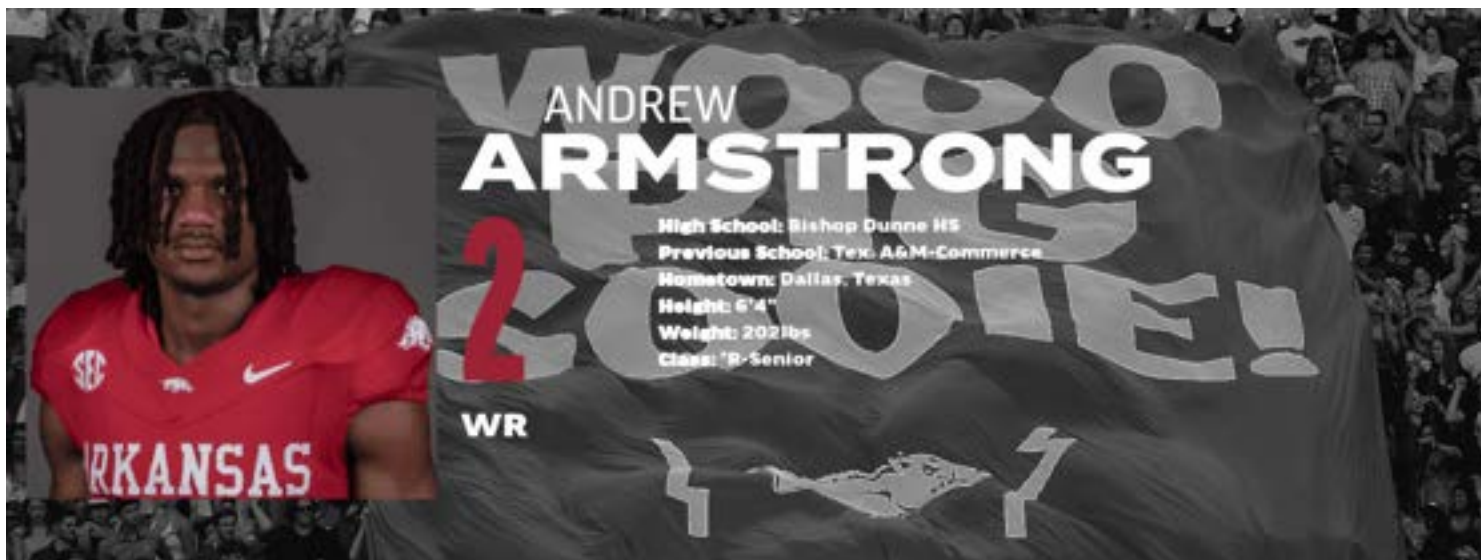
2024 REGULAR SEASON ARKANSAS RAZORBACKS OFFENSIVE HIGHS AND LOWS

HIGH	DATE	OPPONENT	CATEGORY	OPPONENT	DATE	LOW
70	8/29	vs. Ark.-Pine Bluff	Points	at Auburn	9/21	24
28	8/29	vs. Ark.-Pine Bluff	Points in a Quarter	at Oklahoma St. at Auburn	9/7 9/21	0
49	8/29	vs. Ark.-Pine Bluff	Points in a Half	at Auburn	9/21	7
10	8/29	vs. Ark.-Pine Bluff	Total Touchdowns	at Auburn	9/21	3
52	9/21	at Auburn	Total Plays	vs. Ark.-Pine Bluff	8/29	33
687	8/29	vs. Ark.-Pine Bluff	Total Net Yards	at Auburn	9/21	334
34	8/29	vs. Ark.-Pine Bluff	Total First Downs	at Auburn	9/21	21
18	9/14	vs. UAB	First Downs Rushing	vs. Ark.-Pine Bluff	8/29	12
22	8/29	vs. Ark.-Pine Bluff	First Downs Passing	at Auburn	9/21	5
5	9/14	vs. UAB	First Down Penalties	vs. Ark.-Pine Bluff at Oklahoma St.	8/29 9/7	0
100.0%	8/29	vs. Ark.-Pine Bluff	Third Down Efficiency			
9.81	8/29	vs. Ark.-Pine Bluff	Average Yards Per Play	at Auburn	9/21	4.02
279	8/29	vs. Ark.-Pine Bluff	Total Net Yards Rushing	at Auburn	9/21	183
55	9/21	at Auburn	Rushing Attempts	vs. Ark.-Pine Bluff	8/29	33
8	8/29	vs. Ark.-Pine Bluff	Rushing Average Yards	at Auburn	9/21	3
8	8/29	vs. Ark.-Pine Bluff	Rushing Touchdowns	at Auburn	9/21	2
416	9/7	at Oklahoma St.	Total Net Yards Passing	at Auburn	9/21	151
46	9/7	at Oklahoma St.	Passing Attempts	vs. UAB	9/14	26
28	8/29	vs. Ark.-Pine Bluff	Passing Completions	vs. UAB	9/14	11
2	8/29	vs. Ark.-Pine Bluff	Passing Touchdowns	vs. UAB	9/14	0
11	8/29	vs. Ark.-Pine Bluff	Passing Yards Average	at Auburn	9/21	5
2	9/21	at Auburn	Passes Thrown for Interception	vs. Ark.-Pine Bluff	8/29	0
3	9/7	at Oklahoma St.	Times Sacked	vs. Ark.-Pine Bluff	8/29	0
3	9/7	at Oklahoma St.	QB Sacks	vs. Ark.-Pine Bluff	8/29	0
28	9/7	at Oklahoma St.	Sack Yards Lost	vs. Ark.-Pine Bluff	8/29	0
3	9/7	at Oklahoma St.	Total Punts	vs. Ark.-Pine Bluff vs. UAB	8/29 9/14	0
149	9/21	at Auburn	Total Punt Yards	vs. Ark.-Pine Bluff vs. UAB	8/29 9/14	0
49	9/21	at Auburn	Punt Gross Average Yards	vs. Ark.-Pine Bluff vs. UAB	8/29 9/14	0
49	9/21	at Auburn	Punt Net Average Yards	vs. Ark.-Pine Bluff vs. UAB	8/29 9/14	0
1	8/29	vs. Ark.-Pine Bluff	Punt Returns	at Auburn	9/21	0
33	8/29	vs. Ark.-Pine Bluff	Punt Return Yards	vs. UAB at Auburn	9/14 9/21	0
33.0	8/29	vs. Ark.-Pine Bluff	Punt Return Yards Average	vs. UAB at Auburn	9/14 9/21	0.0
3	9/21	at Auburn	Kickoff Returns	vs. Ark.-Pine Bluff at Oklahoma St.	8/29 9/7	1
36	9/14	vs. UAB	Kickoff Return Yards	at Auburn	9/21	0
7	9/7	at Oklahoma St.	Total Penalties	at Auburn	9/21	4
71	9/7	at Oklahoma St.	Penalty Yards	at Auburn	9/21	20
4	9/7	at Oklahoma St.	Total Fumbles	vs. UAB at Auburn	9/14 9/21	1
2	9/7	at Oklahoma St.	Fumbles Lost	vs. Ark.-Pine Bluff vs. UAB at Auburn	8/29 9/14 9/21	0
36.599	9/21	at Auburn	Time of Possession	vs. UAB	9/14	27.350
3	9/7	at Oklahoma St.	Turnovers	vs. Ark.-Pine Bluff	8/29	0
88,043	9/21	at Auburn	Attendance	vs. Ark.-Pine Bluff	8/29	40,127

Game 5: Texas A&M

2024 REGULAR SEASON ARKANSAS RAZORBACKS DEFENSIVE HIGHS AND LOWS

HIGH	DATE	OPPONENT	CATEGORY	OPPONENT	DATE	LOW
39	9/7	at Oklahoma St.	Points	vs. Ark.-Pine Bluff	8/29	0
18	9/7	at Oklahoma St.	Points in a Quarter	vs. Ark.-Pine Bluff	8/29	0
				at Oklahoma St.	9/7	
				vs. UAB	9/14	
				at Auburn	9/21	
24	9/7	at Oklahoma St.	Points in a Half	vs. Ark.-Pine Bluff	8/29	0
				at Auburn	9/21	
4	9/7	at Oklahoma St.	Total Touchdowns	vs. Ark.-Pine Bluff	8/29	0
34	9/14	vs. UAB	Total Plays	vs. Ark.-Pine Bluff	8/29	19
431	9/21	at Auburn	Total Net Yards	vs. Ark.-Pine Bluff	8/29	130
22	9/14	vs. UAB	Total First Downs	vs. Ark.-Pine Bluff	8/29	10
5	9/14	vs. UAB	First Downs Rushing	at Oklahoma St.	9/7	2
15	9/7	at Oklahoma St.	First Downs Passing	vs. Ark.-Pine Bluff	8/29	6
4	9/7	at Oklahoma St.	First Down Penalties	at Auburn	9/21	0
7.07	9/21	at Auburn	Average Yards Per Play	vs. Ark.-Pine Bluff	8/29	2.83
146	9/21	at Auburn	Total Net Yards Rushing	vs. Ark.-Pine Bluff	8/29	7
35	9/14	vs. UAB	Rushing Attempts	vs. Ark.-Pine Bluff	8/29	23
5	9/21	at Auburn	Rushing Average Yards	vs. Ark.-Pine Bluff	8/29	0
2	9/7	at Oklahoma St.	Rushing Touchdowns	vs. Ark.-Pine Bluff	8/29	0
				vs. UAB	9/14	
				at Auburn	9/21	
326	9/7	at Oklahoma St.	Total Net Yards Passing	vs. Ark.-Pine Bluff	8/29	123
48	9/7	at Oklahoma St.	Passing Attempts	vs. Ark.-Pine Bluff	8/29	23
27	9/7	at Oklahoma St.	Passing Completions	vs. Ark.-Pine Bluff	8/29	11
3	9/14	vs. UAB	Passing Touchdowns	vs. Ark.-Pine Bluff	8/29	0
8	9/21	at Auburn	Passing Yards Average	vs. Ark.-Pine Bluff	8/29	5
4	9/21	at Auburn	Passes Thrown for Interception	vs. Ark.-Pine Bluff	8/29	0
4	8/29	vs. Ark.-Pine Bluff	Times Sacked	at Oklahoma St.	9/7	0
4	8/29	vs. Ark.-Pine Bluff	QB Sacks	at Oklahoma St.	9/7	0
33	8/29	vs. Ark.-Pine Bluff	Sack Yards Lost	at Oklahoma St.	9/7	0
9	8/29	vs. Ark.-Pine Bluff	Total Punts	vs. UAB	9/14	3
				at Auburn	9/21	
292	8/29	vs. Ark.-Pine Bluff	Total Punt Yards	vs. UAB	9/14	117
44	9/21	at Auburn	Punt Gross Average Yards	vs. Ark.-Pine Bluff	8/29	32
44	9/21	at Auburn	Punt Net Average Yards	vs. Ark.-Pine Bluff	8/29	31
2	9/21	at Auburn	Punt Returns	vs. Ark.-Pine Bluff	8/29	0
				vs. UAB	9/14	
4	9/7	at Oklahoma St.	Punt Return Yards	vs. Ark.-Pine Bluff	8/29	0
				vs. UAB	9/14	
4.0	9/7	at Oklahoma St.	Punt Return Yards Average	vs. Ark.-Pine Bluff	8/29	0.0
				vs. UAB	9/14	
2	9/14	vs. UAB	Kickoff Returns	at Auburn	9/21	0
61	9/21	at Auburn	Kickoff Return Yards	vs. Ark.-Pine Bluff	8/29	10
10	9/14	vs. UAB	Total Penalties	vs. Ark.-Pine Bluff	8/29	5
				at Auburn	9/21	
109	9/14	vs. UAB	Penalty Yards	vs. Ark.-Pine Bluff	8/29	35
1	9/14	vs. UAB	Total Fumbles	vs. Ark.-Pine Bluff	8/29	0
				at Oklahoma St.	9/7	
1	9/21	at Auburn	Fumbles Lost	vs. Ark.-Pine Bluff	8/29	0
				at Oklahoma St.	9/7	
				vs. UAB	9/14	
32.650	9/14	vs. UAB	Time of Possession	at Auburn	9/21	23.400
5	9/21	at Auburn	Turnovers	vs. Ark.-Pine Bluff	8/29	0
88,043	9/21	at Auburn	Attendance	vs. Ark.-Pine Bluff	8/29	40,127



- ▶ 2024 Biletnikoff Award Watch List
- ▶ Transferred to Arkansas from Texas A&M-Commerce in 2023
- ▶ First Razorback with consecutive 100-plus yard receiving games since Matt Landers in 2022

- ▶ Became first Arkansas WR with 9+ receptions and 130+ yards in a game since 2020 at Oklahoma St. (Sept. 7)
- ▶ Led Arkansas in receptions (56), receiving yards (764) and receiving touchdowns (5) in 2023
- ▶ 31-game reception streak dating back to Oct. 16, 2021

ALL RUSHING/RECEIVING STATISTICS

DATE	TEAM	GP	GS	RECEIVING					RUSHING				
				NO.	YDS.	AVG.	LG	TD	NO.	YDS.	AVG.	LG	TD
2021	Tex. A&M-Commerce	10	3	15	297	19.8	74	3	0	0	0.0	0	0
2022	Tex. A&M-Commerce	11	11	62	1,020	16.5	96	13	0	0	0.0	0	0
2023	Arkansas	12	12	56	764	13.6	48	5	1	3	3.0	3	0
2024	Arkansas	3	3	23	348	15.1	35	0	0	0	0.0	0	0
Totals		36	29	156	2,429	15.6	96	21	1	3	3.0	3	0

SINGLE-GAME HIGHS: RUSHING/RECEIVING

Rush Attempts	1 vs. FIU, Nov 18, 2023	Receiving TDs	3 vs. North American, Sep 24, 2022
Rushing Yards	3 vs. FIU, Nov 18, 2023		...1 more at 3.
Receptions	10 at Oklahoma St., Sep 07, 2024	All-Purpose Yards	164 at Oklahoma St., Sep 07, 2024
	9 vs. BYU, Sep 16, 2023		153 at Southeastern La., Oct 08, 2022
	...1 more at 9.		137 vs. UAB, Sep 14, 2024
Receiving Yards	164 at Oklahoma St., Sep 07, 2024	Kickoff Returns	1 at Tennessee Tech, Sep 10, 2022
	153 at Southeastern La., Oct 08, 2022	Kickoff Return Yards	18 at Tennessee Tech, Sep 10, 2022
	137 vs. UAB, Sep 14, 2024		
Receiving Average	44.7 vs. Lincoln (CA), Sep 01, 2022		
	34.3 at Florida, Nov 04, 2023		
	29.8 vs. North American, Sep 24, 2022		

100-YARD RECEIVING GAMES (9): ALL

DATE	TEAM	NO.	YDS.	AVG.	LG	TD
09/01/22	LINCOLN (CA)	3	134	44.7	96	3
09/17/22	at Sam Houston	7	104	14.9	31	0
09/24/22	NORTH AMERICAN	4	119	29.8	49	3
10/08/22	at Southeastern La.	8	153	19.1	77	2
10/15/22	at McNeese	9	113	12.6	48	2
10/22/22	HOUSTON CHRISTIAN	6	102	17.0	45	1
11/04/23	at Florida	3	103	34.3	48	0
09/07/24	at Oklahoma St.	10	164	16.4	35	0
09/14/24	UAB	8	137	17.1	29	0

Game 5: Texas A&M

2024 GAME-BY-GAME ALL STATISTICS (ARKANSAS)

DATE	OPPONENT	P/S	NO.	RECEIVING				RUSHING				W/L	SCORE	
				YDS.	AVG.	LG	TD	NO.	YDS.	AVG.	LG			TD
08/29	Ark.-Pine Bluff						DNP					W	70-0	
09/07	at Oklahoma St.	S	10	164	16.4	35	0	0	0	0.0	0	0	L	31-39
09/14	UAB	S	8	137	17.1	29	0	0	0	0.0	0	0	W	37-27
09/21	at Auburn	S	5	47	9.4	18	0	0	0	0.0	0	0	W	24-14
2024 totals		3-3	23	348	15.1	35	0	0	0	0.0	0	0	3-1	



- ▶ 2024 Wuerffel Trophy Watch List
- ▶ Seen action in 26 of the Razorbacks' last 27 games with eight career starts.
- ▶ Posted a career-high 32 tackles in addition to 1.5 tackles for loss, a half sack and a forced fumble

- ▶ Recorded a tackle for loss as part of a four-tackle performance vs. Mississippi State (Oct. 21, 2023)
- ▶ Logged a career-best six tackles and a half sack at LSU (Sept. 23, 2023)
- ▶ Recorded his first career sack and forced a fumble in Liberty Bowl victory over Kansas (Dec. 28, 2022)

ALL DEFENSIVE STATISTICS

DATE	TEAM	GP	GS	TK	S	A	TACKLES				INTERCEPTIONS				O. FUMB				ST				MISC									
							TFL	YDS	SK	YDS	QH	NO	YDS	LG	TD	PD	FF	FR	TD	YDS	TK	S	A	FF	FR	S	A					
2021	Arkansas	3	0	1	0	1	0.0	0.0	0.0	0.0	1	0	0	0	0	0	0	0	0	0	0	0	0	0	0	0	0	0	0	0	0	0
2022	Arkansas	12	1	29	9	20	2.5	7.0	1.0	4.0	1	0	0	0	0	0	0	1	0	0	0	0	0	0	0	0	0	0	0	0	0	0
2023	Arkansas	11	6	32	7	25	1.5	2.0	0.5	0.0	0	0	0	0	0	0	0	1	0	0	0	0	0	0	0	0	0	0	0	0	0	0
2024	Arkansas	4	4	12	8	4	0.0	0.0	0.0	0.0	0	0	0	0	0	0	0	0	0	0	0	0	0	0	0	0	0	0	0	0	0	0
Totals		30	11	74	24	50	4.0	9.0	1.5	4.0	2	0	0	0	0	0	0	2	0	0	0	0	0	0	0	0	0	0	0	0	0	0

SINGLE-GAME HIGHS: DEFENSIVE

Total Tackles	6 at LSU, Sep 23, 2023 5 at Oklahoma St., Sep 07, 2024 ...2 more at 5.	Forced Fumbles	1 vs. Mississippi St., Oct 21, 2023 ...1 more at 1.
Solo Tackles	5 at Oklahoma St., Sep 07, 2024 2 vs. Missouri, Nov 24, 2023 ...3 more at 2.	Tackles For Loss	1 vs. Mississippi St., Oct 21, 2023 ...2 more at 1.
Sacks	1.0 vs. Kansas, Dec 28, 2022 0.5 at LSU, Sep 23, 2023		

2024 GAME-BY-GAME ALL STATISTICS (ARKANSAS)

DATE	OPPONENT	P/S	TACKLES				INTERCEPTIONS				O. FUMB				ST				MISC		W/L	SCORE												
			TK	S	A	SK	YDS	TFL	YDS	QH	NO	YDS	LG	TD	PD	FF	FR	TD	YDS	TK			S	A	FF	FR	S	A						
08/29	Ark.-Pine Bluff	S	2	1	1	0.0	0.0	0.0	0.0	0	0	0	0	0	0	0	0	0	0	0	0	0	0	0	0	0	0	0	0	0	0	0	W	70-0
09/07	at Oklahoma St.	S	5	5	0	0.0	0.0	0.0	0.0	0	0	0	0	0	0	0	0	0	0	0	0	0	0	0	0	0	0	0	0	0	0	0	L	31-39
09/14	UAB	S	4	1	3	0.0	0.0	0.0	0.0	0	0	0	0	0	0	0	0	0	0	0	0	0	0	0	0	0	0	0	0	0	0	0	W	37-27
09/21	at Auburn	S	1	1	0	0.0	0.0	0.0	0.0	0	0	0	0	0	0	0	0	0	0	0	0	0	0	0	0	0	0	0	0	0	0	0	W	24-14
2024 totals		4-4	12	8	4	0.0	0.0	0.0	0.0	0	0	0	0	0	0	0	0	0	0	0	0	0	0	0	0	0	0	0	0	0	0	3-1		



- ▶ 2024 Second-Team Preseason All-SEC (CFN)
- ▶ Recorded two pass breakups at Oklahoma State (Sept. 7)
- ▶ 2023 Freshman All-SEC (Coaches)
- ▶ 2023 Midseason Freshman All-American (The Athletic)

- ▶ Led the team with eight pass break-ups while recording 20 tackles, a forced fumble, fumble recovery and interception in 2023
- ▶ Earned SEC Freshman of the Week for his big game at Florida (Nov. 4), forcing a fumble and returning it 33 yards for a touchdown (2023)

ALL DEFENSIVE STATISTICS

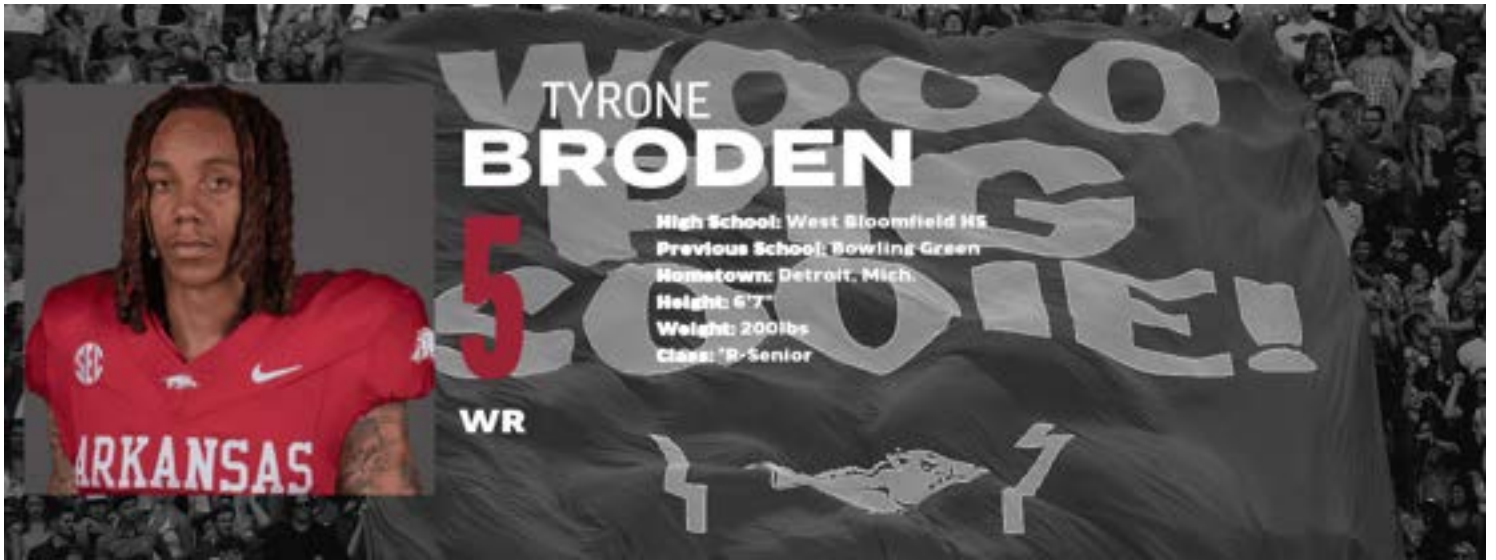
DATE	TEAM	GP	GS	TK	S	A	TACKLES					INTERCEPTIONS					O. FUMB					ST					MISC					
							TFL	YDS	SK	YDS	QH	NO	YDS	LG	TD	PD	FF	FR	TD	YDS	TK	S	A	FF	FR	S	A					
2023	Arkansas	9	6	20	11	9	0.0	0.0	0.0	0.0	0	1	0	0	0	8	1	1	2	33	0	0	0	0	0	0	0	0	0	0	0	0
2024	Arkansas	2	2	0	0	0	0.0	0.0	0.0	0.0	0	0	0	0	0	2	0	0	0	0	0	0	0	0	0	0	0	0	0	0	0	
Totals		11	8	20	11	9	0.0	0.0	0.0	0.0	0	1	0	0	0	10	1	1	2	33	0	0	0	0	0	0	0	0	0	0	0	

SINGLE-GAME HIGHS: DEFENSIVE

Total Tackles	4 at Florida, Nov 04, 2023 3 vs. Auburn, Nov 11, 2023 ...3 more at 3.	Fumble Recoveries	1 at Florida, Nov 04, 2023
Solo Tackles	3 at Florida, Nov 04, 2023 2 vs. Auburn, Nov 11, 2023 ...2 more at 2.	Interceptions	1 vs. Auburn, Nov 11, 2023
Passes Defensed	3 vs. Auburn, Nov 11, 2023 2 at Oklahoma St., Sep 07, 2024 ...1 more at 2.	Longest Opponent's Fumble Return	33 at Florida, Nov 04, 2023
Forced Fumbles	1 at Florida, Nov 04, 2023	Longest Own Fumble Return	33 at Florida, Nov 04, 2023

2024 GAME-BY-GAME ALL STATISTICS (ARKANSAS)

DATE	OPPONENT	P/S	TACKLES					INTERCEPTIONS					O. FUMB					ST					MISC		SCORE			
			TK	S	A	SK	YDS	TFL	YDS	QH	NO	YDS	LG	TD	PD	FF	FR	TD	YDS	TK	S	A	FF	FR		S	A	W/L
08/29	Ark.-Pine Bluff	S	0	0	0	0.0	0.0	0.0	0	0	0	0	0	0	0	0	0	0	0	0	0	0	0	0	0	0	W	70-0
09/07	at Oklahoma St.	S	0	0	0	0.0	0.0	0.0	0	0	0	0	0	2	0	0	0	0	0	0	0	0	0	0	0	L	31-39	
09/14	UAB													DNP												W	37-27	
09/21	at Auburn													DNP												W	24-14	
2024 totals		2-2	0	0	0	0.0	0.0	0.0	0	0	0	0	0	2	0	0	0	0	0	0	0	0	0	0	0	3-1		



- ▶ Had three catches for 35 yards and a TD against UAPB (Aug.29)
- ▶ Transferred from Bowling Green following 2023 season
- ▶ Led the Falcons with seven receiving touchdowns (2023)

- ▶ Had a career-best 596 receiving yards (2022)
- ▶ Started all five games in 2020
- ▶ Was the tallest wide receiver in the nation in 2022

ALL RUSHING/RECEIVING STATISTICS

DATE	TEAM	GP	GS	NO.	RECEIVING				TD	NO.	RUSHING			TD
					YDS.	AVG.	LG	YDS.			AVG.	LG		
2019	Bowling Green	3	0	0	0	0.0	0	0	0	0	0.0	0	0	
2020	Bowling Green	5	5	6	97	16.2	37	0	0	0	0.0	0	0	
2021	Bowling Green	11	9	36	596	16.6	64	5	0	0	0.0	0	0	
2022	Bowling Green	13	7	32	506	15.8	44	7	0	0	0.0	0	0	
2023	Arkansas	12	4	15	109	7.3	19	3	1	9	9.0	9	0	
2024	Arkansas	4	4	7	101	14.4	18	1	0	0	0.0	0	0	
Totals		48	29	96	1,409	14.7	64	16	1	9	9.0	9	0	

SINGLE-GAME HIGHS: RUSHING/RECEIVING

Rush Attempts	1 vs. BYU, Sep 16, 2023	Receiving Average	27.8 vs. Akron, Oct 09, 2021
Rushing Yards	9 vs. BYU, Sep 16, 2023		27.5 at Buffalo, Oct 30, 2021
Receptions	8 vs. Kent St., Nov 09, 2022		25.3 vs. South Alabama, Sep 11, 2021
	6 vs. Murray St., Sep 18, 2021	Receiving TDs	2 at Central Mich., Oct 22, 2022
	5 at Miami (OH), Nov 16, 2021		...2 more at 2.
	...1 more at 5.	All-Purpose Yards	111 vs. Akron, Oct 09, 2021
Receiving Yards	111 vs. Akron, Oct 09, 2021		110 at Buffalo, Oct 30, 2021
	110 at Buffalo, Oct 30, 2021		84 vs. Kent St., Nov 09, 2022
	84 vs. Kent St., Nov 09, 2022		

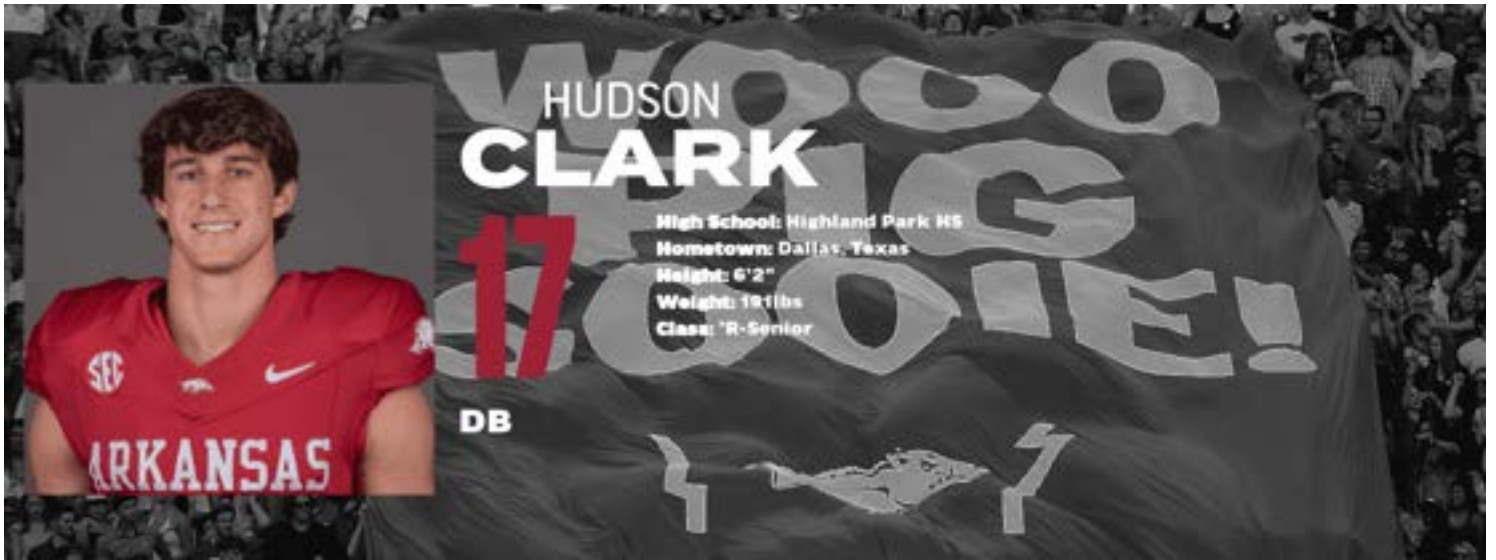
100-YARD RECEIVING GAMES (2): ALL

DATE	TEAM	NO.	YDS.	AVG.	LG	TD
10/09/21	AKRON	4	111	27.8	45	2
10/30/21	at Buffalo	4	110	27.5	64	2

2024 GAME-BY-GAME ALL STATISTICS (ARKANSAS)

DATE	OPPONENT	P/S	NO.	RECEIVING				NO.	RUSHING			W/L	SCORE	
				YDS.	AVG.	LG	TD		YDS.	AVG.	LG			
08/29	Ark.-Pine Bluff	S	3	35	11.7	18	1	0	0	0.0	0	0	W	70-0
09/07	at Oklahoma St.	S	4	66	16.5	18	0	0	0	0.0	0	0	L	31-39
09/14	UAB	S	0	0	0.0	0	0	0	0	0.0	0	0	W	37-27
09/21	at Auburn	S	0	0	0.0	0	0	0	0	0.0	0	0	W	24-14
2024 totals		4-4	7	101	14.4	18	1	0	0	0.0	0	0	3-1	

Game 5: Texas A&M



- ▶ One of the most experienced players on roster with 46 games played and 31 starts
- ▶ Became the 21st Razorback in school history to earn First-Team Academic All-America in 2023

- ▶ 2024 Reese's Senior Bowl Watch List
- ▶ 2023 William V. Campbell Trophy Semifinalist
- ▶ 2023 NFF Hampshire Honor Society Member
- ▶ 2022 First-Team All-SEC (USA Today)

ALL DEFENSIVE STATISTICS

DATE	TEAM	GP	GS	TK	TACKLES					INTERCEPTIONS					O. FUMB					ST					MISC								
					S	A	TFL	YDS	SK	YDS	QH	NO	YDS	LG	TD	PD	FF	FR	TD	YDS	TK	S	A	FF	FR	S	A						
2020	Arkansas	8	7	47	32	15	1.0	1.0	0.0	0.0	0	3	18	18	0	3	0	0	0	0	0	0	0	0	0	0	0	0	0	0	0	0	0
2021	Arkansas	12	4	22	9	13	1.0	4.0	0.0	0.0	0	0	0	0	0	1	0	0	0	0	0	0	0	0	0	0	0	0	0	0	0	0	
2022	Arkansas	12	10	67	33	34	4.0	9.0	0.0	0.0	0	1	0	0	0	10	2	2	0	-5	0	0	0	0	0	0	0	0	0	0	0	0	
2023	Arkansas	12	9	51	31	20	4.5	24.0	0.5	3.0	1	1	0	0	0	4	0	1	0	1	0	0	0	0	0	0	0	0	0	0	0	0	
2024	Arkansas	2	0	0	0	0	0.0	0.0	0.0	0.0	0	0	0	0	0	1	0	0	0	0	0	0	0	0	0	0	0	0	0	0	0	0	
Totals		46	30	187	105	82	10.5	38.0	0.5	3.0	1	5	18	18	0	19	2	3	0	-4	0	0	0	0	0	0	0	0	0	0	0	0	

SINGLE-GAME HIGHS: DEFENSIVE

<p>Total Tackles 11 at BYU, Oct 15, 2022 10 at Missouri, Dec 05, 2020 9 vs. LSU, Nov 12, 2022 ...1 more at 9.</p> <p>Solo Tackles 8 at Missouri, Dec 05, 2020 7 at Texas A&M, Oct 31, 2020 ...1 more at 7.</p> <p>Sacks 0.5 at Alabama, Oct 14, 2023</p> <p>Passes Defensed 3 at Mississippi St., Oct 08, 2022 2 vs. LSU, Nov 12, 2022 1 at Oklahoma St., Sep 07, 2024 ...13 more at 1.</p> <p>Forced Fumbles 1 vs. Alabama, Oct 01, 2022 ...1 more at 1.</p> <p>Fumble Recoveries 1 vs. BYU, Sep 16, 2023 ...2 more at 1.</p>	<p>Tackles For Loss 2 at Missouri, Nov 25, 2022 1 vs. Missouri, Nov 24, 2023 ...7 more at 1.</p> <p>Interceptions 3 vs. Ole Miss, Oct 17, 2020 1 vs. Western Caro., Sep 02, 2023 ...1 more at 1.</p> <p>Interception Return Yards 18 vs. Ole Miss, Oct 17, 2020</p> <p>Longest Opponent's Fumble Return 1 vs. BYU, Sep 16, 2023</p> <p>Longest Own Fumble Return 1 vs. BYU, Sep 16, 2023</p>	
--	---	--

2024 GAME-BY-GAME ALL STATISTICS (ARKANSAS)

DATE	OPPONENT	P/S	TACKLES					INTERCEPTIONS					O. FUMB					ST					MISC		SCORE			
			TK	S	A	SK	YDS	TFL	YDS	QH	NO	YDS	LG	TD	PD	FF	FR	TD	YDS	TK	S	A	FF	FR		S	A	W/L
08/29	Ark.-Pine Bluff	P	0	0	0	0.0	0.0	0.0	0.0	0	0	0	0	0	0	0	0	0	0	0	0	0	0	0	0	0	W	70-0
09/07	at Oklahoma St.	P	0	0	0	0.0	0.0	0.0	0.0	0	0	0	0	0	1	0	0	0	0	0	0	0	0	0	0	0	L	31-39
09/14	UAB														DNP												W	37-27
09/21	at Auburn														DNP												W	24-14
2024 totals		2-0	0	0	0	0.0	0.0	0.0	0.0	0	0	0	0	0	1	0	0	0	0	0	0	0	0	0	0	0	3-1	



- ▶ Transferred from Marshall following 2023 season
- ▶ Recovered a fumble in a win at Auburn (Sept. 21)
- ▶ Tied Jayden Johnson for a game-high 10 tackles, including five solo tackles in a win over UAB (Sept. 14)

- ▶ Had career-highs in tackles (14), tackles for loss (2.5) and a sack at South Alabama (Nov. 18, 2023)
- ▶ Spent 2020-22 seasons at Florida State
- ▶ Rivals Freshman All-American (2020)

ALL DEFENSIVE STATISTICS

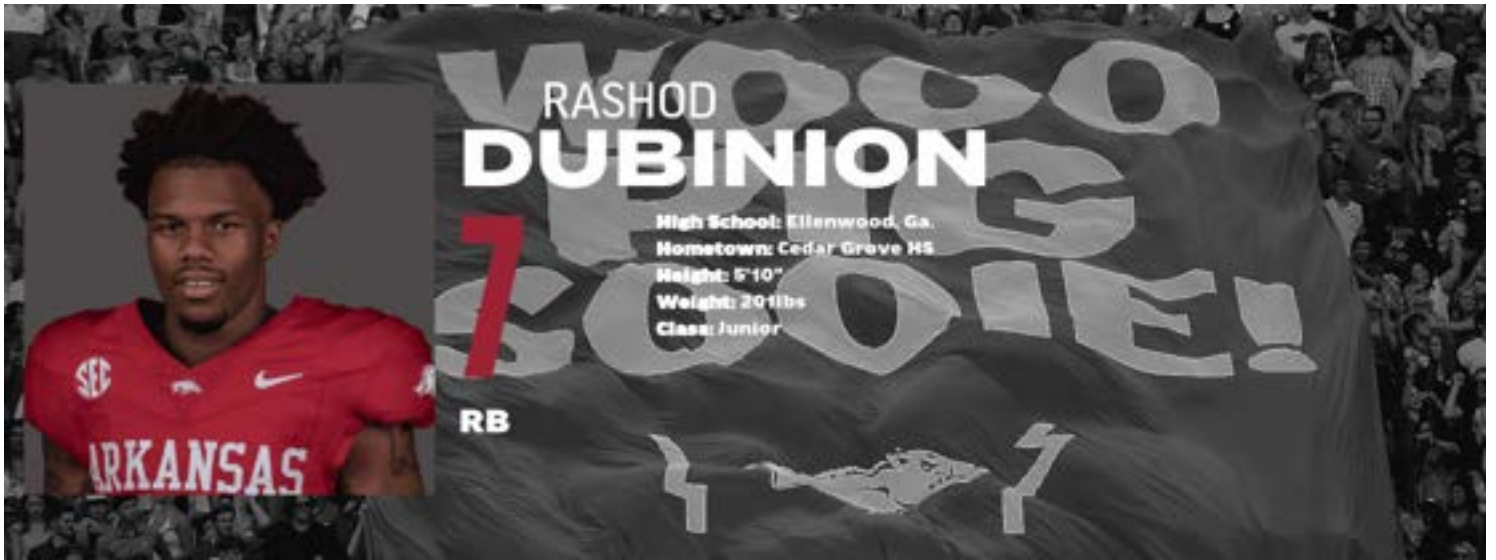
DATE	TEAM	GP	GS	TK	S	A	TACKLES				INTERCEPTIONS				O. FUMB				ST				MISC									
							TFL	YDS	SK	YDS	QH	NO	YDS	LG	TD	PD	FF	FR	TD	YDS	TK	S	A	FF	FR	S	A					
2020	Florida St.	11	7	41	16	25	3.0	5.0	0.0	0.0	1	0	0	0	0	0	0	0	0	0	0	0	0	0	0	0	0	0	0	0	0	0
2021	Florida St.	12	0	14	5	9	0.0	0.0	0.0	0.0	0	0	0	0	0	1	0	0	0	0	0	0	0	0	0	0	0	0	0	0	0	
2022	Florida St.	0	0	0	0	0	0.0	0.0	0.0	0.0	0	0	0	0	0	0	0	0	0	0	0	0	0	0	0	0	0	0	0	0	0	
2023	Marshall	13	7	67	31	36	7.0	27.0	2.0	17.0	4	0	0	0	0	1	0	1	0	8	0	0	0	0	0	0	0	0	0	0	0	
2024	Arkansas	4	1	16	9	7	1.5	9.0	1.0	9.0	0	0	0	0	0	1	0	1	0	0	0	0	0	0	0	0	0	0	0	0	0	
Totals		40	15	138	61	77	11.5	41.0	3.0	26.0	5	0	0	0	0	3	0	2	0	8	0	0	0	0	0	0	0	0	0	0	0	

SINGLE-GAME HIGHS: DEFENSIVE

Total Tackles	14 at South Alabama, Nov 18, 2023 10 vs. UAB, Sep 14, 2024 9 vs. UTSA, Dec 19, 2023 ...1 more at 9.	Fumble Recoveries	1 at Auburn, Sep 21, 2024 ...1 more at 1.
Solo Tackles	8 at South Alabama, Nov 18, 2023 7 vs. UTSA, Dec 19, 2023 5 vs. UAB, Sep 14, 2024	Tackles For Loss	2.5 at South Alabama, Nov 18, 2023 1.5 vs. Ark.-Pine Bluff, Aug 29, 2024 1 vs. UTSA, Dec 19, 2023 ...5 more at 1.
Sacks	1.0 vs. Ark.-Pine Bluff, Aug 29, 2024 ...2 more at 1.0.	Longest Opponent's Fumble Return	8 vs. Arkansas St., Nov 25, 2023
Passes Defensed	1 at Auburn, Sep 21, 2024 ...2 more at 1.	Longest Own Fumble Return	8 vs. Arkansas St., Nov 25, 2023

2024 GAME-BY-GAME ALL STATISTICS (ARKANSAS)

DATE	OPPONENT	P/S	TK	S	A	TACKLES				INTERCEPTIONS				O. FUMB				ST				MISC		SCORE							
						SK	YDS	TFL	YDS	QH	NO	YDS	LG	TD	PD	FF	FR	TD	YDS	TK	S	A	FF		FR	S	A	W/L			
08/29	Ark.-Pine Bluff	P	3	2	1	1.0	9.0	1.5	9.0	0	0	0	0	0	0	0	0	0	0	0	0	0	0	0	0	0	0	0	0	W	70-0
09/07	at Oklahoma St.	P	1	0	1	0.0	0.0	0.0	0.0	0	0	0	0	0	0	0	0	0	0	0	0	0	0	0	0	0	0	0	0	L	31-39
09/14	UAB	P	10	5	5	0.0	0.0	0.0	0.0	0	0	0	0	0	0	0	0	0	0	0	0	0	0	0	0	0	0	0	0	W	37-27
09/21	at Auburn	S	2	2	0	0.0	0.0	0.0	0.0	0	0	0	0	0	1	0	1	0	0	0	0	0	0	0	0	0	0	0	0	W	24-14
2024 totals		4-1	16	9	7	1.0	9.0	1.5	9.0	0	0	0	0	0	1	0	1	0	0	0	0	0	0	0	0	0	0	0	0	3-1	



- ▶ Has appeared in 24 games with three starts in his career
- ▶ Carried the ball a season-high 15 times for a season-best 78 yards with three receptions for 35 yards at LSU (Sept. 23, 2023)
- ▶ Scored first TD of the season on a one-yard run vs. Kent State (Sept. 9, 2023)

- ▶ Rushed for a career-high 112 yards and two touchdowns in Liberty Bowl win over Kansas (Dec. 28, 2022)
- ▶ Rated a four-star prospect out of Cedar Grove High School by Rivals
- ▶ Led Cedar Grove to a pair of state championships

ALL RUSHING/RECEIVING STATISTICS

DATE	TEAM	GP	GS	NO.	RUSHING				RECEIVING				
					YDS.	AVG.	LG	TD	NO.	YDS.	AVG.	LG	TD
2022	Arkansas	12	1	69	287	4.2	26	5	12	108	9.0	29	1
2023	Arkansas	10	2	82	260	3.2	15	1	14	85	6.1	26	1
2024	Arkansas	1	0	3	15	5.0	7	0	2	14	7.0	11	0
Totals		23	3	154	562	3.6	26	6	28	207	7.4	29	2

SINGLE-GAME HIGHS: RUSHING/RECEIVING

Rush Attempts	20 vs. Kansas, Dec 28, 2022 15 at LSU, Sep 23, 2023 14 vs. Mississippi St., Oct 21, 2023 ...1 more at 14.	Receiving Average	11.7 at LSU, Sep 23, 2023 10.0 at BYU, Oct 15, 2022 6.3 vs. Kansas, Dec 28, 2022
Rushing Yards	112 vs. Kansas, Dec 28, 2022 78 at LSU, Sep 23, 2023 47 vs. Mississippi St., Oct 21, 2023 ...1 more at 47.	Receiving TDs	1 at Alabama, Oct 14, 2023 ...1 more at 1.
Rushing Average	5.6 vs. Kansas, Dec 28, 2022 5.2 at LSU, Sep 23, 2023 4.0 at Mississippi St., Oct 08, 2022	All-Purpose Yards	134 vs. Kansas, Dec 28, 2022 113 at LSU, Sep 23, 2023 58 vs. Mississippi St., Oct 21, 2023
Rushing TDs	2 vs. Kansas, Dec 28, 2022 ...1 more at 2.	Punt Return Yards	3 vs. Kansas, Dec 28, 2022
Receptions	5 vs. Mississippi St., Oct 21, 2023 4 at BYU, Oct 15, 2022 3 at LSU, Sep 23, 2023 ...1 more at 3.	Punt Returns	1 vs. Kansas, Dec 28, 2022
Receiving Yards	40 at BYU, Oct 15, 2022 35 at LSU, Sep 23, 2023 29 vs. Cincinnati, Sep 03, 2022		

100-YARD RUSHING GAMES (1): ALL

DATE	TEAM	ATT.	YDS.	AVG.	LG	TD
12/28/22	KANSAS	20	112	5.6	26	2

Game 5: Texas A&M

2024 GAME-BY-GAME ALL STATISTICS (ARKANSAS)

DATE	OPPONENT	P/S	NO.	RUSHING				RECEIVING				W/L	SCORE	
				YDS.	AVG.	LG	TD	NO.	YDS.	AVG.	LG			TD
08/29	Ark.-Pine Bluff	P	3	15	5.0	7	0	2	14	7.0	11	0	W	70-0
09/07	at Oklahoma St.						DNP						L	31-39
09/14	UAB						DNP						W	37-27
09/21	at Auburn						DNP						W	24-14
2024 totals		1-0	3	15	5.0	7	0	2	14	7.0	11	0	3-1	



- ▶ Rushed for two touchdowns in win over UAB (Sept. 14)
- ▶ Threw for a career-high 416 passing yards at OSU, the most by an Arkansas quarterback in a single game since Oct. 1, 2011 (Sept. 7)
- ▶ Became just the third Arkansas quarterback since 1997 to pass for multiple

- touchdowns and rush for multiple scores in a game vs. UAPB (Aug. 29)
- ▶ Made 22 starts at Boise State, completing 287 of 483 passes (59%) for 3,794 yards and 25 touchdowns
- ▶ 2022 Mountain West Freshman of the Year
- ▶ 2022 College Football News Freshman All-America Second Team

ALL PASSING STATISTICS

DATE	TEAM	GP	GS	ATT.	CMP.	PCT.	YDS	AVG.	TD	INT.	LG	SK	LST	RATE
2021	Boise St.	2	0	0	0	0.0	0	0.0	0	0	0	1	16	0.0
2022	Boise St.	13	10	271	166	61.3	2,042	7.5	14	6	52	6	45	92.5
2023	Boise St.	14	12	212	121	57.1	1,752	8.3	11	9	75	8	37	83.7
2024	Arkansas	4	4	121	65	53.7	957	7.9	4	4	58	9	68	77.0
Totals		33	26	604	352	58.3	4,751	7.9	29	19	75	24	166	86.3

ALL RUSHING STATISTICS

DATE	TEAM	GP	GS	NO.	YDS.	AVG.	LG	TD
2021	Boise St.	2	0	5	2	0.4	17	0
2022	Boise St.	13	10	81	588	7.3	91	10
2023	Boise St.	14	12	78	436	5.6	70	9
2024	Arkansas	4	4	59	325	5.5	36	4
Totals		33	26	223	1,351	6.1	91	23

ALL PASSING/RUSHING STATISTICS

DATE	TEAM	GP	GS	PASSING											RUSHING				
				ATT.	CMP.	PCT.	YDS	AVG.	TD	INT.	LG	SK	LST	RATE	NO.	YDS.	AVG.	LG	TD
2021	Boise St.	2	0	0	0	0.0	0	0.0	0	0	0	1	16	0.0	5	2	0.4	17	0
2022	Boise St.	13	10	271	166	61.3	2,042	7.5	14	6	52	6	45	92.5	81	588	7.3	91	10
2023	Boise St.	14	12	212	121	57.1	1,752	8.3	11	9	75	8	37	83.7	78	436	5.6	70	9
2024	Arkansas	4	4	121	65	53.7	957	7.9	4	4	58	9	68	77.0	59	325	5.5	36	4
Totals		33	26	604	352	58.3	4,751	7.9	29	19	75	24	166	86.3	223	1,351	6.1	91	23

SINGLE-GAME HIGHS: QUARTERBACK

Pass Attempts 45 at Oklahoma St., Sep 07, 2024
39 at Washington, Sep 02, 2023
38 vs. Fresno St., Dec 03, 2022

Pass Completions 26 at Oklahoma St., Sep 07, 2024
24 vs. Colorado St., Oct 29, 2022
20 at Wyoming, Nov 19, 2022

Yards Passing 416 at Oklahoma St., Sep 07, 2024
305 vs. Colorado St., Oct 29, 2022
244 at Washington, Sep 02, 2023

TD Passes 4 vs. Utah St., Nov 25, 2022
2 vs. Ark.-Pine Bluff, Aug 29, 2024
...5 more at 2.

Completion Percentage 80.0 at UNLV, Dec 02, 2023
...1 more at 80.0.

Rush Attempts 18 at Auburn, Sep 21, 2024
...1 more at 18.

Rushing Yards 121 vs. North Texas, Dec 17, 2022
105 vs. San Diego St., Sep 30, 2022
102 at Oregon St., Sep 03, 2022

Rushing Average 13.1 vs. San Diego St., Sep 30, 2022
11.3 at UNLV, Dec 02, 2023
10.1 vs. North Texas, Dec 17, 2022

Rushing TDs 2 vs. UAB, Sep 14, 2024
...6 more at 2.

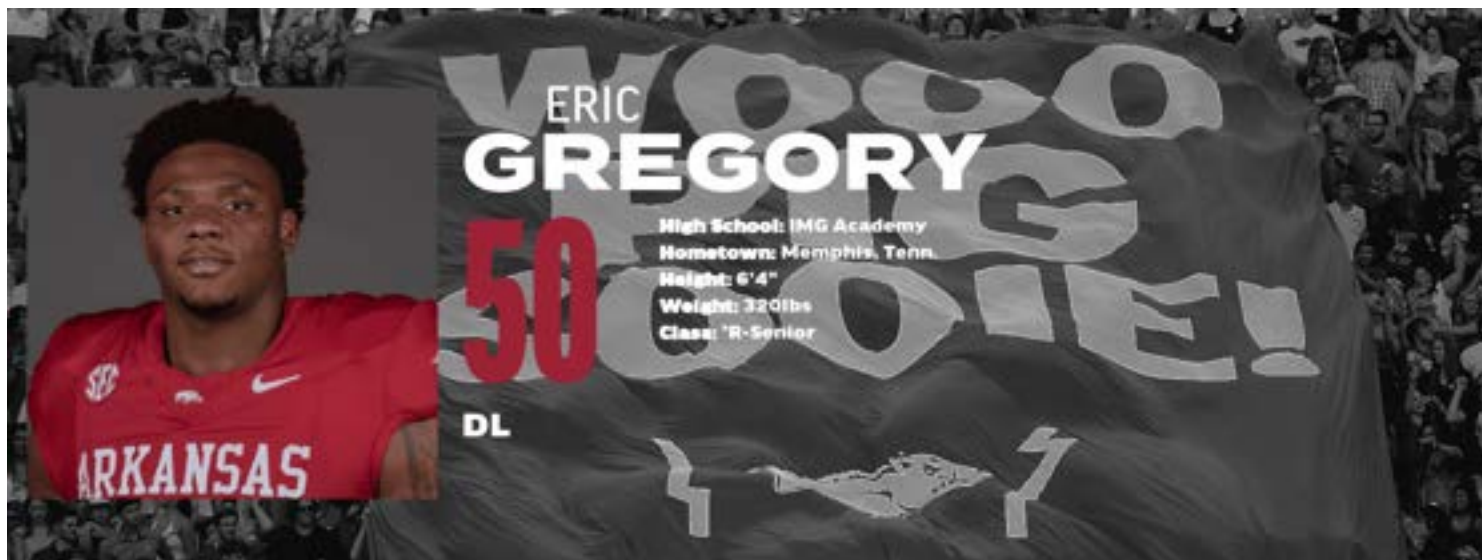
Game 5: Texas A&M

300-YARD PASSING GAMES (2): ALL

DATE	TEAM	NO.	YDS.	AVG.	LG	TD
10/29/22	COLORADO ST.	24	305	12.7	33	2
09/07/24	at Oklahoma St.	26	416	16.0	43	1

2024 GAME-BY-GAME ALL STATISTICS (ARKANSAS)

DATE	OPPONENT	P/S	PASSING										RUSHING					SCORE	
			ATT	CMP	YDS	PCT	Y/A	Y/C	TD	INT	LG	SK/YD	RATE	ATT	YDS	LG	TD		W/L
08/29	Ark.-Pine Bluff	S	23	16	229	69.6	10.0	14.3	2	0	34	0/0	130.5	6	88	36	2	W	70-0
09/07	at Oklahoma St.	S	45	26	416	57.8	9.2	16.0	1	1	43	3/28	86.9	18	61	31	0	L	31-39
09/14	UAB	S	26	11	161	42.3	6.2	14.6	0	1	29	3/13	47.1	17	96	14	2	W	37-27
09/21	at Auburn	S	27	12	151	44.4	5.6	12.6	1	2	58	3/27	43.9	18	80	22	0	W	24-14
2024 totals		4-4	121	65	957	53.7	7.9	14.7	4	4	58	9/68	77.0	59	325	36	4	3-1	



- ▶ In his sixth season in Fayetteville with 36 career starts
- ▶ Has played in 42 consecutive games, splitting time between defensive tackle and defensive end

- ▶ Recorded five tackles and a hurry against UAB (Sept. 14)
- ▶ Has recorded a sack in five consecutive seasons.
- ▶ Fall SEC Academic Honor Roll (2021, 2022)
- ▶ Four-star prospect by Rivals and ESPN

ALL DEFENSIVE STATISTICS

DATE	TEAM	GP	GS	TK	S	A	TACKLES					INTERCEPTIONS					O. FUMB					ST					MISC						
							TFL	YDS	SK	YDS	QH	NO	YDS	LG	TD	PD	FF	FR	TD	YDS	TK	S	A	FF	FR	S	A	S	A				
2019	Arkansas	2	0	4	1	3	0.0	0.0	0.0	0.0	0	0	0	0	0	0	0	0	0	0	0	0	0	0	0	0	0	0	0	0	0	0	0
2020	Arkansas	9	7	27	12	15	3.0	22.0	2.5	21.0	1	1	0	0	0	0	0	0	0	0	0	0	0	0	0	0	0	0	0	0	0	0	
2021	Arkansas	13	3	27	7	20	4.0	12.0	1.0	9.0	3	0	0	0	0	1	0	0	0	0	0	0	0	0	0	0	0	0	0	0	0	0	
2022	Arkansas	12	9	19	8	11	4.0	14.0	2.0	11.0	4	0	0	0	0	0	0	0	0	0	0	0	0	0	0	0	0	0	0	0	0	0	
2023	Arkansas	12	12	16	8	8	2.5	6.0	1.0	4.0	6	0	0	0	0	1	0	0	0	0	0	0	0	0	0	0	0	0	0	0	0	0	
2024	Arkansas	4	4	11	4	7	1.5	7.0	1.0	6.0	1	0	0	0	0	0	0	0	0	0	0	0	0	0	0	0	0	0	0	0	0	0	
Totals		52	35	104	40	64	15.0	61.0	7.5	51.0	15	1	0	0	0	2	0	0	0	0	0	0	0	0	0	0	0	0	0	0	0	0	

SINGLE-GAME HIGHS: DEFENSIVE

Total Tackles	6 at Auburn, Oct 10, 2020 5 vs. UAB, Sep 14, 2024 ...1 more at 5.	Passes Defensed	1 at Ole Miss, Oct 07, 2023 ...1 more at 1.
Solo Tackles	4 at Auburn, Oct 10, 2020 3 at Missouri, Nov 25, 2022 2 at Auburn, Sep 21, 2024 ...8 more at 2.	Tackles For Loss	2 at Texas A&M, Sep 24, 2022 ...1 more at 2.
Sacks	1.0 vs. Ark.-Pine Bluff, Aug 29, 2024 ...6 more at 1.0.	Interceptions	1 vs. Tennessee, Nov 07, 2020

2024 GAME-BY-GAME ALL STATISTICS (ARKANSAS)

DATE	OPPONENT	P/S	TACKLES					INTERCEPTIONS					O. FUMB					ST					MISC						
			TK	S	A	SK	YDS	TFL	YDS	QH	NO	YDS	LG	TD	PD	FF	FR	TD	YDS	TK	S	A	FF	FR	S	A	W/L	SCORE	
08/29	Ark.-Pine Bluff	S	2	1	1	1.0	6.0	1.5	7.0	0	0	0	0	0	0	0	0	0	0	0	0	0	0	0	0	0	0	W	70-0
09/07	at Oklahoma St.	S	2	0	2	0.0	0.0	0.0	0.0	0	0	0	0	0	0	0	0	0	0	0	0	0	0	0	0	0	L	31-39	
09/14	UAB	S	5	1	4	0.0	0.0	0.0	0.0	1	0	0	0	0	0	0	0	0	0	0	0	0	0	0	0	0	W	37-27	
09/21	at Auburn	S	2	2	0	0.0	0.0	0.0	0.0	0	0	0	0	0	0	0	0	0	0	0	0	0	0	0	0	0	W	24-14	
2024 totals		4-4	11	4	7	1.0	6.0	1.5	7.0	1	0	0	0	0	0	0	0	0	0	0	0	0	0	0	0	0	3-1		



- ▶ 2024 John Mackey Award Watch List
- ▶ 2024 Comeback Player of the Year Award Watch List
- ▶ Scored on a 43-yard pass from Taylen Green at Oklahoma State (Sept. 7)
- ▶ Named to The Athletic's Midseason Freshman All-America team (2023)

- ▶ Ranked first among all freshmen tight ends in receiving yards and ranked seventh among all FBS tight ends in receiving yards at the time of his injury.
- ▶ Earned John Mackey Tight End of the Week honors after registering six receptions for 116 yards and two touchdowns at LSU (Sept. 23).

ALL RUSHING/RECEIVING STATISTICS

DATE	TEAM	GP	GS	NO.	RECEIVING				TD	NO.	RUSHING			
					YDS.	AVG.	LG	YDS.			AVG.	LG	TD	
2023	Arkansas	5	5	16	253	15.8	59	3	0	0	0.0	0	0	
2024	Arkansas	4	4	6	91	15.2	43	1	0	0	0.0	0	0	
Totals		9	9	22	344	15.6	59	4	0	0	0.0	0	0	

SINGLE-GAME HIGHS: RECEIVING

Receptions	6 at LSU, Sep 23, 2023 4 vs. BYU, Sep 16, 2023 3 vs. Ark.-Pine Bluff, Aug 29, 2024 ...1 more at 3.	Receiving TDs	2 at LSU, Sep 23, 2023 1 at Oklahoma St., Sep 07, 2024 ...1 more at 1.
Receiving Yards	116 at LSU, Sep 23, 2023 78 vs. BYU, Sep 16, 2023 46 at Oklahoma St., Sep 07, 2024	All-Purpose Yards	116 at LSU, Sep 23, 2023 78 vs. BYU, Sep 16, 2023 46 at Oklahoma St., Sep 07, 2024
Receiving Average	19.5 vs. BYU, Sep 16, 2023 19.3 at LSU, Sep 23, 2023 14.0 vs. Ark.-Pine Bluff, Aug 29, 2024		

100-YARD RECEIVING GAMES (1): ALL

DATE	TEAM	NO.	YDS.	AVG.	LG	TD
09/23/23	at LSU	6	116	19.3	59	2

2024 GAME-BY-GAME ALL STATISTICS (ARKANSAS)

DATE	OPPONENT	P/S	NO.	RECEIVING				NO.	RUSHING				W/L	SCORE
				YDS.	AVG.	LG	TD		YDS.	AVG.	LG	TD		
08/29	Ark.-Pine Bluff	S	3	42	14.0	20	0	0	0	0.0	0	0	W	70-0
09/07	at Oklahoma St.	S	2	46	23.0	43	1	0	0	0.0	0	0	L	31-39
09/14	UAB	S	0	0	0.0	0	0	0	0	0.0	0	0	W	37-27
09/21	at Auburn	S	1	3	3.0	3	0	0	0	0.0	0	0	W	24-14
2024 totals		4-4	6	91	15.2	43	1	0	0	0.0	0	0	3-1	



- ▶ Transferred from Florida State to Florida A&M during the spring before arriving in Fayetteville.
- ▶ Rushed for 16 yards and scored a TD in win over UAPB (Aug. 29)
- ▶ Scored a TD and rushed for 30 yards in win over No. 16 Duke (Oct. 21, 2023)

- ▶ Rushed for a career-high 55 yards and a score on nine carries in his collegiate debut against Duquesne (Aug. 27, 2022)
- ▶ Four-star prospect rated No. 235 in ESPN300
- ▶ Also played basketball and ran track while at Bulloch Academy

ALL RUSHING/RECEIVING STATISTICS

DATE	TEAM	GP	GS	RUSHING					RECEIVING				
				NO.	YDS.	AVG.	LG	TD	NO.	YDS.	AVG.	LG	TD
2022	Florida St.	4	0	27	144	5.3	18	1	0	0	0.0	0	0
2023	Florida St.	13	0	50	190	3.8	19	1	5	83	16.6	48	0
2024	Arkansas	4	0	14	71	5.1	13	1	6	32	5.3	10	0
Totals		21	0	91	405	4.5	19	3	11	115	10.5	48	0

ALL RETURN STATISTICS

DATE	TEAM	KICKOFF RETURNS					PUNT RETURNS					
		RET.	YDS.	AVG.	LG	TD	NO.	FC	YDS.	AVG.	LG	TD
2022	Florida St.	0	0	0.0	0	0	0	0	0	0.0	0	0
2023	Florida St.	2	42	21.0	27	0	0	0	0	0.0	0	0
2024	Arkansas	1	16	16.0	16	0	0	0	0	0.0	0	0
Totals		3	58	19.3	27	0	0	0	0	0.0	0	0

SINGLE-GAME HIGHS: RUSHING/RECEIVING

Rush Attempts	9 vs. Louisiana, Nov 19, 2022 ...1 more at 9.	Receiving Yards	47 at Pittsburgh, Nov 04, 2023 23 at Wake Forest, Oct 28, 2023 16 vs. Ark.-Pine Bluff, Aug 29, 2024
Rushing Yards	55 vs. Duquesne, Aug 27, 2022 42 at Boston College, Sep 16, 2023 41 vs. Georgia Tech, Oct 29, 2022	Receiving Average	3.0 at Oklahoma St., Sep 07, 2024
Rushing Average	6.1 vs. Duquesne, Aug 27, 2022 3.4 vs. Louisiana, Nov 19, 2022	All-Purpose Yards	72 vs. Duke, Oct 21, 2023 55 vs. Duquesne, Aug 27, 2022 52 at Pittsburgh, Nov 04, 2023
Rushing TDs	1 vs. Ark.-Pine Bluff, Aug 29, 2024 ...2 more at 1.	Kickoff Returns	2 vs. Duke, Oct 21, 2023 1 vs. UAB, Sep 14, 2024
Receptions	3 at Oklahoma St., Sep 07, 2024 2 vs. Ark.-Pine Bluff, Aug 29, 2024 ...1 more at 2.	Kickoff Return Yards	42 vs. Duke, Oct 21, 2023 16 vs. UAB, Sep 14, 2024

2024 GAME-BY-GAME ALL STATISTICS (ARKANSAS)

DATE	OPPONENT	P/S	RUSHING					RECEIVING					W/L	SCORE
			NO.	YDS.	AVG.	LG	TD	NO.	YDS.	AVG.	LG	TD		
08/29	Ark.-Pine Bluff	P	4	15	3.8	6	1	2	16	8.0	10	0	W	70-0
09/07	at Oklahoma St.	P	4	19	4.8	12	0	3	9	3.0	9	0	L	31-39
09/14	UAB	P	3	23	7.7	13	0	0	0	0.0	0	0	W	37-27
09/21	at Auburn	P	3	14	4.7	7	0	1	7	7.0	7	0	W	24-14
2024 totals		4-0	14	71	5.1	13	1	6	32	5.3	10	0	3-1	



- ▶ 2024 Honorable Mention Preseason All-SEC selection
- ▶ First Arkansas RB since Alex Collins in 2015 to rush for a TD in four straight games
- ▶ Rushed for a career-high 149 yards and three touchdowns on 24 carries (6.2 ypc) at No. 16 Oklahoma State (Sept. 7)

- ▶ Spent 2020 season at Texas before spending the 2021-23 seasons at Utah
- ▶ Played in 12 games with 11 starts in 2023 while leading the Utes in carries (161), rushing yards (797), rushing touchdowns (4) and 100-yard games (3)
- ▶ Saw action at quarterback, running back and on special teams during the 2022 season at Utah

ALL RUSHING/RECEIVING STATISTICS

DATE	TEAM	GP	GS	NO.	RUSHING				RECEIVING				
					YDS.	AVG.	LG	TD	NO.	YDS.	AVG.	LG	TD
2020	Texas	1	0	0	0	0.0	0	0	0	0	0.0	0	0
2021	Utah	4	0	6	30	5.0	10	1	0	0	0.0	0	0
2022	Utah	12	0	78	531	6.8	66	9	1	8	8.0	8	0
2023	Utah	13	11	161	797	5.0	54	4	9	53	5.9	18	0
2024	Arkansas	4	4	69	472	6.8	46	8	5	49	9.8	14	0
Totals		34	15	314	1,830	5.8	66	22	15	110	7.3	18	0

SINGLE-GAME HIGHS: RUSHING/RECEIVING

- Rush Attempts**
 - 26 at Southern California, Oct 21, 2023
 - 24 at Oklahoma St., Sep 07, 2024
 - 22 at Auburn, Sep 21, 2024
 - ...1 more at 22.
- Rushing Yards**
 - 149 at Oklahoma St., Sep 07, 2024
 - 147 vs. UAB, Sep 14, 2024
 - 129 at Baylor, Sep 09, 2023
- Rushing Average**
 - 12.6 vs. Ark.-Pine Bluff, Aug 29, 2024
 - 11.7 at Colorado, Nov 26, 2022
 - 9.8 vs. UAB, Sep 14, 2024
- Rushing TDs**
 - 3 at Oklahoma St., Sep 07, 2024
 - ...1 more at 3.

- Receptions**
 - 3 at Arizona, Nov 18, 2023
 - 2 at Oklahoma St., Sep 07, 2024
 - ...2 more at 2.
- Receiving Yards**
 - 24 at Arizona, Nov 18, 2023
 - 21 at Oklahoma St., Sep 07, 2024
 - 20 vs. Ark.-Pine Bluff, Aug 29, 2024
- Receiving Average**
 - 8.0 at Arizona, Nov 18, 2023
- All-Purpose Yards**
 - 170 at Oklahoma St., Sep 07, 2024
 - 155 vs. UAB, Sep 14, 2024
 - 140 at Baylor, Sep 09, 2023

100-YARD RUSHING GAMES (8): ALL

DATE	TEAM	ATT.	YDS.	AVG.	LG	TD
11/26/22	at Colorado	10	117	11.7	66	3
12/02/22	at Southern California	13	105	8.1	53	2
09/09/23	at Baylor	19	129	6.8	44	0
10/21/23	at Southern California	26	117	4.5	26	0
11/04/23	ARIZONA ST.	13	111	8.5	54	1
08/29/24	ARK.-PINE BLUFF	8	101	12.6	46	2
09/07/24	at Oklahoma St.	24	149	6.2	26	3
09/14/24	UAB	15	147	9.8	28	1

Game 5: Texas A&M

2024 GAME-BY-GAME ALL STATISTICS (ARKANSAS)

DATE	OPPONENT	P/S	NO.	RUSHING				RECEIVING				W/L	SCORE	
				YDS.	AVG.	LG	TD	NO.	YDS.	AVG.	LG			TD
08/29	Ark.-Pine Bluff	S	8	101	12.6	46	2	2	20	10.0	14	0	W	70-0
09/07	at Oklahoma St.	S	24	149	6.2	26	3	2	21	10.5	13	0	L	31-39
09/14	UAB	S	15	147	9.8	28	1	1	8	8.0	8	0	W	37-27
09/21	at Auburn	S	22	75	3.4	10	2	0	0	0.0	0	0	W	24-14
2024 totals		4-4	69	472	6.8	46	8	5	49	9.8	14	0	3-1	

Game 5: Texas A&M



- ▶ 2024 Bronko Nagurski Trophy Watch List
- ▶ 2024 Chuck Bednarik Award Watch List
- ▶ 2024 Lombardi Award Watch List

- ▶ 2024 Walter Camp Second-Team Preseason All-American
- ▶ 2023 First-Team All-SEC
- ▶ Led Arkansas in tackles for loss (13.5) and sacks (6.5) while making a career-best 44 total tackles in 2023

ALL DEFENSIVE STATISTICS

DATE	TEAM	GP	TACKLES								INTERCEPTIONS						O. FUMB				ST				MISC			
			GS	TK	S	A	TFL	YDS	SK	YDS	QH	NO	YDS	LG	TD	PD	FF	FR	TD	YDS	TK	S	A	FF	FR	S	A	
2021	LSU	6	0	0	0	0	0.0	0.0	0.0	0.0	0	0	0	0	0	0	0	0	0	0	0	0	0	0	0	0	0	0
2022	Arkansas	12	6	19	7	12	2.5	18.0	2.0	17.0	2	0	0	0	0	1	1	0	0	0	0	0	0	0	0	0	0	0
2023	Arkansas	12	12	44	22	22	13.5	78.0	6.5	54.0	2	0	0	0	0	1	0	0	0	0	0	0	0	0	0	0	0	
2024	Arkansas	4	4	10	7	3	1.0	1.0	0.0	0.0	2	0	0	0	0	2	0	0	0	0	0	0	0	0	0	0	0	
Totals		34	22	73	36	37	17.0	97.0	8.5	71.0	6	0	0	0	0	4	1	0	0	0	0	0	0	0	0	0	0	

SINGLE-GAME HIGHS: DEFENSIVE

<p>Total Tackles 11 at Alabama, Oct 14, 2023 5 vs. UAB, Sep 14, 2024 ...2 more at 5.</p> <p>Solo Tackles 7 at Alabama, Oct 14, 2023 4 vs. BYU, Sep 16, 2023 3 vs. UAB, Sep 14, 2024</p> <p>Sacks 3.5 at Alabama, Oct 14, 2023 1.0 vs. FIU, Nov 18, 2023 ...3 more at 1.0.</p>	<p>Passes Defensed 2 vs. UAB, Sep 14, 2024 1 vs. Mississippi St., Oct 21, 2023 ...1 more at 1.</p> <p>Forced Fumbles 1 at Texas A&M, Sep 24, 2022</p> <p>Tackles For Loss 3.5 at Alabama, Oct 14, 2023 3 vs. BYU, Sep 16, 2023 1.5 vs. FIU, Nov 18, 2023 ...2 more at 1.5.</p>
---	--

2024 GAME-BY-GAME ALL STATISTICS (ARKANSAS)

DATE	OPPONENT	P/S	TACKLES								INTERCEPTIONS						O. FUMB				ST				MISC				
			TK	S	A	SK	YDS	TFL	YDS	QH	NO	YDS	LG	TD	PD	FF	FR	TD	YDS	TK	S	A	FF	FR	S	A	W/L	SCORE	
08/29	Ark.-Pine Bluff	S	1	1	0	0.0	0.0	1.0	1.0	2	0	0	0	0	0	0	0	0	0	0	0	0	0	0	0	0	0	W	70-0
09/07	at Oklahoma St.	S	2	1	1	0.0	0.0	0.0	0.0	0	0	0	0	0	0	0	0	0	0	0	0	0	0	0	0	0	0	L	31-39
09/14	UAB	S	5	3	2	0.0	0.0	0.0	0.0	0	0	0	0	0	2	0	0	0	0	0	0	0	0	0	0	0	W	37-27	
09/21	at Auburn	S	2	2	0	0.0	0.0	0.0	0.0	0	0	0	0	0	0	0	0	0	0	0	0	0	0	0	0	0	W	24-14	
2024 totals		4-4	10	7	3	0.0	0.0	1.0	1.0	2	0	0	0	0	2	0	0	0	0	0	0	0	0	0	0	0	3-1		



- ▶ One of the more experienced players on the defense with 38 games played and 25 career starts.
- ▶ Registered an interception in a win at Auburn (Sept. 21)
- ▶ Started all 12 games and racked up a new career-high 62 total tackles with 1.5 tackles for loss on the season (2023)

- ▶ Recorded his first career double-digit tackle game at Ole Miss (Oct. 7, 2023), tallying 11 total stops
- ▶ Saw action in 337 snaps with 269 coming on defense and 68 on special teams as a freshman
- ▶ Saw time at quarterback, wide receiver, running back, cornerback and safety at Cedartown High School

ALL DEFENSIVE STATISTICS

DATE	TEAM	GP	GS	TK	S	A	TACKLES				INTERCEPTIONS				O. FUMB				ST				MISC							
							TFL	YDS	SK	YDS	QH	NO	YDS	LG	TD	PD	FF	FR	TD	YDS	TK	S	A	FF	FR	S	A			
2021	Arkansas	11	3	24	9	15	2.0	7.0	0.0	0.0	0	0	0	0	0	0	0	0	0	0	0	0	0	0	0	0	0	0	0	0
2022	Arkansas	11	6	30	16	14	1.0	6.0	1.0	6.0	1	0	0	0	0	0	1	0	0	0	0	0	0	0	0	0	0	0	0	0
2023	Arkansas	12	10	62	30	32	1.5	4.0	0.0	0.0	1	1	0	0	0	3	1	0	0	0	0	0	0	0	0	0	0	0	0	0
2024	Arkansas	4	4	18	10	8	2.0	4.0	0.0	0.0	0	1	10	10	0	2	0	0	0	0	0	0	0	0	0	0	0	0	0	0
Totals		38	23	134	65	69	6.5	21.0	1.0	6.0	2	2	10	10	0	5	2	0	0	0	0	0	0	0	0	0	0	0	0	0

SINGLE-GAME HIGHS: DEFENSIVE

Total Tackles	11 at Ole Miss, Oct 07, 2023 10 vs. UAB, Sep 14, 2024 8 vs. Kent St., Sep 09, 2023 ...1 more at 8.	Forced Fumbles	1 vs. Western Caro., Sep 02, 2023 ...1 more at 1.
Solo Tackles	4 vs. UAB, Sep 14, 2024 ...4 more at 4.	Tackles For Loss	1 at Auburn, Sep 21, 2024 ...5 more at 1.
Sacks	1.0 vs. South Carolina, Sep 10, 2022	Interceptions	1 at Auburn, Sep 21, 2024 ...1 more at 1.
Passes Defensed	2 at Alabama, Oct 14, 2023 1 at Auburn, Sep 21, 2024 ...2 more at 1.	Interception Return Yards	10 at Auburn, Sep 21, 2024

2024 GAME-BY-GAME ALL STATISTICS (ARKANSAS)

DATE	OPPONENT	P/S	TK	S	A	TACKLES				INTERCEPTIONS				O. FUMB				ST				MISC		W/L	SCORE							
						SK	YDS	TFL	YDS	QH	NO	YDS	LG	TD	PD	FF	FR	TD	YDS	TK	S	A	FF			FR	S	A				
08/29	Ark.-Pine Bluff	S	2	1	1	0.0	0.0	0.0	0.0	0	0	0	0	0	0	0	0	0	0	0	0	0	0	0	0	0	0	0	0	0	W	70-0
09/07	at Oklahoma St.	S	4	3	1	0.0	0.0	0.0	0.0	0	0	0	0	0	1	0	0	0	0	0	0	0	0	0	0	0	0	0	0	0	L	31-39
09/14	UAB	S	10	4	6	0.0	0.0	1.0	1.0	0	0	0	0	0	0	0	0	0	0	0	0	0	0	0	0	0	0	0	0	0	W	37-27
09/21	at Auburn	S	2	2	0	0.0	0.0	1.0	3.0	0	1	10	10	0	1	0	0	0	0	0	0	0	0	0	0	0	0	0	0	0	W	24-14
2024 totals		4-4	18	10	8	0.0	0.0	2.0	4.0	0	1	10	10	0	2	0	0	0	0	0	0	0	0	0	0	0	0	0	0	3-1		

Game 5: Texas A&M



- ▶ Transferred from Albany following 2023 season
- ▶ Recorded two tackles in a win at Auburn (Sept. 21)
- ▶ Recorded a TFL at Oklahoma State (Sept. 7)

- ▶ Led all of FCS with 15 sacks in 2023, the post by an FCS player since 2021
- ▶ 2024 National Preseason Newcomer of the Year (CFN)
- ▶ 2024 National Preseason Transfer of the Year (CFN)

ALL DEFENSIVE STATISTICS

DATE	TEAM	GP	GS	TK	S	A	TACKLES					INTERCEPTIONS					O. FUMB					ST					MISC					
							TFL	YDS	SK	YDS	QH	NO	YDS	LG	TD	PD	FF	FR	TD	YDS	TK	S	A	FF	FR	S	A					
2019	Southern Conn. St.	9	7	40	24	16	7.5	59.0	5.5	37.0	4	0	0	0	0	0	2	0	0	0	0	0	0	0	0	0	0	0	0	0	0	0
2022	UAlbany	11	7	38	25	13	12.0	37.0	4.5	27.0	5	0	0	0	0	2	0	0	0	0	0	0	0	0	0	0	0	0	0	0	0	
2023	UAlbany	15	15	55	34	21	21.5	118.0	14.0	107.0	12	0	0	0	0	3	5	0	0	0	0	0	0	0	0	0	0	0	0	0	0	
2024	Arkansas	4	0	6	4	2	1.0	1.0	0.0	0.0	0	0	0	0	0	0	0	0	0	0	0	0	0	0	0	0	0	0	0	0	0	
Totals		39	29	139	87	52	42.0	215.0	24.0	171.0	21	0	0	0	0	5	7	0	0	0	0	0	0	0	0	0	0	0	0	0	0	

SINGLE-GAME HIGHS: DEFENSIVE

<p>Total Tackles 8 at Towson, Oct 07, 2023 7 at Rhode Island, Nov 19, 2022 ...2 more at 7.</p> <p>Solo Tackles 5 at Towson, Oct 07, 2023 ...4 more at 5.</p> <p>Sacks 3.0 vs. Fordham, Aug 26, 2023 2.5 at Stonehill, Nov 02, 2019 2.0 vs. Villanova, Sep 30, 2023 ...2 more at 2.0.</p>	<p>Passes Defensed 1 vs. Richmond, Dec 02, 2023 ...4 more at 1.</p> <p>Forced Fumbles 1 at Idaho, Dec 09, 2023 ...6 more at 1.</p> <p>Tackles For Loss 4 vs. Fordham, Aug 26, 2023 3 at Villanova, Oct 22, 2022 2.5 at Towson, Oct 07, 2023 ...3 more at 2.5.</p>
--	---

2024 GAME-BY-GAME ALL STATISTICS (ARKANSAS)

DATE	OPPONENT	P/S	TACKLES					INTERCEPTIONS					O. FUMB					ST					MISC		SCORE							
			TK	S	A	SK	YDS	TFL	YDS	QH	NO	YDS	LG	TD	PD	FF	FR	TD	YDS	TK	S	A	FF	FR		S	A	W/L				
08/29	Ark.-Pine Bluff	P	1	0	1	0.0	0.0	0.0	0	0	0	0	0	0	0	0	0	0	0	0	0	0	0	0	0	0	0	0	0	0	W	70-0
09/07	at Oklahoma St.	P	1	1	0	0.0	0.0	1.0	1.0	0	0	0	0	0	0	0	0	0	0	0	0	0	0	0	0	0	0	0	0	0	L	31-39
09/14	UAB	P	2	1	1	0.0	0.0	0.0	0.0	0	0	0	0	0	0	0	0	0	0	0	0	0	0	0	0	0	0	0	0	0	W	37-27
09/21	at Auburn	P	2	2	0	0.0	0.0	0.0	0.0	0	0	0	0	0	0	0	0	0	0	0	0	0	0	0	0	0	0	0	0	0	W	24-14
2024 totals		4-0	6	4	2	0.0	0.0	1.0	1.0	0	0	0	0	0	0	0	0	0	0	0	0	0	0	0	0	0	0	0	0	3-1		



- ▶ Played a role in four of the Hogs' five takeaways with two interceptions, a forced fumble and a pass breakup at Auburn (Sept. 21)
- ▶ Recorded first career interception against UAB (Sept. 14)

- ▶ Recorded a career-high 12 tackles at Oklahoma State (Sept. 7)
- ▶ Has already eclipsed his 2023 tackle total of 15
- ▶ Made first career start and registered two tackles against UAPB (Aug. 29)
- ▶ Brother Tevis is a freshman on the team

ALL DEFENSIVE STATISTICS

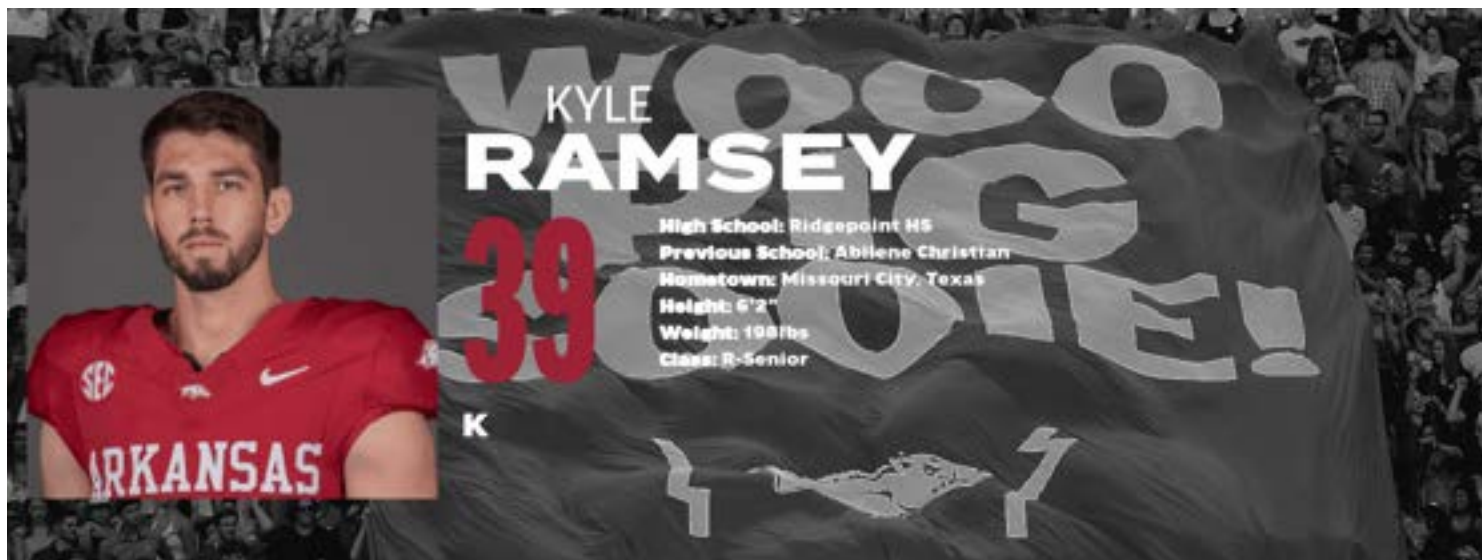
DATE	TEAM	GP	GS	TK	S	A	TACKLES					INTERCEPTIONS					O. FUMB					ST					MISC					
							TFL	YDS	SK	YDS	QH	NO	YDS	LG	TD	PD	FF	FR	TD	YDS	TK	S	A	FF	FR	S	A					
2023	Arkansas	12	0	15	9	6	0.0	0.0	0.0	0.0	0	0	0	0	0	0	0	0	1	0	0	0	0	0	0	0	0	0	0	0	0	0
2024	Arkansas	4	4	25	17	8	0.0	0.0	0.0	0.0	0	3	44	23	0	2	1	0	0	0	0	0	0	0	0	0	0	0	0	0	0	
Totals		16	4	40	26	14	0.0	0.0	0.0	0.0	0	3	44	23	0	2	1	1	0	0	0	0	0	0	0	0	0	0	0	0		

SINGLE-GAME HIGHS: DEFENSIVE

Total Tackles	12 at Oklahoma St., Sep 07, 2024 7 vs. UAB, Sep 14, 2024 5 vs. Auburn, Nov 11, 2023	Fumble Recoveries	1 vs. Western Caro., Sep 02, 2023
Solo Tackles	6 at Oklahoma St., Sep 07, 2024 5 vs. UAB, Sep 14, 2024 4 at Auburn, Sep 21, 2024 ...1 more at 4.	Interceptions	2 at Auburn, Sep 21, 2024 1 vs. UAB, Sep 14, 2024
Passes Defensed	2 at Auburn, Sep 21, 2024	Interception Return Yards	23 vs. UAB, Sep 14, 2024 21 at Auburn, Sep 21, 2024
Forced Fumbles	1 at Auburn, Sep 21, 2024		

2024 GAME-BY-GAME ALL STATISTICS (ARKANSAS)

DATE	OPPONENT	P/S	TK	S	A	TACKLES					INTERCEPTIONS					O. FUMB					ST					MISC						
						SK	YDS	TFL	YDS	QH	NO	YDS	LG	TD	PD	FF	FR	TD	YDS	TK	S	A	FF	FR	S	A	W/L	SCORE				
08/29	Ark.-Pine Bluff	S	2	2	0	0.0	0.0	0.0	0.0	0	0	0	0	0	0	0	0	0	0	0	0	0	0	0	0	0	0	0	0	0	W	70-0
09/07	at Oklahoma St.	S	12	6	6	0.0	0.0	0.0	0.0	0	0	0	0	0	0	0	0	0	0	0	0	0	0	0	0	0	0	0	0	0	L	31-39
09/14	UAB	S	7	5	2	0.0	0.0	0.0	0.0	0	1	23	23	0	0	0	0	0	0	0	0	0	0	0	0	0	0	0	0	W	37-27	
09/21	at Auburn	S	4	4	0	0.0	0.0	0.0	0.0	0	2	21	21	0	2	1	0	0	0	0	0	0	0	0	0	0	0	0	0	W	24-14	
2024 totals		4-4	25	17	8	0.0	0.0	0.0	0.0	0	3	44	23	0	2	1	0	0	0	0	0	0	0	0	0	0	0	0	0	3-1		



- ▶ Transferred to Arkansas from Abilene Christian, where he spent the 2023 season
- ▶ Made a 51-yard field goal in win over UAB (Sept. 14)
- ▶ Made a 45-yard field goal to force OT at Oklahoma State (Sept. 7)

- ▶ Spent 2019-22 seasons at Houston
- ▶ College Sports Communicators Academic All-District Team (2022)

ALL KICKING STATISTICS

DATE	TEAM	GP	FGM	FGA	PCT.	LG	XP	XPA	PCT.	BLK	PTS
2023	Abilene Christian	11	13	14	92.9	54	28	29	96.6	0	67
2024	Arkansas	4	5	9	55.6	51	21	21	100.0	0	36
Totals		15	18	23	78.3	54	49	50	98.0	0	103

ALL FIELD-GOAL ACCURACY STATISTICS

DATE	TEAM	1-19	PCT.	20-29	PCT.	30-39	PCT.	40-49	PCT.	50+	PCT.
2023	Abilene Christian	0-0	0.0	1-1	100.0	2-2	100.0	7-7	100.0	3-4	75.0
2024	Arkansas	0-0	0.0	1-1	100.0	0-0	0.0	3-7	42.9	1-1	100.0
Totals		0-0	0.0	2-2	100.0	2-2	100.0	10-14	71.4	4-5	80.0

SINGLE-GAME HIGHS: KICKER

Field Goals Made	3 vs. UAB, Sep 14, 2024 ...1 more at 3.	Points	13 vs. UAB, Sep 14, 2024 12 vs. North Ala., Oct 14, 2023
Field Goal Attempts	4 vs. UAB, Sep 14, 2024 3 at Oklahoma St., Sep 07, 2024 ...1 more at 3.	Kickoff Average	10 vs. Ark.-Pine Bluff, Aug 29, 2024 ...1 more at 10. 65.0 at SFA, Oct 21, 2023 ...1 more at 65.0.
Longest Field Goals Made	54 vs. North Ala., Oct 14, 2023 ...1 more at 54.	Extra Point Attempt Percentage	100.0 vs. Ark.-Pine Bluff, Aug 29, 2024 ...1 more at 100.0.
PATs Made	10 vs. Ark.-Pine Bluff, Aug 29, 2024 6 at Prairie View, Sep 09, 2023 4 vs. UAB, Sep 14, 2024 ...3 more at 4.	Field Goal Percentage	75.0 vs. UAB, Sep 14, 2024
PAT Attempts	10 vs. Ark.-Pine Bluff, Aug 29, 2024 6 at Prairie View, Sep 09, 2023 4 vs. UAB, Sep 14, 2024 ...4 more at 4.	Touchbacks	7 at SFA, Oct 21, 2023 ...1 more at 7.

2024 GAME-BY-GAME ALL STATISTICS (ARKANSAS)

DATE	OPPONENT	P	FIELD GOALS				EXTRA POINTS				PTS	W/L	SCORE
			FGM	FGA	PCT	LG	XP	XPA	PCT	BLK			
08/29	Ark.-Pine Bluff	P	0	0	0.0	0	10	10	100.0	0	10	W	70-0
09/07	at Oklahoma St.	P	1	3	33.3	45	4	4	100.0	0	7	L	31-39
09/14	UAB	P	3	4	75.0	51	4	4	100.0	0	13	W	37-27
09/21	at Auburn	P	1	2	50.0	43	3	3	100.0	0	6	W	24-14
2024 totals			4	5	55.6	51	21	21	100.0	0	36	3-1	



- ▶ Transferred from South Alabama following the 2023 season
- ▶ Picked off his first pass of the season in an upset win at Oklahoma State (Sept. 16, 2023)
- ▶ Returned a fumble 25 yards against Texas State (Nov. 25, 2023)

- ▶ Posted a career-best six tackles twice, against Louisiana (Oct. 1, 2022) and ULM (Oct. 15, 2022)
- ▶ Spent freshman year at Southwest Mississippi Community College
- ▶ Ranked nationally as a top-10 junior college cornerback

ALL DEFENSIVE STATISTICS

DATE	TEAM	GP	GS	TK	S	A	TACKLES					INTERCEPTIONS					O. FUMB					ST					MISC					
							TFL	YDS	SK	YDS	QH	NO	YDS	LG	TD	PD	FF	FR	TD	YDS	TK	S	A	FF	FR	S	A					
2022	South Alabama	11	9	28	15	13	0.0	0.0	0.0	0.0	0	0	0	0	0	2	0	0	0	0	0	0	0	0	0	0	0	0	0	0	0	0
2023	South Alabama	12	12	36	21	15	2.5	6.0	0.0	0.0	0	3	42	24	0	3	0	1	0	25	0	0	0	0	0	0	0	0	0	0	0	
2024	Arkansas	3	3	5	1	4	0.0	0.0	0.0	0.0	0	0	0	0	0	2	0	0	0	0	0	0	0	0	0	0	0	0	0	0		
Totals		26	24	69	37	32	2.5	6.0	0.0	0.0	0	3	42	24	0	7	0	1	0	25	0	0	0	0	0	0	0	0	0	0		

SINGLE-GAME HIGHS: DEFENSIVE

Total Tackles	6 vs. ULM, Oct 15, 2022 ...1 more at 6.	Interceptions	1 vs. Eastern Mich., Dec 23, 2023 ...2 more at 1.
Solo Tackles	4 at Texas St., Nov 25, 2023 3 at ULM, Oct 07, 2023 ...1 more at 3.	Interception Return Yards	24 at Oklahoma St., Sep 16, 2023 18 vs. Eastern Mich., Dec 23, 2023
Passes Defensed	3 vs. Eastern Mich., Dec 23, 2023 1 at Auburn, Sep 21, 2024 ...3 more at 1.	Longest Opponent's Fumble Return	25 at Texas St., Nov 25, 2023
Fumble Recoveries	1 at Texas St., Nov 25, 2023	Longest Own Fumble Return	25 at Texas St., Nov 25, 2023
Tackles For Loss	1 vs. Eastern Mich., Dec 23, 2023 0.5 at Texas St., Nov 25, 2023 ...2 more at 0.5.		

2024 GAME-BY-GAME ALL STATISTICS (ARKANSAS)

DATE	OPPONENT	P/S	TK	S	A	TACKLES					INTERCEPTIONS					O. FUMB					ST					MISC						
						YDS	TFL	YDS	QH	NO	YDS	LG	TD	PD	FF	FR	TD	YDS	TK	S	A	FF	FR	S	A	W/L	SCORE					
08/29	Ark.-Pine Bluff	S	0	0	0	0.0	0.0	0.0	0.0	0	0	0	0	0	1	0	0	0	0	0	0	0	0	0	0	0	0	0	0	0	W	70-0
09/07	at Oklahoma St.																														L	31-39
09/14	UAB	S	4	0	4	0.0	0.0	0.0	0.0	0	0	0	0	0	0	0	0	0	0	0	0	0	0	0	0	0	0	0	0	0	W	37-27
09/21	at Auburn	S	1	1	0	0.0	0.0	0.0	0.0	0	0	0	0	0	1	0	0	0	0	0	0	0	0	0	0	0	0	0	0	0	W	24-14
2024 totals		3-3	5	1	4	0.0	0.0	0.0	0.0	0	0	0	0	0	2	0	0	0	0	0	0	0	0	0	0	0	0	0	0	3-1		



- ▶ Rated a consensus Top 25 running back nationally
- ▶ Four-star prospect, according to 247 Sports, Rivals and ESPN
- ▶ Scored rushing touchdowns in wins over UAB and UAPB

- ▶ Third freshman running back to rush for multiple touchdowns in a season during the Sam Pittman era (2020-present)
- ▶ Registered 167 carries for 1,359 yards and two touchdowns as a senior

ALL RUSHING/RECEIVING STATISTICS

DATE	TEAM	GP	GS	RUSHING						RECEIVING				
				NO.	YDS.	AVG.	LG	TD	NO.	YDS.	AVG.	LG	TD	
2024	Arkansas	4	0	13	47	3.6	14	2	1	7	7.0	7	0	
Totals		4	0	13	47	3.6	14	2	1	7	7.0	7	0	

SINGLE-GAME HIGHS: RUSHING/RECEIVING

Rush Attempts	9 at Auburn, Sep 21, 2024 3 vs. Ark.-Pine Bluff, Aug 29, 2024 1 vs. UAB, Sep 14, 2024	Receptions	1 at Auburn, Sep 21, 2024
Rushing Yards	23 vs. Ark.-Pine Bluff, Aug 29, 2024 22 at Auburn, Sep 21, 2024 2 vs. UAB, Sep 14, 2024	Receiving Yards	7 at Auburn, Sep 21, 2024
Rushing Average	2.4 at Auburn, Sep 21, 2024	All-Purpose Yards	29 at Auburn, Sep 21, 2024 23 vs. Ark.-Pine Bluff, Aug 29, 2024 2 vs. UAB, Sep 14, 2024
Rushing TDs	1 vs. UAB, Sep 14, 2024 ...1 more at 1.		

2024 GAME-BY-GAME ALL STATISTICS (ARKANSAS)

DATE	OPPONENT	P/S	RUSHING						RECEIVING					W/L	SCORE
			NO.	YDS.	AVG.	LG	TD	NO.	YDS.	AVG.	LG	TD			
08/29	Ark.-Pine Bluff	P	3	23	7.7	11	1	0	0	0.0	0	0	0	W	70-0
09/07	at Oklahoma St.	P	0	0	0.0	0	0	0	0	0.0	0	0	0	L	31-39
09/14	UAB	P	1	2	2.0	2	1	0	0	0.0	0	0	0	W	37-27
09/21	at Auburn	P	9	22	2.4	14	0	1	7	7.0	7	0	W	24-14	
2024 totals		4-0	13	47	3.6	14	2	1	7	7.0	7	0	3-1		



- ▶ 2024 Second-Team Preseason All-SEC (CFN, Phil Steele)
- ▶ 2024 Jet Award Watch List
- ▶ Scored on a 58-yard TD pass from Taylen Green in win at Auburn (Sept. 21)
- ▶ 2023 Freshman (All-SEC Coaches)

- ▶ Led the team with 837 all-purpose yards, including four games 100-yard games in 2023
- ▶ His 23 kick returns are tied for sixth in a single season by a Razorback in school history with his 500 kick return yards ranked 10th (2023)

ALL RUSHING/RECEIVING STATISTICS

DATE	TEAM	GP	GS	NO.	RECEIVING				TD	NO.	RUSHING			
					YDS.	AVG.	LG	YDS.			AVG.	LG	TD	
2022	Arkansas	4	0	2	12	6.0	10	0	0	0	0.0	0	0	
2023	Arkansas	12	1	15	129	8.6	35	2	1	28	28.0	28	0	
2024	Arkansas	4	4	10	213	21.3	58	1	0	0	0.0	0	0	
Totals		20	5	27	354	13.1	58	3	1	28	28.0	28	0	

ALL RETURN STATISTICS

DATE	TEAM	RET.	KICKOFF RETURNS				TD	NO.	FC	PUNT RETURNS			
			YDS.	AVG.	LG	YDS.				AVG.	LG	TD	
2022	Arkansas	0	0	0.0	0	0	0	0	0	0.0	0	0	
2023	Arkansas	23	500	21.7	36	0	15	0	180	12.0	88	1	
2024	Arkansas	2	46	23.0	30	0	3	0	34	11.3	33	0	
Totals		25	546	21.8	36	0	18	0	214	11.9	88	1	

SINGLE-GAME HIGHS: RUSHING/RECEIVING

Rush Attempts	1 vs. FIU, Nov 18, 2023	Kickoff Returns	4 vs. FIU, Nov 18, 2023
Rushing Yards	28 vs. FIU, Nov 18, 2023		3 at Florida, Nov 04, 2023
Receptions	4 at Oklahoma St., Sep 07, 2024		...2 more at 3.
	3 at Auburn, Sep 21, 2024	Kickoff Return Yards	100 vs. FIU, Nov 18, 2023
	...1 more at 3.		82 at Texas A&M, Sep 30, 2023
Receiving Yards	85 at Auburn, Sep 21, 2024		74 vs. BYU, Sep 16, 2023
	78 at Oklahoma St., Sep 07, 2024	Punt Return Yards	95 vs. BYU, Sep 16, 2023
	37 vs. FIU, Nov 18, 2023		51 vs. Western Caro., Sep 02, 2023
Receiving Average	28.3 at Auburn, Sep 21, 2024	Punt Returns	33 vs. Ark.-Pine Bluff, Aug 29, 2024
	19.5 at Oklahoma St., Sep 07, 2024		3 vs. BYU, Sep 16, 2023
	7.3 at Florida, Nov 04, 2023		2 vs. FIU, Nov 18, 2023
Receiving TDs	1 at Auburn, Sep 21, 2024		...3 more at 2.
	...2 more at 1.	Punt Return TDs	1 vs. BYU, Sep 16, 2023
All-Purpose Yards	174 vs. BYU, Sep 16, 2023	Punt Return Average	31.7 vs. BYU, Sep 16, 2023
	165 vs. FIU, Nov 18, 2023	Kickoff Return Average	27.3 at Texas A&M, Sep 30, 2023
	111 vs. Western Caro., Sep 02, 2023		25.0 vs. FIU, Nov 18, 2023
			24.7 vs. BYU, Sep 16, 2023

Game 5: Texas A&M

2024 GAME-BY-GAME ALL STATISTICS (ARKANSAS)

DATE	OPPONENT	P/S	NO.	RECEIVING				RUSHING				W/L	SCORE	
				YDS.	AVG.	LG	TD	NO.	YDS.	AVG.	LG			TD
08/29	Ark.-Pine Bluff	S	1	34	34.0	34	0	0	0	0.0	0	0	W	70-0
09/07	at Oklahoma St.	S	4	78	19.5	31	0	0	0	0.0	0	0	L	31-39
09/14	UAB	S	2	16	8.0	8	0	0	0	0.0	0	0	W	37-27
09/21	at Auburn	S	3	85	28.3	58	1	0	0	0.0	0	0	W	24-14
2024 totals			4-4	10	213	21.3	58	1	0	0	0.0	0	0	3-1

2024 GAME-BY-GAME ALL STATISTICS (ARKANSAS)

DATE	OPPONENT	P/S	RET	KICKOFF RETURNS					PUNT RETURNS					W/L	SCORE
				YDS.	AVG.	LG	TD	NO	FC	YDS.	AVG.	LG	TD		
08/29	Ark.-Pine Bluff	S	1	30	30.0	30	0	1	0	33	33.0	33	0	W	70-0
09/07	at Oklahoma St.	S	1	16	16.0	16	0	1	0	1	1.0	1	0	L	31-39
09/14	UAB	S	0	0	0.0	0	0	1	0	0	0.0	0	0	W	37-27
09/21	at Auburn	S	0	0	0.0	0	0	0	0	0	0.0	0	0	W	24-14
2024 totals			4-4	2	46	23.0	30	0	3	0	34	11.3	33	0	3-1



- ▶ Recorded his first career interception at Oklahoma State (Sept. 7)
- ▶ Played in 10 games with four starts during his first season at Arkansas (2023)

- ▶ Transferred from Georgia prior to the 2023 season
- ▶ Made his collegiate debut against Samford (Sept. 10, 2022)
- ▶ Selected to play in 2022 Under Armour All-American Game
- ▶ 247sports.com four-star prospect

ALL DEFENSIVE STATISTICS

DATE	TEAM	GP	GS	TK	S	A	TACKLES					INTERCEPTIONS					O. FUMB					ST					MISC					
							TFL	YDS	SK	YDS	QH	NO	YDS	LG	TD	PD	FF	FR	TD	YDS	TK	S	A	FF	FR	S	A					
2022	Georgia	3	0	0	0	0	0.0	0.0	0.0	0.0	0	0	0	0	0	0	0	0	0	0	0	0	0	0	0	0	0	0	0	0	0	0
2023	Arkansas	10	4	17	10	7	0.5	1.0	0.0	0.0	0	0	0	0	0	4	0	0	0	0	0	0	0	0	0	0	0	0	0	0	0	
2024	Arkansas	4	3	7	4	3	0.0	0.0	0.0	0.0	0	1	0	0	0	1	0	0	0	0	0	0	0	0	0	0	0	0	0	0	0	
Totals		17	7	24	14	10	0.5	1.0	0.0	0.0	0	1	0	0	0	5	0	0	0	0	0	0	0	0	0	0	0	0	0	0	0	

SINGLE-GAME HIGHS: DEFENSIVE

Total Tackles	6 vs. Western Caro., Sep 02, 2023 3 at Oklahoma St., Sep 07, 2024 ...3 more at 3.	Tackles For Loss	0.5 vs. Western Caro., Sep 02, 2023
Solo Tackles	4 vs. Western Caro., Sep 02, 2023 2 at Oklahoma St., Sep 07, 2024 ...2 more at 2.	Interceptions	1 at Oklahoma St., Sep 07, 2024
Passes Defensed	2 vs. BYU, Sep 16, 2023 1 vs. Ark.-Pine Bluff, Aug 29, 2024 ...2 more at 1.		

2024 GAME-BY-GAME ALL STATISTICS (ARKANSAS)

DATE	OPPONENT	P/S	TACKLES					INTERCEPTIONS					O. FUMB					ST					MISC		SCORE							
			TK	S	A	SK	YDS	TFL	YDS	QH	NO	YDS	LG	TD	PD	FF	FR	TD	YDS	TK	S	A	FF	FR		S	A	W/L				
08/29	Ark.-Pine Bluff	P	2	1	1	0.0	0.0	0.0	0.0	0	0	0	0	0	0	1	0	0	0	0	0	0	0	0	0	0	0	0	0	0	W	70-0
09/07	at Oklahoma St.	S	3	2	1	0.0	0.0	0.0	0.0	0	1	0	0	0	0	0	0	0	0	0	0	0	0	0	0	0	0	0	0	0	L	31-39
09/14	UAB	S	1	0	1	0.0	0.0	0.0	0.0	0	0	0	0	0	0	0	0	0	0	0	0	0	0	0	0	0	0	0	0	0	W	37-27
09/21	at Auburn	S	1	1	0	0.0	0.0	0.0	0.0	0	0	0	0	0	0	0	0	0	0	0	0	0	0	0	0	0	0	0	0	0	W	24-14
2024 totals		4-3	7	4	3	0.0	0.0	0.0	0.0	0	1	0	0	0	1	0	0	0	0	0	0	0	0	0	0	0	0	0	0	3-1		



- ▶ Scored a rushing TD on 4-yard run in collegiate debut in win over UAPB (Aug. 29)
- ▶ Redshirted freshman season in 2023 before having an impressive spring under new offensive coordinator Bobby Petrino
- ▶ Enrolled early to participate in spring practice in 2022

- ▶ A consensus four-star prospect according to 247Sports, Rivals and ESPN
- ▶ As a junior, completed 166-of-221 passes (75.1%) for 2,316 yards and 24 touchdowns
- ▶ Rushed for 1,018 yards and 25 touchdowns in high school career

2024 GAME-BY-GAME ALL STATISTICS (ARKANSAS)

DATE	OPPONENT	P/S	ATT	CMP	YDS	PCT	Y/A	Y/C	TD	INT	LG	SK/YD	RATE	RUSHING					SCORE	
														ATT	YDS	LG	TD	W/L		
08/29	Ark.-Pine Bluff	P	0	0	0	0.0	0.0	0.0	0	0	0	0/0	0.0	0	0	0	0	0	W	70-0
09/07	at Oklahoma St.								DID NOT PLAY						L	31-39				
09/14	UAB								DID NOT PLAY						W	37-27				
09/21	at Auburn								DID NOT PLAY						W	24-14				
2024 totals			1-0	0	0	0.0	0.0	0.0	0	0	0	0/0	0.0	0	0	0	0	0	3-1	



- ▶ Transferred from Tennessee where he spent the 2020-23 seasons.
- ▶ Has appeared in 44 games with nine starts
- ▶ Led all players with a career-best 11 tackles against Georgia (Nov. 18, 2023)
- ▶ Started at corner and posted seven tackles (six solo) at Missouri (Nov. 11,

- 2023)
- ▶ Led the team in pass breakups with seven and tallied one interception and one fumble recovery (2022)
- ▶ 2019 Georgia Class 7A All-State selection at Roswell High School

ALL DEFENSIVE STATISTICS

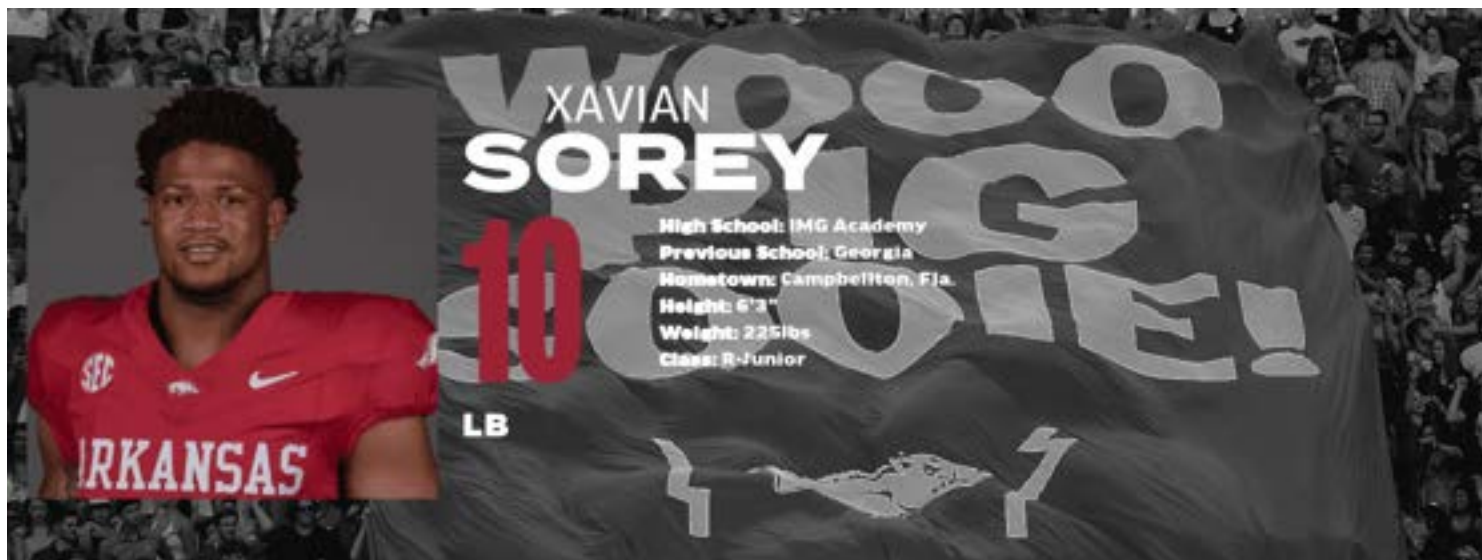
DATE	TEAM	GP	GS	TK	S	A	TACKLES					INTERCEPTIONS					O. FUMB					ST					MISC							
							TFL	YDS	SK	YDS	QH	NO	YDS	LG	TD	PD	FF	FR	TD	YDS	TK	S	A	FF	FR	S	A	FF	FR	S	A			
2020	Tennessee	10	1	8	4	4	1.0	8.0	1.0	8.0	0	0	0	0	0	0	0	0	0	0	0	0	0	0	0	0	0	0	0	0	0	0	0	0
2021	Tennessee	11	0	16	12	4	3.0	20.0	1.0	8.0	1	0	0	0	0	0	0	0	0	0	0	0	0	0	0	0	0	0	0	0	0	0	0	
2022	Tennessee	12	7	31	24	7	0.5	1.0	0.0	0.0	0	1	0	0	0	7	0	1	0	0	0	0	0	0	0	0	0	0	0	0	0	0	0	
2023	Tennessee	12	7	32	26	6	1.0	9.0	1.0	9.0	0	0	0	0	0	1	0	0	0	0	0	0	0	0	0	0	0	0	0	0	0	0	0	
2024	Arkansas	4	4	22	15	7	2.0	8.0	1.0	6.0	0	1	0	0	0	3	0	0	0	0	0	0	0	0	0	0	0	0	0	0	0	0	0	
Totals		49	19	109	81	28	7.5	46.0	4.0	31.0	1	2	0	0	0	11	0	1	0	0	0	0	0	0	0	0	0	0	0	0	0	0	0	

SINGLE-GAME HIGHS: DEFENSIVE

Total Tackles	11 vs. Georgia, Nov 18, 2023 8 vs. Alabama, Oct 15, 2022 7 at Auburn, Sep 21, 2024 ...2 more at 7.	Fumble Recoveries	1 vs. Missouri, Nov 12, 2022 2 at Auburn, Sep 21, 2024
Solo Tackles	8 vs. Georgia, Nov 18, 2023 7 at Auburn, Sep 21, 2024 6 at Missouri, Nov 11, 2023	Tackles For Loss	1 vs. UConn, Nov 04, 2023 ...4 more at 1.
Sacks	1.0 at Auburn, Sep 21, 2024 ...3 more at 1.0.	Interceptions	1 at Auburn, Sep 21, 2024 ...1 more at 1.
Passes Defensed	3 at Clemson, Dec 30, 2022 2 at Oklahoma St., Sep 07, 2024 1 vs. UAB, Sep 14, 2024 ...5 more at 1.		

2024 GAME-BY-GAME ALL STATISTICS (ARKANSAS)

DATE	OPPONENT	P/S	TK	S	A	TACKLES					INTERCEPTIONS					O. FUMB					ST					MISC								
						SK	YDS	TFL	YDS	QH	NO	YDS	LG	TD	PD	FF	FR	TD	YDS	TK	S	A	FF	FR	S	A	W/L	SCORE						
08/29	Ark.-Pine Bluff	S	2	1	1	0.0	0.0	0.0	0.0	0	0	0	0	0	0	0	0	0	0	0	0	0	0	0	0	0	0	0	0	0	0	0	W	70-0
09/07	at Oklahoma St.	S	6	5	1	0.0	0.0	0.0	0.0	0	0	0	0	0	2	0	0	0	0	0	0	0	0	0	0	0	0	0	0	0	0	0	L	31-39
09/14	UAB	S	7	2	5	0.0	0.0	0.0	0.0	0	0	0	0	0	1	0	0	0	0	0	0	0	0	0	0	0	0	0	0	0	0	0	W	37-27
09/21	at Auburn	S	7	7	0	1.0	6.0	2.0	8.0	0	1	0	0	0	0	0	0	0	0	0	0	0	0	0	0	0	0	0	0	0	0	0	W	24-14
2024 totals		4-4	22	15	7	1.0	6.0	2.0	8.0	0	1	0	0	0	3	0	0	0	0	0	0	0	0	0	0	0	0	0	0	0	0	0	3-1	



- ▶ Transferred from Georgia this past offseason
- ▶ Has appeared in 31 career games with six starts
- ▶ Tallied a team-high 12 tackles, including seven solo, against Oklahoma State (Sept. 7)

- ▶ Racked up five solo tackles in the SEC Championship game against Alabama (Dec. 2, 2023).
- ▶ 247Sports composite five-star prospect and ranked as the No. 1 outside linebacker prospect
- ▶ Prepped at IMG Academy and Graceville High School

ALL DEFENSIVE STATISTICS

DATE	TEAM	GP	GS	TK	S	A	TACKLES					INTERCEPTIONS					O. FUMB					ST				MISC						
							TFL	YDS	SK	YDS	QH	NO	YDS	LG	TD	PD	FF	FR	TD	YDS	TK	S	A	FF	FR	S	A					
2021	Georgia	4	0	2	1	1	1.0	4.0	0.0	0.0	0	1	-2	0	0	0	0	0	0	0	0	0	0	0	0	0	0	0	0	0	0	0
2022	Georgia	12	0	3	3	0	0.0	0.0	0.0	0.0	0	0	0	0	0	0	0	0	0	0	0	1	0	0	0	0	0	0	0	0	0	0
2023	Georgia	13	1	19	15	4	1.5	2.0	1.0	2.0	0	0	0	0	0	0	1	0	0	0	0	0	0	0	0	0	0	0	0	0	0	0
2024	Arkansas	4	4	25	12	13	3.0	12.0	1.0	5.0	0	0	0	0	0	0	0	0	0	0	0	0	0	0	0	0	0	0	0	0	0	0
Totals		33	5	49	31	18	5.5	18.0	2.0	7.0	0	1	-2	0	0	0	1	0	1	0	0	0	0	0	0	0	0	0	0	0	0	0

SINGLE-GAME HIGHS: DEFENSIVE

Total Tackles	13 at Oklahoma St., Sep 07, 2024 8 vs. UAB, Sep 14, 2024 6 vs. UAB, Sep 23, 2023	Fumble Recoveries	1 vs. Samford, Sep 10, 2022
Solo Tackles	7 at Oklahoma St., Sep 07, 2024 5 at Alabama, Dec 02, 2023 ...1 more at 5.	Tackles For Loss	2 at Oklahoma St., Sep 07, 2024 1 vs. Ark.-Pine Bluff, Aug 29, 2024 ...2 more at 1.
Sacks	1.0 vs. Ark.-Pine Bluff, Aug 29, 2024 ...1 more at 1.0.	Interceptions	1 vs. Charleston So., Nov 20, 2021
Passes Defensed	1 vs. Kentucky, Oct 07, 2023		

2024 GAME-BY-GAME ALL STATISTICS (ARKANSAS)

DATE	OPPONENT	P/S	TK	S	A	TACKLES					INTERCEPTIONS					O. FUMB					ST				MISC		W/L	SCORE					
						SK	YDS	TFL	YDS	QH	NO	YDS	LG	TD	PD	FF	FR	TD	YDS	TK	S	A	FF	FR	S	A							
08/29	Ark.-Pine Bluff	S	2	1	1	1.0	5.0	1.0	5.0	0	0	0	0	0	0	0	0	0	0	0	0	0	0	0	0	0	0	0	0	0	0	W	70-0
09/07	at Oklahoma St.	S	13	7	6	0.0	0.0	2.0	7.0	0	0	0	0	0	0	0	0	0	0	0	0	0	0	0	0	0	0	0	0	0	0	L	31-39
09/14	UAB	S	8	2	6	0.0	0.0	0.0	0.0	0	0	0	0	0	0	0	0	0	0	0	0	0	0	0	0	0	0	0	0	0	0	W	37-27
09/21	at Auburn	S	2	2	0	0.0	0.0	0.0	0.0	0	0	0	0	0	0	0	0	0	0	0	0	0	0	0	0	0	0	0	0	0	0	W	24-14
2024 totals		4-4	25	12	13	1.0	5.0	3.0	12.0	0	0	0	0	0	0	0	0	0	0	0	0	0	0	0	0	0	0	0	0	0	0	3-1	



- ▶ Recorded first career sack in win over UAB (Sept. 14)
- ▶ Registered 16 total tackles, including 1.5 for loss in addition to a fumble recovery and interception (2023).
- ▶ Picked off a pass in his collegiate debut vs. Western Carolina (Sept. 2, 2023), returning it 85 yards for a touchdown.

- ▶ Earned his first career start vs. Kent State (Sept. 9, 2023), making three tackles
- ▶ Recorded a career-best four tackles vs. Texas A&M (Sept. 30, 2023) and recovered a fumble.
- ▶ A consensus three-star prospect out of Klein Forest High School in Houston, Texas

ALL DEFENSIVE STATISTICS

DATE	TEAM	GP	GS	TK	S	A	TACKLES					INTERCEPTIONS					O. FUMB					ST				MISC						
							TFL	YDS	SK	YDS	QH	NO	YDS	LG	TD	PD	FF	FR	TD	YDS	TK	S	A	FF	FR	S	A					
2023	Arkansas	11		1	16	7	9	1.5	6.0	0.0	0.0	0	1	85	85	1	0	0	1	0	0	0	0	0	0	0	0	0	0	0	0	0
2024	Arkansas	4		3	15	6	9	1.5	8.0	1.0	7.0	0	0	0	0	0	0	0	0	0	0	0	0	0	0	0	0	0	0	0	0	
Totals		15		4	31	13	18	3.0	14.0	1.0	7.0	0	1	85	85	1	0	0	1	0	0	0	0	0	0	0	0	0	0	0	0	

SINGLE-GAME HIGHS: DEFENSIVE

Total Tackles	5 vs. UAB, Sep 14, 2024 4 vs. Ark.-Pine Bluff, Aug 29, 2024 ...1 more at 4.	Tackles For Loss	1 vs. UAB, Sep 14, 2024 ...1 more at 1.
Solo Tackles	3 at Auburn, Sep 21, 2024 2 vs. UAB, Sep 14, 2024 ...2 more at 2.	Interceptions	1 vs. Western Caro., Sep 02, 2023
Sacks	1.0 vs. UAB, Sep 14, 2024	Interception Return Yards	85 vs. Western Caro., Sep 02, 2023
Fumble Recoveries	1 at Texas A&M, Sep 30, 2023		

2024 GAME-BY-GAME ALL STATISTICS (ARKANSAS)

DATE	OPPONENT	P/S	TACKLES					INTERCEPTIONS					O. FUMB					ST				MISC		SCORE								
			TK	S	A	SK	YDS	TFL	YDS	QH	NO	YDS	LG	TD	PD	FF	FR	TD	YDS	TK	S	A	FF		FR	S	A	W/L				
08/29	Ark.-Pine Bluff	S	4	0	4	0.0	0.0	0.5	1.0	0	0	0	0	0	0	0	0	0	0	0	0	0	0	0	0	0	0	0	0	0	W	70-0
09/07	at Oklahoma St.	S	3	1	2	0.0	0.0	0.0	0.0	0	0	0	0	0	0	0	0	0	0	0	0	0	0	0	0	0	0	0	0	0	L	31-39
09/14	UAB	S	5	2	3	1.0	7.0	1.0	7.0	0	0	0	0	0	0	0	0	0	0	0	0	0	0	0	0	0	0	0	0	0	W	37-27
09/21	at Auburn	P	3	3	0	0.0	0.0	0.0	0.0	0	0	0	0	0	0	0	0	0	0	0	0	0	0	0	0	0	0	0	0	0	W	24-14
2024 totals		4-3	15	6	9	1.0	7.0	1.5	8.0	0	0	0	0	0	0	0	0	0	0	0	0	0	0	0	0	0	0	0	0	0	3-1	



- Made four tackles at Oklahoma State (Sept. 7)
- Logged a season-high four tackles in his first start of the season at Alabama (Oct. 14, 2023)
- Made his Arkansas debut vs. Kent State (Sept. 9, 2023), making one tackle in a season-high 54 snaps, according to Pro Football Focus

- Made one solo tackle in the national championship vs. Georgia (Jan. 9, 2022)
- Made his first career against Arkansas-Pine Bluff, tallying a tackle and two pass breakups (Aug. 31, 2019)
- Led North Shore High School to the Texas Class 6A Division I State Championship as a senior

ALL DEFENSIVE STATISTICS

DATE	TEAM	GP	GS	TK	S	A	TACKLES					INTERCEPTIONS					O. FUMB					ST					MISC											
							TFL	YDS	SK	YDS	QH	NO	YDS	LG	TD	PD	FF	FR	TD	YDS	TK	S	A	FF	FR	S	A	FF	FR	S	A							
2019	TCU	9	6	18	14	4	0.0	0.0	0.0	0.0	0	0	0	0	0	0	4	0	0	0	0	0	0	0	0	0	0	0	0	0	0	0	0	0	0	0	0	0
2020	TCU	7	1	9	6	3	1.5	10.0	1.0	9.0	0	0	0	0	0	1	0	0	0	0	0	0	0	0	0	0	0	0	0	0	0	0	0	0	0	0	0	
2021	TCU	4	1	5	5	0	0.0	0.0	0.0	0.0	0	1	0	0	0	1	0	0	0	0	0	0	0	0	0	0	0	0	0	0	0	0	0	0	0	0	0	
2022	TCU	13	0	14	13	1	0.0	0.0	0.0	0.0	0	0	0	0	0	3	1	0	0	0	0	0	0	0	0	0	0	0	0	0	0	0	0	0	0	0	0	
2023	Arkansas	10	2	10	8	2	0.0	0.0	0.0	0.0	1	0	0	0	0	0	0	0	0	0	0	0	0	0	0	0	0	0	0	0	0	0	0	0	0	0	0	
2024	Arkansas	4	0	7	4	3	0.0	0.0	0.0	0.0	0	0	0	0	0	1	0	0	0	0	0	0	0	0	0	0	0	0	0	0	0	0	0	0	0	0	0	
Totals		47	10	63	50	13	1.5	10.0	1.0	9.0	1	1	0	0	0	10	1	0	0	0	0	0	0	0	0	0	0	0	0	0	0	0	0	0	0	0	0	

SINGLE-GAME HIGHS: DEFENSIVE

Total Tackles	6 at SMU, Sep 24, 2022 4 at Oklahoma St., Sep 07, 2024 ...6 more at 4.	Forced Fumbles	1 vs. Iowa St., Nov 26, 2022
Solo Tackles	6 at SMU, Sep 24, 2022 4 at Alabama, Oct 14, 2023 ...1 more at 4.	Tackles For Loss	1 at Baylor, Oct 31, 2020 0.5 vs. Oklahoma, Oct 23, 2020
Sacks	1.0 at Baylor, Oct 31, 2020	Interceptions	1 vs. Baylor, Nov 06, 2021
Passes Defensed	2 at Colorado, Sep 02, 2022 ...1 more at 2.		

2024 GAME-BY-GAME ALL STATISTICS (ARKANSAS)

DATE	OPPONENT	P/S	TK	S	A	TACKLES					INTERCEPTIONS					O. FUMB					ST					MISC					W/L	SCORE						
						TFL	YDS	QH	NO	YDS	LG	TD	PD	FF	FR	TD	YDS	TK	S	A	FF	FR	S	A	FF	FR	S	A										
08/29	Ark.-Pine Bluff	P	0	0	0	0.0	0.0	0.0	0	0	0	0	0	0	0	0	0	0	0	0	0	0	0	0	0	0	0	0	0	0	0	0	0	0	0	0	W	70-0
09/07	at Oklahoma St.	P	4	1	3	0.0	0.0	0.0	0	0	0	0	0	0	0	0	0	0	0	0	0	0	0	0	0	0	0	0	0	0	0	0	0	0	0	L	31-39	
09/14	UAB	P	2	2	0	0.0	0.0	0.0	0	0	0	0	0	0	0	0	0	0	0	0	0	0	0	0	0	0	0	0	0	0	0	0	0	0	0	W	37-27	
09/21	at Auburn	P	1	1	0	0.0	0.0	0.0	0	0	0	0	0	0	1	0	0	0	0	0	0	0	0	0	0	0	0	0	0	0	0	0	0	0	0	W	24-14	
2024 totals		4-0	7	4	3	0.0	0.0	0.0	0	0	0	0	0	0	1	0	0	0	0	0	0	0	0	0	0	0	0	0	0	0	0	0	0	0	3-1			



- ▶ Led Arkansas with 53 yards receiving vs. UAPB (Aug. 29)
- ▶ Debuted as a Razorback with three catches for 66 yards and a score vs. Western Carolina (Sept. 2, 2023)
- ▶ Transferred from Hillsdale College following the 2022 season

- ▶ Named one of the top available transfers following the 2022 season by The Athletic.
- ▶ Appeared on Bruce Feldman's 2023 Freak's List after posting a 315-pound bench, 38-inch vertical and 10-5 broad jump

ALL RUSHING/RECEIVING STATISTICS

DATE	TEAM	GP	GS	NO.	RECEIVING				RUSHING				
					YDS.	AVG.	LG	TD	NO.	YDS.	AVG.	LG	TD
2020	Hillsdale	3	0	5	93	18.6	51	0	0	0	0.0	0	0
2021	Hillsdale	12	10	45	698	15.5	81	6	0	0	0.0	0	0
2022	Hillsdale	11	11	68	1,325	19.5	76	13	0	0	0.0	0	0
2023	Arkansas	12	12	34	351	10.3	36	2	1	0	0.0	0	0
2024	Arkansas	4	1	4	85	21.3	32	0	0	0	0.0	0	0
Totals		42	34	156	2,552	16.4	81	21	1	0	0.0	0	0

SINGLE-GAME HIGHS: RUSHING/RECEIVING

Rush Attempts	1 vs. BYU, Sep 16, 2023	All-Purpose Yards	193 at Findlay, Oct 23, 2021
Receptions	10 at Truman St., Sep 18, 2021		189 vs. Walsh, Sep 10, 2022
	9 at Findlay, Oct 23, 2021		177 at Missouri S&T, Sep 24, 2022
	8 at Ohio Dominican, Nov 12, 2022	Kickoff Returns	1 at Tiffin, Oct 02, 2021
	...2 more at 8.	Kickoff Return Yards	20 at Tiffin, Oct 02, 2021
Receiving Yards	193 at Findlay, Oct 23, 2021	Punt Return Yards	1 vs. Truman St., Sep 17, 2022
	189 vs. Walsh, Sep 10, 2022	Punt Returns	1 vs. Truman St., Sep 17, 2022
	177 at Missouri S&T, Sep 24, 2022		...1 more at 1.
Receiving Average	27.7 vs. UIndy, Sep 11, 2021		
	24.3 vs. Michigan Tech, Nov 05, 2022		
	23.6 vs. Walsh, Sep 10, 2022		
Receiving TDs	3 vs. Walsh, Sep 10, 2022		
	2 vs. Michigan Tech, Nov 05, 2022		
	...4 more at 2.		

100-YARD RECEIVING GAMES (9): ALL

DATE	TEAM	NO.	YDS.	AVG.	LG	TD
09/11/21	UINDY	6	166	27.7	63	1
10/23/21	at Findlay	9	193	21.4	81	2
09/03/22	at Lake Erie	7	157	22.4	70	2
09/10/22	WALSH	8	189	23.6	53	3
09/24/22	at Missouri S&T	8	177	22.1	76	2
10/22/22	FINDLAY	6	107	17.8	46	2
10/29/22	ASHLAND	6	116	19.3	41	0
11/05/22	MICHIGAN TECH	6	146	24.3	42	2
11/12/22	at Ohio Dominican	8	148	18.5	42	0

Game 5: Texas A&M

2024 GAME-BY-GAME ALL STATISTICS (ARKANSAS)

DATE	OPPONENT	P/S	NO.	RECEIVING				RUSHING				W/L	SCORE	
				YDS.	AVG.	LG	TD	NO.	YDS.	AVG.	LG			TD
08/29	Ark.-Pine Bluff	S	3	53	17.7	28	0	0	0	0.0	0	0	W	70-0
09/07	at Oklahoma St.	P	1	32	32.0	32	0	0	0	0.0	0	0	L	31-39
09/14	UAB	P	0	0	0.0	0	0	0	0	0.0	0	0	W	37-27
09/21	at Auburn	P	0	0	0.0	0	0	0	0	0.0	0	0	W	24-14
2024 totals		4-1	4	85	21.3	32	0	0	0	0.0	0	0	3-1	



- ▶ Scored a TD on a 23-yard pass from Taylen Green vs. UAPB (Aug. 29)
- ▶ Started three games and appeared in nine before suffering a season-ending shoulder injury in 2023
- ▶ Had a career-high 7 catches for 90 yards and 2 TD at Ole Miss (Oct. 7, 2023)

- ▶ Caught 11 passes for 170 yards and two TDs, in four-game stretch (2023)
- ▶ Caught first collegiate pass in the Auto Zone Liberty Bowl victory over Kansas (Dec. 28, 2022) a 17-yard TD
- ▶ Consensus three-star prospect according to 247Sports, Rivals and ESPN

ALL RUSHING/RECEIVING STATISTICS

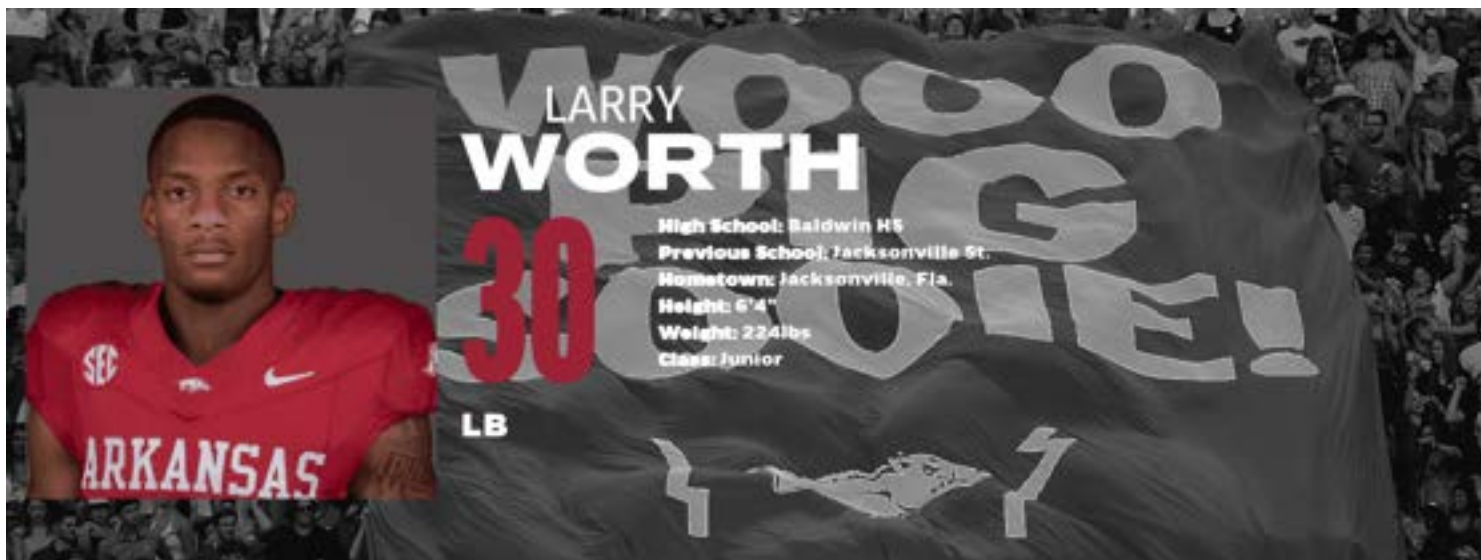
DATE	TEAM	GP	GS	NO.	RECEIVING				TD	NO.	RUSHING			
					YDS.	AVG.	LG	YDS.			AVG.	LG	TD	
2022	Arkansas	4	0	1	17	17.0	17	1	0	0	0.0	0	0	
2023	Arkansas	9	3	11	170	15.5	34	2	0	0	0.0	0	0	
2024	Arkansas	4	0	2	25	12.5	23	1	0	0	0.0	0	0	
Totals		17	3	14	212	15.1	34	4	0	0	0.0	0	0	

SINGLE-GAME HIGHS: RECEIVING

Receptions	7 at Ole Miss, Oct 07, 2023 2 at Florida, Nov 04, 2023 1 at Auburn, Sep 21, 2024 ...4 more at 1.	Receiving TDs	2 at Ole Miss, Oct 07, 2023 1 vs. Ark.-Pine Bluff, Aug 29, 2024 ...1 more at 1.
Receiving Yards	90 at Ole Miss, Oct 07, 2023 37 at Florida, Nov 04, 2023 24 at Alabama, Oct 14, 2023	All-Purpose Yards	90 at Ole Miss, Oct 07, 2023 37 at Florida, Nov 04, 2023 24 at Alabama, Oct 14, 2023
Receiving Average	12.9 at Ole Miss, Oct 07, 2023		

2024 GAME-BY-GAME ALL STATISTICS (ARKANSAS)

DATE	OPPONENT	P/S	NO.	RECEIVING				NO.	RUSHING				W/L	SCORE
				YDS.	AVG.	LG	YDS.		AVG.	LG	TD			
08/29	Ark.-Pine Bluff	P	1	23	23.0	23	1	0	0	0.0	0	0	W	70-0
09/07	at Oklahoma St.	P	0	0	0.0	0	0	0	0	0.0	0	0	L	31-39
09/14	UAB	P	0	0	0.0	0	0	0	0	0.0	0	0	W	37-27
09/21	at Auburn	P	1	2	2.0	2	0	0	0	0.0	0	0	W	24-14
2024 totals		4-0	2	25	12.5	23	1	0	0	0.0	0	0	3-1	



- ▶ Transferred from Jacksonville State where he spent his freshman and sophomore seasons.
- ▶ Saw action in 22 games during his two seasons, including four starts at nickelback in 2023

- ▶ Was fifth on Jax State in total tackles (63) and second in sacks (4) in 2023.
- ▶ Posted a career-high 12 tackles, including two for loss and a sack during the New Orleans Bowl against Louisiana.
- ▶ Played receiver in high school before walking on at Jacksonville State where he transitioned to the defensive side of the ball, playing nickel and safety.

ALL DEFENSIVE STATISTICS

DATE	TEAM	GP	GS	TK	S	A	TACKLES					INTERCEPTIONS					O. FUMB					ST					MISC					
							TFL	YDS	SK	YDS	QH	NO	YDS	LG	TD	PD	FF	FR	TD	YDS	TK	S	A	FF	FR	S	A					
2022	Jacksonville St.	9	0	20	10	10	2.0	6.0	0.0	0.0	0	0	0	0	0	1	1	0	0	0	0	0	0	0	0	0	0	0	0	0	0	0
2023	Jacksonville St.	13	5	63	28	35	6.0	36.0	3.0	26.0	3	1	0	0	0	2	1	1	0	0	0	0	0	0	0	0	0	0	0	0	0	
2024	Arkansas	4	0	1	0	1	0.0	0.0	0.0	0.0	0	0	0	0	0	0	0	0	0	0	0	0	0	0	0	0	0	0	0	0	0	
Totals		26	5	84	38	46	8.0	42.0	3.0	26.0	3	1	0	0	0	3	2	1	0	0	0	0	0	0	0	0	0	0	0	0	0	

SINGLE-GAME HIGHS: DEFENSIVE

Total Tackles	12 at Louisiana, Dec 16, 2023 7 at New Mexico St., Nov 25, 2023 ...2 more at 7.	Forced Fumbles	1 vs. UTEP, Aug 26, 2023 ...1 more at 1.
Solo Tackles	6 at New Mexico St., Nov 25, 2023 4 at Louisiana, Dec 16, 2023 ...1 more at 4.	Fumble Recoveries	1 at Middle Tenn., Oct 04, 2023
Sacks	1.5 vs. UTEP, Aug 26, 2023 1.0 at Louisiana, Dec 16, 2023 0.5 vs. Eastern Mich., Sep 23, 2023	Tackles For Loss	2 at Louisiana, Dec 16, 2023 1.5 vs. UTEP, Aug 26, 2023 ...1 more at 1.5.
Passes Defensed	1 at New Mexico St., Nov 25, 2023 ...2 more at 1.	Interceptions	1 vs. Eastern Mich., Sep 23, 2023

2024 GAME-BY-GAME ALL STATISTICS (ARKANSAS)

DATE	OPPONENT	P/S	TK	S	A	TACKLES					INTERCEPTIONS					O. FUMB					ST					MISC		SCORE				
						TFL	YDS	QH	NO	YDS	LG	TD	PD	FF	FR	TD	YDS	TK	S	A	FF	FR	S	A	W/L							
08/29	Ark.-Pine Bluff	P	0	0	0	0.0	0.0	0.0	0.0	0	0	0	0	0	0	0	0	0	0	0	0	0	0	0	0	0	0	0	0	0	W	70-0
09/07	at Oklahoma St.	P	1	0	1	0.0	0.0	0.0	0.0	0	0	0	0	0	0	0	0	0	0	0	0	0	0	0	0	0	0	0	0	L	31-39	
09/14	UAB	P	0	0	0	0.0	0.0	0.0	0.0	0	0	0	0	0	0	0	0	0	0	0	0	0	0	0	0	0	0	0	0	W	37-27	
09/21	at Auburn	P	0	0	0	0.0	0.0	0.0	0.0	0	0	0	0	0	0	0	0	0	0	0	0	0	0	0	0	0	0	0	0	W	24-14	
2024 totals		4-0	1	0	1	0.0	0.0	0.0	0.0	0	0	0	0	0	0	0	0	0	0	0	0	0	0	0	0	0	0	0	3-1			

WEEKLY MEDIA SCHEDULE: TEXAS A&M

<p>22 SUN</p> <p>No media availability</p>	<p>23 MON</p> <p>Noon Presser: Coach Pittman</p>	<p>24 TUES</p> <p>6:30 p.m. Zoom: Student-Athletes</p>	<p>25 WED</p> <p>10:40 a.m. SEC Teleconference: Coach Pittman</p> <p>7 p.m. <i>Sam Pittman Live</i></p>	<p>26 THUR</p> <p>No media availability</p>	<p>27 FRI</p> <p>No media availability</p>	<p>28 SAT</p> <p>Gameday Texas A&M Kickoff - 2:30 p.m. TV - ESPN</p> <p>Postgame Presser Coach Pittman & Student-Athletes</p>
---	---	---	--	--	---	--

ARKANSAS COMMUNICATIONS



KYLE PARKINSON
Associate AD/Communications
Cell(479) 387-4753
Email.....kparkin@uark.edu
Twitter.....@TheOtherKP



OLIVER GRIGG
Assistant Director/Communications
Cell(479) 502-6577
Email.....ogrigg@uark.edu
Twitter.....@Oliver_Grigg



HUNTER CORNELIUSSEN
Assistant Director/Communications
Cell(479) 380-2194
Email.....hc068@uark.edu
Twitter.....@HunterCor

Office: (479) 575-2751
Fax: (479) 575-7481
Fayetteville Press Box: (479) 575-6622
Little Rock Press Box: (501) 663-0514
Mailing Address:

Arkansas Communications
P.O. Box 7777
Fayetteville, AR 72701

Overnight/Physical Address:
University of Arkansas
Arkansas Communications
350 N Razorback Road
Fayetteville, AR 72701

GAME CREDENTIAL REQUESTS

All requests for media and/or photo credentials must be made online at SportsSystems.com/Arkansas. Requests should be made at least 10 days in advance. Credentials must be requested and will be granted on a game-by-game basis only. No multi-game or full season credentials will be issued.

Credentials will not be mailed. They may be picked up beginning three hours prior to kickoff at the media will call station at the base of the elevator at both Donald W. Reynolds Razorback Stadium in Fayetteville and War Memorial Stadium in Little Rock. Photo identification is required when picking up credentials

ARKANSAS FTP SITE

An FTP site is available for members of the media. For more information concerning the FTP site, contact Michelle Glover (mglover@uark.edu).

SEC COACHES TELECONFERENCE

In conjunction with the Southeastern Conference, head coach Sam Pittman will participate each week in the league's teleconference of football coaches. The teleconferences will be conducted each Wednesday from Aug. 28 to Nov. 20 from 10 a.m. to 12:40 p.m. CT.

Accredited media members only may access the broadcast-quality teleconference. Callers may participate in the question-and-answer session with an individual coach or all SEC coaches. For more information and the teleconference number, contact the SEC Media Relations Office at (205) 458-3000.

10 a.m.	Brian Kelly, LSU
10:10 a.m.	Kirby Smart, Georgia
10:20 a.m.	Billy Napier, Florida
10:30 a.m.	Brent Venables, Oklahoma
10:40 a.m.	Sam Pittman, Arkansas
10:50 a.m.	Josh Heupel, Tennessee
11 a.m.	Kalen DeBoer, Alabama
11:10 a.m.	Shane Beamer, South Carolina
11:20 a.m.	Elijah Drinkwitz, Missouri
11:30 a.m.	Mike Elko, Texas A&M
11:40 a.m.	Mark Stoops, Kentucky
11:50 a.m.	Jeff Leiby, Mississippi State
Noon	Lane Kiffin, Ole Miss
12:10 p.m.	Hugh Freeze, Auburn
12:20 p.m.	Clark Lea, Vanderbilt
12:30 p.m.	Steve Sarkisian, Texas

SAM PITTMAN LIVE

"Sam Pittman Live," Coach Pittman's weekly radio show, airs on Wednesday nights starting at 7 p.m. For the 15th straight year, the one-hour radio show will be broadcast live from the Catfish Hole.

The show will be carried throughout the state of Arkansas on the Razorback Sports Network and locally in Fayetteville on 105.3 FM, 99.5 FM, 92.1 FM & 1290 AM.

RAZORBACK FOOTBALL WITH SAM PITTMAN

"Razorback Football with Sam Pittman" is the official television coach's show of Razorback football. The one-hour show will air statewide and throughout the region on numerous television affiliates.

12 shows will air throughout the season on the following stations: KATV (Sunday at 10:30 p.m.), KFSM (Sunday at 10:30 p.m.) and KNXW (Sunday at 9:30 p.m.).

RADIO AFFILIATES

Batesville.....	KWOZ-FM	103.3
Camden.....	KCXY-FM	95.3
Camden.....	KAMD-FM	97.1
Crossett.....	KAGH-FM.....	104.9
Crossett.....	KAGH-AM	800
DeQueen.....	KDQN-FM	92.1
DeWitt.....	KDEW-FM	97.3
El Dorado.....	KMRX-FM	96.1
Fayetteville.....	KQSM-FM	92.1
Fayetteville.....	KAKS-FM.....	99.5
Fayetteville.....	K237GR.....	95.3
Forrest City.....	KBFC-FM	93.5
Fort Smith.....	KERX-FM	95.3
Glenwood.....	KHGZ-FM.....	98.9
Glenwood.....	KHGZ-AM	670
Hot Springs/Mena.....	KTTG-FM.....	96.3
Jonesboro.....	KEGI-FM	100.5
Joplin, Mo.....	KHST-FM	101.7
Little Rock.....	KABZ-FM	103.7
Magnolia.....	KZHE-FM	100.5
Marshall.....	KBCN-FM.....	104.3
Mena.....	KENA-FM.....	104.1
Monett, Mo.....	KKBL-FM	95.9
Monticello.....	KGPO-FM.....	99.9
Morrilton.....	KCON-FM.....	99.3
Mountain Home.....	KOMT-FM	93.5
Ozark.....	KDYN-FM.....	96.7
Ozark.....	KDYN-AM	1540
Searcy.....	KRZS-FM	99.1
Texarkana.....	KKTK-AM.....	1400
Tulsa, Okla.....	KYAL-FM	99.9
Tulsa, Okla.....	KYAL-AM.....	1550
Wynne.....	KWYN-FM	92.5