

Demon Deacons

2023 FOOTBALL QUICK FACTS

Overview:

- **Location:** Winston-Salem, N.C.
- **Conference:** Atlantic Coast
- **Enrollment:** 5,441
- **Nickname:** Demon Deacons
- **Band:** Spirit of the Old Gold & Black
- **President:** Dr. Susan R. Wentle
- **Director of Athletics:** John Currie

Facility Information:

- **Facility:** Allegacy Stadium
- **Capacity:** 31,500
- **Surface:** Turf

History:

- **First Year of Football:** 1888
- **All-Time Record:** 488-678-33 (121 years)
- **All-Time ACC Record:** 159-332-5
 - (Charter Member of Conference)
- **Record at Allegacy Stadium:** 149-164-4
- **ACC Championships:** 2 ('70, 06)
- **ACC Atlantic Division Championships:** 2 ('06, '21)
- **Bowl History:** 11-6
 - **Championships:** 1946 Gator Bowl, 1992 Independence Bowl, 1999 Aloha Bowl, 2002 Seattle Bowl, 2007 Meineke Car Care Bowl, 2008 Eaglebank Bowl, 2016 Military Bowl, 2017 Belk Bowl, 2018 Birmingham Bowl, 2021 Gator Bowl, 2022 Gasparilla Bowl

2023 Schedule:

- **8/31 -- vs. Elon (Last Meeting in 2019 & Wake Forest is undefeated in the series with a mark of 11-0-1)**
- **9/9 -- vs. Vanderbilt (Last Meeting in 2022; Coach Dave Clawson is undefeated at Wake Forest vs. SEC Teams)**
- 9/16 -- at Old Dominion (Last Meeting in 2021; second-ever meeting and first trip for WF to Norfolk, Va.)
- ***9/23 -- vs. Georgia Tech (Last Meeting in 2017; Second time the teams will face each other in Clawson era)**
- *10/7 -- at Clemson (Wake Forest last defeated Clemson on the road in 2008)
- *10/14 - at Virginia Tech (Wake Forest has won two of the last three games in the series)
- ***10/21 - Pitt (The last meeting between the two teams came in the 2021 ACC Championship Game)**
- ***10/28 - Florida State (Wake Forest has won three-straight in the series, tying the longest streak in program history - 2006-08)**
- *11/2 - at Duke (Since 2000, Wake Forest holds a 16-5 record in the series)
- ***11/11 - NC State (Wake Forest has won four of the last six including the last three games at Allegacy Stadium)**
- *11/18 - at Notre Dame (The Deacs will be making their first trip to South Bend since 2017)
- *11/25 - at Syracuse (Wake Forest currently a three-game winning streak in the series, the longest in program history)

Bold denotes home game at Allegacy Stadium

*indicates ACC game

Additional Schedule Notes:

- Wake Forest is an astounding 20-4 at home since the start of the 2019 season thanks to the incredible atmosphere created by Wake Forest's fans and students inside Allegacy Stadium over the past few seasons.
- Clemson and Wake are the only football programs to rank inside of the top four in win totals over a two-year, three-year, four-year, five-year, six-year period and seven-year period, respectively.
- Since the turn of the century, the Demon Deacons boast a record of 32-24 against UNC, NC State and Duke. In addition, during that time, Wake Forest is 46-24 against all in-state opponents. The Deacs lead the Big Four in winning percentage against each other during that period.
- The Saturday, Oct. 21 matchup against Pitt will be the centerpiece of Wake Forest Homecoming Weekend and the annual Wake Forest Family Weekend will be Sept. 23 when the Deacs host Georgia Tech. Not to be outdone, the Deacs home game against Vanderbilt on Saturday, Sept. 9 will be Wake Forest's annual Unrivaled Weekend.
 - Wake Forest's Senior Day will take place on Nov. 11 vs. NC State.
- A home game at NC State continues the second-longest continuously played series in major college football and the longest in the ACC. The series has been played every year since 1910.

Demon Deacons

2023 Team Information:

- 2022 Overall Record: 8-5
- Home / Away / Neutral: 5-2 / 2-3 / 1-0
- ACC Record: 3-5
- ACC Finish: 6th in Atlantic Division

Lettermen Returning/Lost:

- **Offense:** 23/10
- **Defense:** 22/12
- **Special Teams:** 4/0
- **Total:** 49/22

2023 Starters Returning/Lost:

- **Offense:** 5/6
- **Defense:** 4/7
- **Special Teams:** 3/1
- **Total:** 11/15

Returning Offensive Starters, Games Played/Starts:

- Justice Ellison, RB - 32/14
- Donavon Greene, WR - 25/22
- Taylor Morin, WR - 37/30
- Michael Jurgens, OL - 49/34
- De'Vonte Gordon, OL - 29/27

Returning Defensive Starters, Games Played/Starts:

- Chase Jones, LB - 42/16
- Malik Mustapha, S - 23/11
- Chelen Garnes, S - 21/13
- Caelen Carson, CB - 25/22

Returning Special Team Starters:

- Will Cobb, LS
- Matthew Dennis, K
- Ivan Mora, P

Coaching Staff:

- **Head Coach:** Dave Clawson
- **Record at Wake Forest:** 59-53
- **Career Record:** 149-133 - 23 Seasons
- **Assistant Coaches:**
 - Assistant Head Coach for Defense/Defensive Line: Dave Cohen
 - Offensive Coordinator/Quarterbacks: Warren Ruggiero
 - Defensive Coordinator: Brad Lambert
 - Special Teams Coordinator/Tight Ends: Wayne Lineburg
 - Safeties: James Adams
 - Wide Receivers: Ari Confesor
 - Running Backs: John Hunter
 - Linebackers: Glenn Spencer
 - Offensive Line: Nick Tabacca
 - Cornerbacks: Chip West
 - Director, Sports Performance - Football: Chad Bari
 - General Manager: Kevin Higgins

Communications Contacts:

- Will Pantages – Associate AD, Athletic Communications
 - Cell: 352-275-3398 | Email: pantagw@wfu.edu
- Andrew Kovar – Director, Communications
 - Cell: 224-456-3152 | Email: kovara@wfu.edu
- Ryan Sosic – Assistant Director
 - Cell: 440-759-7582 | Email: sosier@wfu.edu

NUMERICAL ROSTER

NO.	NAME	POS.	HT.	WT.	YR.	HOMETOWN/HIGH SCHOOL/PREVIOUS SCHOOL
0	Brendon Harris	DB	6-1	214	R-Sr.	Chattanooga, TN / Baylor School
1	Caelen Carson	DB	6-0	195	Jr.	Waldorf, MD / North Point
2	Taylor Morin	WR	5-10	176	R-Jr.	Centreville, VA / Westfield
3	Malik Mustapha	DB	5-10	205	Jr.	Charlotte, N.C. / Weddington
4	Walker Merrill	WR	6-1	195	Jr.	Brentwood, TN / Brentwood
5	Troy Hoilman	QB	6-1	195	R-So.	Newland, NC / Avery County
5	Kendron Wayman	DL	6-4	250	Jr.	Denton, MD / North Caroline
6	Justice Ellison	RB	5-10	208	Jr.	Ashburn, VA / The Flint Hill School
8	Horatio Fields	WR	6-3	194	R-So.	Douglasville, GA / New Manchester
9	Chelen Garnes	DB	5-11	200	Sr.	Waldorf, MD / North Point
10	DaShawn Jones	DB	6-0	180	R-So.	Baltimore, MD / Mount Saint Joseph
10	Charlie Gilliam	QB	6' 3"	180	Fr.	McDonough, GA / Eagles Landing Christian Academy
11	Donavon Greene	WR	6-2	210	R-Jr.	Mount Airy, NC / Mount Airy
12	Mitch Griffiths	QB	5-11	192	R-So.	Ashburn, VA / Broad Run
12	Jacobi Gilbert	DB	5-10	195	R-So.	Atlanta, GA / Westlake
13	Ke'Shawn Williams	WR	5-10	190	Jr.	Philadelphia, PA / Springside Chestnut Hill Academy
14	Evan Slocum	DB	5-10	190	Jr.	Cartersville, GA / Cartersville
14	Tyler Mizzell	QB	6' 1"	170	Fr.	Denver, NC / East Lincoln
15	Jaylen Hudson	LB	6-3	245	R-Jr.	Fayetteville, NC / Cape Fear
15	Michael Kern	QB	6-2	190	R-Jr.	Orlando, FL / Lake Nona
17	Zamari Stevenson	DB	5-11	175	So.	Statesville, NC / Statesville
17	Michael Frogge	TE	6-5	235	R-So.	Greensboro, NC / Northern Guilford
18	Santino Marucci	QB	6-1	210	R-So.	Jacksonville, Fla. / Bartram Trail
18	Eldrick Robinson II	LB	6-0	212	R-So.	Pensacola, FL / Booker T. Washington
20	Cameron Hite	TE	6-3	243	R-Jr.	Greeneville, TN / Greeneville
20	Trent Nicholson	DB	5-11	172	R-So.	Sammamish, WA / Eastlake
21	Chase Jones	LB	6-1	231	Sr.	Warren, NJ / St. Peter's Prep
21	Zach Igwebe	RB	6-0	200	R-So.	Clarksville, MD / River Hill
22	AJ Williams	DB	5-11	187	R-Jr.	Bamberg, SC / Bamberg-Ehrhardt
23	Demond Claiborne	RB	5-9	197	So.	Aylett, VA / King William
23	Antonio Robinson Jr.	DB	5-10	180	Fr.	Miami, FL / Beechwood
24	Dylan Hazen	LB	6-1	230	R-So.	The Woodlands, TX / The Woodlands College Park
25	Jamare Glasker	DB	6-1	172	R-Fr.	Temple Hills, MD / Potomac
26	Quincy Bryant	LB	6-0	226	R-So.	Lilburn, Ga. / Parkview
26	Drew Pickett	RB	5-9	180	Fr.	Montgomery, AL / Russell County
27	Travon West	DB	5' 11"	165	Fr.	Piedmont, SC / Wren
28	Trey Boll	LB	6-4	235	Jr.	Richmond, VA / Collegiate
28	David Egbe	RB	5-10	200	Fr.	Millstone, NJ / Loomis Chaffee
29	Andre Hodge	DB	5-11	185	R-Fr.	Fort Mill, SC / Catawba Ridge
29	Christian Greene	WR	6-2	174	R-So.	Ashburn, VA / Briar Woods
30	Tate Carney	RB	5-10	202	R-Fr.	Davie County, NC / Davie County
30	Jasheen Davis	DL	6-3	250	Jr.	Snellville, GA / Shiloh
32	Will Cobb	LS	5-10	200	R-So.	Matthews, NC / Weddington
34	Zach Ranson	LB	6-2	235	R-Jr.	Snellville, GA / St. Pius X Catholic
34	Walker Ferguson	WR	6-2	200	R-So.	Richmond, VA / Trinity Episcopal School
35	Rushuan Tongue	DB	6' 1"	180	Fr.	Pasadena, MD / Chesapeake
35	James Hillhouse	WR	5'11"	185	Fr.	Westport, CT / Staples
36	Ivan Mora	PK	6-0	190	R-Jr.	Dalton, GA / Dalton
37	Christian Masterson	DB	5-11	188	R-So.	Naples, FL / Gulf Coast
38	Davaughn Patterson	DB	6-1	205	Fr.	North Jacksonville, FL / Edward H White
39	Aiden Hall	LB	6-2	216	Fr.	Pleasant Grove, AL / Pleasant Grove
40	Jacob Roberts	LB	6-1	235	Sr.	Charlotte, NC / Mallard Creek
41	John Peterson III	DB	5-11	190	R-So.	Elon, NC / Episcopal
41	Will Towns	RB	5-11	203	R-So.	Jackson, NJ / Jackson Memorial
42	Tommy Bebie	LB	6-0	214	R-Fr.	Rocky River, OH / Rocky River
42	Tyler Walton	DL	6' 5"	240	Fr.	Suwanee, GA / North Gwinnett
43	Mason Andrade	RB	5-11	212	R-Fr.	Watertown, MA / Watertown
43	BJ Williams	DL	6-4	255	R-So.	Johnston, S.C. / Strom Thurmond
44	Ryan Dupont	TE	6-1	240	R-So.	Roswell, GA / Blessed Trinity
44	Justin Williams	DL	6-2	282	R-Jr.	Seffner, FL / Armwood
45	Andrew Gregerson	WR	6-2	180	R-Fr.	Minneapolis, MN / Southwest
45	Nick Andersen	DB	5-11	194	R-So.	Clifton, VA / Centreville
46	Kevin Check	TE	6-5	210	R-Fr.	McLean, VA / The Potomac Academy
46	Kerrington Lee	DL	6-4	235	Fr.	Palm Beach Gardens, FL / Dwyer
48	Wesley Strobel	WR	6-1	185	R-Fr.	Cedarburg, WI / Cedarburg
48	Max Miller	LB	6-0	218	R-So.	Frankfort, IL / Fork Union Military Academy
49	Cody Cater	DB	6-1	200	R-So.	Charlotte, NC / Providence Day School
49	Landen Baker	TE	6' 4"	220	Fr.	Elm City, NC / Southern Nash
50	Kyland Armstrong	OL	6-3	285	Fr.	Orange Park, FL / Oakleaf
51	Luke White	LB	6-0	190	R-Fr.	Los Gatos, CA / Los Gatos
52	Spencer Clapp	OL	6-6	295	R-Sr.	Gibsonville, NC / Eastern Guilford
52	Brooks Yurachek	LB	6' 1"	215	Fr.	Fayetteville, AR / Fayetteville
53	Carter Broers	DL	6-2	240	R-Fr.	Bradenton, FL / IMG Academy
54	Matt Gulbin	OL	6-4	308	R-So.	Wilton, Conn. / Wilton
55	Michael Jurgens	OL	6-4	296	R-Sr.	Damascus, MD / Damascus
56	Brandon Hoyle	DL	6-2	222	R-Fr.	Shelby, NC / Shelby
56	Mark Balbis	LB	6-1	219	R-So.	Jupiter, FL / Jupiter
57	Sebastian Pierre	OL	6-0	280	R-Fr.	Norwalk, CT / Norwalk

ALPHABETICAL

82	Alexander, Deuce	WR
45	Andersen, Nick	DB
43	Andrade, Mason	RB
50	Armstrong, Kyland	OL
49	Baker, Landen	TE
56	Balbis, Mark	LB
80	Banks, Jahmal	WR
42	Bebie, Tommy	LB
98	Black, Tyler	P
28	Boll, Trey	LB
81	Borriello, Anthony	DB
96	Bragg, Claude	DL
53	Broers, Carter	DL
26	Bryant, Quincy	LB
97	Carlson, Caleb	K
30	Carney, Tate	RB
1	Carson, Caelen	DB
49	Cater, Cody	DB
93	Chaney, Isaiah	DL
46	Check, Kevin	TE
23	Claiborne, Demond	RB
52	Clapp, Spencer	OL
32	Cobb, Will	LS
76	Collins, Jaydon	OL
98	Crespi, Wyatt	DL
30	Davis, Jasheen	DL
99	Dennis, Matthew	K
66	Doyle, Cale	OL
44	Dupont, Ryan	TE
28	Egbe, David	RB
83	Ellis, Gavin	TE
6	Ellison, Justice	RB
71	Elmonus, CJ	OL
34	Ferguson, Walker	WR
8	Fields, Horatio	WR
78	Forbes, Christian	OL
17	Frogge, Michael	TE
86	Ganious, Bryce	DL
9	Garnes, Chelen	DB
12	Gilbert, Jacobi	DB
10	Gilliam, Charlie	QB
87	Girard, Jaydn	WR
92	Gooden, Bernard	DL
62	Gordon, DeVonte	OL
29	Greene, Christian	WR
11	Greene, Donavon	WR
45	Gregerson, Andrew	WR
12	Griffis, Mitch	QB
81	Grimes, Wesley	WR
54	Gulbin, Matt	OL
39	Hall, Aiden	LB
99	Hall, Elijah	DL
0	Harris, Brendon	DB
24	Hazen, Dylan	LB
25	Hazen, Dylan	DB
35	Hillhouse, James	WR
20	Hite, Cameron	TE
29	Hodge, Andrew	DB
5	Hoilman, Troy	QB
56	Hoyle, Brandon	DL
15	Hudson, Jaylen	LB
21	Igwebe, Zach	RB
75	Johnson II, Derrell	OL
21	Jones, Chase	LB
10	Jones, DaShawn	DB
55	Jurgens, Michael	OL
85	Kelly, Aalijah "AK"	WR
15	Kern, Michael	QB
46	Lee, Kerrington	DL
89	Lodge, Harry	TE
94	Lohavichan, Zach	DL
65	Lucas, Hank	OL
58	Lusardi, Matthew	DL
95	Marable Jr., Chris	DL
18	Marucci, Santino	QB
37	Masterson, Christian	DB
82	Matthews, Derek	DB
86	Mays, Micah	WR
68	McRae, Devin	OL

NUMERICAL ROSTER

58	Matthew Lusardi	DL	6-2	220	R-Fr.	Basking Ridge, NJ / Ridge
62	DeVonte Gordon	OL	6-5	308	R-Jr.	Washington, DC / Maret School
63	Jake Pascual	OL	6-2	289	R-So.	Winston-Salem, NC / Reagan
65	Hank Lucas	OL	6-2	282	R-Fr.	West Des Moines, IA / Valley
66	Cale Doyle	OL	6-3	285	R-Fr.	Chagrin Falls, OH / Kenston
68	Devin McRae	OL	6' 4"	265	Fr.	McRae, GA / Telfair County HS
70	Nick Sharpe	OL	6-2	330	R-So.	Gastonia, N.C. / Hunter Huss
71	CJ Elmonus	OL	6-7	291	R-Jr.	Fairview, NC / A.C. Reynolds
72	Erik Russell	OL	6-8	290	R-So.	Scituate, MA / Boston College High
73	Zach Vaughan	OL	6-6	295	R-So.	Milton, MA / Milton Academy
74	Luke Petitbon	OL	6-2	295	R-So.	Annapolis, MD / Gonzaga College
75	Derrell Johnson II	OL	6-3	300	R-Fr.	Jacksonville, FL / Riverside
76	Jaydon Collins	OL	6-6	285	R-So.	Greer, S.C. / Greer
77	George Sell	OL	6-4	294	R-So.	Chagrin Falls, OH / Kenston
78	Christian Forbes	OL	6-4	281	R-So.	Plainsboro, NJ / Lawrenceville School
79	George Steih	OL	6' 5"	270	Fr.	Franklin, TN / Grace Christian Academy
80	Jahmal Banks	WR	6-4	208	Jr.	Washington, DC / St. Frances Academy
81	Wesley Grimes	WR	6-2	185	So.	Raleigh, NC / Millbrook
81	Anthony Borriello	DB	5-11	188	R-So.	Red Bank, NJ / Red Bank Catholic
82	Deuce Alexander	WR	5-11	165	Fr.	Douglasville, GA / Douglas County
82	Derek Matthews	DB	6-1	200	R-Fr.	East Bend, NC / Forbush
83	Gavin Ellis	TE	6-5	238	R-So.	Hampstead, NC / Topsail
83	Ben Morgan	K	5-10	130	R-Fr.	Bluefield, VA / Graham
84	Nick Ragano	WR	6-0	176	R-So.	Clifton, VA / Centreville
84	William Tackie, Jr.	DB	5' 10"	165	Fr.	Durham, NC / Hillsdale
85	Aalijah "AK" Kelly	WR	6-4	180	R-Fr.	Greenville, SC / Greenville Senior
86	Bryce Ganious	DL	6-2	280	Jr.	Houston, TX / Second Baptist
86	Micah Mays	WR	6' 2"	185	Fr.	Palm Beach Gardens, FL/ The Benjamin School
87	Jaydn Girard	WR	6-0	175	R-Fr.	Seffner, FL / Jesuit
88	Ian Ver Steeg	WR	6-0	180	R-Fr.	Severn, MD / Archbishop Spalding
89	Harry Lodge	TE	6-6	240	R-Fr.	Cambridge, MA / Belmont
90	Jacob Zuhr	LS	6-0	210	R-So.	Oviedo, FL / Hagerty
91	Kevin Pointer	DL	6-2	285	R-Jr.	Jonesboro, Ark. / Jonesboro Senior
92	Bernard Gooden	DL	6-1	273	R-So.	Montgomery, AL / Park Crossing
92	Ka'Shawn Thomas	DL	6-1	288	Fr.	Brunswick, GA / Brunswick
93	Isaiah Chaney	DL	6-4	280	R-Jr.	Cartersville, GA / Cartersville
94	Zach Lohavichan	DL	6-3	275	R-So.	Charlotte, NC / Providence Day School
95	Chris Marable Jr.	DL	6-4	290	Fr.	Hilton Head Island, SC / Hilton Head School
96	Claude Bragg	DL	6-4	235	R-So.	Davidson, NC / Community School of Davidson
97	Caleb Carlson	K	6-3	187	R-Fr.	Coconut Grove, FL / Ransom Everglades School
97	Quincy Williams	DL	6-4	240	R-Fr.	Bowie, MD / Bishop McNamara
98	Wyatt Crespi	DL	6-1	275	R-So.	Concord, CA / De La Salle
98	Tyler Black	P	5' 10"	175	Fr.	Goochland, VA / Goochland HS
99	Elijah Hall	DL	6-3	274	R-Fr.	Shelby, NC / Crest
99	Matthew Dennis	K	5-11	184	R-So.	Charlotte, N.C. / Myers Park

ALPHABETICAL

4	Merrill, Walker	WR
48	Miller, Max	LB
14	Mizzell, Tyler	QB
36	Mora, Ivan	PK
83	Morgan, Ben	K
2	Morin, Taylor	WR
3	Mustapha, Malik	DB
20	Nicholson, Trent	DB
63	Pascual, Jake	OL
38	Patterson, Davaughn	DB
41	Peterson III, John	DB
74	Petitbon, Luke	OL
26	Pickett, Drew	RB
57	Pierre, Sebastian	OL
91	Pointer, Kevin	DL
84	Ragano, Nick	WR
34	Ranson, Zach	LB
40	Roberts, Jacob	LB
18	Robinson II, Eldrick	LB
23	Robinson Jr., Antonio	DB
72	Russell, Erik	OL
77	Sell, George	OL
70	Sharpe, Nick	OL
14	Slocum, Evan	DB
79	Steih, George	OL
17	Stevenson, Zamari	DB
48	Strobel, Wesley	WR
84	Tackie Jr., William	DB
92	Thomas, Ka'Shawn	DL
35	Tongue, Rushuan	DB
41	Towns, Will	RB
73	Vaughn, Zach	OL
88	Ver Steeg, Ian	WR
42	Walton, Tyler	DL
5	Wayman, Kendron	DL
27	West, Travon	DB
51	White, Luke	LB
22	Williams, AJ	DB
43	Williams, BJ	DL
44	Williams, Justin	DL
13	Williams, Ke'Shawn	WR
97	Williams, Quincy	DL
52	Yurachek, Brooks	LB
90	Zuhr, Jacob	LS

COMPLETE BIOS & INFORMATION AVAILABLE ON GODEACS.COM

PRONUNCIATION GUIDE

PLAYERS

Mark Balbis	bAL-bis
Tommy Bebie	Bee-bee
Caelen Carson	KAY-lin
Demond Claiborne	Duh-mond
Jaydon Collins	Jay-din
C.J. Elmonus	el-MUH-noose
Horatio Fields	HOR-a-sheo
Michael Frogge	FROOOG
Chelen Garnes	CHAY-lin
Zach Igwebe	Ig-whey-bae
Zach Lohavichan	Low-veech-en
Malik Mustapha	Mal-ICK
Taylor Morin	MORE-in

COACHES

Ari Confessor	Audi -- Cone-fes-sore
Warren Ruggiero	ROO-gheer-o
Nick Tabacca	TA-back-a

QUICK FACTS

THE BASICS

Location (Founded): Winston-Salem, N.C. (1834)
 Conference: Atlantic Coast
 Enrollment: 8,495 (5,287 undergraduate)
 Colors: Old Gold & Black
 Nickname: Demon Deacons
 Band: Spirit of the Old Gold and Black
 President: Dr. Susan R. Wentz
 Faculty Representative: Dr. Peter Brubaker
 Director of Athletics: John Currie

FACILITY INFO

Stadium (Opened): Allegacy Stadium (1968)
 Capacity: 31,500
 Surface: FieldTurf
 Record at Allegacy Stadium: 154-166-4 (.468)

TEAM INFO

2022 Overall Record: 8-5
 Home/Away/Neutral: 5-2/2-3/1-0
 ACC Record: 3-5
 Home/Away: 2-2 / 1-3
 Starters Returning: 11

HISTORY

First Year of Football: 1888
 All-Time Overall Record: 495-683-33
 All-Time ACC Record: 162-337-5
 ACC Championships: 2 (2006, 1970)
 ACC Atlantic Titles: 3 (2021, 2006, 2021)
 ACC Championship Games: 3 (2021, 2006, 2021)
 National Championships: 0
 CFP Appearances/Titles: 0/0

Dave CLAWSON

Head Coach

10th Year



Dave Clawson, who was named Wake Forest University's 32nd head football coach on Dec. 10, 2013, has set a new standard for Wake Forest football as he heads into his 10th season in Winston-Salem in 2023.

Clawson, who was named as a American Football Coaches Association Board of Trustee member on Jan. 10, 2022, signed a multi-year contract extension with Wake Forest on Nov. 26, 2021 and continues to lead the Wake Forest football program to new heights year-after-year.

Under his leadership, the Demon Deacons defeated Southeastern Conference representative Missouri 27-17 in the 2022 Union Home Mortgage Gasparilla Bowl at Raymond James Stadium in Tampa, Fla. on Dec. 23, 2022. The win marked Wake Forest's fifth (2016 Military Bowl, 2017 Belk Bowl, 2018 Birmingham Bowl, 2021 Gator Bowl, 2022 Gasparilla Bowl) in the last seven years since the Deacs began the Atlantic Coast Conference's second-longest bowl streak back in 2016. The streak of seven-straight bowl appearances is tied for the 10th-longest in the country.

Clawson's five bowl victories, which is the most in school history, ranks tied for fifth in ACC history for postseason wins. He ranks behind Bobby Bowden (Florida State, 11), Dabo Swinney (Clemson, 11), Frank Beamer (Virginia Tech, 6) and Danny Ford (Clemson, 6). Meanwhile, he is now tied with Jimbo Fisher (Florida State, 5) and Ralph Friedgen (Maryland, 5). During the Deacs current run of bowl appearances, Wake Forest has defeated two SEC teams (Texas A&M, 2017; Missouri, 2022) and a Big Ten team (Rutgers).

Overall during his nine-year tenure in Winston-Salem, Clawson is a perfect 3-0 against teams from the SEC. Additionally with a pair of victories against Vanderbilt and Mizzou in 2022, he led the Deacs to a pair of victories over Southeastern Conference foes in the same season for the first since 2008 and the second time in program history.

The Deacs have set a new standard for success in the win column with a record of 19-8 over the last two seasons (2021-22). The 19 wins in a two-year period are the second most in school history and three away from the program record of 21 set in 2006 & 2007. Additionally, Wake Forest's 19-8 record is tied for the ninth-best mark in all of Power-5 in the last two seasons.

A 6-1 start to the 2022 season, including three-straight home sellout crowds inside Allegacy Stadium and a top-10 ranking, highlighted Wake Forest's season this past fall. The three sellouts marked Wake Forest's longest-consecutive run since 2011 and the first time since 2006 that the Deacs hosted a capacity crowd during the month of September. Additionally, quarterback Sam Hartman was named the ACC's Brian Piccolo Award winner and 12 players earned All-ACC honors.

A year ago, the Demon Deacons won the 2021 Atlantic Coast Conference Atlantic Division title and the 2021 TaxSlayer Gator Bowl Championship. After leading the Deacs to a program-record tying 11-3 record, including a school-best 7-1 mark in ACC play, Clawson was named the 2021 ACC Coach of the Year by the ACC and the Associated Press. It marked the ninth time a Wake Forest head coach has been honored as the ACC Football Coach of the Year and the first since 2006. Clawson was the seventh Wake Forest head coach to win the award. Others who won the award were Jim Grobe (2006), Bill Dooley (1992 and 1987), John Mackovic (1979), Cal Stoll (1970), William Tate (1964) and Paul Amen (1959 and 1955).

Individually, the Coach of the Year honor marked his fifth-career accolade. Clawson was the Patriot League Coach of the Year in 2001 and 2002 at Fordham and was awarded the 2005 Atlantic 10 Coach of the Year award and 2007 Colonial Athletic Association Coach of the Year honor at Richmond.

Nationally in 2021, Clawson was a semifinalist for George Munger Collegiate Coach of the Year and a finalist for the Paul "Bear" Bryant and Bobby Dodd National Coach of the Year awards. Prior to this past season, Clawson was the 2002 Schutt Sports/American Football Monthly I-AA Coach of the Year and a finalist for the Eddie Robinson Award. In 2005, Clawson earned National Coach of the Year from I-AA.org and was again a finalist for the Eddie Robinson Award.

Additionally during his tenure, Clawson led the Deacs to their eighth Big 4 Championship in 2019 and the aforementioned Atlantic Division crown in 2021. Clawson has the third-most wins in school history and is 59-53 in his nine-year tenure with the Demon Deacons. He is one of just five head coaches in program history to have a winning record in his coaching career at Wake Forest and the first since D.C. "Peahead" Walker (77-51-6; 1937-50).

Since the start of the 2016 season, the Deacs are tied for the second-most wins in the ACC not counting the COVID-shortened 2020 season. Additionally over the last five years, the Deacs have the second-most wins in a single five-year period (38, 2017-21; 37, 2018-22; 36, 2004-08 & 2006-10; 34,

2016-20; 33, 2015-19; 31, 1944-48).

The Deacs are 20-4 at home since the start of the 2019 season and that total includes a perfect 6-0 mark in 2021. It was Wake Forest's first undefeated home record since 1979 and just the third time since the Deacs' 1970 ACC Championship team. Meanwhile, six home wins that fall tied the program record that was set in 2019.

After climbing into the top 10 of the Associated Press and Amway Coaches Poll this season for the second-straight season in 2022, the Wake Forest football team is one of 17 programs to achieve a top-10 ranking in each of the past two years. The Deacs climbed to ninth in 2021 and ranked 10th in 2022, both the highest rankings in program history. Additionally, the Deacs were tabbed No. 9 in the country by the College Football Playoff Poll on Nov. 2, 2021.

Wake Forest ended the 2021 season ranked No. 15 in the Associated Press Poll, which marked the highest ranking to end a season in program history.

Clawson and offensive coordinator Warren Ruggiero have engineered an offense that has rewritten the record books at Wake Forest. The Deacons have set nearly 400 school records including marks for points scored, points per game, total offensive yards, first downs and passing yards over the past six seasons. Also, the Deacs are the only football program in the ACC to average at least 30 points per game each year since 2017. This is the longest active streak in the conference and the fourth longest in ACC history.

Specifically a season ago in 2021, Wake Forest scored a program-best 574 points and averaged a school-record 41.0 ppg. That point total ranks 43rd in modern FBS history and the fourth-most in ACC history. Additionally, Wake Forest became just the 20th ACC team in the college football modern era (Post-WWII) to cross over the milestone of 500 points scored in a single season. Individually, the Deacons topped 35 points in a game 12 times during the 2021 campaign. In the College Football Playoff Era, Wake Forest is one of seven teams (2014 Oregon, 2018 Alabama, 2018 Oklahoma, 2019 Alabama, 2019 LSU, 2020 Alabama) to accomplish that feat in a single season.

Individually on offense under Ruggiero and Clawson's tutelage, the last three starting quarterbacks at Wake Forest have earned All-ACC honors when they were a starter (John Wolford, 2017; Jamie Newman, 2019; Sam Hartman, 2021 & 2022).

Finally under the tremendous leadership of Clawson and his staff, Wake Forest is the only school in the country to score at least a 990 on the latest Academic Progress Report, Graduation Success Rate and play in seven-straight bowl games under the same head coach.

Meanwhile from a facility and investment perspective, the long-awaited Sutton Sports Performance Center opened in the fall of 2019 and gave Wake football a state-of-the-art facility that features a world-class strength and conditioning complex to go with 16,000 square feet of space for coaches' offices, recruiting space and team meeting areas as well as a specialized nutrition center. Wake Forest broke ground on the McCreary Football Complex in Dec. 2021, which will include a new locker space for 130 student-athletes; player lounge with a nutrition station, recovery area, and entertainment area; football athletic training/treatment space; equipment center and loading dock; and a multipurpose space seating up to 200 for team meals, meetings, functions and other activities for all Demon Deacon programs. The McCreary Football Complex is slated to be completed prior to the 2023 season.


Clawson came to Winston-Salem after five seasons as the head coach at Bowling Green State University where he led the Falcons to the 2013 Mid-American Conference championship with a 47-27 win over No. 16 Northern Illinois.

In his 23 years as a head coach, Clawson has delivered a conference championship at each of his first three stops. Prior to the 2013 MAC title, Clawson helped Richmond to a pair of Colonial Athletic Association titles in 2005 and 2007. His first championship as a head coach came in 2002 when he led Fordham to the Patriot League title.

Clawson is the only active Division I head coach to win four conference championships in four different Division I leagues. Overall, he has compiled an impressive 149 wins in his head coaching career, which ranks 15th amongst active FBS head coaches.

A 1989 graduate of Williams College in Massachusetts, Clawson earned a degree in political economy and played defensive back.

Clawson and his wife, Catherine, are the parents of two children, Courtney and Eric.



Wake Forest (2014-Present)

Dave Clawson has continued the success of former head coach Jim Grobe (2001-13) as Wake Forest has been the top program in the state of North Carolina this century.

Since the turn of the century, the Demon Deacons boast a record of 32-24 against UNC, NC State and Duke. In addition during that time, Wake Forest is 45-24 against all in-state opponents. The Deacs lead the Big Four in winning percentage against each other during that period.

Wake Forest, who won the 2006 ACC Championship title, holds the unique distinction of being the only North Carolina school to claim the title in the Championship era. Additionally, the Demon Deacons and Tar Heels are the only program from the state to qualify for multiple league title games (WF: 2006, 2021; UNC: 2015, 2022) and the Deacs are the only North Carolina school to win the Atlantic Division. Wake Forest is the only Big Four school to record 11 wins in a single season twice (2006, 2021) this century. The Demon Deacons are one just seven Atlantic Coast Conference programs to achieve this mark as a member institution of the league.

The Demon Deacons defeated Southeastern Conference representative Missouri 27-17 in the Union Home Mortgage Gasparilla Bowl at Raymond James Stadium in Tampa, Fla. on Dec. 23, 2022. The win marked Wake Forest's fifth in the last seven years since the Deacs began the Atlantic Coast Conference's second-longest bowl streak back in 2016. The streak of seven-straight bowl appearances is tied for the 10th-longest in the country.

Clawson's five bowl victories, which is the most in school history, ranks tied for fifth in ACC history for postseason wins. Clawson ranks behind Bobby Bowden (Florida State, 11), Dabo Swinney (Clemson, 11), Frank Beamer (Virginia Tech, 6) and Danny Ford (Clemson, 6). Meanwhile, he is now tied with Jimbo Fisher (Florida State, 5) and Ralph Friedgen (Maryland, 5).

During the Deacs current run of bowl appearances, Wake Forest has defeated two SEC teams (Texas A&M, 2017; Missouri, 2022) and a Big Ten team (Rutgers).

Wake Forest's seven-year record of 53-35 since 2016 is the most sustained success the Deacons have earned in program history.

Additionally, the Deacs have set a new standard for success in the win column with a record of 19-8 over the last two seasons. The 19 wins in a two-year period are the second most in school history and three away from the program record of 21 set in 2006 & 2007. Additionally, Wake Forest's 19-8 record is tied for the ninth-best mark in all of Power-5 in the last two seasons.

Since the start of the 2016 season, the Deacs are tied for the second-most wins in the ACC not counting the COVID-shortened 2020 season.

Additionally during his tenure, Clawson led the Deacs to their eighth Big 4 Championship in 2019 and the ACC Atlantic Division crown in 2021. Clawson has the third-most wins in school history and is 59-53 in his nine-year tenure with the Demon Deacons.

He is one of just five head coaches in program history to have a winning record in his coaching career at Wake Forest and the first since D.C. "Peahead" Walker (77-51-6; 1937-50).

The Deacs are 20-4 at home since the start of the 2019 season and that run included an 11-game win streak. Additionally with a perfect 6-0 mark in 2021, Wake Forest recorded its first undefeated home record for the first time since 1979 and just the third time since Wake Forest's 1970 ACC Championship team. Meanwhile, six home wins last fall ties the program record that was set in 2019.

Twelve Wake Forest football players earned All-Atlantic Coast Conference honors in 2022 and this past fall was the sixth-consecutive season the Demon Deacons have had seven or more players make the All-ACC teams.

The Deacs 48 All-ACC honors over the last four seasons rank second in the ACC Atlantic, trailing just Clemson. Additionally the 48 honors is tied for the third most overall in the ACC since the 2019 season. With Wake Forest's redshirt junior wide receiver A.T. Perry earning First Team All-ACC honors in 2022, the Deacs have had at least one First Team all-conference player since 2015.

Perry became the second player in the Clawson era to earn multiple First Team All-ACC honors, joining former teammate Nick Sciba.

Under Warren Ruggiero and Dave Clawson's tutelage, the last three starting quarterbacks at Wake Forest have earned All-ACC honors when they were a starter.

John Wolford, 2017; Jamie Newman, 2019; Sam Hartman, 2021 & 2022

Wake Forest football's mantra for the 2022 season was "MINDSET" as the Demon Deacons looked to follow up its historic year in 2021.

The Deacs won eight games in a season for just the 10th time in the 115-year history of the program.

Four of the 10 eight-win seasons have come in the Dave Clawson era (40 percent).

The Gasparilla Bowl victory over Missouri marked Wake Forest's first ever win over Missouri.

Additionally, the Deacs moved to 3-0 against SEC opponents in the Clawson era.

With the win over Missouri on Friday and a victory in Week 2 at Vanderbilt, Wake Forest defeated two programs from the Southeastern Conference this fall for the first time since 2008, and just the second time in program history the Deacs accomplished this feat in a single season.

Sam Hartman was named the Most Valuable Player of the 2022 Union Home Mortgage Gasparilla Bowl.

Hartman earned his second-straight bowl game MVP honor, as he garnered the accolade following his standout performance against Rutgers in the TaxSlayer Gator Bowl in 2021.

Hartman became the first player in program history to earn two bowl game MVPs in their career at Wake Forest.

The 2022 Union Home Mortgage Gasparilla Bowl marked Wake Forest's seventh-straight bowl appearance, a new school record.

Additionally, the Demon Deacons' streak is the second-longest active streak in the ACC and the 12th longest in the nation.

THE DAVE CLAWSON FILE

Coaching History

Seasons	Team	Title
2014-Present	Wake Forest	Head Coach
2009-13	BGSU	Head Coach
2008	Tennessee	Offensive Coordinator
2004-07	Richmond	Head Coach
1999-03	Fordham	Head Coach
1996-98	Villanova	Offensive Coordinator
1994-95	Lehigh	Offensive Coordinator
1993	Lehigh	Running Backs
1992	Buffalo	Quarterbacks / Running Backs
1991	Buffalo	Secondary
1990	Albany	Secondary
1989	Albany	Quarterbacks / Running Backs

NFL Players (Round Drafted)

- DL Kobie Turner (3rd) - Wake Forest '23 - LA Rams
- WR A.T. Perry (6th) - Wake Forest '23 - N.O. Saints
- OL Zach Tom (4th) - Wake Forest '22 - Green Bay Packers
- DB Ja'Sir Taylor (6th) - Wake Forest '22 - LA Chargers
- DL Carlos Basham Jr. (2nd) - Wake Forest '21 - Buffalo Bills
- LB Justin Strnad (5th) - Wake Forest '20 - Denver Broncos
- OL Justin Herron (6th) - Wake Forest '20 - NE Patriots
- OL Phil Haynes (4th) - Wake Forest '19 - Seattle Seahawks
- DB Jessie Bates (2nd) - Wake Forest '18 - Cincinnati Bengals
- DL Duke Ejirofor (6th) - Wake Forest '18 - Houston Texans
- LB Marquel Lee (5th) - Wake Forest '17 - Oakland Raiders
- DB Kevin Johnson (1st) - Wake Forest '15 - Houston Texans
- DL Chris Jones (6th) - BGSU '13 - Houston Texans
- OL Dallas Thomas (3rd) - Tennessee '13 - Miami Dolphins
- WR Denarius Moore (5th) - Tennessee '11 - Oakland Raiders
- TE Luke Stocker (4th) - Tennessee '11 - TB Buccaneers
- QB Jonathan Crompton (5th) - Tennessee '10 - SD Chargers
- OL Chris Scott (5th) - Tennessee '10 - Pittsburgh Steelers
- OL Jacques McClendon (4th) - Tennessee '10 - Indianapolis Colts
- RB Montario Hardesty (2nd) - Tennessee '10 - Cleveland Browns
- WR Lawrence Sidbury (4th) - Richmond '09 - Atlanta Falcons
- RB Tim Hightower (5th) - Richmond '08 - Arizona Cardinals
- WR Arman Shields (4th) - Richmond '08 - Oakland Raiders

Bowl Game History

Season	Bowl Game/Postseason	Opponent	Result
2021	Gator Bowl (Wake Forest)	Rutgers	W, 38-10
2021	ACC Championship (Wake Forest)	Pitt	L, 45-21
2020	Duke's Mayo Bowl (Wake Forest)	Wisconsin	L, 28-42
2019	Pinstripe Bowl (Wake Forest)	Michigan St.	L, 27-21
2018	Birmingham Bowl (Wake Forest)	Memphis	W, 31-34
2017	Belk Bowl (Wake Forest)	Texas A&M	W, 51-52
2016	Military Bowl (Wake Forest)	Temple	W, 34-26
2013	Little Caesars Bowl (BGSU)	Pittsburgh	L, 30-27
2012	Military Bowl (BGSU)	San Jose St.	L, 29-20
2009	Humanitarian Bowl (BGSU)	Idaho	L, 43-42
2007	FCS First Round	E. Kentucky	W, 31-14
2007	FCS Quarterfinals	Wofford	W, 21-10
2007	FCS Semifinals	App. St.	L, 55-35
2005	I-AA First Round	Hampton	W, 38-10
2005	I-AA Quarterfinals	Furman	L, 24-20
2002	I-AA First Round	Northeastern	W, 29-24
2002	I-AA Quarterfinals	Villanova	L, 24-10

Conference Championships

Season	School	Conference
2013	Bowling Green	Mid-American
2007	Richmond	Colonial Athletic
2005	Richmond	Atlantic-10
2002	Fordham	Patriot League

Personal Information

Birthday: August 16, 1967
 Hometown: Youngstown, N.Y.
 Education: 1989 - Bachelor's from Williams;
 1992 - Master's from SUNY Albany
 Wife: Catherine
 Children: Courtney, Eric





Wake Forest finished the 2022 season averaging 36.1 points per game, helping the Deacs post its sixth consecutive season of averaging 30 or more points a game. This is the longest active streak and the fourth longest in ACC history.

Wake Forest threw for a team-record 43 touchdowns as a team.

Hartman completed 270-of-428 passes (63.1%) for 3,701 yards and 38 touchdowns and was named the ACC's Brian Piccolo Award Winner.

Hartman broke the Wake Forest all-time passing mark against Liberty in Week 3, eclipsing Riley Skinner (2006-09). Additionally, he became the ACC career leader in passing touchdowns (110) in the Gasparilla Bowl vs. Mizzou.

Another record holder is Perry, as he ended his Wake Forest career with a program record 28 touchdown receptions.

Sam Hartman and A.T. Perry finished their Wake Forest careers as one of the top QB-WR duos in conference history. The pair has combined for 27 touchdowns, which is tied for the second most in ACC history.

Ryan Smenda, Jr., who Clawson named as a captain prior to the season, had a career-high 117 tackles in 2022 and it marked the most in a single season by a Demon Deacon since 2006. He finished his career ranked eighth all-time in program history (355). Allegacy Stadium hosted a total of 210,350 fans across the Deacs seven home contests last fall and a school-record 23,643 students attended games this past fall.

Week-By-Week Notes:

In Week 1 on Sept. 1 vs. VMI, [3,752 Wake Forest students attended](#) the Demon Deacons seismic win. That total marked the highest student attendance in an Opening Night since at least 2008.

Wake Forest's game vs. Army was sold out, which marked the first time since 2011 that Wake Forest has had three-straight home sellouts.

The Liberty and Clemson sellouts mark the first two sellouts inside Allegacy Stadium in the month of Sept. since 2006.

Overall, the Clemson game was just the fourth sellout in the month of September this century. Allegacy Stadium hosted a near-sellout crowd (31,346) and 4,024 Wake Forest students when North Carolina visited Allegacy Stadium on Nov. 12.

Wake Forest's mantra in 2021 was, "Good to Great," as Coach Clawson and the staff looked to take the next step as a program.

The 2021 Wake Forest football team capped off its historic season on New Year's Eve, defeating Big Ten foe Rutgers in the 77th annual TaxSlayer Gator Bowl

38-10 inside TIAA Bank Field in Jacksonville.

Redshirt sophomore quarterback Sam Hartman ended his historic single-season campaign with Gator Bowl MVP honors. The Charlotte, N.C. native tossed three touchdown passes in the game and threw for 304 yards.

Wake Forest (11-3, 7-1 ACC) became just the second team in program history to win double-digit games and tied the program record with 11 victories while also setting a program record with seven conference victories and finished the home season with a perfect 6-0 mark. WFU went 5-3 on the season in road or neutral site games for the first time since 2018.

Additionally with a perfect 6-0 mark this season, the Deacs recorded their first undefeated home record for the first time since 1979 and just the third time since Wake Forest's 1970 ACC Championship team. Meanwhile, six home wins ties the program record that was set in 2019.

Wake Forest was one of 10 Power-5 schools in 2021 to win 11 games.

The Demon Deacons were also the first school in the conference to become bowl eligible with a perfect mark of 6-0 in 2021. The Deacs 8-0 start to the season was the best in school history in addition to having the longest winning streak in school history.

Coach Clawson was named the 2021 ACC Coach of the Year by the ACC and the Associated Press. It marked the ninth time a Wake Forest head coach has been honored as the ACC Football Coach of the Year and the first since 2006.

Clawson is the seventh Wake Forest head coach to win the award. Others who won the award were Jim Grobe (2006), Bill Dooley (1992 and 1987), John Mackovic (1979), Cal Stool (1970), William Tate (1964) and Paul Amen (1959 and 1955).

OFFENSIVE NOTES:

Wake Forest topped 35 points in a game 12 times during the season. In the College Football Playoff Era, the Demon Deacons are one of seven teams (2014 Oregon, 2018 Alabama, 2018 Oklahoma, 2019 Alabama, 2019 LSU, 2020 Alabama) to accomplish that feat.

The Demon Deacons scored a combined 574 points during the 2021 season. Wake Forest became the first team in program history to cross over the 500-point mark. That point total ranks 43rd in FBS history and the fourth-most in ACC history. Additionally, Wake Forest became just the 20th ACC team in the college football modern era (Post-WWII) to cross over the milestone of 500 points scored in a single season.

Wake Forest's program record 574 points ranks seventh in ACC history for points scored in a

DAVE CLAWSON VERSUS

OPPONENT	LAST	RECORD
Akron	2013	3-0
Appalachian State	2017	1-1
Army West Point	2022	4-1
Ball State	2009	1-0
Boise State	2009	0-1
Boston College	2022	5-3
Brown	2003	2-3
Bucknell	2007	4-3
Buffalo	2013	4-1
Campbell	2020	1-0
C.W. Post	2003	1-0
Central Michigan	2010	1-1
Clemson	2022	0-9
Colgate	2003	1-4
Columbia	2003	2-2
Cornell	1999	0-1
Delaware	2016	3-2
Duke	2022	5-4
Eastern Kentucky	2007	1-0
Eastern Michigan	2013	2-0
Elon	2019	2-0
Fairfield	2002	3-0
Florida	2012	0-1
Florida State	2022	3-5
Furman	2005	0-1
Gardner-Webb	2014	1-0
Georgetown	2003	4-0
Georgia Tech	2017	0-1
Hampton	2005	1-0
Harvard	1999	0-1
Hofstra	2005	1-1
Holy Cross	2003	3-2
Idaho	2012	2-1
Indiana	2016	1-2
James Madison	2007	2-2
Kent State	2013	2-3
Lafayette	2004	4-3
Lehigh	2003	0-5
Liberty	2022	1-0
Louisiana-Monroe	2014	0-1
Louisville	2022	3-6
Maine	2005	1-1
Marshall	2010	1-1
Massachusetts	2013	3-1
Memphis	2018	1-0
Miami (OH)	2013	4-1
Miami (FL)	N/A	0-0
Michigan	2010	0-1
Michigan State	2019	0-1
Mississippi State	2013	0-1
Missouri	2022	1-1
Morgan State	2011	1-0
Murray State	2013	1-0
NC State	2022	4-6
New Hampshire	2007	1-1
New Haven	2003	1-0
Norfolk State	2021	1-0
North Carolina	2022	1-4
Northeastern	2007	3-0
Northern Illinois	2013	1-1
Notre Dame	2018	0-3
Ohio	2013	2-3
Old Dominion	2021	1-0
Penn	1999	0-1
Pittsburgh	2021	0-2
Princeton	1999	0-1
Presbyterian	2017	1-0
Rice	2019	2-0
Rhode Island	2012	4-0
Rutgers	2021	1-0
Saint Peter's	2002	1-0
San Jose State	2012	0-1
Stony Brook	2007	1-0
Syracuse	2022	5-4
Temple	2016	2-1
Texas A&M	2017	1-0
Toledo	2013	1-4
Towson	2018	6-4
Troy	2010	1-1
Tulane	2018	2-0
Tulsa	2010	1-1
Utah State	2019	2-1
Vanderbilt	2022	1-2
Villanova	2007	2-3
Virginia	2021	3-0
Virginia Tech	2020	2-2
VMI	2022	4-0
Wisconsin	2020	0-1
West Virginia	2011	0-1
Western Michigan	2011	0-2
William & Mary	2007	3-1
Wofford	2007	1-0
Wyoming	2011	0-1
Yale	2001	0-2
Total		149-133



single season.

Wake Forest set a program record by averaging 41.0 points per game and Wake Forest is now the only school in the Atlantic Coast Conference to average at least 30 points per game over the past five seasons.

The Demon Deacons set a program record for total yards with 6,550 yards of offense this fall. The average of 467.9 yards per game was also a new program record.

Wake Forest reset its program mark for first downs with 354 in 2021.

The Deacons air attack set a new program record by 555 yards, as Wake Forest passed for 4,303 yards during the season. Wake Forest set a new mark with an average of 307.4 ypg. through the air, which is the first such season in program lore with an average over 300 ypg.

Five student-athletes accounted for a Dave Clawson-era record 31 rushing touchdowns. That total is the most since 2003 and tied for the second-most all-time in Wake Forest history. The Deacs set a program record of completions (302), pass attempts (519) and touchdown passes (39).

Wake Forest's 49 percent conversion rate on third downs (113-of-230) is the highest mark in program history since at least 1996, and it is believed to be the highest percentage in Wake Forest history. The Deacs 113 conversions ranks first in WF lore. The Demon Deacons 62 percent conversion rate on fourth down (13-of-21) is the highest mark since 2013.

DEFENSIVE NOTES:

The Demon Deacons forced a Dave Clawson-era record 29 turnovers (15 interceptions, 14 fumble recoveries). The total is the most since 2008 when Wake Forest tallied 37 turnovers.

The Deacs 15 interceptions are the most by a Wake Forest team since 2008 (18).

Overall, 10 different Demon Deacons recorded an interception this season. Wake Forest totaled six multi-interception games in 2021.

Sixteen different defenders forced a turnover during the season.

Wake Forest's 38 sacks this fall set a Clawson-era record and it ranks second in program history behind 1992 when the Deacs totaled 46.

The Deacs 223 yardage lost by their 38 sacks was the highest mark since at least 1996.

FAN ATTENDANCE:

Behind Wake Forest's first back-to-back sellouts (Duke on Oct. 30; NC State on Nov. 13) since 2006,

Allegacy Stadium hosted a 6.4 percent increase in average game attendance this fall compared to the 2019 season. That is the seventh-largest increase rate among Power 5 schools and ranks second in the Atlantic Coast Conference.

172,326 fans attended the Demon Deacons six home games in the fall of 2021, which is an average of 28,721 per contest.

20,305 students attended Wake Forest football games at Allegacy Stadium in 2021, with an average of 3,384 per contest. That average total equates to nearly 70% of Wake Forest's undergraduate enrollment.

Amidst the most unique year in college football history, Clawson led the Deacons to four wins in 2020 and set multiple program records.

The Deacs reached their fifth-straight bowl game as they played Wisconsin in the Duke's Mayo Bowl.

The month of October saw the Demon Deacons go a perfect 4-0, marking the first time since the 2007 season a Wake Forest team had accomplished that feat. The run included a three-game ACC winning streak and was highlighted by a 23-16 victory over No. 18 Virginia Tech, which was Wake Forest's first win over a ranked opponent since 2018.

With the help of two 50-plus point games, Wake Forest set a new program record, scoring 36.0 points per game.

Defensively, Wake Forest had its highest turnover margin in the Dave Clawson era with a +10 mark on the season. The Deacs were one of just seven FBS schools to post a +10 or better margin in the country and tied for fourth in that category.

Wake Forest finished the year with 14 interceptions and became one of just five schools to have 13 or more interceptions in both 2019 and 2020.

The 2019 season produced a number of firsts in school history: a record fourth-consecutive bowl invitation, a record 14 players named to the All-ACC team, and a record-tying seven consecutive wins. Wake Forest entered the second week of November with a 7-1 record and a No. 19 ranking from the College Football Playoff.

Wake Forest's fourth consecutive bowl invitation was to the 2019 New Era PinStripe Bowl in venerable Yankee Stadium.

With wins over North Carolina, NC State and Duke, the Deacons claimed the Big Four championship for the first time since 2007 and set a school record for home wins in a season.

A program record 14 players were named to the All-ACC team and the Deacons were awarded 12 ACC

Player of the Week honors.

The team broke or tied 100 NCAA, ACC and school records in finishing 15th in the nation in total offense while the defense gained the second-most turnovers in the last 11 seasons.

In 2018, Clawson established himself with more wins through his first five seasons than any other coach in school history. Wake Forest boasted a 1,000-yard rusher in Cade Carney and a 1,000-yard receiver in Greg Dortch, marking the first time since 1979 a Deacon team had accomplished that feat.

That season marked Wake Forest's third-consecutive bowl invitation despite breaking in two first-year starting quarterbacks. Clawson maintained a steady hand at the controls as the Demon Deacons navigated a dozen season-ending injuries to win four of the last six games of the season including the Jared Birmingham Bowl.

The bowl win gave Clawson his third bowl win and made him the fastest Deacon coach to three bowl victories.

The Demon Deacons set 105 records in 2017, tied another 15 marks, and became one of the nation's most efficient and productive offenses. Wake Forest set major records for points scored in a season, obliterating the record by 97. The offense set new marks for total offense yards in a game and in a season, yards per carry, most touchdowns scored and most TD passes in a season. The defense set a record with 106 tackles for loss.

Two numbers stood out from that campaign, Wake Forest had 11 players selected for 12 All-ACC positions, and as a team, the Deacons beat six bowl teams in 2017.

After building the foundation for success in 2014 and 2015, Wake Forest qualified for the 2016 Military Bowl and defeated Temple in the game.

On December 10, 2013, Clawson became the 32nd head football coach in Wake Forest University history.



Bowling Green (2009-13)

The head coach at Bowling Green State University from 2009 through 2013, Clawson led the Falcons to the 2013 Mid-American Conference championship with a 47-27 win over No. 16 Northern Illinois. The championship was BGSU's first since 1992.

Bowling Green's 2013 team went 10-3 overall under Clawson and won the MAC East title with a 7-1 record. The Falcons received a bid to the Little Caesar's Bowl in Detroit. It marked the third bowl appearance in five seasons for Clawson's team.

That team ranked 29th in the nation in total offense and 10th in total defense. The Falcons were one of only two non-power conference teams to rank in the top 30 statistically in both total offense and total defense in 2013.

Led the Falcons to an 8-5 mark in 2012, which included BGSU's second bowl trip in its last four years.

Ranked sixth in the nation in total defense and 10th nationally in scoring defense, yielding just 16.8 points per game.

Clawson tutored Falcons QB Tyler Sheehan to All-MAC honors after he threw for 4,051 yards in 2009.

Dave Clawson became the 17th head football coach at Bowling Green State University on Dec. 12, 2008.

Tennessee (2008)

Replaced David Cutcliffe as the offensive coordinator under Phillip Fulmer at Tennessee.

Richmond (2004-07)

In four seasons with the Spiders, Clawson led Richmond to three-consecutive winning seasons for the first time in 52 years - and compiled a 29-20 record.

Won a school-record 11 games in 2007 and reached the semifinals of the NCAA Playoffs for the first time in school history and captured the CAA Football title that fall.

Led No. 4 Richmond to a win away from playing for the National Championship.

Named the CAA Football Coach of the Year, AFCA Region I Coach of the Year and the Division I Coach of the Year in Virginia - beating out both Virginia Tech's Frank Beamer and Virginia's Al Groh.

Finalist for both the Eddie Robinson and AFCA National Coach of the Year awards.

Under Clawson's direction, the Spiders were an offensive juggernaut as the team shattered 10 single-season records in 2007, including points (489), scoring average (34.9), touchdowns (63), total offense (5,675) and rushing yards (3,284).

Individually, tailback Tim Hightower was an All-America selection by four sources and ended his career as Richmond's all-time leading rusher (3,712 yards) and scorer (39 touchdowns). He broke five single-season records in 2007, including rushing yards (1,924) and overall touchdowns (23).

After a 3-8 mark in 2004, Clawson led the Spiders to a 9-4 season in 2005, which resulted in an Atlantic 10 Championship and a decisive win over second-ranked Hampton in the NCAA First Round. The Spiders were 6-5 in 2006 with a shutout win at Duke.

Fordham (1999-03)

During his five-year tenure at Fordham, Clawson broke 16 team and 45 individual records.

While in the Bronx, he led a program resurgence that produced the 14th-best winning percentage in I-AA football his final three seasons (72.2 percent/26-10 record).

The Rams' 19 combined wins in 2002 and 2003 were the most in back-to-back seasons since 1918-19.

A two-time Patriot League Coach of the Year (2001 and 2002), Clawson earned 2002 I-AA National Coach of the Year honors from Schutt Sports/American Football

Monthly after guiding the Rams to their first-ever conference championship and I-AA playoff appearance. That Fordham squad defeated Northeastern in the first round of the playoffs and finished the fall ranked No. 12 nationally.

During his tenure on Rose Hill, Clawson coached 38 All-Conference performers, including 12 in 2003 when the Rams went 9-3. Fordham boasted the league's best scoring offense (32.9), pass offense (260.2), pass defense (171.5) and field goal percentage (78.6).

His attacking offense provided prolific individual performances, establishing school record holders for passing, Kevin Eakin with 6,112 career yards; receiving, Javarus Dudley with 101 receptions for 1,439 yards (2002); and rushing, Kirwin Watson, 1,477 yards and 20 rushing touchdowns (2002).

Clawson was also dedicated to his student-athletes' success off the field. His first recruiting class at Fordham produced an 88 percent graduation rate.

Villanova (1996-98)

The Wildcats established 70 school records in his three seasons and went to the I-AA playoffs in 1996 and 1997. Under Clawson's tutelage, Brian Finneran won the Walter Payton award, given to I-AA's Most Outstanding Player, and Brian Westbrook became the first student-athlete in NCAA history to gain more than 1,000 yards rushing and receiving in a season.

Lehigh (1993-95)

The Mountain Hawks won the Patriot League title his first and last years, while the offense led the league in scoring, total offense and pass offense each of his final two seasons. Rabih Abdullah, who later played for the Chicago Bears, set a school record with 1,536 rushing yards.

Buffalo (1991-92)

During his two-year stint Bulls' offense set 36 school records, including points and yards in a season.

Albany (1989-90)


Earned his Master's degree while working with the secondary, quarterbacks and running backs.

Background

A native of Youngstown, N.Y., located on the shores of Lake Ontario just 30 minutes north of Buffalo, Clawson played defensive back in football and also basketball at Williams College in Massachusetts.

Personal

Clawson and his wife, Catherine, are the parents of two children, Courtney and Eric.



CLAWSON YEAR-BY-YEAR

1999 (Fordham)

Record: 0-11, 0-6 Patriot

Lehigh	L	7-49
Colgate	L	24-49
at Cornell	L	14-42
at Princeton	L	0-27
at Penn	L	18-35
Harvard	L	30-37
at Towson	L	23-25
Brown	L	18-37
at Lafayette	L	7-27
Holy Cross	L	14-37
Bucknell	L	15-45

2000 (Fordham)

Record: 3-8, 1-5 Patriot

Towson	L	13-36
Fairfield	W	34-7
at Columbia	L	26-43
at Colgate	L	6-21
at Georgetown	W	17-10
Brown	L	17-44
Yale	L	17-24
at Bucknell	L	13-27
Lafayette	W	31-28
at Lehigh	L	17-51
at Holy Cross	L	20-27

2001 (Fordham)

Record: 7-4, 5-2 Patriot

at Fairfield	W	46-14
at Colgate	L	9-21
Georgetown	W	48-13
at Brown	L	23-40
at Yale	L	27-36
Lehigh	L	21-31
Bucknell	W	17-12
at Lafayette	W	45-24
at Towson	W	28-23
Holy Cross	W	24-21
Columbia	W	41-10

2002 (Fordham)

Record: 10-3, 6-1 Patriot
Patriot League Co-Champions

Saint Peter's	W	43-0
Colgate	W	40-31
Columbia	L	11-13
at Fairfield	W	51-6
at Georgetown	W	41-10
Brown	W	24-17
Lafayette	W	33-26
Lehigh	L	23-26 (ot)
at Holy Cross	W	37-27
Towson	W	42-14
at Bucknell	W	34-7
at Northeastern ^	W	29-24
at Villanova ^	L	10-24
^ - FCS Playoffs		

2003 (Fordham)

Record: 9-3, 4-3 Patriot

C.W. Post	W	42-7
at Rhode Island	W	63-28
at Lehigh	L	16-23
Columbia	W	37-30
Bucknell	L	10-31
at Brown	W	24-21
New Haven	W	41-7
at Lafayette	W	32-30
Georgetown	W	34-10
Holy Cross	W	49-28
at Colgate	L	3-14
at Towson	W	35-22

2004 (Richmond)

Record: 3-8, 2-6 A-10

at NC State	L	0-42
at VMI	W	34-7
at Massachusetts	W	24-14
Lafayette	L	16-21
Maine	L	25-29
at Villanova	L	10-49
James Madison	L	20-26
at Hofstra	L	17-48
Towson	W	24-0
Delaware	L	14-23
at William & Mary	L	14-38

2005 (Richmond)

Record: 9-4, 7-1 A-10

Atlantic 10 Champions		
Massachusetts	L	6-19
at Lafayette	L	0-7
at Maine	W	26-21
at Vandrebilt	L	13-37
Villanova	W	38-20
Delaware	W	20-10
Hofstra (2 OT)	W	43-37
at James Madison	W	18-15
VMI	W	38-3
at Towson	W	48-21
vs. William & Mary	W	41-7
at Hampton ^	W	38-10
Furman ^	L	20-24
^ - FCS Playoffs		

2006 (Richmond)

Record: 6-5, 3-5 A-10

at Duke	W	13-0
VMI	W	58-7
Bucknell	W	48-21
Northeastern	W	12-7
at New Hampshire	L	17-27
at Rhode Island	W	31-6
Delaware	L	24-28
James Madison	L	10-27
at Villanova	L	21-31
Towson	L	7-31
at William & Mary	W	31-14

2007 (Richmond)

Record: 11-3, 7-1 CAA

Colonial Athletic Association Champions

at Vanderbilt	L	17-41
at Northeastern	W	49-14
at Bucknell	W	45-14
New Hampshire	W	45-38
at Towson	L	21-23
Stony Brook	W	42-0
Rhode Island	W	38-6
at James Madison	W	17-16
Villanova	W	35-27
at Delaware	W	62-56 (5ot)
William & Mary	W	31-20
Eastern Kentucky ^	W	31-14
at Wofford ^	W	21-10
at Appalachian State ^	L	35-55
^ - FCS Playoffs		

2009 (Bowling Green)

Record: 7-6, 6-2 MAC

Troy	W	31-14
at Missouri	L	20-27
at Marshall	L	10-17
Boise State	L	14-49
Ohio	L	37-44
at Kent State	W	36-35
at Ball State	W	31-17
Central Michigan	L	10-24
at Buffalo	W	30-29
at Miami (OH)	W	35-14
Akron	W	36-20
Toledo	W	38-24
vs. Idaho ^	L	42-43
^ - Humanitarian Bowl		

2010 (Bowling Green)

Record: 2-10, 1-7 MAC

at Troy	L	27-30
at Tulsa	L	20-33
Marshall	W	44-28
at Michigan	L	21-65
Buffalo	L	26-28
at Ohio	L	25-49
at Temple	L	27-28
Kent State	L	6-30
at Central Michigan	W	17-14
Miami (OH)	L	21-24
at Toledo	L	14-33
Western Michigan	L	7-41

2011 (Bowling Green)

Record: 5-7, 3-5 MAC

at Idaho	W	32-15
Morgan State	W	58-13
Wyoming	L	27-28
at Miami	W	37-23
at West Virginia	L	10-55
at Western Michigan	L	21-45
Toledo	L	21-28
Temple	W	13-10
at Kent State	L	15-27
Northern Illinois	L	14-45
Ohio	L	28-29
at Buffalo	W	42-28

2012 (Bowling Green)

Record: 8-5, 6-2 MAC

at Florida	L	14-27
Idaho	W	21-13
at Toledo	L	15-27
at Virginia Tech	L	0-37
Rhode Island	W	48-8
at Akron	W	24-10
Miami	W	37-12
at UMass	W	24-0
Eastern Michigan	W	24-3
at Ohio	W	26-14
Kent State	L	24-31
vs. Buffalo	W	21-7
vs. San Jose State ^	L	20-29
^ - Military Bowl		

2013 (Bowling Green)

Record: 10-3, 7-1 MAC

Tulsa	W	34-7
at Kent State	W	41-22
at Indiana	L	10-42
Murray St.	W	48-7
Akron	W	31-14
UMASS	W	28-7
at Mississippi St.	L	20-21
Toledo	L	25-28
at Miami	W	45-3
Ohio	W	49-0
at E. Michigan	W	58-7
at Buffalo	W	24-7
vs. N. Illinois ^	W	47-27
^ - MAC Championship Game		

2014 (Wake Forest)

Record: 3-9, 1-7 ACC

at ULM	L	10-17
Gardner-Webb	W	23-7
at Utah State	L	24-36
Army	W	24-21
at Louisville	L	10-20
at Florida State	L	3-43
Syracuse	L	7-30
Boston College	L	17-23
Clemson	L	20-34
at NC State	L	13-42
Virginia Tech	W	6-3 (2ot)
at Duke	L	21-41

2015 (Wake Forest)

Record: 3-9, 1-7 ACC

Elon	W	41-3
at Syracuse	L	17-30
at Army	W	17-14
Indiana	L	24-31
Florida State	L	16-24
at Boston College	W	3-0
at North Carolina	L	14-50
NC State	L	17-35
Louisville	L	19-20
at Notre Dame	L	7-28
at Clemson	L	13-33
Duke	L	21-27

2016 (Wake Forest)

Record: 7-6, 3-5 ACC

Tulane	W	7-3
at Duke	W	24-14
Delaware	W	38-21
at Indiana	W	33-28
at NC State	L	16-33
Syracuse	W	28-9
at Florida State	L	6-17
Army	L	13-21
Virginia	W	27-20
at Louisville	L	12-44
Clemson	L	13-35
Boston College	L	14-17
vs. Temple ^	W	34-26
^ - Military Bowl		

2017 (Wake Forest)

Record: 8-5, 4-4 ACC

Presbyterian	W	51-7
at Boston College	W	34-10
Utah State	W	46-10
at Appalachian State	W	20-19
Florida State	L	19-26
at Clemson	L	14-28
Georgia Tech	L	24-38
Louisville	W	42-32
at Notre Dame	L	37-48
at Syracuse	W	64-43
NC State	W	30-24
Duke	L	23-31
vs. Texas A&M ^	W	55-52
^ - Belk Bowl		

2018 (Wake Forest)

Record: 7-6, 3-5 ACC

at Tulane	W	23-17 (OT)
Towson	W	51-20
Boston College	L	34-41
Notre Dame	L	27-56
Rice	W	56-24
Clemson	L	3-63
at Florida State	L	17-38
at Louisville	W	56-35
Syracuse	L	24-41
at NC State	W	27-23
Pittsburgh	L	13-34
at Duke	W	59-7
vs. Memphis ^	W	37-34
^ - Birmingham Bowl		

2019 (Wake Forest)

Record: 8-5, 4-4 ACC

Utah State	W	38-35
at Rice	W	41-21
North Carolina	W	24-18
Elon	W	49-7
at Boston College	W	27-24
Louisville	L	59-62
Florida State	W	22-20
NC State	W	44-10
at Virginia Tech	L	17-36
at Clemson	L	3-52
Duke	W	39-27
at Syracuse	L	30-39
vs. Michigan State ^	L	21-27
^ - PineStripe Bowl		

2020 (Wake Forest)

Record: 4-5, 3-4 ACC

Clemson	L	13-37
at NC State	L	42-45
Campbell	W	66-14
Virginia	W	40-23
Virginia Tech	W	23-16
at Syracuse	W	38-14
at North Carolina	L	53-59
at Louisville	L	21-45
vs. Wisconsin ^	L	28-42
^ - Duke's Mayo Bowl		

2021 (Wake Forest)

Record: 11-3, 7-1 ACC

Old Dominion	W	42-10
Norfolk State	W	41-16
Florida State	W	35-14
at Virginia	W	37-17
Louisville	W	37-34
at Syracuse	W	40-37 (OT)
at Army	W	70-56
Duke	W	45-7
at North Carolina	L	55-58
NC State	W	45-42
at Clemson	L	27-48
at Boston College	W	41-10
vs. Pitt**	L	21-45
vs. Rutgers ^	W	38-10
** - ACC Championship		
^ - Gator Bowl		

2022 (Wake Forest)

Record: 8-5, 3-5 ACC

VMI	W	44-10
at Vanderbilt	W	45-25
Liberty	W	37-36
Clemson	L	45-51 (2OT)
at FSU	W	31-21
Army	W	45-10
Boston College	W	43-15
at Louisville	L	21-48
at NC State	L	21-30
North Carolina	L	34-36
Syracuse	W	45-35
at Duke	L	31-34
vs. Missouri ^	W	27-17
^ - Gasparilla Bowl		

ASSISTANT COACHING STAFF



Assistant Coach/WRs
ARI CONFESSOR

Coach Dave Clawson announced on Feb. 20, 2023 that Ari Confessor had been added to his coaching staff as the Demon Deacons wide receivers coach.

Spent the last four years (2019-22) as the WR coach at Air Force. He helped the Falcons to a 34-11 overall record and they won three bowl championships.

A 2004 Holy Cross graduate with a bachelor's degree in political science.



Asst HC for Defense/DL
DAVE COHEN

At least one defensive lineman earn All-ACC honors in eight of his nine seasons since his arrival in 2014.

Over the last five seasons, the Deacons have racked up 167 sacks, the most sacks of any six-year period in school history.

Carlos "Boogie" Basham Jr. recorded 11 sacks in 2019, the second-most in a season by a Wake Forest player.



Offensive Coordinator/QBs
WARREN RUGGIERO

Coordinated a Demon Deacon offense that has set or tied nearly 400 offensive records since the start of 2017.

The Deacs are the only football program in the ACC to average at least 30 points per game each year since 2017.

Since the start of the 2017 season, WFU's 185 touchdown passes are the most of any school in the ACC and that total ranks tied for seventh nationally.



Defensive Coordinator
BRAD LAMBERT

Over the course of his first season as DC, Lambert led a defense that forced 16 turnovers (seven interceptions, nine fumbles) as Wake Forest won eight games for just the 10th time in the 115-year history of the program.

Lambert served eight seasons (2011-18) as the head coach at Charlotte, starting the program from scratch, and was an assistant at Wake Forest from 2001-10.

STAFF NOTES

Five of the 10 assistant coaches on the current Wake Forest football coaching staff have been in Winston-Salem since head coach Dave Clawson arrived ahead of the 2014 season.

Defensive Coordinator Brad Lambert, Safeties Coach James Adams and linebackers coach Glenn Spencer all enter their second season on staff. Adams has previously served under Lambert during three different stops at Wake Forest, Charlotte and Purdue while Spencer was on Lambert's staff in 2018 as the defensive coordinator. Additionally, Chip West coached with Dave Clawson when he was at Fordham and with Brad Lambert when he was at Charlotte.

Before coming to Wake Forest at the start of Dave Clawson's tenure in 2014, Coach Hunter spent the previous five seasons working on Clawson's staff at Bowling Green. He served both as a recruiting coordinator and running backs coach during their tenure, helping guide the Falcons to a 2013 Mid-American Conference title.

All football support staff are listed on GoDeacs.com with complete bios, titles and information.



Special Teams Coordinator/TEs
WAYNE LINEBURG

Tutored kicker Nick Sciba who set the NCAA record by converting 34 consecutive field goal tries over the 2018 and 2019 seasons and is the all-time leading scorer in program history.

Oversaw the development of tight end Cam Serigne who earned first team All-ACC honors and set the conference record for receptions, receiving yards and touchdown catches by a tight end in a career.



Safeties
JAMES ADAMS

Adams was with Wake Forest's new defensive coordinator Brad Lambert at Charlotte for eight seasons (2011-18).

Individually, Adams tutored safeties Chelen Garnes and Malik Mustapha who ranked third and fourth on the team in 2022 with 71 and 58, respectively. The duo combined for 10 TFLs, 4.5 sacks, one interception and two forced fumbles.

Adams was a two-time letterman at linebacker for Wake Forest.



RUNNING BACKS
JOHN HUNTER

Put together three straight seasons of rushing for over 2,000 yards from 2017-19, the first time that has happened since 1996.

Overall since 2017, Wake Forest has rushed for 131 touchdowns and that total is one of the most productive six-year stretches in program history.

Tutored Matt Colburn II and Cade Carney who finished sixth and seventh in school history in career rushing yards.



Offensive Line
NICK TABACCA

Placed four of its five offensive line starters on the All-ACC team following the 2019 season, the first time in school history.

Set the school record for passing yards in a season in 2019 while posting its lowest sacks allowed per pass attempt since 1998.

Eight #BeefBoys have made it to the NFL including Zach Tom, Justin Herron and Phil Haynes who were drafted.



Cornerbacks
CHIP WEST

Coach Dave Clawson announced on Feb. 2, 2023 that Chip West had been added to his coaching staff as the Demon Deacons cornerbacks coach.

West comes to Winston-Salem with over 25 years of college coaching experience and spent the past three seasons as the cornerbacks coach at Syracuse. During his time in Upstate New York, every starting cornerback for the Orange earned All-ACC honors.



Linebackers
GLENN SPENCER

Over three decades of college coaching experience including three years as a head coach and 10 years as a defensive coordinator.

Coached nine NFL Draft picks including 2014 First-Round Pick cornerback Justin Gilbert.

Lambert tutored senior LB Ryan Smenda, Jr. to All-ACC honorable mention honors as he tallied the 19th most tackles in the country (117).

LEADERSHIP

President: Dr. Susan R. Wente, Ph.D.

Director of Athletics: John Currie

FAR: Dr. Peter Brubaker

Sr. Associate AD, Compliance: Daren Koudele

SID: Will Pantages, Andrew Kovar

Facilities: McCreary Football Complex, Sutton Sports Performance Center, McCreary Football Field House, Doc Martin Practice Fields, Allegacy Federal Credit Union Stadium -- more information at GoDeacs.com.

MINDSET

8-WIN SEASON & BOWL CHAMPS

- **CHAMPS:** The Demon Deacons defeated Southeastern Conference representative Missouri 27-17 in the Union Home Mortgage Gasparilla Bowl at Raymond James Stadium in Tampa, Fla. on Dec. 23, 2022. The win marked Wake Forest's fifth in the last seven years since the Deacs began the Atlantic Coast Conference's second-longest bowl streak and this run is tied for the 10th-longest run in the country dating back to 2016.
- During the Deacs current run of bowl appearances, Wake Forest has defeated two SEC teams (Texas A&M, 2017; Missouri, 2022) and a Big Ten team (Rutgers, 2021).
- Head coach Dave Clawson's five bowl victories, which is the most in school history, ranks tied for fifth in ACC history for postseason wins. Clawson ranks behind Bobby Bowden (Florida State, 11), Dabo Swinney (Clemson, 11), Frank Beamer (Virginia Tech, 6) and Danny Ford (Clemson, 6). Meanwhile, he is now tied with Jimbo Fisher (Florida State, 5) and Ralph Friedgen (Maryland, 5).
- QB Sam Hartman earned his second-straight bowl game MVP honor, as he garnered the accolade following his standout performance against Rutgers in the TaxSlayer Gator Bowl in 2021. With that, the Charlotte, N.C. native became the first player in program history to earn two bowl game MVPs in their career at Wake Forest.



The Gasparilla Bowl was viewed by 3.54 million people, which was the highest viewed non-NY6 bowl game and ranks fourth in program history for viewership.



- The 2022 Wake Forest football team (8-5 Overall) was just the 10th in program history to win eight games in a season in the 115-year history of the program. Four of the 10 eight-win seasons have come in the Dave Clawson era (40 percent).
- Wake Forest earned its third-straight win over Florida State on Oct. 1. It marked the first time Wake Forest has defeated the Seminoles in three-straight contests since 2006-08. Additionally, it was the Demon Deacons fourth win in school history at Doak Campbell Stadium and first since Sept. 20, 2008.
- With the win over the Noles, the 2022 season marked the third-straight season that the Deacs have defeated a ranked opponent. Overall, this current run is just the fourth time in program history that the Demon Deacons have had a ranked win in three-straight years and the second time it has happened in the Coach Clawson era.
- Dave Clawson's Wake Forest teams have earned wins over six ranked wins over the past seven seasons. That total is the highest over a seven-year period mark in program history.


- Wake Forest's offense totaled 43 passing touchdowns, which marked the highest total in program history is tied for the most in the country.
- Wake Forest finished the 2022 season averaging 36.1 points per game, helping the Deacs post its sixth consecutive season of averaging 30 or more points a game. This is the longest active streak and the fourth longest in ACC history.



SUSTAINED SUCCESS

WINNING TRADITION

- The Deacs have set a new standard for success in the win column with a record of 19-8 over the last two seasons. The 19 wins in a two-year period are the second most in school history and three away from the program record of 21 set in 2006 & 2007. Additionally, Wake Forest's 19-8 record is tied for the ninth-best mark in all of Power-5 in the last two seasons:
 1. Georgia (28-1)
 2. Michigan (25-3)
 3. Alabama (24-4)
 4. Ohio State (22-4)
 5. Clemson (21-6)
 6. Utah (20-8)
 7. Oregon (20-7)
 7. Pitt (20-7)
 9. Oklahoma State (19-8)
 9. Wake Forest (19-8)
- Since the start of the 2016 season, the Deacs have the second-most wins in the ACC not counting the COVID-shortened 2020 season:
 1. Clemson -- 76
 2. Wake Forest -- 49
 3. Pitt - 48
 4. NC State- 46
 5. Miami- 44
- Wake Forest's run of 37 wins over the last five seasons ranks as the second-most in a single five-year period in program history:
 1. 38 Wins (2017-21)
 2. 37 Wins (2018-22)
 3. 36 Wins (2004-08 & 2006-10)
 4. 34 Wins (2016-20)
 5. 33 Wins (2015-19)
 6. 31 Wins (1944-48)



Redshirt junior offensive lineman Michael Jurgens was named as a semifinalist for the 2022 William V. Campbell Trophy. Since 2016, the Demon Deacons have had five semifinalists for the award, including Ryan Javion who was a finalist for the Campbell Trophy in 2016.



HISTORIC OFFENSIVE SUCCESS

- Wake Forest's 1,367 points scored during the 2020-22 period is the highest-scoring three-year period in Deacon history. Additionally, Wake Forest has scored 1,043 points over the last two seasons combined and their scoring average of 38.6 points per game ranks sixth during that time. The Deacs are the only ACC school with 1,000 points and led the ACC in points per game this season.
- A key to the Deacs scoring success has been the numbers put up through the air in the last two seasons. Wake Forest is one of six schools to throw for more than 8,000 yards in that time, nearly 600 yards more than any other ACC team.
- The Demon Deacons have found the endzone through the air 18 more times than any other ACC team since the start of the 2021 season and their 82 passing touchdowns are the fourth most in the country.
- The Demon Deacons have now produced a rushing score in 27 of their last 28 games dating back to Dec. 12, 2020.


- Since the start of the 2017 season, Wake Forest's 185 touchdown passes are the most of any school in the ACC and that total ranks tied for sixth nationally during that span. Additionally during that span, the Deacs 333 total touchdowns are the second-most in the ACC behind Clemson and rank tied for 11th nationally.
- Under Warren Ruggiero and Dave Clawson's tutelage, the last three starting quarterbacks at Wake Forest have earned All-ACC honors when they were a starter (John Wolford, 2017; Jamie Newman, 2019; Sam Hartman, 2021 & 2022).

ALL-ACC RECOGNITION

- After having 12 Wake Forest football players earn All-Atlantic Coast Conference honors this past fall, the Deacs have now had 48 All-ACC honorees over the last four years. That total ranks second in the ACC Atlantic, trailing just Clemson. Additionally the 48 honors is tied for the third most overall in the ACC since the 2019 season.
- Last fall marked the sixth consecutive season the Demon Deacons have had seven or more players make the All-ACC teams. Additionally with Wake Forest's redshirt junior wide receiver A.T. Perry earning First Team accolades, Wake Forest has had at least one first team All-ACC player since 2015. Perry became the second player in the Clawson era to earn multiple First Team All-ACC honors, joining former teammate Nick Sciba.

RECORD CROWDS AT ALLEGACY STADIUM

- Wake Forest is an astounding 20-4 at home since the start of the 2019 season thanks to the incredible atmosphere created by Wake Forest's fans and students inside Allegacy Stadium.
- Allegacy Stadium hosted a total of 210,350 fans across the Deacs seven home contests last fall and a school-record 23,643 students attended games this past fall.
- Wake Forest's game vs. Army was sold out, which marked the first time since 2011 that Wake Forest has had three-straight home sellouts. Meanwhile, the Liberty and Clemson sellouts mark the first two sellouts inside Allegacy Stadium in the month of Sept. since 2006.



INDIVIDUAL RECORDS & NOTES

STUDENT-ATHLETE RECOGNITION

- **12 STRONG:** Twelve Wake Forest football players earned All-Atlantic Coast Conference honors, as announced by the league office.
- **KOBIE CLAIMS SPOT ON PFF ALL-AMERICA:** redshirt senior defensive lineman Kobe Turner earned All-America status from Pro Football Focus
- Turner finished the year as the second-highest rated Power-5 player on defense earning an overall grade of 92.3 for the season.
- In his lone season in Winston-Salem, he finished with 34 tackles, 8.0 tackles-for-loss, one sack, eight QB hurries, two forced fumbles and one fumble recovered.
- **ALL-AMERICA:** A.T. Perry earned All-America honors from Phil Steele Magazine, becoming the second Demon Deacon this year to earn All-America recognition.
- The redshirt junior becomes the sixth Demon Deacon offensive player in the last five years to be named an All-American. Additionally, this is the second All-America honor for the Demon Deacons this season as redshirt senior defensive lineman Kobe Turner also was named an All-American by Pro Football Focus following the conclusion of the regular season.
- Perry becomes the fourth Wake Forest wide receiver since the 2018 season that has earned All-America honors:
 - 2018: Greg Dortch (SI, FWAA, Pro Football Focus, AP, The Athletic)
 - 2019: Sage Surratt (Athlon)
 - 2020: Jaquarii Roberson (Pro Football Focus)
 - 2022: AT Perry (Phil Steele)
- **PICCOLO AWARD COMES HOME:** Sam Hartman was



named the Atlantic Coast Conference's 2022 Brian Piccolo Award recipient on Monday. Hartman is the sixth Demon Deacon to win this prestigious honor.

• The Piccolo Award has been given annually since 1970 in memory of the late Brian Piccolo to the "most courageous" football player in the ACC.

ALWAYS OPEN

- With one touchdown catch in the win over Missouri, redshirt junior wide receiver A.T. Perry has recorded 28 career touchdown receptions, the most by a Demon Deacon wideout in program history.
- Perry tied Ricky Proehl's (1986-89) previous program record in the first quarter against Syracuse before rewriting the record book with 5:07 remaining in the first

half on a 29-yard touchdown pass from Sam Hartman. Perry snagged another touchdown grab late in the first half to give Wake Forest a 24-21 lead.

Wake Forest career receiving touchdowns

1. A.T. Perry (2018-Present), 28
2. Ricky Proehl (1986-89), 25
3. Todd Dixon (1990-93), 22
4. Cam Serigne (2014-17), 21
- Red O'Quinn (1946-49), 21
- Chris Givens (2009-11), 21
6. Desmond Clark (1995-98), 20
8. Kenny Duckett (1978-81), 19
9. Greg Dortch (2017-18), 17
- Jaquarii Roberson (2017-21), 17
- Taylor Morin (2019-Pres.), 17
- Perry has also been elite nationally in the last two seasons scoring touchdowns, finding the endzone 26 times which is tied for second among all FBS wideouts in that period:
 1. Nathaniel Dell (Houston) 27
 2. A.T. Perry (Wake Forest) 26
 - Zakhari Franklin (UTSA) 26
- Perry's career touchdown reception total ranks tied for seventh in ACC history.
 1. Clarkston Hines 38 (1986-89; Duke)
 2. Peter Warrick 32 (1995-99; Florida State)
 3. Torry Holt 31 (1995-98; NC St)
 4. Greg Carr 29 (2005-08; Florida State)
 - E.G. Green 29 (1994-97; Florida State)
 - Rashad Greene 29 (2011-14; Florida State)
 7. Tyrone Davis 28 (1991-94; Virginia)
 - Calvin Johnson 28 (2004-06; Georgia Tech)
 - A.T. Perry 28 (2018-22; Wake Forest)
 10. Zay Flowers 27 (2019-22; Boston College)

INDIVIDUAL ACHIEVEMENTS

- Tee Higgins 27 (2017-19; Clemson)
- Deandre Hopkins 27 (2010-12; Clemson)
- Herman Moore 27 (1988-90; Virginia)
- Sammy Watkins 27 (2011-13; Clemson)
- Sam Hartman and A.T. Perry finished their Wake Forest careers as one of the top QB-WR duos in conference history. The pair has combined for 27 touchdowns, which is tied for the second most in ACC history.
 1. Torry Holt & Jamie Barnette, 28
 2. Sammy Watkins & Tajh Boyd, 27
 - A.T. Perry & Sam Hartman, 27
 4. Tee Higgins & Trevor Lawrence, 25
 5. Nuk Hopkins & Tajh Boyd, 24
 - Calvin Johnson & Reggie Ball, 24

SMENDA SMASHES INTO RECORD BOOK

- Ryan Smenda, Jr. inched up on the Wake Forest all-time tackles list in the bowl win over Missouri, recording a game-high 11 tackles, his seventh double-digit tackle game of the season. This moved him up into eighth on the all-time list and gave the senior finishes with the most tackles by a Demon Deacon since 2000.
- Earlier this season, Smenda, Jr. eclipsed his previous high for tackles in a season.
- Coming into the bowl, his 9.6 tackles per game ranked

fourth in the ACC.

Wake Forest Top-5 Tackles since 2000

1. Ryan Smenda (2018-22) 355
 2. Aaron Curry (2005-08) 332
 3. Ryan Janvion (2013-16) 328
 4. Brandon Chubb (2012-15) 326
 5. Jon Abbate (2004-06) 297
 6. Marquel Lee (2013-16) 291
- Wake Forest Career Tackle Leaders
1. Ed Stetz (1969-71) 460
 2. Carlos Bradley (1978-80) 431
 3. Kevin Giles (1991-94) 410
 4. Bill Armstrong (1973-76) 402
 5. Kelvin Moses (1994-99) 399
 6. Ernie Purnsley (1985-88) 385
 7. Reggie McCummings (1983-85) 374
 8. Ryan Smenda (2018-22) 355
 9. Jimmie Simmons (1984-87) 346
 10. Aaron Curry (2005-08) 332

• Finishing the season with 117 tackles, Smenda's total marks the most tackles in a single season since 2006 when John Abbate finished the season with 120 total tackles.

QB1 FINISHES ON TOP

- **PROGRAM RECORD:** With his five-yard touchdown pass to Taylor Morin in the first quarter in the Gasparilla Bowl, Hartman passed Tajh Boyd (Clemson, 107) for the most career touchdown passes in ACC history.
- Overall, with three touchdowns against Missouri, Hartman has thrown 110 touchdowns over the course of his collegiate career.
 1. Sam Hartman, Wake Forest (2018-22) – 110
 - Tajh Boyd, Clemson (2010-13) – 107
 3. Philip Rivers, NC State (2000-03) – 95
 4. Sam Howell, North Carolina (2019-21) – 92
 5. Deshaun Watson, Clemson (2014-16) – 90
 - Trevor Lawrence, Clemson (2018-20) – 90
- Among active players, Hartman has the most career passing touchdowns in the FBS. Houston's Clayton Tune trails Hartman by 11 touchdowns going into the bowl game.
- With 110 career passing touchdowns and 17 career rushing scores, Hartman's 127 total touchdowns are the second most in conference history:
 1. Tajh Boyd, Clemson (2010-13) – 133
 2. Sam Hartman, Wake Forest (2018-22) – 127
 3. Malik Cunningham, Louisville (2018-Pres.) – 119
 - Lamar Jackson, Louisville (2015-17) – 119
 5. Deshaun Watson, Clemson (2014-16) – 116
 6. Philip Rivers, NC State (2000-03) – 113




7. Sam Howell, North Carolina (2019-21) – 111
8. Trevor Lawrence, Clemson (2018-20) – 108
9. Kenny Pickett, Pitt (2017-21) – 102
10. Marquise Williams, North Carolina (2012-15) – 99

• Among active players, Hartman ranks first in the Power-5 in total touchdowns, five ahead of Louisville's Malik Cunningham. Additionally, his total was tied for 19th in FBS history.

• Additionally with Louisville's Malik Cunningham having his streak of 30 consecutive games with a TD responsible for coming to an end in Week 1 at Syracuse and Oklahoma's Dillon Gabriel's streak of 29-straight games coming to an end two weeks ago against TCU, Hartman's streak of 34-straight games with a TD now leads the FBS.

• Hartman is the 30th player in NCAA history and just the third passer in the history of the ACC to eclipse the 12,500-yard passing barrier for his career, joining elite company. Last week, Hartman finished second in ACC history in this category:

1. Philip Rivers, NC State (2000-03) 13,484
2. Sam Hartman, Wake Forest (2018-Pres.) 12,967
3. Kenny Pickett, Pitt (2017-21) 12,303
4. Tajh Boyd, Clemson (2010-13) 11,904
5. Ryan Finley, NC State (2014-18) 10,501
6. Sam Howell, North Carolina (2019-21) 10,283
7. Deshaun Watson, Clemson (2014-16) 10,168
8. Trevor Lawrence, Clemson (2018-20) 10,098
9. Thaddeus Lewis, Duke (2006-09) 10,065
10. Brad Kaaya, Miami (2014-16) 9,968



GAME RECAPS



GAME 1
VMI
WAKE FOREST

10
44

SEPTEMBER 1 - ALLEGACY STADIUM - WINSTON-SALEM, N.C. - ATTENDANCE - 26,013

WINSTON-SALEM, N.C. -- The Wake Forest football team defeated VMI in front of the largest Opening Night student crowd ever (3,752 students) on Thursday night inside Allegacy Stadium. With the 44-10 win, the Demon Deacons have won 10-straight games inside Allegacy Stadium, marking the longest home winning streak in program history.

The streak dates back to the win over Campbell on Oct. 2, 2020 and is tied for the seventh-longest streak among Power 5 schools. Overall, Wake Forest (1-0) is now 16-2 at home since 2019.

Redshirt freshman quarterback Mitch Griffis tossed three touchdowns and threw for 288 yards in his first-career start. Wake Forest was paced on the ground by redshirt junior running back Christian Turner as he had a career-high tying two touchdowns and a personal-best 100 yards.

Through the air, the Deacs were led by Paul Hornung Award Watch List honoree Taylor Morin with five receptions for 74 yards and an impressive diving touchdown in the corner of the endzone.

With Jahmal Banks' 14-yard touchdown reception in the fourth quarter, Wake Forest ran its point total to 44, which marked the Demon Deacons third-highest Opening Night tally since the turn of the century.

Defensively, 21 players tallied multiple tackles and redshirt senior defensive back Isaiah Wingfield had a career-day with four tackles and two pass breakups.

Over the last decade, Wake Forest is 9-3 in season openers including a 7-2 record in head coach Dave Clawson's tenure. Additionally, The Deacs hold a mark of 8-1 in home openers in the Clawson era.

	1	2	3	4	Final
VMI	0	3	7	0	10
Wake Forest	17	6	14	7	44

SCORING SUMMARY

1st Quarter	
WF - M. Dennis 33 yd Field Goal, 03:37	0-3
WF - C. Turner 35 yd rush (M. Dennis kick) , 01:36	0-10
WF - T. Morin 23 yd pass from M. Griffis (M. Dennis kick), 01:28	0-17
2nd Quarter	
WF - M. Dennis 31 yd Field Goal, 03:29	0-20
WF - M. Dennis 33 yd Field Goal, 02:26	0-23
VMI - J.Rice 42 yd Field Goal, 00:35	3-23
3rd Quarter	
WF - C. Turner 1 yd rush (M. Dennis kick), 01:57	3-30
VMI - G.Swinehart 34 yd pass from C. Ironside (J.Rice kick), 03:54	10-30
WF - B. Whiteheart 27 yd pass from M. Griffis (M. Dennis kick), 01:09	10-37
4th Quarter	
WF - J. Banks 14 yd pass from M.Griffis (Z. Murphy kick), 01:03	10-44

	VMI	WF
SCORE	10	44
FIRST DOWNS	13	24
RUSHES-YARDS (NET)	32-83	41-212
PASSING YDS (NET)	139	294
PASSES COMP-ATT-INT	19-36-0	24-33-0
TOTAL OFFENSE PLAYS-YARDS	68-222	74-506
FUMBLE RETURNS-YARDS	0-0	0-0
PUNT RETURNS-YARDS	0-0	4-19
KICKOFF RETURNS-YARDS	4-70	2-54
INTERCEPTION RETURNS-YARDS	0-0	0-0
PUNTS (NUMBER-AVG)	8-40.4	4-41.2
FUMBLES-LOST	1-1	1-0
PENALTIES-YARDS	4-24	7-69
POSSESSION TIME	28:13	31:47
THIRD-DOWN CONVERSIONS	4 OF 18	8 OF 17
FOURTH-DOWN CONVERSIONS	1 OF 2	0 OF 1
RED-ZONE SCORES-CHANCES	0-0	5-5
SACKS BY: NUMBER-YARDS	2-13	3-21

RUSHING: VMI - R. Raymond 8-38; H. Rice 6-24; S. Morgan 3-22; G. Swinehart 6-16.
WF - C. Turner 13-100; J. Ellison 13-80; Q. Cooley 4-28; D. Claiborne 6-13.

PASSING: VMI - S. Morgan 13-27-0; C. Ironside 6-9-0, C. Shannon 0-0-0.
WF - Griffis 21-29-0; M.Kern 3-4-0.

RECEIVING: VMI - L. Thomas 8-29; C. Knox 12-33; I. Thorpe 5-11; G. Swinehart 2-42; J. DaSilva 2-9; M. Brimigion 1-10.
WF - T. Morin 5-74; D. Grenne 8-63; A. Perry 5-47; K. Williams 4-22; B. Whiteheart 2-50; C. Turner 2-18, J. Banks 1-14



GAME 2
WAKE FOREST
VANDERBILT

45
25

SEPTEMBER 10 - FIRSTBANK STADIUM - NASHVILLE, T.N. - ATTENDANCE - 24,431

NASHVILLE -- Wake Forest's veterans led the Demon Deacons on Saturday as the 21st-ranked Wake Forest football team handed Southeastern Conference foe Vanderbilt its first loss of the season, 45-25. Wake Forest has now won six of its last seven road openers, with its lone loss coming during the COVID-2020 season.

The veterans on the defensive side of the ball set the tone on Saturday.

Redshirt senior defensive back Coby Davis opened the scoring for the Demon Deacons as he snared his second-career interception in the first quarter and returned it 31 yards for the score. Later in the opening frame, redshirt junior Jacorey Johns forced a fumble that junior Chelen Garnes recovered. Additionally, senior Ryan Smenda, Jr. led the Demon Deacons in tackles with seven and redshirt senior Kobie Turner had a fumble recovery as well off a Vandy miscue.

Offensively, Wake Forest was led by redshirt junior Sam Hartman as he tallied 300 yards, four passing touchdowns and zero interceptions in his season debut. Hartman's big-play target on Saturday was redshirt junior A.T. Perry as he hauled in five passes for 142 yards and one touchdown. Additionally, Wake Forest's two-time captain threw touchdown passes to four different players (Cameron Hite, Christian Turner, Taylor Morin) who are all redshirt sophomores or older.

With the Deacs now 2-0 to start the season, Wake Forest holds a record of 19-5 (.792) during the month of September since the start of the 2016 season. This includes eight of the nine seasons in the head coach Dave Clawson era with multiple wins in the month.

Additionally with Saturday's win over Vanderbilt, Coach Clawson remains undefeated against programs from the Southeastern Conference. Prior to Saturday's win, he led the Deacs past Texas A&M in the 2017 Belk Bowl.

The Deacs next return to Allegacy Stadium for Homecoming against Liberty on Saturday, Sept. 17 at 5 p.m. Tickets are available here for just \$15 and Wake Forest recently announced that just 2,500 tickets were left.

	1	2	3	4	Final
Wake Forest	14	7	14	0	45
Vanderbilt	3	7	8	7	25

SCORING SUMMARY

1st Quarter	
Vandy - J. Bulovas 35 yd Field Goal, 01:59	0-3
Wake - C. Davis 31 yd interception return (M. Dennis kick) , 01:59	7-3
Wake - A. Perry 68 yd pass from S. Hartman (M. Dennis kick), 00:10	14-3
2nd Quarter	
Wake - C. Turner 2 yd pass from S. Hartman (M. Dennis kick), 00:24	21-3
Vandy - R. Davis 2 yd rush (J. Bulovas kick), 02:21	21-10
3rd Quarter	
Wake - T. Morin 9 yd pass from S. Hartman (M. Dennis kick), 02:50	28-10
Wake - C. Hite 17 yd pass from S. Hartman (M. Dennis kick), 00:32	35-10
Vandy - W. Sheppard 6 yd pass from A. Swann (A. Swann rush), 02:35	35-18
4th Quarter	
Wake - Q. Cooley 24 yd rush (M. Dennis kick), 02:25	42-18
Wake - M. Dennis 21 yd Field Goal, 07:33	45-18
Vandy - G. Schoenwald 7 yd pass from A. Swann (J. Bulovas kick), 02:33	45-25

	WAKE	VANDY
SCORE	45	25
FIRST DOWNS	21	11
RUSHES-YARDS (NET)	40-151	34-113
PASSING YDS (NET)	300	181
PASSES COMP-ATT-INT	18-27-0	16-26-1
TOTAL OFFENSE PLAYS-YARDS	67-451	60-294
FUMBLE RETURNS-YARDS	0-0	0-0
PUNT RETURNS-YARDS	3-21	0-0
KICKOFF RETURNS-YARDS	2-57	3-64
INTERCEPTION RETURNS-YARDS	1-31-1	0-0-0
PUNTS (NUMBER-AVG)	5-42.2	8-44.9
FUMBLES-LOST	1-1	3-2
PENALTIES-YARDS	5-31	3-23
POSSESSION TIME	30:13	29:47
THIRD-DOWN CONVERSIONS	4 OF 12	2 OF 13
FOURTH-DOWN CONVERSIONS	1 OF 2	1 OF 1
RED-ZONE SCORES-CHANCES	4-5	4-4
SACKS BY: NUMBER-YARDS	1-7	2-6

RUSHING: WAKE- Q. Cooley 9-57; C. Turner 11-44; J. Ellison 11-29
VANDY- R. Davis 18-87; M. Wright 8-17; C. Gillespie 4-7

PASSING: WAKE- S. Hartman 18-27-0.
VANDY- M. Wright; 8-15-1; A. Swann 8-11-0.

RECEIVING: WAKE- A. Perry 5-142; D. Greene 4-53; T. Morin 4-44; J. Banks 2-28; C. Hite 1-17; B. Whiteheart 1-14; C. Turner 1-2.
VANDY-R. Davis 5-21; W. Sheppard 4-45; J. McGowan 3-56; J. Ball 1-36; C. Lutz 1-27; G. Schoenwald 1-7.

GAME RECAPS



GAME 3
LIBERTY
WAKE FOREST

36
37

SEPTEMBER 17 - ALLEGACY STADIUM - WINSTON-SALEM, N.C. - ATTENDANCE - 32,891

WINSTON-SALEM, N.C. – The Wake Forest football team (3-0) secured a 37-36 Homecoming victory over Liberty on Saturday, Sept. 17 at Allegacy Stadium. The hard-fought win was witnessed by a crowd of 32,891 – the second-largest crowd in the head coach Dave Clawson era.

Additionally, Saturday's sellout marked Wake Forest's first in the month of September since 2006 when the Deacs hosted Syracuse (Sept. 2, 2006). Overall, this is just the third sellout in the month of September this century. The victory on Saturday marked the Deacs 11th-straight victory inside Allegacy Stadium, which is the longest home winning streak in program history.

Wake Forest earned its seventh-consecutive victory over a Virginia based opponent with the win and Coach Clawson holds a combined record of 9-1 against Virginia based programs during his tenure in Winston-Salem.

Offensively, the Demon Deacons were led by redshirt junior quarterback Sam Hartman as he finished 26-of-44 passing for 325 yards and three passing touchdowns. Two of his passing touchdowns went to sophomore Jamal Banks and one to redshirt junior Blake Whiteheart.

Hartman broke the Wake Forest all-time passing mark, eclipsing Riley Skinner (2006-09) with a five-yard pass to Ke'Shawn Williams in the third quarter against. Following Saturday, he has now thrown for 9,891 career passing yards, moving into the top 10 in ACC history. The Charlotte, N.C. native will look to become the 131st player in NCAA history and just the ninth passer in the history of the ACC to eclipse the 10,000-yard passing barrier next week against No. 4 Clemson.

Defensively, Wake Forest forced four turnovers including interceptions from redshirt senior Isaiah Wingfield and juniors Chelan Games and Chase Jones. Additionally, sophomore cornerback forced the game's decisive fumble that senior linebacker Ryan Smenda, Jr. recovered late in the fourth quarter. That aforementioned turnover led to Hartman's third touchdown pass of the game.

Since the start of the 2016 season, Wake Forest holds a record of 20-5 (.800) in September. This includes eight of the nine seasons in the Dave Clawson era with multiple wins in the month.

The Deacs return to Allegacy Stadium next weekend against No. 4 Clemson on Saturday, Sept. 24 at 12 p.m. Tickets are available here and there are limited tickets available so fans are encouraged to buy now. The contest will be broadcast on ABC.

Additionally, this will be the first WEAR BLACK SATURDAY game of the season as Demon Deacon fans are encouraged to dawn their best black Wake Forest gear.

	1	2	3	4	Final
Liberty	0	8	15	13	36
Wake Forest	3	17	0	17	37

SCORING SUMMARY

1st Quarter	
WFU - M. Dennis 33 yd Field Goal, 03:01	0-3
2nd Quarter	
WFU - J. Banks 16 yd pass from S. Hartman (M. Dennis kick), 01:27	0-10
LIB - N. Brown 47 yd Field Goal, 00:57	3-10
WFU - M. Dennis 27 yd Field Goal, 02:16	3-13
LIB - SAFETY, 01:01	5-13
WFU - B. Whiteheart 8 yd pass from S. Hartman (M. Dennis kick), 02:11	5-20
LIB - N. Brown 28 yd Field Goal, 00:45	8-20
3rd Quarter	
LIB - K. Salter 43 yd rush (N. Brown kick), 01:20	15-20
LIB - D. Hunter 43 yd rush (D. Douglas pass from K. Salter), 01:57	23-20
4th Quarter	
WFU - M. Dennis 46 yd Field Goal, 04:26	23-23
WFU - J. Banks 3 yd pass from S. Hartman (M. Dennis kick), 01:04	23-30
LIB - D. Douglas 38 yd pass from K. Salter (N. Brown kick), 03:18	30-30
WFU - J. Ellison 1 yd rush (M. Dennis kick), 02:11	30-37
LIB - D. Douglas 18 yd pass from K. Salter (C. Yarbrough rush failed), 02:25	36-37

	LIB	WFU
SCORE	36	37
FIRST DOWNS	22	16
RUSHES-YARDS (NET)	40-181	26-21
PASSING YDS (NET)	256	325
PASSES COMP-ATT-INT	19-37-3	26-44-2
TOTAL OFFENSE PLAYS-YARDS	77-437	70-346
FUMBLE RETURNS-YARDS	0-0	1-18
PUNT RETURNS-YARDS	0-0	1-38
KICKOFF RETURNS-YARDS	7-144	0-0
INTERCEPTION RETURNS-YARDS	2-9-0	3-0-0
PUNTS (NUMBER-AVG)	2-42.0	4-26.8
FUMBLES-LOST	2-1	0-0
PENALTIES-YARDS	5-41	8-70
POSSESSION TIME	35:28	24:32
THIRD-DOWN CONVERSIONS	4 OF 17	6 OF 16
FOURTH-DOWN CONVERSIONS	4 OF 5	1 OF 2
RED-ZONE SCORES-CHANCES	2-2	7-7
SACKS BY: NUMBER-YARDS	3-10	5-30

RUSHING: LIB - D. Hunter 18-93; K. Salter 15-77; S. Louis 6-20, J. Bennett 1--9.
WFU - S. Hartman 8-11; J. Ellison 7-4; C. Turner 6-4, Q. Cooley 1-4, K. Salter 19-34-2;

PASSING: LIB - K. Salter 19-34-2; J. Bennet 0-3-1.
WFU - S. Hartman 26-44-2

RECEIVING: LIB - D. Douglas 7-124; D. Hunter 5-21; C. Snead 3-59; C. Yarbrough 2-36; J. Jackson 1-9; N. Frith 1-7; T. Sibley 2-0.
WFU - J. Banks 6-55; K. Williams 5-129; A. Perry 4-33; T. Morin 4-21; D. Greene 3-68; B. Whiteheart 3-20; J. Ellison 1--1.



GAME 4
CLEMSON
WAKE FOREST

51
45

SEPTEMBER 24 - ALLEGACY STADIUM - WINSTON-SALEM, N.C. - ATTENDANCE - 32,903

WINSTON-SALEM, N.C. – Wake Forest University's fourth sellout crowd (32,903) in its last five games inside Allegacy Stadium witnessed a double-overtime classic between No. 16 Wake Forest and No. 5 Clemson. In front of a national television audience on ABC, the Demon Deacons battled the Tigers to the wire and eventually fell in double overtime, 51-45.

Wake Forest amassed 447 yards on offense and redshirt junior quarterback Sam Hartman tossed a Demon Deacons record six touchdowns. The six touchdown passes marked the most against the Clemson Tigers since current Chicago Bears quarterback Justin Fields threw six of his own on Jan. 1, 2021 in the Sugar Bowl. Additionally on Saturday, the Charlotte native finished 20-of-29 passing for 337 yards to go along with the half-dozen scores.

Sophomore wideout Jahmal Banks caught a pair of touchdown passes for the second-straight game and redshirt sophomore Donavon Greene reeled in his first touchdown pass since Nov. 14, 2020 against North Carolina. Also with his eight-yard touchdown catch in the first overtime, redshirt junior wide receiver A.T. Perry tallied his 19th-career scoring grab which ties him for seventh in program history and gives him sole possession of first place among wideouts in the Dave Clawson era.

Overall this season, Wake Forest's offense has been unstoppable and has now set a new scoring record with 171 points through four games. The 45 points that the Deacs tallied on Saturday marked their highest total against the Tigers since Nov. 1, 2003 (45 points) and the most points Clemson has allowed since Nov. 7, 2020 at Notre Dame.

Defensively, captains Ryan Smenda, Jr. and Chase Jones each recorded a game-high nine tackles, respectively. The Demon Deacons defense totaled six tackles-for-loss, six pass breakups, eight quarterback hurries and one forced fumble.

The Atlantic Coast Conference and ESPN will announce Wake Forest's kickoff time for its game at Florida State next week on Saturday night or Sunday morning. Fans are encouraged to stay tuned to GoDeacs.com and social media for an official announcement.

	1	2	3	4	OT1	OT2	Final
Clemson	14	6	8	10	7	6	51
Wake Forest	7	7	21	3	7	0	45

SCORING SUMMARY

1st Quarter	
Clem - J. Briningstool 12 yd pass from D. Uiagalelei (B. Potter kick), 04:08	7-0
Clem - B. Spector 41 yd pass from D. Uiagalelei (B. Potter kick), 02:06	14-0
Wake - J. Banks 36 yd pass from S. Hartman (M. Dennis kick), 00:56	14-7
2nd Quarter	
Clem - B. Potter 38 yd Field Goal, 05:07	17-7
Wake - J. Banks 5 yd pass from S. Hartman (M. Dennis kick), 02:00	17-14
Clem - B. Potter 38 yd Field Goal, 05:30	20-14
3rd Quarter	
Wake - D. Greene 28 yd pass from S. Hartman (M. Dennis kick), 01:20	20-21
Wake - B. Whiteheart 19 yd pass from S. Hartman (M. Dennis kick), 02:52	20-28
Clem - D. Allen 3 yd pass from D. Uiagalelei (B. Collins pass from D. Uiagalelei), 03:18	28-28
Wake - D. Greene 25 yd pass from S. Hartman (M. Dennis kick), 03:10	28-35
4th Quarter	
Clem - W. Shipley 1 yd rush (B. Potter kick), 05:03	35-35
Wake - M. Dennis 29 yd Field Goal, 03:09	35-38
Clem - B. Potter 52 yd Field Goal, 04:01	38-38
OT1	
Wake - A. Perry 8 yd pass from S. Hartman (M. Dennis kick)	38-45
Clem - B. Collins 21 yd pass from D. Uiagalelei (B. Potter kick)	45-45
OT2	
Clem - D. Allen 21 yd pass from D. Uiagalelei (J. Briningstool pass from D. Uiagalelei failed)	51-45

	CLEM	WAKE
SCORE	51	45
FIRST DOWNS	25	28
RUSHES-YARDS (NET)	45-188	39-110
PASSING YDS (NET)	371	337
PASSES COMP-ATT-INT	26-41-0	20-29-0
TOTAL OFFENSE PLAYS-YARDS	86-559	68-447
FUMBLE RETURNS-YARDS	0-0	0-0
PUNT RETURNS-YARDS	1-0	2-5
KICKOFF RETURNS-YARDS	4-66	1-21
INTERCEPTION RETURNS-YARDS	0-0-0	0-0-0
PUNTS (NUMBER-AVG)	4-32.8	5-40.4
FUMBLES-LOST	1-0	1-0
PENALTIES-YARDS	10-120	3-45
POSSESSION TIME	37:34	22:26
THIRD-DOWN CONVERSIONS	16 OF 23	5 OF 12
FOURTH-DOWN CONVERSIONS	0 OF 0	0 OF 1
RED-ZONE SCORES-CHANCES	6-6	4-4
SACKS BY: NUMBER-YARDS	3-18	1-9

RUSHING: CLEM - W. Shipley 20-104; D. Uiagalelei 14-52; P. Mahfah 7-26.
WAKE - J. Ellison 21-73; C. T. Ellisoer 10-27; S. Hartman 8-10.

PASSING: CLEM - D. Uiagalelei 26-41-0.
WAKE - S. Hartman 20-29-0.

RECEIVING: CLEM - J. Briningstool 6-72; J. Ngata 6-84; B. Collins 6-60; D. Allen 4-36; A. Williams 4-51; W. Shipley 4-15; B. Spector 3-41.
WAKE - J. Banks 8-141; A. Perry 7-51; T. Morin 5-17; D. Greene 2-53; B. Whiteheart 4-31; K. Williams 2-22; J. Ellison 1-22.

GAME RECAPS



GAME 5
WAKE FOREST
FLORIDA ST.

31
21

OCTOBER 1 - DOAK CAMPBELL STADIUM - TALLAHASSEE, F.L. - ATTENDANCE - 69,749

WINSTON-SALEM, N.C. -- The No. 21-ranked Wake Forest football team captured its third-straight win over Florida State on Saturday afternoon, 31-21. The victory over the No. 22-ranked Seminoles (4-1, 2-1 ACC) marked the Demon Deacons (4-1, 1-1 ACC) third-straight season with a win over a ranked opponent.

Offensively, Wake Forest put on a show inside Doak Campbell Stadium on Saturday. Wake Forest outgained Florida State, highlighted by 171 yards on the ground. Additionally, the Deacs scored 28 unanswered points from the end of the first quarter until the halfway point of the third.

The 31 points scored in Tallahassee mark the fourth occasion in program history that the Deacs have posted 30-plus points on the Noles.

Individually, redshirt junior Sam Hartman moved into the top five in Atlantic Coast Conference history in career passing yardage. He currently has 10,462 yards and ranks fifth in league lore following today's game. Sophomore running back Justice Ellison recorded a career-high 114 yards on the ground today and redshirt junior wideout A.T. Perry hauled in his 20th career touchdown pass in the second quarter, which ranks tied for sixth in program history.

Defensively, the Deacs forced one turnover on Saturday while tallying six tackles for loss and just four successful third-down conversions. Over the course of the current three-game winning streak against FSU, the Wake Forest defense has forced nine turnovers.

Saturday's win marked the Demon Deacons 10th-straight victory during the month of October as Wake Forest went a perfect 4-0 during this month each of the last two years. Prior to 2020, Wake Forest had not gone undefeated in the month of October since 2007.

The Deacs return to Allegacy Stadium a week from today on Saturday, Oct. 8 at 7:30 p.m. vs. Army. The game is sold out, which marks the first time since 2011 that Wake Forest has had three-straight home sellouts.

	1	2	3	4	Final
Wake Forest	7	14	7	3	31
Florida St.	7	0	6	8	21

SCORING SUMMARY

1st Quarter	
FSU - M. Pittman 13 yd pass from J. Travis (R. Fitzgerald kick), 01:59	0-7
WFU - C. Turner 1 yd rush (M. Dennis kick) , 04:54	7-7
2nd Quarter	
WFU - A.Perry 4 yd pass from S. Hartman (M. Dennis kick) , 04:16	14-7
WFU - D. Greene 20 yd pass from S. Hartman (M. Dennis kick), 01:35	21-7
3rd Quarter	
WFU - J. Ellison 12 yd run (M. Dennis kick), 02:45	28-7
FSU - M. Pittman 6 yd pass from J. Travis () , 05:14	28-13
4th Quarter	
FSU - J. Wilson 4 yd pass from J. Travis (M. Douglas pass), 02:52	28-21
WFU - M. Dennis 27 yd Field Goal, 06:37	31-21

	WFU	FSU
SCORE	31	21
FIRST DOWNS	28	21
RUSHES-YARDS (NET)	51-171	28-112
PASSING YDS (NET)	234	281
PASSES COMP-ATT-INT	22-34-0	23-35-0
TOTAL OFFENSE PLAYS-YARDS	85-405	63-393
FUMBLE RETURNS-YARDS	0-0	0-0
PUNT RETURNS-YARDS	1-0	1-34
KICKOFF RETURNS-YARDS	0-0	4-74
INTERCEPTION RETURNS-YARDS	0-0	0-0
PUNTS (NUMBER-AVG)	3-38.3	4-37.3
FUMBLES-LOST	0-0	3-1
PENALTIES-YARDS	4-40	11-96
POSSESSION TIME	34:32	25:28
THIRD-DOWN CONVERSIONS	10 OF 18	4 OF 11
FOURTH-DOWN CONVERSIONS	3 OF 3	1 OF 1
RED-ZONE SCORES-CHANCES	5-6	3-4
SACKS BY: NUMBER-YARDS	1-7	3-31

RUSHING: WFU- J. Ellison 18-114; C. Turner 20-64; S. Hartman 11- 5.
FSU- T. Ward 13-87; L. Toafli 5-13; T. Benson 4-10; J. Travis 6-2.

PASSING: WFU- S. Hartman 22-34-0.
FSU- J. Travis 23-35-0.

RECEIVING: WFU- A. Perry 8-91; K. Williams 4-43; D. Greene 2-29; J. Banks 3-24; C. Turner 1-17; J. Bull 2-17; J. Ellison 1-10; T. Morin 1-3.
FSU- M. Pittman 5-85; J. Wilson 6-85; C. McDonald 2-31; M. Douglas 2-22; O. Wilson 2-16; M. McClain 1-15; T. Ward 2-14; T. Benson 2-9.



GAME 6
ARMY WEST POINT
WAKE FOREST

10
45

OCTOBER 8 - ALLEGACY STADIUM - WINSTON-SALEM, N.C. - ATTENDANCE - 32,524

WINSTON-SALEM, N.C. -- Behind a stellar effort from the entire Wake Forest University defense, along with an efficient and effective output from its offense, the Demon Deacons (5-1) powered past Army (1-4) in front of a sellout crowd (32,524) at Allegacy Stadium on Saturday night, 45-10.

Saturday's attendance crowd marked the first time since 2011 that the Deacs have hosted three-straight sellouts. Additionally, the contest marked Wake Forest's fifth sellout in the six games dating back to last season. The passionate and faithful crowd witnessed the Demon Deacons 11th-straight victory during the month of October and their 12th-straight non-conference victory inside Allegacy Stadium.

The complete defensive performance was highlighted by redshirt freshman linebacker Dylan Hazen, as he totaled 12 tackles, three of which were solo, and grabbed his first-career interception at the end of the first half. Overall, the Demon Deacons defense held the Black Knights to 10 total points and one touchdown.

Additionally, Wake Forest held Army scoreless in the first half marking the first time this season that the Deacs held an opponent to zero points in the opening stanza.

Offensively, redshirt junior wideout A.T. Perry continued his stellar play against Army as over the last two matchups he has recorded 11 receptions for 264 yards and two touchdowns. On Saturday night, the Lake Worth, Fla. native caught five passes for 118 yards and had one score.

Wake Forest scored on seven occasions in the game. Saturday night marked the 10th time the Demon Deacons have held an opponent to seven points or less in head coach Dave Clawson era.

As the Demon Deacons enter the halfway point in their season and the bye week, Wake Forest has scored a program record 275 points this season and is 299 points from reaching its record-setting 574 point total from a season ago.

Overall in the series, Wake Forest is now 7-1 against the Black Knights in Winston-Salem and is now 18-3 inside Allegacy Stadium since the 2019 season.

Following an open date on Oct. 15, Wake Forest will host Boston College on Saturday, Oct. 22. While Wake Forest will learn the kickoff time for that contest on Monday, Oct. 10, fans can purchase tickets now. Additionally, click here to grab our super affordable four-pack ticket offer for \$89, including a parking pass.

	1	2	3	4	Final
Army West Point	0	0	0	10	10
Florida St.	14	7	17	7	45

SCORING SUMMARY

1st Quarter	
Wake- C. Turner 1 yd rush (M. Dennis kick), 02:40	0-7
Wake- J. Ellison 3 yd rush (M. Dennis kick) , 01:38	0-14
2nd Quarter	
Wake- Q. Cooley 1 yd rush (M. Dennis kick), 05:04	0-21
3rd Quarter	
Wake- A. Perry 26 yd pass from S. Hartman (M. Dennis kick), 01:30	0-28
Wake- C. Turner 4 yd rush (M. Dennis kick), 01:19	0-35
Wake- M. Dennis kick 38 yd Field Goal, 01:38	0-38
4th Quarter	
Army- I. Alston 20 yd pass from J. Jones (Q. Maretzki kick), 03:11	7-38
Wake- W. Grimes 13 yd pass from M. Griffiths (Z. Murphy kick), 04:21	7-45
Army- Q. Maretzki 33 yd Field Goal, 01:20	10-45

	ARMY	WAKE
SCORE	10	45
FIRST DOWNS	19	26
RUSHES-YARDS (NET)	53-225	42-221
PASSING YDS (NET)	182	267
PASSES COMP-ATT-INT	10-21-1	15-22-0
TOTAL OFFENSE PLAYS-YARDS	74-407	64-488
FUMBLE RETURNS-YARDS	0-0	0-0
PUNT RETURNS-YARDS	0-0	0-0
KICKOFF RETURNS-YARDS	4-47	1-12
INTERCEPTION RETURNS-YARDS	0-0	1-21
PUNTS (NUMBER-AVG)	3-37.7	1-34.0
FUMBLES-LOST	1-1	0-0
PENALTIES-YARDS	6-36	1-5
POSSESSION TIME	35:56	24:04
THIRD-DOWN CONVERSIONS	8 OF 17	4 OF 9
FOURTH-DOWN CONVERSIONS	2 OF 4	1 OF 3
RED-ZONE SCORES-CHANCES	2-5	6-6
SACKS BY: NUMBER-YARDS	0-0	3-19

RUSHING: ARMY- A. Marshall 3-44; T. Tyler 12-40; T. Robinson 6-39; C. Ballard 4-25; H. Reed 10-24; J. Jones 6-24; J. Buchanan 6-16; J. Dickson 3-10.

WAKE- J. Ellison 11-96; C. Turner 8-46; 8-37; Q. Cooley 5-15; M. Griffiths 3-14; D. Claiborne 4-9; W. Towns 2-6.

PASSING: ARMY- J. Jones 4-9-0; C. Ballard 3-7-1; T. Tyler 3-5-0.
WAKE- S. Hartman 13-19-0; M. Griffiths 2-3-0.

RECEIVING: ARMY- I. Alston 7-123; T. Robinson 2-48; T. Tyler 1-11.
WAKE- A. Perry 5-118; J. Banks 2-44; K. Williams 2-39; D. Greene 2-30; W. Grimes 2-21; J. Bull 1-8; B. Whiteheart 1-7.

GAME RECAPS



GAME 7
BOSTON COLLEGE
WAKE FOREST

15
43

OCTOBER 22 - ALLEGACY STADIUM - WINSTON-SALEM, N.C. - ATTENDANCE - 28,530



GAME 8
WAKE FOREST
LOUISVILLE

21
48

OCTOBER 29 - CARDINAL STADIUM - LOUISVILLE, K.Y. - ATTENDANCE - 39,503

WINSTON-SALEM, N.C. -- The Wake Forest football team overpowered Boston College on a beautiful Saturday afternoon inside Allegacy Stadium, 43-15. The victory marked the Demon Deacons (6-1, 2-1 ACC) sixth of the season, which extends the Atlantic Coast Conference's second-longest bowl streak to seven-consecutive seasons.

Under head coach Dave Clawson, Wake Forest has set a new standard of success as the seven-straight bowl berths extends a program record. Prior to this current streak, Wake Forest's previous record of consecutive bowl appearances was three seasons. Additionally, Clawson led the Deacs to four bowl wins during this run, which is tied for the seventh-most bowl/college playoff victory in ACC history and with one more, he would move into the top five in league history.

With that, the four bowl/college football playoff victories are also tied for the second most among active ACC coaches.

Saturday's game against Boston College (2-5, 1-4 ACC) was highlighted by redshirt junior quarterback Sam Hartman 25-of-40 passes for 313 yards and five touchdowns through the air. Along with it being Hartman's 28th-straight game with a touchdown, which is the longest active streak in the nation, the Charlotte native is now third in ACC history in career touchdown passes (93). Hartman also rushed for his first touchdown of the season with a two-yard scamper in the third quarter.

Hartman's go-to targets on Saturday were redshirt sophomore wideout Taylor Morin and sophomore wide receiver Jahmal Banks as they each caught a pair of touchdown passes. While it was the first time in Morin's career he achieved this feat, Banks tallied a pair of touchdown catches against Liberty and Clemson earlier this season. Additionally, redshirt junior A.T. Perry had a 13-yard touchdown reception in the second quarter. The score marked his 22nd of his career moving him into a tie for second in program history with Todd Dixon.

Defensively, the Demon Deacons totaled nine tackles-for-loss on Saturday as a unit and redshirt junior defensive end Rondell Bothroyd made his presence known as he tallied two sacks. One of his havoc-wrecking plays was a sack-fumble that was recovered by Jasheen Davis in the second quarter.

Also, captain Ryan Smenda, Jr. inched up on the Wake Forest all-time tackles list on Saturday, recording five tackles against Boston College. His career total now sits at 293, which now ranks inside the top 20 in program history.

The Demon Deacons hit the road the next week at Louisville, in a matchup that is slated to kickoff at 3:30 p.m. on ACC Network.

LOUISVILLE, Ky.- Wake Forest dropped a road game at Louisville, 48-21, Saturday afternoon at Cardinal Stadium.

In the 10th meeting between the teams, No. 10 Wake Forest (6-2, 2-2 ACC) was led by redshirt sophomore Donovan Greene as he tallied three catches for 75 yards. Additionally, redshirt junior tight end Blake Whiteheart recorded a career-high 52 receiving yards on four catches.

Individually, redshirt sophomore Jahmal Banks caught his team-leading eighth touchdown pass and sophomore Justice Ellison tallied a rushing score for the Deacs. Sophomore tight end Trey Boll reeled in a five-yard touchdown pass in the fourth quarter from redshirt freshman Mitch Griffiths.

Louisville jumped out to a 13-0 lead in the first quarter on Saturday, but Wake Forest answered with the aforementioned Banks and Ellison scores to take the lead (14-13) going into halftime.

However, six third quarter turnovers led to 35 unanswered points for the Cardinals and created an insurmountable lead.

Wake Forest will look to bounce back next week at NC State.

	1	2	3	4	Final
Boston College	3	6	6	0	15
Wake Forest	7	14	15	7	43

SCORING SUMMARY

1st Quarter	BC	WFU
BC- C. Lytton 29 yd Field Goal, 05:30	3-0	
WFU- J. Banks 15 yd pass from S. Hartman (M. Dennis kick), 03:49		3-7
2nd Quarter	BC	WFU
WFU- T. Morin 12 yd pass from S. Hartman (M. Dennis kick), 01:46	3-14	
BC- Z. Flowers 61 yd pass from P. Jurkovec (L. Connor kick blocked)	9-14	
WFU- A. Perry 13 yd pass from S. Hartman (M. Dennis kick), 03:40		9-21
3rd Quarter	BC	WFU
WFU- T. Morin 4 yd pass from S. Hartman (M. Dennis kick), 02:35	9-28	
BC- P. Jurkovec 7 yd rush (P. Jurkovec rush failed)	15-28	
WFU- S. Hartman 2 yd rush (K. Williams pass from S. Hartman) 02:52		15-36
4th Quarter	BC	WFU
WFU- J. Banks 16 yd pass from S. Hartman (M. Dennis kick), 06:43		15-43

	BC	WFU
SCORE	15	43
FIRST DOWNS	15	29
RUSHES-YARDS (NET)	23-56	35-115
PASSING YDS (NET)	259	313
PASSES COMP-ATT-INT	24-45-0	25-40-1
TOTAL OFFENSE PLAYS-YARDS	68-315	75-428
FUMBLE RETURNS-YARDS	0-0	1-2
PUNT RETURNS-YARDS	2-5	1-5
KICKOFF RETURNS-YARDS	6-133	1-22
INTERCEPTION RETURNS-YARDS	1-0-0	0-0-0
PUNTS (NUMBER-AVG)	7-37.4	4-43.5
FUMBLES-LOST	2-1	2-1
PENALTIES-YARDS	11-104	3-25
POSSESSION TIME	28:23	30:18
THIRD-DOWN CONVERSIONS	6 OF 17	7 OF 12
FOURTH-DOWN CONVERSIONS	1 OF 3	1 OF 1
RED-ZONE SCORES-CHANCES	2-2	6-6
SACKS BY: NUMBER-YARDS	2-13	2-20

RUSHING: BC- D. Longman 1-24; P. Jurkovec 9-21; P. Garwo 7-17; X. Coleman 3-5; E. Morehead 1-2; A. Broome 1- -2.
WFU- J. Ellison 9-36; D. Claiborne 2-33; C. Turner 7-29; Q. Cooley 7-15; S. Hartman 6-7; W. Towns 1-0.

PASSING: BC- P. Jurkovec 20-28-0; E. Morehead 4-7-0.
WFU- S. Hartman 25-40-1; M. Griffiths 0-0-0.

RECEIVING: BC- Z. Flowers 10-135; J. Griffin 4-50; P. Garwo 4-9; J. Gill 2-27; D. Tomlin 1-23; D. Reynolds 1-6; X. Coleman 1-5; T. Johnson 1-4; J. Franklin 0-0.
WFU- J. Banks 7-79; D. Greene 5-64; T. Morin 4-48; A. Perry 3-42; B. Whiteheart 3-34; K. Williams 2-36; Q. Cooley 1-10; J. Ellison 0-0; C. Turner 0-0.

	1	2	3	4	Final
Wake Forest	0	14	0	7	21
Louisville	6	7	35	0	48

SCORING SUMMARY

1st Quarter	WFU	LOU
LOU- J. Turner 29 yd Field Goal, 03:52		0-3
LOU- J. Turner 39 yd Field Goal, 03:44		0-6
2nd Quarter	WFU	LOU
LOU- M. Cunningham 3 yd run (J. Turner kick), 03:36		0-13
WFU- J. Ellison 3 yd run (M. Dennis kick), 03:12	7-13	
WFU- J. Banks 16 yd pass from S. Hartman (M. Dennis kick), 03:36	14-13	
3rd Quarter	WFU	LOU
LOU- K. Clark 46 yd interception (J. Turner kick)		14-20
LOU- T. Evans 52 yd run (J. Turner kick), 02:16		14-27
LOU- M. Cunningham 9 yd run (J. Turner kick), 00:07		14-34
LOU- J. Carter 28 yd pass from B. Smith (J. Turner kick), 00:34		14-41
LOU- Q. Riley 90 yd interception (J. Turner kick)		14-48
4th Quarter	WFU	LOU
WFU- T. Boll 5 yd pass from M. Griffiths (M. Dennis kick), 01:02	21-48	

	WFU	LOU
SCORE	21	48
FIRST DOWNS	29	19
RUSHES-YARDS (NET)	46-92	38-211
PASSING YDS (NET)	310	199
PASSES COMP-ATT-INT	26-44-4	18-27-0
TOTAL OFFENSE PLAYS-YARDS	90-402	65-410
FUMBLE RETURNS-YARDS	0-0	0-0
PUNT RETURNS-YARDS	0-0	2-21
KICKOFF RETURNS-YARDS	5-94	1-21
INTERCEPTION RETURNS-YARDS	0-0-0	4-194-2
PUNTS (NUMBER-AVG)	4-49.8	3-40.3
FUMBLES-LOST	5-4	1-1
PENALTIES-YARDS	33-36	26-24
POSSESSION TIME	33:36	4:07
THIRD-DOWN CONVERSIONS	8 OF 16	4 OF 12
FOURTH-DOWN CONVERSIONS	1 OF 4	0 OF 2
RED-ZONE SCORES-CHANCES	3-6	3-5
SACKS BY: NUMBER-YARDS	1-8	8-54

RUSHING: WFU- W. Towns 7-54; C. Turner 9-38; J. Ellison 8-22; M. Griffiths 5-13; Q. Cooley 2-7; D. Claiborne 2-2.

LOU- T. Evans 11-106; J. Jordan 9-45; M. Cunningham 9-38; J. Mitchell 3-16; A. Huggins-Bruce 1-16; T. Cooley- 3-3; B. Domann 1- -1.

PASSING: WFU- S. Hartman 20-35-3; M. Griffiths 6-9-1.
LOU- M. Cunningham 15-23-0; B. Smith 1-1-0; B. Domann 2-3-0.

RECEIVING: WFU- D. Greene 3-75; K. Williams 5-67; B. Whiteheart 4-52; A. Perry 3-28; T. Morin 2-24; J. Banks 2-23; J. Hensley 1-15; T. Nicholson 2-10; W. Grimes 1-6; T. Boll 1-5; C. Hite 1-3; C. Turner 1-2.
LOU- T. Hudson 6-77; M. Ford 1-39; J. Carter 2-37; A. Huggins-Bruce 4-24; J. Jordan 1-15; C. Bell 2-7; T. Evans 1-4; B. Smith 0-0; T. Cooley 1- -4.

GAME RECAPS



GAME 9
WAKE FOREST
NC STATE

21
30

NOVEMBER 5 - CARTER-FINLEY STADIUM - RALEIGH, N.C. - ATTENDANCE - 28,530

RALEIGH - Despite a hard-fought effort that included four sacks and eight tackles-for-loss, No. 19 Wake Forest fell on the road at No. 20 NC State on Saturday night, 30-21.

This historic rivalry has been played continuously since 1910, which is the longest continuous rivalry in the ACC and the second-longest in the FBS (Wisconsin-Minnesota have met every year since 1906). Additionally, Saturday marked only the third meeting when both teams came in nationally ranked. Last season, the No. 12 Demon Deacons downed the No. 16 Pack in Winston-Salem, while in 1992, No. 13 NC State beat No. 25 Wake Forest at Carter-Finley Stadium.

No. 19 Wake Forest (6-3, 2-3 ACC) was led on offense by redshirt junior quarterback Sam Hartman as he completed 29-of-48 passes for 397 yards and two touchdowns.

Redshirt junior A.T. Perry led Wake Forest's receiving corps with new career highs in catches (12) and yards (159). The performance marked Perry's third 100-yard receiving game of the season as well as the 10th of his career. The Lake Worth, Fla. native became just the fifth Demon Deacon in program history to accomplish this feat over the course of their career.

Hartman targeted redshirt sophomore wideout Taylor Morin on a 28-yard toss in the second quarter. The TD reception was his fifth of the season. Additionally, Christian Turner powered his way into the end zone early in the second quarter to get Wake Forest on the scoreboard.

Senior linebacker Ryan Smenda, Jr. led Wake Forest's defense with a career-high 16 tackles as the Orange Park, Fla. native has now racked up 313 tackles over the course of his career. He is the fourth Demon Deacon since the turn of the century to achieve this milestone, joining Aaron Curry (2005-08, 332 Tackles), Ryan Janvion (2013-16, 328 Tackles), Brandon Chubb (2012-15, 326 Tackles).

NC State (7-2, 3-2 ACC) earned just its second win over the Demon Deacons in the past six years.

Wake Forest will look to bounce back next week at home versus No. 17 North Carolina at 7:30 p.m. inside Allegacy Stadium. Fans can purchase tickets now

	1	2	3	4	Final
Wake Forest	0	14	0	7	21
NC State	3	14	10	3	30

SCORING SUMMARY

1st Quarter			
NCS - Dunn,C	33 yd field goal	8 plays, 28 yards, 8:04	0-3
2nd Quarter			
WFU - Turner,C	2 yd run (Dennis,M. kick),	10 plays, 75 yards, 10:19	7-3
NCS - Lesane,K	12 yd pass from Morris,MJ (Dunn,C kick)	6 plays, 71 yards, 7:39	7-10
WFU - Morin,T	24 yd pass from Hartman,S (Dennis,M kick)	8 plays, 75 yards, 4:11	14-10
NCS - Jones,D	13 yd pass from Morris,MJ (Dunn,C kick)	8 plays, 64 yards, TOP 01:30	14-17
3rd Quarter			
NCS - Jones,D	1 yd pass from Morris,MJ (Dunn,C kick)	15 plays, 80 yards, 06:14	14-24
NCS - Dunn,C	51 yd field goal	5 plays, 17 yards, 02:01	14-27
4th Quarter			
WFU - Perry,A.T.	29 yd pass from Hartman,S (Dennis,M kick)	13 plays, 99 yards, TOP 06:54	21-27
NCS - Dunn,C	25 yd field goal	9 plays, 62 yards, 02:54	21-30

	WFU	NCST
SCORE	21	21
FIRST DOWNS	22	24
RUSHES-YARDS (NET)	25-17	41-115
PASSING YARDS (NET)	397	210
PASS COMP - ATT - INT.	29-48-3	18-28-0
TOTAL OFFENSE PLAYS-YARDS	73-414	69325
FUMBLES - LOST	0-0	0-0
PUNT RETURNS-YARDS	3-20	0-0
KICKOFF RETURNS-YARDS	0-0	3-80
INTERCEPTION RETURN YARDS	0-0	3-54
PUNTS-YARDS	3-123 (41.0)	5-215 (39.0)
PENALTIES - YARDS	9-74	6-38
POSSESSION TIME	26:38	33:22
3RD DOWN CONVERSIONS	7 OF 16	6 OF 14
4TH DOWN CONVERSIONS	2 OF 4	0 OF 0
RED-ZONE SCORES-CHANCES	1-2	5-5
SACKS: TOTAL - YARDS	4-22	4-20

RUSHING: NCST- J. Houston 12-53; MJ. Morris 19-43; M. Allen 5-36; D. Sumo-Karngbaye 1-0; J. Chambers 1-0; T. Thomas 1--7.

WFU- C. Turner 8-29-1; Q. Cooley 1-3; J. Ellison 10--1; S. Hartman 6--14.

PASSING: NCST- MJ. Morris 18-28-210; T. Thomas 0-0-0
WFU- S. Hartman 29-48-297.

RECEIVING: NCST- T. Thomas 8-79; K. Lesnae 3-71-1; D. Jones 3-24-2; D. Carter 1-20; T. Pennis 1-8; D. Jones 1-6; P. Rooks 1-2.

WFU- A. Perry 12-159; J. Banks 4-69; D. Greene 2-40; T. Morin 4-56; B. Whiteheart 1-6; K. Williams 5-49; J. Ellison 1-18.



GAME 10
NORTH CAROLINA
WAKE FOREST

36
34

NOVEMBER 12 - ALLEGACY STADIUM - WINSTON-SALEM, N.C. - ATTENDANCE - 31,346

WINSTON-SALEM, N.C. - Wake Forest lost to No. 15 North Carolina on Saturday inside Truist Field, 36-34. Despite the loss, redshirt junior quarterback Sam Hartman tossed four touchdowns while completing 18-of-31 passes for 320 yards.

With his four touchdown passes, he is now at 100 for his career and just seven behind Tajh Boyd's (Clemson) Atlantic Coast Conference record of 107 career passing touchdowns.

In addition on offense, redshirt sophomore wideout Taylor Morin led the receiving corps with 106 yards, the second 100-yard performance of his career. Additionally, redshirt sophomore receiver Donavon Greene found the end zone twice, highlighted by a 60-yard score in the third quarter.

Redshirt junior wide receiver A.T. Perry reeled in a 32-yard touchdown reception in the third quarter, the 24th of his career. The Lake Worth, Fla. native is now just one away from tying Ricky Proehl's program record of 25 career touchdown catches. Defensively, senior linebacker Ryan Smenda, Jr. posted a career-high tying 16 tackles for the second-straight week, helping him surpass his career-high in single-season tackles with 91.

Last week, he became the fourth Demon Deacon since the turn of the century to achieve at least 300 tackles in his career and he has now totaled 329 over his five-year career. He trails Aaron Curry (2005-08, 332 Tackles) for the most tackles by a Wake Forest defender since 2001.

Also on defense, sophomore defensive end Jasheen Davis recorded four tackles, two sacks and 2.5 tackles-for-loss. Those two sacks came on one drive in the second quarter to halt a Carolina potential scoring drive. In front of a near-sellout crowd (31,346) and 4,024 Wake Forest students inside Truist Field on Saturday night, the Demon Deacons fell to 6-4 overall and 2-4 in the ACC with the loss. The Tar Heels improved to 9-1 overall and 6-0 in ACC play. Wake Forest returns to Truist Field next week for Senior Day on Saturday, Nov. 19 against Syracuse at 8 p.m. on ACC Network.

Fans are encouraged to stay tuned to GoDeacs.com and Wake Forest's social media channels for more information on next week's game, including specific student-athletes who will be participating in the pregame Senior Day ceremony. Several football student-athletes being honored next Saturday have remaining eligibility and following this season will assess the potential of returning for the 2023 season.

	1	2	3	4	Final
North Carolina	14	13	6	3	36
Wake Forest	7	14	13	0	34

SCORING SUMMARY

1st Quarter			
UNC- J. Downs	12 yd pass from D. Maye (N. Burnette kick),	03:23	7-0
UNC- E. Green	5 yd (N. Burnette kick),	00:51	14-0
WAKE- T. Morin	7 yd pass from S. Hartman (M. Dennis kick),	03:46	14-7
2nd Quarter			
UNC- J. Downs	7 yd pass from D. Maye (N. Burnette kick),	04:50	21-7
WFU- C. Turner	1 yd rush (M. Dennis kick),	04:10	21-14
WFU- D. Greene	7 yd pass from S. Hartman (M. Dennis kick),	01:49	21-21
UNC- J. Downs	20 yd pass from D. Maye (N. Burnette kick),	01:44	27-21
3rd Quarter			
WAKE- A. Perry	32 yd pass from S. Hartman (M. Dennis kick),	03:12	27-28
UNC- D. Maye	5 yd rush (E. Green rush failed),	03:06	33-28
WAKE- D. Greene	60 yd pass from S. Hartman (D. Greene pass from S. Hartman failed),	00:54	33-34
4th Quarter			
UNC- N. Burnette	33 yd Field Goal,	02:08	36-34

	UNC	WAKE
SCORE	36	34
FIRST DOWNS	30	23
RUSHES-YARDS (NET)	38-136	41-170
PASSING YDS (NET)	448	320
PASSES COMP-ATT-INT	31-49-0	18-31-1
TOTAL OFFENSE PLAYS-YARDS	87-584	72-490
FUMBLE RETURNS-YARDS	0-0	0-0
PUNT RETURNS-YARDS	3-125	3-132
KICKOFF RETURNS-YARDS	4-76	2-29
INTERCEPTION RETURNS-YARDS	4-76-0	0-0-0
PUNTS (NUMBER-AVG)	3-41.7	3-44.0
FUMBLES-LOST	0-0	1-0
PENALTIES-YARDS	8-78	7-56
POSSESSION TIME	33:02	26:58
THIRD-DOWN CONVERSIONS	10 OF 16	3 OF 12
FOURTH-DOWN CONVERSIONS	0 OF 2	4 OF 6
RED-ZONE SCORES-CHANCES	6-8	3-4
SACKS BY: NUMBER-YARDS	1-14	3-21

RUSHING: UNC- D. Maye 19-71; E. Green 18-66.

WAKE- J. Ellison 16-81; C. Turner 12-41; Q. Cooley 6-36; S. Hartman 7-12.

PASSING: UNC- D. Maye 31-49-0.
WFU- S. Hartman 18-31-1.

RECEIVING: UNC- J. Downs 11-154; B. Nesbit 5-63; A. Green 4-81; E. Green 3-30; J. Copenhaver 2-41; G. Blackwell 2-20; K. Morales 2-12; J. Jones 1-25; K. Paysour 1-22; D. Jones 0-0.
WFU- T. Morin 5-106; D. Greene 4-85; K. Williams 2-44; J. Banks 2-22; J. Ellison 0-0; B. Whiteheart 0-0.

GAME RECAPS



GAME 11
SYRACUSE
WAKE FOREST

35
45

NOVEMBER 19 - ALLEGACY STADIUM - WINSTON-SALEM, N.C. - ATTENDANCE - 26,164

WINSTON-SALEM, N.C. – Behind standout performances from redshirt junior quarterback Sam Hartman and wideout A.T. Perry on Senior Night where Wake Forest honored 22 students prior to the game on Saturday and members of the Spirit of the Old Gold & Black (15), Spirit Squads (15) and student staffers (six) were recognized at halftime, Wake Forest defeated Syracuse, 45-35. The victory was the Deacs' (7-4, 3-4 ACC) third-straight over the Orange (6-5, 3-4 ACC). Additionally, Wake Forest has now won seven games in a season for just the 18th time in the 115-year history of the program with six of those seasons coming in the Clawson era. Allegacy Stadium hosted a total of 210,350 fans across the Deacs seven home contests this fall and an average of 3,378 students per game. These record crowds, which included three sellouts this fall, have helped spur the Deacs to a stellar 20-4 record since 2019. Saturday's contest between Wake Forest and Syracuse featured a record-breaking performance from Perry, as now holds the school record for career touchdown receptions. The Lake Worth, Fla. native now has 27 touchdown receptions and he passed Wake Forest's 2022 ACC Legend, Ricky Proehl (25).

Additionally, Perry's three touchdown catches in the first half matched his career high set last year at Syracuse and marked the redshirt junior's fourth career multi-touchdown performance. Overall, Perry caught 10 passes for 119 yards, his fourth 100-yard performance of the season as well as the 11th 100-yard performance of his career.

Meanwhile, not to be outdone, Hartman's four-touchdown performance on Saturday night brought him within three touchdown passes of Clemson's Tajh Boyd's ACC record (107). Overall in his final home game at Allegacy Stadium, the Charlotte, N.C. native completed 30 passes for a total of 331 yards.

The Demon Deacons aforementioned senior class was led defensively by linebacker Ryan Smenda, Jr. The Orange Park, Fla. product had five tackles, including 0.5 for loss. He now has 334 career tackles, which is the most by any Demon Deacon since 2000 and ranks ninth in all-time Wake Forest history.

Also on defense, redshirt junior defensive back Brendon Harris returned an interception 36 yards for a touchdown. This marked the first INT of his career and the second pick-six for the Demon Deacons this season.

Wake Forest closes out the regular season on the road next week at Duke on Saturday, Nov. 26. The contest will kickoff at 3:30 p.m. and will be broadcast on either ESPN2 or ACC Network.

	1	2	3	4	Final
Syracuse	7	14	0	14	35
Wake Forest	3	21	7	14	45

SCORING SUMMARY

1st Quarter	
SYR- S. Tucker 9 yd rush (A. Szmyt kick), 04:47	7-0
WAKE- M. Dennis 33yd Field Goal, 04:10	7-3
2nd Quarter	
WAKE- A. Perry 12 yd rush from S. Hartman (M. Dennis kick), 01:33	7-10
SYR- S. Tucker 2 yd rush (A. Szmyt kick), 02:07	14-10
SYR- D. Cooper 33 yd pass from L. Allen (A. Szmyt kick), 01:47	21-10
WAKE- A. Perry 29 yd pass from S. Hartman (M. Dennis kick), 01:46	21-17
WAKE- A. Perry 10 yd pass from S. Hartman (M. Dennis kick), 02:13	21-24
3rd Quarter	
WAKE- K. Williams 17 yd pass from S. Hartman (M. Dennis kick), 04:43	21-31
4th Quarter	
WAKE- Q. Cooley 4 yd rush (M. Dennis kick), 04:38	21-38
WAKE- B. Harris 36 yd interception return (M. Dennis kick), 00:38	21-45
SYR- L. Allen 41 pass from G. Shrader (A. Szmyt kick), 02:29	28-45
SYR- G. Shrader 8 yd rush (A. Szmyt kick), 01:06	35-45

	SYR	WAKE
SCORE	35	45
FIRST DOWNS	21	14
RUSHES-YARDS (NET)	29-120	52-212
PASSING YDS (NET)	357	331
PASSES COMP-ATT-INT	18-32-1	30-43-0
TOTAL OFFENSE PLAYS-YARDS	61-477	95-543
FUMBLE RETURNS-YARDS	0-0	0-0
PUNT RETURNS-YARDS	1-43	1-5
KICKOFF RETURNS-YARDS	5-122	1-0
INTERCEPTION RETURNS-YARDS	0-0-0	1-36-1
PUNTS (NUMBER-AVG)	4-33.2	4-39.2
FUMBLES-LOST	0-0	2-0
PENALTIES-YARDS	7-49	3-10
POSSESSION TIME	25:07	34:53
THIRD-DOWN CONVERSIONS	5 OF 11	8 OF 15
FOURTH-DOWN CONVERSIONS	1 OF 1	1 OF 2
RED-ZONE SCORES-CHANCES	3-5	5-6
SACKS BY: NUMBER-YARDS	4-16	3-35

RUSHING: SYR- S. Tucker 16-106; G. Shrader 10-24.
WFU- C. Turner 16-69; J. Ellison 15-67; S. Hartman 13-44; Q. Cooley 7-33.

PASSING: SYR- G. Shrader S 31-49-0; L. Allen 1-1-0.
WFU- S. Hartman 30-43-0.

RECEIVING: SYR- O. Gadsden II 6-85; T. Pena 3-43; D. Alford 2-57; D. Cooper 2-51; L. Allen 2-50; C. Jackson 2-27; D. Adams 1-44; S. Tucker 0-0.
WAKE- A. Perry 10-119; K. Williams 6-61; T. Morin 6-59; J. Banks 4-65; B. Whiteheart 2-13; D. Greene 1-7; J. Ellison 1-7.



GAME 12
WAKE FOREST
DUKE

31
34

NOVEMBER 26 - WALLACE WADE STADIUM - DURHAM, N.C. - ATTENDANCE - 17,492

DURHAM, N.C. – Despite three touchdown passes from Sam Hartman, Wake Forest dropped a hard-fought contest at Duke on Saturday in both teams' regular season finale, 34-31.

This was the first time since 2017 that the Demon Deacons (7-5, 3-5 ACC) fell to Duke (8-4, 5-3 ACC). Saturday's contest marked the 102nd meeting in this historic rivalry and Wake Forest still holds a decisive 16-6 advantage in the series against the Blue Devils since the turn of the century.

Offensively, Hartman paced the Deacs as he went 26-of-42 passing for 347 yards and three touchdown passes. His go-to target on Saturday in Durham was A.T. Perry (eight catches for 87 yards and a touchdown), but Taylor Morin and Donavon Greene each caught a touchdown pass.

In his final regular season game of his career, Hartman's three touchdown passes Saturday afternoon moved him to the top of the Atlantic Coast Conference record book as the Charlotte, N.C. native is now tied with Clemson's Tajh Boyd for the most career touchdown passes (107) in league history.

Defensively, Jermal Martin, Jr. intercepted the first pass of his Wake Forest career in the fourth quarter. Additionally, in his final regular season game, linebacker Ryan Smenda, Jr. had a team-high 10 tackles, his sixth double-digit tackle performance. He now has 344 career tackles, which is the most by any Demon Deacon since 2000 and ranks ninth in all-time Wake Forest history.

Next up, the Demon Deacons will await to learn their bowl destination on Sunday, Dec. 4. Fans are encouraged to visit Wake Forest's Bowl Central webpage and order tickets for the games you want to attend.

If fans have previously ordered tickets and know their account login, head to My Account at GoDeacs.com/Tickets and click on "Ticket Applications" to reserve bowl tickets now. If fans do not have an existing account, please fill out Wake Forest's bowl interest form and the Demon Deacons staff will follow up with those specific fans with more information.

	1	2	3	4	Final
Wake Forest	7	10	7	7	31
Duke	3	17	7	7	34

SCORING SUMMARY

1st Quarter	
DUK- T. Pelino 42 yd Field Goal, 07:53	0-3
WFU- J. Ellison 6 yd run (M. Dennis kick), 04:05	7-3
2nd Quarter	
DUK- S. Hagans 30 yd pass from R. Leonard (T. Pelino kick), 03:24	7-10
DUK- J. Calhoun 46 yd pass from R. Leonard (T. Pelino kick), 03:02	7-17
WFU- D. Greene 8 yd pass from S. Hartman (M. Dennis kick), 03:02	14-17
WFU- M. Dennis 32 yd Field Goal, 02:47	17-17
DUK- T. Pelino 32 yd Field Goal, 01:36	17-20
3rd Quarter	
DUK- J. Moore 30 yd pass from R. Leonard (T. Pelino kick), 05:01	17-27
WFU- T. Morin 17 yd pass from S. Hartman (M. Dennis kick), 02:27	24-27
4th Quarter	
WFU- A. Perry 6 yd pass from S. Hartman (M. Dennis kick), 03:01	31-27
DUK- S. Hagans 20 yd pass from R. Leonard (T. Pelino kick), 00:53	31-34

	WFU	DUK
SCORE	31	34
FIRST DOWNS	26	26
RUSHES-YARDS (NET)	32-106	30-116
PASSING YDS (NET)	347	391
PASSES COMP-ATT-INT	26-42-1	29-41-1
TOTAL OFFENSE PLAYS-YARDS	74-453	71-507
FUMBLE RETURNS-YARDS	0-0	0-0
PUNT RETURNS-YARDS	1-7	0-0
KICKOFF RETURNS-YARDS	1-22	5-117
INTERCEPTION RETURNS-YARDS	1-0-0	1-3-0
PUNTS (NUMBER-AVG)	4-30	3-43.7
FUMBLES-LOST	0-0	1-0
PENALTIES-YARDS	3-24	5-45
POSSESSION TIME	23:10	36:50
THIRD-DOWN CONVERSIONS	9 OF 15	6 OF 13
FOURTH-DOWN CONVERSIONS	0 OF 1	0 OF 1
RED-ZONE SCORES-CHANCES	5-5	2-2
SACKS BY: NUMBER-YARDS	1-7	3-18

RUSHING: DUK- J. Moore 6-62; J. Coleman 12-37; R. Leonard 7-15; J. Waters 4-4.
WFU- J. Ellison 10-42; S. Hartman 9-25; C. Turner 7-24; Q. Cooley 5-17.

PASSING: DUK- R. Leonard 29-41-1.
WFU- S. Hartman 26-42-1.

RECEIVING: DUK- J. Calhoun 11-174; S. Hagans 8-139; Jo. Moore 8-76; Ja. Moore 1-1; J. Coleman 1-1.

WFU- T. Morin 6-93; A. Perry 8-87; B. Whiteheart 4-60; D. Greene 3-48; K. Williams 3-41; J. Bull 2-18.

GAME RECAPS



GAME 13 - GASPARILLA BOWL WAKE FOREST 27 MISSOURI 17

DECEMBER 23 - RAYMOND JAMES STADIUM - TAMPA, N.C. - ATTENDANCE - 34,370

TAMPA – Behind a three-touchdown performance from Sam Hartman as he earned MVP honors on Friday night, Wake Forest defeated Southeastern Conference representative Missouri 27-17 to win the Union Home Mortgage Gasparilla Bowl at Raymond James Stadium in Tampa, Fla. The win marked Wake Forest's fifth in the last seven years since the Deacs began the Atlantic Coast Conference's second-longest bowl streak back in 2016.

Head coach Dave Clawson's five bowl victories, which is the most in school history, now ranks tied for fifth in ACC history for post-season wins. Clawson ranks behind Bobby Bowden (Florida State, 11), Dabor Swinney (Clemson, 11), Frank Beamer (Virginia Tech, 6) and Danny Ford (Clemson, 6). Meanwhile, he is now tied with Jimbo Fisher (Florida State, 5) and Ralph Friedgen (Maryland, 5).

Hartman earned his second-straight bowl game MVP honor, as he garnered the accolade following his standout performance against Rutgers in the TaxSlayer Gator Bowl in 2021. With that, the Charlotte, N.C. native is the first player in program history to earn two bowl game MVPs in their career at Wake Forest. Overall for the game, Hartman completed 23-of-36 passes for 280 yards and three touchdown passes. His five-yard touchdown throw to redshirt sophomore Taylor Morin in the first quarter set a new Atlantic Coast Conference record for career TD passes. The scoring toss was his 108th of his storied career as he passed Clemson's Tajh Boyd for the league record.

The 2022 Wake Forest football team (8-5, 3-5 ACC) is just the 10th in program history to win eight games in a season in the 115-year history of the program. Four of the 10 eight-win seasons have come in the Dave Clawson era (40 percent).

On Friday night, the Deacs forced one Missouri turnover and wreaked havoc in the Tigers backfield with 10 tackles-for-loss as a team. Individually, senior captain Ryan Smenda, Jr. led Wake Forest with a game-high 11 tackles, his seventh double-digit tackle performance of the season, as he moved into eighth all-time in program history with 355 career tackles.

Additionally on offense, redshirt junior wideout A.T. Perry caught 11 passes for 116 yards, marking the fifth 100-yard receiving game of the season as well as the 12th of his career.

Meanwhile, Taylor Morin reeled in a career-high tying two touchdown passes in the first and fourth quarters, respectively. Additionally, Jahmal Banks found the end zone with a 48-yard reception in the third.

	1	2	3	4	Final
Wake Forest	7	7	6	7	27
Missouri	3	7	7	0	17

SCORING SUMMARY

1st Quarter	
WAKE- T. Morin 5 yd pass from S. Hartman (M. Dennis kick), 3:55	7-0
MIZ- H. Mevis 35 yd Field Goal, 07:57	7-3
2nd Quarter	
WAKE- Ellison 1 yd rush (M. Dennis kick), 3:14	14-3
MIZ- D. Houston 1 yd pass from B. Cook (H. Mevis kick), 2:27	14-10
3rd Quarter	
MIZ- C. Schrader 4 yd run (H. Mevis kick), 6:22	14-17
WAKE- J. Banks 48 yd pass from S. Hartman, 1:16	20-17
4th Quarter	
WAKE- T. Morin 16 yd pass from S. Hartman (M. Dennis kick), 3:22	27-17

	WAKE	MIZZOU
SCORE	27	17
FIRST DOWNS	22	21
RUSHES-YARDS (NET)	35-106	33-114
PASSING YDS (NET)	280	215
PASSES COMP-ATT-INT	23-36-1	29-48-0
TOTAL OFFENSE PLAYS-YARDS	71-386	81-329
FUMBLE RETURNS-YARDS	0-0	3-1
PUNT RETURNS-YARDS	7-224	5-193
KICKOFF RETURNS-YARDS	5-209	4-260
INTERCEPTION RETURNS-YARDS	0-0-0	1-0-0
PUNTS (NUMBER-AVG)	7-32.0	5-38.6
FUMBLES-LOST	0-0	0-0
PENALTIES-YARDS	6-58	9-85
POSSESSION TIME	27:49	32:11
THIRD-DOWN CONVERSIONS	6 OF 15	8 OF 19
FOURTH-DOWN CONVERSIONS	0 OF 0	2 OF 5
RED-ZONE SCORES-CHANCES	3-5	3-3
SACKS BY: NUMBER-YARDS	4-33	2-9

RUSHING: WFU- J. Ellison 21-64-1; Q. Cooley 4-31.
MIZ- C. Schrader 13-54-1; B. Cook 14-43.

PASSING: WFU- S. Hartman 23-36-1.
MIZ- B. Cook 30-43-0.

RECEIVING: WFU- A.T. PERRY 11-116; J. Banks 3-72-1; T. Morin 3-30-2.
MIZ- M. Cooper 6-57; B. Banister 7-49; L. Burden 7-46.



2022-23 Wake Forest Football
Game Results
All games

Team Results

	Date	Opponent		Score	Overall	Conf	Time	Attend
	09/01/2022	VMI	W	44-10	1-0	0-0	3:16	26013
	09/10/2022	at Vanderbilt	W	45-25	2-0	0-0	3:12	24431
	09/17/2022	Liberty	W	37-36	3-0	0-0	3:35	32891
*	09/24/2022	Clemson	Lot2	45-51	3-1	0-1	3:44	32903
*	10/01/2022	at Florida St.	W	31-21	4-1	1-1	3:23	69749
	10/08/2022	Army West Point	W	45-10	5-1	1-1	3:00	32524
*	10/22/2022	Boston College	W	43-15	6-1	2-1	3:15	28530
*	10/29/2022	at Louisville	L	21-48	6-2	2-2	3:28	39503
*	11/05/2022	at NC State	L	21-30	6-3	2-3	3:27	56919
*	11/12/2022	North Carolina	L	34-36	6-4	2-4	3:40	31346
*	11/19/2022	Syracuse	W	45-35	7-4	3-4	3:24	26164
*	11/26/2022	at Duke	L	31-34	7-5	3-5	3:13	17492
	12/23/2022	vs Missouri	W	27-17	8-5	3-5	3:58	34370



**2022-23 Wake Forest Football
Team Game-by-Game
All games**

Date	Opponent	Rushing				Receiving				Passing				Kick Returns				Punt Returns				tot off
		no.	yds	td	lg	no.	yds	td	lg	cmp-att-int	yds	td	lg	no.	yds	td	lg	no.	yds	td	lg	
09/01/2022	VMI	41	212	2	45	24	294	3	33	24-33-0	294	3	33	2	54	0	38	4	19	0	6	506
09/10/2022	at Vanderbilt	40	151	1	24	18	300	4	68	18-27-0	300	4	68	2	57	0	36	3	21	0	15	451
09/17/2022	Liberty	26	21	1	13	26	325	3	42	26-44-2	325	3	42	0	0	0	0	1	38	0	38	346
09/24/2022	Clemson	39	110	0	25	20	337	6	46	20-29-0	337	6	46	1	21	0	21	2	5	0	5	447
10/01/2022	at Florida St.	51	171	2	35	22	234	2	22	22-34-0	234	2	22	0	0	0	0	1	0	0	0	405
10/08/2022	Army West Point	42	221	4	18	15	267	2	46	15-22-0	267	2	46	1	12	0	12	0	0	0	0	488
10/22/2022	Boston College	35	115	1	32	25	313	5	33	25-40-1	313	5	33	1	22	0	22	1	5	0	5	428
10/29/2022	at Louisville	46	92	1	21	26	310	2	39	26-44-4	310	2	39	5	94	0	31	0	0	0	0	402
11/05/2022	at NC State	25	17	1	13	29	397	2	31	29-48-3	397	2	31	0	0	0	0	3	20	0	11	414
11/12/2022	North Carolina	41	170	1	20	18	320	4	60	18-31-1	320	4	60	2	29	0	17	1	14	0	14	490
11/19/2022	Syracuse	52	204	1	18	30	331	4	36	30-43-0	331	4	36	1	0	0	0	1	5	0	5	535
11/26/2022	at Duke	32	106	1	14	26	347	3	33	26-42-1	347	3	33	1	22	0	22	1	7	0	7	453
12/23/2022	vs Missouri	35	106	1	19	23	280	3	48	23-36-1	280	3	48	0	0	0	0	0	0	0	0	386
Wake Forest		505	1696	17	45	302	4055	43	68	302-473-13	4055	43	68	16	311	0	38	18	134	0	38	5751
Opponents		464	1778	14	53	281	3506	29	67	281-467-7	3506	29	67	51	1035	0	38	8	103	0	43	5284

Wake Forest Averages

Games	Avg/ rush	Avg/ catch	Pass effic	KR avg	PR avg	All purpose avg/game	Total offense avg/game
13	3.4	13.4	160.4	19.4	7.4	483.4	442.4

Date	Opponent	Tackles			Sacks no-yds	Fumble		Pass Defense			blkd kick	PAT attempts			off				
		ua	a total	tfl-yds		ff	fr-yds	int-yds	qbh	brup		kick	kick	rush	rcv	saf	t/o	pts	
09/01/2022	VMI	36	32	68	9.0-35	3-21	1	1-0	0-0	6	6	0	5-5	0	0	0	0	0	44
09/10/2022	at Vanderbilt	29	28	57	5.0-17	1-7	2	2-0	1-31	3	5	0	6-6	0	0	0	21	45	
09/17/2022	Liberty	48	32	80	9.0-48	5-35	2	1-18	3-0	3	5	0	4-4	0	0	0	7	37	
09/24/2022	Clemson	46	44	90	6.0-20	2-12	1	0-0	0-0	8	6	0	6-6	0	0	0	0	45	
10/01/2022	at Florida St.	30	36	66	6.0-15	1-7	2	1-0	0-0	5	4	0	4-4	0	0	0	7	31	
10/08/2022	Army West Point	40	50	90	5.0-29	3-19	1	1-0	1-21	2	5	0	6-6	0	0	0	7	45	
10/22/2022	Boston College	37	24	61	9.0-36	2-20	1	1-2	0-0	5	7	1	5-5	0	1	0	0	43	
10/29/2022	at Louisville	45	22	67	6.0-20	1-8	1	1-0	0-0	1	3	0	3-3	0	0	0	7	21	
11/05/2022	at NC State	45	26	71	8.0-35	3-18	0	0-0	0-0	4	3	0	3-3	0	0	0	0	21	
11/12/2022	North Carolina	44	48	92	5.0-31	3-21	0	0-0	0-0	6	7	1	4-4	0	0	0	0	34	
11/19/2022	Syracuse	31	30	61	7.0-53	3-35	0	0-0	1-36	5	2	0	6-6	0	0	0	7	45	
11/26/2022	at Duke	34	40	74	2.0-11	1-7	0	0-0	1-0	4	4	0	4-4	0	0	0	0	31	
12/23/2022	vs Missouri	48	20	68	10.0-53	4-33	1	1-0	0-0	3	6	0	3-4	0	0	0	0	27	
Wake Forest		513	432	945	87.0-403	32-243	12	9-20	7-88	55	63	2	59-60	0	1	0	56	469	
Opponents		495	488	983	73.0-286	38-222	9	6-0	13-245	30	64	1	34-36	1	3	1	53	368	

Date	Opponent	Punting								Field Goals			Kickoffs					
		no.	yds	avg	long	blkd	tb	fc	50+	i20	md-att	long	blkd	no.	yds	avg	tb	ob
09/01/2022	VMI	4	165	41.3	46	0	0	2	0	2	3-3	33	0	9	554	61.6	3	0
09/10/2022	at Vanderbilt	5	211	42.2	49	0	0	2	0	3	1-1	21	0	8	509	63.6	3	0
09/17/2022	Liberty	4	107	26.8	46	1	0	1	0	0	3-3	46	0	9	490	54.4	2	0
09/24/2022	Clemson	5	202	40.4	50	0	0	2	1	3	1-1	29	0	7	375	53.6	1	0
10/01/2022	at Florida St.	3	115	38.3	39	0	0	1	0	0	1-2	27	0	6	310	51.7	0	1
10/08/2022	Army West Point	1	34	34.0	34	0	0	1	0	0	1-1	38	0	8	478	59.8	1	0
10/22/2022	Boston College	4	199	49.8	55	0	1	1	1	0	0-0	0	0	7	432	61.7	1	0
10/29/2022	at Louisville	4	199	49.8	52	0	0	2	3	1	0-0	0	0	4	250	62.5	2	0
11/05/2022	at NC State	3	123	41.0	46	0	0	3	0	1	0-1	0	0	4	224	56.0	0	0
11/12/2022	North Carolina	3	132	44.0	49	0	0	2	0	1	0-0	0	0	6	301	50.2	0	0
11/19/2022	Syracuse	4	157	39.3	47	0	1	1	0	2	1-1	33	0	8	462	57.8	2	0
11/26/2022	at Duke	4	120	30.0	36	0	0	1	0	0	1-1	32	0	7	360	51.4	0	0



2022-23 Wake Forest Football
 Team Game-by-Game
 All games

Date	Opponent	Punting										Field Goals			Kickoffs				
		no.	yds	avg	long	blkd	tb	fc	50+	i20	md-att	long	blkd	no.	yds	avg	tb	ob	
12/23/2022	vs Missouri	7	224	32.0	39	0	0	2	0	4	0-0	0	0	5	209	41.8	0	1	
Wake Forest		51	1988	39.0	55	1	2	21	5	17	12-14	46	0	88	4954	56.3	15	2	
Opponents		58	2286	39.4	57	1	1	26	4	15	18-27	52	0	70	4426	63.2	40	0	



**2022-23 Wake Forest Football
Opponents Game-by-Game
All games**

Date	Opponent	Rushing				Receiving				Passing				Kick Returns				Punt Returns				tot off
		no.	yds	td	lg	no.	yds	td	lg	cmp-att-int	yds	td	lg	no.	yds	td	lg	no.	yds	td	lg	
09/01/2022	VMI	32	83	0	19	19	139	1	34	19-36-0	139	1	34	4	70	0	21	0	0	0	0	222
09/10/2022	at Vanderbilt	34	113	1	28	16	181	2	50	16-26-1	181	2	50	3	64	0	26	0	0	0	0	294
09/17/2022	Liberty	40	176	2	43	19	258	2	38	19-37-3	258	2	38	7	114	0	35	0	0	0	0	434
09/24/2022	Clemson	45	188	1	53	26	371	5	46	26-41-0	371	5	46	4	66	0	26	1	0	0	0	559
10/01/2022	at Florida St.	28	112	0	30	23	281	3	28	23-35-0	281	3	28	3	74	0	38	1	34	0	34	393
10/08/2022	Army West Point	53	225	0	25	10	182	1	67	10-21-1	182	1	67	4	47	0	25	0	0	0	0	407
10/22/2022	Boston College	23	56	1	24	24	259	1	61	24-45-0	259	1	61	6	133	0	27	2	5	0	3	315
10/29/2022	at Louisville	38	211	3	52	18	199	1	39	18-27-0	199	1	39	1	21	0	21	2	21	0	13	410
11/05/2022	at NC State	41	115	0	17	18	210	3	44	18-28-0	210	3	44	3	80	0	30	0	0	0	0	325
11/12/2022	North Carolina	38	136	2	24	31	448	3	45	31-49-0	448	3	45	4	76	0	36	0	0	0	0	584
11/19/2022	Syracuse	29	120	3	39	18	357	2	44	18-32-1	357	2	44	5	122	0	37	1	43	0	43	477
11/26/2022	at Duke	30	116	0	24	29	391	4	46	29-41-1	391	4	46	5	117	0	35	0	0	0	0	507
12/23/2022	vs Missouri	33	127	1	36	30	230	1	19	30-49-0	230	1	19	2	51	0	27	1	0	0	0	357
Opponents		464	1778	14	53	281	3506	29	67	281-467-7	3506	29	67	51	1035	0	38	8	103	0	43	5284
Wake Forest		505	1696	17	45	302	4055	43	68	302-473-13	4055	43	68	16	311	0	38	18	134	0	38	5751

Opponents Averages

Games	Avg/ rush	Avg/ catch	Pass effic	KR avg	PR avg	All purpose avg/game	Total offense avg/game
13	3.8	12.5	140.7	20.3	12.9	512.8	406.5

Date	Opponent	Tackles			Sacks	Fumble		Pass Defense			blkd kick	PAT attempts			off				
		ua	a total	tfl-yds		no-yds	ff	fr-yds	int-yds	qbh		brup	kick	kick	rush	rcv	saf	t/o	pts
09/01/2022	VMI	32	60	92	4.0-15	2-13	0	0-0	0-0	1	6	0	1-1	0	0	0	0	0	10
09/10/2022	at Vanderbilt	34	42	76	4.0-8	2-6	0	1-0	0-0	1	7	0	2-2	1	0	0	0	7	25
09/17/2022	Liberty	38	18	56	9.0-20	3-10	0	0-0	2-9	0	5	1	2-2	0	1	1	3	36	
09/24/2022	Clemson	40	30	70	6.0-26	3-18	1	0-0	0-0	2	4	0	4-4	0	1	0	0	51	
10/01/2022	at Florida St.	47	38	85	9.0-38	4-31	0	0-0	0-0	4	3	0	1-1	0	1	0	0	21	
10/08/2022	Army West Point	32	36	68	1.0-1	0-0	0	0-0	0-0	1	3	0	1-1	0	0	0	0	10	
10/22/2022	Boston College	39	32	71	4.0-18	2-13	2	1-0	1-0	0	6	0	0-1	0	0	0	6	15	
10/29/2022	at Louisville	54	36	90	11.0-61	8-54	4	4-0	4-156	3	5	0	6-6	0	0	0	21	48	
11/05/2022	at NC State	30	38	68	9.0-33	4-20	0	0-0	3-54	7	7	0	3-3	0	0	0	6	30	
11/12/2022	North Carolina	39	34	73	2.0-16	1-14	1	0-0	1-23	3	4	0	3-4	0	0	0	3	36	
11/19/2022	Syracuse	48	52	100	6.0-20	4-16	1	0-0	0-0	1	3	0	5-5	0	0	0	0	35	
11/26/2022	at Duke	22	50	72	4.0-19	3-18	0	0-0	1-3	6	6	0	4-4	0	0	0	0	34	
12/23/2022	vs Missouri	40	22	62	4.0-11	2-9	0	0-0	1-0	1	5	0	2-2	0	0	0	7	17	
Opponents		495	488	983	73.0-286	38-222	9	6-0	13-245	30	64	1	34-36	1	3	1	53	368	
Wake Forest		513	432	945	87.0-403	32-243	12	9-20	7-88	55	63	2	59-60	0	1	0	56	469	

Date	Opponent	Punting										Field Goals			Kickoffs			
		no.	yds	avg	long	blkd	tb	fc	50+	i20	md-att	long	blkd	no.	yds	avg	tb	ob
09/01/2022	VMI	8	323	40.4	48	0	0	3	0	1	1-2	42	0	2	127	63.5	0	0
09/10/2022	at Vanderbilt	7	317	45.3	57	0	0	3	2	2	1-1	35	0	5	298	59.6	1	0
09/17/2022	Liberty	2	84	42.0	48	0	0	1	0	1	2-4	47	0	5	325	65.0	5	0
09/24/2022	Clemson	4	131	32.8	40	0	0	1	0	0	3-3	52	0	8	515	64.4	6	0
10/01/2022	at Florida St.	4	169	42.3	47	0	1	0	0	2	0-2	0	0	4	259	64.8	3	0
10/08/2022	Army West Point	3	113	37.7	41	0	0	2	0	1	1-2	33	0	2	125	62.5	1	0
10/22/2022	Boston College	7	267	38.1	45	0	0	5	0	1	1-1	29	0	4	256	64.0	3	0
10/29/2022	at Louisville	3	121	40.3	48	0	0	2	0	1	2-3	39	0	9	556	61.8	3	0
11/05/2022	at NC State	5	215	43.0	55	0	0	1	1	1	3-3	51	0	7	454	64.9	5	0
11/12/2022	North Carolina	3	89	29.7	45	1	0	1	0	1	1-1	33	0	7	427	61.0	2	0
11/19/2022	Syracuse	4	133	33.3	44	0	0	1	0	1	0-2	0	0	6	371	61.8	3	0
11/26/2022	at Duke	3	131	43.7	54	0	0	2	1	1	2-2	42	0	7	453	64.7	4	0



2022-23 Wake Forest Football
Opponents Game-by-Game
All games

Date	Opponent	Punting										Field Goals			Kickoffs			
		no.	yds	avg	long	blkd	tb	fc	50+	i20	md-att	long	blkd	no.	yds	avg	tb	ob
12/23/2022	vs Missouri	5	193	38.6	45	0	0	4	0	2	1-1	35	0	4	260	65.0	4	0
Opponents		58	2286	39.4	57	1	1	26	4	15	18-27	52	0	70	4426	63.2	40	0
Wake Forest		51	1988	39.0	55	1	2	21	5	17	12-14	46	0	88	4954	56.3	15	2



2022-23 Wake Forest Football
Overall Team Statistics
All games

Team Statistics

	WF	OPP
Scoring	469	368
Points per game	36.1	28.3
Points Off Turnovers	56	53
First Downs	330	268
Rushing	107	105
Passing	192	148
Penalty	31	15
Rushing Yardage	1696	1778
Yards gained rushing	2019	2182
Yards lost rushing	323	404
Rushing attempts	505	464
Average per rush	3.4	3.8
Average per game	130.5	136.8
TDs Rushing	17	14
Passing Yardage	4055	3506
Comp-Att-Int	302-473-13	281-467-7
Average per pass	8.6	7.5
Average per catch	13.4	12.5
Average per game	311.9	269.7
TDs Passing	43	29
Total offense	5751	5284
Total plays	978	931
Average per play	5.9	5.7
Average per game	442.4	406.5
Kick returns: #-Yards	16-311	51-1035
Punt returns: #-Yards	18-134	8-103
Int returns: #-Yards	7-88	13-245
Kick return average	19.4	20.3
Punt return average	7.4	12.9
Int return average	12.6	18.8
Fumbles-Lost	13-6	18-9
Penalties-Yards	62-523	94-834
Average per game	40.2	64.2
Punts-Yards	51-1988	58-2286
Average per punt	39.0	39.4
Net punt average	36.2	36.9
Kickoffs-Yards	88-4954	70-4426
Average per kick	56.3	63.2
Net kick average	37.8	40.0
Time of possession / game	28:32	31:46
3rd-down conversion	85/185	83/201
3rd-down pct	46%	41%
4rd-down conversion	15/30	13/28



**2022-23 Wake Forest Football
Overall Team Statistics
All games**

	WF	OPP
4rd-down pct	50%	46%
Sacks by-Yards	32-243	38-222
Misc Yards	0	0
Touchdowns scored	62	45
Field goals - attempts	12-14	18-27
On-Side kicks	0-0	0-1
Red-zone scores	(57-67) 85%	(41-51) 80%
Red-zone touchdowns	(45-67) 67%	(29-51) 57%
PAT-attempts	(59-60) 98%	(34-36) 94%
2-point conversion-attempts	(1-2) 50%	(4-9) 44%
Attendance	210371	208094
Games / Avg per game	7/30053	5/41619
Neutral site games	-	1/34370

Score by Periods

Team	1st	2nd	3rd	4th	OT	TOT
Wake Forest	93	152	121	96	7	469
Opponents	63	102	115	75	13	368



**2022-23 Wake Forest Football
Overall Defense Statistics
All games**

Team Defense

##	Player	gp	Tackles				tfl/yds	Sacks		Pass defense		Fumbles		blkd	
			ua	a	tot			no-yds	int-yds	brup	qbh	fr-yds	ff	kick	saf
5	Ryan Smenda, Jr.	12	41	76	117	5.5-16	.	.	3	8	1-18	.	.	.	
21	Chase Jones	13	33	41	74	6-22	2-12	1-0	2	4	2-0	1	.	.	
9	Chelen Garnes	13	43	28	71	2-18	1-12	1-0	3	.	1-0	.	.	.	
3	Malik Mustapha	10	32	26	58	8-32	3.5-25	.	3	4	.	2	.	.	
8	Isaiah Wingfield	13	33	16	49	2-6	.	1-0	6	
22	AJ Williams	12	29	18	47	2-12	1-12	
14	Evan Slocum	13	28	17	45	2-7	.	.	3	
25	Jermal Martin, Jr.	13	25	13	38	2-3	.	1-0	5	1	
0	Kobie Turner	13	21	17	38	10-42	2-19	.	2	9	1-0	3	.	.	
30	Jasheen Davis	13	18	15	33	14-84	7-53	.	.	5	1-2	1	.	.	
50	Dylan Hazen	12	15	16	31	2-6	0.5-4	1-21	.	1	
40	Rondell Bothroyd	12	15	15	30	8-63	6-53	.	3	5	1-0	2	.	.	
4	JaCorey Johns	12	12	18	30	3-17	1-8	.	.	5	.	1	.	.	
72	Tyler Williams	13	14	12	26	6-21	3.5-17	.	1	3	.	.	1	.	
7	Gavin Holmes	11	16	7	23	.	.	.	9	
10	DaShawn Jones	11	19	4	23	0.5-1	.	.	5	
1	Caelen Carson	8	18	4	22	1-1	.	.	7	
26	Quincy Bryant	12	10	10	20	0.5-2	
18	Brendon Harris	12	13	7	20	.	.	1-36	
15	Jaylen Hudson	12	10	10	20	1-6	1	.	.	
12	J.J. Roberts	10	11	9	20	.	.	.	7	
95	Dion Bergan, Jr.	13	5	14	19	1-1	.	.	.	1	
35	Kendron Wayman	12	12	5	17	4.5-19	3-17	.	2	4	
91	Kevin Pointer	13	10	3	13	2.5-12	1-8	.	1	3	
34	Zach Ranson	10	2	7	9	1	
92	Bernard Gooden	12	1	6	7	1.5-6	0.5-3	.	.	1	
27	Eldrick Robinson II	4	4	2	6	
41	Will Towns	13	2	3	5	1	.	
20	Coby Davis	2	2	2	4	.	.	1-31	1	
45	Jacobi Gilbert	4	2	2	4	
43	BJ Williams	5	.	3	3	
23	Demond Claiborne	10	2	1	3	1-0	.	.	.	
44	Justin Williams	3	1	1	2	0.5-2	
85	Blake Whiteheart	12	2	.	2	
37	Christian Masterson	4	1	1	2	
36	Ivan Mora	12	2	.	2	
28	Quinton Cooley	12	1	.	1	
2	Taylor Morin	13	1	.	1	
98	Wyatt Crespi	2	.	1	1	0.5-1	
9	A.T. Perry	13	1	.	1	
79	Sean Maginn	13	1	.	1	



2022-23 Wake Forest Football
Overall Defense Statistics
All games

##	Player	gp	Tackles				Sacks	Pass defense			Fumbles		blkd	
			ua	a	tot	tfl/yds		no-yds	int-yds	brup	qbh	fr-yds	ff	kick
13	Ke'Shawn Williams	13	1	.	1
17	Zamari Stevenson	8	.	1	1
82	Trey Boll	13	1	.	1	1-3	1	.	.
62	DeVonte Gordon	13	1	.	1
40	Gavin Ellis	12	.	1	1
11	Donavon Greene	13	1	.	1
32	Will Cobb	13	1-0	.	.	.
	Totals	13	513	432	945	87-403	32-243	7-88	63	55	9-20	12	2	0
	Opponents	13	495	488	983	73-286	38-222	13-245	64	30	6-0	9	1	1



**2022-23 Wake Forest Football
Team Game Highs
All games**

Wake Forest - Game Highs

RUSHES	52	Syracuse (11/19/2022)
YARDS RUSHING	221	Army West Point (10/08/2022)
YARDS PER RUSH	5.3	Army West Point (10/08/2022)
TD RUSHES	4	Army West Point (10/08/2022)
PASS ATTEMPTS	48	at NC State (11/05/2022)
PASS COMPLETIONS	30	Syracuse (11/19/2022)
YARDS PASSING	397	at NC State (11/05/2022)
YARDS PER PASS	12.1	Army West Point (10/08/2022)
TD PASSES	6	Clemson (09/24/2022)
TOTAL PLAYS	95	Syracuse (11/19/2022)
TOTAL OFFENSE	535	Syracuse (11/19/2022)
YARDS PER PLAY	7.6	Army West Point (10/08/2022)
POINTS	45	Syracuse (11/19/2022)
	45	Army West Point (10/08/2022)
	45	Clemson (09/24/2022)
	45	at Vanderbilt (09/10/2022)
SACKS BY	5	Liberty (09/17/2022)
FIRST DOWNS	36	Syracuse (11/19/2022)
PENALTIES	9	at NC State (11/05/2022)
PENALTY YARDS	74	at NC State (11/05/2022)
TURNOVERS	8	at Louisville (10/29/2022)
PUNTS	7	vs Missouri (N) (12/23/2022)
PUNTING AVG	49.8	Boston College (10/22/2022)
	49.8	at Louisville (10/29/2022)
LONG PUNT	55	Boston College (10/22/2022)
PUNTS INSIDE 20	4	vs Missouri (N) (12/23/2022)
LONG PUNT RETURN	38	Liberty (09/17/2022)



2022-23 Wake Forest Football
Opponent Match Highs
All games

Opponent - Game Highs

RUSHES	53	Army West Point (10/08/2022)
YARDS RUSHING	225	Army West Point (10/08/2022)
YARDS PER RUSH	5.6	at Louisville (10/29/2022)
TD RUSHES	3	Syracuse (11/19/2022)
	3	at Louisville (10/29/2022)
PASS ATTEMPTS	49	vs Missouri (N) (12/23/2022)
	49	North Carolina (11/12/2022)
PASS COMPLETIONS	31	North Carolina (11/12/2022)
YARDS PASSING	448	North Carolina (11/12/2022)
YARDS PER PASS	11.2	Syracuse (11/19/2022)
TD PASSES	5	Clemson (09/24/2022)
TOTAL PLAYS	87	North Carolina (11/12/2022)
TOTAL OFFENSE	584	North Carolina (11/12/2022)
YARDS PER PLAY	7.8	Syracuse (11/19/2022)
POINTS	51	Clemson (09/24/2022)
SACKS BY	8	at Louisville (10/29/2022)
FIRST DOWNS	30	North Carolina (11/12/2022)
PENALTIES	11	at Florida St. (10/01/2022)
	11	Boston College (10/22/2022)
PENALTY YARDS	120	Clemson (09/24/2022)
TURNOVERS	4	Liberty (09/17/2022)
PUNTS	8	VMI (09/01/2022)
PUNTING AVG	45.3	at Vanderbilt (09/10/2022)
LONG PUNT	57	at Vanderbilt (09/10/2022)
PUNTS INSIDE 20	2	at Florida St. (10/01/2022)
	2	vs Missouri (N) (12/23/2022)
	2	at Vanderbilt (09/10/2022)
LONG PUNT RETURN	43	Syracuse (11/19/2022)



**2022-23 Wake Forest Football
Team Match Lows
All games**

Wake Forest - Game Lows

RUSHES	25	at NC State (11/05/2022)
YARDS RUSHING	17	at NC State (11/05/2022)
YARDS PER RUSH	0.7	at NC State (11/05/2022)
TD RUSHES	0	Clemson (09/24/2022)
PASS ATTEMPTS	22	Army West Point (10/08/2022)
PASS COMPLETIONS	15	Army West Point (10/08/2022)
YARDS PASSING	234	at Florida St. (10/01/2022)
YARDS PER PASS	6.9	at Florida St. (10/01/2022)
TD PASSES	2	at NC State (11/05/2022)
	2	at Louisville (10/29/2022)
	2	Army West Point (10/08/2022)
	2	at Florida St. (10/01/2022)
TOTAL PLAYS	64	Army West Point (10/08/2022)
TOTAL OFFENSE	346	Liberty (09/17/2022)
YARDS PER PLAY	4.5	at Louisville (10/29/2022)
POINTS	21	at NC State (11/05/2022)
	21	at Louisville (10/29/2022)
SACKS BY	1	at Duke (11/26/2022)
	1	at Louisville (10/29/2022)
	1	at Florida St. (10/01/2022)
	1	at Vanderbilt (09/10/2022)
FIRST DOWNS	16	Liberty (09/17/2022)
PENALTIES	1	Army West Point (10/08/2022)
PENALTY YARDS	5	Army West Point (10/08/2022)
INTERCEPTIONS BY	0	vs Missouri (N) (12/23/2022)
	0	North Carolina (11/12/2022)
	0	at NC State (11/05/2022)
	0	at Louisville (10/29/2022)
	0	Boston College (10/22/2022)
	0	at Florida St. (10/01/2022)
	0	Clemson (09/24/2022)
	0	VMI (09/01/2022)
PUNTS	1	Army West Point (10/08/2022)
PUNTING AVG	26.8	Liberty (09/17/2022)
LONG PUNT	34	Army West Point (10/08/2022)
PUNTS INSIDE 20	0	Boston College (10/22/2022)
	0	at Duke (11/26/2022)
	0	Army West Point (10/08/2022)
	0	at Florida St. (10/01/2022)
	0	Liberty (09/17/2022)
LONG PUNT RETURN	0	vs Missouri (N) (12/23/2022)
	0	at Louisville (10/29/2022)
	0	Army West Point (10/08/2022)
	0	at Florida St. (10/01/2022)



**2022-23 Wake Forest Football
Opponent Match Lows
All games**

Opponent - Game Lows

RUSHES	23	Boston College (10/22/2022)
YARDS RUSHING	56	Boston College (10/22/2022)
YARDS PER RUSH	2.4	Boston College (10/22/2022)
TD RUSHES	0	at Duke (11/26/2022)
	0	at NC State (11/05/2022)
	0	Army West Point (10/08/2022)
	0	at Florida St. (10/01/2022)
	0	VMI (09/01/2022)
PASS ATTEMPTS	21	Army West Point (10/08/2022)
PASS COMPLETIONS	10	Army West Point (10/08/2022)
YARDS PASSING	139	VMI (09/01/2022)
YARDS PER PASS	3.9	VMI (09/01/2022)
TD PASSES	1	vs Missouri (N) (12/23/2022)
	1	at Louisville (10/29/2022)
	1	Boston College (10/22/2022)
	1	Army West Point (10/08/2022)
	1	VMI (09/01/2022)
TOTAL PLAYS	60	at Vanderbilt (09/10/2022)
TOTAL OFFENSE	222	VMI (09/01/2022)
YARDS PER PLAY	3.3	VMI (09/01/2022)
POINTS	10	VMI (09/01/2022)
	10	Army West Point (10/08/2022)
SACKS BY	0	Army West Point (10/08/2022)
FIRST DOWNS	11	at Vanderbilt (09/10/2022)
PENALTIES	3	at Vanderbilt (09/10/2022)
PENALTY YARDS	23	at Vanderbilt (09/10/2022)
INTERCEPTIONS BY	0	Syracuse (11/19/2022)
	0	Army West Point (10/08/2022)
	0	at Florida St. (10/01/2022)
	0	Clemson (09/24/2022)
	0	at Vanderbilt (09/10/2022)
	0	VMI (09/01/2022)
PUNTS	2	Liberty (09/17/2022)
PUNTING AVG	29.7	North Carolina (11/12/2022)
LONG PUNT	40	Clemson (09/24/2022)
PUNTS INSIDE 20	0	Clemson (09/24/2022)
LONG PUNT RETURN	0	vs Missouri (N) (12/23/2022)
	0	at Duke (11/26/2022)
	0	North Carolina (11/12/2022)
	0	at NC State (11/05/2022)
	0	Army West Point (10/08/2022)
	0	Clemson (09/24/2022)
	0	Liberty (09/17/2022)
	0	at Vanderbilt (09/10/2022)
	0	VMI (09/01/2022)



**2022-23 Wake Forest Football
Individual Game Highs
All games**

Wake Forest - Individual Game Highs

RUSHES	21	Justice Ellison vs Missouri (N) (12/23/2022)
	21	Justice Ellison vs Clemson (09/24/2022)
YARDS RUSHING	114	Justice Ellison at Florida St. (10/01/2022)
TD RUSHES	2	Christian Turner vs Army West Point (10/08/2022)
	2	Christian Turner vs VMI (09/01/2022)
LONG RUSH	45	Justice Ellison vs VMI (09/01/2022)
PASS ATTEMPTS	48	Sam Hartman at NC State (11/05/2022)
PASS COMPLETIONS	30	Sam Hartman vs Syracuse (11/19/2022)
YARDS PASSING	397	Sam Hartman at NC State (11/05/2022)
TD PASSES	6	Sam Hartman vs Clemson (09/24/2022)
LONG PASS	68	Sam Hartman at Vanderbilt (09/10/2022)
RECEPTIONS	12	A.T. Perry at NC State (11/05/2022)
YARDS RECEIVING	159	A.T. Perry at NC State (11/05/2022)
TD RECEPTIONS	3	A.T. Perry vs Syracuse (11/19/2022)
LONG RECEPTION	68	A.T. Perry at Vanderbilt (09/10/2022)
PUNTS	7	Ivan Mora vs Missouri (N) (12/23/2022)
PUNTING AVG	50.7	Ivan Mora vs Boston College (10/22/2022)
LONG PUNT	55	Ivan Mora vs Boston College (10/22/2022)
PUNTS INSIDE 20	4	Ivan Mora vs Missouri (N) (12/23/2022)
LONG PUNT RETURN	38	Taylor Morin vs Liberty (09/17/2022)
LONG KICKOFF RETURN	38	Ke'Shawn Williams vs VMI (09/01/2022)
TACKLES	16	Ryan Smenda, Jr. vs North Carolina (11/12/2022)
	16	Ryan Smenda, Jr. at NC State (11/05/2022)
SACKS	2	Tyler Williams vs Missouri (N) (12/23/2022)
	2	Jasheen Davis vs North Carolina (11/12/2022)
	2	Rondell Bothroyd vs Boston College (10/22/2022)
	2	Malik Mustapha vs Liberty (09/17/2022)
TACKLES FOR LOSS	3	Jasheen Davis vs Syracuse (11/19/2022)



**2022-23 Wake Forest Football
Opponent Individual Match Highs
All games**

Opponent - Individual Game Highs

RUSHES	20	Will Shipley vs Clemson (09/24/2022)
YARDS RUSHING	106	Sean Tucker vs Syracuse (11/19/2022)
	106	Tiyon Evans at Louisville (10/29/2022)
TD RUSHES	2	Sean Tucker vs Syracuse (11/19/2022)
	2	Malik Cunningham at Louisville (10/29/2022)
LONG RUSH	53	Will Shipley vs Clemson (09/24/2022)
PASS ATTEMPTS	49	Brady Cook vs Missouri (N) (12/23/2022)
	49	Drake Maye vs North Carolina (11/12/2022)
PASS COMPLETIONS	31	Drake Maye vs North Carolina (11/12/2022)
YARDS PASSING	448	Drake Maye vs North Carolina (11/12/2022)
TD PASSES	5	DJ Uiagalelei vs Clemson (09/24/2022)
LONG PASS	67	Jemel Jones vs Army West Point (10/08/2022)
RECEPTIONS	11	Jalon Calhoun at Duke (11/26/2022)
	11	Josh Downs vs North Carolina (11/12/2022)
YARDS RECEIVING	174	Jalon Calhoun at Duke (11/26/2022)
TD RECEPTIONS	3	Josh Downs vs North Carolina (11/12/2022)
LONG RECEPTION	67	Isaiah Alston vs Army West Point (10/08/2022)
FIELD GOALS	3	Christopher Dunn at NC State (11/05/2022)
	3	B.T. Potter vs Clemson (09/24/2022)
LONG FIELD GOALS	52	B.T. Potter vs Clemson (09/24/2022)
PUNTS	7	Matt Hayball at Vanderbilt (09/10/2022)
	7	Jack Culbreath vs VMI (09/01/2022)
PUNTING AVG	45.3	Caden Noonkester at NC State (11/05/2022)
LONG PUNT	57	Matt Hayball at Vanderbilt (09/10/2022)
PUNTS INSIDE 20	2	Sean Koetting vs Missouri (N) (12/23/2022)
	2	Alex Mastromanno at Florida St. (10/01/2022)
	2	Matt Hayball at Vanderbilt (09/10/2022)
LONG PUNT RETURN	43	Trebor Pena vs Syracuse (11/19/2022)
LONG KICKOFF RETURN	38	Trey Benson at Florida St. (10/01/2022)
TACKLES	13	Shaka Heyward at Duke (11/26/2022)
	13	Allijah Clark vs Syracuse (11/19/2022)
	13	Marlowe Wax vs Syracuse (11/19/2022)
	13	Jammie Robinson at Florida St. (10/01/2022)
SACKS	2	Drake Thomas at NC State (11/05/2022)
	2	Ahmad Walker vs Liberty (09/17/2022)
TACKLES FOR LOSS	3	Drake Thomas at NC State (11/05/2022)
INTERCEPTIONS	2	Quincy Riley at Louisville (10/29/2022)



2022-23 Wake Forest Football
Individual Statistics
All games

Rushing

Player	gp	att	gain	loss	net	avg	td	lg	avg/g
Justice Ellison	13	170	732	33	699	4.1	6	45	53.8
Christian Turner	12	128	532	16	516	4.0	7	35	43.0
Quinton Cooley	12	51	247	1	246	4.8	3	24	20.5
Sam Hartman	12	102	333	204	129	1.3	1	25	10.8
Will Towns	13	12	72	1	71	5.9	0	18	5.5
Demond Claiborne	10	14	59	2	57	4.1	0	32	5.7
Mitch Griffis	6	15	44	30	14	0.9	0	9	2.3
Team	13	13	0	36	-36	-2.8	0	0	-2.8
Total	13	505	2019	323	1696	3.4	17	45	130.5
Opponents	13	464	2182	404	1778	3.8	14	53	136.8

Passing

Player	gp	effic	comp-att-int	pct	yds	td	lg	avg/g
Sam Hartman	12	159.4	270-428-12	63.1	3701	38	68	308.4
Mitch Griffis	6	177.4	29-41-1	70.7	348	5	33	58.0
Michael Kern	2	87.6	3-4-0	75.0	6	0	6	3.0
Total	13	160.4	302-473-13	63.8	4055	43	68	311.9
Opponents	13	140.7	281-467-7	60.2	3506	29	67	269.7

Receiving

Player	gp	no.	yds	avg	td	lg	avg/g
A.T. Perry	13	81	1096	13.5	11	68	84.3
Taylor Morin	13	47	575	12.2	9	48	44.2
Jahmal Banks	12	42	636	15.1	9	48	53.0
Ke'Shawn Williams	13	39	553	14.2	1	42	42.5
Donavon Greene	13	37	642	17.4	6	60	49.4
Blake Whiteheart	12	24	295	12.3	3	30	24.6
Justice Ellison	13	6	62	10.3	0	22	4.8
Jaeger Bull	13	6	49	8.2	0	12	3.8
Christian Turner	12	5	39	7.8	1	17	3.3
Wesley Grimes	6	4	33	8.3	1	13	5.5
Quinton Cooley	12	3	25	8.3	0	10	2.1
Nick Ragano	4	3	15	5.0	0	6	3.8
Cameron Hite	9	2	20	10.0	1	17	2.2
Jackson Hensley	12	1	15	15.0	0	15	1.3
Trey Boll	13	1	5	5.0	1	5	0.4
Demond Claiborne	10	1	-5	-5.0	0	0	-0.5
Total	13	302	4055	13.4	43	68	311.9
Opponents	13	281	3506	12.5	29	67	269.7

Punt Returns

Player	no.	yds	avg	td	lg
Taylor Morin	17	128	7.5	0	38
Jackson Hensley	1	6	6.0	0	6
Total	18	134	7.4	0	38
Opponents	8	103	12.9	0	43

Interceptions

Player	no.	yds	avg	td	lg
Jermal Martin, Jr.	1	0	0.0	0	0
Brendon Harris	1	36	36.0	1	36
Coby Davis	1	31	31.0	1	31
Chase Jones	1	0	0.0	0	0
Isaiah Wingfield	1	0	0.0	0	0
Chelen Garnes	1	0	0.0	0	0
Dylan Hazen	1	21	21.0	0	21
Total	7	88	12.6	2	36
Opponents	13	245	18.8	2	90

Kick Returns

Player	no.	yds	avg	td	lg
Ke'Shawn Williams	12	235	19.6	0	38
Will Towns	2	55	27.5	0	31
Donavon Greene	1	21	21.0	0	21
Justice Ellison	1	0	0.0	0	0
Total	16	311	19.4	0	38
Opponents	51	1035	20.3	0	38

Fumble Returns

Player	no.	yds	avg	td	lg
Ryan Smenda, Jr.	1	18	18.0	0	18
Jasheen Davis	1	2	2.0	0	2
Chase Jones	2	0	0.0	0	0
Rondell Bothroyd	1	0	0.0	0	0
Kobie Turner	1	0	0.0	0	0
Chelen Garnes	1	0	0.0	0	0
Will Cobb	1	0	0.0	0	0
Demond Claiborne	1	0	0.0	0	0
Total	9	20	2.2	0	18
Opponents	6	0	0.0	0	0



2022-23 Wake Forest Football
Individual Statistics
All games

Scoring

Player	td	fg	PAT						dpx	saf	pts
			kick	rush	rcv	pass					
Matthew Dennis	-	12-14	56-57	-	-	-	-	-	-	92	
A.T. Perry	11	-	-	-	-	-	-	-	-	66	
Taylor Morin	9	-	-	-	-	-	-	-	-	54	
Jahmal Banks	9	-	-	-	-	-	-	-	-	54	
Christian Turner	8	-	-	-	-	-	-	-	-	48	
Donavon Greene	6	-	-	-	-	-	-	-	-	36	
Justice Ellison	6	-	-	-	-	-	-	-	-	36	
Blake Whiteheart	3	-	-	-	-	-	-	-	-	18	
Quinton Cooley	3	-	-	-	-	-	-	-	-	18	
Ke'Shawn Williams	1	-	-	-	1	-	-	-	-	8	
Trey Boll	1	-	-	-	-	-	-	-	-	6	
Brendon Harris	1	-	-	-	-	-	-	-	-	6	
Coby Davis	1	-	-	-	-	-	-	-	-	6	
Cameron Hite	1	-	-	-	-	-	-	-	-	6	
Sam Hartman	1	-	-	-	-	1	-	-	-	6	
Wesley Grimes	1	-	-	-	-	-	-	-	-	6	
Zach Murphy	-	-	3-3	-	-	-	-	-	-	3	
Total	62	12-14	59-60	0	1	1	0	0	0	469	
Opponents	45	18-27	34-36	1	3	3	0	1	0	368	

Total Offense

Player	g	plays	rush	pass	total	avg/g
Sam Hartman	12	530	129	3701	3830	319.2
Justice Ellison	13	170	699	0	699	53.8
Christian Turner	12	128	516	0	516	43.0
Mitch Griffis	6	56	14	348	362	60.3
Quinton Cooley	12	51	246	0	246	20.5
Will Towns	13	12	71	0	71	5.5
Demond Claiborne	10	14	57	0	57	5.7
Michael Kern	2	4	0	6	6	3.0
Team	13	0	-36	0	-36	-2.8
Total	13	978	1696	4055	5751	442.4
Opponents	13	931	1778	3506	5284	406.5

Punting

Player	no.	yds	avg	lg	tb	fc	i20	50+	blk
Ivan Mora	40	1630	40.8	55	1	18	15	5	0
Zach Murphy	6	238	39.7	47	1	2	2	0	0
Matthew Dennis	4	120	30.0	36	0	1	0	0	0
Team	1	0	0.0	0	0	0	0	0	1
Total	51	1988	39.0	55	2	21	17	5	1
Opponents	58	2286	39.4	57	1	26	15	4	1

Field Goals

Player	fg	pct.	01-19	20-29	30-39	40-49	50-99	lg	blk
Matthew Dennis	12-14	85.7	0-0	4-4	7-8	1-2	0-0	46	0
Opponents	18-27	66.7	0-0	5-6	8-9	3-6	2-6	52	0

FG Sequence

Team Name	Wake Forest	Opponents
VMI	(33),(31),(33)	48,(42)
Vanderbilt	(21)	(35)
Liberty	(33),(27),(46)	52,(47),(28),53
Clemson	(29)	(24),(38),(52)
Florida St.	44,(27)	29,55
Army West Point	(38)	42,(33)
NC State	35	(33),(51),(25)
Syracuse	(33)	52,34
Duke	(32)	(42),(32)
Boston College		(29)
Louisville		(29),(39),47
North Carolina		(33)
Missouri		(35)

Numbers in (parentheses) indicate field goal was made

Kickoffs

Player	no.	yds	avg	tb	ob	retn	net	ydIn
Ivan Mora	70	3962	56.6	13	2			
Zach Murphy	11	632	57.5	2	0			
Matthew Dennis	7	360	51.4	0	0			
Total	88	4954	56.3	15	2	53	37.8	27
Opponents	70	4426	63.2	40	0	16	40	25



2022-23 Wake Forest Football
Individual Statistics
All games

All Purpose

Player	g	rush	rcv	pr	kr	ir	total	avg/g
A.T. Perry	13	0	1096	0	0	0	1096	84.3
Ke'Shawn Williams	13	0	553	0	235	0	788	60.6
Justice Ellison	13	699	62	0	0	0	761	58.5
Taylor Morin	13	0	575	128	0	0	703	54.1
Donavon Greene	13	0	642	0	21	0	663	51.0
Jahmal Banks	12	0	636	0	0	0	636	53.0
Christian Turner	12	516	39	0	0	0	555	46.3
Blake Whiteheart	12	0	295	0	0	0	295	24.6
Quinton Cooley	12	246	25	0	0	0	271	22.6
Sam Hartman	12	129	0	0	0	0	129	10.8
Will Towns	13	71	0	0	55	0	126	9.7
Demond Claiborne	10	57	-5	0	0	0	52	5.2
Jaeger Bull	13	0	49	0	0	0	49	3.8
Brendon Harris	12	0	0	0	0	36	36	3.0
Wesley Grimes	6	0	33	0	0	0	33	5.5
Coby Davis	2	0	0	0	0	31	31	15.5
Dylan Hazen	12	0	0	0	0	21	21	1.8
Jackson Hensley	12	0	15	6	0	0	21	1.8
Cameron Hite	9	0	20	0	0	0	20	2.2
Nick Ragano	4	0	15	0	0	0	15	3.8
Mitch Griffis	6	14	0	0	0	0	14	2.3
Trey Boll	13	0	5	0	0	0	5	0.4
Team	13	-36	0	0	0	0	-36	-2.8
Total	13	1696	4055	134	311	88	6284	483.4
Opponents	13	1778	3506	103	1035	245	6667	512.8



2022-23 Wake Forest Football Combined Team Statistics All games

Team Results

Date	Opponent		Score	Att.
09/01/2022	VMI	W	44-10	26013
09/10/2022	at Vanderbilt	W	45-25	24431
09/17/2022	Liberty	W	37-36	32891
* 09/24/2022	Clemson	Lot2	45-51	32903
* 10/01/2022	at Florida St.	W	31-21	69749
10/08/2022	Army West Point	W	45-10	32524
* 10/22/2022	Boston College	W	43-15	28530
* 10/29/2022	at Louisville	L	21-48	39503
* 11/05/2022	at NC State	L	21-30	56919
* 11/12/2022	North Carolina	L	34-36	31346
* 11/19/2022	Syracuse	W	45-35	26164
* 11/26/2022	at Duke	L	31-34	17492
12/23/2022	vs Missouri	W	27-17	34370

Rushing

Player	gp	att	gain	loss	net	avg	td	lg	avg/g
Justice Ellison	13	170	732	33	699	4.1	6	45	53.8
Christian Turner	12	128	532	16	516	4.0	7	35	43.0
Quinton Cooley	12	51	247	1	246	4.8	3	24	20.5
Sam Hartman	12	102	333	204	129	1.3	1	25	10.8
Will Towns	13	12	72	1	71	5.9	0	18	5.5
Demond Claiborne	10	14	59	2	57	4.1	0	32	5.7
Mitch Griffis	6	15	44	30	14	0.9	0	9	2.3
Team	13	13	0	36	-36	-2.8	0	0	-2.8
Total	13	505	2019	323	1696	3.4	17	45	130.5
Opponents	13	464	2182	404	1778	3.8	14	53	136.8

Passing

Player	gp	effc	comp-att-int	pct	yds	td	lg	avg/g
Sam Hartman	12	159.4	270-428-12	63.1	3701	38	68	308.4
Mitch Griffis	6	177.4	29-41-1	70.7	348	5	33	58.0
Michael Kern	2	87.6	3-4-0	75.0	6	0	6	3.0
Total	13	160.4	302-473-13	63.8	4055	43	68	311.9
Opponents	13	140.7	281-467-7	60.2	3506	29	67	269.7

Receiving

Player	gp	no.	yds	avg	td	lg	avg/g
A.T. Perry	13	81	1096	13.5	11	68	84.3
Taylor Morin	13	47	575	12.2	9	48	44.2
Jahmal Banks	12	42	636	15.1	9	48	53.0
Ke'Shawn Williams	13	39	553	14.2	1	42	42.5
Donavon Greene	13	37	642	17.4	6	60	49.4
Blake Whiteheart	12	24	295	12.3	3	30	24.6
Justice Ellison	13	6	62	10.3	0	22	4.8
Jaeger Bull	13	6	49	8.2	0	12	3.8
Christian Turner	12	5	39	7.8	1	17	3.3
Wesley Grimes	6	4	33	8.3	1	13	5.5
Quinton Cooley	12	3	25	8.3	0	10	2.1
Nick Ragano	4	3	15	5.0	0	6	3.8
Cameron Hite	9	2	20	10.0	1	17	2.2
Jackson Hensley	12	1	15	15.0	0	15	1.3
Trey Boll	13	1	5	5.0	1	5	0.4
Demond Claiborne	10	1	-5	-5.0	0	0	-0.5
Total	13	302	4055	13.4	43	68	311.9
Opponents	13	281	3506	12.5	29	67	269.7

Game Records

Record	Overall	Home	Away	Neutral
ALL GAMES	8-5	5-2	2-3	1-0
CONFERENCE	3-5	2-2	1-3	0-0
NON-CONFERENCE	5-0	3-0	1-0	1-0

Team Statistics

	WF	OPP
First Downs	330	268
Rushing	107	105
Passing	192	148
Penalty	31	15
Rushing Yardage	1696	1778
Rushing attempts	505	464
Average per rush	3.4	3.8
Average per game	130.5	136.8
TDs Rushing	17	14
Passing Yardage	4055	3506
Comp-Att-Int	302-473-13	281-467-7
Average per pass	8.6	7.5
Average per catch	13.4	12.5
Average per game	311.9	269.7
TDs Passing	43	29
Total offense	5751	5284
Average per play	5.9	5.7
Average per game	442.4	406.5
Kick returns: #-Yards	16-311	51-1035
Punt returns: #-Yards	18-134	8-103
Int returns: #-Yards	7-88	13-245
Fumbles-Lost	13-6	18-9
Penalties-Yards	62-523	94-834
Punts-Avg	51-39.0	58-39.4
Time of possession / game	28:32	31:46
3rd-down conversion	85/185	83/201
4rd-down conversion	15/30	13/28
PAT-attempts	(59-60) 98%	(34-36) 94%
2-point conversion-attempts	(1-2) 50%	(4-9) 44%

Interceptions

Player	no.	yds	avg	td	lg
Jermal Martin, Jr.	1	0	0.0	0	0
Brendon Harris	1	36	36.0	1	36
Coby Davis	1	31	31.0	1	31
Chase Jones	1	0	0.0	0	0
Isaiah Wingfield	1	0	0.0	0	0
Chelen Garnes	1	0	0.0	0	0
Dylan Hazen	1	21	21.0	0	21
Total	7	88	12.6	2	36
Opponents	13	245	18.8	2	90



2022-23 Wake Forest Football Combined Team Statistics All games

Field Goals

Player	fg	pct.	01-19	20-29	30-39	40-49	50-99	lg	blk
Matthew Dennis	12-14	85.7	0-0	4-4	7-8	1-2	0-0	46	0
Opponents	18-27	66.7	0-0	5-6	8-9	3-6	2-6	52	0

Scoring

Player	td	fg	PAT						pts
			kick	rush	rcv	pass	dxp	saf	
Matthew Dennis	-	12-14	56-57	-	-	-	-	-	92
A.T. Perry	11	-	-	-	-	-	-	-	66
Taylor Morin	9	-	-	-	-	-	-	-	54
Jahmal Banks	9	-	-	-	-	-	-	-	54
Christian Turner	8	-	-	-	-	-	-	-	48
Donavon Greene	6	-	-	-	-	-	-	-	36
Justice Ellison	6	-	-	-	-	-	-	-	36
Blake Whiteheart	3	-	-	-	-	-	-	-	18
Quinton Cooley	3	-	-	-	-	-	-	-	18
Ke'Shawn Williams	1	-	-	-	1	-	-	-	8
Trey Boll	1	-	-	-	-	-	-	-	6
Brendon Harris	1	-	-	-	-	-	-	-	6
Coby Davis	1	-	-	-	-	-	-	-	6
Cameron Hite	1	-	-	-	-	-	-	-	6
Sam Hartman	1	-	-	-	-	1	-	-	6
Wesley Grimes	1	-	-	-	-	-	-	-	6
Zach Murphy	-	-	3-3	-	-	-	-	-	3
Total	62	12-14	59-60	0	1	1	0	0	469
Opponents	45	18-27	34-36	1	3	3	0	1	368

Score by Periods

Team	1st	2nd	3rd	4th	OT	TOT
Wake Forest	93	152	121	96	7	469
Opponents	63	102	115	75	13	368

Punting

Player	no.	yds	avg	lg	tb	fc	i20	50+	blk
Ivan Mora	40	1630	40.8	55	1	18	15	5	0
Zach Murphy	6	238	39.7	47	1	2	2	0	0
Matthew Dennis	4	120	30.0	36	0	1	0	0	0
Team	1	0	0.0	0	0	0	0	0	1
Total	51	1988	39.0	55	2	21	17	5	1
Opponents	58	2286	39.4	57	1	26	15	4	1

Punt Returns

Player	no.	yds	avg	td	lg
Taylor Morin	17	128	7.5	0	38
Jackson Hensley	1	6	6.0	0	6
Total	18	134	7.4	0	38
Opponents	8	103	12.9	0	43

Kick Returns

Player	no.	yds	avg	td	lg
Ke'Shawn Williams	12	235	19.6	0	38
Will Towns	2	55	27.5	0	31
Donavon Greene	1	21	21.0	0	21
Justice Ellison	1	0	0.0	0	0
Total	16	311	19.4	0	38
Opponents	51	1035	20.3	0	38

All Purpose

Player	g	rush	rcv	pr	kr	ir	total	avg/g
A.T. Perry	13	0	1096	0	0	0	1096	84.3
Ke'Shawn Williams	13	0	553	0	235	0	788	60.6
Justice Ellison	13	699	62	0	0	0	761	58.5
Taylor Morin	13	0	575	128	0	0	703	54.1
Donavon Greene	13	0	642	0	21	0	663	51.0
Jahmal Banks	12	0	636	0	0	0	636	53.0
Christian Turner	12	516	39	0	0	0	555	46.3
Blake Whiteheart	12	0	295	0	0	0	295	24.6
Quinton Cooley	12	246	25	0	0	0	271	22.6
Sam Hartman	12	129	0	0	0	0	129	10.8
Will Towns	13	71	0	0	55	0	126	9.7
Demond Claiborne	10	57	-5	0	0	0	52	5.2
Jaeger Bull	13	0	49	0	0	0	49	3.8
Brendon Harris	12	0	0	0	0	36	36	3.0
Wesley Grimes	6	0	33	0	0	0	33	5.5
Coby Davis	2	0	0	0	0	31	31	15.5
Dylan Hazen	12	0	0	0	0	21	21	1.8
Jackson Hensley	12	0	15	6	0	0	21	1.8
Cameron Hite	9	0	20	0	0	0	20	2.2
Nick Ragano	4	0	15	0	0	0	15	3.8
Mitch Griffis	6	14	0	0	0	0	14	2.3
Trey Boll	13	0	5	0	0	0	5	0.4
Total	13	1696	4055	134	311	88	6284	483.4
Opponents	13	1778	3506	103	1035	245	6667	512.8

Total Offense

Player	g	plays	rush	pass	total	avg/g
Sam Hartman	12	530	129	3701	3830	319.2
Justice Ellison	13	170	699	0	699	53.8
Christian Turner	12	128	516	0	516	43.0
Mitch Griffis	6	56	14	348	362	60.3
Quinton Cooley	12	51	246	0	246	20.5
Will Towns	13	12	71	0	71	5.5
Demond Claiborne	10	14	57	0	57	5.7
Michael Kern	2	4	0	6	6	3.0
Total	13	978	1696	4055	5751	442.4
Opponents	13	931	1778	3506	5284	406.5

Team Defense

#	Player	gp	Tackles				tfl/yds	Sacks	Pass defense			Fumbles		blkd	
			ua	a	tot	tfl/yds			no-yds	int-yds	brup	qbh	fr-yds	ff	kick
5	Ryan Smenda, Jr.	12	41	76	117	5.5-16	.	.	3	8	1-18	.	.	.	
21	Chase Jones	13	33	41	74	6-22	2-12	1-0	2	4	2-0	1	.	.	
9	Chelen Garnes	13	43	28	71	2-18	1-12	1-0	3	.	1-0	.	.	.	



**2022-23 Wake Forest Football
Combined Team Statistics
All games**

##	Player	gp	Tackles				tfl/yds	Sacks no-yds	Pass defense			Fumbles		blkd	
			ua	a	tot				int-yds	brup	qbh	fr-yds	ff	kick	saf
3	Malik Mustapha	10	32	26	58	8-32	3.5-25	.	3	4	.	2	.	.	
8	Isaiah Wingfield	13	33	16	49	2-6	.	1-0	6	
22	AJ Williams	12	29	18	47	2-12	1-12	
14	Evan Slocum	13	28	17	45	2-7	.	.	3	
0	Kobie Turner	13	21	17	38	10-42	2-19	.	2	9	1-0	3	.	.	
25	Jermal Martin, Jr.	13	25	13	38	2-3	.	1-0	5	1	
30	Jasheen Davis	13	18	15	33	14-84	7-53	.	.	5	1-2	1	.	.	
50	Dylan Hazen	12	15	16	31	2-6	0.5-4	1-21	.	1	
4	JaCorey Johns	12	12	18	30	3-17	1-8	.	.	5	.	1	.	.	
40	Rondell Bothroyd	12	15	15	30	8-63	6-53	.	3	5	1-0	2	.	.	
72	Tyler Williams	13	14	12	26	6-21	3.5-17	.	1	3	.	.	1	.	
10	DaShawn Jones	11	19	4	23	0.5-1	.	.	5	
7	Gavin Holmes	11	16	7	23	.	.	.	9	
1	Caelen Carson	8	18	4	22	1-1	.	.	7	
12	J.J. Roberts	10	11	9	20	.	.	.	7	
15	Jaylen Hudson	12	10	10	20	1-6	1	.	.	
18	Brendon Harris	12	13	7	20	.	.	1-36	
26	Quincy Bryant	12	10	10	20	0.5-2	
95	Dion Bergan, Jr.	13	5	14	19	1-1	.	.	.	1	
35	Kendron Wayman	12	12	5	17	4.5-19	3-17	.	2	4	
91	Kevin Pointer	13	10	3	13	2.5-12	1-8	.	1	3	
34	Zach Ranson	10	2	7	9	1	
92	Bernard Gooden	12	1	6	7	1.5-6	0.5-3	.	.	1	
27	Eldrick Robinson II	4	4	2	6	
41	Will Towns	13	2	3	5	1	.	
45	Jacobi Gilbert	4	2	2	4	
20	Coby Davis	2	2	2	4	.	.	1-31	1	
23	Demond Claiborne	10	2	1	3	1-0	.	.	.	
43	BJ Williams	5	.	3	3	
44	Justin Williams	3	1	1	2	0.5-2	
36	Ivan Mora	12	2	.	2	
85	Blake Whiteheart	12	2	.	2	
37	Christian Masterson	4	1	1	2	
17	Zamari Stevenson	8	.	1	1	
40	Gavin Ellis	12	.	1	1	
13	Ke'Shawn Williams	13	1	.	1	
79	Sean Maginn	13	1	.	1	
98	Wyatt Crespi	2	.	1	1	0.5-1	
82	Trey Boll	13	1	.	1	1-3	1	.	.	
28	Quinton Cooley	12	1	.	1	
9	A.T. Perry	13	1	.	1	
2	Taylor Morin	13	1	.	1	



2022-23 Wake Forest Football
Combined Team Statistics
All games

##	Player	gp	Tackles				Sacks	Pass defense			Fumbles		blkd	
			ua	a	tot	tfl/yds	no-yds	int-yds	brup	qbh	fr-yds	ff	kick	saf
11	Donavon Greene	13	1	.	1
62	DeVonte Gordon	13	1	.	1
32	Will Cobb	13	1-0	.	.	.
Totals		13	513	432	945	87-403	32-243	7-88	63	55	9-20	12	2	0
Opponents		13	495	488	983	73-286	38-222	13-245	64	30	6-0	9	1	1



**2022-23 Wake Forest Football
Games Played
All games**

##	Player	GP-GS	VMI	Vandy	Lib	CU	FSU	ARM	BC	LOU	NCSU	UNC	SU	DU	MIZ
0	Kobie Turner	13/0	XXX	XXX	XXX	XXX	XXX	XXX	XXX	XXX	XXX	XXX	XXX	XXX	XXX
0	Christian Turner	12/0	XXX	XXX	XXX	XXX	XXX	XXX	XXX	XXX	XXX	XXX	XXX	XXX	...
1	Caelen Carson	8/8	START	START	START	START	START	START	...	START	START
2	Taylor Morin	13/13	START	START	START	START	START	START	START	START	START	START	START	START	START
3	Malik Mustapha	10/10	START	START	START	START	START	START	START	START	START	START
4	JaCorey Johns	12/12	START	START	START	START	START	START	START	START	START	START	START	START	...
5	Ryan Smenda, Jr.	12/12	...	START	START	START	START	START	START	START	START	START	START	START	START
6	Justice Ellison	13/13	START	START	START	START	START	START	START	START	START	START	START	START	START
7	Gavin Holmes	11/7	START	START	START	START	START	...	XXX	XXX	START	XXX	XXX	START	...
8	Isaiah Wingfield	13/10	XXX	XXX	START	START	START	START	START	START	XXX	START	START	START	START
9	A.T. Perry	13/12	START	XXX	START	START	START	START	START	START	START	START	START	START	START
9	Chelene Garmes	13/13	START	START	START	START	START	START	START	START	START	START	START	START	START
10	Sam Hartman	12/12	...	START	START	START	START	START	START	START	START	START	START	START	START
10	DaShawn Jones	11/1	XXX	...	XXX	XXX	...	XXX	XXX	XXX	XXX	XXX	START	XXX	XXX
11	Donavon Greene	13/12	START	XXX	START	START	START	START	START	START	START	START	START	START	START
12	Mitch Griffis	6/1	START	XXX	...	XXX	...	XXX	XXX	XXX
12	J.J. Roberts	10/2	XXX	XXX	XXX	START	START	...	XXX	...	XXX	XXX	XXX	XXX	...
13	Ke'Shawn Williams	13/0	XXX	XXX	XXX	XXX	XXX	XXX	XXX	XXX	XXX	XXX	XXX	XXX	XXX
14	Evan Slocum	13/6	XXX	XXX	XXX	XXX	XXX	XXX	START	XXX	START	START	START	START	START
14	Brett Griffis	0/0
15	Jaylen Hudson	12/1	START	XXX	XXX	XXX	XXX	XXX	XXX	XXX	XXX	...	XXX	XXX	XXX
15	Michael Kern	2/0	XXX	XXX
17	Troy Hoilman	0/0
17	Zamari Stevenson	8/0	XXX	...	XXX	XXX	XXX	XXX	XXX	XXX	...	XXX
18	Brendon Harris	12/0	XXX	XXX	XXX	...	XXX	XXX	XXX	XXX	XXX	XXX	XXX	XXX	XXX
18	Santino Marucci	0/0
20	Coby Davis	2/2	START	START
20	Cameron Hite	9/0	XXX	XXX	XXX	XXX	XXX	...	XXX	XXX	XXX	XXX
21	Chase Jones	13/13	START	START	START	START	START	START	START	START	START	START	START	START	START
22	AJ Williams	12/2	XXX	...	XXX	XXX	XXX	XXX	XXX	XXX	XXX	START	START	XXX	XXX
23	Jarrett Alston, Jr.	0/0
23	Demond Claiborne	10/0	XXX	XXX	XXX	XXX	XXX	XXX	XXX	XXX	...	XXX	XXX
24	Dez Williams	0/0
25	Jermal Martin, Jr.	13/2	XXX	XXX	XXX	XXX	XXX	START	START	XXX	XXX	XXX	XXX	XXX	XXX
25	Horatio Fields	0/0
26	Quincy Bryant	12/0	XXX	XXX	XXX	...	XXX	XXX	XXX	XXX	XXX	XXX	XXX	XXX	XXX
27	Eldrick Robinson II	4/0	XXX	XXX	XXX	XXX
28	Quinton Cooley	12/0	XXX	XXX	XXX	...	XXX	XXX	XXX	XXX	XXX	XXX	XXX	XXX	XXX
29	Christian Greene	0/0
29	Andre Hodge	0/0
30	Jasheen Davis	13/5	XXX	XXX	XXX	XXX	XXX	XXX	XXX	XXX	START	START	START	START	START
30	Tate Carney	3/0	XXX	XXX	XXX	...
32	Jarrett Brown	0/0
32	Will Cobb	13/0	XXX	XXX	XXX	XXX	XXX	XXX	XXX	XXX	XXX	XXX	XXX	XXX	XXX
32	Jamare Glasker	0/0
34	Zach Ranson	10/0	XXX	XXX	XXX	XXX	XXX	XXX	XXX	XXX	XXX	XXX
34	Walker Ferguson	0/0
35	Kendron Wayman	12/1	XXX	XXX	XXX	XXX	XXX	XXX	XXX	XXX	XXX	...	XXX	XXX	START
35	AK Kelly	0/0
36	Ivan Mora	12/0	XXX	XXX	XXX	XXX	XXX	XXX	XXX	XXX	XXX	XXX	XXX	...	XXX
37	Christian Masterson	4/0	XXX	XXX	XXX	...	XXX
37	Ian Ver Steeg	0/0
38	Nick Ragano	4/0	XXX	XXX	XXX	XXX
38	Trent Nicholson	0/0
39	Zavier Simpson	0/0
40	Rondell Bothroyd	12/8	START	START	START	START	START	START	START	START	...	XXX	XXX	XXX	XXX
40	Gavin Ellis	12/0	XXX	XXX	XXX	XXX	XXX	XXX	XXX	XXX	XXX	XXX	...	XXX	XXX
41	John Peterson III	0/0
41	Will Towns	13/0	XXX	XXX	XXX	XXX	XXX	XXX	XXX	XXX	XXX	XXX	XXX	XXX	XXX
42	Zach Igwebe	2/0	XXX	XXX



**2022-23 Wake Forest Football
Games Played
All games**

##	Player	GP-GS	VMI	Vandy	Lib	CU	FSU	ARM	BC	LOU	NCSU	UNC	SU	DU	MIZ
42	Tommy Bebie	0/0
43	Bj Williams	5/0	XXX	XXX	...	XXX	...	XXX	XXX
43	Mason Andrade	0/0
44	Justin Williams	3/0	XXX	XXX	XXX
44	Ryan Dupont	2/0	...	XXX	XXX
45	Nick Andersen	0/0
45	Jacobi Gilbert	4/0	XXX	XXX	XXX	XXX
45	Andrew Gregerson	0/0
46	Kevin Check	0/0
48	Max Miller	0/0
48	Wesley Stroebel	0/0
49	Cody Cater	0/0
50	Dylan Hazen	12/2	XXX	XXX	XXX	XXX	XXX	START	XXX	START	...	XXX	XXX	XXX	XXX
51	Luke White	0/0
52	Spencer Clapp	13/0	XXX	XXX	XXX	XXX	XXX	XXX	XXX	XXX	XXX	XXX	XXX	XXX	XXX
53	Je'Vionte Nash	13/13	START	START	START	START	START	START	START	START	START	START	START	START	START
53	Carter Broers	0/0
54	Matt Gulbin	13/0	XXX	XXX	XXX	XXX	XXX	XXX	XXX	XXX	XXX	XXX	XXX	XXX	XXX
55	Michael Jurgens	13/13	START	START	START	START	START	START	START	START	START	START	START	START	START
56	Mark Balbis	1/0	XXX
56	Brandon Hoyle	0/0
57	Sebastian Pierre	0/0
58	Matthew Lusardi	0/0
59	Loic Ngassam Nya	13/13	START	START	START	START	START	START	START	START	START	START	START	START	START
60	Hampton Tanner	1/0	XXX
62	DeVonte Gordon	13/13	START	START	START	START	START	START	START	START	START	START	START	START	START
63	Jake Pascual	0/0
65	Hank Lucas	0/0
66	Cale Doyle	0/0
68	Thomas Grippo	4/0	XXX	XXX	XXX	XXX
70	Nick Sharpe	10/0	XXX	...	XXX	XXX	XXX	XXX	XXX	XXX	XXX	XXX	XXX
71	CJ Elmonus	3/0	XXX	XXX	XXX
72	Tyler Williams	13/13	START	START	START	START	START	START	START	START	START	START	START	START	START
72	Erik Russell	1/0	XXX
73	Zach Vaughan	4/0	XXX	XXX	XXX	XXX
74	Luke Petitbon	0/0
75	Derrell Johnson II	0/0
76	Jaydon Collins	10/0	XXX	XXX	XXX	XXX	XXX	XXX	XXX	XXX	XXX	XXX
77	George Sell	3/0	XXX	XXX	XXX
78	Christian Forbes	4/0	XXX	XXX	XXX	XXX
79	Sean Maginn	13/13	START	START	START	START	START	START	START	START	START	START	START	START	START
80	Jahmal Banks	12/1	XXX	START	XXX	XXX	XXX	XXX	XXX	XXX	XXX	XXX	XXX	...	XXX
80	Justin Simpkins	0/0
81	Anthony Borriello	0/0
81	Wesley Grimes	6/0	XXX	...	XXX	XXX	XXX	XXX	XXX
82	Trey Boll	13/0	XXX	XXX	XXX	XXX	XXX	XXX	XXX	XXX	XXX	XXX	XXX	XXX	XXX
82	Derek Matthews	0/0
83	Jaeger Bull	13/1	XXX	XXX	XXX	XXX	START	XXX	XXX	XXX	XXX	XXX	XXX	XXX	XXX
83	Ben Morgan	0/0
84	Jackson Hensley	12/0	XXX	XXX	XXX	XXX	XXX	XXX	XXX	XXX	XXX	XXX	XXX	XXX	...
85	Blake Whiteheart	12/12	START	START	START	START	...	START	START	START	START	START	START	START	START
86	Michael Frogge	0/0
87	Jaydn Girard	0/0
88	Zach Murphy	13/0	XXX	XXX	XXX	XXX	XXX	XXX	XXX	XXX	XXX	XXX	XXX	XXX	XXX
88	Andy Elkins, Jr.	0/0
89	Harry Lodge	0/0
90	Jacob Zuhr	3/0	XXX	XXX	XXX
91	Kevin Pointer	13/0	XXX	XXX	XXX	XXX	XXX	XXX	XXX	XXX	XXX	XXX	XXX	XXX	XXX
92	Bernard Gooden	12/0	XXX	XXX	XXX	XXX	XXX	XXX	XXX	XXX	XXX	XXX	XXX	...	XXX
93	Isaiah Chaney	0/0



2022-23 Wake Forest Football
Games Played
All games

##	Player	GP-GS	VMI	Vandy	Lib	CU	FSU	ARM	BC	LOU	NCSU	UNC	SU	DU	MIZ
94	Zach Lohavichan	0/0
95	Dion Bergan, Jr.	13/13	START	START	START	START	START	START	START	START	START	START	START	START	START
96	Claude Bragg	0/0
97	Caleb Carlson	0/0
97	Quincy Williams	0/0
98	Wyatt Crespi	2/0	XXX	XXX
99	Matthew Dennis	13/0	XXX	XXX	XXX	XXX	XXX	XXX	XXX	XXX	XXX	XXX	XXX	XXX	XXX
99	Eli Hall	0/0



**2022-23 Wake Forest Football
Total Tackles Game-by-Game
All games**

Total Tackles

Player	S-A	Total	VMI	Vandy	Lib	CU	FSU	ARM	BC	LOU	NCSU	UNC	SU	DU	MIZ
Ryan Smenda, Jr.	41-76	117	DNP	1-6	4-7	2-7	2-9	5-7	3-2	3-1	9-7	4-12	1-4	2-8	5-6
Chase Jones	33-41	74	1-2	1-3	2-1	5-4	3-3	3-4	1-2	1-2	2-4	6-5	2-3	2-4	4-4
Chelen Garnes	43-28	71	0-2	2-2	8-4	5-3	4-0	3-2	3-1	3-1	5-3	1-3	4-2	0-4	5-1
Malik Mustapha	32-26	58	1-2	5-0	7-6	3-3	1-6	0-1	1-1	7-3	4-1	DNP	DNP	DNP	3-3
Isaiah Wingfield	33-16	49	4-0	1-1	2-0	5-2	2-3	1-2	3-0	3-0	2-1	3-3	2-0	1-4	4-0
AJ Williams	29-18	47	1-1	DNP	3-2	3-3	2-0	1-2	5-2	4-3	3-0	2-0	3-2	2-3	-
Evan Slocum	28-17	45	-	1-0	-	2-2	1-2	3-0	2-1	1-1	4-1	5-4	5-3	2-3	2-0
Jermal Martin, Jr.	25-13	38	1-1	1-0	3-4	3-0	2-1	4-0	1-0	-	3-0	1-2	2-1	2-2	2-2
Kobie Turner	21-17	38	2-4	2-0	1-1	5-1	2-1	0-1	1-2	0-1	1-1	1-0	1-2	1-3	4-0
Jasheen Davis	18-15	33	-	0-1	2-1	1-5	1-3	1-1	2-1	1-0	2-1	2-1	4-0	2-1	-
Dylan Hazen	15-16	31	2-2	2-0	0-1	2-0	1-1	3-9	2-1	1-1	DNP	1-0	-	-	1-1
Rondell Bothroyd	15-15	30	3-0	0-5	3-0	0-2	-	2-4	2-2	1-1	DNP	1-0	-	1-0	2-1
JaCorey Johns	12-18	30	0-3	2-1	2-3	2-2	0-1	-	0-2	-	1-2	3-3	1-0	1-1	DNP
Tyler Williams	14-12	26	3-0	0-1	0-1	1-2	-	1-0	1-1	1-1	1-1	1-1	1-4	1-0	3-0
DaShawn Jones	19-4	23	-	DNP	1-0	-	DNP	2-0	2-1	3-1	-	6-2	-	2-0	3-0
Gavin Holmes	16-7	23	-	-	2-0	2-2	1-2	DNP	2-0	1-0	2-2	-	1-1	5-0	DNP
Caelen Carson	18-4	22	1-1	1-0	-	DNP	DNP	DNP	DNP	4-1	1-0	1-0	DNP	4-1	6-1
Brendon Harris	13-7	20	3-1	1-0	2-0	DNP	-	1-0	-	3-0	-	2-4	1-1	0-1	-
J.J. Roberts	11-9	20	3-0	3-0	-	2-2	2-2	DNP	1-1	DNP	-	0-3	0-1	-	DNP
Quincy Bryant	10-10	20	2-1	0-2	1-0	DNP	-	4-4	1-0	0-1	0-1	1-1	-	1-0	-
Jaylen Hudson	10-10	20	1-1	1-1	-	1-0	3-0	1-2	1-2	1-2	-	DNP	0-1	1-1	-
Dion Bergan, Jr.	5-14	19	0-1	1-1	1-1	1-4	0-1	1-1	-	-	-	1-1	0-2	0-1	0-1
Kendron Wayman	12-5	17	2-1	0-1	-	1-0	1-1	1-2	-	1-0	2-0	DNP	1-0	2-0	1-0
Kevin Pointer	10-3	13	2-0	1-0	-	-	-	3-1	0-1	3-0	-	0-1	-	-	1-0
Zach Ranson	2-7	9	1-0	-	DNP	DNP	DNP	0-4	0-1	-	-	-	0-2	-	1-0
Bernard Gooden	1-6	7	0-3	-	-	-	-	-	-	0-2	1-1	-	-	DNP	-
Eldrick Robinson II	4-2	6	1-1	1-1	2-0	-	DNP	DNP	DNP	DNP	DNP	DNP	DNP	DNP	DNP
Will Towns	2-3	5	-	-	-	-	-	0-2	1-0	-	-	-	-	1-1	-
Jacobi Gilbert	2-2	4	DNP	DNP	DNP	DNP	DNP	DNP	DNP	DNP	DNP	-	1-1	0-1	1-0
Coby Davis	2-2	4	1-0	1-2	DNP	DNP	DNP	DNP	DNP	DNP	DNP	DNP	DNP	DNP	DNP
Demond Claiborne	2-1	3	-	DNP	DNP	-	-	-	1-0	-	-	1-0	DNP	0-1	-
BJ Williams	0-3	3	0-1	DNP	DNP	DNP	DNP	0-1	DNP	-	DNP	0-1	DNP	DNP	-
Ivan Mora	2-0	2	-	-	-	-	1-0	-	-	-	-	-	1-0	DNP	-
Blake Whiteheart	2-0	2	-	-	1-0	-	DNP	-	-	-	1-0	-	-	-	-
Christian Masterson	1-1	2	0-1	1-0	DNP	DNP	DNP	-	DNP	-	DNP	DNP	DNP	DNP	DNP
Justin Williams	1-1	2	1-1	DNP	DNP	DNP	DNP	-	-	DNP	DNP	DNP	DNP	DNP	DNP
Trey Boll	1-0	1	-	-	-	-	-	-	-	1-0	-	-	-	-	-
Quinton Cooley	1-0	1	-	-	-	DNP	-	-	-	-	-	1-0	-	-	-
Ke'Shawn Williams	1-0	1	-	-	-	-	-	-	-	1-0	-	-	-	-	-
DeVonte Gordon	1-0	1	-	-	-	-	-	-	-	1-0	-	-	-	-	-
Sean Maginn	1-0	1	-	-	-	-	1-0	-	-	-	-	-	-	-	-
Taylor Morin	1-0	1	-	-	-	-	-	-	1-0	-	-	-	-	-	-
Donavon Greene	1-0	1	-	-	-	-	-	-	-	-	1-0	-	-	-	-
A.T. Perry	1-0	1	-	-	-	-	-	-	-	-	-	-	-	1-0	-
Gavin Ellis	0-1	1	-	-	-	-	-	-	-	-	-	0-1	DNP	-	-
Zamari Stevenson	0-1	1	0-1	DNP	-	-	-	-	-	-	DNP	-	DNP	DNP	DNP
Wyatt Crespi	0-1	1	0-1	DNP	DNP	DNP	DNP	-	DNP	DNP	DNP	DNP	DNP	DNP	DNP



**2022-23 Wake Forest Football
Rushing/Receiving Game-by-Game
All games**

Rushing

Player	No-Yds/TD	VMI	Vandy	Lib	CU	FSU	ARM	BC	LOU	NCSU	UNC	SU	DU	MIZ
Justice Ellison	170-699/6	13-80/0	11-29/0	7-4/1	21-73/0	18-114/1	11-96/1	9-36/0	8-22/1	10--1/0	16-81/0	15-59/0	10-42/1	21-64/1
Christian Turner	128-516/7	13-100/2	11-44/0	7-5/0	10-27/0	20-64/1	8-46/2	7-29/0	9-38/0	8-29/1	12-41/1	16-69/0	7-24/0	DNP
Sam Hartman	102-129/1	DNP	6-12/0	8-11/0	8-10/0	11--5/0	8-36/0	6-7/1	12--24/0	6--14/0	7-12/0	13-44/0	9-25/0	8-15/0
Quinton Cooley	51-246/3	4-28/0	9-57/1	1-4/0	DNP	-	5-15/1	7-15/0	2-7/0	1-3/0	6-36/0	7-33/1	5-17/0	4-31/0
Mitch Griffis	15-14/0	5--9/0	-	DNP	-	DNP	3-14/0	2--4/0	5-13/0	DNP	DNP	DNP	DNP	DNP
Demond Claiborne	14-57/0	6-13/0	DNP	DNP	-	-	4-9/0	2-33/0	2-2/0	-	-	DNP	-	-
Will Towns	12-71/0	-	2-11/0	-	-	-	2-6/0	1-0/0	7-54/0	-	-	-	-	-

Receiving

Player	No-Yds/TD	VMI	Vandy	Lib	CU	FSU	ARM	BC	LOU	NCSU	UNC	SU	DU	MIZ
A.T. Perry	81-1096/11	3-47/0	5-142/1	4-33/0	4-51/1	8-91/1	5-118/1	3-42/1	3-28/0	12-159/1	5-63/1	10-119/3	8-87/1	11-116/0
Taylor Morin	47-575/9	5-74/1	4-44/1	4-21/0	3-17/0	1-3/0	-	4-48/2	2-24/0	4-56/1	5-106/1	6-59/0	6-93/1	3-30/2
Jahmal Banks	42-636/9	1-14/1	2-28/0	6-55/2	6-141/2	3-24/0	2-44/0	7-79/2	2-23/1	4-69/0	2-22/0	4-65/0	DNP	3-72/1
Ke'Shawn Williams	39-553/1	3-22/0	-	5-129/0	2-22/0	4-43/0	2-39/0	2-36/0	5-67/0	5-49/0	2-44/0	6-61/1	3-41/0	-
Donavon Greene	37-642/6	5-63/0	4-53/0	3-68/0	2-53/2	2-29/1	2-30/0	5-64/0	3-75/0	2-40/0	4-85/2	1-7/0	3-48/1	1-27/0
Blake Whiteheart	24-295/3	2-50/1	1-14/0	3-20/1	2-31/1	DNP	1-7/0	3-34/0	4-52/0	1-6/0	-	2-13/0	4-60/0	1-8/0
Justice Ellison	6-62/0	-	-	1--1/0	1-22/0	1-10/0	-	-	-	1-18/0	-	1-7/0	-	1-6/0
Jaeger Bull	6-49/0	-	-	-	-	2-17/0	1-8/0	-	-	-	-	-	2-18/0	1-6/0
Christian Turner	5-39/1	2-18/0	1-2/1	-	-	1-17/0	-	-	1-2/0	-	-	-	-	DNP
Wesley Grimes	4-33/1	1-6/0	DNP	-	DNP	DNP	2-21/1	-	1-6/0	DNP	DNP	-	DNP	DNP
Quinton Cooley	3-25/0	-	-	-	DNP	-	-	1-10/0	-	-	-	-	-	2-15/0
Nick Ragano	3-15/0	1-5/0	DNP	DNP	DNP	DNP	-	-	2-10/0	DNP	DNP	DNP	DNP	DNP
Cameron Hite	2-20/1	-	1-17/1	-	DNP	DNP	DNP	-	1-3/0	DNP	-	-	-	-
Jackson Hensley	1-15/0	-	-	-	-	-	-	-	1-15/0	-	-	-	-	DNP
Trey Boll	1-5/1	-	-	-	-	-	-	-	1-5/1	-	-	-	-	-
Demond Claiborne	1--5/0	1--5/0	DNP	DNP	-	-	-	-	-	-	-	DNP	-	-



**2022-23 Wake Forest Football
Returns Game-by-Game
All games**

Punt Returns

Player	No-Yds	VMI	Vandy	Lib	CU	FSU	ARM	BC	LOU	NCSU	UNC	SU	DU	MIZ
Taylor Morin	17-128	3-13	3-21	1-38	2-5	1-0	-	1-5	-	3-20	1-14	1-5	1-7	-
Jackson Hensley	1-6	1-6	-	-	-	-	-	-	-	-	-	-	-	DNP

Kick Returns

Player	No-Yds	VMI	Vandy	Lib	CU	FSU	ARM	BC	LOU	NCSU	UNC	SU	DU	MIZ
Ke'Shawn Williams	12-235	2-54	2-57	-	-	-	1-12	1-22	3-39	-	2-29	-	1-22	-
Will Towns	2-55	-	-	-	-	-	-	-	2-55	-	-	-	-	-
Donavon Greene	1-21	-	-	-	1-21	-	-	-	-	-	-	-	-	-
Justice Ellison	1-0	-	-	-	-	-	-	-	-	-	-	1-0	-	-

Interceptions Returns

Player	No-Yds	VMI	Vandy	Lib	CU	FSU	ARM	BC	LOU	NCSU	UNC	SU	DU	MIZ
Brendon Harris	1-36	-	-	-	DNP	-	-	-	-	-	-	1-36	-	-
Coby Davis	1-31	-	1-31	DNP	DNP	DNP	DNP	DNP	DNP	DNP	DNP	DNP	DNP	DNP
Dylan Hazen	1-21	-	-	-	-	-	1-21	-	-	DNP	-	-	-	-
Isaiah Wingfield	1-0	-	-	1-0	-	-	-	-	-	-	-	-	-	-
Chelen Garnes	1-0	-	-	1-0	-	-	-	-	-	-	-	-	-	-
Chase Jones	1-0	-	-	1-0	-	-	-	-	-	-	-	-	-	-
Jermal Martin, Jr.	1-0	-	-	-	-	-	-	-	-	-	-	-	1-0	-

Fumble Returns

Player	No-Yds	VMI	Vandy	Lib	CU	FSU	ARM	BC	LOU	NCSU	UNC	SU	DU	MIZ
Chase Jones	2-0	-	-	-	-	1-0	1-0	-	-	-	-	-	-	-
Ryan Smenda, Jr.	1-18	DNP	-	1-18	-	-	-	-	-	-	-	-	-	-
Jasheen Davis	1-2	-	-	-	-	-	-	1-2	-	-	-	-	-	-
Kobie Turner	1-0	-	1-0	-	-	-	-	-	-	-	-	-	-	-
Chelen Garnes	1-0	-	1-0	-	-	-	-	-	-	-	-	-	-	-
Demond Claiborne	1-0	-	DNP	DNP	-	-	-	-	1-0	-	-	DNP	-	-
Will Cobb	1-0	-	-	-	-	-	-	-	-	-	-	-	-	1-0
Rondell Bothroyd	1-0	1-0	-	-	-	-	-	-	-	DNP	-	-	-	-



2022-23 Wake Forest Football
Sacks Game-by-Game
All games

Player	UA-A	Total	VMI	Vandy	Lib	CU	FSU	ARM	BC	LOU	NCSU	UNC	SU	DU	MIZ
Jasheen Davis	7-0	7	-	-	1-6	-	1-7	-	-	-	1-7	2-15	1-11	1-7	-
Rondell Bothroyd	5-2	6	1-9	-	1-9	0.5-1	-	0.5-3	2-20	-	DNP	-	-	-	1-11
Malik Mustapha	3-1	3.5	-	-	2-12	0.5-5	-	-	-	-	1-8	DNP	DNP	DNP	-
Tyler Williams	3-1	3.5	-	-	-	0.5-4	-	-	-	-	1-3	-	-	-	2-10
Kendron Wayman	2-2	3	1.5-9	-	-	-	-	1.5-8	-	-	-	DNP	-	-	-
Kobie Turner	2-0	2	-	1-7	-	-	-	-	-	-	-	-	-	-	1-12
Chase Jones	1-2	2	-	-	-	0.5-2	-	0.5-4	-	-	-	1-6	-	-	-
JaCorey Johns	1-0	1	-	-	1-8	-	-	-	-	-	-	-	-	-	DNP
Chelen Garnes	1-0	1	-	-	-	-	-	-	-	-	-	-	1-12	-	-
AJ Williams	1-0	1	-	DNP	-	-	-	-	-	-	-	-	1-12	-	-
Kevin Pointer	1-0	1	-	-	-	-	-	-	-	1-8	-	-	-	-	-
Dylan Hazen	0-1	0.5	-	-	-	-	-	0.5-4	-	-	DNP	-	-	-	-
Bernard Gooden	0-1	0.5	0.5-3	-	-	-	-	-	-	-	-	-	-	DNP	-



**2022-23 Wake Forest Football
Tackles For Loss Game-by-Game
All games**

Player	UA-A	Total	VMI	Vandy	Lib	CU	FSU	ARM	BC	LOU	NCSU	UNC	SU	DU	MIZ
Jasheen Davis	13-2	14.0	-	-	1.0-6	-	1.5-8	1.0-5	1.5-4	1.0-2	2.0-11	2.0-15	3.0-26	1.0-7	-
Kobie Turner	7-6	10.0	0.5-2	1.0-7	1.5-3	1.0-2	1.5-4	-	0.5-1	-	1.5-6	-	-	0.5-2	2.0-15
Malik Mustapha	7-2	8.0	-	1.0-1	2.0-12	1.5-7	-	-	-	1.5-2	1.0-8	DNP	DNP	DNP	1.0-2
Rondell Bothroyd	7-2	8.0	1.0-9	-	1.0-9	0.5-1	-	0.5-3	2.0-20	-	DNP	1.0-5	-	-	2.0-16
Tyler Williams	5-2	6.0	1.0-1	-	-	0.5-4	-	-	1.0-2	-	1.0-3	-	0.5-1	-	2.0-10
Chase Jones	3-6	6.0	-	1.0-2	0.5-1	1.0-3	1.0-1	1.0-7	-	-	-	1.0-6	-	0.5-2	-
Ryan Smenda, Jr.	3-5	5.5	DNP	-	0.5-4	-	1.0-1	-	1.5-4	1.0-4	0.5-2	-	0.5-0	-	0.5-1
Kendron Wayman	3-3	4.5	1.5-9	-	-	-	0.5-0	1.5-8	-	-	1.0-2	DNP	-	-	-
JaCorey Johns	1-4	3.0	-	-	1.5-12	-	-	-	0.5-1	-	0.5-1	0.5-3	-	-	DNP
Kevin Pointer	1-3	2.5	-	-	-	-	-	0.5-2	0.5-0	1.0-8	-	0.5-2	-	-	-
Isaiah Wingfield	2-0	2.0	1.0-3	-	-	1.0-3	-	-	-	-	-	-	-	-	-
Chelen Garnes	2-0	2.0	-	-	-	-	-	-	-	-	-	-	1.0-12	-	1.0-6
Evan Slocum	2-0	2.0	-	-	-	-	-	-	1.0-4	-	-	-	-	-	1.0-3
Dylan Hazen	1-2	2.0	1.0-1	-	-	-	0.5-1	0.5-4	-	-	DNP	-	-	-	-
Jermal Martin, Jr.	1-2	2.0	0.5-1	-	0.5-0	-	-	-	-	-	-	-	1.0-2	-	-
AJ Williams	1-2	2.0	-	DNP	-	0.5-0	-	-	0.5-0	-	-	-	1.0-12	-	-
Bernard Gooden	0-3	1.5	1.5-6	-	-	-	-	-	-	-	-	-	-	DNP	-
Caelen Carson	1-0	1.0	-	1.0-1	-	DNP	DNP	DNP	DNP	-	-	-	DNP	-	-
Jaylen Hudson	1-0	1.0	-	1.0-6	-	-	-	-	-	-	-	DNP	-	-	-
Trey Boll	1-0	1.0	-	-	-	-	-	-	-	1.0-3	-	-	-	-	-
Dion Bergan, Jr.	0-2	1.0	-	-	0.5-1	-	-	-	-	-	-	-	-	-	0.5-0
Quincy Bryant	0-1	0.5	-	-	-	DNP	-	-	-	-	0.5-2	-	-	-	-
Justin Williams	0-1	0.5	0.5-2	DNP	DNP	DNP	DNP	-	-	DNP	DNP	DNP	DNP	DNP	DNP
DaShawn Jones	0-1	0.5	-	DNP	-	-	DNP	-	-	0.5-1	-	-	-	-	-
Wyatt Crespi	0-1	0.5	0.5-1	DNP	DNP	DNP	DNP	-	DNP	DNP	DNP	DNP	DNP	DNP	DNP



**2022-23 Wake Forest Football
Fumbles Game-by-Game
All games**

Fumbles

Player	No-Lost	VMI	Vandy	Lib	CU	FSU	ARM	BC	LOU	NCSU	UNC	SU	DU	MIZ
Sam Hartman	7-0	DNP	-	-	-	-	-	1-0	3-0	-	1-0	2-0	-	-
Mitch Griffis	2-0	1-0	-	DNP	-	DNP	-	-	1-0	DNP	DNP	DNP	DNP	DNP
Taylor Morin	1-1	-	1-1	-	-	-	-	-	-	-	-	-	-	-
Justice Ellison	1-0	-	-	-	1-0	-	-	-	-	-	-	-	-	-
Jasheen Davis	1-1	-	-	-	-	-	-	1-1	-	-	-	-	-	-

Fumbles Forced

Player	Number	VMI	Vandy	Lib	CU	FSU	ARM	BC	LOU	NCSU	UNC	SU	DU	MIZ
Kobie Turner	3	-	-	-	1	1	-	-	-	-	-	-	-	1
Malik Mustapha	2	-	1	1	-	-	-	-	-	-	DNP	DNP	DNP	-
Rondell Bothroyd	2	1	-	-	-	-	-	1	-	DNP	-	-	-	-
JaCorey Johns	1	-	1	-	-	-	-	-	-	-	-	-	-	DNP
Jaylen Hudson	1	-	-	-	-	1	-	-	-	-	DNP	-	-	-
Chase Jones	1	-	-	-	-	-	1	-	-	-	-	-	-	-
Jasheen Davis	1	-	-	1	-	-	-	-	-	-	-	-	-	-
Trey Boll	1	-	-	-	-	-	-	-	1	-	-	-	-	-

Fumbles Recovered

Player	Number	VMI	Vandy	Lib	CU	FSU	ARM	BC	LOU	NCSU	UNC	SU	DU	MIZ
Chase Jones	2	-	-	-	-	1	1	-	-	-	-	-	-	-
Kobie Turner	1	-	1	-	-	-	-	-	-	-	-	-	-	-
Ryan Smenda, Jr.	1	DNP	-	1	-	-	-	-	-	-	-	-	-	-
Chelen Garnes	1	-	1	-	-	-	-	-	-	-	-	-	-	-
Demond Claiborne	1	-	DNP	DNP	-	-	-	-	1	-	-	DNP	-	-
Jasheen Davis	1	-	-	-	-	-	-	1	-	-	-	-	-	-
Will Cobb	1	-	-	-	-	-	-	-	-	-	-	-	-	1
Rondell Bothroyd	1	1	-	-	-	-	-	-	-	DNP	-	-	-	-



2022-23 Wake Forest Football
Passing Game-by-Game
All games

#10 Sam Hartman	Comp	Att	Int	Pct	Yards	TD	Long	Sacked	Effic.
Vanderbilt	18	27	0	66.7	300	4	68	2-6	208.9
Liberty	26	44	2	59.1	325	3	42	3-10	134.5
Clemson	20	29	0	69.0	337	6	46	3-18	234.9
Florida St.	22	34	0	64.7	234	2	22	4-31	141.9
Army West Point	13	19	0	68.4	246	1	46	0-0	194.5
Boston College	25	40	1	62.5	313	5	33	1-6	164.5
Louisville	20	35	3	57.1	271	1	39	7-47	114.5
NC State	29	48	3	60.4	397	2	31	4-20	131.1
North Carolina	18	31	1	58.1	320	4	60	1-14	180.9
Syracuse	30	43	0	69.8	331	4	36	4-16	165.1
Duke	26	42	1	61.9	347	3	33	3-18	150.1
Missouri	23	36	1	63.9	280	3	48	2-9	151.2
Totals	270	428	12	63.1	3701	38	68	34-195	159.4

#12 Mitch Griffis	Comp	Att	Int	Pct	Yards	TD	Long	Sacked	Effic.
VMI	21	29	0	72.4	288	3	33	2-13	190.0
Army West Point	2	3	0	66.7	21	1	13	0-0	235.5
Louisville	6	9	1	66.7	39	1	15	1-7	117.5
Totals	29	41	1	70.7	348	5	33	4-27	177.4

#15 Michael Kern	Comp	Att	Int	Pct	Yards	TD	Long	Sacked	Effic.
VMI	3	4	0	75.0	6	0	6	0-0	87.6
Totals	3	4	0	75.0	6	0	6	0-0	87.6



2022-23 Wake Forest Football
Red-Zone Results
All games

Wake Forest Inside Opponent Red-Zone

Date	Opponent	Score	Times In RZ	Times Scored	Total Pts	Rush TDs	Pass TDs	FGs Made	Failed to score inside RZ						
									FGA	Down	Int	Fumb	Half	Game	
09/01/2022	VMI	W 44-10	5	5	23	2	1	1	3	3	0	0	0	0	0
09/10/2022	at Vanderbilt	W 45-25	5	4	24	3	0	3	1	1	1	0	0	0	0
09/17/2022	Liberty	W 37-36	7	7	37	4	1	3	3	3	0	0	0	0	0
09/24/2022	Clemson	L 45-51	4	4	24	3	0	3	1	1	0	0	0	0	0
10/01/2022	at Florida St.	W 31-21	6	5	31	4	2	2	1	2	0	0	0	0	0
10/08/2022	Army West Point	W 45-10	6	6	38	5	4	1	1	1	0	0	0	0	0
10/22/2022	Boston College	W 43-15	6	6	43	6	1	5	0	0	0	0	0	0	0
10/29/2022	at Louisville	L 21-48	6	3	21	3	1	2	0	0	0	2	0	1	0
11/05/2022	at NC State	L 21-30	2	1	7	1	1	0	0	1	0	0	0	0	0
11/12/2022	North Carolina	L 34-36	4	3	21	3	1	2	0	0	1	0	0	0	0
11/19/2022	Syracuse	W 45-35	6	5	31	4	1	3	1	1	1	0	0	0	0
11/26/2022	at Duke	L 31-34	5	5	31	4	1	3	1	1	0	0	0	0	0
12/23/2022	vs Missouri	W 27-17	5	3	21	3	1	2	0	0	0	1	0	0	1
Totals 57 of 67 (85.1%)			67	57	352	45	15	30	12	14	3	3	0	1	1

Opponents Inside Wake Forest Red-Zone

Date	Opponent	Score	Times In RZ	Times Scored	Total Pts	Rush TDs	Pass TDs	FGs Made	Failed to score inside RZ						
									FGA	Down	Int	Fumb	Half	Game	
09/01/2022	VMI	W 44-10	0	0	0	0	0	0	0	0	0	0	0	0	0
09/10/2022	Vanderbilt	W 45-25	4	4	25	3	1	2	1	1	0	0	0	0	0
09/17/2022	Liberty	W 37-36	2	2	9	1	0	1	1	1	0	0	0	0	0
09/24/2022	Clemson	L 45-51	6	6	34	4	1	3	2	2	0	0	0	0	0
10/01/2022	Florida St.	W 31-21	4	3	21	3	0	3	0	1	0	0	0	0	0
10/08/2022	Army West Point	W 45-10	5	2	10	1	0	1	1	2	0	1	1	0	0
10/22/2022	Boston College	W 43-15	2	2	9	1	1	0	1	1	0	0	0	0	0
10/29/2022	Louisville	L 21-48	5	3	18	2	2	0	1	2	1	0	0	0	0
11/05/2022	NC State	L 21-30	5	5	27	3	0	3	2	2	0	0	0	0	0
11/12/2022	North Carolina	L 34-36	8	6	36	5	2	3	1	1	1	0	0	0	1
11/19/2022	Syracuse	W 45-35	5	3	21	3	3	0	0	2	0	0	0	0	0
11/26/2022	Duke	L 31-34	2	2	10	1	0	1	1	1	0	0	0	0	0
12/23/2022	Missouri	W 27-17	3	3	17	2	1	1	1	1	0	0	0	0	0
Totals 41 of 51 (80.4%)			51	41	237	29	11	18	12	17	2	1	1	0	1



**2022-23 Wake Forest Football
Tackles Breakdown
All games**

All Tackles

Player	Total	Rush	Pass	Sack	KO	Punt	Int	Fumb	FF	Other
Ryan Smenda, Jr.	117	0	0	5.5	0	0	0	0	0	111.5
Chase Jones	74	0	0	6	0	0	0	0	0	68
Chelen Garnes	71	0	0	2	0	0	0	0	0	69
Malik Mustapha	58	0	0	8	0	0	0	0	0	50
Isaiah Wingfield	49	0	0	2	0	0	0	0	0	47
AJ Williams	47	0	0	2	0	0	0	0	0	45
Evan Slocum	45	0	0	2	0	0	0	0	0	43
Jermal Martin, Jr.	38	0	0	2	0	0	0	0	0	36
Kobie Turner	38	0	0	10	0	0	0	0	0	28
Jasheen Davis	33	0	0	14	0	0	0	0	0	19
Dylan Hazen	31	0	0	2	0	0	0	0	0	29
JaCorey Johns	30	0	0	3	0	0	0	0	0	27
Rondell Bothroyd	30	0	0	8	0	0	0	0	0	22
Tyler Williams	26	0	0	6	0	0	0	0	0	20
DaShawn Jones	23	0	0	0.5	0	0	0	0	0	22.5
Gavin Holmes	23	0	0	0	0	0	0	0	0	23
Caelen Carson	22	0	0	1	0	0	0	0	0	21
Quincy Bryant	20	0	0	0.5	0	0	0	0	0	19.5
Brendon Harris	20	0	0	0	0	0	0	0	0	20
J.J. Roberts	20	0	0	0	0	0	0	0	0	20
Jaylen Hudson	20	0	0	1	0	0	0	0	0	19
Dion Bergan, Jr.	19	0	0	1	0	0	0	0	0	18
Kendron Wayman	17	0	0	4.5	0	0	0	0	0	12.5
Kevin Pointer	13	0	0	2.5	0	0	0	0	0	10.5
Zach Ranson	9	0	0	0	0	0	0	0	0	9
Bernard Gooden	7	0	0	1.5	0	0	0	0	0	5.5
Eldrick Robinson II	6	0	0	0	0	0	0	0	0	6
Will Towns	5	0	0	0	0	0	0	0	0	5
Coby Davis	4	0	0	0	0	0	0	0	0	4
Jacobi Gilbert	4	0	0	0	0	0	0	0	0	4
Demond Claiborne	3	0	0	0	0	0	0	0	0	3
BJ Williams	3	0	0	0	0	0	0	0	0	3
Justin Williams	2	0	0	0.5	0	0	0	0	0	1.5
Christian Masterson	2	0	0	0	0	0	0	0	0	2
Ivan Mora	2	0	0	0	0	0	0	0	0	2
Blake Whiteheart	2	0	0	0	0	0	0	0	0	2
Zamari Stevenson	1	0	0	0	0	0	0	0	0	1
Donavon Greene	1	0	0	0	0	0	0	0	0	1
Gavin Ellis	1	0	0	0	0	0	0	0	0	1
Wyatt Crespi	1	0	0	0.5	0	0	0	0	0	0.5
Trey Boll	1	0	0	1	0	0	0	0	0	0
Quinton Cooley	1	0	0	0	0	0	0	0	0	1
A.T. Perry	1	0	0	0	0	0	0	0	0	1
DeVonte Gordon	1	0	0	0	0	0	0	0	0	1
Taylor Morin	1	0	0	0	0	0	0	0	0	1
Ke'Shawn Williams	1	0	0	0	0	0	0	0	0	1
Sean Maginn	1	0	0	0	0	0	0	0	0	1
Total	945	0	0	87	0	0	0	0	0	858



2022-23 Wake Forest Football
Tackles Breakdown
All games

Rushing Tackles

Player	No.
Total	0

Passing Tackles

Player	No.
Total	0

Special Teams Tackles

Player	Total	KO	Punt
Total	0	0	0

Kickoff return Tackles

Player	No.
Total	0

Punt Return Tackles

Player	No.
Total	0



**2022-23 Wake Forest Football
By Quarter Statistics
All games**

3rd-Down Conversions

Date	Opponent	Score	Overall	1st Qtr	2nd Qtr	3rd Qtr	4th Qtr	Overtime
09/01/2022	VMI	W 44-10	8-17 47.1	3-4 75.0	3-7 42.9	1-3 33.3	1-3 33.3	1-1 100.0
09/10/2022	at Vanderbilt	W 45-25	4-12 33.3	1-3 33.3	0-3 0.0	2-3 66.7	1-3 33.3	0-0 0.0
09/17/2022	Liberty	W 37-36	6-16 37.5	2-4 50.0	2-4 50.0	1-4 25.0	1-4 25.0	0-0 0.0
09/24/2022	Clemson	Lot2 45-51	5-12 41.7	0-3 0.0	1-2 50.0	2-2 100.0	1-3 33.3	0-0 0.0
10/01/2022	at Florida St.	W 31-21	10-18 55.6	2-4 50.0	5-7 71.4	0-1 0.0	3-6 50.0	0-0 0.0
10/08/2022	Army West Point	W 45-10	4-9 44.4	1-1 100.0	0-2 0.0	1-2 50.0	2-4 50.0	0-0 0.0
10/22/2022	Boston College	W 43-15	7-12 58.3	0-2 0.0	1-2 50.0	3-4 75.0	3-4 75.0	0-0 0.0
10/29/2022	at Louisville	L 21-48	8-16 50.0	0-2 0.0	4-5 80.0	3-5 60.0	1-4 25.0	0-0 0.0
11/05/2022	at NC State	L 21-30	7-16 43.8	1-4 25.0	4-5 80.0	1-3 33.3	1-4 25.0	0-0 0.0
11/12/2022	North Carolina	L 34-36	3-12 25.0	1-3 33.3	1-5 20.0	0-1 0.0	1-3 33.3	0-0 0.0
11/19/2022	Syracuse	W 45-35	8-15 53.3	4-6 66.7	0-1 0.0	2-4 50.0	2-4 50.0	0-0 0.0
11/26/2022	at Duke	L 31-34	9-15 60.0	3-3 100.0	2-4 50.0	1-3 33.3	3-5 60.0	0-0 0.0
12/23/2022	vs Missouri	W 27-17	6-15 40.0	1-2 50.0	3-7 42.9	1-4 25.0	1-2 50.0	0-0 0.0
Wake Forest			85-185 45.9	19-41 46.3	26-54 48.1	18-39 46.2	21-49 42.9	1-1 100.0
Opponents			83-201 41.3	22-53 41.5	23-55 41.8	24-49 49.0	12-42 28.6	1-1 100.0

4th-Down Conversions

Date	Opponent	Score	Overall	1st Qtr	2nd Qtr	3rd Qtr	4th Qtr	Overtime
09/01/2022	VMI	W 44-10	0-1 0.0	0-0 0.0	0-0 0.0	0-0 0.0	0-1 0.0	0-0 0.0
09/10/2022	at Vanderbilt	W 45-25	1-2 50.0	0-1 0.0	0-0 0.0	0-0 0.0	1-1 100.0	0-0 0.0
09/17/2022	Liberty	W 37-36	1-2 50.0	0-0 0.0	0-0 0.0	0-1 0.0	1-1 100.0	0-0 0.0
09/24/2022	Clemson	Lot2 45-51	0-1 0.0	0-0 0.0	0-0 0.0	0-0 0.0	0-0 0.0	0-0 0.0
10/01/2022	at Florida St.	W 31-21	3-3 100.0	1-1 100.0	1-1 100.0	0-0 0.0	1-1 100.0	0-0 0.0
10/08/2022	Army West Point	W 45-10	1-3 33.3	0-0 0.0	1-2 50.0	0-0 0.0	0-1 0.0	0-0 0.0
10/22/2022	Boston College	W 43-15	1-1 100.0	1-1 100.0	0-0 0.0	0-0 0.0	0-0 0.0	0-0 0.0
10/29/2022	at Louisville	L 21-48	1-4 25.0	0-0 0.0	0-0 0.0	0-1 0.0	1-3 33.3	0-0 0.0
11/05/2022	at NC State	L 21-30	2-4 50.0	0-0 0.0	0-0 0.0	0-1 0.0	2-3 66.7	0-0 0.0
11/12/2022	North Carolina	L 34-36	4-6 66.7	0-0 0.0	3-3 100.0	1-1 100.0	0-2 0.0	0-0 0.0
11/19/2022	Syracuse	W 45-35	1-2 50.0	0-0 0.0	0-1 0.0	1-1 100.0	0-0 0.0	0-0 0.0
11/26/2022	at Duke	L 31-34	0-1 0.0	0-0 0.0	0-0 0.0	0-0 0.0	0-1 0.0	0-0 0.0
12/23/2022	vs Missouri	W 27-17	0-0 0.0	0-0 0.0	0-0 0.0	0-0 0.0	0-0 0.0	0-0 0.0
Wake Forest			15-30 50.0	2-3 66.7	5-7 71.4	2-5 40.0	6-14 42.9	0-0 0.0
Opponents			13-28 46.4	3-4 75.0	2-6 33.3	2-5 40.0	6-13 46.2	0-0 0.0

Time of Possession

Date	Opponent	Score	Overall	1st Qtr	2nd Qtr	3rd Qtr	4th Qtr	Overtime
09/01/2022	VMI	W 44-10	31:47	06:41	11:09	06:41	07:16	00:00
09/10/2022	at Vanderbilt	W 45-25	30:13	04:48	07:11	06:07	12:07	00:00
09/17/2022	Liberty	W 37-36	24:32	04:22	07:09	04:09	08:52	00:00
09/24/2022	Clemson	Lot2 45-51	22:26	05:35	02:58	07:22	06:31	00:00
10/01/2022	at Florida St.	W 31-21	34:32	06:52	11:49	04:48	11:03	00:00
10/08/2022	Army West Point	W 45-10	24:04	04:18	06:56	04:27	08:23	00:00
10/22/2022	Boston College	W 43-15	30:18	05:00	06:19	07:28	11:31	00:00
10/29/2022	at Louisville	L 21-48	33:36	04:21	09:05	09:36	10:34	00:00
11/05/2022	at NC State	L 21-30	26:38	04:50	10:26	03:09	08:13	00:00



2022-23 Wake Forest Football
By Quarter Statistics
All games

Date	Opponent		Score	Overall	1st Qtr	2nd Qtr	3rd Qtr	4th Qtr	Overtime
11/12/2022	North Carolina	L	34-36	26:58	07:25	07:34	04:13	07:46	00:00
11/19/2022	Syracuse	W	45-35	34:53	06:28	08:26	07:13	12:46	00:00
11/26/2022	at Duke	L	31-34	23:10	04:05	08:13	05:01	05:51	00:00
12/23/2022	vs Missouri	W	27-17	27:49	05:31	08:53	05:45	07:40	00:00
Wake Forest			Total	370:56	70:16	106:08	75:59	118:33	00:00
			Avg.	28:32	05:24	08:10	05:51	09:07	00:00
Opponents			Total	413:04	108:42	108:54	98:41	96:47	00:00
			Avg.	31:46	08:22	08:23	07:35	07:27	00:00



2022-23 Wake Forest Football Team Game-by-Game Comparison All games

Opponent	Score	First Downs				Pen	Rushing Number-Yards	Passing		Total Offense Plays-Yards	Return Yards	Turn- Overs
		Total	Rush	Pass	Comp-Att-Int			Yards				
VMI	44-10	24 / 13	7 / 7	16 / 4	1 / 2		41-212 / 32-83	24-33-0 / 19-36-0	294 / 139	74-506 / 68-222	73 / 70	0 / 1
Vanderbilt	45-25	21 / 11	8 / 4	12 / 7	1 / 0		40-151 / 34-113	18-27-0 / 16-26-1	300 / 181	67-451 / 60-294	109 / 64	1 / 3
Liberty	37-36	16 / 22	2 / 8	11 / 12	3 / 2		26-21 / 40-176	26-44-2 / 19-37-3	325 / 258	70-346 / 77-434	56 / 123	2 / 4
Clemson	45-51	28 / 25	9 / 10	13 / 14	6 / 1		39-110 / 45-188	20-29-0 / 26-41-0	337 / 371	68-447 / 86-559	26 / 66	0 / 0
Florida St.	31-21	28 / 21	10 / 6	16 / 14	2 / 1		51-171 / 28-112	22-34-0 / 23-35-0	234 / 281	85-405 / 63-393	0 / 108	0 / 1
Army West Point	45-10	26 / 19	13 / 14	12 / 5	1 / 0		42-221 / 53-225	15-22-0 / 10-21-1	267 / 182	64-488 / 74-407	33 / 47	0 / 2
Boston College	43-15	29 / 15	8 / 6	18 / 9	3 / 0		35-115 / 23-56	25-40-1 / 24-45-0	313 / 259	75-428 / 68-315	29 / 138	2 / 1
Louisville	21-48	29 / 19	12 / 9	14 / 10	3 / 0		46-92 / 38-211	26-44-4 / 18-27-0	310 / 199	90-402 / 65-410	94 / 198	8 / 1
NC State	21-30	22 / 24	1 / 10	19 / 10	2 / 4		25-17 / 41-115	29-48-3 / 18-28-0	397 / 210	73-414 / 69-325	20 / 134	3 / 0
North Carolina	34-36	23 / 30	8 / 10	12 / 19	3 / 1		41-170 / 38-136	18-31-1 / 31-49-0	320 / 448	72-490 / 87-584	43 / 99	1 / 0
Syracuse	45-35	36 / 21	14 / 6	20 / 15	2 / 0		52-204 / 29-120	30-43-0 / 18-32-1	331 / 357	95-535 / 61-477	41 / 165	0 / 1
Duke	31-34	26 / 26	9 / 8	17 / 16	0 / 2		32-106 / 30-116	26-42-1 / 29-41-1	347 / 391	74-453 / 71-507	29 / 120	1 / 1
Missouri	27-17	22 / 22	6 / 7	12 / 13	4 / 2		35-106 / 33-127	23-36-1 / 30-49-0	280 / 230	71-386 / 82-357	0 / 51	1 / 1
Totals	469-368	330 / 268	107 / 105	192 / 148	31 / 15		505-1696 / 464-1778	302-473-13 / 281-467-7	4055 / 3506	978-5751 / 931-5284	553 / 1383	19 / 16

Opponents	3rd Down Conversion	4th Down Conversion	Time of Possession	TOP Margin	Avg			Punting Number-Avg	Penalties		Sacks
					Yds/Rush	Yds/Pass	Yds/Play		Number-Yards	Yards	
VMI	8-17 / 4-18	0-1 / 1-2	31:47 / 28:13	03:34	5.2 / 2.6	8.9 / 3.9	6.8 / 3.3	4-41.3 / 8-40.4	7-69.0 / 4-24.0	3 / 2	
Vanderbilt	4-12 / 2-13	1-2 / 1-1	30:13 / 35:06	-04:53	3.8 / 3.3	11.1 / 7.0	6.7 / 4.9	5-42.2 / 7-45.3	5-31.0 / 3-23.0	1 / 2	
Liberty	6-16 / 4-17	1-2 / 4-5	24:32 / 35:28	-10:56	0.8 / 4.4	7.4 / 7.0	4.9 / 5.6	4-26.8 / 2-42.0	8-71.0 / 5-41.0	5 / 3	
Clemson	5-12 / 16-23	0-1 / 0-0	22:26 / 37:34	-15:08	2.8 / 4.2	11.6 / 9.0	6.6 / 6.5	5-40.4 / 4-32.8	3-45.0 / 10-120.0	2 / 3	
Florida St.	10-18 / 4-11	3-3 / 1-1	34:32 / 25:28	09:04	3.4 / 4.0	6.9 / 8.0	4.8 / 6.2	3-38.3 / 4-42.3	4-40.0 / 11-96.0	1 / 4	
Army West Point	4-9 / 8-17	1-3 / 2-4	24:04 / 35:56	-11:52	5.3 / 4.2	12.1 / 8.7	7.6 / 5.5	1-34.0 / 3-37.7	1-5.0 / 6-36.0	3 / 0	
Boston College	7-12 / 6-17	1-1 / 1-3	30:18 / 28:23	01:55	3.3 / 2.4	7.8 / 5.8	5.7 / 4.6	4-49.8 / 7-38.1	3-25.0 / 11-104.0	2 / 2	
Louisville	8-16 / 4-12	1-4 / 0-2	33:36 / 26:24	07:12	2.0 / 5.6	7.0 / 7.4	4.5 / 6.3	4-49.8 / 3-40.3	3-15.0 / 9-95.0	1 / 8	
NC State	7-16 / 6-14	2-4 / 0-0	26:38 / 33:22	-06:44	0.7 / 2.8	8.3 / 7.5	5.7 / 4.7	3-41.0 / 5-43.0	9-74.0 / 6-38.0	3 / 4	
North Carolina	3-12 / 10-16	4-6 / 0-3	26:58 / 33:02	-06:04	4.1 / 3.6	10.3 / 9.1	6.8 / 6.7	3-44.0 / 3-29.7	7-56.0 / 8-78.0	3 / 1	
Syracuse	8-15 / 5-11	1-2 / 1-1	34:53 / 25:07	09:46	3.9 / 4.1	7.7 / 11.2	5.6 / 7.8	4-39.3 / 4-33.3	3-10.0 / 7-49.0	3 / 4	
Duke	9-15 / 6-13	0-1 / 0-1	23:10 / 36:50	-13:40	3.3 / 3.9	8.3 / 9.5	6.1 / 7.1	4-30.0 / 3-43.7	3-24.0 / 5-45.0	1 / 3	
Missouri	6-15 / 8-19	0-0 / 2-5	27:49 / 32:11	-04:22	3.0 / 3.8	7.8 / 4.7	5.4 / 4.4	7-32.0 / 5-38.6	6-58.0 / 9-85.0	4 / 2	
Totals	85-185 / 83-201	15-30 / 13-28	370:56 / 413:04	-42:08	3.4 / 3.8	8.6 / 7.5	5.9 / 5.7	51-39.0 / 58-39.4	62-523.0 / 94-834.0	32 / 38	

Note: Game totals are displayed in the format TEAM/OPPONENT for each category



2022-23 Wake Forest Football
Individual Game-by-Game
All games

#56 BALBIS, Mark

Date	Opponent	Rushing				Receiving				Passing				Kick Returns				Punt Returns				all purp		
		no.	yds	td	lg	no.	yds	td	lg	cmp	att	int	yds	td	lg	no.	yds	td	lg	no.	yds		td	lg
10/08/2022	Army West Point	0	0	0	0	0	0	0	0	0	0	0	0	0	0	0	0	0	0	0	0	0	0	0
		0	0	0	0	0	0	0	0	0	0	0	0	0	0	0	0	0	0	0	0	0	0	

Games	Avg/ rush	Avg/ catch	Pass effic	KR avg	PR avg	All purpose avg/game	Total offense avg/game
1	0.0	0.0	0.0	0.0	0.0	0.0	0.0

Date	Opponent	Tackles				Sacks	Fumble	Pass Defense			blkd	PAT attempts			off	
		ua	a	total	tfl-yds	no-yds	ff	fr-yds	int-yds	qbh	brup	kick	kick	rush	rcv	saf
10/08/2022	Army West Point	0	0	0	0	0	0	0	0	0	0	0	0	0	0	0
		0	0	0	0	0	0	0	0	0	0	0	0	0	0	0

Date	Opponent	Punting			Kickoffs			Field Goals	
		no.	yds	tb	no.	yds	tb	made	att
10/08/2022	Army West Point	0	0	0	0	0	0	0	0
		0	0	0	0	0	0	0	0



**2022-23 Wake Forest Football
Individual Game-by-Game
All games**

#80 BANKS, Jahmal

Date	Opponent	Rushing				Receiving				Passing				Kick Returns				Punt Returns				all purp		
		no.	yds	td	lg	no.	yds	td	lg	cmp	att	int	yds	td	lg	no.	yds	td	lg	no.	yds		td	lg
09/01/2022	VMI	0	0	0	0	1	14	1	14	0	0	0	0	0	0	0	0	0	0	0	0	0	0	14
09/10/2022	at Vanderbilt	0	0	0	0	2	28	0	14	0	0	0	0	0	0	0	0	0	0	0	0	0	0	28
09/17/2022	Liberty	0	0	0	0	6	55	2	16	0	0	0	0	0	0	0	0	0	0	0	0	0	0	55
09/24/2022	Clemson	0	0	0	0	6	141	2	46	0	0	0	0	0	0	0	0	0	0	0	0	0	0	141
10/01/2022	at Florida St.	0	0	0	0	3	24	0	9	0	0	0	0	0	0	0	0	0	0	0	0	0	0	24
10/08/2022	Army West Point	0	0	0	0	2	44	0	37	0	0	0	0	0	0	0	0	0	0	0	0	0	0	44
10/22/2022	Boston College	0	0	0	0	7	79	2	16	0	0	0	0	0	0	0	0	0	0	0	0	0	0	79
10/29/2022	at Louisville	0	0	0	0	2	23	1	16	0	0	0	0	0	0	0	0	0	0	0	0	0	0	23
11/05/2022	at NC State	0	0	0	0	4	69	0	28	0	0	0	0	0	0	0	0	0	0	0	0	0	0	69
11/12/2022	North Carolina	0	0	0	0	2	22	0	15	0	0	0	0	0	0	0	0	0	0	0	0	0	0	22
11/19/2022	Syracuse	0	0	0	0	4	65	0	36	0	0	0	0	0	0	0	0	0	0	0	0	0	0	65
12/23/2022	vs Missouri	0	0	0	0	3	72	1	48	0	0	0	0	0	0	0	0	0	0	0	0	0	0	72
		0	0	0	0	42	636	9	48	0-0-0	0	0	0	0	0	0	0	0	0	0	0	0	0	0

Games	Avg/ rush	Avg/ catch	Pass effic	KR avg	PR avg	All purpose avg/game	Total offense avg/game
12	0.0	15.1	0.0	0.0	0.0	53.0	0.0

Date	Opponent	Tackles				Sacks	Fumble	Pass Defense			blkd	PAT attempts			off		
		ua	a	total	tfl-yds	no-yds	ff	fr-yds	int-yds	qbh	brup	kick	kick	rush	rcv	saf	pts
09/01/2022	VMI	0	0	0	0.0-0	0-0	0	0-0	0-0	0	0	0	0-0	0	0	0	6
09/10/2022	at Vanderbilt	0	0	0	0.0-0	0-0	0	0-0	0-0	0	0	0	0-0	0	0	0	0
09/17/2022	Liberty	0	0	0	0.0-0	0-0	0	0-0	0-0	0	0	0	0-0	0	0	0	12
09/24/2022	Clemson	0	0	0	0.0-0	0-0	0	0-0	0-0	0	0	0	0-0	0	0	0	12
10/01/2022	at Florida St.	0	0	0	0.0-0	0-0	0	0-0	0-0	0	0	0	0-0	0	0	0	0
10/08/2022	Army West Point	0	0	0	0.0-0	0-0	0	0-0	0-0	0	0	0	0-0	0	0	0	0
10/22/2022	Boston College	0	0	0	0.0-0	0-0	0	0-0	0-0	0	0	0	0-0	0	0	0	12
10/29/2022	at Louisville	0	0	0	0.0-0	0-0	0	0-0	0-0	0	0	0	0-0	0	0	0	6
11/05/2022	at NC State	0	0	0	0.0-0	0-0	0	0-0	0-0	0	0	0	0-0	0	0	0	0
11/12/2022	North Carolina	0	0	0	0.0-0	0-0	0	0-0	0-0	0	0	0	0-0	0	0	0	0
11/19/2022	Syracuse	0	0	0	0.0-0	0-0	0	0-0	0-0	0	0	0	0-0	0	0	0	0
12/23/2022	vs Missouri	0	0	0	0.0-0	0-0	0	0-0	0-0	0	0	0	0-0	0	0	0	6
		0	0	0	0.0-0	0-0	0	0-0	0-0	0	0	0	0-0	0	0	0	54

Date	Opponent	Punting			Kickoffs			Field Goals
		no.	yds	tb	no.	yds	tb	made-att
09/01/2022	VMI	0	0	0	0	0	0	0-0
09/10/2022	at Vanderbilt	0	0	0	0	0	0	0-0
09/17/2022	Liberty	0	0	0	0	0	0	0-0
09/24/2022	Clemson	0	0	0	0	0	0	0-0
10/01/2022	at Florida St.	0	0	0	0	0	0	0-0
10/08/2022	Army West Point	0	0	0	0	0	0	0-0
10/22/2022	Boston College	0	0	0	0	0	0	0-0
10/29/2022	at Louisville	0	0	0	0	0	0	0-0



2022-23 Wake Forest Football
Individual Game-by-Game
All games

Date	Opponent	Punting			Kickoffs			Field Goals made-att
		no.	yds	tb	no.	yds	tb	
11/05/2022	at NC State	0	0	0	0	0	0	0-0
11/12/2022	North Carolina	0	0	0	0	0	0	0-0
11/19/2022	Syracuse	0	0	0	0	0	0	0-0
12/23/2022	vs Missouri	0	0	0	0	0	0	0-0
		0	0	0	0	0	0	0-0



**2022-23 Wake Forest Football
Individual Game-by-Game
All games**

#95 BERGAN, JR., Dion

Date	Opponent	Rushing				Receiving				Passing				Kick Returns				Punt Returns				all purp	
		no.	yds	td	lg	no.	yds	td	lg	cmp	att	int	yds	td	lg	no.	yds	td	lg	no.	yds		td
09/01/2022	VMI	0	0	0	0	0	0	0	0	0	0	0	0	0	0	0	0	0	0	0	0	0	0
09/10/2022	at Vanderbilt	0	0	0	0	0	0	0	0	0	0	0	0	0	0	0	0	0	0	0	0	0	0
09/17/2022	Liberty	0	0	0	0	0	0	0	0	0	0	0	0	0	0	0	0	0	0	0	0	0	0
09/24/2022	Clemson	0	0	0	0	0	0	0	0	0	0	0	0	0	0	0	0	0	0	0	0	0	0
10/01/2022	at Florida St.	0	0	0	0	0	0	0	0	0	0	0	0	0	0	0	0	0	0	0	0	0	0
10/08/2022	Army West Point	0	0	0	0	0	0	0	0	0	0	0	0	0	0	0	0	0	0	0	0	0	0
10/22/2022	Boston College	0	0	0	0	0	0	0	0	0	0	0	0	0	0	0	0	0	0	0	0	0	0
10/29/2022	at Louisville	0	0	0	0	0	0	0	0	0	0	0	0	0	0	0	0	0	0	0	0	0	0
11/05/2022	at NC State	0	0	0	0	0	0	0	0	0	0	0	0	0	0	0	0	0	0	0	0	0	0
11/12/2022	North Carolina	0	0	0	0	0	0	0	0	0	0	0	0	0	0	0	0	0	0	0	0	0	0
11/19/2022	Syracuse	0	0	0	0	0	0	0	0	0	0	0	0	0	0	0	0	0	0	0	0	0	0
11/26/2022	at Duke	0	0	0	0	0	0	0	0	0	0	0	0	0	0	0	0	0	0	0	0	0	0
12/23/2022	vs Missouri	0	0	0	0	0	0	0	0	0	0	0	0	0	0	0	0	0	0	0	0	0	0
		0	0	0	0	0	0	0	0	0	0	0	0	0	0	0	0	0	0	0	0	0	0

Games	Avg/ rush	Avg/ catch	Pass effic	KR avg	PR avg	All purpose avg/game	Total offense avg/game
13	0.0	0.0	0.0	0.0	0.0	0.0	0.0

Date	Opponent	Tackles				Sacks	Fumble	Pass Defense			blkd	PAT attempts			off		
		ua	a	total	tfl-yds	no-yds	ff	fr-yds	int-yds	qbh	brup	kick	kick	rush	rcv	saf	pts
09/01/2022	VMI	0	1	1	0.0-0	0-0	0	0-0	0-0	0	0	0	0-0	0	0	0	0
09/10/2022	at Vanderbilt	1	1	2	0.0-0	0-0	0	0-0	0-0	0	0	0	0-0	0	0	0	0
09/17/2022	Liberty	1	1	2	0.5-1	0-0	0	0-0	0-0	0	0	0	0-0	0	0	0	0
09/24/2022	Clemson	1	4	5	0.0-0	0-0	0	0-0	0-0	0	0	0	0-0	0	0	0	0
10/01/2022	at Florida St.	0	1	1	0.0-0	0-0	0	0-0	0-0	0	0	0	0-0	0	0	0	0
10/08/2022	Army West Point	1	1	2	0.0-0	0-0	0	0-0	0-0	0	0	0	0-0	0	0	0	0
10/22/2022	Boston College	0	0	0	0.0-0	0-0	0	0-0	0-0	1	0	0	0-0	0	0	0	0
10/29/2022	at Louisville	0	0	0	0.0-0	0-0	0	0-0	0-0	0	0	0	0-0	0	0	0	0
11/05/2022	at NC State	0	0	0	0.0-0	0-0	0	0-0	0-0	0	0	0	0-0	0	0	0	0
11/12/2022	North Carolina	1	1	2	0.0-0	0-0	0	0-0	0-0	0	0	0	0-0	0	0	0	0
11/19/2022	Syracuse	0	2	2	0.0-0	0-0	0	0-0	0-0	0	0	0	0-0	0	0	0	0
11/26/2022	at Duke	0	1	1	0.0-0	0-0	0	0-0	0-0	0	0	0	0-0	0	0	0	0
12/23/2022	vs Missouri	0	1	1	0.5-0	0-0	0	0-0	0-0	0	0	0	0-0	0	0	0	0
		5	14	19	1.0-1	0-0	0	0-0	0-0	1	0	0	0-0	0	0	0	0

Date	Opponent	Punting			Kickoffs			Field Goals	
		no.	yds	tb	no.	yds	tb	made	att
09/01/2022	VMI	0	0	0	0	0	0	0	0
09/10/2022	at Vanderbilt	0	0	0	0	0	0	0	0
09/17/2022	Liberty	0	0	0	0	0	0	0	0
09/24/2022	Clemson	0	0	0	0	0	0	0	0
10/01/2022	at Florida St.	0	0	0	0	0	0	0	0
10/08/2022	Army West Point	0	0	0	0	0	0	0	0



2022-23 Wake Forest Football
Individual Game-by-Game
All games

Date	Opponent	Punting			Kickoffs			Field Goals made-att
		no.	yds	tb	no.	yds	tb	
10/22/2022	Boston College	0	0	0	0	0	0	0-0
10/29/2022	at Louisville	0	0	0	0	0	0	0-0
11/05/2022	at NC State	0	0	0	0	0	0	0-0
11/12/2022	North Carolina	0	0	0	0	0	0	0-0
11/19/2022	Syracuse	0	0	0	0	0	0	0-0
11/26/2022	at Duke	0	0	0	0	0	0	0-0
12/23/2022	vs Missouri	0	0	0	0	0	0	0-0
		0	0	0	0	0	0	0-0



**2022-23 Wake Forest Football
Individual Game-by-Game
All games**

#82 BOLL, Trey

Date	Opponent	Rushing				Receiving				Passing				Kick Returns				Punt Returns				all purp	
		no.	yds	td	lg	no.	yds	td	lg	cmp	att	int	yds	td	lg	no.	yds	td	lg	no.	yds		td
09/01/2022	VMI	0	0	0	0	0	0	0	0	0	0	0	0	0	0	0	0	0	0	0	0	0	0
09/10/2022	at Vanderbilt	0	0	0	0	0	0	0	0	0	0	0	0	0	0	0	0	0	0	0	0	0	0
09/17/2022	Liberty	0	0	0	0	0	0	0	0	0	0	0	0	0	0	0	0	0	0	0	0	0	0
09/24/2022	Clemson	0	0	0	0	0	0	0	0	0	0	0	0	0	0	0	0	0	0	0	0	0	0
10/01/2022	at Florida St.	0	0	0	0	0	0	0	0	0	0	0	0	0	0	0	0	0	0	0	0	0	0
10/08/2022	Army West Point	0	0	0	0	0	0	0	0	0	0	0	0	0	0	0	0	0	0	0	0	0	0
10/22/2022	Boston College	0	0	0	0	0	0	0	0	0	0	0	0	0	0	0	0	0	0	0	0	0	0
10/29/2022	at Louisville	0	0	0	0	1	5	1	5	0	0	0	0	0	0	0	0	0	0	0	0	0	5
11/05/2022	at NC State	0	0	0	0	0	0	0	0	0	0	0	0	0	0	0	0	0	0	0	0	0	0
11/12/2022	North Carolina	0	0	0	0	0	0	0	0	0	0	0	0	0	0	0	0	0	0	0	0	0	0
11/19/2022	Syracuse	0	0	0	0	0	0	0	0	0	0	0	0	0	0	0	0	0	0	0	0	0	0
11/26/2022	at Duke	0	0	0	0	0	0	0	0	0	0	0	0	0	0	0	0	0	0	0	0	0	0
12/23/2022	vs Missouri	0	0	0	0	0	0	0	0	0	0	0	0	0	0	0	0	0	0	0	0	0	0
		0	0	0	0	1	5	1	5	0	0	0	0	0	0	0	0	0	0	0	0	0	0

Games	Avg/ rush	Avg/ catch	Pass effic	KR avg	PR avg	All purpose avg/game	Total offense avg/game
13	0.0	5.0	0.0	0.0	0.0	0.4	0.0

Date	Opponent	Tackles				Sacks	Fumble	Pass Defense			blkd	PAT attempts			off		
		ua	a	total	tfl-yds	no-yds	ff	fr-yds	int-yds	qbh	brup	kick	kick	rush	rcv	saf	pts
09/01/2022	VMI	0	0	0	0.0-0	0-0	0	0-0	0-0	0	0	0	0-0	0	0	0	0
09/10/2022	at Vanderbilt	0	0	0	0.0-0	0-0	0	0-0	0-0	0	0	0	0-0	0	0	0	0
09/17/2022	Liberty	0	0	0	0.0-0	0-0	0	0-0	0-0	0	0	0	0-0	0	0	0	0
09/24/2022	Clemson	0	0	0	0.0-0	0-0	0	0-0	0-0	0	0	0	0-0	0	0	0	0
10/01/2022	at Florida St.	0	0	0	0.0-0	0-0	0	0-0	0-0	0	0	0	0-0	0	0	0	0
10/08/2022	Army West Point	0	0	0	0.0-0	0-0	0	0-0	0-0	0	0	0	0-0	0	0	0	0
10/22/2022	Boston College	0	0	0	0.0-0	0-0	0	0-0	0-0	0	0	0	0-0	0	0	0	0
10/29/2022	at Louisville	1	0	1	1.0-3	0-0	1	0-0	0-0	0	0	0	0-0	0	0	0	6
11/05/2022	at NC State	0	0	0	0.0-0	0-0	0	0-0	0-0	0	0	0	0-0	0	0	0	0
11/12/2022	North Carolina	0	0	0	0.0-0	0-0	0	0-0	0-0	0	0	0	0-0	0	0	0	0
11/19/2022	Syracuse	0	0	0	0.0-0	0-0	0	0-0	0-0	0	0	0	0-0	0	0	0	0
11/26/2022	at Duke	0	0	0	0.0-0	0-0	0	0-0	0-0	0	0	0	0-0	0	0	0	0
12/23/2022	vs Missouri	0	0	0	0.0-0	0-0	0	0-0	0-0	0	0	0	0-0	0	0	0	0
		1	0	1	1.0-3	0-0	1	0-0	0-0	0	0	0	0-0	0	0	0	6

Date	Opponent	Punting			Kickoffs			Field Goals
		no.	yds	tb	no.	yds	tb	made-att
09/01/2022	VMI	0	0	0	0	0	0	0-0
09/10/2022	at Vanderbilt	0	0	0	0	0	0	0-0
09/17/2022	Liberty	0	0	0	0	0	0	0-0
09/24/2022	Clemson	0	0	0	0	0	0	0-0
10/01/2022	at Florida St.	0	0	0	0	0	0	0-0



2022-23 Wake Forest Football
Individual Game-by-Game
All games

Date	Opponent	Punting			Kickoffs			Field Goals made-att
		no.	yds	tb	no.	yds	tb	
10/08/2022	Army West Point	0	0	0	0	0	0	0-0
10/22/2022	Boston College	0	0	0	0	0	0	0-0
10/29/2022	at Louisville	0	0	0	0	0	0	0-0
11/05/2022	at NC State	0	0	0	0	0	0	0-0
11/12/2022	North Carolina	0	0	0	0	0	0	0-0
11/19/2022	Syracuse	0	0	0	0	0	0	0-0
11/26/2022	at Duke	0	0	0	0	0	0	0-0
12/23/2022	vs Missouri	0	0	0	0	0	0	0-0
		0	0	0	0	0	0	0-0



**2022-23 Wake Forest Football
Individual Game-by-Game
All games**

#40 BOTHROYD, Rondell

Date	Opponent	Rushing				Receiving				Passing				Kick Returns				Punt Returns				all purp	
		no.	yds	td	lg	no.	yds	td	lg	cmp	att	int	yds	td	lg	no.	yds	td	lg	no.	yds		td
09/01/2022	VMI	0	0	0	0	0	0	0	0	0	0	0	0	0	0	0	0	0	0	0	0	0	0
09/10/2022	at Vanderbilt	0	0	0	0	0	0	0	0	0	0	0	0	0	0	0	0	0	0	0	0	0	0
09/17/2022	Liberty	0	0	0	0	0	0	0	0	0	0	0	0	0	0	0	0	0	0	0	0	0	0
09/24/2022	Clemson	0	0	0	0	0	0	0	0	0	0	0	0	0	0	0	0	0	0	0	0	0	0
10/01/2022	at Florida St.	0	0	0	0	0	0	0	0	0	0	0	0	0	0	0	0	0	0	0	0	0	0
10/08/2022	Army West Point	0	0	0	0	0	0	0	0	0	0	0	0	0	0	0	0	0	0	0	0	0	0
10/22/2022	Boston College	0	0	0	0	0	0	0	0	0	0	0	0	0	0	0	0	0	0	0	0	0	0
10/29/2022	at Louisville	0	0	0	0	0	0	0	0	0	0	0	0	0	0	0	0	0	0	0	0	0	0
11/12/2022	North Carolina	0	0	0	0	0	0	0	0	0	0	0	0	0	0	0	0	0	0	0	0	0	0
11/19/2022	Syracuse	0	0	0	0	0	0	0	0	0	0	0	0	0	0	0	0	0	0	0	0	0	0
11/26/2022	at Duke	0	0	0	0	0	0	0	0	0	0	0	0	0	0	0	0	0	0	0	0	0	0
12/23/2022	vs Missouri	0	0	0	0	0	0	0	0	0	0	0	0	0	0	0	0	0	0	0	0	0	0
		0	0	0	0	0	0	0	0	0	0	0	0	0	0	0	0	0	0	0	0	0	0

Games	Avg/ rush	Avg/ catch	Pass effic	KR avg	PR avg	All purpose avg/game	Total offense avg/game
12	0.0	0.0	0.0	0.0	0.0	0.0	0.0

Date	Opponent	Tackles			Sacks	Fumble	Pass Defense			blkd	PAT attempts			off			
		ua	a	total	tfl-yds	no-yds	ff	fr-yds	int-yds	qbh	brup	kick	kick	rush	rcv	saf	pts
09/01/2022	VMI	3	0	3	1.0-9	1-9	1	1-0	0-0	1	0	0	0-0	0	0	0	0
09/10/2022	at Vanderbilt	0	5	5	0.0-0	0-0	0	0-0	0-0	1	0	0	0-0	0	0	0	0
09/17/2022	Liberty	3	0	3	1.0-9	1-9	0	0-0	0-0	0	1	0	0-0	0	0	0	0
09/24/2022	Clemson	0	2	2	0.5-1	0.5-1	0	0-0	0-0	3	0	0	0-0	0	0	0	0
10/01/2022	at Florida St.	0	0	0	0.0-0	0-0	0	0-0	0-0	0	1	0	0-0	0	0	0	0
10/08/2022	Army West Point	2	4	6	0.5-3	0.5-3	0	0-0	0-0	0	0	0	0-0	0	0	0	0
10/22/2022	Boston College	2	2	4	2.0-20	2-20	1	0-0	0-0	0	1	0	0-0	0	0	0	0
10/29/2022	at Louisville	1	1	2	0.0-0	0-0	0	0-0	0-0	0	0	0	0-0	0	0	0	0
11/12/2022	North Carolina	1	0	1	1.0-5	0-0	0	0-0	0-0	0	0	0	0-0	0	0	0	0
11/19/2022	Syracuse	0	0	0	0.0-0	0-0	0	0-0	0-0	0	0	0	0-0	0	0	0	0
11/26/2022	at Duke	1	0	1	0.0-0	0-0	0	0-0	0-0	0	0	0	0-0	0	0	0	0
12/23/2022	vs Missouri	2	1	3	2.0-16	1-11	0	0-0	0-0	0	0	0	0-0	0	0	0	0
		15	15	30	8.0-63	6-53	2	1-0	0-0	5	3	0	0-0	0	0	0	0

Date	Opponent	Punting			Kickoffs			Field Goals	
		no.	yds	tb	no.	yds	tb	made	att
09/01/2022	VMI	0	0	0	0	0	0	0	0
09/10/2022	at Vanderbilt	0	0	0	0	0	0	0	0
09/17/2022	Liberty	0	0	0	0	0	0	0	0
09/24/2022	Clemson	0	0	0	0	0	0	0	0
10/01/2022	at Florida St.	0	0	0	0	0	0	0	0
10/08/2022	Army West Point	0	0	0	0	0	0	0	0
10/22/2022	Boston College	0	0	0	0	0	0	0	0
10/29/2022	at Louisville	0	0	0	0	0	0	0	0



2022-23 Wake Forest Football
Individual Game-by-Game
All games

Date	Opponent	Punting			Kickoffs			Field Goals made-att
		no.	yds	tb	no.	yds	tb	
11/12/2022	North Carolina	0	0	0	0	0	0	0-0
11/19/2022	Syracuse	0	0	0	0	0	0	0-0
11/26/2022	at Duke	0	0	0	0	0	0	0-0
12/23/2022	vs Missouri	0	0	0	0	0	0	0-0
		0	0	0	0	0	0	0-0



**2022-23 Wake Forest Football
Individual Game-by-Game
All games**

#26 BRYANT, Quincy

Date	Opponent	Rushing				Receiving				Passing				Kick Returns				Punt Returns				all purp	
		no.	yds	td	lg	no.	yds	td	lg	cmp	att	int	yds	td	lg	no.	yds	td	lg	no.	yds		td
09/01/2022	VMI	0	0	0	0	0	0	0	0	0	0	0	0	0	0	0	0	0	0	0	0	0	0
09/10/2022	at Vanderbilt	0	0	0	0	0	0	0	0	0	0	0	0	0	0	0	0	0	0	0	0	0	0
09/17/2022	Liberty	0	0	0	0	0	0	0	0	0	0	0	0	0	0	0	0	0	0	0	0	0	0
10/01/2022	at Florida St.	0	0	0	0	0	0	0	0	0	0	0	0	0	0	0	0	0	0	0	0	0	0
10/08/2022	Army West Point	0	0	0	0	0	0	0	0	0	0	0	0	0	0	0	0	0	0	0	0	0	0
10/22/2022	Boston College	0	0	0	0	0	0	0	0	0	0	0	0	0	0	0	0	0	0	0	0	0	0
10/29/2022	at Louisville	0	0	0	0	0	0	0	0	0	0	0	0	0	0	0	0	0	0	0	0	0	0
11/05/2022	at NC State	0	0	0	0	0	0	0	0	0	0	0	0	0	0	0	0	0	0	0	0	0	0
11/12/2022	North Carolina	0	0	0	0	0	0	0	0	0	0	0	0	0	0	0	0	0	0	0	0	0	0
11/19/2022	Syracuse	0	0	0	0	0	0	0	0	0	0	0	0	0	0	0	0	0	0	0	0	0	0
11/26/2022	at Duke	0	0	0	0	0	0	0	0	0	0	0	0	0	0	0	0	0	0	0	0	0	0
12/23/2022	vs Missouri	0	0	0	0	0	0	0	0	0	0	0	0	0	0	0	0	0	0	0	0	0	0
		0	0	0	0	0	0	0	0	0	0	0	0	0	0	0	0	0	0	0	0	0	0

Games	Avg/ rush	Avg/ catch	Pass effic	KR avg	PR avg	All purpose avg/game	Total offense avg/game
12	0.0	0.0	0.0	0.0	0.0	0.0	0.0

Date	Opponent	Tackles				Sacks	Fumble	Pass Defense			blkd	PAT attempts			off			
		ua	a	total	tfl-yds	no-yds	ff	fr-yds	int-yds	qbh	brup	kick	kick	rush	rcv	saf	pts	
09/01/2022	VMI	2	1	3	0.0-0	0-0	0	0-0	0-0	0	0	0	0-0	0	0	0	0	0
09/10/2022	at Vanderbilt	0	2	2	0.0-0	0-0	0	0-0	0-0	0	0	0	0-0	0	0	0	0	0
09/17/2022	Liberty	1	0	1	0.0-0	0-0	0	0-0	0-0	0	0	0	0-0	0	0	0	0	0
10/01/2022	at Florida St.	0	0	0	0.0-0	0-0	0	0-0	0-0	0	0	0	0-0	0	0	0	0	0
10/08/2022	Army West Point	4	4	8	0.0-0	0-0	0	0-0	0-0	0	0	0	0-0	0	0	0	0	0
10/22/2022	Boston College	1	0	1	0.0-0	0-0	0	0-0	0-0	0	0	0	0-0	0	0	0	0	0
10/29/2022	at Louisville	0	1	1	0.0-0	0-0	0	0-0	0-0	0	0	0	0-0	0	0	0	0	0
11/05/2022	at NC State	0	1	1	0.5-2	0-0	0	0-0	0-0	0	0	0	0-0	0	0	0	0	0
11/12/2022	North Carolina	1	1	2	0.0-0	0-0	0	0-0	0-0	0	0	0	0-0	0	0	0	0	0
11/19/2022	Syracuse	0	0	0	0.0-0	0-0	0	0-0	0-0	0	0	0	0-0	0	0	0	0	0
11/26/2022	at Duke	1	0	1	0.0-0	0-0	0	0-0	0-0	0	0	0	0-0	0	0	0	0	0
12/23/2022	vs Missouri	0	0	0	0.0-0	0-0	0	0-0	0-0	0	0	0	0-0	0	0	0	0	0
		10	10	20	0.5-2	0-0	0	0-0	0-0	0	0	0	0-0	0	0	0	0	0

Date	Opponent	Punting			Kickoffs			Field Goals	
		no.	yds	tb	no.	yds	tb	made	att
09/01/2022	VMI	0	0	0	0	0	0	0	0
09/10/2022	at Vanderbilt	0	0	0	0	0	0	0	0
09/17/2022	Liberty	0	0	0	0	0	0	0	0
10/01/2022	at Florida St.	0	0	0	0	0	0	0	0
10/08/2022	Army West Point	0	0	0	0	0	0	0	0
10/22/2022	Boston College	0	0	0	0	0	0	0	0
10/29/2022	at Louisville	0	0	0	0	0	0	0	0
11/05/2022	at NC State	0	0	0	0	0	0	0	0



2022-23 Wake Forest Football
Individual Game-by-Game
All games

Date	Opponent	Punting			Kickoffs			Field Goals made-att
		no.	yds	tb	no.	yds	tb	
11/12/2022	North Carolina	0	0	0	0	0	0	0-0
11/19/2022	Syracuse	0	0	0	0	0	0	0-0
11/26/2022	at Duke	0	0	0	0	0	0	0-0
12/23/2022	vs Missouri	0	0	0	0	0	0	0-0
		0	0	0	0	0	0	0-0



**2022-23 Wake Forest Football
Individual Game-by-Game
All games**

#83 BULL, Jaeger

Date	Opponent	Rushing				Receiving				Passing				Kick Returns				Punt Returns				all purp	
		no.	yds	td	lg	no.	yds	td	lg	cmp	att	int	yds	td	lg	no.	yds	td	lg	no.	yds		td
09/01/2022	VMI	0	0	0	0	0	0	0	0	0	0	0	0	0	0	0	0	0	0	0	0	0	0
09/10/2022	at Vanderbilt	0	0	0	0	0	0	0	0	0	0	0	0	0	0	0	0	0	0	0	0	0	0
09/17/2022	Liberty	0	0	0	0	0	0	0	0	0	0	0	0	0	0	0	0	0	0	0	0	0	0
09/24/2022	Clemson	0	0	0	0	0	0	0	0	0	0	0	0	0	0	0	0	0	0	0	0	0	0
10/01/2022	at Florida St.	0	0	0	0	2	17	0	10	0	0	0	0	0	0	0	0	0	0	0	0	0	17
10/08/2022	Army West Point	0	0	0	0	1	8	0	8	0	0	0	0	0	0	0	0	0	0	0	0	0	8
10/22/2022	Boston College	0	0	0	0	0	0	0	0	0	0	0	0	0	0	0	0	0	0	0	0	0	0
10/29/2022	at Louisville	0	0	0	0	0	0	0	0	0	0	0	0	0	0	0	0	0	0	0	0	0	0
11/05/2022	at NC State	0	0	0	0	0	0	0	0	0	0	0	0	0	0	0	0	0	0	0	0	0	0
11/12/2022	North Carolina	0	0	0	0	0	0	0	0	0	0	0	0	0	0	0	0	0	0	0	0	0	0
11/19/2022	Syracuse	0	0	0	0	0	0	0	0	0	0	0	0	0	0	0	0	0	0	0	0	0	0
11/26/2022	at Duke	0	0	0	0	2	18	0	12	0	0	0	0	0	0	0	0	0	0	0	0	0	18
12/23/2022	vs Missouri	0	0	0	0	1	6	0	6	0	0	0	0	0	0	0	0	0	0	0	0	0	6
		0	0	0	0	6	49	0	12	0	0	0	0	0	0	0	0	0	0	0	0	0	0

Games	Avg/ rush	Avg/ catch	Pass effic	KR avg	PR avg	All purpose avg/game	Total offense avg/game
13	0.0	8.2	0.0	0.0	0.0	3.8	0.0

Date	Opponent	Tackles				Sacks	Fumble	Pass Defense			blkd	PAT attempts			off			
		ua	a	total	tfl-yds	no-yds	ff	fr-yds	int-yds	qbh	brup	kick	kick	rush	rcv	saf	pts	
09/01/2022	VMI	0	0	0	0.0-0	0-0	0	0-0	0-0	0	0	0	0-0	0	0	0	0	0
09/10/2022	at Vanderbilt	0	0	0	0.0-0	0-0	0	0-0	0-0	0	0	0	0-0	0	0	0	0	0
09/17/2022	Liberty	0	0	0	0.0-0	0-0	0	0-0	0-0	0	0	0	0-0	0	0	0	0	0
09/24/2022	Clemson	0	0	0	0.0-0	0-0	0	0-0	0-0	0	0	0	0-0	0	0	0	0	0
10/01/2022	at Florida St.	0	0	0	0.0-0	0-0	0	0-0	0-0	0	0	0	0-0	0	0	0	0	0
10/08/2022	Army West Point	0	0	0	0.0-0	0-0	0	0-0	0-0	0	0	0	0-0	0	0	0	0	0
10/22/2022	Boston College	0	0	0	0.0-0	0-0	0	0-0	0-0	0	0	0	0-0	0	0	0	0	0
10/29/2022	at Louisville	0	0	0	0.0-0	0-0	0	0-0	0-0	0	0	0	0-0	0	0	0	0	0
11/05/2022	at NC State	0	0	0	0.0-0	0-0	0	0-0	0-0	0	0	0	0-0	0	0	0	0	0
11/12/2022	North Carolina	0	0	0	0.0-0	0-0	0	0-0	0-0	0	0	0	0-0	0	0	0	0	0
11/19/2022	Syracuse	0	0	0	0.0-0	0-0	0	0-0	0-0	0	0	0	0-0	0	0	0	0	0
11/26/2022	at Duke	0	0	0	0.0-0	0-0	0	0-0	0-0	0	0	0	0-0	0	0	0	0	0
12/23/2022	vs Missouri	0	0	0	0.0-0	0-0	0	0-0	0-0	0	0	0	0-0	0	0	0	0	0
		0	0	0	0.0-0	0-0	0	0-0	0-0	0	0	0	0-0	0	0	0	0	0

Date	Opponent	Punting			Kickoffs			Field Goals	
		no.	yds	tb	no.	yds	tb	made	att
09/01/2022	VMI	0	0	0	0	0	0	0	0
09/10/2022	at Vanderbilt	0	0	0	0	0	0	0	0
09/17/2022	Liberty	0	0	0	0	0	0	0	0
09/24/2022	Clemson	0	0	0	0	0	0	0	0
10/01/2022	at Florida St.	0	0	0	0	0	0	0	0



2022-23 Wake Forest Football
Individual Game-by-Game
All games

Date	Opponent	Punting			Kickoffs			Field Goals made-att
		no.	yds	tb	no.	yds	tb	
10/08/2022	Army West Point	0	0	0	0	0	0	0-0
10/22/2022	Boston College	0	0	0	0	0	0	0-0
10/29/2022	at Louisville	0	0	0	0	0	0	0-0
11/05/2022	at NC State	0	0	0	0	0	0	0-0
11/12/2022	North Carolina	0	0	0	0	0	0	0-0
11/19/2022	Syracuse	0	0	0	0	0	0	0-0
11/26/2022	at Duke	0	0	0	0	0	0	0-0
12/23/2022	vs Missouri	0	0	0	0	0	0	0-0
		0	0	0	0	0	0	0-0



2022-23 Wake Forest Football
Individual Game-by-Game
All games

#30 CARNEY, Tate

Date	Opponent	Rushing				Receiving				Passing				Kick Returns				Punt Returns				all purp		
		no.	yds	td	lg	no.	yds	td	lg	cmp	att	int	yds	td	lg	no.	yds	td	lg	no.	yds		td	lg
11/12/2022	North Carolina	0	0	0	0	0	0	0	0	0	0	0	0	0	0	0	0	0	0	0	0	0	0	0
11/19/2022	Syracuse	0	0	0	0	0	0	0	0	0	0	0	0	0	0	0	0	0	0	0	0	0	0	0
11/26/2022	at Duke	0	0	0	0	0	0	0	0	0	0	0	0	0	0	0	0	0	0	0	0	0	0	0
		0	0	0	0	0	0	0	0	0	0	0	0	0	0	0	0	0	0	0	0	0	0	

Games	Avg/ rush	Avg/ catch	Pass effic	KR avg	PR avg	All purpose avg/game	Total offense avg/game
3	0.0	0.0	0.0	0.0	0.0	0.0	0.0

Date	Opponent	Tackles				Sacks	Fumble	Pass Defense			blkd	PAT attempts			off		
		ua	a	total	tfl-yds	no-yds	ff	fr-yds	int-yds	qbh	brup	kick	kick	rush	rcv	saf	pts
11/12/2022	North Carolina	0	0	0	0.0-0	0-0	0	0-0	0-0	0	0	0	0-0	0	0	0	0
11/19/2022	Syracuse	0	0	0	0.0-0	0-0	0	0-0	0-0	0	0	0	0-0	0	0	0	0
11/26/2022	at Duke	0	0	0	0.0-0	0-0	0	0-0	0-0	0	0	0	0-0	0	0	0	0
		0	0	0	0.0-0	0-0	0	0-0	0-0	0	0	0	0-0	0	0	0	0

Date	Opponent	Punting			Kickoffs			Field Goals	
		no.	yds	tb	no.	yds	tb	made	att
11/12/2022	North Carolina	0	0	0	0	0	0	0	0
11/19/2022	Syracuse	0	0	0	0	0	0	0	0
11/26/2022	at Duke	0	0	0	0	0	0	0	0
		0	0	0	0	0	0	0	0



2022-23 Wake Forest Football
Individual Game-by-Game
All games

#1 CARSON, Caelen

Date	Opponent	Rushing				Receiving				Passing				Kick Returns				Punt Returns				all purp		
		no.	yds	td	lg	no.	yds	td	lg	cmp	att	int	yds	td	lg	no.	yds	td	lg	no.	yds		td	lg
09/01/2022	VMI	0	0	0	0	0	0	0	0	0	0	0	0	0	0	0	0	0	0	0	0	0	0	0
09/10/2022	at Vanderbilt	0	0	0	0	0	0	0	0	0	0	0	0	0	0	0	0	0	0	0	0	0	0	0
09/17/2022	Liberty	0	0	0	0	0	0	0	0	0	0	0	0	0	0	0	0	0	0	0	0	0	0	0
10/29/2022	at Louisville	0	0	0	0	0	0	0	0	0	0	0	0	0	0	0	0	0	0	0	0	0	0	0
11/05/2022	at NC State	0	0	0	0	0	0	0	0	0	0	0	0	0	0	0	0	0	0	0	0	0	0	0
11/12/2022	North Carolina	0	0	0	0	0	0	0	0	0	0	0	0	0	0	0	0	0	0	0	0	0	0	0
11/26/2022	at Duke	0	0	0	0	0	0	0	0	0	0	0	0	0	0	0	0	0	0	0	0	0	0	0
12/23/2022	vs Missouri	0	0	0	0	0	0	0	0	0	0	0	0	0	0	0	0	0	0	0	0	0	0	0
		0	0	0	0	0	0	0	0	0	0	0	0	0	0	0	0	0	0	0	0	0	0	0

Games	Avg/ rush	Avg/ catch	Pass effic	KR avg	PR avg	All purpose avg/game	Total offense avg/game
8	0.0	0.0	0.0	0.0	0.0	0.0	0.0

Date	Opponent	Tackles				Sacks	Fumble	Pass Defense			blkd	PAT attempts			off		
		ua	a	total	tfl-yds	no-yds	ff	fr-yds	int-yds	qbh	brup	kick	kick	rush	rcv	saf	pts
09/01/2022	VMI	1	1	2	0.0-0	0-0	0	0-0	0-0	0	1	0	0-0	0	0	0	0
09/10/2022	at Vanderbilt	1	0	1	1.0-1	0-0	0	0-0	0-0	0	0	0	0-0	0	0	0	0
09/17/2022	Liberty	0	0	0	0.0-0	0-0	0	0-0	0-0	0	2	0	0-0	0	0	0	0
10/29/2022	at Louisville	4	1	5	0.0-0	0-0	0	0-0	0-0	0	1	0	0-0	0	0	0	0
11/05/2022	at NC State	1	0	1	0.0-0	0-0	0	0-0	0-0	0	1	0	0-0	0	0	0	0
11/12/2022	North Carolina	1	0	1	0.0-0	0-0	0	0-0	0-0	0	0	0	0-0	0	0	0	0
11/26/2022	at Duke	4	1	5	0.0-0	0-0	0	0-0	0-0	0	0	0	0-0	0	0	0	0
12/23/2022	vs Missouri	6	1	7	0.0-0	0-0	0	0-0	0-0	0	2	0	0-0	0	0	0	0
		18	4	22	1.0-1	0-0	0	0-0	0-0	0	7	0	0-0	0	0	0	0

Date	Opponent	Punting			Kickoffs			Field Goals	
		no.	yds	tb	no.	yds	tb	made	att
09/01/2022	VMI	0	0	0	0	0	0	0	0
09/10/2022	at Vanderbilt	0	0	0	0	0	0	0	0
09/17/2022	Liberty	0	0	0	0	0	0	0	0
10/29/2022	at Louisville	0	0	0	0	0	0	0	0
11/05/2022	at NC State	0	0	0	0	0	0	0	0
11/12/2022	North Carolina	0	0	0	0	0	0	0	0
11/26/2022	at Duke	0	0	0	0	0	0	0	0
12/23/2022	vs Missouri	0	0	0	0	0	0	0	0
		0	0	0	0	0	0	0	0



**2022-23 Wake Forest Football
Individual Game-by-Game
All games**

#23 CLAIBORNE, Demond

Date	Opponent	Rushing				Receiving				Passing				Kick Returns				Punt Returns				all purp	
		no.	yds	td	lg	no.	yds	td	lg	cmp	att	int	yds	td	lg	no.	yds	td	lg	no.	yds		td
09/01/2022	VMI	6	13	0	7	1	-5	0	0	0	0	0	0	0	0	0	0	0	0	0	0	0	8
09/24/2022	Clemson	0	0	0	0	0	0	0	0	0	0	0	0	0	0	0	0	0	0	0	0	0	0
10/01/2022	at Florida St.	0	0	0	0	0	0	0	0	0	0	0	0	0	0	0	0	0	0	0	0	0	0
10/08/2022	Army West Point	4	9	0	4	0	0	0	0	0	0	0	0	0	0	0	0	0	0	0	0	0	9
10/22/2022	Boston College	2	33	0	32	0	0	0	0	0	0	0	0	0	0	0	0	0	0	0	0	0	33
10/29/2022	at Louisville	2	2	0	3	0	0	0	0	0	0	0	0	0	0	0	0	0	0	0	0	0	2
11/05/2022	at NC State	0	0	0	0	0	0	0	0	0	0	0	0	0	0	0	0	0	0	0	0	0	0
11/12/2022	North Carolina	0	0	0	0	0	0	0	0	0	0	0	0	0	0	0	0	0	0	0	0	0	0
11/26/2022	at Duke	0	0	0	0	0	0	0	0	0	0	0	0	0	0	0	0	0	0	0	0	0	0
12/23/2022	vs Missouri	0	0	0	0	0	0	0	0	0	0	0	0	0	0	0	0	0	0	0	0	0	0
		14	57	0	32	1	-5	0	0	0	0	0	0	0	0	0	0	0	0	0	0	0	57

Games	Avg/ rush	Avg/ catch	Pass effic	KR avg	PR avg	All purpose avg/game	Total offense avg/game
10	4.1	-5.0	0.0	0.0	0.0	5.2	5.7

Date	Opponent	Tackles				Sacks	Fumble	Pass Defense			blkd	PAT attempts			off		
		ua	a	total	tfl-yds	no-yds	ff	fr-yds	int-yds	qbh	brup	kick	kick	rush	rcv	saf	pts
09/01/2022	VMI	0	0	0	0.0-0	0-0	0	0-0	0-0	0	0	0	0-0	0	0	0	0
09/24/2022	Clemson	0	0	0	0.0-0	0-0	0	0-0	0-0	0	0	0	0-0	0	0	0	0
10/01/2022	at Florida St.	0	0	0	0.0-0	0-0	0	0-0	0-0	0	0	0	0-0	0	0	0	0
10/08/2022	Army West Point	0	0	0	0.0-0	0-0	0	0-0	0-0	0	0	0	0-0	0	0	0	0
10/22/2022	Boston College	1	0	1	0.0-0	0-0	0	0-0	0-0	0	0	0	0-0	0	0	0	0
10/29/2022	at Louisville	0	0	0	0.0-0	0-0	0	1-0	0-0	0	0	0	0-0	0	0	0	0
11/05/2022	at NC State	0	0	0	0.0-0	0-0	0	0-0	0-0	0	0	0	0-0	0	0	0	0
11/12/2022	North Carolina	1	0	1	0.0-0	0-0	0	0-0	0-0	0	0	0	0-0	0	0	0	0
11/26/2022	at Duke	0	1	1	0.0-0	0-0	0	0-0	0-0	0	0	0	0-0	0	0	0	0
12/23/2022	vs Missouri	0	0	0	0.0-0	0-0	0	0-0	0-0	0	0	0	0-0	0	0	0	0
		2	1	3	0.0-0	0-0	0	1-0	0-0	0	0	0	0-0	0	0	0	0

Date	Opponent	Punting			Kickoffs			Field Goals	
		no.	yds	tb	no.	yds	tb	made	att
09/01/2022	VMI	0	0	0	0	0	0	0	0
09/24/2022	Clemson	0	0	0	0	0	0	0	0
10/01/2022	at Florida St.	0	0	0	0	0	0	0	0
10/08/2022	Army West Point	0	0	0	0	0	0	0	0
10/22/2022	Boston College	0	0	0	0	0	0	0	0
10/29/2022	at Louisville	0	0	0	0	0	0	0	0
11/05/2022	at NC State	0	0	0	0	0	0	0	0
11/12/2022	North Carolina	0	0	0	0	0	0	0	0
11/26/2022	at Duke	0	0	0	0	0	0	0	0
12/23/2022	vs Missouri	0	0	0	0	0	0	0	0
		0	0	0	0	0	0	0	0-0



**2022-23 Wake Forest Football
Individual Game-by-Game
All games**

#52 CLAPP, Spencer

Date	Opponent	Rushing				Receiving				Passing				Kick Returns				Punt Returns				all purp	
		no.	yds	td	lg	no.	yds	td	lg	cmp	att	int	yds	td	lg	no.	yds	td	lg	no.	yds		td
09/01/2022	VMI	0	0	0	0	0	0	0	0	0	0	0	0	0	0	0	0	0	0	0	0	0	0
09/10/2022	at Vanderbilt	0	0	0	0	0	0	0	0	0	0	0	0	0	0	0	0	0	0	0	0	0	0
09/17/2022	Liberty	0	0	0	0	0	0	0	0	0	0	0	0	0	0	0	0	0	0	0	0	0	0
09/24/2022	Clemson	0	0	0	0	0	0	0	0	0	0	0	0	0	0	0	0	0	0	0	0	0	0
10/01/2022	at Florida St.	0	0	0	0	0	0	0	0	0	0	0	0	0	0	0	0	0	0	0	0	0	0
10/08/2022	Army West Point	0	0	0	0	0	0	0	0	0	0	0	0	0	0	0	0	0	0	0	0	0	0
10/22/2022	Boston College	0	0	0	0	0	0	0	0	0	0	0	0	0	0	0	0	0	0	0	0	0	0
10/29/2022	at Louisville	0	0	0	0	0	0	0	0	0	0	0	0	0	0	0	0	0	0	0	0	0	0
11/05/2022	at NC State	0	0	0	0	0	0	0	0	0	0	0	0	0	0	0	0	0	0	0	0	0	0
11/12/2022	North Carolina	0	0	0	0	0	0	0	0	0	0	0	0	0	0	0	0	0	0	0	0	0	0
11/19/2022	Syracuse	0	0	0	0	0	0	0	0	0	0	0	0	0	0	0	0	0	0	0	0	0	0
11/26/2022	at Duke	0	0	0	0	0	0	0	0	0	0	0	0	0	0	0	0	0	0	0	0	0	0
12/23/2022	vs Missouri	0	0	0	0	0	0	0	0	0	0	0	0	0	0	0	0	0	0	0	0	0	0
		0	0	0	0	0	0	0	0	0	0	0	0	0	0	0	0	0	0	0	0	0	0

Games	Avg/ rush	Avg/ catch	Pass effic	KR avg	PR avg	All purpose avg/game	Total offense avg/game
13	0.0	0.0	0.0	0.0	0.0	0.0	0.0

Date	Opponent	Tackles				Sacks	Fumble	Pass Defense			blkd	PAT attempts			off		
		ua	a	total	tfl-yds	no-yds	ff	fr-yds	int-yds	qbh	brup	kick	kick	rush	rcv	saf	pts
09/01/2022	VMI	0	0	0	0.0-0	0-0	0	0-0	0-0	0	0	0	0-0	0	0	0	0
09/10/2022	at Vanderbilt	0	0	0	0.0-0	0-0	0	0-0	0-0	0	0	0	0-0	0	0	0	0
09/17/2022	Liberty	0	0	0	0.0-0	0-0	0	0-0	0-0	0	0	0	0-0	0	0	0	0
09/24/2022	Clemson	0	0	0	0.0-0	0-0	0	0-0	0-0	0	0	0	0-0	0	0	0	0
10/01/2022	at Florida St.	0	0	0	0.0-0	0-0	0	0-0	0-0	0	0	0	0-0	0	0	0	0
10/08/2022	Army West Point	0	0	0	0.0-0	0-0	0	0-0	0-0	0	0	0	0-0	0	0	0	0
10/22/2022	Boston College	0	0	0	0.0-0	0-0	0	0-0	0-0	0	0	0	0-0	0	0	0	0
10/29/2022	at Louisville	0	0	0	0.0-0	0-0	0	0-0	0-0	0	0	0	0-0	0	0	0	0
11/05/2022	at NC State	0	0	0	0.0-0	0-0	0	0-0	0-0	0	0	0	0-0	0	0	0	0
11/12/2022	North Carolina	0	0	0	0.0-0	0-0	0	0-0	0-0	0	0	0	0-0	0	0	0	0
11/19/2022	Syracuse	0	0	0	0.0-0	0-0	0	0-0	0-0	0	0	0	0-0	0	0	0	0
11/26/2022	at Duke	0	0	0	0.0-0	0-0	0	0-0	0-0	0	0	0	0-0	0	0	0	0
12/23/2022	vs Missouri	0	0	0	0.0-0	0-0	0	0-0	0-0	0	0	0	0-0	0	0	0	0
		0	0	0	0.0-0	0-0	0	0-0	0-0	0	0	0	0-0	0	0	0	0

Date	Opponent	Punting			Kickoffs			Field Goals
		no.	yds	tb	no.	yds	tb	made-att
09/01/2022	VMI	0	0	0	0	0	0	0-0
09/10/2022	at Vanderbilt	0	0	0	0	0	0	0-0
09/17/2022	Liberty	0	0	0	0	0	0	0-0
09/24/2022	Clemson	0	0	0	0	0	0	0-0
10/01/2022	at Florida St.	0	0	0	0	0	0	0-0



2022-23 Wake Forest Football
Individual Game-by-Game
All games

Date	Opponent	Punting			Kickoffs			Field Goals made-att
		no.	yds	tb	no.	yds	tb	
10/08/2022	Army West Point	0	0	0	0	0	0	0-0
10/22/2022	Boston College	0	0	0	0	0	0	0-0
10/29/2022	at Louisville	0	0	0	0	0	0	0-0
11/05/2022	at NC State	0	0	0	0	0	0	0-0
11/12/2022	North Carolina	0	0	0	0	0	0	0-0
11/19/2022	Syracuse	0	0	0	0	0	0	0-0
11/26/2022	at Duke	0	0	0	0	0	0	0-0
12/23/2022	vs Missouri	0	0	0	0	0	0	0-0
		0	0	0	0	0	0	0-0



**2022-23 Wake Forest Football
Individual Game-by-Game
All games**

#32 COBB, Will

Date	Opponent	Rushing				Receiving				Passing				Kick Returns				Punt Returns				all purp	
		no.	yds	td	lg	no.	yds	td	lg	cmp	att	int	yds	td	lg	no.	yds	td	lg	no.	yds		td
09/01/2022	VMI	0	0	0	0	0	0	0	0	0	0	0	0	0	0	0	0	0	0	0	0	0	0
09/10/2022	at Vanderbilt	0	0	0	0	0	0	0	0	0	0	0	0	0	0	0	0	0	0	0	0	0	0
09/17/2022	Liberty	0	0	0	0	0	0	0	0	0	0	0	0	0	0	0	0	0	0	0	0	0	0
09/24/2022	Clemson	0	0	0	0	0	0	0	0	0	0	0	0	0	0	0	0	0	0	0	0	0	0
10/01/2022	at Florida St.	0	0	0	0	0	0	0	0	0	0	0	0	0	0	0	0	0	0	0	0	0	0
10/08/2022	Army West Point	0	0	0	0	0	0	0	0	0	0	0	0	0	0	0	0	0	0	0	0	0	0
10/22/2022	Boston College	0	0	0	0	0	0	0	0	0	0	0	0	0	0	0	0	0	0	0	0	0	0
10/29/2022	at Louisville	0	0	0	0	0	0	0	0	0	0	0	0	0	0	0	0	0	0	0	0	0	0
11/05/2022	at NC State	0	0	0	0	0	0	0	0	0	0	0	0	0	0	0	0	0	0	0	0	0	0
11/12/2022	North Carolina	0	0	0	0	0	0	0	0	0	0	0	0	0	0	0	0	0	0	0	0	0	0
11/19/2022	Syracuse	0	0	0	0	0	0	0	0	0	0	0	0	0	0	0	0	0	0	0	0	0	0
11/26/2022	at Duke	0	0	0	0	0	0	0	0	0	0	0	0	0	0	0	0	0	0	0	0	0	0
12/23/2022	vs Missouri	0	0	0	0	0	0	0	0	0	0	0	0	0	0	0	0	0	0	0	0	0	0
		0	0	0	0	0	0	0	0	0	0	0	0	0	0	0	0	0	0	0	0	0	0

Games	Avg/ rush	Avg/ catch	Pass effic	KR avg	PR avg	All purpose avg/game	Total offense avg/game
13	0.0	0.0	0.0	0.0	0.0	0.0	0.0

Date	Opponent	Tackles				Sacks	Fumble	Pass Defense			blkd	PAT attempts			off		
		ua	a	total	tfl-yds	no-yds	ff	fr-yds	int-yds	qbh	brup	kick	kick	rush	rcv	saf	pts
09/01/2022	VMI	0	0	0	0.0-0	0-0	0	0-0	0-0	0	0	0	0-0	0	0	0	0
09/10/2022	at Vanderbilt	0	0	0	0.0-0	0-0	0	0-0	0-0	0	0	0	0-0	0	0	0	0
09/17/2022	Liberty	0	0	0	0.0-0	0-0	0	0-0	0-0	0	0	0	0-0	0	0	0	0
09/24/2022	Clemson	0	0	0	0.0-0	0-0	0	0-0	0-0	0	0	0	0-0	0	0	0	0
10/01/2022	at Florida St.	0	0	0	0.0-0	0-0	0	0-0	0-0	0	0	0	0-0	0	0	0	0
10/08/2022	Army West Point	0	0	0	0.0-0	0-0	0	0-0	0-0	0	0	0	0-0	0	0	0	0
10/22/2022	Boston College	0	0	0	0.0-0	0-0	0	0-0	0-0	0	0	0	0-0	0	0	0	0
10/29/2022	at Louisville	0	0	0	0.0-0	0-0	0	0-0	0-0	0	0	0	0-0	0	0	0	0
11/05/2022	at NC State	0	0	0	0.0-0	0-0	0	0-0	0-0	0	0	0	0-0	0	0	0	0
11/12/2022	North Carolina	0	0	0	0.0-0	0-0	0	0-0	0-0	0	0	0	0-0	0	0	0	0
11/19/2022	Syracuse	0	0	0	0.0-0	0-0	0	0-0	0-0	0	0	0	0-0	0	0	0	0
11/26/2022	at Duke	0	0	0	0.0-0	0-0	0	0-0	0-0	0	0	0	0-0	0	0	0	0
12/23/2022	vs Missouri	0	0	0	0.0-0	0-0	0	1-0	0-0	0	0	0	0-0	0	0	0	0
		0	0	0	0.0-0	0-0	0	1-0	0-0	0	0	0	0-0	0	0	0	0

Date	Opponent	Punting			Kickoffs			Field Goals
		no.	yds	tb	no.	yds	tb	made-att
09/01/2022	VMI	0	0	0	0	0	0	0-0
09/10/2022	at Vanderbilt	0	0	0	0	0	0	0-0
09/17/2022	Liberty	0	0	0	0	0	0	0-0
09/24/2022	Clemson	0	0	0	0	0	0	0-0
10/01/2022	at Florida St.	0	0	0	0	0	0	0-0



2022-23 Wake Forest Football
Individual Game-by-Game
All games

Date	Opponent	Punting			Kickoffs			Field Goals made-att
		no.	yds	tb	no.	yds	tb	
10/08/2022	Army West Point	0	0	0	0	0	0	0-0
10/22/2022	Boston College	0	0	0	0	0	0	0-0
10/29/2022	at Louisville	0	0	0	0	0	0	0-0
11/05/2022	at NC State	0	0	0	0	0	0	0-0
11/12/2022	North Carolina	0	0	0	0	0	0	0-0
11/19/2022	Syracuse	0	0	0	0	0	0	0-0
11/26/2022	at Duke	0	0	0	0	0	0	0-0
12/23/2022	vs Missouri	0	0	0	0	0	0	0-0
		0	0	0	0	0	0	0-0



**2022-23 Wake Forest Football
Individual Game-by-Game
All games**

#76 COLLINS, Jaydon

Date	Opponent	Rushing				Receiving				Passing				Kick Returns				Punt Returns				all purp	
		no.	yds	td	lg	no.	yds	td	lg	cmp	att	int	yds	td	lg	no.	yds	td	lg	no.	yds		td
09/24/2022	Clemson	0	0	0	0	0	0	0	0	0	0	0	0	0	0	0	0	0	0	0	0	0	0
10/01/2022	at Florida St.	0	0	0	0	0	0	0	0	0	0	0	0	0	0	0	0	0	0	0	0	0	0
10/08/2022	Army West Point	0	0	0	0	0	0	0	0	0	0	0	0	0	0	0	0	0	0	0	0	0	0
10/22/2022	Boston College	0	0	0	0	0	0	0	0	0	0	0	0	0	0	0	0	0	0	0	0	0	0
10/29/2022	at Louisville	0	0	0	0	0	0	0	0	0	0	0	0	0	0	0	0	0	0	0	0	0	0
11/05/2022	at NC State	0	0	0	0	0	0	0	0	0	0	0	0	0	0	0	0	0	0	0	0	0	0
11/12/2022	North Carolina	0	0	0	0	0	0	0	0	0	0	0	0	0	0	0	0	0	0	0	0	0	0
11/19/2022	Syracuse	0	0	0	0	0	0	0	0	0	0	0	0	0	0	0	0	0	0	0	0	0	0
11/26/2022	at Duke	0	0	0	0	0	0	0	0	0	0	0	0	0	0	0	0	0	0	0	0	0	0
12/23/2022	vs Missouri	0	0	0	0	0	0	0	0	0	0	0	0	0	0	0	0	0	0	0	0	0	0
		0	0	0	0	0	0	0	0	0	0	0	0	0	0	0	0	0	0	0	0	0	0

Games	Avg/ rush	Avg/ catch	Pass effic	KR avg	PR avg	All purpose avg/game	Total offense avg/game
10	0.0	0.0	0.0	0.0	0.0	0.0	0.0

Date	Opponent	Tackles				Sacks	Fumble	Pass Defense			blkd	PAT attempts			off			
		ua	a	total	tfl-yds	no-yds	ff	fr-yds	int-yds	qbh	brup	kick	kick	rush	rcv	saf	pts	
09/24/2022	Clemson	0	0	0	0.0-0	0-0	0	0-0	0-0	0	0	0	0-0	0	0	0	0	0
10/01/2022	at Florida St.	0	0	0	0.0-0	0-0	0	0-0	0-0	0	0	0	0-0	0	0	0	0	0
10/08/2022	Army West Point	0	0	0	0.0-0	0-0	0	0-0	0-0	0	0	0	0-0	0	0	0	0	0
10/22/2022	Boston College	0	0	0	0.0-0	0-0	0	0-0	0-0	0	0	0	0-0	0	0	0	0	0
10/29/2022	at Louisville	0	0	0	0.0-0	0-0	0	0-0	0-0	0	0	0	0-0	0	0	0	0	0
11/05/2022	at NC State	0	0	0	0.0-0	0-0	0	0-0	0-0	0	0	0	0-0	0	0	0	0	0
11/12/2022	North Carolina	0	0	0	0.0-0	0-0	0	0-0	0-0	0	0	0	0-0	0	0	0	0	0
11/19/2022	Syracuse	0	0	0	0.0-0	0-0	0	0-0	0-0	0	0	0	0-0	0	0	0	0	0
11/26/2022	at Duke	0	0	0	0.0-0	0-0	0	0-0	0-0	0	0	0	0-0	0	0	0	0	0
12/23/2022	vs Missouri	0	0	0	0.0-0	0-0	0	0-0	0-0	0	0	0	0-0	0	0	0	0	0
		0	0	0	0.0-0	0-0	0	0-0	0-0	0	0	0	0-0	0	0	0	0	0

Date	Opponent	Punting			Kickoffs			Field Goals	
		no.	yds	tb	no.	yds	tb	made	att
09/24/2022	Clemson	0	0	0	0	0	0	0	0
10/01/2022	at Florida St.	0	0	0	0	0	0	0	0
10/08/2022	Army West Point	0	0	0	0	0	0	0	0
10/22/2022	Boston College	0	0	0	0	0	0	0	0
10/29/2022	at Louisville	0	0	0	0	0	0	0	0
11/05/2022	at NC State	0	0	0	0	0	0	0	0
11/12/2022	North Carolina	0	0	0	0	0	0	0	0
11/19/2022	Syracuse	0	0	0	0	0	0	0	0
11/26/2022	at Duke	0	0	0	0	0	0	0	0
12/23/2022	vs Missouri	0	0	0	0	0	0	0	0
		0	0	0	0	0	0	0	0



**2022-23 Wake Forest Football
Individual Game-by-Game
All games**

Page 22/132
as of Jan 11, 2023



**2022-23 Wake Forest Football
Individual Game-by-Game
All games**

#28 COOLEY, Quinton

Date	Opponent	Rushing				Receiving				Passing				Kick Returns				Punt Returns				all purp		
		no.	yds	td	lg	no.	yds	td	lg	cmp	att	int	yds	td	lg	no.	yds	td	lg	no.	yds		td	lg
09/01/2022	VMI	4	28	0	11	0	0	0	0	0	0	0	0	0	0	0	0	0	0	0	0	0	0	28
09/10/2022	at Vanderbilt	9	57	1	24	0	0	0	0	0	0	0	0	0	0	0	0	0	0	0	0	0	0	57
09/17/2022	Liberty	1	4	0	4	0	0	0	0	0	0	0	0	0	0	0	0	0	0	0	0	0	0	4
10/01/2022	at Florida St.	0	0	0	0	0	0	0	0	0	0	0	0	0	0	0	0	0	0	0	0	0	0	0
10/08/2022	Army West Point	5	15	1	5	0	0	0	0	0	0	0	0	0	0	0	0	0	0	0	0	0	0	15
10/22/2022	Boston College	7	15	0	9	1	10	0	10	0	0	0	0	0	0	0	0	0	0	0	0	0	0	25
10/29/2022	at Louisville	2	7	0	5	0	0	0	0	0	0	0	0	0	0	0	0	0	0	0	0	0	0	7
11/05/2022	at NC State	1	3	0	3	0	0	0	0	0	0	0	0	0	0	0	0	0	0	0	0	0	0	3
11/12/2022	North Carolina	6	36	0	16	0	0	0	0	0	0	0	0	0	0	0	0	0	0	0	0	0	0	36
11/19/2022	Syracuse	7	33	1	10	0	0	0	0	0	0	0	0	0	0	0	0	0	0	0	0	0	0	33
11/26/2022	at Duke	5	17	0	5	0	0	0	0	0	0	0	0	0	0	0	0	0	0	0	0	0	0	17
12/23/2022	vs Missouri	4	31	0	19	2	15	0	8	0	0	0	0	0	0	0	0	0	0	0	0	0	0	46
		51	246	3	24	3	25	0	10	0	0	0	0	0	0	0	0	0	0	0	0	0	0	246

Games	Avg/ rush	Avg/ catch	Pass effic	KR avg	PR avg	All purpose avg/game	Total offense avg/game
12	4.8	8.3	0.0	0.0	0.0	22.6	20.5

Date	Opponent	Tackles				Sacks	Fumble	Pass Defense			blkd	PAT attempts			off		
		ua	a	total	tfl-yds	no-yds	ff	fr-yds	int-yds	qbh	brup	kick	kick	rush	rcv	saf	pts
09/01/2022	VMI	0	0	0	0.0-0	0-0	0	0-0	0-0	0	0	0	0-0	0	0	0	0
09/10/2022	at Vanderbilt	0	0	0	0.0-0	0-0	0	0-0	0-0	0	0	0	0-0	0	0	0	6
09/17/2022	Liberty	0	0	0	0.0-0	0-0	0	0-0	0-0	0	0	0	0-0	0	0	0	0
10/01/2022	at Florida St.	0	0	0	0.0-0	0-0	0	0-0	0-0	0	0	0	0-0	0	0	0	0
10/08/2022	Army West Point	0	0	0	0.0-0	0-0	0	0-0	0-0	0	0	0	0-0	0	0	0	6
10/22/2022	Boston College	0	0	0	0.0-0	0-0	0	0-0	0-0	0	0	0	0-0	0	0	0	0
10/29/2022	at Louisville	0	0	0	0.0-0	0-0	0	0-0	0-0	0	0	0	0-0	0	0	0	0
11/05/2022	at NC State	0	0	0	0.0-0	0-0	0	0-0	0-0	0	0	0	0-0	0	0	0	0
11/12/2022	North Carolina	1	0	1	0.0-0	0-0	0	0-0	0-0	0	0	0	0-0	0	0	0	0
11/19/2022	Syracuse	0	0	0	0.0-0	0-0	0	0-0	0-0	0	0	0	0-0	0	0	0	6
11/26/2022	at Duke	0	0	0	0.0-0	0-0	0	0-0	0-0	0	0	0	0-0	0	0	0	0
12/23/2022	vs Missouri	0	0	0	0.0-0	0-0	0	0-0	0-0	0	0	0	0-0	0	0	0	0
		1	0	1	0.0-0	0-0	0	0-0	0-0	0	0	0	0-0	0	0	0	18

Date	Opponent	Punting			Kickoffs			Field Goals
		no.	yds	tb	no.	yds	tb	made-att
09/01/2022	VMI	0	0	0	0	0	0	0-0
09/10/2022	at Vanderbilt	0	0	0	0	0	0	0-0
09/17/2022	Liberty	0	0	0	0	0	0	0-0
10/01/2022	at Florida St.	0	0	0	0	0	0	0-0
10/08/2022	Army West Point	0	0	0	0	0	0	0-0
10/22/2022	Boston College	0	0	0	0	0	0	0-0
10/29/2022	at Louisville	0	0	0	0	0	0	0-0
11/05/2022	at NC State	0	0	0	0	0	0	0-0



2022-23 Wake Forest Football
Individual Game-by-Game
All games

Date	Opponent	Punting			Kickoffs			Field Goals made-att
		no.	yds	tb	no.	yds	tb	
11/12/2022	North Carolina	0	0	0	0	0	0	0-0
11/19/2022	Syracuse	0	0	0	0	0	0	0-0
11/26/2022	at Duke	0	0	0	0	0	0	0-0
12/23/2022	vs Missouri	0	0	0	0	0	0	0-0
		0	0	0	0	0	0	0-0



2022-23 Wake Forest Football
Individual Game-by-Game
All games

#98 CRESPI, Wyatt

Date	Opponent	Rushing				Receiving				Passing				Kick Returns				Punt Returns				all purp		
		no.	yds	td	lg	no.	yds	td	lg	cmp	att	int	yds	td	lg	no.	yds	td	lg	no.	yds		td	lg
09/01/2022	VMI	0	0	0	0	0	0	0	0	0	0	0	0	0	0	0	0	0	0	0	0	0	0	0
10/08/2022	Army West Point	0	0	0	0	0	0	0	0	0	0	0	0	0	0	0	0	0	0	0	0	0	0	0
		0	0	0	0	0	0	0	0	0	0	0	0	0	0	0	0	0	0	0	0	0	0	0

Games	Avg/ rush	Avg/ catch	Pass effic	KR avg	PR avg	All purpose avg/game	Total offense avg/game
2	0.0	0.0	0.0	0.0	0.0	0.0	0.0

Date	Opponent	Tackles				Sacks	Fumble	Pass Defense			blkd	PAT attempts			off		
		ua	a	total	tfl-yds	no-yds	ff	fr-yds	int-yds	qbh	brup	kick	kick	rush	rcv	saf	pts
09/01/2022	VMI	0	1	1	0.5-1	0-0	0	0-0	0-0	0	0	0	0-0	0	0	0	0
10/08/2022	Army West Point	0	0	0	0.0-0	0-0	0	0-0	0-0	0	0	0	0-0	0	0	0	0
		0	1	1	0.5-1	0-0	0	0-0	0-0	0	0	0	0-0	0	0	0	0

Date	Opponent	Punting			Kickoffs			Field Goals	
		no.	yds	tb	no.	yds	tb	made	att
09/01/2022	VMI	0	0	0	0	0	0	0	0
10/08/2022	Army West Point	0	0	0	0	0	0	0	0
		0	0	0	0	0	0	0	0



2022-23 Wake Forest Football
Individual Game-by-Game
All games

#20 DAVIS, Coby

Date	Opponent	Rushing				Receiving				Passing				Kick Returns				Punt Returns				all purp	
		no.	yds	td	lg	no.	yds	td	lg	cmp	att	int	yds	td	lg	no.	yds	td	lg	no.	yds		td
09/01/2022	VMI	0	0	0	0	0	0	0	0	0	0	0	0	0	0	0	0	0	0	0	0	0	0
09/10/2022	at Vanderbilt	0	0	0	0	0	0	0	0	0	0	0	0	0	0	0	0	0	0	0	0	0	31
		0	0	0	0	0	0	0	0	0	0	0	0	0	0	0	0	0	0	0	0	0	0

Games	Avg/ rush	Avg/ catch	Pass effic	KR avg	PR avg	All purpose avg/game	Total offense avg/game
2	0.0	0.0	0.0	0.0	0.0	15.5	0.0

Date	Opponent	Tackles				Sacks	Fumble	Pass Defense			blkd	PAT attempts			off		
		ua	a	total	tfl-yds	no-yds	ff	fr-yds	int-yds	qbh	brup	kick	kick	rush	rcv	saf	pts
09/01/2022	VMI	1	0	1	0.0-0	0-0	0	0-0	0-0	0	0	0	0-0	0	0	0	0
09/10/2022	at Vanderbilt	1	2	3	0.0-0	0-0	0	0-0	1-31	0	1	0	0-0	0	0	0	6
		2	2	4	0.0-0	0-0	0	0-0	1-31	0	1	0	0-0	0	0	0	6

Date	Opponent	Punting			Kickoffs			Field Goals	
		no.	yds	tb	no.	yds	tb	made	att
09/01/2022	VMI	0	0	0	0	0	0	0	0
09/10/2022	at Vanderbilt	0	0	0	0	0	0	0	0
		0	0	0	0	0	0	0	0



**2022-23 Wake Forest Football
Individual Game-by-Game
All games**

#30 DAVIS, Jasheen

Date	Opponent	Rushing				Receiving				Passing				Kick Returns				Punt Returns				all purp	
		no.	yds	td	lg	no.	yds	td	lg	cmp	att	int	yds	td	lg	no.	yds	td	lg	no.	yds		td
09/01/2022	VMI	0	0	0	0	0	0	0	0	0	0	0	0	0	0	0	0	0	0	0	0	0	0
09/10/2022	at Vanderbilt	0	0	0	0	0	0	0	0	0	0	0	0	0	0	0	0	0	0	0	0	0	0
09/17/2022	Liberty	0	0	0	0	0	0	0	0	0	0	0	0	0	0	0	0	0	0	0	0	0	0
09/24/2022	Clemson	0	0	0	0	0	0	0	0	0	0	0	0	0	0	0	0	0	0	0	0	0	0
10/01/2022	at Florida St.	0	0	0	0	0	0	0	0	0	0	0	0	0	0	0	0	0	0	0	0	0	0
10/08/2022	Army West Point	0	0	0	0	0	0	0	0	0	0	0	0	0	0	0	0	0	0	0	0	0	0
10/22/2022	Boston College	0	0	0	0	0	0	0	0	0	0	0	0	0	0	0	0	0	0	0	0	0	0
10/29/2022	at Louisville	0	0	0	0	0	0	0	0	0	0	0	0	0	0	0	0	0	0	0	0	0	0
11/05/2022	at NC State	0	0	0	0	0	0	0	0	0	0	0	0	0	0	0	0	0	0	0	0	0	0
11/12/2022	North Carolina	0	0	0	0	0	0	0	0	0	0	0	0	0	0	0	0	0	0	0	0	0	0
11/19/2022	Syracuse	0	0	0	0	0	0	0	0	0	0	0	0	0	0	0	0	0	0	0	0	0	0
11/26/2022	at Duke	0	0	0	0	0	0	0	0	0	0	0	0	0	0	0	0	0	0	0	0	0	0
12/23/2022	vs Missouri	0	0	0	0	0	0	0	0	0	0	0	0	0	0	0	0	0	0	0	0	0	0
		0	0	0	0	0	0	0	0	0	0	0	0	0	0	0	0	0	0	0	0	0	0

Games	Avg/ rush	Avg/ catch	Pass effic	KR avg	PR avg	All purpose avg/game	Total offense avg/game
13	0.0	0.0	0.0	0.0	0.0	0.0	0.0

Date	Opponent	Tackles			Sacks	Fumble	Pass Defense			blkd	PAT attempts		off				
		ua	a	total	tfl-yds	no-yds	ff	fr-yds	int-yds	qbh	brup	kick	kick	rush	rcv	saf	pts
09/01/2022	VMI	0	0	0	0.0-0	0-0	0	0-0	0-0	0	0	0	0-0	0	0	0	0
09/10/2022	at Vanderbilt	0	1	1	0.0-0	0-0	0	0-0	0-0	0	0	0	0-0	0	0	0	0
09/17/2022	Liberty	2	1	3	1.0-6	1-6	1	0-0	0-0	0	0	0	0-0	0	0	0	0
09/24/2022	Clemson	1	5	6	0.0-0	0-0	0	0-0	0-0	0	0	0	0-0	0	0	0	0
10/01/2022	at Florida St.	1	3	4	1.5-8	1-7	0	0-0	0-0	1	0	0	0-0	0	0	0	0
10/08/2022	Army West Point	1	1	2	1.0-5	0-0	0	0-0	0-0	0	0	0	0-0	0	0	0	0
10/22/2022	Boston College	2	1	3	1.5-4	0-0	0	1-2	0-0	1	0	0	0-0	0	0	0	0
10/29/2022	at Louisville	1	0	1	1.0-2	0-0	0	0-0	0-0	0	0	0	0-0	0	0	0	0
11/05/2022	at NC State	2	1	3	2.0-11	1-7	0	0-0	0-0	2	0	0	0-0	0	0	0	0
11/12/2022	North Carolina	2	1	3	2.0-15	2-15	0	0-0	0-0	0	0	0	0-0	0	0	0	0
11/19/2022	Syracuse	4	0	4	3.0-26	1-11	0	0-0	0-0	0	0	0	0-0	0	0	0	0
11/26/2022	at Duke	2	1	3	1.0-7	1-7	0	0-0	0-0	0	0	0	0-0	0	0	0	0
12/23/2022	vs Missouri	0	0	0	0.0-0	0-0	0	0-0	0-0	1	0	0	0-0	0	0	0	0
		18	15	33	14.0-84	7-53	1	1-2	0-0	5	0	0	0-0	0	0	0	0

Date	Opponent	Punting			Kickoffs			Field Goals	
		no.	yds	tb	no.	yds	tb	made	att
09/01/2022	VMI	0	0	0	0	0	0	0	0
09/10/2022	at Vanderbilt	0	0	0	0	0	0	0	0
09/17/2022	Liberty	0	0	0	0	0	0	0	0
09/24/2022	Clemson	0	0	0	0	0	0	0	0
10/01/2022	at Florida St.	0	0	0	0	0	0	0	0
10/08/2022	Army West Point	0	0	0	0	0	0	0	0



2022-23 Wake Forest Football
Individual Game-by-Game
All games

Date	Opponent	Punting			Kickoffs			Field Goals made-att
		no.	yds	tb	no.	yds	tb	
10/22/2022	Boston College	0	0	0	0	0	0	0-0
10/29/2022	at Louisville	0	0	0	0	0	0	0-0
11/05/2022	at NC State	0	0	0	0	0	0	0-0
11/12/2022	North Carolina	0	0	0	0	0	0	0-0
11/19/2022	Syracuse	0	0	0	0	0	0	0-0
11/26/2022	at Duke	0	0	0	0	0	0	0-0
12/23/2022	vs Missouri	0	0	0	0	0	0	0-0
		0	0	0	0	0	0	0-0



**2022-23 Wake Forest Football
Individual Game-by-Game
All games**

#99 DENNIS, Matthew

Date	Opponent	Rushing				Receiving				Passing				Kick Returns				Punt Returns				all purp	
		no.	yds	td	lg	no.	yds	td	lg	cmp	att	int	yds	td	lg	no.	yds	td	lg	no.	yds		td
09/01/2022	VMI	0	0	0	0	0	0	0	0	0	0	0	0	0	0	0	0	0	0	0	0	0	0
09/10/2022	at Vanderbilt	0	0	0	0	0	0	0	0	0	0	0	0	0	0	0	0	0	0	0	0	0	0
09/17/2022	Liberty	0	0	0	0	0	0	0	0	0	0	0	0	0	0	0	0	0	0	0	0	0	0
09/24/2022	Clemson	0	0	0	0	0	0	0	0	0	0	0	0	0	0	0	0	0	0	0	0	0	0
10/01/2022	at Florida St.	0	0	0	0	0	0	0	0	0	0	0	0	0	0	0	0	0	0	0	0	0	0
10/08/2022	Army West Point	0	0	0	0	0	0	0	0	0	0	0	0	0	0	0	0	0	0	0	0	0	0
10/22/2022	Boston College	0	0	0	0	0	0	0	0	0	0	0	0	0	0	0	0	0	0	0	0	0	0
10/29/2022	at Louisville	0	0	0	0	0	0	0	0	0	0	0	0	0	0	0	0	0	0	0	0	0	0
11/05/2022	at NC State	0	0	0	0	0	0	0	0	0	0	0	0	0	0	0	0	0	0	0	0	0	0
11/12/2022	North Carolina	0	0	0	0	0	0	0	0	0	0	0	0	0	0	0	0	0	0	0	0	0	0
11/19/2022	Syracuse	0	0	0	0	0	0	0	0	0	0	0	0	0	0	0	0	0	0	0	0	0	0
11/26/2022	at Duke	0	0	0	0	0	0	0	0	0	0	0	0	0	0	0	0	0	0	0	0	0	0
12/23/2022	vs Missouri	0	0	0	0	0	0	0	0	0	0	0	0	0	0	0	0	0	0	0	0	0	0
		0	0	0	0	0	0	0	0	0	0	0	0	0	0	0	0	0	0	0	0	0	0

Games	Avg/ rush	Avg/ catch	Pass effic	KR avg	PR avg	All purpose avg/game	Total offense avg/game
13	0.0	0.0	0.0	0.0	0.0	0.0	0.0

Date	Opponent	Tackles				Sacks	Fumble	Pass Defense			blkd	PAT attempts			off		
		ua	a	total	tfl-yds	no-yds	ff	fr-yds	int-yds	qbh	brup	kick	kick	rush	rcv	saf	pts
09/01/2022	VMI	0	0	0	0.0-0	0-0	0	0-0	0-0	0	0	0	4-4	0	0	0	13
09/10/2022	at Vanderbilt	0	0	0	0.0-0	0-0	0	0-0	0-0	0	0	0	6-6	0	0	0	9
09/17/2022	Liberty	0	0	0	0.0-0	0-0	0	0-0	0-0	0	0	0	4-4	0	0	0	13
09/24/2022	Clemson	0	0	0	0.0-0	0-0	0	0-0	0-0	0	0	0	6-6	0	0	0	9
10/01/2022	at Florida St.	0	0	0	0.0-0	0-0	0	0-0	0-0	0	0	0	4-4	0	0	0	7
10/08/2022	Army West Point	0	0	0	0.0-0	0-0	0	0-0	0-0	0	0	0	5-5	0	0	0	8
10/22/2022	Boston College	0	0	0	0.0-0	0-0	0	0-0	0-0	0	0	0	5-5	0	0	0	5
10/29/2022	at Louisville	0	0	0	0.0-0	0-0	0	0-0	0-0	0	0	0	2-2	0	0	0	2
11/05/2022	at NC State	0	0	0	0.0-0	0-0	0	0-0	0-0	0	0	0	3-3	0	0	0	3
11/12/2022	North Carolina	0	0	0	0.0-0	0-0	0	0-0	0-0	0	0	0	4-4	0	0	0	4
11/19/2022	Syracuse	0	0	0	0.0-0	0-0	0	0-0	0-0	0	0	0	6-6	0	0	0	9
11/26/2022	at Duke	0	0	0	0.0-0	0-0	0	0-0	0-0	0	0	0	4-4	0	0	0	7
12/23/2022	vs Missouri	0	0	0	0.0-0	0-0	0	0-0	0-0	0	0	0	3-4	0	0	0	3
		0	0	0	0.0-0	0-0	0	0-0	0-0	0	0	0	56-57	0	0	0	92

Date	Opponent	Punting			Kickoffs			Field Goals
		no.	yds	tb	no.	yds	tb	made-att
09/01/2022	VMI	0	0	0	0	0	0	3-3
09/10/2022	at Vanderbilt	0	0	0	0	0	0	1-1
09/17/2022	Liberty	0	0	0	0	0	0	3-3
09/24/2022	Clemson	0	0	0	0	0	0	1-1
10/01/2022	at Florida St.	0	0	0	0	0	0	1-2
10/08/2022	Army West Point	0	0	0	0	0	0	1-1
10/22/2022	Boston College	0	0	0	0	0	0	0-0



2022-23 Wake Forest Football
Individual Game-by-Game
All games

Date	Opponent	Punting			Kickoffs			Field Goals made-att
		no.	yds	tb	no.	yds	tb	
10/29/2022	at Louisville	0	0	0	0	0	0	0-0
11/05/2022	at NC State	0	0	0	0	0	0	0-1
11/12/2022	North Carolina	0	0	0	0	0	0	0-0
11/19/2022	Syracuse	0	0	0	0	0	0	1-1
11/26/2022	at Duke	4	120	0	7	360	0	1-1
12/23/2022	vs Missouri	0	0	0	0	0	0	0-0
		4	120	0	7	360	0	12-14



2022-23 Wake Forest Football
Individual Game-by-Game
All games

#44 DUPONT, Ryan

Date	Opponent	Rushing				Receiving				Passing				Kick Returns				Punt Returns				all purp		
		no.	yds	td	lg	no.	yds	td	lg	cmp	att	int	yds	td	lg	no.	yds	td	lg	no.	yds		td	lg
09/10/2022	at Vanderbilt	0	0	0	0	0	0	0	0	0	0	0	0	0	0	0	0	0	0	0	0	0	0	0
09/17/2022	Liberty	0	0	0	0	0	0	0	0	0	0	0	0	0	0	0	0	0	0	0	0	0	0	0
		0	0	0	0	0	0	0	0	0	0	0	0	0	0	0	0	0	0	0	0	0	0	

Games	Avg/ rush	Avg/ catch	Pass effic	KR avg	PR avg	All purpose avg/game	Total offense avg/game
2	0.0	0.0	0.0	0.0	0.0	0.0	0.0

Date	Opponent	Tackles				Sacks	Fumble	Pass Defense			blkd	PAT attempts			off		
		ua	a	total	tfl-yds	no-yds	ff	fr-yds	int-yds	qbh	brup	kick	kick	rush	rcv	saf	pts
09/10/2022	at Vanderbilt	0	0	0	0.0-0	0-0	0	0-0	0-0	0	0	0	0-0	0	0	0	0
09/17/2022	Liberty	0	0	0	0.0-0	0-0	0	0-0	0-0	0	0	0	0-0	0	0	0	0
		0	0	0	0.0-0	0-0	0	0-0	0-0	0	0	0	0-0	0	0	0	0

Date	Opponent	Punting			Kickoffs			Field Goals	
		no.	yds	tb	no.	yds	tb	made	att
09/10/2022	at Vanderbilt	0	0	0	0	0	0	0	0
09/17/2022	Liberty	0	0	0	0	0	0	0	0
		0	0	0	0	0	0	0	0



**2022-23 Wake Forest Football
Individual Game-by-Game
All games**

#40 ELLIS, Gavin

Date	Opponent	Rushing				Receiving				Passing				Kick Returns				Punt Returns				all purp		
		no.	yds	td	lg	no.	yds	td	lg	cmp	att	int	yds	td	lg	no.	yds	td	lg	no.	yds		td	lg
09/01/2022	VMI	0	0	0	0	0	0	0	0	0	0	0	0	0	0	0	0	0	0	0	0	0	0	0
09/10/2022	at Vanderbilt	0	0	0	0	0	0	0	0	0	0	0	0	0	0	0	0	0	0	0	0	0	0	0
09/17/2022	Liberty	0	0	0	0	0	0	0	0	0	0	0	0	0	0	0	0	0	0	0	0	0	0	0
09/24/2022	Clemson	0	0	0	0	0	0	0	0	0	0	0	0	0	0	0	0	0	0	0	0	0	0	0
10/01/2022	at Florida St.	0	0	0	0	0	0	0	0	0	0	0	0	0	0	0	0	0	0	0	0	0	0	0
10/08/2022	Army West Point	0	0	0	0	0	0	0	0	0	0	0	0	0	0	0	0	0	0	0	0	0	0	0
10/22/2022	Boston College	0	0	0	0	0	0	0	0	0	0	0	0	0	0	0	0	0	0	0	0	0	0	0
10/29/2022	at Louisville	0	0	0	0	0	0	0	0	0	0	0	0	0	0	0	0	0	0	0	0	0	0	0
11/05/2022	at NC State	0	0	0	0	0	0	0	0	0	0	0	0	0	0	0	0	0	0	0	0	0	0	0
11/12/2022	North Carolina	0	0	0	0	0	0	0	0	0	0	0	0	0	0	0	0	0	0	0	0	0	0	0
11/26/2022	at Duke	0	0	0	0	0	0	0	0	0	0	0	0	0	0	0	0	0	0	0	0	0	0	0
12/23/2022	vs Missouri	0	0	0	0	0	0	0	0	0	0	0	0	0	0	0	0	0	0	0	0	0	0	0
		0	0	0	0	0	0	0	0	0	0	0	0	0	0	0	0	0	0	0	0	0	0	0

Games	Avg/ rush	Avg/ catch	Pass effic	KR avg	PR avg	All purpose avg/game	Total offense avg/game
12	0.0	0.0	0.0	0.0	0.0	0.0	0.0

Date	Opponent	Tackles				Sacks	Fumble	Pass Defense			blkd	PAT attempts			off			
		ua	a	total	tfl-yds	no-yds	ff	fr-yds	int-yds	qbh	brup	kick	kick	rush	rcv	saf	pts	
09/01/2022	VMI	0	0	0	0.0-0	0-0	0	0-0	0-0	0	0	0	0-0	0	0	0	0	0
09/10/2022	at Vanderbilt	0	0	0	0.0-0	0-0	0	0-0	0-0	0	0	0	0-0	0	0	0	0	0
09/17/2022	Liberty	0	0	0	0.0-0	0-0	0	0-0	0-0	0	0	0	0-0	0	0	0	0	0
09/24/2022	Clemson	0	0	0	0.0-0	0-0	0	0-0	0-0	0	0	0	0-0	0	0	0	0	0
10/01/2022	at Florida St.	0	0	0	0.0-0	0-0	0	0-0	0-0	0	0	0	0-0	0	0	0	0	0
10/08/2022	Army West Point	0	0	0	0.0-0	0-0	0	0-0	0-0	0	0	0	0-0	0	0	0	0	0
10/22/2022	Boston College	0	0	0	0.0-0	0-0	0	0-0	0-0	0	0	0	0-0	0	0	0	0	0
10/29/2022	at Louisville	0	0	0	0.0-0	0-0	0	0-0	0-0	0	0	0	0-0	0	0	0	0	0
11/05/2022	at NC State	0	0	0	0.0-0	0-0	0	0-0	0-0	0	0	0	0-0	0	0	0	0	0
11/12/2022	North Carolina	0	1	1	0.0-0	0-0	0	0-0	0-0	0	0	0	0-0	0	0	0	0	0
11/26/2022	at Duke	0	0	0	0.0-0	0-0	0	0-0	0-0	0	0	0	0-0	0	0	0	0	0
12/23/2022	vs Missouri	0	0	0	0.0-0	0-0	0	0-0	0-0	0	0	0	0-0	0	0	0	0	0
		0	1	1	0.0-0	0-0	0	0-0	0-0	0	0	0	0-0	0	0	0	0	0

Date	Opponent	Punting			Kickoffs			Field Goals	
		no.	yds	tb	no.	yds	tb	made	att
09/01/2022	VMI	0	0	0	0	0	0	0	0
09/10/2022	at Vanderbilt	0	0	0	0	0	0	0	0
09/17/2022	Liberty	0	0	0	0	0	0	0	0
09/24/2022	Clemson	0	0	0	0	0	0	0	0
10/01/2022	at Florida St.	0	0	0	0	0	0	0	0
10/08/2022	Army West Point	0	0	0	0	0	0	0	0
10/22/2022	Boston College	0	0	0	0	0	0	0	0



2022-23 Wake Forest Football
Individual Game-by-Game
All games

Date	Opponent	Punting			Kickoffs			Field Goals made-att
		no.	yds	tb	no.	yds	tb	
10/29/2022	at Louisville	0	0	0	0	0	0	0-0
11/05/2022	at NC State	0	0	0	0	0	0	0-0
11/12/2022	North Carolina	0	0	0	0	0	0	0-0
11/26/2022	at Duke	0	0	0	0	0	0	0-0
12/23/2022	vs Missouri	0	0	0	0	0	0	0-0
		0	0	0	0	0	0	0-0



**2022-23 Wake Forest Football
Individual Game-by-Game
All games**

#6 ELLISON, Justice

Date	Opponent	Rushing			Receiving				Passing				Kick Returns				Punt Returns				all purp			
		no.	yds	td	lg	no.	yds	td	lg	cmp	att	int	yds	td	lg	no.	yds	td	lg	no.		yds	td	lg
09/01/2022	VMI	13	80	0	45	0	0	0	0	0-0-0	0	0	0	0	0	0	0	0	0	0	0	0	0	80
09/10/2022	at Vanderbilt	11	29	0	11	0	0	0	0	0-0-0	0	0	0	0	0	0	0	0	0	0	0	0	0	29
09/17/2022	Liberty	7	4	1	5	1	-1	0	0	0-0-0	0	0	0	0	0	0	0	0	0	0	0	0	0	3
09/24/2022	Clemson	21	73	0	11	1	22	0	22	0-0-0	0	0	0	0	0	0	0	0	0	0	0	0	0	95
10/01/2022	at Florida St.	18	114	1	35	1	10	0	10	0-0-0	0	0	0	0	0	0	0	0	0	0	0	0	0	124
10/08/2022	Army West Point	11	96	1	18	0	0	0	0	0-0-0	0	0	0	0	0	0	0	0	0	0	0	0	0	96
10/22/2022	Boston College	9	36	0	18	0	0	0	0	0-0-0	0	0	0	0	0	0	0	0	0	0	0	0	0	36
10/29/2022	at Louisville	8	22	1	7	0	0	0	0	0-0-0	0	0	0	0	0	0	0	0	0	0	0	0	0	22
11/05/2022	at NC State	10	-1	0	5	1	18	0	18	0-0-0	0	0	0	0	0	0	0	0	0	0	0	0	0	17
11/12/2022	North Carolina	16	81	0	20	0	0	0	0	0-0-0	0	0	0	0	0	0	0	0	0	0	0	0	0	81
11/19/2022	Syracuse	15	59	0	17	1	7	0	7	0-0-0	0	0	0	1	0	0	0	0	0	0	0	0	0	66
11/26/2022	at Duke	10	42	1	7	0	0	0	0	0-0-0	0	0	0	0	0	0	0	0	0	0	0	0	0	42
12/23/2022	vs Missouri	21	64	1	14	1	6	0	6	0-0-0	0	0	0	0	0	0	0	0	0	0	0	0	0	70
		170	699	6	45	6	62	0	22	0-0-0	0	0	0	1	0	0	0	0	0	0	0	0	0	699

Games	Avg/ rush	Avg/ catch	Pass effic	KR avg	PR avg	All purpose avg/game	Total offense avg/game
13	4.1	10.3	0.0	0.0	0.0	58.5	53.8

Date	Opponent	Tackles			Sacks	Fumble	Pass Defense			blkd	PAT attempts			off			
		ua	a	total	tfl-yds	no-yds	ff	fr-yds	int-yds	qbh	brup	kick	kick	rush	rcv	saf	pts
09/01/2022	VMI	0	0	0	0.0-0	0-0	0	0-0	0-0	0	0	0	0-0	0	0	0	0
09/10/2022	at Vanderbilt	0	0	0	0.0-0	0-0	0	0-0	0-0	0	0	0	0-0	0	0	0	0
09/17/2022	Liberty	0	0	0	0.0-0	0-0	0	0-0	0-0	0	0	0	0-0	0	0	0	6
09/24/2022	Clemson	0	0	0	0.0-0	0-0	0	0-0	0-0	0	0	0	0-0	0	0	0	0
10/01/2022	at Florida St.	0	0	0	0.0-0	0-0	0	0-0	0-0	0	0	0	0-0	0	0	0	6
10/08/2022	Army West Point	0	0	0	0.0-0	0-0	0	0-0	0-0	0	0	0	0-0	0	0	0	6
10/22/2022	Boston College	0	0	0	0.0-0	0-0	0	0-0	0-0	0	0	0	0-0	0	0	0	0
10/29/2022	at Louisville	0	0	0	0.0-0	0-0	0	0-0	0-0	0	0	0	0-0	0	0	0	6
11/05/2022	at NC State	0	0	0	0.0-0	0-0	0	0-0	0-0	0	0	0	0-0	0	0	0	0
11/12/2022	North Carolina	0	0	0	0.0-0	0-0	0	0-0	0-0	0	0	0	0-0	0	0	0	0
11/19/2022	Syracuse	0	0	0	0.0-0	0-0	0	0-0	0-0	0	0	0	0-0	0	0	0	0
11/26/2022	at Duke	0	0	0	0.0-0	0-0	0	0-0	0-0	0	0	0	0-0	0	0	0	6
12/23/2022	vs Missouri	0	0	0	0.0-0	0-0	0	0-0	0-0	0	0	0	0-0	0	0	0	6
		0	0	0	0.0-0	0-0	0	0-0	0-0	0	0	0	0-0	0	0	0	36

Date	Opponent	Punting			Kickoffs			Field Goals	
		no.	yds	tb	no.	yds	tb	made	att
09/01/2022	VMI	0	0	0	0	0	0	0-0	
09/10/2022	at Vanderbilt	0	0	0	0	0	0	0-0	
09/17/2022	Liberty	0	0	0	0	0	0	0-0	
09/24/2022	Clemson	0	0	0	0	0	0	0-0	
10/01/2022	at Florida St.	0	0	0	0	0	0	0-0	
10/08/2022	Army West Point	0	0	0	0	0	0	0-0	



2022-23 Wake Forest Football
Individual Game-by-Game
All games

Date	Opponent	Punting			Kickoffs			Field Goals made-att
		no.	yds	tb	no.	yds	tb	
10/22/2022	Boston College	0	0	0	0	0	0	0-0
10/29/2022	at Louisville	0	0	0	0	0	0	0-0
11/05/2022	at NC State	0	0	0	0	0	0	0-0
11/12/2022	North Carolina	0	0	0	0	0	0	0-0
11/19/2022	Syracuse	0	0	0	0	0	0	0-0
11/26/2022	at Duke	0	0	0	0	0	0	0-0
12/23/2022	vs Missouri	0	0	0	0	0	0	0-0
		0	0	0	0	0	0	0-0



2022-23 Wake Forest Football
Individual Game-by-Game
All games

#71 ELMONUS, CJ

Date	Opponent	Rushing				Receiving				Passing				Kick Returns				Punt Returns				all purp		
		no.	yds	td	lg	no.	yds	td	lg	cmp	att	int	yds	td	lg	no.	yds	td	lg	no.	yds		td	lg
09/01/2022	VMI	0	0	0	0	0	0	0	0	0	0	0	0	0	0	0	0	0	0	0	0	0	0	0
10/08/2022	Army West Point	0	0	0	0	0	0	0	0	0	0	0	0	0	0	0	0	0	0	0	0	0	0	0
10/22/2022	Boston College	0	0	0	0	0	0	0	0	0	0	0	0	0	0	0	0	0	0	0	0	0	0	0
		0	0	0	0	0	0	0	0	0	0	0	0	0	0	0	0	0	0	0	0	0	0	0

Games	Avg/ rush	Avg/ catch	Pass effic	KR avg	PR avg	All purpose avg/game	Total offense avg/game
3	0.0	0.0	0.0	0.0	0.0	0.0	0.0

Date	Opponent	Tackles				Sacks	Fumble	Pass Defense			blkd	PAT attempts			off		
		ua	a	total	tfl-yds	no-yds	ff	fr-yds	int-yds	qbh	brup	kick	kick	rush	rcv	saf	pts
09/01/2022	VMI	0	0	0	0.0-0	0-0	0	0-0	0-0	0	0	0	0-0	0	0	0	0
10/08/2022	Army West Point	0	0	0	0.0-0	0-0	0	0-0	0-0	0	0	0	0-0	0	0	0	0
10/22/2022	Boston College	0	0	0	0.0-0	0-0	0	0-0	0-0	0	0	0	0-0	0	0	0	0
		0	0	0	0.0-0	0-0	0	0-0	0-0	0	0	0	0-0	0	0	0	0

Date	Opponent	Punting			Kickoffs			Field Goals	
		no.	yds	tb	no.	yds	tb	made	att
09/01/2022	VMI	0	0	0	0	0	0	0	0
10/08/2022	Army West Point	0	0	0	0	0	0	0	0
10/22/2022	Boston College	0	0	0	0	0	0	0	0
		0	0	0	0	0	0	0	0



**2022-23 Wake Forest Football
Individual Game-by-Game
All games**

#78 FORBES, Christian

Date	Opponent	Rushing				Receiving				Passing				Kick Returns				Punt Returns				all purp				
		no.	yds	td	lg	no.	yds	td	lg	cmp	att	int	yds	td	lg	no.	yds	td	lg	no.	yds		td	lg		
09/01/2022	VMI	0	0	0	0	0	0	0	0	0-0-0	0	0	0	0	0	0	0	0	0	0	0	0	0	0	0	0
10/08/2022	Army West Point	0	0	0	0	0	0	0	0	0-0-0	0	0	0	0	0	0	0	0	0	0	0	0	0	0	0	0
10/22/2022	Boston College	0	0	0	0	0	0	0	0	0-0-0	0	0	0	0	0	0	0	0	0	0	0	0	0	0	0	0
10/29/2022	at Louisville	0	0	0	0	0	0	0	0	0-0-0	0	0	0	0	0	0	0	0	0	0	0	0	0	0	0	0
		0	0	0	0	0	0	0	0	0-0-0	0	0	0	0	0	0	0	0	0	0	0	0	0	0	0	0

Games	Avg/ rush	Avg/ catch	Pass effic	KR avg	PR avg	All purpose avg/game	Total offense avg/game
4	0.0	0.0	0.0	0.0	0.0	0.0	0.0

Date	Opponent	Tackles				Sacks	Fumble	Pass Defense			blkd	PAT attempts			off		
		ua	a	total	tfl-yds	no-yds	ff	fr	yds	int-yds	qbh	brup	kick	kick	rush	rcv	saf
09/01/2022	VMI	0	0	0	0.0-0	0-0	0	0-0	0-0	0	0	0	0-0	0	0	0	0
10/08/2022	Army West Point	0	0	0	0.0-0	0-0	0	0-0	0-0	0	0	0	0-0	0	0	0	0
10/22/2022	Boston College	0	0	0	0.0-0	0-0	0	0-0	0-0	0	0	0	0-0	0	0	0	0
10/29/2022	at Louisville	0	0	0	0.0-0	0-0	0	0-0	0-0	0	0	0	0-0	0	0	0	0
		0	0	0	0.0-0	0-0	0	0-0	0-0	0	0	0	0-0	0	0	0	0

Date	Opponent	Punting			Kickoffs			Field Goals	
		no.	yds	tb	no.	yds	tb	made	att
09/01/2022	VMI	0	0	0	0	0	0	0-0	
10/08/2022	Army West Point	0	0	0	0	0	0	0-0	
10/22/2022	Boston College	0	0	0	0	0	0	0-0	
10/29/2022	at Louisville	0	0	0	0	0	0	0-0	
		0	0	0	0	0	0	0-0	



**2022-23 Wake Forest Football
Individual Game-by-Game
All games**

#9 GARNES, Chelen

Date	Opponent	Rushing				Receiving				Passing				Kick Returns				Punt Returns				all purp	
		no.	yds	td	lg	no.	yds	td	lg	cmp	att	int	yds	td	lg	no.	yds	td	lg	no.	yds		td
09/01/2022	VMI	0	0	0	0	0	0	0	0	0	0	0	0	0	0	0	0	0	0	0	0	0	0
09/10/2022	at Vanderbilt	0	0	0	0	0	0	0	0	0	0	0	0	0	0	0	0	0	0	0	0	0	0
09/17/2022	Liberty	0	0	0	0	0	0	0	0	0	0	0	0	0	0	0	0	0	0	0	0	0	0
09/24/2022	Clemson	0	0	0	0	0	0	0	0	0	0	0	0	0	0	0	0	0	0	0	0	0	0
10/01/2022	at Florida St.	0	0	0	0	0	0	0	0	0	0	0	0	0	0	0	0	0	0	0	0	0	0
10/08/2022	Army West Point	0	0	0	0	0	0	0	0	0	0	0	0	0	0	0	0	0	0	0	0	0	0
10/22/2022	Boston College	0	0	0	0	0	0	0	0	0	0	0	0	0	0	0	0	0	0	0	0	0	0
10/29/2022	at Louisville	0	0	0	0	0	0	0	0	0	0	0	0	0	0	0	0	0	0	0	0	0	0
11/05/2022	at NC State	0	0	0	0	0	0	0	0	0	0	0	0	0	0	0	0	0	0	0	0	0	0
11/12/2022	North Carolina	0	0	0	0	0	0	0	0	0	0	0	0	0	0	0	0	0	0	0	0	0	0
11/19/2022	Syracuse	0	0	0	0	0	0	0	0	0	0	0	0	0	0	0	0	0	0	0	0	0	0
11/26/2022	at Duke	0	0	0	0	0	0	0	0	0	0	0	0	0	0	0	0	0	0	0	0	0	0
12/23/2022	vs Missouri	0	0	0	0	0	0	0	0	0	0	0	0	0	0	0	0	0	0	0	0	0	0
		0	0	0	0	0	0	0	0	0	0	0	0	0	0	0	0	0	0	0	0	0	0

Games	Avg/ rush	Avg/ catch	Pass effic	KR avg	PR avg	All purpose avg/game	Total offense avg/game
13	0.0	0.0	0.0	0.0	0.0	0.0	0.0

Date	Opponent	Tackles			Sacks	Fumble	Pass Defense			blkd	PAT attempts			off			
		ua	a	total	tfl-yds	no	yds	ff	fr-yds	int-yds	qbh	brup	kick	kick	rush	rcv	saf
09/01/2022	VMI	0	2	2	0.0-0	0-0	0	0-0	0-0	0	0	0	0-0	0	0	0	0
09/10/2022	at Vanderbilt	2	2	4	0.0-0	0-0	0	1-0	0-0	0	2	0	0-0	0	0	0	0
09/17/2022	Liberty	8	4	12	0.0-0	0-0	0	0-0	1-0	0	0	0	0-0	0	0	0	0
09/24/2022	Clemson	5	3	8	0.0-0	0-0	0	0-0	0-0	0	0	0	0-0	0	0	0	0
10/01/2022	at Florida St.	4	0	4	0.0-0	0-0	0	0-0	0-0	0	0	0	0-0	0	0	0	0
10/08/2022	Army West Point	3	2	5	0.0-0	0-0	0	0-0	0-0	0	1	0	0-0	0	0	0	0
10/22/2022	Boston College	3	1	4	0.0-0	0-0	0	0-0	0-0	0	0	0	0-0	0	0	0	0
10/29/2022	at Louisville	3	1	4	0.0-0	0-0	0	0-0	0-0	0	0	0	0-0	0	0	0	0
11/05/2022	at NC State	5	3	8	0.0-0	0-0	0	0-0	0-0	0	0	0	0-0	0	0	0	0
11/12/2022	North Carolina	1	3	4	0.0-0	0-0	0	0-0	0-0	0	0	0	0-0	0	0	0	0
11/19/2022	Syracuse	4	2	6	1.0-12	1-12	0	0-0	0-0	0	0	0	0-0	0	0	0	0
11/26/2022	at Duke	0	4	4	0.0-0	0-0	0	0-0	0-0	0	0	0	0-0	0	0	0	0
12/23/2022	vs Missouri	5	1	6	1.0-6	0-0	0	0-0	0-0	0	0	0	0-0	0	0	0	0
		43	28	71	2.0-18	1-12	0	1-0	1-0	0	3	0	0-0	0	0	0	0

Date	Opponent	Punting			Kickoffs			Field Goals	
		no.	yds	tb	no.	yds	tb	made	att
09/01/2022	VMI	0	0	0	0	0	0	0	0
09/10/2022	at Vanderbilt	0	0	0	0	0	0	0	0
09/17/2022	Liberty	0	0	0	0	0	0	0	0
09/24/2022	Clemson	0	0	0	0	0	0	0	0
10/01/2022	at Florida St.	0	0	0	0	0	0	0	0
10/08/2022	Army West Point	0	0	0	0	0	0	0	0



2022-23 Wake Forest Football
Individual Game-by-Game
All games

Date	Opponent	Punting			Kickoffs			Field Goals made-att
		no.	yds	tb	no.	yds	tb	
10/22/2022	Boston College	0	0	0	0	0	0	0-0
10/29/2022	at Louisville	0	0	0	0	0	0	0-0
11/05/2022	at NC State	0	0	0	0	0	0	0-0
11/12/2022	North Carolina	0	0	0	0	0	0	0-0
11/19/2022	Syracuse	0	0	0	0	0	0	0-0
11/26/2022	at Duke	0	0	0	0	0	0	0-0
12/23/2022	vs Missouri	0	0	0	0	0	0	0-0
		0	0	0	0	0	0	0-0



2022-23 Wake Forest Football
Individual Game-by-Game
All games

#45 GILBERT, Jacobi

Date	Opponent	Rushing				Receiving				Passing				Kick Returns				Punt Returns				all purp		
		no.	yds	td	lg	no.	yds	td	lg	cmp	att	int	yds	td	lg	no.	yds	td	lg	no.	yds		td	lg
11/12/2022	North Carolina	0	0	0	0	0	0	0	0	0	0	0	0	0	0	0	0	0	0	0	0	0	0	0
11/19/2022	Syracuse	0	0	0	0	0	0	0	0	0	0	0	0	0	0	0	0	0	0	0	0	0	0	0
11/26/2022	at Duke	0	0	0	0	0	0	0	0	0	0	0	0	0	0	0	0	0	0	0	0	0	0	0
12/23/2022	vs Missouri	0	0	0	0	0	0	0	0	0	0	0	0	0	0	0	0	0	0	0	0	0	0	0
		0	0	0	0	0	0	0	0	0	0	0	0	0	0	0	0	0	0	0	0	0	0	

Games	Avg/ rush	Avg/ catch	Pass effic	KR avg	PR avg	All purpose avg/game	Total offense avg/game
4	0.0	0.0	0.0	0.0	0.0	0.0	0.0

Date	Opponent	Tackles				Sacks	Fumble	Pass Defense			blkd	PAT attempts			off		
		ua	a	total	tfl-yds	no-yds	ff	fr-yds	int-yds	qbh	brup	kick	kick	rush	rcv	saf	pts
11/12/2022	North Carolina	0	0	0	0.0-0	0-0	0	0-0	0-0	0	0	0	0-0	0	0	0	0
11/19/2022	Syracuse	1	1	2	0.0-0	0-0	0	0-0	0-0	0	0	0	0-0	0	0	0	0
11/26/2022	at Duke	0	1	1	0.0-0	0-0	0	0-0	0-0	0	0	0	0-0	0	0	0	0
12/23/2022	vs Missouri	1	0	1	0.0-0	0-0	0	0-0	0-0	0	0	0	0-0	0	0	0	0
		2	2	4	0.0-0	0-0	0	0-0	0-0	0	0	0	0-0	0	0	0	0

Date	Opponent	Punting			Kickoffs			Field Goals	
		no.	yds	tb	no.	yds	tb	made	att
11/12/2022	North Carolina	0	0	0	0	0	0	0	0
11/19/2022	Syracuse	0	0	0	0	0	0	0	0
11/26/2022	at Duke	0	0	0	0	0	0	0	0
12/23/2022	vs Missouri	0	0	0	0	0	0	0	0
		0	0	0	0	0	0	0	0



**2022-23 Wake Forest Football
Individual Game-by-Game
All games**

#92 GOODEN, Bernard

Date	Opponent	Rushing				Receiving				Passing				Kick Returns				Punt Returns				all purp	
		no.	yds	td	lg	no.	yds	td	lg	cmp	att	int	yds	td	lg	no.	yds	td	lg	no.	yds		td
09/01/2022	VMI	0	0	0	0	0	0	0	0	0	0	0	0	0	0	0	0	0	0	0	0	0	0
09/10/2022	at Vanderbilt	0	0	0	0	0	0	0	0	0	0	0	0	0	0	0	0	0	0	0	0	0	0
09/17/2022	Liberty	0	0	0	0	0	0	0	0	0	0	0	0	0	0	0	0	0	0	0	0	0	0
09/24/2022	Clemson	0	0	0	0	0	0	0	0	0	0	0	0	0	0	0	0	0	0	0	0	0	0
10/01/2022	at Florida St.	0	0	0	0	0	0	0	0	0	0	0	0	0	0	0	0	0	0	0	0	0	0
10/08/2022	Army West Point	0	0	0	0	0	0	0	0	0	0	0	0	0	0	0	0	0	0	0	0	0	0
10/22/2022	Boston College	0	0	0	0	0	0	0	0	0	0	0	0	0	0	0	0	0	0	0	0	0	0
10/29/2022	at Louisville	0	0	0	0	0	0	0	0	0	0	0	0	0	0	0	0	0	0	0	0	0	0
11/05/2022	at NC State	0	0	0	0	0	0	0	0	0	0	0	0	0	0	0	0	0	0	0	0	0	0
11/12/2022	North Carolina	0	0	0	0	0	0	0	0	0	0	0	0	0	0	0	0	0	0	0	0	0	0
11/19/2022	Syracuse	0	0	0	0	0	0	0	0	0	0	0	0	0	0	0	0	0	0	0	0	0	0
12/23/2022	vs Missouri	0	0	0	0	0	0	0	0	0	0	0	0	0	0	0	0	0	0	0	0	0	0
		0	0	0	0	0	0	0	0	0	0	0	0	0	0	0	0	0	0	0	0	0	0

Games	Avg/ rush	Avg/ catch	Pass effic	KR avg	PR avg	All purpose avg/game	Total offense avg/game
12	0.0	0.0	0.0	0.0	0.0	0.0	0.0

Date	Opponent	Tackles				Sacks	Fumble	Pass Defense			blkd	PAT attempts			off			
		ua	a	total	tfl-yds	no-yds	ff	fr-yds	int-yds	qbh	brup	kick	kick	rush	rcv	saf	pts	
09/01/2022	VMI	0	3	3	1.5-6	0.5-3	0	0-0	0-0	1	0	0	0-0	0	0	0	0	0
09/10/2022	at Vanderbilt	0	0	0	0.0-0	0-0	0	0-0	0-0	0	0	0	0-0	0	0	0	0	0
09/17/2022	Liberty	0	0	0	0.0-0	0-0	0	0-0	0-0	0	0	0	0-0	0	0	0	0	0
09/24/2022	Clemson	0	0	0	0.0-0	0-0	0	0-0	0-0	0	0	0	0-0	0	0	0	0	0
10/01/2022	at Florida St.	0	0	0	0.0-0	0-0	0	0-0	0-0	0	0	0	0-0	0	0	0	0	0
10/08/2022	Army West Point	0	0	0	0.0-0	0-0	0	0-0	0-0	0	0	0	0-0	0	0	0	0	0
10/22/2022	Boston College	0	0	0	0.0-0	0-0	0	0-0	0-0	0	0	0	0-0	0	0	0	0	0
10/29/2022	at Louisville	0	2	2	0.0-0	0-0	0	0-0	0-0	0	0	0	0-0	0	0	0	0	0
11/05/2022	at NC State	1	1	2	0.0-0	0-0	0	0-0	0-0	0	0	0	0-0	0	0	0	0	0
11/12/2022	North Carolina	0	0	0	0.0-0	0-0	0	0-0	0-0	0	0	0	0-0	0	0	0	0	0
11/19/2022	Syracuse	0	0	0	0.0-0	0-0	0	0-0	0-0	0	0	0	0-0	0	0	0	0	0
12/23/2022	vs Missouri	0	0	0	0.0-0	0-0	0	0-0	0-0	0	0	0	0-0	0	0	0	0	0
		1	6	7	1.5-6	0.5-3	0	0-0	0-0	1	0	0	0-0	0	0	0	0	0

Date	Opponent	Punting			Kickoffs			Field Goals	
		no.	yds	tb	no.	yds	tb	made	att
09/01/2022	VMI	0	0	0	0	0	0	0	0
09/10/2022	at Vanderbilt	0	0	0	0	0	0	0	0
09/17/2022	Liberty	0	0	0	0	0	0	0	0
09/24/2022	Clemson	0	0	0	0	0	0	0	0
10/01/2022	at Florida St.	0	0	0	0	0	0	0	0
10/08/2022	Army West Point	0	0	0	0	0	0	0	0
10/22/2022	Boston College	0	0	0	0	0	0	0	0



2022-23 Wake Forest Football
Individual Game-by-Game
All games

Date	Opponent	Punting			Kickoffs			Field Goals made-att
		no.	yds	tb	no.	yds	tb	
10/29/2022	at Louisville	0	0	0	0	0	0	0-0
11/05/2022	at NC State	0	0	0	0	0	0	0-0
11/12/2022	North Carolina	0	0	0	0	0	0	0-0
11/19/2022	Syracuse	0	0	0	0	0	0	0-0
12/23/2022	vs Missouri	0	0	0	0	0	0	0-0
		0	0	0	0	0	0	0-0



**2022-23 Wake Forest Football
Individual Game-by-Game
All games**

#62 GORDON, DeVonte

Date	Opponent	Rushing				Receiving				Passing				Kick Returns				Punt Returns				all purp	
		no.	yds	td	lg	no.	yds	td	lg	cmp	att	int	yds	td	lg	no.	yds	td	lg	no.	yds		td
09/01/2022	VMI	0	0	0	0	0	0	0	0	0	0	0	0	0	0	0	0	0	0	0	0	0	0
09/10/2022	at Vanderbilt	0	0	0	0	0	0	0	0	0	0	0	0	0	0	0	0	0	0	0	0	0	0
09/17/2022	Liberty	0	0	0	0	0	0	0	0	0	0	0	0	0	0	0	0	0	0	0	0	0	0
09/24/2022	Clemson	0	0	0	0	0	0	0	0	0	0	0	0	0	0	0	0	0	0	0	0	0	0
10/01/2022	at Florida St.	0	0	0	0	0	0	0	0	0	0	0	0	0	0	0	0	0	0	0	0	0	0
10/08/2022	Army West Point	0	0	0	0	0	0	0	0	0	0	0	0	0	0	0	0	0	0	0	0	0	0
10/22/2022	Boston College	0	0	0	0	0	0	0	0	0	0	0	0	0	0	0	0	0	0	0	0	0	0
10/29/2022	at Louisville	0	0	0	0	0	0	0	0	0	0	0	0	0	0	0	0	0	0	0	0	0	0
11/05/2022	at NC State	0	0	0	0	0	0	0	0	0	0	0	0	0	0	0	0	0	0	0	0	0	0
11/12/2022	North Carolina	0	0	0	0	0	0	0	0	0	0	0	0	0	0	0	0	0	0	0	0	0	0
11/19/2022	Syracuse	0	0	0	0	0	0	0	0	0	0	0	0	0	0	0	0	0	0	0	0	0	0
11/26/2022	at Duke	0	0	0	0	0	0	0	0	0	0	0	0	0	0	0	0	0	0	0	0	0	0
12/23/2022	vs Missouri	0	0	0	0	0	0	0	0	0	0	0	0	0	0	0	0	0	0	0	0	0	0
		0	0	0	0	0	0	0	0	0	0	0	0	0	0	0	0	0	0	0	0	0	0

Games	Avg/ rush	Avg/ catch	Pass effic	KR avg	PR avg	All purpose avg/game	Total offense avg/game
13	0.0	0.0	0.0	0.0	0.0	0.0	0.0

Date	Opponent	Tackles				Sacks	Fumble	Pass Defense			blkd	PAT attempts			off		
		ua	a	total	tfl-yds	no-yds	ff	fr-yds	int-yds	qbh	brup	kick	kick	rush	rcv	saf	pts
09/01/2022	VMI	0	0	0	0.0-0	0-0	0	0-0	0-0	0	0	0	0-0	0	0	0	0
09/10/2022	at Vanderbilt	0	0	0	0.0-0	0-0	0	0-0	0-0	0	0	0	0-0	0	0	0	0
09/17/2022	Liberty	0	0	0	0.0-0	0-0	0	0-0	0-0	0	0	0	0-0	0	0	0	0
09/24/2022	Clemson	0	0	0	0.0-0	0-0	0	0-0	0-0	0	0	0	0-0	0	0	0	0
10/01/2022	at Florida St.	0	0	0	0.0-0	0-0	0	0-0	0-0	0	0	0	0-0	0	0	0	0
10/08/2022	Army West Point	0	0	0	0.0-0	0-0	0	0-0	0-0	0	0	0	0-0	0	0	0	0
10/22/2022	Boston College	0	0	0	0.0-0	0-0	0	0-0	0-0	0	0	0	0-0	0	0	0	0
10/29/2022	at Louisville	1	0	1	0.0-0	0-0	0	0-0	0-0	0	0	0	0-0	0	0	0	0
11/05/2022	at NC State	0	0	0	0.0-0	0-0	0	0-0	0-0	0	0	0	0-0	0	0	0	0
11/12/2022	North Carolina	0	0	0	0.0-0	0-0	0	0-0	0-0	0	0	0	0-0	0	0	0	0
11/19/2022	Syracuse	0	0	0	0.0-0	0-0	0	0-0	0-0	0	0	0	0-0	0	0	0	0
11/26/2022	at Duke	0	0	0	0.0-0	0-0	0	0-0	0-0	0	0	0	0-0	0	0	0	0
12/23/2022	vs Missouri	0	0	0	0.0-0	0-0	0	0-0	0-0	0	0	0	0-0	0	0	0	0
		1	0	1	0.0-0	0-0	0	0-0	0-0	0	0	0	0-0	0	0	0	0

Date	Opponent	Punting			Kickoffs			Field Goals
		no.	yds	tb	no.	yds	tb	made-att
09/01/2022	VMI	0	0	0	0	0	0	0-0
09/10/2022	at Vanderbilt	0	0	0	0	0	0	0-0
09/17/2022	Liberty	0	0	0	0	0	0	0-0
09/24/2022	Clemson	0	0	0	0	0	0	0-0
10/01/2022	at Florida St.	0	0	0	0	0	0	0-0



2022-23 Wake Forest Football
Individual Game-by-Game
All games

Date	Opponent	Punting			Kickoffs			Field Goals made-att
		no.	yds	tb	no.	yds	tb	
10/08/2022	Army West Point	0	0	0	0	0	0	0-0
10/22/2022	Boston College	0	0	0	0	0	0	0-0
10/29/2022	at Louisville	0	0	0	0	0	0	0-0
11/05/2022	at NC State	0	0	0	0	0	0	0-0
11/12/2022	North Carolina	0	0	0	0	0	0	0-0
11/19/2022	Syracuse	0	0	0	0	0	0	0-0
11/26/2022	at Duke	0	0	0	0	0	0	0-0
12/23/2022	vs Missouri	0	0	0	0	0	0	0-0
		0	0	0	0	0	0	0-0



**2022-23 Wake Forest Football
Individual Game-by-Game
All games**

#11 GREENE, Donavon

Date	Opponent	Rushing				Receiving				Passing				Kick Returns				Punt Returns				all purp		
		no.	yds	td	lg	no.	yds	td	lg	cmp	att	int	yds	td	lg	no.	yds	td	lg	no.	yds		td	lg
09/01/2022	VMI	0	0	0	0	5	63	0	20	0	0	0	0	0	0	0	0	0	0	0	0	0	0	63
09/10/2022	at Vanderbilt	0	0	0	0	4	53	0	30	0	0	0	0	0	0	0	0	0	0	0	0	0	0	53
09/17/2022	Liberty	0	0	0	0	3	68	0	41	0	0	0	0	0	0	0	0	0	0	0	0	0	0	68
09/24/2022	Clemson	0	0	0	0	2	53	2	28	0	0	0	0	0	1	21	0	21	0	0	0	0	0	74
10/01/2022	at Florida St.	0	0	0	0	2	29	1	20	0	0	0	0	0	0	0	0	0	0	0	0	0	0	29
10/08/2022	Army West Point	0	0	0	0	2	30	0	17	0	0	0	0	0	0	0	0	0	0	0	0	0	0	30
10/22/2022	Boston College	0	0	0	0	5	64	0	23	0	0	0	0	0	0	0	0	0	0	0	0	0	0	64
10/29/2022	at Louisville	0	0	0	0	3	75	0	39	0	0	0	0	0	0	0	0	0	0	0	0	0	0	75
11/05/2022	at NC State	0	0	0	0	2	40	0	31	0	0	0	0	0	0	0	0	0	0	0	0	0	0	40
11/12/2022	North Carolina	0	0	0	0	4	85	2	60	0	0	0	0	0	0	0	0	0	0	0	0	0	0	85
11/19/2022	Syracuse	0	0	0	0	1	7	0	7	0	0	0	0	0	0	0	0	0	0	0	0	0	0	7
11/26/2022	at Duke	0	0	0	0	3	48	1	33	0	0	0	0	0	0	0	0	0	0	0	0	0	0	48
12/23/2022	vs Missouri	0	0	0	0	1	27	0	27	0	0	0	0	0	0	0	0	0	0	0	0	0	0	27
		0	0	0	0	37	642	6	60	0	0	0	0	0	1	21	0	21	0	0	0	0	0	0

Games	Avg/ rush	Avg/ catch	Pass effic	KR avg	PR avg	All purpose avg/game	Total offense avg/game
13	0.0	17.4	0.0	21.0	0.0	51.0	0.0

Date	Opponent	Tackles				Sacks	Fumble	Pass Defense			blkd	PAT attempts			off			
		ua	a	total	tfl-yds	no-yds	ff	fr-yds	int-yds	qbh	brup	kick	kick	rush	rcv	saf	pts	
09/01/2022	VMI	0	0	0	0.0-0	0-0	0	0-0	0-0	0	0	0	0-0	0	0	0	0	0
09/10/2022	at Vanderbilt	0	0	0	0.0-0	0-0	0	0-0	0-0	0	0	0	0-0	0	0	0	0	0
09/17/2022	Liberty	0	0	0	0.0-0	0-0	0	0-0	0-0	0	0	0	0-0	0	0	0	0	0
09/24/2022	Clemson	0	0	0	0.0-0	0-0	0	0-0	0-0	0	0	0	0-0	0	0	0	0	12
10/01/2022	at Florida St.	0	0	0	0.0-0	0-0	0	0-0	0-0	0	0	0	0-0	0	0	0	0	6
10/08/2022	Army West Point	0	0	0	0.0-0	0-0	0	0-0	0-0	0	0	0	0-0	0	0	0	0	0
10/22/2022	Boston College	0	0	0	0.0-0	0-0	0	0-0	0-0	0	0	0	0-0	0	0	0	0	0
10/29/2022	at Louisville	0	0	0	0.0-0	0-0	0	0-0	0-0	0	0	0	0-0	0	0	0	0	0
11/05/2022	at NC State	1	0	1	0.0-0	0-0	0	0-0	0-0	0	0	0	0-0	0	0	0	0	0
11/12/2022	North Carolina	0	0	0	0.0-0	0-0	0	0-0	0-0	0	0	0	0-0	0	0	0	0	12
11/19/2022	Syracuse	0	0	0	0.0-0	0-0	0	0-0	0-0	0	0	0	0-0	0	0	0	0	0
11/26/2022	at Duke	0	0	0	0.0-0	0-0	0	0-0	0-0	0	0	0	0-0	0	0	0	0	6
12/23/2022	vs Missouri	0	0	0	0.0-0	0-0	0	0-0	0-0	0	0	0	0-0	0	0	0	0	0
		1	0	1	0.0-0	0-0	0	0-0	0-0	0	0	0	0-0	0	0	0	0	36

Date	Opponent	Punting			Kickoffs			Field Goals
		no.	yds	tb	no.	yds	tb	made-att
09/01/2022	VMI	0	0	0	0	0	0	0-0
09/10/2022	at Vanderbilt	0	0	0	0	0	0	0-0
09/17/2022	Liberty	0	0	0	0	0	0	0-0
09/24/2022	Clemson	0	0	0	0	0	0	0-0
10/01/2022	at Florida St.	0	0	0	0	0	0	0-0
10/08/2022	Army West Point	0	0	0	0	0	0	0-0



2022-23 Wake Forest Football
Individual Game-by-Game
All games

Date	Opponent	Punting			Kickoffs			Field Goals made-att
		no.	yds	tb	no.	yds	tb	
10/22/2022	Boston College	0	0	0	0	0	0	0-0
10/29/2022	at Louisville	0	0	0	0	0	0	0-0
11/05/2022	at NC State	0	0	0	0	0	0	0-0
11/12/2022	North Carolina	0	0	0	0	0	0	0-0
11/19/2022	Syracuse	0	0	0	0	0	0	0-0
11/26/2022	at Duke	0	0	0	0	0	0	0-0
12/23/2022	vs Missouri	0	0	0	0	0	0	0-0
		0	0	0	0	0	0	0-0



**2022-23 Wake Forest Football
Individual Game-by-Game
All games**

#12 GRIFFIS, Mitch

Date	Opponent	Rushing				Receiving				Passing				Kick Returns				Punt Returns				all purp		
		no.	yds	td	lg	no.	yds	td	lg	cmp	att	int	yds	td	lg	no.	yds	td	lg	no.	yds		td	lg
09/01/2022	VMI	5	-9	0	4	0	0	0	0	21	29	0	288	3	33	0	0	0	0	0	0	0	0	-9
09/10/2022	at Vanderbilt	0	0	0	0	0	0	0	0	0	0	0	0	0	0	0	0	0	0	0	0	0	0	0
09/24/2022	Clemson	0	0	0	0	0	0	0	0	0	0	0	0	0	0	0	0	0	0	0	0	0	0	0
10/08/2022	Army West Point	3	14	0	5	0	0	0	0	2	3	0	21	1	13	0	0	0	0	0	0	0	0	14
10/22/2022	Boston College	2	-4	0	3	0	0	0	0	0	0	0	0	0	0	0	0	0	0	0	0	0	0	-4
10/29/2022	at Louisville	5	13	0	9	0	0	0	0	6	9	1	39	1	15	0	0	0	0	0	0	0	0	13
		15	14	0	9	0	0	0	0	29	41	1	348	5	33	0	0	0	0	0	0	0	0	362

Games	Avg/ rush	Avg/ catch	Pass effic	KR avg	PR avg	All purpose avg/game	Total offense avg/game
6	0.9	0.0	177.4	0.0	0.0	2.3	60.3

Date	Opponent	Tackles				Sacks	Fumble	Pass Defense			blkd	PAT attempts			off		
		ua	a	total	tfl-yds	no-yds	ff	fr-yds	int-yds	qbh	brup	kick	kick	rush	rcv	saf	pts
09/01/2022	VMI	0	0	0	0.0-0	0-0	0	0-0	0-0	0	0	0	0-0	0	0	0	0
09/10/2022	at Vanderbilt	0	0	0	0.0-0	0-0	0	0-0	0-0	0	0	0	0-0	0	0	0	0
09/24/2022	Clemson	0	0	0	0.0-0	0-0	0	0-0	0-0	0	0	0	0-0	0	0	0	0
10/08/2022	Army West Point	0	0	0	0.0-0	0-0	0	0-0	0-0	0	0	0	0-0	0	0	0	0
10/22/2022	Boston College	0	0	0	0.0-0	0-0	0	0-0	0-0	0	0	0	0-0	0	0	0	0
10/29/2022	at Louisville	0	0	0	0.0-0	0-0	0	0-0	0-0	0	0	0	0-0	0	0	0	0
		0	0	0	0.0-0	0-0	0	0-0	0-0	0	0	0	0-0	0	0	0	0

Date	Opponent	Punting			Kickoffs			Field Goals	
		no.	yds	tb	no.	yds	tb	made	att
09/01/2022	VMI	0	0	0	0	0	0	0	0
09/10/2022	at Vanderbilt	0	0	0	0	0	0	0	0
09/24/2022	Clemson	0	0	0	0	0	0	0	0
10/08/2022	Army West Point	0	0	0	0	0	0	0	0
10/22/2022	Boston College	0	0	0	0	0	0	0	0
10/29/2022	at Louisville	0	0	0	0	0	0	0	0
		0	0	0	0	0	0	0	0-0



**2022-23 Wake Forest Football
Individual Game-by-Game
All games**

#81 GRIMES, Wesley

Date	Opponent	Rushing				Receiving				Passing				Kick Returns				Punt Returns				all purp				
		no.	yds	td	lg	no.	yds	td	lg	cmp	att	int	yds	td	lg	no.	yds	td	lg	no.	yds		td	lg		
09/01/2022	VMI	0	0	0	0	1	6	0	6	0-0-0	0	0	0	0	0	0	0	0	0	0	0	0	0	0	0	6
09/17/2022	Liberty	0	0	0	0	0	0	0	0	0-0-0	0	0	0	0	0	0	0	0	0	0	0	0	0	0	0	0
10/08/2022	Army West Point	0	0	0	0	2	21	1	13	0-0-0	0	0	0	0	0	0	0	0	0	0	0	0	0	0	0	21
10/22/2022	Boston College	0	0	0	0	0	0	0	0	0-0-0	0	0	0	0	0	0	0	0	0	0	0	0	0	0	0	0
10/29/2022	at Louisville	0	0	0	0	1	6	0	6	0-0-0	0	0	0	0	0	0	0	0	0	0	0	0	0	0	0	6
11/19/2022	Syracuse	0	0	0	0	0	0	0	0	0-0-0	0	0	0	0	0	0	0	0	0	0	0	0	0	0	0	0
		0	0	0	0	4	33	1	13	0-0-0	0	0	0	0	0	0	0	0	0	0	0	0	0	0	0	0

Games	Avg/ rush	Avg/ catch	Pass effic	KR avg	PR avg	All purpose avg/game	Total offense avg/game
6	0.0	8.3	0.0	0.0	0.0	5.5	0.0

Date	Opponent	Tackles				Sacks	Fumble	Pass Defense			blkd	PAT attempts			off		
		ua	a	total	tfl-yds	no-yds	ff	fr-yds	int-yds	qbh	brup	kick	kick	rush	rcv	saf	pts
09/01/2022	VMI	0	0	0	0.0-0	0-0	0	0-0	0-0	0	0	0	0-0	0	0	0	0
09/17/2022	Liberty	0	0	0	0.0-0	0-0	0	0-0	0-0	0	0	0	0-0	0	0	0	0
10/08/2022	Army West Point	0	0	0	0.0-0	0-0	0	0-0	0-0	0	0	0	0-0	0	0	0	6
10/22/2022	Boston College	0	0	0	0.0-0	0-0	0	0-0	0-0	0	0	0	0-0	0	0	0	0
10/29/2022	at Louisville	0	0	0	0.0-0	0-0	0	0-0	0-0	0	0	0	0-0	0	0	0	0
11/19/2022	Syracuse	0	0	0	0.0-0	0-0	0	0-0	0-0	0	0	0	0-0	0	0	0	0
		0	0	0	0.0-0	0-0	0	0-0	0-0	0	0	0	0-0	0	0	0	6

Date	Opponent	Punting			Kickoffs			Field Goals	
		no.	yds	tb	no.	yds	tb	made	att
09/01/2022	VMI	0	0	0	0	0	0	0-0	
09/17/2022	Liberty	0	0	0	0	0	0	0-0	
10/08/2022	Army West Point	0	0	0	0	0	0	0-0	
10/22/2022	Boston College	0	0	0	0	0	0	0-0	
10/29/2022	at Louisville	0	0	0	0	0	0	0-0	
11/19/2022	Syracuse	0	0	0	0	0	0	0-0	
		0	0	0	0	0	0	0-0	



**2022-23 Wake Forest Football
Individual Game-by-Game
All games**

#68 GRIPPO, Thomas

Date	Opponent	Rushing				Receiving				Passing				Kick Returns				Punt Returns				all purp			
		no.	yds	td	lg	no.	yds	td	lg	cmp	att	int	yds	td	lg	no.	yds	td	lg	no.	yds		td	lg	
09/01/2022	VMI	0	0	0	0	0	0	0	0	0-0-0	0	0	0	0	0	0	0	0	0	0	0	0	0	0	0
10/08/2022	Army West Point	0	0	0	0	0	0	0	0	0-0-0	0	0	0	0	0	0	0	0	0	0	0	0	0	0	0
10/22/2022	Boston College	0	0	0	0	0	0	0	0	0-0-0	0	0	0	0	0	0	0	0	0	0	0	0	0	0	0
10/29/2022	at Louisville	0	0	0	0	0	0	0	0	0-0-0	0	0	0	0	0	0	0	0	0	0	0	0	0	0	0
		0	0	0	0	0	0	0	0	0-0-0	0	0	0	0	0	0	0	0	0	0	0	0	0	0	0

Games	Avg/ rush	Avg/ catch	Pass effic	KR avg	PR avg	All purpose avg/game	Total offense avg/game
4	0.0	0.0	0.0	0.0	0.0	0.0	0.0

Date	Opponent	Tackles				Sacks	Fumble	Pass Defense			blkd	PAT attempts			off		
		ua	a	total	tfl-yds	no-yds	ff	fr	yds	int-yds	qbh	brup	kick	kick	rush	rcv	saf
09/01/2022	VMI	0	0	0	0.0-0	0-0	0	0-0	0-0	0	0	0	0-0	0	0	0	0
10/08/2022	Army West Point	0	0	0	0.0-0	0-0	0	0-0	0-0	0	0	0	0-0	0	0	0	0
10/22/2022	Boston College	0	0	0	0.0-0	0-0	0	0-0	0-0	0	0	0	0-0	0	0	0	0
10/29/2022	at Louisville	0	0	0	0.0-0	0-0	0	0-0	0-0	0	0	0	0-0	0	0	0	0
		0	0	0	0.0-0	0-0	0	0-0	0-0	0	0	0	0-0	0	0	0	0

Date	Opponent	Punting			Kickoffs			Field Goals	
		no.	yds	tb	no.	yds	tb	made	att
09/01/2022	VMI	0	0	0	0	0	0	0-0	
10/08/2022	Army West Point	0	0	0	0	0	0	0-0	
10/22/2022	Boston College	0	0	0	0	0	0	0-0	
10/29/2022	at Louisville	0	0	0	0	0	0	0-0	
		0	0	0	0	0	0	0-0	



**2022-23 Wake Forest Football
Individual Game-by-Game
All games**

#54 GULBIN, Matt

Date	Opponent	Rushing				Receiving				Passing				Kick Returns				Punt Returns				all purp	
		no.	yds	td	lg	no.	yds	td	lg	cmp	att	int	yds	td	lg	no.	yds	td	lg	no.	yds		td
09/01/2022	VMI	0	0	0	0	0	0	0	0	0	0	0	0	0	0	0	0	0	0	0	0	0	0
09/10/2022	at Vanderbilt	0	0	0	0	0	0	0	0	0	0	0	0	0	0	0	0	0	0	0	0	0	0
09/17/2022	Liberty	0	0	0	0	0	0	0	0	0	0	0	0	0	0	0	0	0	0	0	0	0	0
09/24/2022	Clemson	0	0	0	0	0	0	0	0	0	0	0	0	0	0	0	0	0	0	0	0	0	0
10/01/2022	at Florida St.	0	0	0	0	0	0	0	0	0	0	0	0	0	0	0	0	0	0	0	0	0	0
10/08/2022	Army West Point	0	0	0	0	0	0	0	0	0	0	0	0	0	0	0	0	0	0	0	0	0	0
10/22/2022	Boston College	0	0	0	0	0	0	0	0	0	0	0	0	0	0	0	0	0	0	0	0	0	0
10/29/2022	at Louisville	0	0	0	0	0	0	0	0	0	0	0	0	0	0	0	0	0	0	0	0	0	0
11/05/2022	at NC State	0	0	0	0	0	0	0	0	0	0	0	0	0	0	0	0	0	0	0	0	0	0
11/12/2022	North Carolina	0	0	0	0	0	0	0	0	0	0	0	0	0	0	0	0	0	0	0	0	0	0
11/19/2022	Syracuse	0	0	0	0	0	0	0	0	0	0	0	0	0	0	0	0	0	0	0	0	0	0
11/26/2022	at Duke	0	0	0	0	0	0	0	0	0	0	0	0	0	0	0	0	0	0	0	0	0	0
12/23/2022	vs Missouri	0	0	0	0	0	0	0	0	0	0	0	0	0	0	0	0	0	0	0	0	0	0
		0	0	0	0	0	0	0	0	0	0	0	0	0	0	0	0	0	0	0	0	0	0

Games	Avg/ rush	Avg/ catch	Pass effic	KR avg	PR avg	All purpose avg/game	Total offense avg/game
13	0.0	0.0	0.0	0.0	0.0	0.0	0.0

Date	Opponent	Tackles				Sacks	Fumble	Pass Defense			blkd	PAT attempts			off		
		ua	a	total	tfl-yds	no-yds	ff	fr-yds	int-yds	qbh	brup	kick	kick	rush	rcv	saf	pts
09/01/2022	VMI	0	0	0	0.0-0	0-0	0	0-0	0-0	0	0	0	0-0	0	0	0	0
09/10/2022	at Vanderbilt	0	0	0	0.0-0	0-0	0	0-0	0-0	0	0	0	0-0	0	0	0	0
09/17/2022	Liberty	0	0	0	0.0-0	0-0	0	0-0	0-0	0	0	0	0-0	0	0	0	0
09/24/2022	Clemson	0	0	0	0.0-0	0-0	0	0-0	0-0	0	0	0	0-0	0	0	0	0
10/01/2022	at Florida St.	0	0	0	0.0-0	0-0	0	0-0	0-0	0	0	0	0-0	0	0	0	0
10/08/2022	Army West Point	0	0	0	0.0-0	0-0	0	0-0	0-0	0	0	0	0-0	0	0	0	0
10/22/2022	Boston College	0	0	0	0.0-0	0-0	0	0-0	0-0	0	0	0	0-0	0	0	0	0
10/29/2022	at Louisville	0	0	0	0.0-0	0-0	0	0-0	0-0	0	0	0	0-0	0	0	0	0
11/05/2022	at NC State	0	0	0	0.0-0	0-0	0	0-0	0-0	0	0	0	0-0	0	0	0	0
11/12/2022	North Carolina	0	0	0	0.0-0	0-0	0	0-0	0-0	0	0	0	0-0	0	0	0	0
11/19/2022	Syracuse	0	0	0	0.0-0	0-0	0	0-0	0-0	0	0	0	0-0	0	0	0	0
11/26/2022	at Duke	0	0	0	0.0-0	0-0	0	0-0	0-0	0	0	0	0-0	0	0	0	0
12/23/2022	vs Missouri	0	0	0	0.0-0	0-0	0	0-0	0-0	0	0	0	0-0	0	0	0	0
		0	0	0	0.0-0	0-0	0	0-0	0-0	0	0	0	0-0	0	0	0	0

Date	Opponent	Punting			Kickoffs			Field Goals
		no.	yds	tb	no.	yds	tb	made-att
09/01/2022	VMI	0	0	0	0	0	0	0-0
09/10/2022	at Vanderbilt	0	0	0	0	0	0	0-0
09/17/2022	Liberty	0	0	0	0	0	0	0-0
09/24/2022	Clemson	0	0	0	0	0	0	0-0
10/01/2022	at Florida St.	0	0	0	0	0	0	0-0



2022-23 Wake Forest Football
Individual Game-by-Game
All games

Date	Opponent	Punting			Kickoffs			Field Goals made-att
		no.	yds	tb	no.	yds	tb	
10/08/2022	Army West Point	0	0	0	0	0	0	0-0
10/22/2022	Boston College	0	0	0	0	0	0	0-0
10/29/2022	at Louisville	0	0	0	0	0	0	0-0
11/05/2022	at NC State	0	0	0	0	0	0	0-0
11/12/2022	North Carolina	0	0	0	0	0	0	0-0
11/19/2022	Syracuse	0	0	0	0	0	0	0-0
11/26/2022	at Duke	0	0	0	0	0	0	0-0
12/23/2022	vs Missouri	0	0	0	0	0	0	0-0
		0	0	0	0	0	0	0-0



**2022-23 Wake Forest Football
Individual Game-by-Game
All games**

#18 HARRIS, Brendon

Date	Opponent	Rushing				Receiving				Passing				Kick Returns				Punt Returns				all purp		
		no.	yds	td	lg	no.	yds	td	lg	cmp	att	int	yds	td	lg	no.	yds	td	lg	no.	yds		td	lg
09/01/2022	VMI	0	0	0	0	0	0	0	0	0	0	0	0	0	0	0	0	0	0	0	0	0	0	0
09/10/2022	at Vanderbilt	0	0	0	0	0	0	0	0	0	0	0	0	0	0	0	0	0	0	0	0	0	0	0
09/17/2022	Liberty	0	0	0	0	0	0	0	0	0	0	0	0	0	0	0	0	0	0	0	0	0	0	0
10/01/2022	at Florida St.	0	0	0	0	0	0	0	0	0	0	0	0	0	0	0	0	0	0	0	0	0	0	0
10/08/2022	Army West Point	0	0	0	0	0	0	0	0	0	0	0	0	0	0	0	0	0	0	0	0	0	0	0
10/22/2022	Boston College	0	0	0	0	0	0	0	0	0	0	0	0	0	0	0	0	0	0	0	0	0	0	0
10/29/2022	at Louisville	0	0	0	0	0	0	0	0	0	0	0	0	0	0	0	0	0	0	0	0	0	0	0
11/05/2022	at NC State	0	0	0	0	0	0	0	0	0	0	0	0	0	0	0	0	0	0	0	0	0	0	0
11/12/2022	North Carolina	0	0	0	0	0	0	0	0	0	0	0	0	0	0	0	0	0	0	0	0	0	0	0
11/19/2022	Syracuse	0	0	0	0	0	0	0	0	0	0	0	0	0	0	0	0	0	0	0	0	0	0	36
11/26/2022	at Duke	0	0	0	0	0	0	0	0	0	0	0	0	0	0	0	0	0	0	0	0	0	0	0
12/23/2022	vs Missouri	0	0	0	0	0	0	0	0	0	0	0	0	0	0	0	0	0	0	0	0	0	0	0
		0	0	0	0	0	0	0	0	0	0	0	0	0	0	0	0	0	0	0	0	0	0	0

Games	Avg/ rush	Avg/ catch	Pass effic	KR avg	PR avg	All purpose avg/game	Total offense avg/game
12	0.0	0.0	0.0	0.0	0.0	3.0	0.0

Date	Opponent	Tackles				Sacks	Fumble	Pass Defense				blkd	PAT attempts			off		
		ua	a	total	tfl-yds	no-yds	ff	fr-yds	int-yds	qbh	brup	kick	kick	rush	rcv	saf	pts	
09/01/2022	VMI	3	1	4	0.0-0	0-0	0	0-0	0-0	0	0	0	0-0	0	0	0	0	0
09/10/2022	at Vanderbilt	1	0	1	0.0-0	0-0	0	0-0	0-0	0	0	0	0-0	0	0	0	0	0
09/17/2022	Liberty	2	0	2	0.0-0	0-0	0	0-0	0-0	0	0	0	0-0	0	0	0	0	0
10/01/2022	at Florida St.	0	0	0	0.0-0	0-0	0	0-0	0-0	0	0	0	0-0	0	0	0	0	0
10/08/2022	Army West Point	1	0	1	0.0-0	0-0	0	0-0	0-0	0	0	0	0-0	0	0	0	0	0
10/22/2022	Boston College	0	0	0	0.0-0	0-0	0	0-0	0-0	0	0	0	0-0	0	0	0	0	0
10/29/2022	at Louisville	3	0	3	0.0-0	0-0	0	0-0	0-0	0	0	0	0-0	0	0	0	0	0
11/05/2022	at NC State	0	0	0	0.0-0	0-0	0	0-0	0-0	0	0	0	0-0	0	0	0	0	0
11/12/2022	North Carolina	2	4	6	0.0-0	0-0	0	0-0	0-0	0	0	0	0-0	0	0	0	0	0
11/19/2022	Syracuse	1	1	2	0.0-0	0-0	0	0-0	1-36	0	0	0	0-0	0	0	0	0	6
11/26/2022	at Duke	0	1	1	0.0-0	0-0	0	0-0	0-0	0	0	0	0-0	0	0	0	0	0
12/23/2022	vs Missouri	0	0	0	0.0-0	0-0	0	0-0	0-0	0	0	0	0-0	0	0	0	0	0
		13	7	20	0.0-0	0-0	0	0-0	1-36	0	0	0	0-0	0	0	0	0	6

Date	Opponent	Punting			Kickoffs			Field Goals made-att
		no.	yds	tb	no.	yds	tb	
09/01/2022	VMI	0	0	0	0	0	0	0-0
09/10/2022	at Vanderbilt	0	0	0	0	0	0	0-0
09/17/2022	Liberty	0	0	0	0	0	0	0-0
10/01/2022	at Florida St.	0	0	0	0	0	0	0-0
10/08/2022	Army West Point	0	0	0	0	0	0	0-0
10/22/2022	Boston College	0	0	0	0	0	0	0-0
10/29/2022	at Louisville	0	0	0	0	0	0	0-0



2022-23 Wake Forest Football
Individual Game-by-Game
All games

Date	Opponent	Punting			Kickoffs			Field Goals made-att
		no.	yds	tb	no.	yds	tb	
11/05/2022	at NC State	0	0	0	0	0	0	0-0
11/12/2022	North Carolina	0	0	0	0	0	0	0-0
11/19/2022	Syracuse	0	0	0	0	0	0	0-0
11/26/2022	at Duke	0	0	0	0	0	0	0-0
12/23/2022	vs Missouri	0	0	0	0	0	0	0-0
		0	0	0	0	0	0	0-0



**2022-23 Wake Forest Football
Individual Game-by-Game
All games**

#10 HARTMAN, Sam

Date	Opponent	Rushing				Receiving				Passing				Kick Returns				Punt Returns				all purp		
		no.	yds	td	lg	no.	yds	td	lg	cmp	att	int	yds	td	lg	no.	yds	td	lg	no.	yds		td	lg
09/10/2022	at Vanderbilt	6	12	0	10	0	0	0	0	18	27	0	300	4	68	0	0	0	0	0	0	0	0	12
09/17/2022	Liberty	8	11	0	13	0	0	0	0	26	44	2	325	3	42	0	0	0	0	0	0	0	0	11
09/24/2022	Clemson	8	10	0	25	0	0	0	0	20	29	0	337	6	46	0	0	0	0	0	0	0	0	10
10/01/2022	at Florida St.	11	-5	0	10	0	0	0	0	22	34	0	234	2	22	0	0	0	0	0	0	0	0	-5
10/08/2022	Army West Point	8	36	0	11	0	0	0	0	13	19	0	246	1	46	0	0	0	0	0	0	0	0	36
10/22/2022	Boston College	6	7	1	10	0	0	0	0	25	40	1	313	5	33	0	0	0	0	0	0	0	0	7
10/29/2022	at Louisville	12	-24	0	10	0	0	0	0	20	35	3	271	1	39	0	0	0	0	0	0	0	0	-24
11/05/2022	at NC State	6	-14	0	4	0	0	0	0	29	48	3	397	2	31	0	0	0	0	0	0	0	0	-14
11/12/2022	North Carolina	7	12	0	14	0	0	0	0	18	31	1	320	4	60	0	0	0	0	0	0	0	0	12
11/19/2022	Syracuse	13	44	0	18	0	0	0	0	30	43	0	331	4	36	0	0	0	0	0	0	0	0	44
11/26/2022	at Duke	9	25	0	14	0	0	0	0	26	42	1	347	3	33	0	0	0	0	0	0	0	0	25
12/23/2022	vs Missouri	8	15	0	15	0	0	0	0	23	36	1	280	3	48	0	0	0	0	0	0	0	0	15
		102	129	1	25	0	0	0	0	270	428	12	3701	38	68	0	0	0	0	0	0	0	0	3830

Games	Avg/ rush	Avg/ catch	Pass effic	KR avg	PR avg	All purpose avg/game	Total offense avg/game
12	1.3	0.0	159.4	0.0	0.0	10.8	319.2

Date	Opponent	Tackles				Sacks	Fumble	Pass Defense			blkd	PAT attempts			off		
		ua	a	total	tfl-yds	no-yds	ff	fr-yds	int-yds	qbh	brup	kick	kick	rush	rcv	saf	pts
09/10/2022	at Vanderbilt	0	0	0	0.0-0	0-0	0	0-0	0-0	0	0	0	0-0	0	0	0	0
09/17/2022	Liberty	0	0	0	0.0-0	0-0	0	0-0	0-0	0	0	0	0-0	0	0	0	0
09/24/2022	Clemson	0	0	0	0.0-0	0-0	0	0-0	0-0	0	0	0	0-0	0	0	0	0
10/01/2022	at Florida St.	0	0	0	0.0-0	0-0	0	0-0	0-0	0	0	0	0-0	0	0	0	0
10/08/2022	Army West Point	0	0	0	0.0-0	0-0	0	0-0	0-0	0	0	0	0-0	0	0	0	0
10/22/2022	Boston College	0	0	0	0.0-0	0-0	0	0-0	0-0	0	0	0	0-0	0	0	0	6
10/29/2022	at Louisville	0	0	0	0.0-0	0-0	0	0-0	0-0	0	0	0	0-0	0	0	0	0
11/05/2022	at NC State	0	0	0	0.0-0	0-0	0	0-0	0-0	0	0	0	0-0	0	0	0	0
11/12/2022	North Carolina	0	0	0	0.0-0	0-0	0	0-0	0-0	0	0	0	0-0	0	0	0	0
11/19/2022	Syracuse	0	0	0	0.0-0	0-0	0	0-0	0-0	0	0	0	0-0	0	0	0	0
11/26/2022	at Duke	0	0	0	0.0-0	0-0	0	0-0	0-0	0	0	0	0-0	0	0	0	0
12/23/2022	vs Missouri	0	0	0	0.0-0	0-0	0	0-0	0-0	0	0	0	0-0	0	0	0	0
		0	0	0	0.0-0	0-0	0	0-0	0-0	0	0	0	0-0	0	0	0	6

Date	Opponent	Punting			Kickoffs			Field Goals
		no.	yds	tb	no.	yds	tb	made-att
09/10/2022	at Vanderbilt	0	0	0	0	0	0	0-0
09/17/2022	Liberty	0	0	0	0	0	0	0-0
09/24/2022	Clemson	0	0	0	0	0	0	0-0
10/01/2022	at Florida St.	0	0	0	0	0	0	0-0
10/08/2022	Army West Point	0	0	0	0	0	0	0-0
10/22/2022	Boston College	0	0	0	0	0	0	0-0
10/29/2022	at Louisville	0	0	0	0	0	0	0-0
11/05/2022	at NC State	0	0	0	0	0	0	0-0
11/12/2022	North Carolina	0	0	0	0	0	0	0-0



2022-23 Wake Forest Football
Individual Game-by-Game
All games

Date	Opponent	Punting			Kickoffs			Field Goals made-att
		no.	yds	tb	no.	yds	tb	
11/19/2022	Syracuse	0	0	0	0	0	0	0-0
11/26/2022	at Duke	0	0	0	0	0	0	0-0
12/23/2022	vs Missouri	0	0	0	0	0	0	0-0
		0	0	0	0	0	0	0-0



**2022-23 Wake Forest Football
Individual Game-by-Game
All games**

#50 HAZEN, Dylan

Date	Opponent	Rushing				Receiving				Passing				Kick Returns				Punt Returns				all purp	
		no.	yds	td	lg	no.	yds	td	lg	cmp	att	int	yds	td	lg	no.	yds	td	lg	no.	yds		td
09/01/2022	VMI	0	0	0	0	0	0	0	0	0	0	0	0	0	0	0	0	0	0	0	0	0	0
09/10/2022	at Vanderbilt	0	0	0	0	0	0	0	0	0	0	0	0	0	0	0	0	0	0	0	0	0	0
09/17/2022	Liberty	0	0	0	0	0	0	0	0	0	0	0	0	0	0	0	0	0	0	0	0	0	0
09/24/2022	Clemson	0	0	0	0	0	0	0	0	0	0	0	0	0	0	0	0	0	0	0	0	0	0
10/01/2022	at Florida St.	0	0	0	0	0	0	0	0	0	0	0	0	0	0	0	0	0	0	0	0	0	0
10/08/2022	Army West Point	0	0	0	0	0	0	0	0	0	0	0	0	0	0	0	0	0	0	0	0	0	21
10/22/2022	Boston College	0	0	0	0	0	0	0	0	0	0	0	0	0	0	0	0	0	0	0	0	0	0
10/29/2022	at Louisville	0	0	0	0	0	0	0	0	0	0	0	0	0	0	0	0	0	0	0	0	0	0
11/12/2022	North Carolina	0	0	0	0	0	0	0	0	0	0	0	0	0	0	0	0	0	0	0	0	0	0
11/19/2022	Syracuse	0	0	0	0	0	0	0	0	0	0	0	0	0	0	0	0	0	0	0	0	0	0
11/26/2022	at Duke	0	0	0	0	0	0	0	0	0	0	0	0	0	0	0	0	0	0	0	0	0	0
12/23/2022	vs Missouri	0	0	0	0	0	0	0	0	0	0	0	0	0	0	0	0	0	0	0	0	0	0
		0	0	0	0	0	0	0	0	0	0	0	0	0	0	0	0	0	0	0	0	0	0

Games	Avg/ rush	Avg/ catch	Pass effic	KR avg	PR avg	All purpose avg/game	Total offense avg/game
12	0.0	0.0	0.0	0.0	0.0	1.8	0.0

Date	Opponent	Tackles				Sacks	Fumble	Pass Defense			blkd	PAT attempts			off			
		ua	a	total	tfl-yds	no-yds	ff	fr-yds	int-yds	qbh	brup	kick	kick	rush	rcv	saf	pts	
09/01/2022	VMI	2	2	4	1.0-1	0-0	0	0-0	0-0	0	0	0	0-0	0	0	0	0	0
09/10/2022	at Vanderbilt	2	0	2	0.0-0	0-0	0	0-0	0-0	1	0	0	0-0	0	0	0	0	0
09/17/2022	Liberty	0	1	1	0.0-0	0-0	0	0-0	0-0	0	0	0	0-0	0	0	0	0	0
09/24/2022	Clemson	2	0	2	0.0-0	0-0	0	0-0	0-0	0	0	0	0-0	0	0	0	0	0
10/01/2022	at Florida St.	1	1	2	0.5-1	0-0	0	0-0	0-0	0	0	0	0-0	0	0	0	0	0
10/08/2022	Army West Point	3	9	12	0.5-4	0.5-4	0	0-0	1-21	0	0	0	0-0	0	0	0	0	0
10/22/2022	Boston College	2	1	3	0.0-0	0-0	0	0-0	0-0	0	0	0	0-0	0	0	0	0	0
10/29/2022	at Louisville	1	1	2	0.0-0	0-0	0	0-0	0-0	0	0	0	0-0	0	0	0	0	0
11/12/2022	North Carolina	1	0	1	0.0-0	0-0	0	0-0	0-0	0	0	0	0-0	0	0	0	0	0
11/19/2022	Syracuse	0	0	0	0.0-0	0-0	0	0-0	0-0	0	0	0	0-0	0	0	0	0	0
11/26/2022	at Duke	0	0	0	0.0-0	0-0	0	0-0	0-0	0	0	0	0-0	0	0	0	0	0
12/23/2022	vs Missouri	1	1	2	0.0-0	0-0	0	0-0	0-0	0	0	0	0-0	0	0	0	0	0
		15	16	31	2.0-6	0.5-4	0	0-0	1-21	1	0	0	0-0	0	0	0	0	0

Date	Opponent	Punting			Kickoffs			Field Goals	
		no.	yds	tb	no.	yds	tb	made	att
09/01/2022	VMI	0	0	0	0	0	0	0	0
09/10/2022	at Vanderbilt	0	0	0	0	0	0	0	0
09/17/2022	Liberty	0	0	0	0	0	0	0	0
09/24/2022	Clemson	0	0	0	0	0	0	0	0
10/01/2022	at Florida St.	0	0	0	0	0	0	0	0
10/08/2022	Army West Point	0	0	0	0	0	0	0	0
10/22/2022	Boston College	0	0	0	0	0	0	0	0
10/29/2022	at Louisville	0	0	0	0	0	0	0	0



2022-23 Wake Forest Football
Individual Game-by-Game
All games

Date	Opponent	Punting			Kickoffs			Field Goals made-att
		no.	yds	tb	no.	yds	tb	
11/12/2022	North Carolina	0	0	0	0	0	0	0-0
11/19/2022	Syracuse	0	0	0	0	0	0	0-0
11/26/2022	at Duke	0	0	0	0	0	0	0-0
12/23/2022	vs Missouri	0	0	0	0	0	0	0-0
		0	0	0	0	0	0	0-0



**2022-23 Wake Forest Football
Individual Game-by-Game
All games**

#84 HENSLEY, Jackson

Date	Opponent	Rushing				Receiving				Passing				Kick Returns				Punt Returns				all purp		
		no.	yds	td	lg	no.	yds	td	lg	cmp	att	int	yds	td	lg	no.	yds	td	lg	no.	yds		td	lg
09/01/2022	VMI	0	0	0	0	0	0	0	0	0	0	0	0	0	0	0	0	0	1	6	0	6	6	
09/10/2022	at Vanderbilt	0	0	0	0	0	0	0	0	0	0	0	0	0	0	0	0	0	0	0	0	0	0	0
09/17/2022	Liberty	0	0	0	0	0	0	0	0	0	0	0	0	0	0	0	0	0	0	0	0	0	0	0
09/24/2022	Clemson	0	0	0	0	0	0	0	0	0	0	0	0	0	0	0	0	0	0	0	0	0	0	0
10/01/2022	at Florida St.	0	0	0	0	0	0	0	0	0	0	0	0	0	0	0	0	0	0	0	0	0	0	0
10/08/2022	Army West Point	0	0	0	0	0	0	0	0	0	0	0	0	0	0	0	0	0	0	0	0	0	0	0
10/22/2022	Boston College	0	0	0	0	0	0	0	0	0	0	0	0	0	0	0	0	0	0	0	0	0	0	0
10/29/2022	at Louisville	0	0	0	0	1	15	0	15	0	0	0	0	0	0	0	0	0	0	0	0	0	0	15
11/05/2022	at NC State	0	0	0	0	0	0	0	0	0	0	0	0	0	0	0	0	0	0	0	0	0	0	0
11/12/2022	North Carolina	0	0	0	0	0	0	0	0	0	0	0	0	0	0	0	0	0	0	0	0	0	0	0
11/19/2022	Syracuse	0	0	0	0	0	0	0	0	0	0	0	0	0	0	0	0	0	0	0	0	0	0	0
11/26/2022	at Duke	0	0	0	0	0	0	0	0	0	0	0	0	0	0	0	0	0	0	0	0	0	0	0
		0	0	0	0	1	15	0	15	0	0	0	0	0	0	0	0	0	0	0	0	0	0	0

Games	Avg/ rush	Avg/ catch	Pass effic	KR avg	PR avg	All purpose avg/game	Total offense avg/game
12	0.0	15.0	0.0	0.0	6.0	1.8	0.0

Date	Opponent	Tackles				Sacks	Fumble	Pass Defense			blkd	PAT attempts			off			
		ua	a	total	tfl-yds	no-yds	ff	fr-yds	int-yds	qbh	brup	kick	kick	rush	rcv	saf	pts	
09/01/2022	VMI	0	0	0	0.0-0	0-0	0	0-0	0-0	0	0	0	0-0	0	0	0	0	0
09/10/2022	at Vanderbilt	0	0	0	0.0-0	0-0	0	0-0	0-0	0	0	0	0-0	0	0	0	0	0
09/17/2022	Liberty	0	0	0	0.0-0	0-0	0	0-0	0-0	0	0	0	0-0	0	0	0	0	0
09/24/2022	Clemson	0	0	0	0.0-0	0-0	0	0-0	0-0	0	0	0	0-0	0	0	0	0	0
10/01/2022	at Florida St.	0	0	0	0.0-0	0-0	0	0-0	0-0	0	0	0	0-0	0	0	0	0	0
10/08/2022	Army West Point	0	0	0	0.0-0	0-0	0	0-0	0-0	0	0	0	0-0	0	0	0	0	0
10/22/2022	Boston College	0	0	0	0.0-0	0-0	0	0-0	0-0	0	0	0	0-0	0	0	0	0	0
10/29/2022	at Louisville	0	0	0	0.0-0	0-0	0	0-0	0-0	0	0	0	0-0	0	0	0	0	0
11/05/2022	at NC State	0	0	0	0.0-0	0-0	0	0-0	0-0	0	0	0	0-0	0	0	0	0	0
11/12/2022	North Carolina	0	0	0	0.0-0	0-0	0	0-0	0-0	0	0	0	0-0	0	0	0	0	0
11/19/2022	Syracuse	0	0	0	0.0-0	0-0	0	0-0	0-0	0	0	0	0-0	0	0	0	0	0
11/26/2022	at Duke	0	0	0	0.0-0	0-0	0	0-0	0-0	0	0	0	0-0	0	0	0	0	0
		0	0	0	0.0-0	0-0	0	0-0	0-0	0	0	0	0-0	0	0	0	0	0

Date	Opponent	Punting			Kickoffs			Field Goals made-att
		no.	yds	tb	no.	yds	tb	
09/01/2022	VMI	0	0	0	0	0	0	0-0
09/10/2022	at Vanderbilt	0	0	0	0	0	0	0-0
09/17/2022	Liberty	0	0	0	0	0	0	0-0
09/24/2022	Clemson	0	0	0	0	0	0	0-0
10/01/2022	at Florida St.	0	0	0	0	0	0	0-0
10/08/2022	Army West Point	0	0	0	0	0	0	0-0
10/22/2022	Boston College	0	0	0	0	0	0	0-0



2022-23 Wake Forest Football
Individual Game-by-Game
All games

Date	Opponent	Punting			Kickoffs			Field Goals made-att
		no.	yds	tb	no.	yds	tb	
10/29/2022	at Louisville	0	0	0	0	0	0	0-0
11/05/2022	at NC State	0	0	0	0	0	0	0-0
11/12/2022	North Carolina	0	0	0	0	0	0	0-0
11/19/2022	Syracuse	0	0	0	0	0	0	0-0
11/26/2022	at Duke	0	0	0	0	0	0	0-0
		0	0	0	0	0	0	0-0



**2022-23 Wake Forest Football
Individual Game-by-Game
All games**

#20 HITE, Cameron

Date	Opponent	Rushing				Receiving				Passing				Kick Returns				Punt Returns				all purp		
		no.	yds	td	lg	no.	yds	td	lg	cmp	att	int	yds	td	lg	no.	yds	td	lg	no.	yds		td	lg
09/01/2022	VMI	0	0	0	0	0	0	0	0	0	0	0	0	0	0	0	0	0	0	0	0	0	0	
09/10/2022	at Vanderbilt	0	0	0	0	1	17	1	17	0	0	0	0	0	0	0	0	0	0	0	0	0	0	17
09/17/2022	Liberty	0	0	0	0	0	0	0	0	0	0	0	0	0	0	0	0	0	0	0	0	0	0	0
10/22/2022	Boston College	0	0	0	0	0	0	0	0	0	0	0	0	0	0	0	0	0	0	0	0	0	0	0
10/29/2022	at Louisville	0	0	0	0	1	3	0	3	0	0	0	0	0	0	0	0	0	0	0	0	0	0	3
11/12/2022	North Carolina	0	0	0	0	0	0	0	0	0	0	0	0	0	0	0	0	0	0	0	0	0	0	0
11/19/2022	Syracuse	0	0	0	0	0	0	0	0	0	0	0	0	0	0	0	0	0	0	0	0	0	0	0
11/26/2022	at Duke	0	0	0	0	0	0	0	0	0	0	0	0	0	0	0	0	0	0	0	0	0	0	0
12/23/2022	vs Missouri	0	0	0	0	0	0	0	0	0	0	0	0	0	0	0	0	0	0	0	0	0	0	0
		0	0	0	0	2	20	1	17	0	0	0	0	0	0	0	0	0	0	0	0	0	0	0

Games	Avg/ rush	Avg/ catch	Pass effic	KR avg	PR avg	All purpose avg/game	Total offense avg/game
9	0.0	10.0	0.0	0.0	0.0	2.2	0.0

Date	Opponent	Tackles			Sacks	Fumble	Pass Defense			blkd	PAT attempts		off			
		ua	a	total	tfl-yds	no-yds	ff	fr-yds	int-yds	qbh	brup	kick	kick	rush	rcv	saf
09/01/2022	VMI	0	0	0	0.0-0	0-0	0	0-0	0-0	0	0	0-0	0	0	0	0
09/10/2022	at Vanderbilt	0	0	0	0.0-0	0-0	0	0-0	0-0	0	0	0-0	0	0	0	6
09/17/2022	Liberty	0	0	0	0.0-0	0-0	0	0-0	0-0	0	0	0-0	0	0	0	0
10/22/2022	Boston College	0	0	0	0.0-0	0-0	0	0-0	0-0	0	0	0-0	0	0	0	0
10/29/2022	at Louisville	0	0	0	0.0-0	0-0	0	0-0	0-0	0	0	0-0	0	0	0	0
11/12/2022	North Carolina	0	0	0	0.0-0	0-0	0	0-0	0-0	0	0	0-0	0	0	0	0
11/19/2022	Syracuse	0	0	0	0.0-0	0-0	0	0-0	0-0	0	0	0-0	0	0	0	0
11/26/2022	at Duke	0	0	0	0.0-0	0-0	0	0-0	0-0	0	0	0-0	0	0	0	0
12/23/2022	vs Missouri	0	0	0	0.0-0	0-0	0	0-0	0-0	0	0	0-0	0	0	0	0
		0	0	0	0.0-0	0-0	0	0-0	0-0	0	0	0-0	0	0	0	6

Date	Opponent	Punting			Kickoffs			Field Goals
		no.	yds	tb	no.	yds	tb	made-att
09/01/2022	VMI	0	0	0	0	0	0	0-0
09/10/2022	at Vanderbilt	0	0	0	0	0	0	0-0
09/17/2022	Liberty	0	0	0	0	0	0	0-0
10/22/2022	Boston College	0	0	0	0	0	0	0-0
10/29/2022	at Louisville	0	0	0	0	0	0	0-0
11/12/2022	North Carolina	0	0	0	0	0	0	0-0
11/19/2022	Syracuse	0	0	0	0	0	0	0-0
11/26/2022	at Duke	0	0	0	0	0	0	0-0
12/23/2022	vs Missouri	0	0	0	0	0	0	0-0
		0	0	0	0	0	0	0-0



**2022-23 Wake Forest Football
Individual Game-by-Game
All games**

#7 HOLMES, Gavin

Date	Opponent	Rushing				Receiving				Passing				Kick Returns				Punt Returns				all purp	
		no.	yds	td	lg	no.	yds	td	lg	cmp	att	int	yds	td	lg	no.	yds	td	lg	no.	yds		td
09/01/2022	VMI	0	0	0	0	0	0	0	0	0	0	0	0	0	0	0	0	0	0	0	0	0	0
09/10/2022	at Vanderbilt	0	0	0	0	0	0	0	0	0	0	0	0	0	0	0	0	0	0	0	0	0	0
09/17/2022	Liberty	0	0	0	0	0	0	0	0	0	0	0	0	0	0	0	0	0	0	0	0	0	0
09/24/2022	Clemson	0	0	0	0	0	0	0	0	0	0	0	0	0	0	0	0	0	0	0	0	0	0
10/01/2022	at Florida St.	0	0	0	0	0	0	0	0	0	0	0	0	0	0	0	0	0	0	0	0	0	0
10/22/2022	Boston College	0	0	0	0	0	0	0	0	0	0	0	0	0	0	0	0	0	0	0	0	0	0
10/29/2022	at Louisville	0	0	0	0	0	0	0	0	0	0	0	0	0	0	0	0	0	0	0	0	0	0
11/05/2022	at NC State	0	0	0	0	0	0	0	0	0	0	0	0	0	0	0	0	0	0	0	0	0	0
11/12/2022	North Carolina	0	0	0	0	0	0	0	0	0	0	0	0	0	0	0	0	0	0	0	0	0	0
11/19/2022	Syracuse	0	0	0	0	0	0	0	0	0	0	0	0	0	0	0	0	0	0	0	0	0	0
11/26/2022	at Duke	0	0	0	0	0	0	0	0	0	0	0	0	0	0	0	0	0	0	0	0	0	0
		0	0	0	0	0	0	0	0	0	0	0	0	0	0	0	0	0	0	0	0	0	0

Games	Avg/ rush	Avg/ catch	Pass effic	KR avg	PR avg	All purpose avg/game	Total offense avg/game
11	0.0	0.0	0.0	0.0	0.0	0.0	0.0

Date	Opponent	Tackles				Sacks	Fumble	Pass Defense			blkd	PAT attempts			off			
		ua	a	total	tfl-yds	no-yds	ff	fr-yds	int-yds	qbh	brup	kick	kick	rush	rcv	saf	pts	
09/01/2022	VMI	0	0	0	0.0-0	0-0	0	0-0	0-0	0	0	0	0-0	0	0	0	0	0
09/10/2022	at Vanderbilt	0	0	0	0.0-0	0-0	0	0-0	0-0	0	1	0	0-0	0	0	0	0	0
09/17/2022	Liberty	2	0	2	0.0-0	0-0	0	0-0	0-0	0	0	0	0-0	0	0	0	0	0
09/24/2022	Clemson	2	2	4	0.0-0	0-0	0	0-0	0-0	0	1	0	0-0	0	0	0	0	0
10/01/2022	at Florida St.	1	2	3	0.0-0	0-0	0	0-0	0-0	0	2	0	0-0	0	0	0	0	0
10/22/2022	Boston College	2	0	2	0.0-0	0-0	0	0-0	0-0	0	0	0	0-0	0	0	0	0	0
10/29/2022	at Louisville	1	0	1	0.0-0	0-0	0	0-0	0-0	0	1	0	0-0	0	0	0	0	0
11/05/2022	at NC State	2	2	4	0.0-0	0-0	0	0-0	0-0	0	1	0	0-0	0	0	0	0	0
11/12/2022	North Carolina	0	0	0	0.0-0	0-0	0	0-0	0-0	0	0	0	0-0	0	0	0	0	0
11/19/2022	Syracuse	1	1	2	0.0-0	0-0	0	0-0	0-0	0	1	0	0-0	0	0	0	0	0
11/26/2022	at Duke	5	0	5	0.0-0	0-0	0	0-0	0-0	0	2	0	0-0	0	0	0	0	0
		16	7	23	0.0-0	0-0	0	0-0	0-0	0	9	0	0-0	0	0	0	0	0

Date	Opponent	Punting			Kickoffs			Field Goals	
		no.	yds	tb	no.	yds	tb	made	att
09/01/2022	VMI	0	0	0	0	0	0	0-0	
09/10/2022	at Vanderbilt	0	0	0	0	0	0	0-0	
09/17/2022	Liberty	0	0	0	0	0	0	0-0	
09/24/2022	Clemson	0	0	0	0	0	0	0-0	
10/01/2022	at Florida St.	0	0	0	0	0	0	0-0	
10/22/2022	Boston College	0	0	0	0	0	0	0-0	
10/29/2022	at Louisville	0	0	0	0	0	0	0-0	
11/05/2022	at NC State	0	0	0	0	0	0	0-0	
11/12/2022	North Carolina	0	0	0	0	0	0	0-0	



2022-23 Wake Forest Football
Individual Game-by-Game
All games

Date	Opponent	Punting			Kickoffs			Field Goals made-att
		no.	yds	tb	no.	yds	tb	
11/19/2022	Syracuse	0	0	0	0	0	0	0-0
11/26/2022	at Duke	0	0	0	0	0	0	0-0
		0	0	0	0	0	0	0-0



**2022-23 Wake Forest Football
Individual Game-by-Game
All games**

#15 HUDSON, Jaylen

Date	Opponent	Rushing				Receiving				Passing				Kick Returns				Punt Returns				all purp			
		no.	yds	td	lg	no.	yds	td	lg	cmp	att	int	yds	td	lg	no.	yds	td	lg	no.	yds		td	lg	
09/01/2022	VMI	0	0	0	0	0	0	0	0	0	0	0	0	0	0	0	0	0	0	0	0	0	0	0	
09/10/2022	at Vanderbilt	0	0	0	0	0	0	0	0	0	0	0	0	0	0	0	0	0	0	0	0	0	0	0	0
09/17/2022	Liberty	0	0	0	0	0	0	0	0	0	0	0	0	0	0	0	0	0	0	0	0	0	0	0	0
09/24/2022	Clemson	0	0	0	0	0	0	0	0	0	0	0	0	0	0	0	0	0	0	0	0	0	0	0	0
10/01/2022	at Florida St.	0	0	0	0	0	0	0	0	0	0	0	0	0	0	0	0	0	0	0	0	0	0	0	0
10/08/2022	Army West Point	0	0	0	0	0	0	0	0	0	0	0	0	0	0	0	0	0	0	0	0	0	0	0	0
10/22/2022	Boston College	0	0	0	0	0	0	0	0	0	0	0	0	0	0	0	0	0	0	0	0	0	0	0	0
10/29/2022	at Louisville	0	0	0	0	0	0	0	0	0	0	0	0	0	0	0	0	0	0	0	0	0	0	0	0
11/05/2022	at NC State	0	0	0	0	0	0	0	0	0	0	0	0	0	0	0	0	0	0	0	0	0	0	0	0
11/19/2022	Syracuse	0	0	0	0	0	0	0	0	0	0	0	0	0	0	0	0	0	0	0	0	0	0	0	0
11/26/2022	at Duke	0	0	0	0	0	0	0	0	0	0	0	0	0	0	0	0	0	0	0	0	0	0	0	0
12/23/2022	vs Missouri	0	0	0	0	0	0	0	0	0	0	0	0	0	0	0	0	0	0	0	0	0	0	0	0
		0	0	0	0	0	0	0	0	0	0	0	0	0	0	0	0	0	0	0	0	0	0	0	0

Games	Avg/ rush	Avg/ catch	Pass effic	KR avg	PR avg	All purpose avg/game	Total offense avg/game
12	0.0	0.0	0.0	0.0	0.0	0.0	0.0

Date	Opponent	Tackles				Sacks	Fumble	Pass Defense			blkd	PAT attempts			off			
		ua	a	total	tfl-yds	no-yds	ff	fr-yds	int-yds	qbh	brup	kick	kick	rush	rcv	saf	pts	
09/01/2022	VMI	1	1	2	0.0-0	0-0	0	0-0	0-0	0	0	0	0-0	0	0	0	0	0
09/10/2022	at Vanderbilt	1	1	2	1.0-6	0-0	0	0-0	0-0	0	0	0	0-0	0	0	0	0	0
09/17/2022	Liberty	0	0	0	0.0-0	0-0	0	0-0	0-0	0	0	0	0-0	0	0	0	0	0
09/24/2022	Clemson	1	0	1	0.0-0	0-0	0	0-0	0-0	0	0	0	0-0	0	0	0	0	0
10/01/2022	at Florida St.	3	0	3	0.0-0	0-0	1	0-0	0-0	0	0	0	0-0	0	0	0	0	0
10/08/2022	Army West Point	1	2	3	0.0-0	0-0	0	0-0	0-0	0	0	0	0-0	0	0	0	0	0
10/22/2022	Boston College	1	2	3	0.0-0	0-0	0	0-0	0-0	0	0	0	0-0	0	0	0	0	0
10/29/2022	at Louisville	1	2	3	0.0-0	0-0	0	0-0	0-0	0	0	0	0-0	0	0	0	0	0
11/05/2022	at NC State	0	0	0	0.0-0	0-0	0	0-0	0-0	0	0	0	0-0	0	0	0	0	0
11/19/2022	Syracuse	0	1	1	0.0-0	0-0	0	0-0	0-0	0	0	0	0-0	0	0	0	0	0
11/26/2022	at Duke	1	1	2	0.0-0	0-0	0	0-0	0-0	0	0	0	0-0	0	0	0	0	0
12/23/2022	vs Missouri	0	0	0	0.0-0	0-0	0	0-0	0-0	0	0	0	0-0	0	0	0	0	0
		10	10	20	1.0-6	0-0	1	0-0	0-0	0	0	0	0-0	0	0	0	0	0

Date	Opponent	Punting			Kickoffs			Field Goals	
		no.	yds	tb	no.	yds	tb	made	att
09/01/2022	VMI	0	0	0	0	0	0	0	0
09/10/2022	at Vanderbilt	0	0	0	0	0	0	0	0
09/17/2022	Liberty	0	0	0	0	0	0	0	0
09/24/2022	Clemson	0	0	0	0	0	0	0	0
10/01/2022	at Florida St.	0	0	0	0	0	0	0	0
10/08/2022	Army West Point	0	0	0	0	0	0	0	0
10/22/2022	Boston College	0	0	0	0	0	0	0	0
10/29/2022	at Louisville	0	0	0	0	0	0	0	0



2022-23 Wake Forest Football
Individual Game-by-Game
All games

Date	Opponent	Punting			Kickoffs			Field Goals made-att
		no.	yds	tb	no.	yds	tb	
11/05/2022	at NC State	0	0	0	0	0	0	0-0
11/19/2022	Syracuse	0	0	0	0	0	0	0-0
11/26/2022	at Duke	0	0	0	0	0	0	0-0
12/23/2022	vs Missouri	0	0	0	0	0	0	0-0
		0	0	0	0	0	0	0-0



2022-23 Wake Forest Football
Individual Game-by-Game
All games

#42 IGWEBE, Zach

Date	Opponent	Rushing				Receiving				Passing				Kick Returns				Punt Returns				all purp				
		no.	yds	td	lg	no.	yds	td	lg	cmp	att	int	yds	td	lg	no.	yds	td	lg	no.	yds		td	lg		
09/17/2022	Liberty	0	0	0	0	0	0	0	0	0-0-0	0	0	0	0	0	0	0	0	0	0	0	0	0	0	0	0
09/24/2022	Clemson	0	0	0	0	0	0	0	0	0-0-0	0	0	0	0	0	0	0	0	0	0	0	0	0	0	0	0
		0	0	0	0	0	0	0	0	0-0-0	0	0	0	0	0	0	0	0	0	0	0	0	0	0	0	0

Games	Avg/ rush	Avg/ catch	Pass effic	KR avg	PR avg	All purpose avg/game	Total offense avg/game
2	0.0	0.0	0.0	0.0	0.0	0.0	0.0

Date	Opponent	Tackles				Sacks	Fumble	Pass Defense			blkd	PAT attempts		off			
		ua	a	total	tfl-yds	no-yds	ff	fr-yds	int-yds	qbh	brup	kick	kick	rush	rcv	saf	pts
09/17/2022	Liberty	0	0	0	0.0-0	0-0	0	0-0	0-0	0	0	0	0-0	0	0	0	0
09/24/2022	Clemson	0	0	0	0.0-0	0-0	0	0-0	0-0	0	0	0	0-0	0	0	0	0
		0	0	0	0.0-0	0-0	0	0-0	0-0	0	0	0	0-0	0	0	0	0

Date	Opponent	Punting			Kickoffs			Field Goals	
		no.	yds	tb	no.	yds	tb	made	att
09/17/2022	Liberty	0	0	0	0	0	0	0-0	
09/24/2022	Clemson	0	0	0	0	0	0	0-0	
		0	0	0	0	0	0	0-0	



**2022-23 Wake Forest Football
Individual Game-by-Game
All games**

#4 JOHNS, JaCorey

Date	Opponent	Rushing				Receiving				Passing				Kick Returns				Punt Returns				all purp			
		no.	yds	td	lg	no.	yds	td	lg	cmp	att	int	yds	td	lg	no.	yds	td	lg	no.	yds		td	lg	
09/01/2022	VMI	0	0	0	0	0	0	0	0	0	0	0	0	0	0	0	0	0	0	0	0	0	0	0	
09/10/2022	at Vanderbilt	0	0	0	0	0	0	0	0	0	0	0	0	0	0	0	0	0	0	0	0	0	0	0	0
09/17/2022	Liberty	0	0	0	0	0	0	0	0	0	0	0	0	0	0	0	0	0	0	0	0	0	0	0	0
09/24/2022	Clemson	0	0	0	0	0	0	0	0	0	0	0	0	0	0	0	0	0	0	0	0	0	0	0	0
10/01/2022	at Florida St.	0	0	0	0	0	0	0	0	0	0	0	0	0	0	0	0	0	0	0	0	0	0	0	0
10/08/2022	Army West Point	0	0	0	0	0	0	0	0	0	0	0	0	0	0	0	0	0	0	0	0	0	0	0	0
10/22/2022	Boston College	0	0	0	0	0	0	0	0	0	0	0	0	0	0	0	0	0	0	0	0	0	0	0	0
10/29/2022	at Louisville	0	0	0	0	0	0	0	0	0	0	0	0	0	0	0	0	0	0	0	0	0	0	0	0
11/05/2022	at NC State	0	0	0	0	0	0	0	0	0	0	0	0	0	0	0	0	0	0	0	0	0	0	0	0
11/12/2022	North Carolina	0	0	0	0	0	0	0	0	0	0	0	0	0	0	0	0	0	0	0	0	0	0	0	0
11/19/2022	Syracuse	0	0	0	0	0	0	0	0	0	0	0	0	0	0	0	0	0	0	0	0	0	0	0	0
11/26/2022	at Duke	0	0	0	0	0	0	0	0	0	0	0	0	0	0	0	0	0	0	0	0	0	0	0	0
		0	0	0	0	0	0	0	0	0	0	0	0	0	0	0	0	0	0	0	0	0	0	0	0

Games	Avg/ rush	Avg/ catch	Pass effic	KR avg	PR avg	All purpose avg/game	Total offense avg/game
12	0.0	0.0	0.0	0.0	0.0	0.0	0.0

Date	Opponent	Tackles			Sacks	Fumble	Pass Defense			blkd	PAT attempts			off			
		ua	a	total	tfl-yds	no-yds	ff	fr-yds	int-yds	qbh	brup	kick	kick	rush	rcv	saf	pts
09/01/2022	VMI	0	3	3	0.0-0	0-0	0	0-0	0-0	2	0	0	0-0	0	0	0	0
09/10/2022	at Vanderbilt	2	1	3	0.0-0	0-0	1	0-0	0-0	0	0	0	0-0	0	0	0	0
09/17/2022	Liberty	2	3	5	1.5-12	1-8	0	0-0	0-0	0	0	0	0-0	0	0	0	0
09/24/2022	Clemson	2	2	4	0.0-0	0-0	0	0-0	0-0	1	0	0	0-0	0	0	0	0
10/01/2022	at Florida St.	0	1	1	0.0-0	0-0	0	0-0	0-0	0	0	0	0-0	0	0	0	0
10/08/2022	Army West Point	0	0	0	0.0-0	0-0	0	0-0	0-0	0	0	0	0-0	0	0	0	0
10/22/2022	Boston College	0	2	2	0.5-1	0-0	0	0-0	0-0	1	0	0	0-0	0	0	0	0
10/29/2022	at Louisville	0	0	0	0.0-0	0-0	0	0-0	0-0	0	0	0	0-0	0	0	0	0
11/05/2022	at NC State	1	2	3	0.5-1	0-0	0	0-0	0-0	0	0	0	0-0	0	0	0	0
11/12/2022	North Carolina	3	3	6	0.5-3	0-0	0	0-0	0-0	1	0	0	0-0	0	0	0	0
11/19/2022	Syracuse	1	0	1	0.0-0	0-0	0	0-0	0-0	0	0	0	0-0	0	0	0	0
11/26/2022	at Duke	1	1	2	0.0-0	0-0	0	0-0	0-0	0	0	0	0-0	0	0	0	0
		12	18	30	3.0-17	1-8	1	0-0	0-0	5	0	0	0-0	0	0	0	0

Date	Opponent	Punting			Kickoffs			Field Goals	
		no.	yds	tb	no.	yds	tb	made	att
09/01/2022	VMI	0	0	0	0	0	0	0	0
09/10/2022	at Vanderbilt	0	0	0	0	0	0	0	0
09/17/2022	Liberty	0	0	0	0	0	0	0	0
09/24/2022	Clemson	0	0	0	0	0	0	0	0
10/01/2022	at Florida St.	0	0	0	0	0	0	0	0
10/08/2022	Army West Point	0	0	0	0	0	0	0	0
10/22/2022	Boston College	0	0	0	0	0	0	0	0
10/29/2022	at Louisville	0	0	0	0	0	0	0	0



2022-23 Wake Forest Football
Individual Game-by-Game
All games

Date	Opponent	Punting			Kickoffs			Field Goals made-att
		no.	yds	tb	no.	yds	tb	
11/05/2022	at NC State	0	0	0	0	0	0	0-0
11/12/2022	North Carolina	0	0	0	0	0	0	0-0
11/19/2022	Syracuse	0	0	0	0	0	0	0-0
11/26/2022	at Duke	0	0	0	0	0	0	0-0
		0	0	0	0	0	0	0-0



**2022-23 Wake Forest Football
Individual Game-by-Game
All games**

#10 JONES, DaShawn

Date	Opponent	Rushing				Receiving				Passing				Kick Returns				Punt Returns				all purp			
		no.	yds	td	lg	no.	yds	td	lg	cmp	att	int	yds	td	lg	no.	yds	td	lg	no.	yds		td	lg	
09/01/2022	VMI	0	0	0	0	0	0	0	0	0	0	0	0	0	0	0	0	0	0	0	0	0	0	0	
09/17/2022	Liberty	0	0	0	0	0	0	0	0	0	0	0	0	0	0	0	0	0	0	0	0	0	0	0	0
09/24/2022	Clemson	0	0	0	0	0	0	0	0	0	0	0	0	0	0	0	0	0	0	0	0	0	0	0	0
10/08/2022	Army West Point	0	0	0	0	0	0	0	0	0	0	0	0	0	0	0	0	0	0	0	0	0	0	0	0
10/22/2022	Boston College	0	0	0	0	0	0	0	0	0	0	0	0	0	0	0	0	0	0	0	0	0	0	0	0
10/29/2022	at Louisville	0	0	0	0	0	0	0	0	0	0	0	0	0	0	0	0	0	0	0	0	0	0	0	0
11/05/2022	at NC State	0	0	0	0	0	0	0	0	0	0	0	0	0	0	0	0	0	0	0	0	0	0	0	0
11/12/2022	North Carolina	0	0	0	0	0	0	0	0	0	0	0	0	0	0	0	0	0	0	0	0	0	0	0	0
11/19/2022	Syracuse	0	0	0	0	0	0	0	0	0	0	0	0	0	0	0	0	0	0	0	0	0	0	0	0
11/26/2022	at Duke	0	0	0	0	0	0	0	0	0	0	0	0	0	0	0	0	0	0	0	0	0	0	0	0
12/23/2022	vs Missouri	0	0	0	0	0	0	0	0	0	0	0	0	0	0	0	0	0	0	0	0	0	0	0	0
		0	0	0	0	0	0	0	0	0	0	0	0	0	0	0	0	0	0	0	0	0	0	0	0

Games	Avg/ rush	Avg/ catch	Pass effic	KR avg	PR avg	All purpose avg/game	Total offense avg/game
11	0.0	0.0	0.0	0.0	0.0	0.0	0.0

Date	Opponent	Tackles				Sacks	Fumble	Pass Defense			blkd	PAT attempts			off			
		ua	a	total	tfl-yds	no-yds	ff	fr-yds	int-yds	qbh	brup	kick	kick	rush	rcv	saf	pts	
09/01/2022	VMI	0	0	0	0.0-0	0-0	0	0-0	0-0	0	0	0	0-0	0	0	0	0	0
09/17/2022	Liberty	1	0	1	0.0-0	0-0	0	0-0	0-0	0	0	0	0-0	0	0	0	0	0
09/24/2022	Clemson	0	0	0	0.0-0	0-0	0	0-0	0-0	0	0	0	0-0	0	0	0	0	0
10/08/2022	Army West Point	2	0	2	0.0-0	0-0	0	0-0	0-0	0	2	0	0-0	0	0	0	0	0
10/22/2022	Boston College	2	1	3	0.0-0	0-0	0	0-0	0-0	0	1	0	0-0	0	0	0	0	0
10/29/2022	at Louisville	3	1	4	0.5-1	0-0	0	0-0	0-0	0	1	0	0-0	0	0	0	0	0
11/05/2022	at NC State	0	0	0	0.0-0	0-0	0	0-0	0-0	0	0	0	0-0	0	0	0	0	0
11/12/2022	North Carolina	6	2	8	0.0-0	0-0	0	0-0	0-0	0	1	0	0-0	0	0	0	0	0
11/19/2022	Syracuse	0	0	0	0.0-0	0-0	0	0-0	0-0	0	0	0	0-0	0	0	0	0	0
11/26/2022	at Duke	2	0	2	0.0-0	0-0	0	0-0	0-0	0	0	0	0-0	0	0	0	0	0
12/23/2022	vs Missouri	3	0	3	0.0-0	0-0	0	0-0	0-0	0	0	0	0-0	0	0	0	0	0
		19	4	23	0.5-1	0-0	0	0-0	0-0	0	5	0	0-0	0	0	0	0	0

Date	Opponent	Punting			Kickoffs			Field Goals
		no.	yds	tb	no.	yds	tb	made-att
09/01/2022	VMI	0	0	0	0	0	0	0-0
09/17/2022	Liberty	0	0	0	0	0	0	0-0
09/24/2022	Clemson	0	0	0	0	0	0	0-0
10/08/2022	Army West Point	0	0	0	0	0	0	0-0
10/22/2022	Boston College	0	0	0	0	0	0	0-0
10/29/2022	at Louisville	0	0	0	0	0	0	0-0
11/05/2022	at NC State	0	0	0	0	0	0	0-0
11/12/2022	North Carolina	0	0	0	0	0	0	0-0
11/19/2022	Syracuse	0	0	0	0	0	0	0-0



2022-23 Wake Forest Football
Individual Game-by-Game
All games

Date	Opponent	Punting			Kickoffs			Field Goals made-att
		no.	yds	tb	no.	yds	tb	
11/26/2022	at Duke	0	0	0	0	0	0	0-0
12/23/2022	vs Missouri	0	0	0	0	0	0	0-0
		0	0	0	0	0	0	0-0



**2022-23 Wake Forest Football
Individual Game-by-Game
All games**

#21 JONES, Chase

Date	Opponent	Rushing				Receiving				Passing				Kick Returns				Punt Returns				all purp	
		no.	yds	td	lg	no.	yds	td	lg	cmp	att	int	yds	td	lg	no.	yds	td	lg	no.	yds		td
09/01/2022	VMI	0	0	0	0	0	0	0	0	0	0	0	0	0	0	0	0	0	0	0	0	0	0
09/10/2022	at Vanderbilt	0	0	0	0	0	0	0	0	0	0	0	0	0	0	0	0	0	0	0	0	0	0
09/17/2022	Liberty	0	0	0	0	0	0	0	0	0	0	0	0	0	0	0	0	0	0	0	0	0	0
09/24/2022	Clemson	0	0	0	0	0	0	0	0	0	0	0	0	0	0	0	0	0	0	0	0	0	0
10/01/2022	at Florida St.	0	0	0	0	0	0	0	0	0	0	0	0	0	0	0	0	0	0	0	0	0	0
10/08/2022	Army West Point	0	0	0	0	0	0	0	0	0	0	0	0	0	0	0	0	0	0	0	0	0	0
10/22/2022	Boston College	0	0	0	0	0	0	0	0	0	0	0	0	0	0	0	0	0	0	0	0	0	0
10/29/2022	at Louisville	0	0	0	0	0	0	0	0	0	0	0	0	0	0	0	0	0	0	0	0	0	0
11/05/2022	at NC State	0	0	0	0	0	0	0	0	0	0	0	0	0	0	0	0	0	0	0	0	0	0
11/12/2022	North Carolina	0	0	0	0	0	0	0	0	0	0	0	0	0	0	0	0	0	0	0	0	0	0
11/19/2022	Syracuse	0	0	0	0	0	0	0	0	0	0	0	0	0	0	0	0	0	0	0	0	0	0
11/26/2022	at Duke	0	0	0	0	0	0	0	0	0	0	0	0	0	0	0	0	0	0	0	0	0	0
12/23/2022	vs Missouri	0	0	0	0	0	0	0	0	0	0	0	0	0	0	0	0	0	0	0	0	0	0
		0	0	0	0	0	0	0	0	0	0	0	0	0	0	0	0	0	0	0	0	0	0

Games	Avg/ rush	Avg/ catch	Pass effic	KR avg	PR avg	All purpose avg/game	Total offense avg/game
13	0.0	0.0	0.0	0.0	0.0	0.0	0.0

Date	Opponent	Tackles			Sacks	Fumble	Pass Defense			blkd	PAT attempts			off			
		ua	a	total	tfl-yds	no-yds	ff	fr-yds	int-yds	qbh	brup	kick	kick	rush	rcv	saf	pts
09/01/2022	VMI	1	2	3	0.0-0	0-0	0	0-0	0-0	0	0	0	0-0	0	0	0	0
09/10/2022	at Vanderbilt	1	3	4	1.0-2	0-0	0	0-0	0-0	0	1	0	0-0	0	0	0	0
09/17/2022	Liberty	2	1	3	0.5-1	0-0	0	0-0	1-0	0	0	0	0-0	0	0	0	0
09/24/2022	Clemson	5	4	9	1.0-3	0.5-2	0	0-0	0-0	0	0	0	0-0	0	0	0	0
10/01/2022	at Florida St.	3	3	6	1.0-1	0-0	0	1-0	0-0	0	1	0	0-0	0	0	0	0
10/08/2022	Army West Point	3	4	7	1.0-7	0.5-4	1	1-0	0-0	0	0	0	0-0	0	0	0	0
10/22/2022	Boston College	1	2	3	0.0-0	0-0	0	0-0	0-0	0	0	0	0-0	0	0	0	0
10/29/2022	at Louisville	1	2	3	0.0-0	0-0	0	0-0	0-0	1	0	0	0-0	0	0	0	0
11/05/2022	at NC State	2	4	6	0.0-0	0-0	0	0-0	0-0	0	0	0	0-0	0	0	0	0
11/12/2022	North Carolina	6	5	11	1.0-6	1-6	0	0-0	0-0	0	0	0	0-0	0	0	0	0
11/19/2022	Syracuse	2	3	5	0.0-0	0-0	0	0-0	0-0	3	0	0	0-0	0	0	0	0
11/26/2022	at Duke	2	4	6	0.5-2	0-0	0	0-0	0-0	0	0	0	0-0	0	0	0	0
12/23/2022	vs Missouri	4	4	8	0.0-0	0-0	0	0-0	0-0	0	0	0	0-0	0	0	0	0
		33	41	74	6.0-22	2-12	1	2-0	1-0	4	2	0	0-0	0	0	0	0

Date	Opponent	Punting			Kickoffs			Field Goals	
		no.	yds	tb	no.	yds	tb	made	att
09/01/2022	VMI	0	0	0	0	0	0	0	0
09/10/2022	at Vanderbilt	0	0	0	0	0	0	0	0
09/17/2022	Liberty	0	0	0	0	0	0	0	0
09/24/2022	Clemson	0	0	0	0	0	0	0	0
10/01/2022	at Florida St.	0	0	0	0	0	0	0	0
10/08/2022	Army West Point	0	0	0	0	0	0	0	0



2022-23 Wake Forest Football
Individual Game-by-Game
All games

Date	Opponent	Punting			Kickoffs			Field Goals made-att
		no.	yds	tb	no.	yds	tb	
10/22/2022	Boston College	0	0	0	0	0	0	0-0
10/29/2022	at Louisville	0	0	0	0	0	0	0-0
11/05/2022	at NC State	0	0	0	0	0	0	0-0
11/12/2022	North Carolina	0	0	0	0	0	0	0-0
11/19/2022	Syracuse	0	0	0	0	0	0	0-0
11/26/2022	at Duke	0	0	0	0	0	0	0-0
12/23/2022	vs Missouri	0	0	0	0	0	0	0-0
		0	0	0	0	0	0	0-0



2022-23 Wake Forest Football
Individual Game-by-Game
All games

#55 JURGENS, Michael

Date	Opponent	Rushing				Receiving				Passing				Kick Returns				Punt Returns				all purp	
		no.	yds	td	lg	no.	yds	td	lg	cmp	att	int	yds	td	lg	no.	yds	td	lg	no.	yds		td
09/01/2022	VMI	0	0	0	0	0	0	0	0	0	0	0	0	0	0	0	0	0	0	0	0	0	0
09/10/2022	at Vanderbilt	0	0	0	0	0	0	0	0	0	0	0	0	0	0	0	0	0	0	0	0	0	0
09/17/2022	Liberty	0	0	0	0	0	0	0	0	0	0	0	0	0	0	0	0	0	0	0	0	0	0
09/24/2022	Clemson	0	0	0	0	0	0	0	0	0	0	0	0	0	0	0	0	0	0	0	0	0	0
10/01/2022	at Florida St.	0	0	0	0	0	0	0	0	0	0	0	0	0	0	0	0	0	0	0	0	0	0
10/08/2022	Army West Point	0	0	0	0	0	0	0	0	0	0	0	0	0	0	0	0	0	0	0	0	0	0
10/22/2022	Boston College	0	0	0	0	0	0	0	0	0	0	0	0	0	0	0	0	0	0	0	0	0	0
10/29/2022	at Louisville	0	0	0	0	0	0	0	0	0	0	0	0	0	0	0	0	0	0	0	0	0	0
11/05/2022	at NC State	0	0	0	0	0	0	0	0	0	0	0	0	0	0	0	0	0	0	0	0	0	0
11/12/2022	North Carolina	0	0	0	0	0	0	0	0	0	0	0	0	0	0	0	0	0	0	0	0	0	0
11/19/2022	Syracuse	0	0	0	0	0	0	0	0	0	0	0	0	0	0	0	0	0	0	0	0	0	0
11/26/2022	at Duke	0	0	0	0	0	0	0	0	0	0	0	0	0	0	0	0	0	0	0	0	0	0
12/23/2022	vs Missouri	0	0	0	0	0	0	0	0	0	0	0	0	0	0	0	0	0	0	0	0	0	0
		0	0	0	0	0	0	0	0	0	0	0	0	0	0	0	0	0	0	0	0	0	0

Games	Avg/ rush	Avg/ catch	Pass effic	KR avg	PR avg	All purpose avg/game	Total offense avg/game
13	0.0	0.0	0.0	0.0	0.0	0.0	0.0

Date	Opponent	Tackles				Sacks	Fumble	Pass Defense			blkd	PAT attempts			off		
		ua	a	total	tfl-yds	no-yds	ff	fr-yds	int-yds	qbh	brup	kick	kick	rush	rcv	saf	pts
09/01/2022	VMI	0	0	0	0.0-0	0-0	0	0-0	0-0	0	0	0	0-0	0	0	0	0
09/10/2022	at Vanderbilt	0	0	0	0.0-0	0-0	0	0-0	0-0	0	0	0	0-0	0	0	0	0
09/17/2022	Liberty	0	0	0	0.0-0	0-0	0	0-0	0-0	0	0	0	0-0	0	0	0	0
09/24/2022	Clemson	0	0	0	0.0-0	0-0	0	0-0	0-0	0	0	0	0-0	0	0	0	0
10/01/2022	at Florida St.	0	0	0	0.0-0	0-0	0	0-0	0-0	0	0	0	0-0	0	0	0	0
10/08/2022	Army West Point	0	0	0	0.0-0	0-0	0	0-0	0-0	0	0	0	0-0	0	0	0	0
10/22/2022	Boston College	0	0	0	0.0-0	0-0	0	0-0	0-0	0	0	0	0-0	0	0	0	0
10/29/2022	at Louisville	0	0	0	0.0-0	0-0	0	0-0	0-0	0	0	0	0-0	0	0	0	0
11/05/2022	at NC State	0	0	0	0.0-0	0-0	0	0-0	0-0	0	0	0	0-0	0	0	0	0
11/12/2022	North Carolina	0	0	0	0.0-0	0-0	0	0-0	0-0	0	0	0	0-0	0	0	0	0
11/19/2022	Syracuse	0	0	0	0.0-0	0-0	0	0-0	0-0	0	0	0	0-0	0	0	0	0
11/26/2022	at Duke	0	0	0	0.0-0	0-0	0	0-0	0-0	0	0	0	0-0	0	0	0	0
12/23/2022	vs Missouri	0	0	0	0.0-0	0-0	0	0-0	0-0	0	0	0	0-0	0	0	0	0
		0	0	0	0.0-0	0-0	0	0-0	0-0	0	0	0	0-0	0	0	0	0

Date	Opponent	Punting			Kickoffs			Field Goals
		no.	yds	tb	no.	yds	tb	made-att
09/01/2022	VMI	0	0	0	0	0	0	0-0
09/10/2022	at Vanderbilt	0	0	0	0	0	0	0-0
09/17/2022	Liberty	0	0	0	0	0	0	0-0
09/24/2022	Clemson	0	0	0	0	0	0	0-0
10/01/2022	at Florida St.	0	0	0	0	0	0	0-0



2022-23 Wake Forest Football
Individual Game-by-Game
All games

Date	Opponent	Punting			Kickoffs			Field Goals made-att
		no.	yds	tb	no.	yds	tb	
10/08/2022	Army West Point	0	0	0	0	0	0	0-0
10/22/2022	Boston College	0	0	0	0	0	0	0-0
10/29/2022	at Louisville	0	0	0	0	0	0	0-0
11/05/2022	at NC State	0	0	0	0	0	0	0-0
11/12/2022	North Carolina	0	0	0	0	0	0	0-0
11/19/2022	Syracuse	0	0	0	0	0	0	0-0
11/26/2022	at Duke	0	0	0	0	0	0	0-0
12/23/2022	vs Missouri	0	0	0	0	0	0	0-0
		0	0	0	0	0	0	0-0



2022-23 Wake Forest Football
Individual Game-by-Game
All games

#15 KERN, Michael

Date	Opponent	Rushing				Receiving				Passing				Kick Returns				Punt Returns				all purp		
		no.	yds	td	lg	no.	yds	td	lg	cmp	att	int	yds	td	lg	no.	yds	td	lg	no.	yds		td	lg
09/01/2022	VMI	0	0	0	0	0	0	0	0	3	4	0	6	0	6	0	0	0	0	0	0	0	0	0
10/08/2022	Army West Point	0	0	0	0	0	0	0	0	0	0	0	0	0	0	0	0	0	0	0	0	0	0	0
		0	0	0	0	0	0	0	0	3	4	0	6	0	6	0	0	0	0	0	0	0	0	6

Games	Avg/ rush	Avg/ catch	Pass effic	KR avg	PR avg	All purpose avg/game	Total offense avg/game
2	0.0	0.0	87.6	0.0	0.0	0.0	3.0

Date	Opponent	Tackles				Sacks	Fumble	Pass Defense			blkd	PAT attempts			off		
		ua	a	total	tfl-yds	no-yds	ff	fr-yds	int-yds	qbh	brup	kick	kick	rush	rcv	saf	pts
09/01/2022	VMI	0	0	0	0.0-0	0-0	0	0-0	0-0	0	0	0	0-0	0	0	0	0
10/08/2022	Army West Point	0	0	0	0.0-0	0-0	0	0-0	0-0	0	0	0	0-0	0	0	0	0
		0	0	0	0.0-0	0-0	0	0-0	0-0	0	0	0	0-0	0	0	0	0

Date	Opponent	Punting			Kickoffs			Field Goals	
		no.	yds	tb	no.	yds	tb	made	att
09/01/2022	VMI	0	0	0	0	0	0	0	0
10/08/2022	Army West Point	0	0	0	0	0	0	0	0
		0	0	0	0	0	0	0	0



**2022-23 Wake Forest Football
Individual Game-by-Game
All games**

#79 MAGINN, Sean

Date	Opponent	Rushing				Receiving				Passing				Kick Returns				Punt Returns				all purp	
		no.	yds	td	lg	no.	yds	td	lg	cmp	att	int	yds	td	lg	no.	yds	td	lg	no.	yds		td
09/01/2022	VMI	0	0	0	0	0	0	0	0	0	0	0	0	0	0	0	0	0	0	0	0	0	0
09/10/2022	at Vanderbilt	0	0	0	0	0	0	0	0	0	0	0	0	0	0	0	0	0	0	0	0	0	0
09/17/2022	Liberty	0	0	0	0	0	0	0	0	0	0	0	0	0	0	0	0	0	0	0	0	0	0
09/24/2022	Clemson	0	0	0	0	0	0	0	0	0	0	0	0	0	0	0	0	0	0	0	0	0	0
10/01/2022	at Florida St.	0	0	0	0	0	0	0	0	0	0	0	0	0	0	0	0	0	0	0	0	0	0
10/08/2022	Army West Point	0	0	0	0	0	0	0	0	0	0	0	0	0	0	0	0	0	0	0	0	0	0
10/22/2022	Boston College	0	0	0	0	0	0	0	0	0	0	0	0	0	0	0	0	0	0	0	0	0	0
10/29/2022	at Louisville	0	0	0	0	0	0	0	0	0	0	0	0	0	0	0	0	0	0	0	0	0	0
11/05/2022	at NC State	0	0	0	0	0	0	0	0	0	0	0	0	0	0	0	0	0	0	0	0	0	0
11/12/2022	North Carolina	0	0	0	0	0	0	0	0	0	0	0	0	0	0	0	0	0	0	0	0	0	0
11/19/2022	Syracuse	0	0	0	0	0	0	0	0	0	0	0	0	0	0	0	0	0	0	0	0	0	0
11/26/2022	at Duke	0	0	0	0	0	0	0	0	0	0	0	0	0	0	0	0	0	0	0	0	0	0
12/23/2022	vs Missouri	0	0	0	0	0	0	0	0	0	0	0	0	0	0	0	0	0	0	0	0	0	0
		0	0	0	0	0	0	0	0	0	0	0	0	0	0	0	0	0	0	0	0	0	0

Games	Avg/ rush	Avg/ catch	Pass effic	KR avg	PR avg	All purpose avg/game	Total offense avg/game
13	0.0	0.0	0.0	0.0	0.0	0.0	0.0

Date	Opponent	Tackles				Sacks	Fumble	Pass Defense			blkd	PAT attempts			off		
		ua	a	total	tfl-yds	no-yds	ff	fr-yds	int-yds	qbh	brup	kick	kick	rush	rcv	saf	pts
09/01/2022	VMI	0	0	0	0.0-0	0-0	0	0-0	0-0	0	0	0	0-0	0	0	0	0
09/10/2022	at Vanderbilt	0	0	0	0.0-0	0-0	0	0-0	0-0	0	0	0	0-0	0	0	0	0
09/17/2022	Liberty	0	0	0	0.0-0	0-0	0	0-0	0-0	0	0	0	0-0	0	0	0	0
09/24/2022	Clemson	0	0	0	0.0-0	0-0	0	0-0	0-0	0	0	0	0-0	0	0	0	0
10/01/2022	at Florida St.	1	0	1	0.0-0	0-0	0	0-0	0-0	0	0	0	0-0	0	0	0	0
10/08/2022	Army West Point	0	0	0	0.0-0	0-0	0	0-0	0-0	0	0	0	0-0	0	0	0	0
10/22/2022	Boston College	0	0	0	0.0-0	0-0	0	0-0	0-0	0	0	0	0-0	0	0	0	0
10/29/2022	at Louisville	0	0	0	0.0-0	0-0	0	0-0	0-0	0	0	0	0-0	0	0	0	0
11/05/2022	at NC State	0	0	0	0.0-0	0-0	0	0-0	0-0	0	0	0	0-0	0	0	0	0
11/12/2022	North Carolina	0	0	0	0.0-0	0-0	0	0-0	0-0	0	0	0	0-0	0	0	0	0
11/19/2022	Syracuse	0	0	0	0.0-0	0-0	0	0-0	0-0	0	0	0	0-0	0	0	0	0
11/26/2022	at Duke	0	0	0	0.0-0	0-0	0	0-0	0-0	0	0	0	0-0	0	0	0	0
12/23/2022	vs Missouri	0	0	0	0.0-0	0-0	0	0-0	0-0	0	0	0	0-0	0	0	0	0
		1	0	1	0.0-0	0-0	0	0-0	0-0	0	0	0	0-0	0	0	0	0

Date	Opponent	Punting			Kickoffs			Field Goals
		no.	yds	tb	no.	yds	tb	made-att
09/01/2022	VMI	0	0	0	0	0	0	0-0
09/10/2022	at Vanderbilt	0	0	0	0	0	0	0-0
09/17/2022	Liberty	0	0	0	0	0	0	0-0
09/24/2022	Clemson	0	0	0	0	0	0	0-0
10/01/2022	at Florida St.	0	0	0	0	0	0	0-0



2022-23 Wake Forest Football
Individual Game-by-Game
All games

Date	Opponent	Punting			Kickoffs			Field Goals made-att
		no.	yds	tb	no.	yds	tb	
10/08/2022	Army West Point	0	0	0	0	0	0	0-0
10/22/2022	Boston College	0	0	0	0	0	0	0-0
10/29/2022	at Louisville	0	0	0	0	0	0	0-0
11/05/2022	at NC State	0	0	0	0	0	0	0-0
11/12/2022	North Carolina	0	0	0	0	0	0	0-0
11/19/2022	Syracuse	0	0	0	0	0	0	0-0
11/26/2022	at Duke	0	0	0	0	0	0	0-0
12/23/2022	vs Missouri	0	0	0	0	0	0	0-0
		0	0	0	0	0	0	0-0



**2022-23 Wake Forest Football
Individual Game-by-Game
All games**

#25 MARTIN, JR., Jermal

Date	Opponent	Rushing				Receiving				Passing				Kick Returns				Punt Returns				all purp	
		no.	yds	td	lg	no.	yds	td	lg	cmp	att	int	yds	td	lg	no.	yds	td	lg	no.	yds		td
09/01/2022	VMI	0	0	0	0	0	0	0	0	0	0	0	0	0	0	0	0	0	0	0	0	0	0
09/10/2022	at Vanderbilt	0	0	0	0	0	0	0	0	0	0	0	0	0	0	0	0	0	0	0	0	0	0
09/17/2022	Liberty	0	0	0	0	0	0	0	0	0	0	0	0	0	0	0	0	0	0	0	0	0	0
09/24/2022	Clemson	0	0	0	0	0	0	0	0	0	0	0	0	0	0	0	0	0	0	0	0	0	0
10/01/2022	at Florida St.	0	0	0	0	0	0	0	0	0	0	0	0	0	0	0	0	0	0	0	0	0	0
10/08/2022	Army West Point	0	0	0	0	0	0	0	0	0	0	0	0	0	0	0	0	0	0	0	0	0	0
10/22/2022	Boston College	0	0	0	0	0	0	0	0	0	0	0	0	0	0	0	0	0	0	0	0	0	0
10/29/2022	at Louisville	0	0	0	0	0	0	0	0	0	0	0	0	0	0	0	0	0	0	0	0	0	0
11/05/2022	at NC State	0	0	0	0	0	0	0	0	0	0	0	0	0	0	0	0	0	0	0	0	0	0
11/12/2022	North Carolina	0	0	0	0	0	0	0	0	0	0	0	0	0	0	0	0	0	0	0	0	0	0
11/19/2022	Syracuse	0	0	0	0	0	0	0	0	0	0	0	0	0	0	0	0	0	0	0	0	0	0
11/26/2022	at Duke	0	0	0	0	0	0	0	0	0	0	0	0	0	0	0	0	0	0	0	0	0	0
12/23/2022	vs Missouri	0	0	0	0	0	0	0	0	0	0	0	0	0	0	0	0	0	0	0	0	0	0
		0	0	0	0	0	0	0	0	0	0	0	0	0	0	0	0	0	0	0	0	0	0

Games	Avg/ rush	Avg/ catch	Pass effic	KR avg	PR avg	All purpose avg/game	Total offense avg/game
13	0.0	0.0	0.0	0.0	0.0	0.0	0.0

Date	Opponent	Tackles				Sacks	Fumble	Pass Defense			blkd	PAT attempts			off		
		ua	a	total	tfl-yds	no-yds	ff	fr-yds	int-yds	qbh	brup	kick	kick	rush	rcv	saf	pts
09/01/2022	VMI	1	1	2	0.5-1	0-0	0	0-0	0-0	0	0	0	0-0	0	0	0	0
09/10/2022	at Vanderbilt	1	0	1	0.0-0	0-0	0	0-0	0-0	0	0	0	0-0	0	0	0	0
09/17/2022	Liberty	3	4	7	0.5-0	0-0	0	0-0	0-0	1	1	0	0-0	0	0	0	0
09/24/2022	Clemson	3	0	3	0.0-0	0-0	0	0-0	0-0	0	0	0	0-0	0	0	0	0
10/01/2022	at Florida St.	2	1	3	0.0-0	0-0	0	0-0	0-0	0	0	0	0-0	0	0	0	0
10/08/2022	Army West Point	4	0	4	0.0-0	0-0	0	0-0	0-0	0	1	0	0-0	0	0	0	0
10/22/2022	Boston College	1	0	1	0.0-0	0-0	0	0-0	0-0	0	2	0	0-0	0	0	0	0
10/29/2022	at Louisville	0	0	0	0.0-0	0-0	0	0-0	0-0	0	0	0	0-0	0	0	0	0
11/05/2022	at NC State	3	0	3	0.0-0	0-0	0	0-0	0-0	0	0	0	0-0	0	0	0	0
11/12/2022	North Carolina	1	2	3	0.0-0	0-0	0	0-0	0-0	0	0	0	0-0	0	0	0	0
11/19/2022	Syracuse	2	1	3	1.0-2	0-0	0	0-0	0-0	0	1	0	0-0	0	0	0	0
11/26/2022	at Duke	2	2	4	0.0-0	0-0	0	0-0	1-0	0	0	0	0-0	0	0	0	0
12/23/2022	vs Missouri	2	2	4	0.0-0	0-0	0	0-0	0-0	0	0	0	0-0	0	0	0	0
		25	13	38	2.0-3	0-0	0	0-0	1-0	1	5	0	0-0	0	0	0	0

Date	Opponent	Punting			Kickoffs			Field Goals	
		no.	yds	tb	no.	yds	tb	made	att
09/01/2022	VMI	0	0	0	0	0	0	0	0
09/10/2022	at Vanderbilt	0	0	0	0	0	0	0	0
09/17/2022	Liberty	0	0	0	0	0	0	0	0
09/24/2022	Clemson	0	0	0	0	0	0	0	0
10/01/2022	at Florida St.	0	0	0	0	0	0	0	0
10/08/2022	Army West Point	0	0	0	0	0	0	0	0



2022-23 Wake Forest Football
Individual Game-by-Game
All games

Date	Opponent	Punting			Kickoffs			Field Goals made-att
		no.	yds	tb	no.	yds	tb	
10/22/2022	Boston College	0	0	0	0	0	0	0-0
10/29/2022	at Louisville	0	0	0	0	0	0	0-0
11/05/2022	at NC State	0	0	0	0	0	0	0-0
11/12/2022	North Carolina	0	0	0	0	0	0	0-0
11/19/2022	Syracuse	0	0	0	0	0	0	0-0
11/26/2022	at Duke	0	0	0	0	0	0	0-0
12/23/2022	vs Missouri	0	0	0	0	0	0	0-0
		0	0	0	0	0	0	0-0



**2022-23 Wake Forest Football
Individual Game-by-Game
All games**

#37 MASTERSON, Christian

Date	Opponent	Rushing				Receiving				Passing				Kick Returns				Punt Returns				all purp		
		no.	yds	td	lg	no.	yds	td	lg	cmp	att	int	yds	td	lg	no.	yds	td	lg	no.	yds		td	lg
09/01/2022	VMI	0	0	0	0	0	0	0	0	0	0	0	0	0	0	0	0	0	0	0	0	0	0	0
09/10/2022	at Vanderbilt	0	0	0	0	0	0	0	0	0	0	0	0	0	0	0	0	0	0	0	0	0	0	0
10/08/2022	Army West Point	0	0	0	0	0	0	0	0	0	0	0	0	0	0	0	0	0	0	0	0	0	0	0
10/29/2022	at Louisville	0	0	0	0	0	0	0	0	0	0	0	0	0	0	0	0	0	0	0	0	0	0	0
		0	0	0	0	0	0	0	0	0-0-0	0	0	0	0	0	0	0	0	0	0	0	0	0	

Games	Avg/ rush	Avg/ catch	Pass effic	KR avg	PR avg	All purpose avg/game	Total offense avg/game
4	0.0	0.0	0.0	0.0	0.0	0.0	0.0

Date	Opponent	Tackles				Sacks	Fumble	Pass Defense			blkd	PAT attempts			off		
		ua	a	total	tfl-yds	no-yds	ff	fr-yds	int-yds	qbh	brup	kick	kick	rush	rcv	saf	pts
09/01/2022	VMI	0	1	1	0.0-0	0-0	0	0-0	0-0	0	0	0	0-0	0	0	0	0
09/10/2022	at Vanderbilt	1	0	1	0.0-0	0-0	0	0-0	0-0	0	0	0	0-0	0	0	0	0
10/08/2022	Army West Point	0	0	0	0.0-0	0-0	0	0-0	0-0	0	0	0	0-0	0	0	0	0
10/29/2022	at Louisville	0	0	0	0.0-0	0-0	0	0-0	0-0	0	0	0	0-0	0	0	0	0
		1	1	2	0.0-0	0-0	0	0-0	0-0	0	0	0	0-0	0	0	0	0

Date	Opponent	Punting			Kickoffs			Field Goals	
		no.	yds	tb	no.	yds	tb	made	att
09/01/2022	VMI	0	0	0	0	0	0	0	0
09/10/2022	at Vanderbilt	0	0	0	0	0	0	0	0
10/08/2022	Army West Point	0	0	0	0	0	0	0	0
10/29/2022	at Louisville	0	0	0	0	0	0	0	0
		0	0	0	0	0	0	0	0



**2022-23 Wake Forest Football
Individual Game-by-Game
All games**

#36 MORA, Ivan

Date	Opponent	Rushing				Receiving				Passing				Kick Returns				Punt Returns				all purp	
		no.	yds	td	lg	no.	yds	td	lg	cmp	att	int	yds	td	lg	no.	yds	td	lg	no.	yds		td
09/01/2022	VMI	0	0	0	0	0	0	0	0	0	0	0	0	0	0	0	0	0	0	0	0	0	0
09/10/2022	at Vanderbilt	0	0	0	0	0	0	0	0	0	0	0	0	0	0	0	0	0	0	0	0	0	0
09/17/2022	Liberty	0	0	0	0	0	0	0	0	0	0	0	0	0	0	0	0	0	0	0	0	0	0
09/24/2022	Clemson	0	0	0	0	0	0	0	0	0	0	0	0	0	0	0	0	0	0	0	0	0	0
10/01/2022	at Florida St.	0	0	0	0	0	0	0	0	0	0	0	0	0	0	0	0	0	0	0	0	0	0
10/08/2022	Army West Point	0	0	0	0	0	0	0	0	0	0	0	0	0	0	0	0	0	0	0	0	0	0
10/22/2022	Boston College	0	0	0	0	0	0	0	0	0	0	0	0	0	0	0	0	0	0	0	0	0	0
10/29/2022	at Louisville	0	0	0	0	0	0	0	0	0	0	0	0	0	0	0	0	0	0	0	0	0	0
11/05/2022	at NC State	0	0	0	0	0	0	0	0	0	0	0	0	0	0	0	0	0	0	0	0	0	0
11/12/2022	North Carolina	0	0	0	0	0	0	0	0	0	0	0	0	0	0	0	0	0	0	0	0	0	0
11/19/2022	Syracuse	0	0	0	0	0	0	0	0	0	0	0	0	0	0	0	0	0	0	0	0	0	0
12/23/2022	vs Missouri	0	0	0	0	0	0	0	0	0	0	0	0	0	0	0	0	0	0	0	0	0	0
		0	0	0	0	0	0	0	0	0	0	0	0	0	0	0	0	0	0	0	0	0	0

Games	Avg/ rush	Avg/ catch	Pass effic	KR avg	PR avg	All purpose avg/game	Total offense avg/game
12	0.0	0.0	0.0	0.0	0.0	0.0	0.0

Date	Opponent	Tackles				Sacks	Fumble	Pass Defense			blkd	PAT attempts			off		
		ua	a	total	tfl-yds	no-yds	ff	fr-yds	int-yds	qbh	brup	kick	kick	rush	rcv	saf	pts
09/01/2022	VMI	0	0	0	0.0-0	0-0	0	0-0	0-0	0	0	0	0-0	0	0	0	0
09/10/2022	at Vanderbilt	0	0	0	0.0-0	0-0	0	0-0	0-0	0	0	0	0-0	0	0	0	0
09/17/2022	Liberty	0	0	0	0.0-0	0-0	0	0-0	0-0	0	0	0	0-0	0	0	0	0
09/24/2022	Clemson	0	0	0	0.0-0	0-0	0	0-0	0-0	0	0	0	0-0	0	0	0	0
10/01/2022	at Florida St.	1	0	1	0.0-0	0-0	0	0-0	0-0	0	0	0	0-0	0	0	0	0
10/08/2022	Army West Point	0	0	0	0.0-0	0-0	0	0-0	0-0	0	0	0	0-0	0	0	0	0
10/22/2022	Boston College	0	0	0	0.0-0	0-0	0	0-0	0-0	0	0	0	0-0	0	0	0	0
10/29/2022	at Louisville	0	0	0	0.0-0	0-0	0	0-0	0-0	0	0	0	0-0	0	0	0	0
11/05/2022	at NC State	0	0	0	0.0-0	0-0	0	0-0	0-0	0	0	0	0-0	0	0	0	0
11/12/2022	North Carolina	0	0	0	0.0-0	0-0	0	0-0	0-0	0	0	0	0-0	0	0	0	0
11/19/2022	Syracuse	1	0	1	0.0-0	0-0	0	0-0	0-0	0	0	0	0-0	0	0	0	0
12/23/2022	vs Missouri	0	0	0	0.0-0	0-0	0	0-0	0-0	0	0	0	0-0	0	0	0	0
		2	0	2	0.0-0	0-0	0	0-0	0-0	0	0	0	0-0	0	0	0	0

Date	Opponent	Punting			Kickoffs			Field Goals	
		no.	yds	tb	no.	yds	tb	made	att
09/01/2022	VMI	3	131	0	6	377	3	0	0
09/10/2022	at Vanderbilt	5	211	0	8	509	3	0	0
09/17/2022	Liberty	3	107	0	9	490	2	0	0
09/24/2022	Clemson	5	202	0	7	375	1	0	0
10/01/2022	at Florida St.	3	115	0	6	310	0	0	0
10/08/2022	Army West Point	1	34	0	7	424	1	0	0
10/22/2022	Boston College	3	152	1	7	432	1	0	0



2022-23 Wake Forest Football
Individual Game-by-Game
All games

Date	Opponent	Punting			Kickoffs			Field Goals made-att
		no.	yds	tb	no.	yds	tb	
10/29/2022	at Louisville	4	199	0	3	188	2	0-0
11/05/2022	at NC State	3	123	0	4	224	0	0-0
11/12/2022	North Carolina	3	132	0	6	301	0	0-0
11/19/2022	Syracuse	0	0	0	2	123	0	0-0
12/23/2022	vs Missouri	7	224	0	5	209	0	0-0
		40	1630	1	70	3962	13	0-0



**2022-23 Wake Forest Football
Individual Game-by-Game
All games**

#2 MORIN, Taylor

Date	Opponent	Rushing				Receiving				Passing				Kick Returns				Punt Returns				all purp
		no.	yds	td	lg	no.	yds	td	lg	cmp	att	int	yds	td	lg	no.	yds	td	lg	no.	yds	
09/01/2022	VMI	0	0	0	0	5	74	1	23	0	0	0	0	0	0	0	3	13	0	6	87	
09/10/2022	at Vanderbilt	0	0	0	0	4	44	1	25	0	0	0	0	0	0	0	3	21	0	15	65	
09/17/2022	Liberty	0	0	0	0	4	21	0	8	0	0	0	0	0	0	0	1	38	0	38	59	
09/24/2022	Clemson	0	0	0	0	3	17	0	9	0	0	0	0	0	0	0	2	5	0	5	22	
10/01/2022	at Florida St.	0	0	0	0	1	3	0	3	0	0	0	0	0	0	0	1	0	0	0	3	
10/08/2022	Army West Point	0	0	0	0	0	0	0	0	0	0	0	0	0	0	0	0	0	0	0	0	
10/22/2022	Boston College	0	0	0	0	4	48	2	33	0	0	0	0	0	0	0	1	5	0	5	53	
10/29/2022	at Louisville	0	0	0	0	2	24	0	18	0	0	0	0	0	0	0	0	0	0	0	24	
11/05/2022	at NC State	0	0	0	0	4	56	1	24	0	0	0	0	0	0	0	3	20	0	11	76	
11/12/2022	North Carolina	0	0	0	0	5	106	1	48	0	0	0	0	0	0	0	1	14	0	14	120	
11/19/2022	Syracuse	0	0	0	0	6	59	0	13	0	0	0	0	0	0	0	1	5	0	5	64	
11/26/2022	at Duke	0	0	0	0	6	93	1	31	0	0	0	0	0	0	0	1	7	0	7	100	
12/23/2022	vs Missouri	0	0	0	0	3	30	2	16	0	0	0	0	0	0	0	0	0	0	0	30	
		0	0	0	0	47	575	9	48	0	0	0	0	0	0	0	17	128	0	38	0	

Games	Avg/ rush	Avg/ catch	Pass effic	KR avg	PR avg	All purpose avg/game	Total offense avg/game
13	0.0	12.2	0.0	0.0	7.5	54.1	0.0

Date	Opponent	Tackles				Sacks	Fumble	Pass Defense			blkd	PAT attempts			off		
		ua	a	total	tfl-yds	no-yds	ff	fr-yds	int-yds	qbh	brup	kick	kick	rush	rcv	saf	pts
09/01/2022	VMI	0	0	0	0.0-0	0-0	0	0-0	0-0	0	0	0	0-0	0	0	0	6
09/10/2022	at Vanderbilt	0	0	0	0.0-0	0-0	0	0-0	0-0	0	0	0	0-0	0	0	0	6
09/17/2022	Liberty	0	0	0	0.0-0	0-0	0	0-0	0-0	0	0	0	0-0	0	0	0	0
09/24/2022	Clemson	0	0	0	0.0-0	0-0	0	0-0	0-0	0	0	0	0-0	0	0	0	0
10/01/2022	at Florida St.	0	0	0	0.0-0	0-0	0	0-0	0-0	0	0	0	0-0	0	0	0	0
10/08/2022	Army West Point	0	0	0	0.0-0	0-0	0	0-0	0-0	0	0	0	0-0	0	0	0	0
10/22/2022	Boston College	1	0	1	0.0-0	0-0	0	0-0	0-0	0	0	0	0-0	0	0	0	12
10/29/2022	at Louisville	0	0	0	0.0-0	0-0	0	0-0	0-0	0	0	0	0-0	0	0	0	0
11/05/2022	at NC State	0	0	0	0.0-0	0-0	0	0-0	0-0	0	0	0	0-0	0	0	0	6
11/12/2022	North Carolina	0	0	0	0.0-0	0-0	0	0-0	0-0	0	0	0	0-0	0	0	0	6
11/19/2022	Syracuse	0	0	0	0.0-0	0-0	0	0-0	0-0	0	0	0	0-0	0	0	0	0
11/26/2022	at Duke	0	0	0	0.0-0	0-0	0	0-0	0-0	0	0	0	0-0	0	0	0	6
12/23/2022	vs Missouri	0	0	0	0.0-0	0-0	0	0-0	0-0	0	0	0	0-0	0	0	0	12
		1	0	1	0.0-0	0-0	0	0-0	0-0	0	0	0	0-0	0	0	0	54

Date	Opponent	Punting			Kickoffs			Field Goals
		no.	yds	tb	no.	yds	tb	made-att
09/01/2022	VMI	0	0	0	0	0	0	0-0
09/10/2022	at Vanderbilt	0	0	0	0	0	0	0-0
09/17/2022	Liberty	0	0	0	0	0	0	0-0
09/24/2022	Clemson	0	0	0	0	0	0	0-0
10/01/2022	at Florida St.	0	0	0	0	0	0	0-0
10/08/2022	Army West Point	0	0	0	0	0	0	0-0



2022-23 Wake Forest Football
Individual Game-by-Game
All games

Date	Opponent	Punting			Kickoffs			Field Goals made-att
		no.	yds	tb	no.	yds	tb	
10/22/2022	Boston College	0	0	0	0	0	0	0-0
10/29/2022	at Louisville	0	0	0	0	0	0	0-0
11/05/2022	at NC State	0	0	0	0	0	0	0-0
11/12/2022	North Carolina	0	0	0	0	0	0	0-0
11/19/2022	Syracuse	0	0	0	0	0	0	0-0
11/26/2022	at Duke	0	0	0	0	0	0	0-0
12/23/2022	vs Missouri	0	0	0	0	0	0	0-0
		0	0	0	0	0	0	0-0



**2022-23 Wake Forest Football
Individual Game-by-Game
All games**

#88 MURPHY, Zach

Date	Opponent	Rushing				Receiving				Passing				Kick Returns				Punt Returns				all purp			
		no.	yds	td	lg	no.	yds	td	lg	cmp	att	int	yds	td	lg	no.	yds	td	lg	no.	yds		td	lg	
09/01/2022	VMI	0	0	0	0	0	0	0	0	0	0	0	0	0	0	0	0	0	0	0	0	0	0	0	
09/10/2022	at Vanderbilt	0	0	0	0	0	0	0	0	0	0	0	0	0	0	0	0	0	0	0	0	0	0	0	0
09/17/2022	Liberty	0	0	0	0	0	0	0	0	0	0	0	0	0	0	0	0	0	0	0	0	0	0	0	0
09/24/2022	Clemson	0	0	0	0	0	0	0	0	0	0	0	0	0	0	0	0	0	0	0	0	0	0	0	0
10/01/2022	at Florida St.	0	0	0	0	0	0	0	0	0	0	0	0	0	0	0	0	0	0	0	0	0	0	0	0
10/08/2022	Army West Point	0	0	0	0	0	0	0	0	0	0	0	0	0	0	0	0	0	0	0	0	0	0	0	0
10/22/2022	Boston College	0	0	0	0	0	0	0	0	0	0	0	0	0	0	0	0	0	0	0	0	0	0	0	0
10/29/2022	at Louisville	0	0	0	0	0	0	0	0	0	0	0	0	0	0	0	0	0	0	0	0	0	0	0	0
11/05/2022	at NC State	0	0	0	0	0	0	0	0	0	0	0	0	0	0	0	0	0	0	0	0	0	0	0	0
11/12/2022	North Carolina	0	0	0	0	0	0	0	0	0	0	0	0	0	0	0	0	0	0	0	0	0	0	0	0
11/19/2022	Syracuse	0	0	0	0	0	0	0	0	0	0	0	0	0	0	0	0	0	0	0	0	0	0	0	0
11/26/2022	at Duke	0	0	0	0	0	0	0	0	0	0	0	0	0	0	0	0	0	0	0	0	0	0	0	0
12/23/2022	vs Missouri	0	0	0	0	0	0	0	0	0	0	0	0	0	0	0	0	0	0	0	0	0	0	0	0
		0	0	0	0	0	0	0	0	0	0	0	0	0	0	0	0	0	0	0	0	0	0	0	0

Games	Avg/ rush	Avg/ catch	Pass effic	KR avg	PR avg	All purpose avg/game	Total offense avg/game
13	0.0	0.0	0.0	0.0	0.0	0.0	0.0

Date	Opponent	Tackles				Sacks	Fumble	Pass Defense			blkd	PAT attempts			off		
		ua	a	total	tfl-yds	no-yds	ff	fr-yds	int-yds	qbh	brup	kick	kick	rush	rcv	saf	pts
09/01/2022	VMI	0	0	0	0.0-0	0-0	0	0-0	0-0	0	0	0	1-1	0	0	0	1
09/10/2022	at Vanderbilt	0	0	0	0.0-0	0-0	0	0-0	0-0	0	0	0	0-0	0	0	0	0
09/17/2022	Liberty	0	0	0	0.0-0	0-0	0	0-0	0-0	0	0	0	0-0	0	0	0	0
09/24/2022	Clemson	0	0	0	0.0-0	0-0	0	0-0	0-0	0	0	0	0-0	0	0	0	0
10/01/2022	at Florida St.	0	0	0	0.0-0	0-0	0	0-0	0-0	0	0	0	0-0	0	0	0	0
10/08/2022	Army West Point	0	0	0	0.0-0	0-0	0	0-0	0-0	0	0	0	1-1	0	0	0	1
10/22/2022	Boston College	0	0	0	0.0-0	0-0	0	0-0	0-0	0	0	0	0-0	0	0	0	0
10/29/2022	at Louisville	0	0	0	0.0-0	0-0	0	0-0	0-0	0	0	0	1-1	0	0	0	1
11/05/2022	at NC State	0	0	0	0.0-0	0-0	0	0-0	0-0	0	0	0	0-0	0	0	0	0
11/12/2022	North Carolina	0	0	0	0.0-0	0-0	0	0-0	0-0	0	0	0	0-0	0	0	0	0
11/19/2022	Syracuse	0	0	0	0.0-0	0-0	0	0-0	0-0	0	0	0	0-0	0	0	0	0
11/26/2022	at Duke	0	0	0	0.0-0	0-0	0	0-0	0-0	0	0	0	0-0	0	0	0	0
12/23/2022	vs Missouri	0	0	0	0.0-0	0-0	0	0-0	0-0	0	0	0	0-0	0	0	0	0
		0	0	0	0.0-0	0-0	0	0-0	0-0	0	0	0	3-3	0	0	0	3

Date	Opponent	Punting			Kickoffs			Field Goals
		no.	yds	tb	no.	yds	tb	made-att
09/01/2022	VMI	1	34	0	3	177	0	0-0
09/10/2022	at Vanderbilt	0	0	0	0	0	0	0-0
09/17/2022	Liberty	0	0	0	0	0	0	0-0
09/24/2022	Clemson	0	0	0	0	0	0	0-0
10/01/2022	at Florida St.	0	0	0	0	0	0	0-0



2022-23 Wake Forest Football
Individual Game-by-Game
All games

Date	Opponent	Punting			Kickoffs			Field Goals made-att
		no.	yds	tb	no.	yds	tb	
10/08/2022	Army West Point	0	0	0	1	54	0	0-0
10/22/2022	Boston College	1	47	0	0	0	0	0-0
10/29/2022	at Louisville	0	0	0	1	62	0	0-0
11/05/2022	at NC State	0	0	0	0	0	0	0-0
11/12/2022	North Carolina	0	0	0	0	0	0	0-0
11/19/2022	Syracuse	4	157	1	6	339	2	0-0
11/26/2022	at Duke	0	0	0	0	0	0	0-0
12/23/2022	vs Missouri	0	0	0	0	0	0	0-0
		6	238	1	11	632	2	0-0



**2022-23 Wake Forest Football
Individual Game-by-Game
All games**

#3 MUSTAPHA, Malik

Date	Opponent	Rushing				Receiving				Passing				Kick Returns				Punt Returns				all purp	
		no.	yds	td	lg	no.	yds	td	lg	cmp	att	int	yds	td	lg	no.	yds	td	lg	no.	yds		td
09/01/2022	VMI	0	0	0	0	0	0	0	0	0	0	0	0	0	0	0	0	0	0	0	0	0	0
09/10/2022	at Vanderbilt	0	0	0	0	0	0	0	0	0	0	0	0	0	0	0	0	0	0	0	0	0	0
09/17/2022	Liberty	0	0	0	0	0	0	0	0	0	0	0	0	0	0	0	0	0	0	0	0	0	0
09/24/2022	Clemson	0	0	0	0	0	0	0	0	0	0	0	0	0	0	0	0	0	0	0	0	0	0
10/01/2022	at Florida St.	0	0	0	0	0	0	0	0	0	0	0	0	0	0	0	0	0	0	0	0	0	0
10/08/2022	Army West Point	0	0	0	0	0	0	0	0	0	0	0	0	0	0	0	0	0	0	0	0	0	0
10/22/2022	Boston College	0	0	0	0	0	0	0	0	0	0	0	0	0	0	0	0	0	0	0	0	0	0
10/29/2022	at Louisville	0	0	0	0	0	0	0	0	0	0	0	0	0	0	0	0	0	0	0	0	0	0
11/05/2022	at NC State	0	0	0	0	0	0	0	0	0	0	0	0	0	0	0	0	0	0	0	0	0	0
12/23/2022	vs Missouri	0	0	0	0	0	0	0	0	0	0	0	0	0	0	0	0	0	0	0	0	0	0
		0	0	0	0	0	0	0	0	0	0	0	0	0	0	0	0	0	0	0	0	0	0

Games	Avg/ rush	Avg/ catch	Pass effic	KR avg	PR avg	All purpose avg/game	Total offense avg/game
10	0.0	0.0	0.0	0.0	0.0	0.0	0.0

Date	Opponent	Tackles				Sacks	Fumble	Pass Defense			blkd	PAT attempts			off		
		ua	a	total	tfl-yds	no-yds	ff	fr-yds	int-yds	qbh	brup	kick	kick	rush	rcv	saf	pts
09/01/2022	VMI	1	2	3	0.0-0	0-0	0	0-0	0-0	0	0	0	0-0	0	0	0	0
09/10/2022	at Vanderbilt	5	0	5	1.0-1	0-0	1	0-0	0-0	0	0	0	0-0	0	0	0	0
09/17/2022	Liberty	7	6	13	2.0-12	2-12	1	0-0	0-0	0	0	0	0-0	0	0	0	0
09/24/2022	Clemson	3	3	6	1.5-7	0.5-5	0	0-0	0-0	0	0	0	0-0	0	0	0	0
10/01/2022	at Florida St.	1	6	7	0.0-0	0-0	0	0-0	0-0	3	0	0	0-0	0	0	0	0
10/08/2022	Army West Point	0	1	1	0.0-0	0-0	0	0-0	0-0	0	1	0	0-0	0	0	0	0
10/22/2022	Boston College	1	1	2	0.0-0	0-0	0	0-0	0-0	0	1	0	0-0	0	0	0	0
10/29/2022	at Louisville	7	3	10	1.5-2	0-0	0	0-0	0-0	0	0	0	0-0	0	0	0	0
11/05/2022	at NC State	4	1	5	1.0-8	1-8	0	0-0	0-0	1	0	0	0-0	0	0	0	0
12/23/2022	vs Missouri	3	3	6	1.0-2	0-0	0	0-0	0-0	0	1	0	0-0	0	0	0	0
		32	26	58	8.0-32	3.5-25	2	0-0	0-0	4	3	0	0-0	0	0	0	0

Date	Opponent	Punting			Kickoffs			Field Goals	
		no.	yds	tb	no.	yds	tb	made	att
09/01/2022	VMI	0	0	0	0	0	0	0	0
09/10/2022	at Vanderbilt	0	0	0	0	0	0	0	0
09/17/2022	Liberty	0	0	0	0	0	0	0	0
09/24/2022	Clemson	0	0	0	0	0	0	0	0
10/01/2022	at Florida St.	0	0	0	0	0	0	0	0
10/08/2022	Army West Point	0	0	0	0	0	0	0	0
10/22/2022	Boston College	0	0	0	0	0	0	0	0
10/29/2022	at Louisville	0	0	0	0	0	0	0	0
11/05/2022	at NC State	0	0	0	0	0	0	0	0
12/23/2022	vs Missouri	0	0	0	0	0	0	0	0
		0	0	0	0	0	0	0	0



**2022-23 Wake Forest Football
Individual Game-by-Game
All games**

#53 NASH, Je'Vionte

Date	Opponent	Rushing				Receiving				Passing				Kick Returns				Punt Returns				all purp		
		no.	yds	td	lg	no.	yds	td	lg	cmp	att	int	yds	td	lg	no.	yds	td	lg	no.	yds		td	lg
09/01/2022	VMI	0	0	0	0	0	0	0	0	0	0	0	0	0	0	0	0	0	0	0	0	0	0	
09/10/2022	at Vanderbilt	0	0	0	0	0	0	0	0	0	0	0	0	0	0	0	0	0	0	0	0	0	0	0
09/17/2022	Liberty	0	0	0	0	0	0	0	0	0	0	0	0	0	0	0	0	0	0	0	0	0	0	0
09/24/2022	Clemson	0	0	0	0	0	0	0	0	0	0	0	0	0	0	0	0	0	0	0	0	0	0	0
10/01/2022	at Florida St.	0	0	0	0	0	0	0	0	0	0	0	0	0	0	0	0	0	0	0	0	0	0	0
10/08/2022	Army West Point	0	0	0	0	0	0	0	0	0	0	0	0	0	0	0	0	0	0	0	0	0	0	0
10/22/2022	Boston College	0	0	0	0	0	0	0	0	0	0	0	0	0	0	0	0	0	0	0	0	0	0	0
10/29/2022	at Louisville	0	0	0	0	0	0	0	0	0	0	0	0	0	0	0	0	0	0	0	0	0	0	0
11/05/2022	at NC State	0	0	0	0	0	0	0	0	0	0	0	0	0	0	0	0	0	0	0	0	0	0	0
11/12/2022	North Carolina	0	0	0	0	0	0	0	0	0	0	0	0	0	0	0	0	0	0	0	0	0	0	0
11/19/2022	Syracuse	0	0	0	0	0	0	0	0	0	0	0	0	0	0	0	0	0	0	0	0	0	0	0
11/26/2022	at Duke	0	0	0	0	0	0	0	0	0	0	0	0	0	0	0	0	0	0	0	0	0	0	0
12/23/2022	vs Missouri	0	0	0	0	0	0	0	0	0	0	0	0	0	0	0	0	0	0	0	0	0	0	0
		0	0	0	0	0	0	0	0	0	0	0	0	0	0	0	0	0	0	0	0	0	0	0

Games	Avg/ rush	Avg/ catch	Pass effic	KR avg	PR avg	All purpose avg/game	Total offense avg/game
13	0.0	0.0	0.0	0.0	0.0	0.0	0.0

Date	Opponent	Tackles				Sacks	Fumble	Pass Defense			blkd	PAT attempts			off			
		ua	a	total	tfl-yds	no-yds	ff	fr-yds	int-yds	qbh	brup	kick	kick	rush	rcv	saf	pts	
09/01/2022	VMI	0	0	0	0.0-0	0-0	0	0-0	0-0	0	0	0	0-0	0	0	0	0	0
09/10/2022	at Vanderbilt	0	0	0	0.0-0	0-0	0	0-0	0-0	0	0	0	0-0	0	0	0	0	0
09/17/2022	Liberty	0	0	0	0.0-0	0-0	0	0-0	0-0	0	0	0	0-0	0	0	0	0	0
09/24/2022	Clemson	0	0	0	0.0-0	0-0	0	0-0	0-0	0	0	0	0-0	0	0	0	0	0
10/01/2022	at Florida St.	0	0	0	0.0-0	0-0	0	0-0	0-0	0	0	0	0-0	0	0	0	0	0
10/08/2022	Army West Point	0	0	0	0.0-0	0-0	0	0-0	0-0	0	0	0	0-0	0	0	0	0	0
10/22/2022	Boston College	0	0	0	0.0-0	0-0	0	0-0	0-0	0	0	0	0-0	0	0	0	0	0
10/29/2022	at Louisville	0	0	0	0.0-0	0-0	0	0-0	0-0	0	0	0	0-0	0	0	0	0	0
11/05/2022	at NC State	0	0	0	0.0-0	0-0	0	0-0	0-0	0	0	0	0-0	0	0	0	0	0
11/12/2022	North Carolina	0	0	0	0.0-0	0-0	0	0-0	0-0	0	0	0	0-0	0	0	0	0	0
11/19/2022	Syracuse	0	0	0	0.0-0	0-0	0	0-0	0-0	0	0	0	0-0	0	0	0	0	0
11/26/2022	at Duke	0	0	0	0.0-0	0-0	0	0-0	0-0	0	0	0	0-0	0	0	0	0	0
12/23/2022	vs Missouri	0	0	0	0.0-0	0-0	0	0-0	0-0	0	0	0	0-0	0	0	0	0	0
		0	0	0	0.0-0	0-0	0	0-0	0-0	0	0	0	0-0	0	0	0	0	0

Date	Opponent	Punting			Kickoffs			Field Goals
		no.	yds	tb	no.	yds	tb	made-att
09/01/2022	VMI	0	0	0	0	0	0	0-0
09/10/2022	at Vanderbilt	0	0	0	0	0	0	0-0
09/17/2022	Liberty	0	0	0	0	0	0	0-0
09/24/2022	Clemson	0	0	0	0	0	0	0-0
10/01/2022	at Florida St.	0	0	0	0	0	0	0-0



2022-23 Wake Forest Football
Individual Game-by-Game
All games

Date	Opponent	Punting			Kickoffs			Field Goals made-att
		no.	yds	tb	no.	yds	tb	
10/08/2022	Army West Point	0	0	0	0	0	0	0-0
10/22/2022	Boston College	0	0	0	0	0	0	0-0
10/29/2022	at Louisville	0	0	0	0	0	0	0-0
11/05/2022	at NC State	0	0	0	0	0	0	0-0
11/12/2022	North Carolina	0	0	0	0	0	0	0-0
11/19/2022	Syracuse	0	0	0	0	0	0	0-0
11/26/2022	at Duke	0	0	0	0	0	0	0-0
12/23/2022	vs Missouri	0	0	0	0	0	0	0-0
		0	0	0	0	0	0	0-0



**2022-23 Wake Forest Football
Individual Game-by-Game
All games**

#59 NGASSAM NYA, Loic

Date	Opponent	Rushing				Receiving				Passing				Kick Returns				Punt Returns				all purp	
		no.	yds	td	lg	no.	yds	td	lg	cmp	att	int	yds	td	lg	no.	yds	td	lg	no.	yds		td
09/01/2022	VMI	0	0	0	0	0	0	0	0	0	0	0	0	0	0	0	0	0	0	0	0	0	0
09/10/2022	at Vanderbilt	0	0	0	0	0	0	0	0	0	0	0	0	0	0	0	0	0	0	0	0	0	0
09/17/2022	Liberty	0	0	0	0	0	0	0	0	0	0	0	0	0	0	0	0	0	0	0	0	0	0
09/24/2022	Clemson	0	0	0	0	0	0	0	0	0	0	0	0	0	0	0	0	0	0	0	0	0	0
10/01/2022	at Florida St.	0	0	0	0	0	0	0	0	0	0	0	0	0	0	0	0	0	0	0	0	0	0
10/08/2022	Army West Point	0	0	0	0	0	0	0	0	0	0	0	0	0	0	0	0	0	0	0	0	0	0
10/22/2022	Boston College	0	0	0	0	0	0	0	0	0	0	0	0	0	0	0	0	0	0	0	0	0	0
10/29/2022	at Louisville	0	0	0	0	0	0	0	0	0	0	0	0	0	0	0	0	0	0	0	0	0	0
11/05/2022	at NC State	0	0	0	0	0	0	0	0	0	0	0	0	0	0	0	0	0	0	0	0	0	0
11/12/2022	North Carolina	0	0	0	0	0	0	0	0	0	0	0	0	0	0	0	0	0	0	0	0	0	0
11/19/2022	Syracuse	0	0	0	0	0	0	0	0	0	0	0	0	0	0	0	0	0	0	0	0	0	0
11/26/2022	at Duke	0	0	0	0	0	0	0	0	0	0	0	0	0	0	0	0	0	0	0	0	0	0
12/23/2022	vs Missouri	0	0	0	0	0	0	0	0	0	0	0	0	0	0	0	0	0	0	0	0	0	0
		0	0	0	0	0	0	0	0	0	0	0	0	0	0	0	0	0	0	0	0	0	0

Games	Avg/ rush	Avg/ catch	Pass effic	KR avg	PR avg	All purpose avg/game	Total offense avg/game
13	0.0	0.0	0.0	0.0	0.0	0.0	0.0

Date	Opponent	Tackles				Sacks	Fumble	Pass Defense			blkd	PAT attempts			off		
		ua	a	total	tfl-yds	no-yds	ff	fr-yds	int-yds	qbh	brup	kick	kick	rush	rcv	saf	pts
09/01/2022	VMI	0	0	0	0.0-0	0-0	0	0-0	0-0	0	0	0	0-0	0	0	0	0
09/10/2022	at Vanderbilt	0	0	0	0.0-0	0-0	0	0-0	0-0	0	0	0	0-0	0	0	0	0
09/17/2022	Liberty	0	0	0	0.0-0	0-0	0	0-0	0-0	0	0	0	0-0	0	0	0	0
09/24/2022	Clemson	0	0	0	0.0-0	0-0	0	0-0	0-0	0	0	0	0-0	0	0	0	0
10/01/2022	at Florida St.	0	0	0	0.0-0	0-0	0	0-0	0-0	0	0	0	0-0	0	0	0	0
10/08/2022	Army West Point	0	0	0	0.0-0	0-0	0	0-0	0-0	0	0	0	0-0	0	0	0	0
10/22/2022	Boston College	0	0	0	0.0-0	0-0	0	0-0	0-0	0	0	0	0-0	0	0	0	0
10/29/2022	at Louisville	0	0	0	0.0-0	0-0	0	0-0	0-0	0	0	0	0-0	0	0	0	0
11/05/2022	at NC State	0	0	0	0.0-0	0-0	0	0-0	0-0	0	0	0	0-0	0	0	0	0
11/12/2022	North Carolina	0	0	0	0.0-0	0-0	0	0-0	0-0	0	0	0	0-0	0	0	0	0
11/19/2022	Syracuse	0	0	0	0.0-0	0-0	0	0-0	0-0	0	0	0	0-0	0	0	0	0
11/26/2022	at Duke	0	0	0	0.0-0	0-0	0	0-0	0-0	0	0	0	0-0	0	0	0	0
12/23/2022	vs Missouri	0	0	0	0.0-0	0-0	0	0-0	0-0	0	0	0	0-0	0	0	0	0
		0	0	0	0.0-0	0-0	0	0-0	0-0	0	0	0	0-0	0	0	0	0

Date	Opponent	Punting			Kickoffs			Field Goals
		no.	yds	tb	no.	yds	tb	made-att
09/01/2022	VMI	0	0	0	0	0	0	0-0
09/10/2022	at Vanderbilt	0	0	0	0	0	0	0-0
09/17/2022	Liberty	0	0	0	0	0	0	0-0
09/24/2022	Clemson	0	0	0	0	0	0	0-0
10/01/2022	at Florida St.	0	0	0	0	0	0	0-0



2022-23 Wake Forest Football
Individual Game-by-Game
All games

Date	Opponent	Punting			Kickoffs			Field Goals made-att
		no.	yds	tb	no.	yds	tb	
10/08/2022	Army West Point	0	0	0	0	0	0	0-0
10/22/2022	Boston College	0	0	0	0	0	0	0-0
10/29/2022	at Louisville	0	0	0	0	0	0	0-0
11/05/2022	at NC State	0	0	0	0	0	0	0-0
11/12/2022	North Carolina	0	0	0	0	0	0	0-0
11/19/2022	Syracuse	0	0	0	0	0	0	0-0
11/26/2022	at Duke	0	0	0	0	0	0	0-0
12/23/2022	vs Missouri	0	0	0	0	0	0	0-0
		0	0	0	0	0	0	0-0



**2022-23 Wake Forest Football
Individual Game-by-Game
All games**

#9 PERRY, A.T.

Date	Opponent	Rushing				Receiving				Passing				Kick Returns				Punt Returns				all purp		
		no.	yds	td	lg	no.	yds	td	lg	cmp	att	int	yds	td	lg	no.	yds	td	lg	no.	yds		td	lg
09/01/2022	VMI	0	0	0	0	3	47	0	33	0	0	0	0	0	0	0	0	0	0	0	0	0	0	47
09/10/2022	at Vanderbilt	0	0	0	0	5	142	1	68	0	0	0	0	0	0	0	0	0	0	0	0	0	0	142
09/17/2022	Liberty	0	0	0	0	4	33	0	10	0	0	0	0	0	0	0	0	0	0	0	0	0	0	33
09/24/2022	Clemson	0	0	0	0	4	51	1	23	0	0	0	0	0	0	0	0	0	0	0	0	0	0	51
10/01/2022	at Florida St.	0	0	0	0	8	91	1	22	0	0	0	0	0	0	0	0	0	0	0	0	0	0	91
10/08/2022	Army West Point	0	0	0	0	5	118	1	46	0	0	0	0	0	0	0	0	0	0	0	0	0	0	118
10/22/2022	Boston College	0	0	0	0	3	42	1	17	0	0	0	0	0	0	0	0	0	0	0	0	0	0	42
10/29/2022	at Louisville	0	0	0	0	3	28	0	11	0	0	0	0	0	0	0	0	0	0	0	0	0	0	28
11/05/2022	at NC State	0	0	0	0	12	159	1	29	0	0	0	0	0	0	0	0	0	0	0	0	0	0	159
11/12/2022	North Carolina	0	0	0	0	5	63	1	32	0	0	0	0	0	0	0	0	0	0	0	0	0	0	63
11/19/2022	Syracuse	0	0	0	0	10	119	3	29	0	0	0	0	0	0	0	0	0	0	0	0	0	0	119
11/26/2022	at Duke	0	0	0	0	8	87	1	31	0	0	0	0	0	0	0	0	0	0	0	0	0	0	87
12/23/2022	vs Missouri	0	0	0	0	11	116	0	28	0	0	0	0	0	0	0	0	0	0	0	0	0	0	116
		0	0	0	0	81	1096	11	68	0	0	0	0	0	0	0	0	0	0	0	0	0	0	0

Games	Avg/ rush	Avg/ catch	Pass effic	KR avg	PR avg	All purpose avg/game	Total offense avg/game
13	0.0	13.5	0.0	0.0	0.0	84.3	0.0

Date	Opponent	Tackles				Sacks	Fumble	Pass Defense			blkd	PAT attempts			off			
		ua	a	total	tfl-yds	no-yds	ff	fr-yds	int-yds	qbh	brup	kick	kick	rush	rcv	saf	pts	
09/01/2022	VMI	0	0	0	0.0-0	0-0	0	0-0	0-0	0	0	0	0-0	0	0	0	0	0
09/10/2022	at Vanderbilt	0	0	0	0.0-0	0-0	0	0-0	0-0	0	0	0	0-0	0	0	0	0	6
09/17/2022	Liberty	0	0	0	0.0-0	0-0	0	0-0	0-0	0	0	0	0-0	0	0	0	0	0
09/24/2022	Clemson	0	0	0	0.0-0	0-0	0	0-0	0-0	0	0	0	0-0	0	0	0	0	6
10/01/2022	at Florida St.	0	0	0	0.0-0	0-0	0	0-0	0-0	0	0	0	0-0	0	0	0	0	6
10/08/2022	Army West Point	0	0	0	0.0-0	0-0	0	0-0	0-0	0	0	0	0-0	0	0	0	0	6
10/22/2022	Boston College	0	0	0	0.0-0	0-0	0	0-0	0-0	0	0	0	0-0	0	0	0	0	6
10/29/2022	at Louisville	0	0	0	0.0-0	0-0	0	0-0	0-0	0	0	0	0-0	0	0	0	0	0
11/05/2022	at NC State	0	0	0	0.0-0	0-0	0	0-0	0-0	0	0	0	0-0	0	0	0	0	6
11/12/2022	North Carolina	0	0	0	0.0-0	0-0	0	0-0	0-0	0	0	0	0-0	0	0	0	0	6
11/19/2022	Syracuse	0	0	0	0.0-0	0-0	0	0-0	0-0	0	0	0	0-0	0	0	0	0	18
11/26/2022	at Duke	1	0	1	0.0-0	0-0	0	0-0	0-0	0	0	0	0-0	0	0	0	0	6
12/23/2022	vs Missouri	0	0	0	0.0-0	0-0	0	0-0	0-0	0	0	0	0-0	0	0	0	0	0
		1	0	1	0.0-0	0-0	0	0-0	0-0	0	0	0	0-0	0	0	0	0	66

Date	Opponent	Punting			Kickoffs			Field Goals made-att
		no.	yds	tb	no.	yds	tb	
09/01/2022	VMI	0	0	0	0	0	0	0-0
09/10/2022	at Vanderbilt	0	0	0	0	0	0	0-0
09/17/2022	Liberty	0	0	0	0	0	0	0-0
09/24/2022	Clemson	0	0	0	0	0	0	0-0
10/01/2022	at Florida St.	0	0	0	0	0	0	0-0
10/08/2022	Army West Point	0	0	0	0	0	0	0-0



2022-23 Wake Forest Football
Individual Game-by-Game
All games

Date	Opponent	Punting			Kickoffs			Field Goals made-att
		no.	yds	tb	no.	yds	tb	
10/22/2022	Boston College	0	0	0	0	0	0	0-0
10/29/2022	at Louisville	0	0	0	0	0	0	0-0
11/05/2022	at NC State	0	0	0	0	0	0	0-0
11/12/2022	North Carolina	0	0	0	0	0	0	0-0
11/19/2022	Syracuse	0	0	0	0	0	0	0-0
11/26/2022	at Duke	0	0	0	0	0	0	0-0
12/23/2022	vs Missouri	0	0	0	0	0	0	0-0
		0	0	0	0	0	0	0-0



**2022-23 Wake Forest Football
Individual Game-by-Game
All games**

#91 POINTER, Kevin

Date	Opponent	Rushing				Receiving				Passing				Kick Returns				Punt Returns				all purp	
		no.	yds	td	lg	no.	yds	td	lg	cmp	att	int	yds	td	lg	no.	yds	td	lg	no.	yds		td
09/01/2022	VMI	0	0	0	0	0	0	0	0	0	0	0	0	0	0	0	0	0	0	0	0	0	0
09/10/2022	at Vanderbilt	0	0	0	0	0	0	0	0	0	0	0	0	0	0	0	0	0	0	0	0	0	0
09/17/2022	Liberty	0	0	0	0	0	0	0	0	0	0	0	0	0	0	0	0	0	0	0	0	0	0
09/24/2022	Clemson	0	0	0	0	0	0	0	0	0	0	0	0	0	0	0	0	0	0	0	0	0	0
10/01/2022	at Florida St.	0	0	0	0	0	0	0	0	0	0	0	0	0	0	0	0	0	0	0	0	0	0
10/08/2022	Army West Point	0	0	0	0	0	0	0	0	0	0	0	0	0	0	0	0	0	0	0	0	0	0
10/22/2022	Boston College	0	0	0	0	0	0	0	0	0	0	0	0	0	0	0	0	0	0	0	0	0	0
10/29/2022	at Louisville	0	0	0	0	0	0	0	0	0	0	0	0	0	0	0	0	0	0	0	0	0	0
11/05/2022	at NC State	0	0	0	0	0	0	0	0	0	0	0	0	0	0	0	0	0	0	0	0	0	0
11/12/2022	North Carolina	0	0	0	0	0	0	0	0	0	0	0	0	0	0	0	0	0	0	0	0	0	0
11/19/2022	Syracuse	0	0	0	0	0	0	0	0	0	0	0	0	0	0	0	0	0	0	0	0	0	0
11/26/2022	at Duke	0	0	0	0	0	0	0	0	0	0	0	0	0	0	0	0	0	0	0	0	0	0
12/23/2022	vs Missouri	0	0	0	0	0	0	0	0	0	0	0	0	0	0	0	0	0	0	0	0	0	0
		0	0	0	0	0	0	0	0	0	0	0	0	0	0	0	0	0	0	0	0	0	0

Games	Avg/ rush	Avg/ catch	Pass effic	KR avg	PR avg	All purpose avg/game	Total offense avg/game
13	0.0	0.0	0.0	0.0	0.0	0.0	0.0

Date	Opponent	Tackles				Sacks	Fumble	Pass Defense			blkd	PAT attempts			off		
		ua	a	total	tfl-yds	no-yds	ff	fr-yds	int-yds	qbh	brup	kick	kick	rush	rcv	saf	pts
09/01/2022	VMI	2	0	2	0.0-0	0-0	0	0-0	0-0	0	1	0	0-0	0	0	0	0
09/10/2022	at Vanderbilt	1	0	1	0.0-0	0-0	0	0-0	0-0	0	0	0	0-0	0	0	0	0
09/17/2022	Liberty	0	0	0	0.0-0	0-0	0	0-0	0-0	0	0	0	0-0	0	0	0	0
09/24/2022	Clemson	0	0	0	0.0-0	0-0	0	0-0	0-0	1	0	0	0-0	0	0	0	0
10/01/2022	at Florida St.	0	0	0	0.0-0	0-0	0	0-0	0-0	0	0	0	0-0	0	0	0	0
10/08/2022	Army West Point	3	1	4	0.5-2	0-0	0	0-0	0-0	0	0	0	0-0	0	0	0	0
10/22/2022	Boston College	0	1	1	0.5-0	0-0	0	0-0	0-0	1	0	0	0-0	0	0	0	0
10/29/2022	at Louisville	3	0	3	1.0-8	1-8	0	0-0	0-0	0	0	0	0-0	0	0	0	0
11/05/2022	at NC State	0	0	0	0.0-0	0-0	0	0-0	0-0	0	0	0	0-0	0	0	0	0
11/12/2022	North Carolina	0	1	1	0.5-2	0-0	0	0-0	0-0	1	0	0	0-0	0	0	0	0
11/19/2022	Syracuse	0	0	0	0.0-0	0-0	0	0-0	0-0	0	0	0	0-0	0	0	0	0
11/26/2022	at Duke	0	0	0	0.0-0	0-0	0	0-0	0-0	0	0	0	0-0	0	0	0	0
12/23/2022	vs Missouri	1	0	1	0.0-0	0-0	0	0-0	0-0	0	0	0	0-0	0	0	0	0
		10	3	13	2.5-12	1-8	0	0-0	0-0	3	1	0	0-0	0	0	0	0

Date	Opponent	Punting			Kickoffs			Field Goals
		no.	yds	tb	no.	yds	tb	made-att
09/01/2022	VMI	0	0	0	0	0	0	0-0
09/10/2022	at Vanderbilt	0	0	0	0	0	0	0-0
09/17/2022	Liberty	0	0	0	0	0	0	0-0
09/24/2022	Clemson	0	0	0	0	0	0	0-0
10/01/2022	at Florida St.	0	0	0	0	0	0	0-0
10/08/2022	Army West Point	0	0	0	0	0	0	0-0



2022-23 Wake Forest Football
Individual Game-by-Game
All games

Date	Opponent	Punting			Kickoffs			Field Goals made-att
		no.	yds	tb	no.	yds	tb	
10/22/2022	Boston College	0	0	0	0	0	0	0-0
10/29/2022	at Louisville	0	0	0	0	0	0	0-0
11/05/2022	at NC State	0	0	0	0	0	0	0-0
11/12/2022	North Carolina	0	0	0	0	0	0	0-0
11/19/2022	Syracuse	0	0	0	0	0	0	0-0
11/26/2022	at Duke	0	0	0	0	0	0	0-0
12/23/2022	vs Missouri	0	0	0	0	0	0	0-0
		0	0	0	0	0	0	0-0



**2022-23 Wake Forest Football
Individual Game-by-Game
All games**

#38 RAGANO, Nick

Date	Opponent	Rushing				Receiving				Passing				Kick Returns				Punt Returns				all purp		
		no.	yds	td	lg	no.	yds	td	lg	cmp	att	int	yds	td	lg	no.	yds	td	lg	no.	yds		td	lg
09/01/2022	VMI	0	0	0	0	1	5	0	5	0	0	0	0	0	0	0	0	0	0	0	0	0	0	5
10/08/2022	Army West Point	0	0	0	0	0	0	0	0	0	0	0	0	0	0	0	0	0	0	0	0	0	0	0
10/22/2022	Boston College	0	0	0	0	0	0	0	0	0	0	0	0	0	0	0	0	0	0	0	0	0	0	0
10/29/2022	at Louisville	0	0	0	0	2	10	0	6	0	0	0	0	0	0	0	0	0	0	0	0	0	0	10
		0	0	0	0	3	15	0	6	0	0	0	0	0	0	0	0	0	0	0	0	0	0	0

Games	Avg/ rush	Avg/ catch	Pass effic	KR avg	PR avg	All purpose avg/game	Total offense avg/game
4	0.0	5.0	0.0	0.0	0.0	3.8	0.0

Date	Opponent	Tackles				Sacks	Fumble	Pass Defense			blkd	PAT attempts			off		
		ua	a	total	tfl-yds	no-yds	ff	fr	yds	int-yds	qbh	brup	kick	kick	rush	rcv	saf
09/01/2022	VMI	0	0	0	0.0-0	0-0	0	0-0	0-0	0	0	0	0-0	0	0	0	0
10/08/2022	Army West Point	0	0	0	0.0-0	0-0	0	0-0	0-0	0	0	0	0-0	0	0	0	0
10/22/2022	Boston College	0	0	0	0.0-0	0-0	0	0-0	0-0	0	0	0	0-0	0	0	0	0
10/29/2022	at Louisville	0	0	0	0.0-0	0-0	0	0-0	0-0	0	0	0	0-0	0	0	0	0
		0	0	0	0.0-0	0-0	0	0-0	0-0	0	0	0	0-0	0	0	0	0

Date	Opponent	Punting			Kickoffs			Field Goals	
		no.	yds	tb	no.	yds	tb	made	att
09/01/2022	VMI	0	0	0	0	0	0	0	0
10/08/2022	Army West Point	0	0	0	0	0	0	0	0
10/22/2022	Boston College	0	0	0	0	0	0	0	0
10/29/2022	at Louisville	0	0	0	0	0	0	0	0
		0	0	0	0	0	0	0	0



2022-23 Wake Forest Football
Individual Game-by-Game
All games

#34 RANSON, Zach

Date	Opponent	Rushing				Receiving				Passing				Kick Returns				Punt Returns				all purp	
		no.	yds	td	lg	no.	yds	td	lg	cmp	att	int	yds	td	lg	no.	yds	td	lg	no.	yds		td
09/01/2022	VMI	0	0	0	0	0	0	0	0	0	0	0	0	0	0	0	0	0	0	0	0	0	0
09/10/2022	at Vanderbilt	0	0	0	0	0	0	0	0	0	0	0	0	0	0	0	0	0	0	0	0	0	0
10/08/2022	Army West Point	0	0	0	0	0	0	0	0	0	0	0	0	0	0	0	0	0	0	0	0	0	0
10/22/2022	Boston College	0	0	0	0	0	0	0	0	0	0	0	0	0	0	0	0	0	0	0	0	0	0
10/29/2022	at Louisville	0	0	0	0	0	0	0	0	0	0	0	0	0	0	0	0	0	0	0	0	0	0
11/05/2022	at NC State	0	0	0	0	0	0	0	0	0	0	0	0	0	0	0	0	0	0	0	0	0	0
11/12/2022	North Carolina	0	0	0	0	0	0	0	0	0	0	0	0	0	0	0	0	0	0	0	0	0	0
11/19/2022	Syracuse	0	0	0	0	0	0	0	0	0	0	0	0	0	0	0	0	0	0	0	0	0	0
11/26/2022	at Duke	0	0	0	0	0	0	0	0	0	0	0	0	0	0	0	0	0	0	0	0	0	0
12/23/2022	vs Missouri	0	0	0	0	0	0	0	0	0	0	0	0	0	0	0	0	0	0	0	0	0	0
		0	0	0	0	0	0	0	0	0	0	0	0	0	0	0	0	0	0	0	0	0	0

Games	Avg/ rush	Avg/ catch	Pass effic	KR avg	PR avg	All purpose avg/game	Total offense avg/game
10	0.0	0.0	0.0	0.0	0.0	0.0	0.0

Date	Opponent	Tackles				Sacks	Fumble	Pass Defense			blkd	PAT attempts			off			
		ua	a	total	tfl-yds	no-yds	ff	fr-yds	int-yds	qbh	brup	kick	kick	rush	rcv	saf	pts	
09/01/2022	VMI	1	0	1	0.0-0	0-0	0	0-0	0-0	0	0	0	0-0	0	0	0	0	0
09/10/2022	at Vanderbilt	0	0	0	0.0-0	0-0	0	0-0	0-0	0	0	0	0-0	0	0	0	0	0
10/08/2022	Army West Point	0	4	4	0.0-0	0-0	0	0-0	0-0	0	0	0	0-0	0	0	0	0	0
10/22/2022	Boston College	0	1	1	0.0-0	0-0	0	0-0	0-0	0	0	0	0-0	0	0	0	0	0
10/29/2022	at Louisville	0	0	0	0.0-0	0-0	0	0-0	0-0	0	0	0	0-0	0	0	0	0	0
11/05/2022	at NC State	0	0	0	0.0-0	0-0	0	0-0	0-0	0	0	0	0-0	0	0	0	0	0
11/12/2022	North Carolina	0	0	0	0.0-0	0-0	0	0-0	0-0	0	0	0	0-0	0	0	0	0	0
11/19/2022	Syracuse	0	2	2	0.0-0	0-0	0	0-0	0-0	1	0	0	0-0	0	0	0	0	0
11/26/2022	at Duke	0	0	0	0.0-0	0-0	0	0-0	0-0	0	0	0	0-0	0	0	0	0	0
12/23/2022	vs Missouri	1	0	1	0.0-0	0-0	0	0-0	0-0	0	0	0	0-0	0	0	0	0	0
		2	7	9	0.0-0	0-0	0	0-0	0-0	1	0	0	0-0	0	0	0	0	0

Date	Opponent	Punting			Kickoffs			Field Goals
		no.	yds	tb	no.	yds	tb	made-att
09/01/2022	VMI	0	0	0	0	0	0	0-0
09/10/2022	at Vanderbilt	0	0	0	0	0	0	0-0
10/08/2022	Army West Point	0	0	0	0	0	0	0-0
10/22/2022	Boston College	0	0	0	0	0	0	0-0
10/29/2022	at Louisville	0	0	0	0	0	0	0-0
11/05/2022	at NC State	0	0	0	0	0	0	0-0
11/12/2022	North Carolina	0	0	0	0	0	0	0-0
11/19/2022	Syracuse	0	0	0	0	0	0	0-0
11/26/2022	at Duke	0	0	0	0	0	0	0-0
12/23/2022	vs Missouri	0	0	0	0	0	0	0-0
		0	0	0	0	0	0	0-0



**2022-23 Wake Forest Football
Individual Game-by-Game
All games**

Page 97/132
as of Jan 11, 2023



**2022-23 Wake Forest Football
Individual Game-by-Game
All games**

#12 ROBERTS, J.J.

Date	Opponent	Rushing				Receiving				Passing				Kick Returns				Punt Returns				all purp	
		no.	yds	td	lg	no.	yds	td	lg	cmp	att	int	yds	td	lg	no.	yds	td	lg	no.	yds		td
09/01/2022	VMI	0	0	0	0	0	0	0	0	0	0	0	0	0	0	0	0	0	0	0	0	0	0
09/10/2022	at Vanderbilt	0	0	0	0	0	0	0	0	0	0	0	0	0	0	0	0	0	0	0	0	0	0
09/17/2022	Liberty	0	0	0	0	0	0	0	0	0	0	0	0	0	0	0	0	0	0	0	0	0	0
09/24/2022	Clemson	0	0	0	0	0	0	0	0	0	0	0	0	0	0	0	0	0	0	0	0	0	0
10/01/2022	at Florida St.	0	0	0	0	0	0	0	0	0	0	0	0	0	0	0	0	0	0	0	0	0	0
10/22/2022	Boston College	0	0	0	0	0	0	0	0	0	0	0	0	0	0	0	0	0	0	0	0	0	0
11/05/2022	at NC State	0	0	0	0	0	0	0	0	0	0	0	0	0	0	0	0	0	0	0	0	0	0
11/12/2022	North Carolina	0	0	0	0	0	0	0	0	0	0	0	0	0	0	0	0	0	0	0	0	0	0
11/19/2022	Syracuse	0	0	0	0	0	0	0	0	0	0	0	0	0	0	0	0	0	0	0	0	0	0
11/26/2022	at Duke	0	0	0	0	0	0	0	0	0	0	0	0	0	0	0	0	0	0	0	0	0	0
		0	0	0	0	0	0	0	0	0	0	0	0	0	0	0	0	0	0	0	0	0	0

Games	Avg/ rush	Avg/ catch	Pass effic	KR avg	PR avg	All purpose avg/game	Total offense avg/game
10	0.0	0.0	0.0	0.0	0.0	0.0	0.0

Date	Opponent	Tackles				Sacks	Fumble	Pass Defense			blkd	PAT attempts			off		
		ua	a	total	tfl-yds	no-yds	ff	fr-yds	int-yds	qbh	brup	kick	kick	rush	rcv	saf	pts
09/01/2022	VMI	3	0	3	0.0-0	0-0	0	0-0	0-0	0	2	0	0-0	0	0	0	0
09/10/2022	at Vanderbilt	3	0	3	0.0-0	0-0	0	0-0	0-0	0	0	0	0-0	0	0	0	0
09/17/2022	Liberty	0	0	0	0.0-0	0-0	0	0-0	0-0	0	0	0	0-0	0	0	0	0
09/24/2022	Clemson	2	2	4	0.0-0	0-0	0	0-0	0-0	0	2	0	0-0	0	0	0	0
10/01/2022	at Florida St.	2	2	4	0.0-0	0-0	0	0-0	0-0	0	0	0	0-0	0	0	0	0
10/22/2022	Boston College	1	1	2	0.0-0	0-0	0	0-0	0-0	0	1	0	0-0	0	0	0	0
11/05/2022	at NC State	0	0	0	0.0-0	0-0	0	0-0	0-0	0	0	0	0-0	0	0	0	0
11/12/2022	North Carolina	0	3	3	0.0-0	0-0	0	0-0	0-0	0	2	0	0-0	0	0	0	0
11/19/2022	Syracuse	0	1	1	0.0-0	0-0	0	0-0	0-0	0	0	0	0-0	0	0	0	0
11/26/2022	at Duke	0	0	0	0.0-0	0-0	0	0-0	0-0	0	0	0	0-0	0	0	0	0
		11	9	20	0.0-0	0-0	0	0-0	0-0	0	7	0	0-0	0	0	0	0

Date	Opponent	Punting			Kickoffs			Field Goals	
		no.	yds	tb	no.	yds	tb	made	att
09/01/2022	VMI	0	0	0	0	0	0	0-0	
09/10/2022	at Vanderbilt	0	0	0	0	0	0	0-0	
09/17/2022	Liberty	0	0	0	0	0	0	0-0	
09/24/2022	Clemson	0	0	0	0	0	0	0-0	
10/01/2022	at Florida St.	0	0	0	0	0	0	0-0	
10/22/2022	Boston College	0	0	0	0	0	0	0-0	
11/05/2022	at NC State	0	0	0	0	0	0	0-0	
11/12/2022	North Carolina	0	0	0	0	0	0	0-0	
11/19/2022	Syracuse	0	0	0	0	0	0	0-0	
11/26/2022	at Duke	0	0	0	0	0	0	0-0	
		0	0	0	0	0	0	0-0	



**2022-23 Wake Forest Football
Individual Game-by-Game
All games**

Page 99/132
as of Jan 11, 2023



**2022-23 Wake Forest Football
Individual Game-by-Game
All games**

#27 ROBINSON II, Eldrick

Date	Opponent	Rushing				Receiving				Passing				Kick Returns				Punt Returns				all purp		
		no.	yds	td	lg	no.	yds	td	lg	cmp	att	int	yds	td	lg	no.	yds	td	lg	no.	yds		td	lg
09/01/2022	VMI	0	0	0	0	0	0	0	0	0	0	0	0	0	0	0	0	0	0	0	0	0	0	0
09/10/2022	at Vanderbilt	0	0	0	0	0	0	0	0	0	0	0	0	0	0	0	0	0	0	0	0	0	0	0
09/17/2022	Liberty	0	0	0	0	0	0	0	0	0	0	0	0	0	0	0	0	0	0	0	0	0	0	0
09/24/2022	Clemson	0	0	0	0	0	0	0	0	0	0	0	0	0	0	0	0	0	0	0	0	0	0	0
		0	0	0	0	0	0	0	0	0	0	0	0	0	0	0	0	0	0	0	0	0	0	0

Games	Avg/ rush	Avg/ catch	Pass effic	KR avg	PR avg	All purpose avg/game	Total offense avg/game
4	0.0	0.0	0.0	0.0	0.0	0.0	0.0

Date	Opponent	Tackles				Sacks no-yds	Fumble ff fr-yds	Pass Defense			blkd kick	PAT attempts			off			
		ua	a	total	tfl-yds			int-yds	qbh	brup		kick	rush	rcv	saf	pts		
09/01/2022	VMI	1	1	2	0.0-0	0-0	0	0-0	0	0	0	0	0	0	0	0	0	0
09/10/2022	at Vanderbilt	1	1	2	0.0-0	0-0	0	0-0	0	0	0	0	0	0	0	0	0	0
09/17/2022	Liberty	2	0	2	0.0-0	0-0	0	0-0	0	0	0	0	0	0	0	0	0	0
09/24/2022	Clemson	0	0	0	0.0-0	0-0	0	0-0	0	0	0	0	0	0	0	0	0	0
		4	2	6	0.0-0	0-0	0	0-0	0	0	0	0	0	0	0	0	0	0

Date	Opponent	Punting			Kickoffs			Field Goals	
		no.	yds	tb	no.	yds	tb	made	att
09/01/2022	VMI	0	0	0	0	0	0	0	0
09/10/2022	at Vanderbilt	0	0	0	0	0	0	0	0
09/17/2022	Liberty	0	0	0	0	0	0	0	0
09/24/2022	Clemson	0	0	0	0	0	0	0	0
		0	0	0	0	0	0	0	0



**2022-23 Wake Forest Football
Individual Game-by-Game
All games**

#72 RUSSELL, Erik

Date	Opponent	Rushing				Receiving				Passing				Kick Returns				Punt Returns				all purp		
		no.	yds	td	lg	no.	yds	td	lg	cmp	att	int	yds	td	lg	no.	yds	td	lg	no.	yds		td	lg
10/08/2022	Army West Point	0	0	0	0	0	0	0	0	0	0	0	0	0	0	0	0	0	0	0	0	0	0	0
		0	0	0	0	0	0	0	0	0	0	0	0	0	0	0	0	0	0	0	0	0	0	0

Games	Avg/ rush	Avg/ catch	Pass effic	KR avg	PR avg	All purpose avg/game	Total offense avg/game
1	0.0	0.0	0.0	0.0	0.0	0.0	0.0

Date	Opponent	Tackles				Sacks	Fumble	Pass Defense			blkd	PAT attempts			off		
		ua	a	total	tfl-yds	no-yds	ff	fr-yds	int-yds	qbh	brup	kick	kick	rush	rcv	saf	pts
10/08/2022	Army West Point	0	0	0	0	0-0	0	0-0	0-0	0	0	0	0-0	0	0	0	0
		0	0	0	0	0-0	0	0-0	0-0	0	0	0	0-0	0	0	0	0

Date	Opponent	Punting			Kickoffs			Field Goals	
		no.	yds	tb	no.	yds	tb	made	att
10/08/2022	Army West Point	0	0	0	0	0	0	0-0	
		0	0	0	0	0	0	0-0	



2022-23 Wake Forest Football
Individual Game-by-Game
All games

#77 SELL, George

Date	Opponent	Rushing				Receiving				Passing				Kick Returns				Punt Returns				all purp				
		no.	yds	td	lg	no.	yds	td	lg	cmp	att	int	yds	td	lg	no.	yds	td	lg	no.	yds		td	lg		
10/08/2022	Army West Point	0	0	0	0	0	0	0	0	0-0-0	0	0	0	0	0	0	0	0	0	0	0	0	0	0	0	0
10/22/2022	Boston College	0	0	0	0	0	0	0	0	0-0-0	0	0	0	0	0	0	0	0	0	0	0	0	0	0	0	0
10/29/2022	at Louisville	0	0	0	0	0	0	0	0	0-0-0	0	0	0	0	0	0	0	0	0	0	0	0	0	0	0	0
		0	0	0	0	0	0	0	0	0-0-0	0	0	0	0	0	0	0	0	0	0	0	0	0	0	0	0

Games	Avg/ rush	Avg/ catch	Pass effic	KR avg	PR avg	All purpose avg/game	Total offense avg/game
3	0.0	0.0	0.0	0.0	0.0	0.0	0.0

Date	Opponent	Tackles				Sacks	Fumble	Pass Defense			blkd	PAT attempts			off		
		ua	a	total	tfl-yds	no-yds	ff	fr-yds	int-yds	qbh	brup	kick	kick	rush	rcv	saf	pts
10/08/2022	Army West Point	0	0	0	0.0-0	0-0	0	0-0	0-0	0	0	0	0-0	0	0	0	0
10/22/2022	Boston College	0	0	0	0.0-0	0-0	0	0-0	0-0	0	0	0	0-0	0	0	0	0
10/29/2022	at Louisville	0	0	0	0.0-0	0-0	0	0-0	0-0	0	0	0	0-0	0	0	0	0
		0	0	0	0.0-0	0-0	0	0-0	0-0	0	0	0	0-0	0	0	0	0

Date	Opponent	Punting			Kickoffs			Field Goals	
		no.	yds	tb	no.	yds	tb	made	att
10/08/2022	Army West Point	0	0	0	0	0	0	0-0	
10/22/2022	Boston College	0	0	0	0	0	0	0-0	
10/29/2022	at Louisville	0	0	0	0	0	0	0-0	
		0	0	0	0	0	0	0-0	



**2022-23 Wake Forest Football
Individual Game-by-Game
All games**

#70 SHARPE, Nick

Date	Opponent	Rushing				Receiving				Passing				Kick Returns				Punt Returns				all purp		
		no.	yds	td	lg	no.	yds	td	lg	cmp	att	int	yds	td	lg	no.	yds	td	lg	no.	yds		td	lg
09/01/2022	VMI	0	0	0	0	0	0	0	0	0	0	0	0	0	0	0	0	0	0	0	0	0	0	0
09/17/2022	Liberty	0	0	0	0	0	0	0	0	0	0	0	0	0	0	0	0	0	0	0	0	0	0	0
10/08/2022	Army West Point	0	0	0	0	0	0	0	0	0	0	0	0	0	0	0	0	0	0	0	0	0	0	0
10/22/2022	Boston College	0	0	0	0	0	0	0	0	0	0	0	0	0	0	0	0	0	0	0	0	0	0	0
10/29/2022	at Louisville	0	0	0	0	0	0	0	0	0	0	0	0	0	0	0	0	0	0	0	0	0	0	0
11/05/2022	at NC State	0	0	0	0	0	0	0	0	0	0	0	0	0	0	0	0	0	0	0	0	0	0	0
11/12/2022	North Carolina	0	0	0	0	0	0	0	0	0	0	0	0	0	0	0	0	0	0	0	0	0	0	0
11/19/2022	Syracuse	0	0	0	0	0	0	0	0	0	0	0	0	0	0	0	0	0	0	0	0	0	0	0
11/26/2022	at Duke	0	0	0	0	0	0	0	0	0	0	0	0	0	0	0	0	0	0	0	0	0	0	0
12/23/2022	vs Missouri	0	0	0	0	0	0	0	0	0	0	0	0	0	0	0	0	0	0	0	0	0	0	0
		0	0	0	0	0	0	0	0	0	0	0	0	0	0	0	0	0	0	0	0	0	0	0

Games	Avg/ rush	Avg/ catch	Pass effic	KR avg	PR avg	All purpose avg/game	Total offense avg/game
10	0.0	0.0	0.0	0.0	0.0	0.0	0.0

Date	Opponent	Tackles				Sacks	Fumble	Pass Defense			blkd	PAT attempts			off			
		ua	a	total	tfl-yds	no-yds	ff	fr-yds	int-yds	qbh	brup	kick	kick	rush	rcv	saf	pts	
09/01/2022	VMI	0	0	0	0.0-0	0-0	0	0-0	0-0	0	0	0	0-0	0	0	0	0	0
09/17/2022	Liberty	0	0	0	0.0-0	0-0	0	0-0	0-0	0	0	0	0-0	0	0	0	0	0
10/08/2022	Army West Point	0	0	0	0.0-0	0-0	0	0-0	0-0	0	0	0	0-0	0	0	0	0	0
10/22/2022	Boston College	0	0	0	0.0-0	0-0	0	0-0	0-0	0	0	0	0-0	0	0	0	0	0
10/29/2022	at Louisville	0	0	0	0.0-0	0-0	0	0-0	0-0	0	0	0	0-0	0	0	0	0	0
11/05/2022	at NC State	0	0	0	0.0-0	0-0	0	0-0	0-0	0	0	0	0-0	0	0	0	0	0
11/12/2022	North Carolina	0	0	0	0.0-0	0-0	0	0-0	0-0	0	0	0	0-0	0	0	0	0	0
11/19/2022	Syracuse	0	0	0	0.0-0	0-0	0	0-0	0-0	0	0	0	0-0	0	0	0	0	0
11/26/2022	at Duke	0	0	0	0.0-0	0-0	0	0-0	0-0	0	0	0	0-0	0	0	0	0	0
12/23/2022	vs Missouri	0	0	0	0.0-0	0-0	0	0-0	0-0	0	0	0	0-0	0	0	0	0	0
		0	0	0	0.0-0	0-0	0	0-0	0-0	0	0	0	0-0	0	0	0	0	0

Date	Opponent	Punting			Kickoffs			Field Goals
		no.	yds	tb	no.	yds	tb	made-att
09/01/2022	VMI	0	0	0	0	0	0	0-0
09/17/2022	Liberty	0	0	0	0	0	0	0-0
10/08/2022	Army West Point	0	0	0	0	0	0	0-0
10/22/2022	Boston College	0	0	0	0	0	0	0-0
10/29/2022	at Louisville	0	0	0	0	0	0	0-0
11/05/2022	at NC State	0	0	0	0	0	0	0-0
11/12/2022	North Carolina	0	0	0	0	0	0	0-0
11/19/2022	Syracuse	0	0	0	0	0	0	0-0
11/26/2022	at Duke	0	0	0	0	0	0	0-0
12/23/2022	vs Missouri	0	0	0	0	0	0	0-0
		0	0	0	0	0	0	0-0



**2022-23 Wake Forest Football
Individual Game-by-Game
All games**

Page 104/132
as of Jan 11, 2023



**2022-23 Wake Forest Football
Individual Game-by-Game
All games**

#14 SLOCUM, Evan

Date	Opponent	Rushing				Receiving				Passing				Kick Returns				Punt Returns				all purp	
		no.	yds	td	lg	no.	yds	td	lg	cmp	att	int	yds	td	lg	no.	yds	td	lg	no.	yds		td
09/01/2022	VMI	0	0	0	0	0	0	0	0	0	0	0	0	0	0	0	0	0	0	0	0	0	0
09/10/2022	at Vanderbilt	0	0	0	0	0	0	0	0	0	0	0	0	0	0	0	0	0	0	0	0	0	0
09/17/2022	Liberty	0	0	0	0	0	0	0	0	0	0	0	0	0	0	0	0	0	0	0	0	0	0
09/24/2022	Clemson	0	0	0	0	0	0	0	0	0	0	0	0	0	0	0	0	0	0	0	0	0	0
10/01/2022	at Florida St.	0	0	0	0	0	0	0	0	0	0	0	0	0	0	0	0	0	0	0	0	0	0
10/08/2022	Army West Point	0	0	0	0	0	0	0	0	0	0	0	0	0	0	0	0	0	0	0	0	0	0
10/22/2022	Boston College	0	0	0	0	0	0	0	0	0	0	0	0	0	0	0	0	0	0	0	0	0	0
10/29/2022	at Louisville	0	0	0	0	0	0	0	0	0	0	0	0	0	0	0	0	0	0	0	0	0	0
11/05/2022	at NC State	0	0	0	0	0	0	0	0	0	0	0	0	0	0	0	0	0	0	0	0	0	0
11/12/2022	North Carolina	0	0	0	0	0	0	0	0	0	0	0	0	0	0	0	0	0	0	0	0	0	0
11/19/2022	Syracuse	0	0	0	0	0	0	0	0	0	0	0	0	0	0	0	0	0	0	0	0	0	0
11/26/2022	at Duke	0	0	0	0	0	0	0	0	0	0	0	0	0	0	0	0	0	0	0	0	0	0
12/23/2022	vs Missouri	0	0	0	0	0	0	0	0	0	0	0	0	0	0	0	0	0	0	0	0	0	0
		0	0	0	0	0	0	0	0	0	0	0	0	0	0	0	0	0	0	0	0	0	0

Games	Avg/ rush	Avg/ catch	Pass effic	KR avg	PR avg	All purpose avg/game	Total offense avg/game
13	0.0	0.0	0.0	0.0	0.0	0.0	0.0

Date	Opponent	Tackles				Sacks	Fumble	Pass Defense			blkd	PAT attempts			off			
		ua	a	total	tfl-yds	no-yds	ff	fr-yds	int-yds	qbh	brup	kick	kick	rush	rcv	saf	pts	
09/01/2022	VMI	0	0	0	0.0-0	0-0	0	0-0	0-0	0	0	0	0-0	0	0	0	0	0
09/10/2022	at Vanderbilt	1	0	1	0.0-0	0-0	0	0-0	0-0	0	0	0	0-0	0	0	0	0	0
09/17/2022	Liberty	0	0	0	0.0-0	0-0	0	0-0	0-0	0	0	0	0-0	0	0	0	0	0
09/24/2022	Clemson	2	2	4	0.0-0	0-0	0	0-0	0-0	0	0	0	0-0	0	0	0	0	0
10/01/2022	at Florida St.	1	2	3	0.0-0	0-0	0	0-0	0-0	0	0	0	0-0	0	0	0	0	0
10/08/2022	Army West Point	3	0	3	0.0-0	0-0	0	0-0	0-0	0	0	0	0-0	0	0	0	0	0
10/22/2022	Boston College	2	1	3	1.0-4	0-0	0	0-0	0-0	0	0	0	0-0	0	0	0	0	0
10/29/2022	at Louisville	1	1	2	0.0-0	0-0	0	0-0	0-0	0	0	0	0-0	0	0	0	0	0
11/05/2022	at NC State	4	1	5	0.0-0	0-0	0	0-0	0-0	0	0	0	0-0	0	0	0	0	0
11/12/2022	North Carolina	5	4	9	0.0-0	0-0	0	0-0	0-0	0	1	0	0-0	0	0	0	0	0
11/19/2022	Syracuse	5	3	8	0.0-0	0-0	0	0-0	0-0	0	0	0	0-0	0	0	0	0	0
11/26/2022	at Duke	2	3	5	0.0-0	0-0	0	0-0	0-0	0	0	0	0-0	0	0	0	0	0
12/23/2022	vs Missouri	2	0	2	1.0-3	0-0	0	0-0	0-0	0	2	0	0-0	0	0	0	0	0
		28	17	45	2.0-7	0-0	0	0-0	0-0	0	3	0	0-0	0	0	0	0	0

Date	Opponent	Punting			Kickoffs			Field Goals
		no.	yds	tb	no.	yds	tb	made-att
09/01/2022	VMI	0	0	0	0	0	0	0-0
09/10/2022	at Vanderbilt	0	0	0	0	0	0	0-0
09/17/2022	Liberty	0	0	0	0	0	0	0-0
09/24/2022	Clemson	0	0	0	0	0	0	0-0
10/01/2022	at Florida St.	0	0	0	0	0	0	0-0
10/08/2022	Army West Point	0	0	0	0	0	0	0-0



2022-23 Wake Forest Football
Individual Game-by-Game
All games

Date	Opponent	Punting			Kickoffs			Field Goals made-att
		no.	yds	tb	no.	yds	tb	
10/22/2022	Boston College	0	0	0	0	0	0	0-0
10/29/2022	at Louisville	0	0	0	0	0	0	0-0
11/05/2022	at NC State	0	0	0	0	0	0	0-0
11/12/2022	North Carolina	0	0	0	0	0	0	0-0
11/19/2022	Syracuse	0	0	0	0	0	0	0-0
11/26/2022	at Duke	0	0	0	0	0	0	0-0
12/23/2022	vs Missouri	0	0	0	0	0	0	0-0
		0	0	0	0	0	0	0-0



**2022-23 Wake Forest Football
Individual Game-by-Game
All games**

#5 SMENDA, JR., Ryan

Date	Opponent	Rushing				Receiving				Passing				Kick Returns				Punt Returns				all purp	
		no.	yds	td	lg	no.	yds	td	lg	cmp	att	int	yds	td	lg	no.	yds	td	lg	no.	yds		td
09/10/2022	at Vanderbilt	0	0	0	0	0	0	0	0	0	0	0	0	0	0	0	0	0	0	0	0	0	0
09/17/2022	Liberty	0	0	0	0	0	0	0	0	0	0	0	0	0	0	0	0	0	0	0	0	0	0
09/24/2022	Clemson	0	0	0	0	0	0	0	0	0	0	0	0	0	0	0	0	0	0	0	0	0	0
10/01/2022	at Florida St.	0	0	0	0	0	0	0	0	0	0	0	0	0	0	0	0	0	0	0	0	0	0
10/08/2022	Army West Point	0	0	0	0	0	0	0	0	0	0	0	0	0	0	0	0	0	0	0	0	0	0
10/22/2022	Boston College	0	0	0	0	0	0	0	0	0	0	0	0	0	0	0	0	0	0	0	0	0	0
10/29/2022	at Louisville	0	0	0	0	0	0	0	0	0	0	0	0	0	0	0	0	0	0	0	0	0	0
11/05/2022	at NC State	0	0	0	0	0	0	0	0	0	0	0	0	0	0	0	0	0	0	0	0	0	0
11/12/2022	North Carolina	0	0	0	0	0	0	0	0	0	0	0	0	0	0	0	0	0	0	0	0	0	0
11/19/2022	Syracuse	0	0	0	0	0	0	0	0	0	0	0	0	0	0	0	0	0	0	0	0	0	0
11/26/2022	at Duke	0	0	0	0	0	0	0	0	0	0	0	0	0	0	0	0	0	0	0	0	0	0
12/23/2022	vs Missouri	0	0	0	0	0	0	0	0	0	0	0	0	0	0	0	0	0	0	0	0	0	0
		0	0	0	0	0	0	0	0	0	0	0	0	0	0	0	0	0	0	0	0	0	0

Games	Avg/ rush	Avg/ catch	Pass effic	KR avg	PR avg	All purpose avg/game	Total offense avg/game
12	0.0	0.0	0.0	0.0	0.0	0.0	0.0

Date	Opponent	Tackles			Sacks	Fumble	Pass Defense			blkd	PAT attempts			off			
		ua	a	total	tfl-yds	no-yds	ff	fr-yds	int-yds	qbh	brup	kick	kick	rush	rcv	saf	pts
09/10/2022	at Vanderbilt	1	6	7	0.0-0	0-0	0	0-0	0-0	1	0	0	0-0	0	0	0	0
09/17/2022	Liberty	4	7	11	0.5-4	0-0	0	1-18	0-0	1	0	0	0-0	0	0	0	0
09/24/2022	Clemson	2	7	9	0.0-0	0-0	0	0-0	0-0	2	1	0	0-0	0	0	0	0
10/01/2022	at Florida St.	2	9	11	1.0-1	0-0	0	0-0	0-0	0	0	0	0-0	0	0	0	0
10/08/2022	Army West Point	5	7	12	0.0-0	0-0	0	0-0	0-0	0	0	0	0-0	0	0	0	0
10/22/2022	Boston College	3	2	5	1.5-4	0-0	0	0-0	0-0	1	0	0	0-0	0	0	0	0
10/29/2022	at Louisville	3	1	4	1.0-4	0-0	0	0-0	0-0	0	0	0	0-0	0	0	0	0
11/05/2022	at NC State	9	7	16	0.5-2	0-0	0	0-0	0-0	0	0	0	0-0	0	0	0	0
11/12/2022	North Carolina	4	12	16	0.0-0	0-0	0	0-0	0-0	1	1	0	0-0	0	0	0	0
11/19/2022	Syracuse	1	4	5	0.5-0	0-0	0	0-0	0-0	0	0	0	0-0	0	0	0	0
11/26/2022	at Duke	2	8	10	0.0-0	0-0	0	0-0	0-0	2	1	0	0-0	0	0	0	0
12/23/2022	vs Missouri	5	6	11	0.5-1	0-0	0	0-0	0-0	0	0	0	0-0	0	0	0	0
		41	76	117	5.5-16	0-0	0	1-18	0-0	8	3	0	0-0	0	0	0	0

Date	Opponent	Punting			Kickoffs			Field Goals	
		no.	yds	tb	no.	yds	tb	made	att
09/10/2022	at Vanderbilt	0	0	0	0	0	0	0	0
09/17/2022	Liberty	0	0	0	0	0	0	0	0
09/24/2022	Clemson	0	0	0	0	0	0	0	0
10/01/2022	at Florida St.	0	0	0	0	0	0	0	0
10/08/2022	Army West Point	0	0	0	0	0	0	0	0
10/22/2022	Boston College	0	0	0	0	0	0	0	0
10/29/2022	at Louisville	0	0	0	0	0	0	0	0
11/05/2022	at NC State	0	0	0	0	0	0	0	0



2022-23 Wake Forest Football
Individual Game-by-Game
All games

Date	Opponent	Punting			Kickoffs			Field Goals made-att
		no.	yds	tb	no.	yds	tb	
11/12/2022	North Carolina	0	0	0	0	0	0	0-0
11/19/2022	Syracuse	0	0	0	0	0	0	0-0
11/26/2022	at Duke	0	0	0	0	0	0	0-0
12/23/2022	vs Missouri	0	0	0	0	0	0	0-0
		0	0	0	0	0	0	0-0



**2022-23 Wake Forest Football
Individual Game-by-Game
All games**

#17 STEVENSON, Zamari

Date	Opponent	Rushing				Receiving				Passing				Kick Returns				Punt Returns				all purp				
		no.	yds	td	lg	no.	yds	td	lg	cmp	att	int	yds	td	lg	no.	yds	td	lg	no.	yds		td	lg		
09/01/2022	VMI	0	0	0	0	0	0	0	0	0-0-0	0	0	0	0	0	0	0	0	0	0	0	0	0	0	0	0
09/17/2022	Liberty	0	0	0	0	0	0	0	0	0-0-0	0	0	0	0	0	0	0	0	0	0	0	0	0	0	0	0
09/24/2022	Clemson	0	0	0	0	0	0	0	0	0-0-0	0	0	0	0	0	0	0	0	0	0	0	0	0	0	0	0
10/01/2022	at Florida St.	0	0	0	0	0	0	0	0	0-0-0	0	0	0	0	0	0	0	0	0	0	0	0	0	0	0	0
10/08/2022	Army West Point	0	0	0	0	0	0	0	0	0-0-0	0	0	0	0	0	0	0	0	0	0	0	0	0	0	0	0
10/22/2022	Boston College	0	0	0	0	0	0	0	0	0-0-0	0	0	0	0	0	0	0	0	0	0	0	0	0	0	0	0
10/29/2022	at Louisville	0	0	0	0	0	0	0	0	0-0-0	0	0	0	0	0	0	0	0	0	0	0	0	0	0	0	0
11/12/2022	North Carolina	0	0	0	0	0	0	0	0	0-0-0	0	0	0	0	0	0	0	0	0	0	0	0	0	0	0	0
		0	0	0	0	0	0	0	0	0-0-0	0	0	0	0	0	0	0	0	0	0	0	0	0	0	0	0

Games	Avg/ rush	Avg/ catch	Pass effic	KR avg	PR avg	All purpose avg/game	Total offense avg/game
8	0.0	0.0	0.0	0.0	0.0	0.0	0.0

Date	Opponent	Tackles				Sacks	Fumble	Pass Defense			blkd	PAT attempts			off		
		ua	a	total	tfl-yds	no-yds	ff	fr-yds	int-yds	qbh	brup	kick	kick	rush	rcv	saf	pts
09/01/2022	VMI	0	1	1	0.0-0	0-0	0	0-0	0-0	0	0	0	0-0	0	0	0	0
09/17/2022	Liberty	0	0	0	0.0-0	0-0	0	0-0	0-0	0	0	0	0-0	0	0	0	0
09/24/2022	Clemson	0	0	0	0.0-0	0-0	0	0-0	0-0	0	0	0	0-0	0	0	0	0
10/01/2022	at Florida St.	0	0	0	0.0-0	0-0	0	0-0	0-0	0	0	0	0-0	0	0	0	0
10/08/2022	Army West Point	0	0	0	0.0-0	0-0	0	0-0	0-0	0	0	0	0-0	0	0	0	0
10/22/2022	Boston College	0	0	0	0.0-0	0-0	0	0-0	0-0	0	0	0	0-0	0	0	0	0
10/29/2022	at Louisville	0	0	0	0.0-0	0-0	0	0-0	0-0	0	0	0	0-0	0	0	0	0
11/12/2022	North Carolina	0	0	0	0.0-0	0-0	0	0-0	0-0	0	0	0	0-0	0	0	0	0
		0	1	1	0.0-0	0-0	0	0-0	0-0	0	0	0	0-0	0	0	0	0

Date	Opponent	Punting			Kickoffs			Field Goals	
		no.	yds	tb	no.	yds	tb	made	att
09/01/2022	VMI	0	0	0	0	0	0	0-0	
09/17/2022	Liberty	0	0	0	0	0	0	0-0	
09/24/2022	Clemson	0	0	0	0	0	0	0-0	
10/01/2022	at Florida St.	0	0	0	0	0	0	0-0	
10/08/2022	Army West Point	0	0	0	0	0	0	0-0	
10/22/2022	Boston College	0	0	0	0	0	0	0-0	
10/29/2022	at Louisville	0	0	0	0	0	0	0-0	
11/12/2022	North Carolina	0	0	0	0	0	0	0-0	
		0	0	0	0	0	0	0-0	



2022-23 Wake Forest Football
Individual Game-by-Game
All games

#60 TANNER, Hampton

Date	Opponent	Rushing				Receiving				Passing				Kick Returns				Punt Returns				all purp		
		no.	yds	td	lg	no.	yds	td	lg	cmp	att	int	yds	td	lg	no.	yds	td	lg	no.	yds		td	lg
10/08/2022	Army West Point	0	0	0	0	0	0	0	0	0	0	0	0	0	0	0	0	0	0	0	0	0	0	0
		0	0	0	0	0	0	0	0	0	0	0	0	0	0	0	0	0	0	0	0	0	0	

Games	Avg/ rush	Avg/ catch	Pass effic	KR avg	PR avg	All purpose avg/game	Total offense avg/game
1	0.0	0.0	0.0	0.0	0.0	0.0	0.0

Date	Opponent	Tackles				Sacks	Fumble	Pass Defense			blkd	PAT attempts			off		
		ua	a	total	tfl-yds	no-yds	ff	fr-yds	int-yds	qbh	brup	kick	kick	rush	rcv	saf	pts
10/08/2022	Army West Point	0	0	0	0	0-0	0	0-0	0-0	0	0	0	0-0	0	0	0	0
		0	0	0	0	0-0	0	0-0	0-0	0	0	0	0-0	0	0	0	

Date	Opponent	Punting			Kickoffs			Field Goals	
		no.	yds	tb	no.	yds	tb	made	att
10/08/2022	Army West Point	0	0	0	0	0	0	0	0
		0	0	0	0	0	0	0	0



2022-23 Wake Forest Football
Individual Game-by-Game
All games

#41 TOWNS, Will

Date	Opponent	Rushing				Receiving				Passing				Kick Returns				Punt Returns				all purp				
		no.	yds	td	lg	no.	yds	td	lg	cmp	att	int	yds	td	lg	no.	yds	td	lg	no.	yds		td	lg		
09/01/2022	VMI	0	0	0	0	0	0	0	0	0-0-0	0	0	0	0	0	0	0	0	0	0	0	0	0	0	0	0
09/10/2022	at Vanderbilt	2	11	0	12	0	0	0	0	0-0-0	0	0	0	0	0	0	0	0	0	0	0	0	0	0	0	11
09/17/2022	Liberty	0	0	0	0	0	0	0	0	0-0-0	0	0	0	0	0	0	0	0	0	0	0	0	0	0	0	0
09/24/2022	Clemson	0	0	0	0	0	0	0	0	0-0-0	0	0	0	0	0	0	0	0	0	0	0	0	0	0	0	0
10/01/2022	at Florida St.	0	0	0	0	0	0	0	0	0-0-0	0	0	0	0	0	0	0	0	0	0	0	0	0	0	0	0
10/08/2022	Army West Point	2	6	0	5	0	0	0	0	0-0-0	0	0	0	0	0	0	0	0	0	0	0	0	0	0	0	6
10/22/2022	Boston College	1	0	0	0	0	0	0	0	0-0-0	0	0	0	0	0	0	0	0	0	0	0	0	0	0	0	0
10/29/2022	at Louisville	7	54	0	18	0	0	0	0	0-0-0	0	0	0	2	55	0	31	0	0	0	0	0	0	0	0	109
11/05/2022	at NC State	0	0	0	0	0	0	0	0	0-0-0	0	0	0	0	0	0	0	0	0	0	0	0	0	0	0	0
11/12/2022	North Carolina	0	0	0	0	0	0	0	0	0-0-0	0	0	0	0	0	0	0	0	0	0	0	0	0	0	0	0
11/19/2022	Syracuse	0	0	0	0	0	0	0	0	0-0-0	0	0	0	0	0	0	0	0	0	0	0	0	0	0	0	0
11/26/2022	at Duke	0	0	0	0	0	0	0	0	0-0-0	0	0	0	0	0	0	0	0	0	0	0	0	0	0	0	0
12/23/2022	vs Missouri	0	0	0	0	0	0	0	0	0-0-0	0	0	0	0	0	0	0	0	0	0	0	0	0	0	0	0
		12	71	0	18	0	0	0	0	0-0-0	0	0	0	2	55	0	31	0	0	0	0	0	0	0	0	71

Games	Avg/ rush	Avg/ catch	Pass effic	KR avg	PR avg	All purpose avg/game	Total offense avg/game
13	5.9	0.0	0.0	27.5	0.0	9.7	5.5

Date	Opponent	Tackles				Sacks	Fumble	Pass Defense			blkd	PAT attempts			off		
		ua	a	total	tfl-yds	no-yds	ff	fr-yds	int-yds	qbh	brup	kick	kick	rush	rcv	saf	pts
09/01/2022	VMI	0	0	0	0.0-0	0-0	0	0-0	0-0	0	0	0	0-0	0	0	0	0
09/10/2022	at Vanderbilt	0	0	0	0.0-0	0-0	0	0-0	0-0	0	0	0	0-0	0	0	0	0
09/17/2022	Liberty	0	0	0	0.0-0	0-0	0	0-0	0-0	0	0	0	0-0	0	0	0	0
09/24/2022	Clemson	0	0	0	0.0-0	0-0	0	0-0	0-0	0	0	0	0-0	0	0	0	0
10/01/2022	at Florida St.	0	0	0	0.0-0	0-0	0	0-0	0-0	0	0	0	0-0	0	0	0	0
10/08/2022	Army West Point	0	2	2	0.0-0	0-0	0	0-0	0-0	0	0	0	0-0	0	0	0	0
10/22/2022	Boston College	1	0	1	0.0-0	0-0	0	0-0	0-0	0	0	0	0-0	0	0	0	0
10/29/2022	at Louisville	0	0	0	0.0-0	0-0	0	0-0	0-0	0	0	0	0-0	0	0	0	0
11/05/2022	at NC State	0	0	0	0.0-0	0-0	0	0-0	0-0	0	0	0	0-0	0	0	0	0
11/12/2022	North Carolina	0	0	0	0.0-0	0-0	0	0-0	0-0	0	0	1	0-0	0	0	0	0
11/19/2022	Syracuse	0	0	0	0.0-0	0-0	0	0-0	0-0	0	0	0	0-0	0	0	0	0
11/26/2022	at Duke	1	1	2	0.0-0	0-0	0	0-0	0-0	0	0	0	0-0	0	0	0	0
12/23/2022	vs Missouri	0	0	0	0.0-0	0-0	0	0-0	0-0	0	0	0	0-0	0	0	0	0
		2	3	5	0.0-0	0-0	0	0-0	0-0	0	0	1	0-0	0	0	0	0

Date	Opponent	Punting			Kickoffs			Field Goals
		no.	yds	tb	no.	yds	tb	made-att
09/01/2022	VMI	0	0	0	0	0	0	0-0
09/10/2022	at Vanderbilt	0	0	0	0	0	0	0-0
09/17/2022	Liberty	0	0	0	0	0	0	0-0
09/24/2022	Clemson	0	0	0	0	0	0	0-0
10/01/2022	at Florida St.	0	0	0	0	0	0	0-0
10/08/2022	Army West Point	0	0	0	0	0	0	0-0



2022-23 Wake Forest Football
Individual Game-by-Game
All games

Date	Opponent	Punting			Kickoffs			Field Goals made-att
		no.	yds	tb	no.	yds	tb	
10/22/2022	Boston College	0	0	0	0	0	0	0-0
10/29/2022	at Louisville	0	0	0	0	0	0	0-0
11/05/2022	at NC State	0	0	0	0	0	0	0-0
11/12/2022	North Carolina	0	0	0	0	0	0	0-0
11/19/2022	Syracuse	0	0	0	0	0	0	0-0
11/26/2022	at Duke	0	0	0	0	0	0	0-0
12/23/2022	vs Missouri	0	0	0	0	0	0	0-0
		0	0	0	0	0	0	0-0



**2022-23 Wake Forest Football
Individual Game-by-Game
All games**

#0 TURNER, Christian

Date	Opponent	Rushing			Receiving				Passing				Kick Returns				Punt Returns				all purp			
		no.	yds	td	lg	no.	yds	td	lg	cmp	att	int	yds	td	lg	no.	yds	td	lg	no.		yds	td	lg
09/01/2022	VMI	13	100	2	35	2	18	0	11	0	0	0	0	0	0	0	0	0	0	0	0	0	0	118
09/10/2022	at Vanderbilt	11	44	0	8	1	2	1	2	0	0	0	0	0	0	0	0	0	0	0	0	0	0	46
09/17/2022	Liberty	7	5	0	6	0	0	0	0	0	0	0	0	0	0	0	0	0	0	0	0	0	0	5
09/24/2022	Clemson	10	27	0	8	0	0	0	0	0	0	0	0	0	0	0	0	0	0	0	0	0	0	27
10/01/2022	at Florida St.	20	64	1	14	1	17	0	17	0	0	0	0	0	0	0	0	0	0	0	0	0	0	81
10/08/2022	Army West Point	8	46	2	14	0	0	0	0	0	0	0	0	0	0	0	0	0	0	0	0	0	0	46
10/22/2022	Boston College	7	29	0	15	0	0	0	0	0	0	0	0	0	0	0	0	0	0	0	0	0	0	29
10/29/2022	at Louisville	9	38	0	21	1	2	0	2	0	0	0	0	0	0	0	0	0	0	0	0	0	0	40
11/05/2022	at NC State	8	29	1	13	0	0	0	0	0	0	0	0	0	0	0	0	0	0	0	0	0	0	29
11/12/2022	North Carolina	12	41	1	8	0	0	0	0	0	0	0	0	0	0	0	0	0	0	0	0	0	0	41
11/19/2022	Syracuse	16	69	0	9	0	0	0	0	0	0	0	0	0	0	0	0	0	0	0	0	0	0	69
11/26/2022	at Duke	7	24	0	9	0	0	0	0	0	0	0	0	0	0	0	0	0	0	0	0	0	0	24
		128	516	7	35	5	39	1	17	0	0	0	0	0	0	0	0	0	0	0	0	0	0	516

Games	Avg/ rush	Avg/ catch	Pass effic	KR avg	PR avg	All purpose avg/game	Total offense avg/game
12	4.0	7.8	0.0	0.0	0.0	46.3	43.0

Date	Opponent	Tackles			Sacks	Fumble	Pass Defense			blkd	PAT attempts			off			
		ua	a	total	tfl-yds	no-yds	ff	fr-yds	int-yds	qbh	brup	kick	kick	rush	rcv	saf	pts
09/01/2022	VMI	0	0	0	0.0-0	0-0	0	0-0	0-0	0	0	0	0-0	0	0	0	12
09/10/2022	at Vanderbilt	0	0	0	0.0-0	0-0	0	0-0	0-0	0	0	0	0-0	0	0	0	6
09/17/2022	Liberty	0	0	0	0.0-0	0-0	0	0-0	0-0	0	0	0	0-0	0	0	0	0
09/24/2022	Clemson	0	0	0	0.0-0	0-0	0	0-0	0-0	0	0	0	0-0	0	0	0	0
10/01/2022	at Florida St.	0	0	0	0.0-0	0-0	0	0-0	0-0	0	0	0	0-0	0	0	0	6
10/08/2022	Army West Point	0	0	0	0.0-0	0-0	0	0-0	0-0	0	0	0	0-0	0	0	0	12
10/22/2022	Boston College	0	0	0	0.0-0	0-0	0	0-0	0-0	0	0	0	0-0	0	0	0	0
10/29/2022	at Louisville	0	0	0	0.0-0	0-0	0	0-0	0-0	0	0	0	0-0	0	0	0	0
11/05/2022	at NC State	0	0	0	0.0-0	0-0	0	0-0	0-0	0	0	0	0-0	0	0	0	6
11/12/2022	North Carolina	0	0	0	0.0-0	0-0	0	0-0	0-0	0	0	0	0-0	0	0	0	6
11/19/2022	Syracuse	0	0	0	0.0-0	0-0	0	0-0	0-0	0	0	0	0-0	0	0	0	0
11/26/2022	at Duke	0	0	0	0.0-0	0-0	0	0-0	0-0	0	0	0	0-0	0	0	0	0
		0	0	0	0.0-0	0-0	0	0-0	0-0	0	0	0	0-0	0	0	0	48

Date	Opponent	Punting			Kickoffs			Field Goals	
		no.	yds	tb	no.	yds	tb	made	att
09/01/2022	VMI	0	0	0	0	0	0	0	0
09/10/2022	at Vanderbilt	0	0	0	0	0	0	0	0
09/17/2022	Liberty	0	0	0	0	0	0	0	0
09/24/2022	Clemson	0	0	0	0	0	0	0	0
10/01/2022	at Florida St.	0	0	0	0	0	0	0	0
10/08/2022	Army West Point	0	0	0	0	0	0	0	0
10/22/2022	Boston College	0	0	0	0	0	0	0	0
10/29/2022	at Louisville	0	0	0	0	0	0	0	0



2022-23 Wake Forest Football
Individual Game-by-Game
All games

Date	Opponent	Punting			Kickoffs			Field Goals made-att
		no.	yds	tb	no.	yds	tb	
11/05/2022	at NC State	0	0	0	0	0	0	0-0
11/12/2022	North Carolina	0	0	0	0	0	0	0-0
11/19/2022	Syracuse	0	0	0	0	0	0	0-0
11/26/2022	at Duke	0	0	0	0	0	0	0-0
		0	0	0	0	0	0	0-0



**2022-23 Wake Forest Football
Individual Game-by-Game
All games**

#0 TURNER, Kobie

Date	Opponent	Rushing				Receiving				Passing				Kick Returns				Punt Returns				all purp	
		no.	yds	td	lg	no.	yds	td	lg	cmp	att	int	yds	td	lg	no.	yds	td	lg	no.	yds		td
09/01/2022	VMI	0	0	0	0	0	0	0	0	0	0	0	0	0	0	0	0	0	0	0	0	0	0
09/10/2022	at Vanderbilt	0	0	0	0	0	0	0	0	0	0	0	0	0	0	0	0	0	0	0	0	0	0
09/17/2022	Liberty	0	0	0	0	0	0	0	0	0	0	0	0	0	0	0	0	0	0	0	0	0	0
09/24/2022	Clemson	0	0	0	0	0	0	0	0	0	0	0	0	0	0	0	0	0	0	0	0	0	0
10/01/2022	at Florida St.	0	0	0	0	0	0	0	0	0	0	0	0	0	0	0	0	0	0	0	0	0	0
10/08/2022	Army West Point	0	0	0	0	0	0	0	0	0	0	0	0	0	0	0	0	0	0	0	0	0	0
10/22/2022	Boston College	0	0	0	0	0	0	0	0	0	0	0	0	0	0	0	0	0	0	0	0	0	0
10/29/2022	at Louisville	0	0	0	0	0	0	0	0	0	0	0	0	0	0	0	0	0	0	0	0	0	0
11/05/2022	at NC State	0	0	0	0	0	0	0	0	0	0	0	0	0	0	0	0	0	0	0	0	0	0
11/12/2022	North Carolina	0	0	0	0	0	0	0	0	0	0	0	0	0	0	0	0	0	0	0	0	0	0
11/19/2022	Syracuse	0	0	0	0	0	0	0	0	0	0	0	0	0	0	0	0	0	0	0	0	0	0
11/26/2022	at Duke	0	0	0	0	0	0	0	0	0	0	0	0	0	0	0	0	0	0	0	0	0	0
12/23/2022	vs Missouri	0	0	0	0	0	0	0	0	0	0	0	0	0	0	0	0	0	0	0	0	0	0
		0	0	0	0	0	0	0	0	0	0	0	0	0	0	0	0	0	0	0	0	0	0

Games	Avg/ rush	Avg/ catch	Pass effic	KR avg	PR avg	All purpose avg/game	Total offense avg/game
13	0.0	0.0	0.0	0.0	0.0	0.0	0.0

Date	Opponent	Tackles			Sacks	Fumble	Pass Defense			blkd	PAT attempts			off			
		ua	a	total	tfl-yds	no-yds	ff	fr-yds	int-yds	qbh	brup	kick	kick	rush	rcv	saf	pts
09/01/2022	VMI	2	4	6	0.5-2	0-0	0	0-0	0-0	1	0	0	0-0	0	0	0	0
09/10/2022	at Vanderbilt	2	0	2	1.0-7	1-7	0	1-0	0-0	0	0	0	0-0	0	0	0	0
09/17/2022	Liberty	1	1	2	1.5-3	0-0	0	0-0	0-0	1	0	0	0-0	0	0	0	0
09/24/2022	Clemson	5	1	6	1.0-2	0-0	1	0-0	0-0	1	0	0	0-0	0	0	0	0
10/01/2022	at Florida St.	2	1	3	1.5-4	0-0	1	0-0	0-0	1	0	0	0-0	0	0	0	0
10/08/2022	Army West Point	0	1	1	0.0-0	0-0	0	0-0	0-0	1	0	0	0-0	0	0	0	0
10/22/2022	Boston College	1	2	3	0.5-1	0-0	0	0-0	0-0	0	0	0	0-0	0	0	0	0
10/29/2022	at Louisville	0	1	1	0.0-0	0-0	0	0-0	0-0	0	0	0	0-0	0	0	0	0
11/05/2022	at NC State	1	1	2	1.5-6	0-0	0	0-0	0-0	0	1	0	0-0	0	0	0	0
11/12/2022	North Carolina	1	0	1	0.0-0	0-0	0	0-0	0-0	2	1	0	0-0	0	0	0	0
11/19/2022	Syracuse	1	2	3	0.0-0	0-0	0	0-0	0-0	0	0	0	0-0	0	0	0	0
11/26/2022	at Duke	1	3	4	0.5-2	0-0	0	0-0	0-0	1	0	0	0-0	0	0	0	0
12/23/2022	vs Missouri	4	0	4	2.0-15	1-12	1	0-0	0-0	1	0	0	0-0	0	0	0	0
		21	17	38	10.0-42	2-19	3	1-0	0-0	9	2	0	0-0	0	0	0	0

Date	Opponent	Punting			Kickoffs			Field Goals	
		no.	yds	tb	no.	yds	tb	made	att
09/01/2022	VMI	0	0	0	0	0	0	0	0
09/10/2022	at Vanderbilt	0	0	0	0	0	0	0	0
09/17/2022	Liberty	0	0	0	0	0	0	0	0
09/24/2022	Clemson	0	0	0	0	0	0	0	0
10/01/2022	at Florida St.	0	0	0	0	0	0	0	0
10/08/2022	Army West Point	0	0	0	0	0	0	0	0



2022-23 Wake Forest Football
Individual Game-by-Game
All games

Date	Opponent	Punting			Kickoffs			Field Goals made-att
		no.	yds	tb	no.	yds	tb	
10/22/2022	Boston College	0	0	0	0	0	0	0-0
10/29/2022	at Louisville	0	0	0	0	0	0	0-0
11/05/2022	at NC State	0	0	0	0	0	0	0-0
11/12/2022	North Carolina	0	0	0	0	0	0	0-0
11/19/2022	Syracuse	0	0	0	0	0	0	0-0
11/26/2022	at Duke	0	0	0	0	0	0	0-0
12/23/2022	vs Missouri	0	0	0	0	0	0	0-0
		0	0	0	0	0	0	0-0



**2022-23 Wake Forest Football
Individual Game-by-Game
All games**

#73 VAUGHAN, Zach

Date	Opponent	Rushing				Receiving				Passing				Kick Returns				Punt Returns				all purp		
		no.	yds	td	lg	no.	yds	td	lg	cmp	att	int	yds	td	lg	no.	yds	td	lg	no.	yds		td	lg
09/01/2022	VMI	0	0	0	0	0	0	0	0	0	0	0	0	0	0	0	0	0	0	0	0	0	0	0
10/08/2022	Army West Point	0	0	0	0	0	0	0	0	0	0	0	0	0	0	0	0	0	0	0	0	0	0	0
10/22/2022	Boston College	0	0	0	0	0	0	0	0	0	0	0	0	0	0	0	0	0	0	0	0	0	0	0
10/29/2022	at Louisville	0	0	0	0	0	0	0	0	0	0	0	0	0	0	0	0	0	0	0	0	0	0	0
		0	0	0	0	0	0	0	0	0	0	0	0	0	0	0	0	0	0	0	0	0	0	0

Games	Avg/ rush	Avg/ catch	Pass effic	KR avg	PR avg	All purpose avg/game	Total offense avg/game
4	0.0	0.0	0.0	0.0	0.0	0.0	0.0

Date	Opponent	Tackles				Sacks	Fumble	Pass Defense			blkd	PAT attempts			off		
		ua	a	total	tfl-yds	no-yds	ff	fr	yds	int-yds	qbh	brup	kick	kick	rush	rcv	saf
09/01/2022	VMI	0	0	0	0.0-0	0-0	0	0-0	0-0	0	0	0	0-0	0	0	0	0
10/08/2022	Army West Point	0	0	0	0.0-0	0-0	0	0-0	0-0	0	0	0	0-0	0	0	0	0
10/22/2022	Boston College	0	0	0	0.0-0	0-0	0	0-0	0-0	0	0	0	0-0	0	0	0	0
10/29/2022	at Louisville	0	0	0	0.0-0	0-0	0	0-0	0-0	0	0	0	0-0	0	0	0	0
		0	0	0	0.0-0	0-0	0	0-0	0-0	0	0	0	0-0	0	0	0	0

Date	Opponent	Punting			Kickoffs			Field Goals	
		no.	yds	tb	no.	yds	tb	made	att
09/01/2022	VMI	0	0	0	0	0	0	0	0
10/08/2022	Army West Point	0	0	0	0	0	0	0	0
10/22/2022	Boston College	0	0	0	0	0	0	0	0
10/29/2022	at Louisville	0	0	0	0	0	0	0	0
		0	0	0	0	0	0	0	0



**2022-23 Wake Forest Football
Individual Game-by-Game
All games**

#35 WAYMAN, Kendron

Date	Opponent	Rushing				Receiving				Passing				Kick Returns				Punt Returns				all purp		
		no.	yds	td	lg	no.	yds	td	lg	cmp	att	int	yds	td	lg	no.	yds	td	lg	no.	yds		td	lg
09/01/2022	VMI	0	0	0	0	0	0	0	0	0	0	0	0	0	0	0	0	0	0	0	0	0	0	0
09/10/2022	at Vanderbilt	0	0	0	0	0	0	0	0	0	0	0	0	0	0	0	0	0	0	0	0	0	0	0
09/17/2022	Liberty	0	0	0	0	0	0	0	0	0	0	0	0	0	0	0	0	0	0	0	0	0	0	0
09/24/2022	Clemson	0	0	0	0	0	0	0	0	0	0	0	0	0	0	0	0	0	0	0	0	0	0	0
10/01/2022	at Florida St.	0	0	0	0	0	0	0	0	0	0	0	0	0	0	0	0	0	0	0	0	0	0	0
10/08/2022	Army West Point	0	0	0	0	0	0	0	0	0	0	0	0	0	0	0	0	0	0	0	0	0	0	0
10/22/2022	Boston College	0	0	0	0	0	0	0	0	0	0	0	0	0	0	0	0	0	0	0	0	0	0	0
10/29/2022	at Louisville	0	0	0	0	0	0	0	0	0	0	0	0	0	0	0	0	0	0	0	0	0	0	0
11/05/2022	at NC State	0	0	0	0	0	0	0	0	0	0	0	0	0	0	0	0	0	0	0	0	0	0	0
11/19/2022	Syracuse	0	0	0	0	0	0	0	0	0	0	0	0	0	0	0	0	0	0	0	0	0	0	0
11/26/2022	at Duke	0	0	0	0	0	0	0	0	0	0	0	0	0	0	0	0	0	0	0	0	0	0	0
12/23/2022	vs Missouri	0	0	0	0	0	0	0	0	0	0	0	0	0	0	0	0	0	0	0	0	0	0	0
		0	0	0	0	0	0	0	0	0	0	0	0	0	0	0	0	0	0	0	0	0	0	0

Games	Avg/ rush	Avg/ catch	Pass effic	KR avg	PR avg	All purpose avg/game	Total offense avg/game
12	0.0	0.0	0.0	0.0	0.0	0.0	0.0

Date	Opponent	Tackles				Sacks	Fumble	Pass Defense			blkd	PAT attempts			off			
		ua	a	total	tfl-yds	no-yds	ff	fr-yds	int-yds	qbh	brup	kick	kick	rush	rcv	saf	pts	
09/01/2022	VMI	2	1	3	1.5-9	1.5-9	0	0-0	0-0	0	0	0	0-0	0	0	0	0	0
09/10/2022	at Vanderbilt	0	1	1	0.0-0	0-0	0	0-0	0-0	0	0	0	0-0	0	0	0	0	0
09/17/2022	Liberty	0	0	0	0.0-0	0-0	0	0-0	0-0	0	0	0	0-0	0	0	0	0	0
09/24/2022	Clemson	1	0	1	0.0-0	0-0	0	0-0	0-0	0	1	0	0-0	0	0	0	0	0
10/01/2022	at Florida St.	1	1	2	0.5-0	0-0	0	0-0	0-0	0	0	0	0-0	0	0	0	0	0
10/08/2022	Army West Point	1	2	3	1.5-8	1.5-8	0	0-0	0-0	1	0	0	0-0	0	0	0	0	0
10/22/2022	Boston College	0	0	0	0.0-0	0-0	0	0-0	0-0	0	0	0	0-0	0	0	0	0	0
10/29/2022	at Louisville	1	0	1	0.0-0	0-0	0	0-0	0-0	0	0	0	0-0	0	0	0	0	0
11/05/2022	at NC State	2	0	2	1.0-2	0-0	0	0-0	0-0	1	0	0	0-0	0	0	0	0	0
11/19/2022	Syracuse	1	0	1	0.0-0	0-0	0	0-0	0-0	1	0	0	0-0	0	0	0	0	0
11/26/2022	at Duke	2	0	2	0.0-0	0-0	0	0-0	0-0	1	1	0	0-0	0	0	0	0	0
12/23/2022	vs Missouri	1	0	1	0.0-0	0-0	0	0-0	0-0	0	0	0	0-0	0	0	0	0	0
		12	5	17	4.5-19	3-17	0	0-0	0-0	4	2	0	0-0	0	0	0	0	0

Date	Opponent	Punting			Kickoffs			Field Goals	
		no.	yds	tb	no.	yds	tb	made	att
09/01/2022	VMI	0	0	0	0	0	0	0	0
09/10/2022	at Vanderbilt	0	0	0	0	0	0	0	0
09/17/2022	Liberty	0	0	0	0	0	0	0	0
09/24/2022	Clemson	0	0	0	0	0	0	0	0
10/01/2022	at Florida St.	0	0	0	0	0	0	0	0
10/08/2022	Army West Point	0	0	0	0	0	0	0	0
10/22/2022	Boston College	0	0	0	0	0	0	0	0
10/29/2022	at Louisville	0	0	0	0	0	0	0	0



2022-23 Wake Forest Football
Individual Game-by-Game
All games

Date	Opponent	Punting			Kickoffs			Field Goals made-att
		no.	yds	tb	no.	yds	tb	
11/05/2022	at NC State	0	0	0	0	0	0	0-0
11/19/2022	Syracuse	0	0	0	0	0	0	0-0
11/26/2022	at Duke	0	0	0	0	0	0	0-0
12/23/2022	vs Missouri	0	0	0	0	0	0	0-0
		0	0	0	0	0	0	0-0



**2022-23 Wake Forest Football
Individual Game-by-Game
All games**

#85 WHITEHEART, Blake

Date	Opponent	Rushing				Receiving				Passing				Kick Returns				Punt Returns				all purp		
		no.	yds	td	lg	no.	yds	td	lg	cmp	att	int	yds	td	lg	no.	yds	td	lg	no.	yds		td	lg
09/01/2022	VMI	0	0	0	0	2	50	1	27	0	0	0	0	0	0	0	0	0	0	0	0	0	0	50
09/10/2022	at Vanderbilt	0	0	0	0	1	14	0	14	0	0	0	0	0	0	0	0	0	0	0	0	0	0	14
09/17/2022	Liberty	0	0	0	0	3	20	1	9	0	0	0	0	0	0	0	0	0	0	0	0	0	0	20
09/24/2022	Clemson	0	0	0	0	2	31	1	19	0	0	0	0	0	0	0	0	0	0	0	0	0	0	31
10/08/2022	Army West Point	0	0	0	0	1	7	0	7	0	0	0	0	0	0	0	0	0	0	0	0	0	0	7
10/22/2022	Boston College	0	0	0	0	3	34	0	16	0	0	0	0	0	0	0	0	0	0	0	0	0	0	34
10/29/2022	at Louisville	0	0	0	0	4	52	0	25	0	0	0	0	0	0	0	0	0	0	0	0	0	0	52
11/05/2022	at NC State	0	0	0	0	1	6	0	6	0	0	0	0	0	0	0	0	0	0	0	0	0	0	6
11/12/2022	North Carolina	0	0	0	0	0	0	0	0	0	0	0	0	0	0	0	0	0	0	0	0	0	0	0
11/19/2022	Syracuse	0	0	0	0	2	13	0	7	0	0	0	0	0	0	0	0	0	0	0	0	0	0	13
11/26/2022	at Duke	0	0	0	0	4	60	0	30	0	0	0	0	0	0	0	0	0	0	0	0	0	0	60
12/23/2022	vs Missouri	0	0	0	0	1	8	0	8	0	0	0	0	0	0	0	0	0	0	0	0	0	0	8
		0	0	0	0	24	295	3	30	0-0-0	0	0	0	0	0	0	0	0	0	0	0	0	0	0

Games	Avg/ rush	Avg/ catch	Pass effic	KR avg	PR avg	All purpose avg/game	Total offense avg/game
12	0.0	12.3	0.0	0.0	0.0	24.6	0.0

Date	Opponent	Tackles				Sacks	Fumble	Pass Defense			blkd	PAT attempts			off		
		ua	a	total	tfl-yds	no-yds	ff	fr-yds	int-yds	qbh	brup	kick	kick	rush	rcv	saf pts	
09/01/2022	VMI	0	0	0	0.0-0	0-0	0	0-0	0-0	0	0	0	0-0	0	0	0	6
09/10/2022	at Vanderbilt	0	0	0	0.0-0	0-0	0	0-0	0-0	0	0	0	0-0	0	0	0	0
09/17/2022	Liberty	1	0	1	0.0-0	0-0	0	0-0	0-0	0	0	0	0-0	0	0	0	6
09/24/2022	Clemson	0	0	0	0.0-0	0-0	0	0-0	0-0	0	0	0	0-0	0	0	0	6
10/08/2022	Army West Point	0	0	0	0.0-0	0-0	0	0-0	0-0	0	0	0	0-0	0	0	0	0
10/22/2022	Boston College	0	0	0	0.0-0	0-0	0	0-0	0-0	0	0	0	0-0	0	0	0	0
10/29/2022	at Louisville	0	0	0	0.0-0	0-0	0	0-0	0-0	0	0	0	0-0	0	0	0	0
11/05/2022	at NC State	1	0	1	0.0-0	0-0	0	0-0	0-0	0	0	0	0-0	0	0	0	0
11/12/2022	North Carolina	0	0	0	0.0-0	0-0	0	0-0	0-0	0	0	0	0-0	0	0	0	0
11/19/2022	Syracuse	0	0	0	0.0-0	0-0	0	0-0	0-0	0	0	0	0-0	0	0	0	0
11/26/2022	at Duke	0	0	0	0.0-0	0-0	0	0-0	0-0	0	0	0	0-0	0	0	0	0
12/23/2022	vs Missouri	0	0	0	0.0-0	0-0	0	0-0	0-0	0	0	0	0-0	0	0	0	0
		2	0	2	0.0-0	0-0	0	0-0	0-0	0	0	0	0-0	0	0	0	18

Date	Opponent	Punting			Kickoffs			Field Goals
		no.	yds	tb	no.	yds	tb	made-att
09/01/2022	VMI	0	0	0	0	0	0	0-0
09/10/2022	at Vanderbilt	0	0	0	0	0	0	0-0
09/17/2022	Liberty	0	0	0	0	0	0	0-0
09/24/2022	Clemson	0	0	0	0	0	0	0-0
10/08/2022	Army West Point	0	0	0	0	0	0	0-0
10/22/2022	Boston College	0	0	0	0	0	0	0-0
10/29/2022	at Louisville	0	0	0	0	0	0	0-0
11/05/2022	at NC State	0	0	0	0	0	0	0-0



2022-23 Wake Forest Football
Individual Game-by-Game
All games

Date	Opponent	Punting			Kickoffs			Field Goals made-att
		no.	yds	tb	no.	yds	tb	
11/12/2022	North Carolina	0	0	0	0	0	0	0-0
11/19/2022	Syracuse	0	0	0	0	0	0	0-0
11/26/2022	at Duke	0	0	0	0	0	0	0-0
12/23/2022	vs Missouri	0	0	0	0	0	0	0-0
		0	0	0	0	0	0	0-0



**2022-23 Wake Forest Football
Individual Game-by-Game
All games**

#13 WILLIAMS, Ke'Shawn

Date	Opponent	Rushing				Receiving				Passing				Kick Returns				Punt Returns				all purp
		no.	yds	td	lg	no.	yds	td	lg	cmp	att	int	yds	td	lg	no.	yds	td	lg	no.	yds	
09/01/2022	VMI	0	0	0	0	3	22	0	15	0-0-0	0	0	0	2	54	0	38	0	0	0	0	76
09/10/2022	at Vanderbilt	0	0	0	0	0	0	0	0	0-0-0	0	0	0	2	57	0	36	0	0	0	0	57
09/17/2022	Liberty	0	0	0	0	5	129	0	42	0-0-0	0	0	0	0	0	0	0	0	0	0	0	129
09/24/2022	Clemson	0	0	0	0	2	22	0	13	0-0-0	0	0	0	0	0	0	0	0	0	0	0	22
10/01/2022	at Florida St.	0	0	0	0	4	43	0	13	0-0-0	0	0	0	0	0	0	0	0	0	0	0	43
10/08/2022	Army West Point	0	0	0	0	2	39	0	24	0-0-0	0	0	0	1	12	0	12	0	0	0	0	51
10/22/2022	Boston College	0	0	0	0	2	36	0	23	0-0-0	0	0	0	1	22	0	22	0	0	0	0	58
10/29/2022	at Louisville	0	0	0	0	5	67	0	29	0-0-0	0	0	0	3	39	0	20	0	0	0	0	106
11/05/2022	at NC State	0	0	0	0	5	49	0	18	0-0-0	0	0	0	0	0	0	0	0	0	0	0	49
11/12/2022	North Carolina	0	0	0	0	2	44	0	40	0-0-0	0	0	0	2	29	0	17	0	0	0	0	73
11/19/2022	Syracuse	0	0	0	0	6	61	1	17	0-0-0	0	0	0	0	0	0	0	0	0	0	0	61
11/26/2022	at Duke	0	0	0	0	3	41	0	20	0-0-0	0	0	0	1	22	0	22	0	0	0	0	63
12/23/2022	vs Missouri	0	0	0	0	0	0	0	0	0-0-0	0	0	0	0	0	0	0	0	0	0	0	0
		0	0	0	0	39	553	1	42	0-0-0	0	0	0	12	235	0	38	0	0	0	0	0

Games	Avg/ rush	Avg/ catch	Pass effic	KR avg	PR avg	All purpose avg/game	Total offense avg/game
13	0.0	14.2	0.0	19.6	0.0	60.6	0.0

Date	Opponent	Tackles			Sacks	Fumble	Pass Defense			blkd	PAT attempts			off			
		ua	a	total	tfl-yds	no-yds	ff	fr-yds	int-yds	qbh	brup	kick	kick	rush	rcv	saf	pts
09/01/2022	VMI	0	0	0	0.0-0	0-0	0	0-0	0-0	0	0	0	0-0	0	0	0	0
09/10/2022	at Vanderbilt	0	0	0	0.0-0	0-0	0	0-0	0-0	0	0	0	0-0	0	0	0	0
09/17/2022	Liberty	0	0	0	0.0-0	0-0	0	0-0	0-0	0	0	0	0-0	0	0	0	0
09/24/2022	Clemson	0	0	0	0.0-0	0-0	0	0-0	0-0	0	0	0	0-0	0	0	0	0
10/01/2022	at Florida St.	0	0	0	0.0-0	0-0	0	0-0	0-0	0	0	0	0-0	0	0	0	0
10/08/2022	Army West Point	0	0	0	0.0-0	0-0	0	0-0	0-0	0	0	0	0-0	0	0	0	0
10/22/2022	Boston College	0	0	0	0.0-0	0-0	0	0-0	0-0	0	0	0	0-0	0	1	0	2
10/29/2022	at Louisville	1	0	1	0.0-0	0-0	0	0-0	0-0	0	0	0	0-0	0	0	0	0
11/05/2022	at NC State	0	0	0	0.0-0	0-0	0	0-0	0-0	0	0	0	0-0	0	0	0	0
11/12/2022	North Carolina	0	0	0	0.0-0	0-0	0	0-0	0-0	0	0	0	0-0	0	0	0	0
11/19/2022	Syracuse	0	0	0	0.0-0	0-0	0	0-0	0-0	0	0	0	0-0	0	0	0	6
11/26/2022	at Duke	0	0	0	0.0-0	0-0	0	0-0	0-0	0	0	0	0-0	0	0	0	0
12/23/2022	vs Missouri	0	0	0	0.0-0	0-0	0	0-0	0-0	0	0	0	0-0	0	0	0	0
		1	0	1	0.0-0	0-0	0	0-0	0-0	0	0	0	0-0	0	1	0	8

Date	Opponent	Punting			Kickoffs			Field Goals	
		no.	yds	tb	no.	yds	tb	made	att
09/01/2022	VMI	0	0	0	0	0	0	0-0	
09/10/2022	at Vanderbilt	0	0	0	0	0	0	0-0	
09/17/2022	Liberty	0	0	0	0	0	0	0-0	
09/24/2022	Clemson	0	0	0	0	0	0	0-0	
10/01/2022	at Florida St.	0	0	0	0	0	0	0-0	
10/08/2022	Army West Point	0	0	0	0	0	0	0-0	



2022-23 Wake Forest Football
Individual Game-by-Game
All games

Date	Opponent	Punting			Kickoffs			Field Goals made-att
		no.	yds	tb	no.	yds	tb	
10/22/2022	Boston College	0	0	0	0	0	0	0-0
10/29/2022	at Louisville	0	0	0	0	0	0	0-0
11/05/2022	at NC State	0	0	0	0	0	0	0-0
11/12/2022	North Carolina	0	0	0	0	0	0	0-0
11/19/2022	Syracuse	0	0	0	0	0	0	0-0
11/26/2022	at Duke	0	0	0	0	0	0	0-0
12/23/2022	vs Missouri	0	0	0	0	0	0	0-0
		0	0	0	0	0	0	0-0



**2022-23 Wake Forest Football
Individual Game-by-Game
All games**

#22 WILLIAMS, AJ

Date	Opponent	Rushing				Receiving				Passing				Kick Returns				Punt Returns				all purp	
		no.	yds	td	lg	no.	yds	td	lg	cmp	att	int	yds	td	lg	no.	yds	td	lg	no.	yds		td
09/01/2022	VMI	0	0	0	0	0	0	0	0	0	0	0	0	0	0	0	0	0	0	0	0	0	0
09/17/2022	Liberty	0	0	0	0	0	0	0	0	0	0	0	0	0	0	0	0	0	0	0	0	0	0
09/24/2022	Clemson	0	0	0	0	0	0	0	0	0	0	0	0	0	0	0	0	0	0	0	0	0	0
10/01/2022	at Florida St.	0	0	0	0	0	0	0	0	0	0	0	0	0	0	0	0	0	0	0	0	0	0
10/08/2022	Army West Point	0	0	0	0	0	0	0	0	0	0	0	0	0	0	0	0	0	0	0	0	0	0
10/22/2022	Boston College	0	0	0	0	0	0	0	0	0	0	0	0	0	0	0	0	0	0	0	0	0	0
10/29/2022	at Louisville	0	0	0	0	0	0	0	0	0	0	0	0	0	0	0	0	0	0	0	0	0	0
11/05/2022	at NC State	0	0	0	0	0	0	0	0	0	0	0	0	0	0	0	0	0	0	0	0	0	0
11/12/2022	North Carolina	0	0	0	0	0	0	0	0	0	0	0	0	0	0	0	0	0	0	0	0	0	0
11/19/2022	Syracuse	0	0	0	0	0	0	0	0	0	0	0	0	0	0	0	0	0	0	0	0	0	0
11/26/2022	at Duke	0	0	0	0	0	0	0	0	0	0	0	0	0	0	0	0	0	0	0	0	0	0
12/23/2022	vs Missouri	0	0	0	0	0	0	0	0	0	0	0	0	0	0	0	0	0	0	0	0	0	0
		0	0	0	0	0	0	0	0	0	0	0	0	0	0	0	0	0	0	0	0	0	0

Games	Avg/ rush	Avg/ catch	Pass effic	KR avg	PR avg	All purpose avg/game	Total offense avg/game
12	0.0	0.0	0.0	0.0	0.0	0.0	0.0

Date	Opponent	Tackles			Sacks	Fumble	Pass Defense			blkd	PAT attempts			off			
		ua	a	total	tfl-yds	no-yds	ff	fr-yds	int-yds	qbh	brup	kick	kick	rush	rcv	saf	pts
09/01/2022	VMI	1	1	2	0.0-0	0-0	0	0-0	0-0	0	0	0	0-0	0	0	0	0
09/17/2022	Liberty	3	2	5	0.0-0	0-0	0	0-0	0-0	0	0	0	0-0	0	0	0	0
09/24/2022	Clemson	3	3	6	0.5-0	0-0	0	0-0	0-0	0	0	0	0-0	0	0	0	0
10/01/2022	at Florida St.	2	0	2	0.0-0	0-0	0	0-0	0-0	0	0	0	0-0	0	0	0	0
10/08/2022	Army West Point	1	2	3	0.0-0	0-0	0	0-0	0-0	0	0	0	0-0	0	0	0	0
10/22/2022	Boston College	5	2	7	0.5-0	0-0	0	0-0	0-0	0	0	0	0-0	0	0	0	0
10/29/2022	at Louisville	4	3	7	0.0-0	0-0	0	0-0	0-0	0	0	0	0-0	0	0	0	0
11/05/2022	at NC State	3	0	3	0.0-0	0-0	0	0-0	0-0	0	0	0	0-0	0	0	0	0
11/12/2022	North Carolina	2	0	2	0.0-0	0-0	0	0-0	0-0	0	0	0	0-0	0	0	0	0
11/19/2022	Syracuse	3	2	5	1.0-12	1-12	0	0-0	0-0	0	0	0	0-0	0	0	0	0
11/26/2022	at Duke	2	3	5	0.0-0	0-0	0	0-0	0-0	0	0	0	0-0	0	0	0	0
12/23/2022	vs Missouri	0	0	0	0.0-0	0-0	0	0-0	0-0	0	0	0	0-0	0	0	0	0
		29	18	47	2.0-12	1-12	0	0-0	0-0	0	0	0	0-0	0	0	0	0

Date	Opponent	Punting			Kickoffs			Field Goals	
		no.	yds	tb	no.	yds	tb	made	att
09/01/2022	VMI	0	0	0	0	0	0	0	0
09/17/2022	Liberty	0	0	0	0	0	0	0	0
09/24/2022	Clemson	0	0	0	0	0	0	0	0
10/01/2022	at Florida St.	0	0	0	0	0	0	0	0
10/08/2022	Army West Point	0	0	0	0	0	0	0	0
10/22/2022	Boston College	0	0	0	0	0	0	0	0
10/29/2022	at Louisville	0	0	0	0	0	0	0	0
11/05/2022	at NC State	0	0	0	0	0	0	0	0



2022-23 Wake Forest Football
Individual Game-by-Game
All games

Date	Opponent	Punting			Kickoffs			Field Goals made-att
		no.	yds	tb	no.	yds	tb	
11/12/2022	North Carolina	0	0	0	0	0	0	0-0
11/19/2022	Syracuse	0	0	0	0	0	0	0-0
11/26/2022	at Duke	0	0	0	0	0	0	0-0
12/23/2022	vs Missouri	0	0	0	0	0	0	0-0
		0	0	0	0	0	0	0-0



**2022-23 Wake Forest Football
Individual Game-by-Game
All games**

#72 WILLIAMS, Tyler

Date	Opponent	Rushing				Receiving				Passing				Kick Returns				Punt Returns				all purp	
		no.	yds	td	lg	no.	yds	td	lg	cmp	att	int	yds	td	lg	no.	yds	td	lg	no.	yds		td
09/01/2022	VMI	0	0	0	0	0	0	0	0	0	0	0	0	0	0	0	0	0	0	0	0	0	0
09/10/2022	at Vanderbilt	0	0	0	0	0	0	0	0	0	0	0	0	0	0	0	0	0	0	0	0	0	0
09/17/2022	Liberty	0	0	0	0	0	0	0	0	0	0	0	0	0	0	0	0	0	0	0	0	0	0
09/24/2022	Clemson	0	0	0	0	0	0	0	0	0	0	0	0	0	0	0	0	0	0	0	0	0	0
10/01/2022	at Florida St.	0	0	0	0	0	0	0	0	0	0	0	0	0	0	0	0	0	0	0	0	0	0
10/08/2022	Army West Point	0	0	0	0	0	0	0	0	0	0	0	0	0	0	0	0	0	0	0	0	0	0
10/22/2022	Boston College	0	0	0	0	0	0	0	0	0	0	0	0	0	0	0	0	0	0	0	0	0	0
10/29/2022	at Louisville	0	0	0	0	0	0	0	0	0	0	0	0	0	0	0	0	0	0	0	0	0	0
11/05/2022	at NC State	0	0	0	0	0	0	0	0	0	0	0	0	0	0	0	0	0	0	0	0	0	0
11/12/2022	North Carolina	0	0	0	0	0	0	0	0	0	0	0	0	0	0	0	0	0	0	0	0	0	0
11/19/2022	Syracuse	0	0	0	0	0	0	0	0	0	0	0	0	0	0	0	0	0	0	0	0	0	0
11/26/2022	at Duke	0	0	0	0	0	0	0	0	0	0	0	0	0	0	0	0	0	0	0	0	0	0
12/23/2022	vs Missouri	0	0	0	0	0	0	0	0	0	0	0	0	0	0	0	0	0	0	0	0	0	0
		0	0	0	0	0	0	0	0	0	0	0	0	0	0	0	0	0	0	0	0	0	0

Games	Avg/ rush	Avg/ catch	Pass effic	KR avg	PR avg	All purpose avg/game	Total offense avg/game
13	0.0	0.0	0.0	0.0	0.0	0.0	0.0

Date	Opponent	Tackles			Sacks	Fumble	Pass Defense			blkd	PAT attempts			off			
		ua	a	total	tfl-yds	no-yds	ff	fr-yds	int-yds	qbh	brup	kick	kick	rush	rcv	saf	pts
09/01/2022	VMI	3	0	3	1.0-1	0-0	0	0-0	0-0	1	0	0	0-0	0	0	0	0
09/10/2022	at Vanderbilt	0	1	1	0.0-0	0-0	0	0-0	0-0	0	0	0	0-0	0	0	0	0
09/17/2022	Liberty	0	1	1	0.0-0	0-0	0	0-0	0-0	0	0	0	0-0	0	0	0	0
09/24/2022	Clemson	1	2	3	0.5-4	0.5-4	0	0-0	0-0	0	0	0	0-0	0	0	0	0
10/01/2022	at Florida St.	0	0	0	0.0-0	0-0	0	0-0	0-0	0	0	0	0-0	0	0	0	0
10/08/2022	Army West Point	1	0	1	0.0-0	0-0	0	0-0	0-0	0	0	0	0-0	0	0	0	0
10/22/2022	Boston College	1	1	2	1.0-2	0-0	0	0-0	0-0	0	0	1	0-0	0	0	0	0
10/29/2022	at Louisville	1	1	2	0.0-0	0-0	0	0-0	0-0	0	0	0	0-0	0	0	0	0
11/05/2022	at NC State	1	1	2	1.0-3	1-3	0	0-0	0-0	0	0	0	0-0	0	0	0	0
11/12/2022	North Carolina	1	1	2	0.0-0	0-0	0	0-0	0-0	1	0	0	0-0	0	0	0	0
11/19/2022	Syracuse	1	4	5	0.5-1	0-0	0	0-0	0-0	0	0	0	0-0	0	0	0	0
11/26/2022	at Duke	1	0	1	0.0-0	0-0	0	0-0	0-0	0	0	0	0-0	0	0	0	0
12/23/2022	vs Missouri	3	0	3	2.0-10	2-10	0	0-0	0-0	1	1	0	0-0	0	0	0	0
		14	12	26	6.0-21	3.5-17	0	0-0	0-0	3	1	1	0-0	0	0	0	0

Date	Opponent	Punting			Kickoffs			Field Goals	
		no.	yds	tb	no.	yds	tb	made	att
09/01/2022	VMI	0	0	0	0	0	0	0	0
09/10/2022	at Vanderbilt	0	0	0	0	0	0	0	0
09/17/2022	Liberty	0	0	0	0	0	0	0	0
09/24/2022	Clemson	0	0	0	0	0	0	0	0
10/01/2022	at Florida St.	0	0	0	0	0	0	0	0
10/08/2022	Army West Point	0	0	0	0	0	0	0	0



2022-23 Wake Forest Football
Individual Game-by-Game
All games

Date	Opponent	Punting			Kickoffs			Field Goals made-att
		no.	yds	tb	no.	yds	tb	
10/22/2022	Boston College	0	0	0	0	0	0	0-0
10/29/2022	at Louisville	0	0	0	0	0	0	0-0
11/05/2022	at NC State	0	0	0	0	0	0	0-0
11/12/2022	North Carolina	0	0	0	0	0	0	0-0
11/19/2022	Syracuse	0	0	0	0	0	0	0-0
11/26/2022	at Duke	0	0	0	0	0	0	0-0
12/23/2022	vs Missouri	0	0	0	0	0	0	0-0
		0	0	0	0	0	0	0-0



2022-23 Wake Forest Football
Individual Game-by-Game
All games

#44 WILLIAMS, Justin

Date	Opponent	Rushing				Receiving				Passing				Kick Returns				Punt Returns				all purp			
		no.	yds	td	lg	no.	yds	td	lg	cmp	att	int	yds	td	lg	no.	yds	td	lg	no.	yds		td	lg	
09/01/2022	VMI	0	0	0	0	0	0	0	0	0	0	0	0	0	0	0	0	0	0	0	0	0	0	0	
10/08/2022	Army West Point	0	0	0	0	0	0	0	0	0	0	0	0	0	0	0	0	0	0	0	0	0	0	0	
10/22/2022	Boston College	0	0	0	0	0	0	0	0	0	0	0	0	0	0	0	0	0	0	0	0	0	0	0	
		0	0	0	0	0	0	0	0	0-0-0	0	0	0	0	0	0	0	0	0	0	0	0	0	0	0

Games	Avg/ rush	Avg/ catch	Pass effic	KR avg	PR avg	All purpose avg/game	Total offense avg/game
3	0.0	0.0	0.0	0.0	0.0	0.0	0.0

Date	Opponent	Tackles				Sacks	Fumble	Pass Defense			blkd	PAT attempts			off		
		ua	a	total	tfl-yds	no-yds	ff	fr-yds	int-yds	qbh	brup	kick	kick	rush	rcv	saf	pts
09/01/2022	VMI	1	1	2	0.5-2	0-0	0	0-0	0-0	0	0	0	0-0	0	0	0	0
10/08/2022	Army West Point	0	0	0	0.0-0	0-0	0	0-0	0-0	0	0	0	0-0	0	0	0	0
10/22/2022	Boston College	0	0	0	0.0-0	0-0	0	0-0	0-0	0	0	0	0-0	0	0	0	0
		1	1	2	0.5-2	0-0	0	0-0	0-0	0	0	0	0-0	0	0	0	0

Date	Opponent	Punting			Kickoffs			Field Goals	
		no.	yds	tb	no.	yds	tb	made	att
09/01/2022	VMI	0	0	0	0	0	0	0	0
10/08/2022	Army West Point	0	0	0	0	0	0	0	0
10/22/2022	Boston College	0	0	0	0	0	0	0	0
		0	0	0	0	0	0	0	0



2022-23 Wake Forest Football
Individual Game-by-Game
All games

#43 WILLIAMS, BJ

Date	Opponent	Rushing				Receiving				Passing				Kick Returns				Punt Returns				all purp				
		no.	yds	td	lg	no.	yds	td	lg	cmp	att	int	yds	td	lg	no.	yds	td	lg	no.	yds		td	lg		
09/01/2022	VMI	0	0	0	0	0	0	0	0	0-0-0	0	0	0	0	0	0	0	0	0	0	0	0	0	0	0	0
10/08/2022	Army West Point	0	0	0	0	0	0	0	0	0-0-0	0	0	0	0	0	0	0	0	0	0	0	0	0	0	0	0
10/29/2022	at Louisville	0	0	0	0	0	0	0	0	0-0-0	0	0	0	0	0	0	0	0	0	0	0	0	0	0	0	0
11/12/2022	North Carolina	0	0	0	0	0	0	0	0	0-0-0	0	0	0	0	0	0	0	0	0	0	0	0	0	0	0	0
12/23/2022	vs Missouri	0	0	0	0	0	0	0	0	0-0-0	0	0	0	0	0	0	0	0	0	0	0	0	0	0	0	0
		0	0	0	0	0	0	0	0	0-0-0	0	0	0	0	0	0	0	0	0	0	0	0	0	0	0	0

Games	Avg/ rush	Avg/ catch	Pass effic	KR avg	PR avg	All purpose avg/game	Total offense avg/game
5	0.0	0.0	0.0	0.0	0.0	0.0	0.0

Date	Opponent	Tackles				Sacks	Fumble	Pass Defense			blkd	PAT attempts			off		
		ua	a	total	tfl-yds	no-yds	ff	fr-yds	int-yds	qbh	brup	kick	kick	rush	rcv	saf	pts
09/01/2022	VMI	0	1	1	0.0-0	0-0	0	0-0	0-0	0	0	0	0-0	0	0	0	0
10/08/2022	Army West Point	0	1	1	0.0-0	0-0	0	0-0	0-0	0	0	0	0-0	0	0	0	0
10/29/2022	at Louisville	0	0	0	0.0-0	0-0	0	0-0	0-0	0	0	0	0-0	0	0	0	0
11/12/2022	North Carolina	0	1	1	0.0-0	0-0	0	0-0	0-0	0	0	0	0-0	0	0	0	0
12/23/2022	vs Missouri	0	0	0	0.0-0	0-0	0	0-0	0-0	0	0	0	0-0	0	0	0	0
		0	3	3	0.0-0	0-0	0	0-0	0-0	0	0	0	0-0	0	0	0	0

Date	Opponent	Punting			Kickoffs			Field Goals	
		no.	yds	tb	no.	yds	tb	made	att
09/01/2022	VMI	0	0	0	0	0	0	0-0	
10/08/2022	Army West Point	0	0	0	0	0	0	0-0	
10/29/2022	at Louisville	0	0	0	0	0	0	0-0	
11/12/2022	North Carolina	0	0	0	0	0	0	0-0	
12/23/2022	vs Missouri	0	0	0	0	0	0	0-0	
		0	0	0	0	0	0	0-0	



**2022-23 Wake Forest Football
Individual Game-by-Game
All games**

#8 WINGFIELD, Isaiah

Date	Opponent	Rushing				Receiving				Passing				Kick Returns				Punt Returns				all purp	
		no.	yds	td	lg	no.	yds	td	lg	cmp	att	int	yds	td	lg	no.	yds	td	lg	no.	yds		td
09/01/2022	VMI	0	0	0	0	0	0	0	0	0	0	0	0	0	0	0	0	0	0	0	0	0	0
09/10/2022	at Vanderbilt	0	0	0	0	0	0	0	0	0	0	0	0	0	0	0	0	0	0	0	0	0	0
09/17/2022	Liberty	0	0	0	0	0	0	0	0	0	0	0	0	0	0	0	0	0	0	0	0	0	0
09/24/2022	Clemson	0	0	0	0	0	0	0	0	0	0	0	0	0	0	0	0	0	0	0	0	0	0
10/01/2022	at Florida St.	0	0	0	0	0	0	0	0	0	0	0	0	0	0	0	0	0	0	0	0	0	0
10/08/2022	Army West Point	0	0	0	0	0	0	0	0	0	0	0	0	0	0	0	0	0	0	0	0	0	0
10/22/2022	Boston College	0	0	0	0	0	0	0	0	0	0	0	0	0	0	0	0	0	0	0	0	0	0
10/29/2022	at Louisville	0	0	0	0	0	0	0	0	0	0	0	0	0	0	0	0	0	0	0	0	0	0
11/05/2022	at NC State	0	0	0	0	0	0	0	0	0	0	0	0	0	0	0	0	0	0	0	0	0	0
11/12/2022	North Carolina	0	0	0	0	0	0	0	0	0	0	0	0	0	0	0	0	0	0	0	0	0	0
11/19/2022	Syracuse	0	0	0	0	0	0	0	0	0	0	0	0	0	0	0	0	0	0	0	0	0	0
11/26/2022	at Duke	0	0	0	0	0	0	0	0	0	0	0	0	0	0	0	0	0	0	0	0	0	0
12/23/2022	vs Missouri	0	0	0	0	0	0	0	0	0	0	0	0	0	0	0	0	0	0	0	0	0	0
		0	0	0	0	0	0	0	0	0	0	0	0	0	0	0	0	0	0	0	0	0	0

Games	Avg/ rush	Avg/ catch	Pass effic	KR avg	PR avg	All purpose avg/game	Total offense avg/game
13	0.0	0.0	0.0	0.0	0.0	0.0	0.0

Date	Opponent	Tackles				Sacks	Fumble	Pass Defense			blkd	PAT attempts			off			
		ua	a	total	tfl-yds	no-yds	ff	fr-yds	int-yds	qbh	brup	kick	kick	rush	rcv	saf	pts	
09/01/2022	VMI	4	0	4	1.0-3	0-0	0	0-0	0-0	0	2	0	0-0	0	0	0	0	0
09/10/2022	at Vanderbilt	1	1	2	0.0-0	0-0	0	0-0	0-0	0	0	0	0-0	0	0	0	0	0
09/17/2022	Liberty	2	0	2	0.0-0	0-0	0	0-0	1-0	0	1	0	0-0	0	0	0	0	0
09/24/2022	Clemson	5	2	7	1.0-3	0-0	0	0-0	0-0	0	1	0	0-0	0	0	0	0	0
10/01/2022	at Florida St.	2	3	5	0.0-0	0-0	0	0-0	0-0	0	0	0	0-0	0	0	0	0	0
10/08/2022	Army West Point	1	2	3	0.0-0	0-0	0	0-0	0-0	0	0	0	0-0	0	0	0	0	0
10/22/2022	Boston College	3	0	3	0.0-0	0-0	0	0-0	0-0	0	1	0	0-0	0	0	0	0	0
10/29/2022	at Louisville	3	0	3	0.0-0	0-0	0	0-0	0-0	0	0	0	0-0	0	0	0	0	0
11/05/2022	at NC State	2	1	3	0.0-0	0-0	0	0-0	0-0	0	0	0	0-0	0	0	0	0	0
11/12/2022	North Carolina	3	3	6	0.0-0	0-0	0	0-0	0-0	0	1	0	0-0	0	0	0	0	0
11/19/2022	Syracuse	2	0	2	0.0-0	0-0	0	0-0	0-0	0	0	0	0-0	0	0	0	0	0
11/26/2022	at Duke	1	4	5	0.0-0	0-0	0	0-0	0-0	0	0	0	0-0	0	0	0	0	0
12/23/2022	vs Missouri	4	0	4	0.0-0	0-0	0	0-0	0-0	0	0	0	0-0	0	0	0	0	0
		33	16	49	2.0-6	0-0	0	0-0	1-0	0	6	0	0-0	0	0	0	0	0

Date	Opponent	Punting			Kickoffs			Field Goals
		no.	yds	tb	no.	yds	tb	made-att
09/01/2022	VMI	0	0	0	0	0	0	0-0
09/10/2022	at Vanderbilt	0	0	0	0	0	0	0-0
09/17/2022	Liberty	0	0	0	0	0	0	0-0
09/24/2022	Clemson	0	0	0	0	0	0	0-0
10/01/2022	at Florida St.	0	0	0	0	0	0	0-0
10/08/2022	Army West Point	0	0	0	0	0	0	0-0



2022-23 Wake Forest Football
Individual Game-by-Game
All games

Date	Opponent	Punting			Kickoffs			Field Goals made-att
		no.	yds	tb	no.	yds	tb	
10/22/2022	Boston College	0	0	0	0	0	0	0-0
10/29/2022	at Louisville	0	0	0	0	0	0	0-0
11/05/2022	at NC State	0	0	0	0	0	0	0-0
11/12/2022	North Carolina	0	0	0	0	0	0	0-0
11/19/2022	Syracuse	0	0	0	0	0	0	0-0
11/26/2022	at Duke	0	0	0	0	0	0	0-0
12/23/2022	vs Missouri	0	0	0	0	0	0	0-0
		0	0	0	0	0	0	0-0



2022-23 Wake Forest Football
Individual Game-by-Game
All games

#90 ZUHR, Jacob

Date	Opponent	Rushing				Receiving				Passing				Kick Returns				Punt Returns				all purp		
		no.	yds	td	lg	no.	yds	td	lg	cmp	att	int	yds	td	lg	no.	yds	td	lg	no.	yds		td	lg
09/01/2022	VMI	0	0	0	0	0	0	0	0	0	0	0	0	0	0	0	0	0	0	0	0	0	0	0
09/10/2022	at Vanderbilt	0	0	0	0	0	0	0	0	0	0	0	0	0	0	0	0	0	0	0	0	0	0	0
11/19/2022	Syracuse	0	0	0	0	0	0	0	0	0	0	0	0	0	0	0	0	0	0	0	0	0	0	0
		0	0	0	0	0	0	0	0	0	0	0	0	0	0	0	0	0	0	0	0	0	0	0

Games	Avg/ rush	Avg/ catch	Pass effic	KR avg	PR avg	All purpose avg/game	Total offense avg/game
3	0.0	0.0	0.0	0.0	0.0	0.0	0.0

Date	Opponent	Tackles				Sacks	Fumble	Pass Defense			blkd	PAT attempts			off		
		ua	a	total	tfl-yds	no-yds	ff	fr-yds	int-yds	qbh	brup	kick	kick	rush	rcv	saf	pts
09/01/2022	VMI	0	0	0	0.0-0	0-0	0	0-0	0-0	0	0	0	0-0	0	0	0	0
09/10/2022	at Vanderbilt	0	0	0	0.0-0	0-0	0	0-0	0-0	0	0	0	0-0	0	0	0	0
11/19/2022	Syracuse	0	0	0	0.0-0	0-0	0	0-0	0-0	0	0	0	0-0	0	0	0	0
		0	0	0	0.0-0	0-0	0	0-0	0-0	0	0	0	0-0	0	0	0	0

Date	Opponent	Punting			Kickoffs			Field Goals	
		no.	yds	tb	no.	yds	tb	made	att
09/01/2022	VMI	0	0	0	0	0	0	0	0
09/10/2022	at Vanderbilt	0	0	0	0	0	0	0	0
11/19/2022	Syracuse	0	0	0	0	0	0	0	0
		0	0	0	0	0	0	0	0



**2022-23 Wake Forest Football
Results and Comparison
All games**

	Date	Opponent		Score	Overall	Conf	Time	Attend
	09/01/2022	VMI	W	44-10	1-0	0-0	3:16	26013
	09/10/2022	at Vanderbilt	W	45-25	2-0	0-0	3:12	24431
	09/17/2022	Liberty	W	37-36	3-0	0-0	3:35	32891
*	09/24/2022	Clemson	Lot2	45-51	3-1	0-1	3:44	32903
*	10/01/2022	at Florida St.	W	31-21	4-1	1-1	3:23	69749
	10/08/2022	Army West Point	W	45-10	5-1	1-1	3:00	32524
*	10/22/2022	Boston College	W	43-15	6-1	2-1	3:15	28530
*	10/29/2022	at Louisville	L	21-48	6-2	2-2	3:28	39503
*	11/05/2022	at NC State	L	21-30	6-3	2-3	3:27	56919
*	11/12/2022	North Carolina	L	34-36	6-4	2-4	3:40	31346
*	11/19/2022	Syracuse	W	45-35	7-4	3-4	3:24	26164
*	11/26/2022	at Duke	L	31-34	7-5	3-5	3:13	17492
	12/23/2022	vs Missouri	W	27-17	8-5	3-5	3:58	34370

Opponent	Score	First Downs				Pen	Rushing Number-Yards	Passing		Total Offense Plays-Yards	Return Yards	Turn- Overs
		Total	Rush	Pass	Comp-Att.-Int			Yards				
VMI	44-10	24 / 13	7 / 7	16 / 4	1 / 2	41-212 / 32-83	24-33-0 / 19-36-0	294 / 139	74-506 / 68-222	73 / 70	0 / 1	
Vanderbilt	45-25	21 / 11	8 / 4	12 / 7	1 / 0	40-151 / 34-113	18-27-0 / 16-26-1	300 / 181	67-451 / 60-294	109 / 64	1 / 3	
Liberty	37-36	16 / 22	2 / 8	11 / 12	3 / 2	26-21 / 40-176	26-44-2 / 19-37-3	325 / 258	70-346 / 77-434	56 / 123	2 / 4	
Clemson	45-51	28 / 25	9 / 10	13 / 14	6 / 1	39-110 / 45-188	20-29-0 / 26-41-0	337 / 371	68-447 / 86-559	26 / 66	0 / 0	
Florida St.	31-21	28 / 21	10 / 6	16 / 14	2 / 1	51-171 / 28-112	22-34-0 / 23-35-0	234 / 281	85-405 / 63-393	0 / 108	0 / 1	
Army West Point	45-10	26 / 19	13 / 14	12 / 5	1 / 0	42-221 / 53-225	15-22-0 / 10-21-1	267 / 182	64-488 / 74-407	33 / 47	0 / 2	
Boston College	43-15	29 / 15	8 / 6	18 / 9	3 / 0	35-115 / 23-56	25-40-1 / 24-45-0	313 / 259	75-428 / 68-315	29 / 138	2 / 1	
Louisville	21-48	29 / 19	12 / 9	14 / 10	3 / 0	46-92 / 38-211	26-44-4 / 18-27-0	310 / 199	90-402 / 65-410	94 / 198	8 / 1	
NC State	21-30	22 / 24	1 / 10	19 / 10	2 / 4	25-17 / 41-115	29-48-3 / 18-28-0	397 / 210	73-414 / 69-325	20 / 134	3 / 0	
North Carolina	34-36	23 / 30	8 / 10	12 / 19	3 / 1	41-170 / 38-136	18-31-1 / 31-49-0	320 / 448	72-490 / 87-584	43 / 99	1 / 0	
Syracuse	45-35	36 / 21	14 / 6	20 / 15	2 / 0	52-204 / 29-120	30-43-0 / 18-32-1	331 / 357	95-535 / 61-477	41 / 165	0 / 1	
Duke	31-34	26 / 26	9 / 8	17 / 16	0 / 2	32-106 / 30-116	26-42-1 / 29-41-1	347 / 391	74-453 / 71-507	29 / 120	1 / 1	
Missouri	27-17	22 / 22	6 / 7	12 / 13	4 / 2	35-106 / 33-127	23-36-1 / 30-49-0	280 / 230	71-386 / 82-357	0 / 51	1 / 1	
Totals	469-368	330 / 268	107 / 105	192 / 148	31 / 15	505-1696 / 464-1778	302-473-13 / 281-467-7	4055 / 3506	978-5751 / 931-5284	553 / 1383	19 / 16	



**2022-23 Wake Forest Football
All-Purpose Yards Game-by-Game
All games**

Player	Total	VMI	Vandy	Lib	CU	FSU	ARM	BC	LOU	NCSU	UNC	SU	DU	MIZ
A.T. Perry	1096	47	142	33	51	91	118	42	28	159	63	119	87	116
Ke'Shawn Williams	788	76	57	129	22	43	51	58	106	49	73	61	63	-
Justice Ellison	761	80	29	3	95	124	96	36	22	17	81	66	42	70
Taylor Morin	703	87	65	59	22	3	-	53	24	76	120	64	100	30
Donavon Greene	663	63	53	68	74	29	30	64	75	40	85	7	48	27
Jahmal Banks	636	14	28	55	141	24	44	79	23	69	22	65	DNP	72
Christian Turner	555	118	46	5	27	81	46	29	40	29	41	69	24	DNP
Blake Whiteheart	295	50	14	20	31	DNP	7	34	52	6	-	13	60	8
Quinton Cooley	271	28	57	4	DNP	-	15	25	7	3	36	33	17	46
Sam Hartman	129	DNP	12	11	10	-5	36	7	-24	-14	12	44	25	15
Will Towns	126	-	11	-	-	-	6	-	109	-	-	-	-	-
Demond Claiborne	52	8	DNP	DNP	-	-	9	33	2	-	-	DNP	-	-
Jaeger Bull	49	-	-	-	-	17	8	-	-	-	-	-	18	6
Brendon Harris	36	-	-	-	DNP	-	-	-	-	-	-	36	-	-
Wesley Grimes	33	6	DNP	-	DNP	DNP	21	-	6	DNP	DNP	-	DNP	DNP
Coby Davis	31	-	31	DNP	DNP	DNP	DNP	DNP	DNP	DNP	DNP	DNP	DNP	DNP
Dylan Hazen	21	-	-	-	-	-	21	-	-	DNP	-	-	-	-
Jackson Hensley	21	6	-	-	-	-	-	-	15	-	-	-	-	DNP
Cameron Hite	20	-	17	-	DNP	DNP	DNP	-	3	DNP	-	-	-	-
Nick Ragano	15	5	DNP	DNP	DNP	DNP	-	-	10	DNP	DNP	DNP	DNP	DNP
Mitch Griffis	14	-9	-	DNP	-	DNP	14	-4	13	DNP	DNP	DNP	DNP	DNP
Trey Boll	5	-	-	-	-	-	-	-	5	-	-	-	-	-

ALL-TIME RESULTS

Year	Coach	OVERALL RECORD		SOCON/ACC RECORD		
		W-L-T	Pct	W-L-T	Pct	Place
1888	W.C. Dowd*	1-0-0	1.000			
1889	W.C. Riddick	3-3-0	.500			
1890	No team					
1891	W.E. Sikes	1-0-0	1.000			
1892	W.E. Sikes	4-0-1	.900			
1893	W.E. Sikes	1-2-0	.333			
1894	No team					
1895	Unknown	0-0-1	.000			
1896-07	No team					
1908	A.P. Hall, Jr.	1-4-0	.250			
1909	A.T. Myers	2-4-0	.333			
1910	Reddy Rowe	2-7-0	.222			
1911	Frank Thompson	3-5-0	.375			
1912	Frank Thompson	2-6-0	.250			
1913	Frank Thompson	0-8-0	.000			
1914	Dr. W.C. Smith	3-6-0	.333			
1915	Dr. W.C. Smith	3-4-0	.429			
1916	G.M. Billings	3-3-0	.500			
1917	E.T. MacDonnell	1-6-1	.188			
1918	Harry Rabenhorst*	1-2-0	.333			
1919	Harry Rabenhorst*	2-6-0	.250			
1920	J.L. White	2-7-0	.222			
1921	J.L. White	2-8-0	.200			
1922	George Levene	3-5-2	.211			
1923	Hank Garrity	6-3-0	.667			
1924	Hank Garrity	7-2-0	.778			
1925	Hank Garrity	6-2-1	.722			
1926	James Baldwin	5-4-1	.550			
1927	James Baldwin	2-6-2	.300			
1928	Stanley B. Cofall	2-6-2	.300			
1929	F.S. Miller	6-5-1	.542			
1930	F.S. Miller	5-3-1	.611			
1931	F.S. Miller	4-4-0	.500			
1932	F.S. Miller	3-3-2	.500			
1933	James H. Weaver	0-5-1	.083			
1934	James H. Weaver	3-7-0	.300			
1935	James H. Weaver	2-7-0	.222			
1936	James H. Weaver	5-4-0	.555	2-3-0	.400	9th
1937	D.C. Walker	3-6-0	.336	1-4-0	.200	14th
1938	D.C. Walker	4-5-1	.450	3-4-1	.438	9th
1939	D.C. Walker	7-3-0	.700	3-3-0	.500	t-6th
1940	D.C. Walker	7-3-0	.700	4-2-0	.667	3rd
1941	D.C. Walker	5-5-1	.500	4-2-1	.643	7th
1942	D.C. Walker	6-2-1	.722	6-1-1	.813	3rd
1943	D.C. Walker	4-5-0	.444	3-2-0	.600	4th
1944	D.C. Walker	8-1-0	.889	6-1-0	.857	2nd
1945	D.C. Walker	5-3-1	.611	4-1-1	.642	2nd
1946	D.C. Walker	6-3-0	.667	2-3-0	.400	t-10th
1947	D.C. Walker	6-4-0	.600	3-4-0	.429	10th
1948	D.C. Walker	6-4-0	.600	5-2-0	.714	5th
1949	D.C. Walker	4-6-0	.400	3-3-0	.500	t-9th
1950	D.C. Walker	6-1-2	.778	6-1-1	.813	4th
1951	Tom Rogers	6-4-0	.600	5-3-0	.625	t-7th
1952	Tom Rogers	5-4-1	.550	5-1-0	.833	t-2nd
1953	Tom Rogers	3-6-1	.350	2-3-0	.400	t-3rd
1954	Tom Rogers	2-7-1	.250	1-4-1	.250	6th
1955	Tom Rogers	5-4-1	.550	3-3-1	.500	5th
1956	Paul Amen	2-5-3	.350	1-5-1	.214	7th
1957	Paul Amen	0-10-0	.000	0-7-0	.000	8th
1958	Paul Amen	3-7-0	.300	2-4-0	.333	6th
1959	Paul Amen	6-4-0	.600	4-3-0	.571	4th

* Denotes Head Coach and Team Captain

+ Beginning in 2005, the ACC split into two divisions for football
Member of the Southern Conference from 1936-52

Year	Coach	OVERALL RECORD		ACC RECORD		
		W-L-T	Pct	W-L-T	Pct	Place
1960	Billy Hildebrand	2-8-0	.200	2-5-0	.286	7th
1961	Billy Hildebrand	4-6-0	.400	3-4-0	.429	t-5th
1962	Billy Hildebrand	0-10-0	.000	0-7-0	.000	8th
1963	Billy Hildebrand	1-9-0	.100	1-5-0	.167	7th
1964	Bill Tate	5-5-0	.500	4-3-0	.571	t-3rd
1965	Bill Tate	3-7-0	.300	1-5-0	.167	8th
1966	Bill Tate	3-7-0	.300	2-4-0	.333	6th
1967	Bill Tate	4-6-0	.400	3-4-0	.429	5th
1968	Bill Tate	2-7-1	.250	2-3-1	.417	6th
1969	Cal Stoll	3-7-0	.300	2-5-0	.286	7th
1970	Cal Stoll	6-5-0	.545	5-1-0	.833	1st
1971	Cal Stoll	6-5-0	.545	2-3-0	.400	t-3rd
1972	Tom Harper	2-9-0	.182	1-5-0	.167	7th
1973	Chuck Mills	1-9-1	.136	0-5-1	.083	7th
1974	Chuck Mills	1-10-0	.091	0-6-0	.000	7th
1975	Chuck Mills	3-8-0	.273	3-3-0	.500	4th
1976	Chuck Mills	5-6-0	.455	3-3-0	.500	3rd
1977	Chuck Mills	1-10-0	.091	0-6-0	.000	7th
1978	John Mackovic	1-10-0	.091	1-5-0	.167	6th
1979	John Mackovic	8-4-0	.667	4-2-0	.667	t-2nd
1980	John Mackovic	5-6-0	.455	2-4-0	.333	t-4th
1981	Al Groh	4-7-0	.364	1-5-0	.167	6th
1982	Al Groh	3-8-0	.273	0-6-0	.000	7th
1983	Al Groh	4-7-0	.364	1-5-0	.167	t-6th
1984	Al Groh	6-5-0	.545	3-3-0	.500	4th
1985	Al Groh	4-7-0	.364	1-6-0	.143	8th
1986	Al Groh	5-6-0	.455	2-5-0	.286	8th
1987	Bill Dooley	7-4-0	.636	4-3-0	.571	t-3rd
1988	Bill Dooley	6-4-1	.591	4-3-0	.571	t-4th
1989	Bill Dooley	2-8-1	.277	1-6-0	.143	7th
1990	Bill Dooley	3-8-0	.273	0-7-0	.000	8th
1991	Bill Dooley	3-8-0	.273	1-6-0	.143	t-7th
1992	Bill Dooley	8-4-0	.667	4-4-0	.500	t-4th
1993	Jim Caldwell	2-9-0	.182	1-7-0	.125	9th
1994	Jim Caldwell	3-8-0	.273	1-7-0	.125	8th
1995	Jim Caldwell	1-10-0	.091	0-8-0	.000	9th
1996	Jim Caldwell	3-8-0	.273	1-7-0	.125	8th
1997	Jim Caldwell	5-6-0	.455	3-5-0	.375	t-6th
1998	Jim Caldwell	3-8-0	.273	2-6-0	.250	t-6th
1999	Jim Caldwell	7-5-0	.583	3-5-0	.375	t-5th
2000	Jim Caldwell	2-9	.182	1-7	.125	8th
2001	Jim Grobe	6-5	.545	3-5	.375	7th
2002	Jim Grobe	7-6	.538	3-5	.375	7th
2003	Jim Grobe	5-7	.417	3-5	.375	7th
2004	Jim Grobe	4-7	.364	1-7	.125	t-10th
2005	Jim Grobe	4-7	.364	3-5	.375	t-4th+
2006	Jim Grobe	11-3	.786	6-2	.750	1st
2007	Jim Grobe	9-4	.692	5-3	.625	t-2nd
2008	Jim Grobe	8-5	.615	4-4	.500	t-3rd
2009	Jim Grobe	5-7	.416	3-5	.375	4th
2010	Jim Grobe	3-9	.250	1-7	.125	6th
2011	Jim Grobe	6-7	.462	5-3	.625	t-2nd
2012	Jim Grobe	5-7	.417	3-5	.375	4th
2013	Jim Grobe	4-8	.333	2-6	.250	6th
2014	Dave Clawson	3-9	.250	1-7	.125	t-6th
2015	Dave Clawson	3-9	.250	1-7	.125	6th
2016	Dave Clawson	7-6	.528	3-5	.375	t-4th
2017	Dave Clawson	8-5	.615	4-4	.500	t-3rd
2018	Dave Clawson	7-6	.528	3-5	.375	t-5th
2019	Dave Clawson	8-5	.615	4-4	.500	T-3
2020	Dave Clawson	4-5	.444	3-4	.429	10th
2021	Dave Clawson	11-3	.786	7-1	.875	1st
2022	Dave Clawson	8-5	.615	3-5	.375	6th

Totals (120 seasons) 488-677-33 .421 159-332-5 .326

PASSING

SINGLE GAME PASS ATTEMPTS (COMPLETIONS)

- Rusty LaRue at Duke (10/28/95)** 78 (55)
- Rusty LaRue vs. NC State (11/18/95) 67 (50)
- Rusty LaRue vs. Georgia Tech (11/4/95) 65 (41)
- Gary Schofield at Maryland (10/16/82) 65 (40)
- Gary Schofield vs. Maryland (10/17/81) 62 (43)
- Mike Elkins at NC State (9/20/86) 58 (35)
- Tanner Price vs. Boston College (11/3/12) 57 (39)
- Brian Kuklick at NC State (11/23/96) 57 (28)
- Tanner Price at Syracuse (11/2/2013) 54 (22)
- Tanner Price vs. Navy (10/9/10) 53 (37)

** - ACC Record/3rd highest in NCAA history

SINGLE GAME COMPLETIONS (ATTEMPTS)

- Rusty LaRue at Duke (10/28/95)** 55 (78)
- Rusty LaRue vs. NC State (11/18/95) 50 (67)
- Gary Schofield vs. Maryland (10/17/81) 43 (62)
- Rusty LaRue vs. Georgia Tech (11/4/95) 41 (65)
- Gary Schofield at Maryland (10/16/82) 40 (65)
- Tanner Price vs. Boston College (11/3/12) 39 (57)
- Tanner Price vs. Navy (10/9/10) 37 (53)
- Mike Elkins at NC State (9/20/86) 35 (58)
- Jamie Newman vs. Utah State (8/30/19) 34 (47)
- John Wolford vs. Texas A&M (12/29/17) 32 (49)
- Riley Skinner vs. Ole Miss (9/6/08) 32 (43)

*** - ACC Record/NCAA Record

SINGLE GAME PASSING YARDS

- Rusty LaRue vs. NC State (11/18/95) 545
- Gary Schofield vs. Maryland (10/17/81) 504
- Rusty LaRue vs. Georgia Tech (11/4/95) 501
- Rusty LaRue at Duke (10/28/95) 478
- John Wolford vs. Louisville (10/28/17) 461
- Sam Hartman at Army (10/23/21) 458
- Jay Venuto at South Carolina (11/15/80) 447
- Sam Hartman at North Carolina (11/14/20) 429
- Mike Elkins at NC State (9/20/86) 429
- Brian Kuklick at NC State (11/7/98) 421
- Sam Hartman vs. Duke (10/30/21) 402
- Jamie Newman vs. Utah State (8/30/19) 401
- John Wolford vs. Texas A&M (12/29/17) 400
- Sam Hartman at North Carolina (11/06/21) 398
- Sam Hartman at NC State (11/05/22) 397
- Sam Hartman at Tulane (8/30/18) 378

MOST TOUCHDOWN PASSES

Game:

- Sam Hartman vs. Clemson (9/24/22)
- Sam Hartman vs. Boston College (10/22/22)
- Sam Hartman at North Carolina (11/06/21)
- Sam Hartman at Army (10/23/21)
- Jamie Newman vs. Elon (9/21/19)
- John Wolford vs. Louisville (10/28/17)
- Riley Skinner at Duke (11/28/09)
- Sam Hartman vs. Syracuse (11/19/22)
- Sam Hartman vs. North Carolina (11/12/22)
- Sam Hartman at Vanderbilt (9/10/22)
- Sam Hartman at North Carolina (11/14/20)
- Sam Hartman vs. Rice (9/29/18)
- John Wolford vs. Texas A&M (12/29/17)
- Riley Skinner vs. Maryland (10/10/09)
- Rusty LaRue at Duke (10/28/95)
- Phil Barnhill vs. Tulsa (11/11/89)
- Jay Venuto at South Carolina (11/15/80)

MOST CONSECUTIVE GAMES WITH A TOUCHDOWN PASS

- 30 Sam Hartman, 2020-pres. (Last 4 of 2020 - 2022)
- 12 Jamie Newman, 2018-19 (last 4 of 2018, 1st 8 of 2019)
- 11 Brian Kuklick, 1996-97 (last 2 of 1996, first 9 of 1997)

MOST GAMES WITH MULTIPLE TD PASSES IN A SEASON

- 12 Sam Hartman, 2021
- 10 Sam Hartman, 2022
- 10 John Wolford, 2017

MOST CONSECUTIVE GAMES WITH MULTIPLE TD PASSES

- 8 Sam Hartman, 2021 (FSU to NC St. od 2021)
- 7 John Wolford, 2017 (last 7 games of 2017)

BEST COMPLETION PERCENTAGE

Game:

- 1.000 (11-11), Riley Skinner vs. Navy (12/20/08)
- (min. 15 atts) .882 (15-17), Sam Hartman vs. Rice (9/29/18)
- (min. 20 atts) .848 (28-33), Jay Venuto vs. East Carolina (9/22/79)

MOST PASSES ATTEMPTED, HALF

- 56 Rusty LaRue vs. Duke (10/28/95) (completed 41) (2H)

MOST PASSES COMPLETED, HALF

- 41 Rusty LaRue vs. Duke (10/28/95) (attempted 56) (2H)

MOST PASSES HAD INTERCEPTED

Game:

- 7, Red Cochran vs. Texas Tech at Charlotte (11/29/41)

Season:

- 25, Freddie Summers (1968)

Career:

- 52, Gary Schofield (1981-83)

CONSECUTIVE PASSES WITHOUT AN INTERCEPTION

Game:

- 53, Tanner Price, Navy (10/9/10)

Season:


- 219, Sam Hartman (2020)

Career:

- 258, Sam Hartman (2020-21)

SEASON PASS ATTEMPTS

- Sam Hartman (2021) 508
- Sam Hartman (2022) 428



Sam Hartman

CAREER PASSING LEADERS

	Years	Comp/Att	Pct	Yards	TD
1. Sam Hartman	2018-22	944-1597	59.1	12,967	110
2. Riley Skinner	2006-09	903-1349	66.9	9,762	60
3. Tanner Price	2010-13	824-1451	56.8	8,899	52
4. John Wolford	2014-17	761-1273	59.8	8,794	59
5. Brian Kuklick	1994-98	665-1230	54.1	8,017	44
6. Mike Elkins	1985-88	609-1109	54.9	7,304	43
7. Gary Schofield	1981-83	637-1113	57.2	7,205	44
8. Jay Venuto	1979-80	412-780	53.1	5,056	37
9. Rusty LaRue	1992-95	472-786	60.1	5,016	23
10. Keith West	1989-92	365-683	53.4	4,748	28
11. James MacPherson	1999-02	349-639	54.6	4,716	16
12. Norm Snead	1958-60	272-601	45.3	4,040	27
13. Jamie Newman	2017-19	306-506	60.5	3,959	35
14. Phil Barnhill	1987-90	310-656	47.3	3,931	23
15. Cory Randolph	2002-05	331-572	57.9	3,899	16
16. Mike McGlamry	1974-77	309-610	50.7	3,684	17
17. Foy White	1983-85	281-474	59.3	2,900	26
18. Ben Sankey	1996-99	238-405	58.8	2,750	15
19. Freddie Summers	1967-68	202-409	49.4	2,573	11
20. Nick Sacrinty	1943,45-46	152-339	44.8	2,563	17

- Tanner Price (2011) 422
- Rusty LaRue (1995) 421
- Jay Venuto (1980) 413
- Tanner Price (2012) 410
- Gary Schofield (1981) 404
- Riley Skinner (2009) 400
- Brian Kuklick (1996) 396
- Brian Kuklick (1998) 396
- Mike Elkins (1986) 380
- Tanner Price (2013) 378

SEASON PASS COMPLETIONS

- Sam Hartman (2021) 299
- Sam Hartman (2022) 270
- Riley Skinner (2009) 264
- Rusty LaRue (1995) 264
- Tanner Price (2011) 253
- Gary Schofield (1981) 241
- John Wolford (2017) 239
- Riley Skinner (2007) 236
- Riley Skinner (2008) 232
- Tanner Price (2012) 228
- Jamie Newman (2019) 220
- Brian Kuklick (1998) 216

SEASON PASSING YARDS

- Sam Hartman (2021) 4,228
- Sam Hartman (2022) 3,701
- John Wolford (2017) 3,192
- Riley Skinner (2009) 3,160
- Tanner Price (2011) 3,017
- Jamie Newman (2019) 2,868
- Rusty LaRue (1995) 2,775
- Brian Kuklick (1998) 2,683
- Jay Venuto (1980) 2,624
- Gary Schofield (1981) 2,572
- Mike Elkins (1986) 2,541
- Brian Kuklick (1996) 2,526

SEASON PASSING TOUCHDOWNS

- Sam Hartman (2021) 39
- Sam Hartman (2022) 38
- John Wolford (2017) 29
- Riley Skinner (2009) 26
- Jamie Newman (2019) 26
- Jay Venuto (1980) 21
- Tanner Price (2011) 20
- Gary Schofield (1981) 18
- Mike Elkins (1986) 17
- Phil Barnhill (1989) 17
- Rusty LaRue (1995) 17
- Jay Venuto (1979) 16
- Gary Schofield (1983) 16
- Sam Hartman (2018) 16

SEASON COMPLETION PCT. (MIN. 100 ATT.)

- Riley Skinner (2007) 72.4 (236-326)
- Riley Skinner (2009) 66.0 (264-400)
- Riley Skinner (2006) 65.8 (171-260)
- Cory Randolph (2005) 64.9 (85-131)
- Riley Skinner (2008) 63.9 (232-363)
- Sam Hartman (2022) 63.1 (270-428)
- Foy White (1985) 62.9 (132-210)
- Rusty LaRue (1995) 62.7 (264-421)
- John Wolford (2015) 60.944 (142-233)
- Jamie Newman (2019) 60.942 (220-361)
- Brian Kuklick (1997) 60.897 (190-312)

SEASON PASSING EFFICIENCY

- Sam Hartman (2022) 159.4
- John Wolford (2017) 158.0
- Sam Hartman (2021) 148.6

- Riley Skinner (2009) 147.8
- Jamie Newman (2019) 145.4
- Riley Skinner (2006) 139.6
- Jamie Newman (2018) 139.5
- Sam Hartman (2020) 138.7
- Mike Elkins (1988) 134.4
- Riley Skinner (2007) 133.4
- Tanner Price (2011) 132.8
- James MacPherson (2002) 132.6
- Foy White (1985) 132.0

CAREER PASS ATTEMPTS

- Sam Hartman (2018-22) 1,597
- Tanner Price (2010-13) 1,451
- Riley Skinner (2006-09) 1,349
- John Wolford (2014-17) 1,273
- Brian Kuklick (1994-98) 1,230
- Gary Schofield (1981-83) 1,113
- Mike Elkins (1985-88) 1,109
- Rusty LaRue (1992-95) 786
- Jay Venuto (1979-80) 780
- Keith West (1989-92) 683

CAREER PASS COMPLETIONS

- Sam Hartman (2018-22) 944
- Riley Skinner (2006-09) 903
- Tanner Price (2010-13) 824
- John Wolford (2014-17) 761
- Brian Kuklick (1994-98) 665
- Gary Schofield (1981-83) 637
- Mike Elkins (1985-88) 609
- Rusty LaRue (1992-95) 472
- Jay Venuto (1979-80) 412
- Keith West (1989-92) 365

CAREER PASSING TOUCHDOWNS

- Sam Hartman (2018-22) 110
- Riley Skinner (2006-09) 60
- John Wolford (2014-17) 59
- Tanner Price (2010-13) 52
- Gary Schofield (1981-83) 44
- Brian Kuklick (1994-98) 44
- Mike Elkins (1985-88) 43
- Jay Venuto (1979-80) 37
- Jamie Newman (2017-19) 35
- Keith West (1989-92) 28

CAREER COMPLETION PCT. (MIN. 150 ATT.)

- Riley Skinner (2006-09) 66.9 (903-1,349)
- Jamie Newman (2017-19) 60.5 (306-506)
- Rusty LaRue (1992-95) 60.1 (472-786)
- John Wolford (2014-17) 59.8 (761-1,273)
- Foy White (1983-85) 59.28 (281-474)
- Sam Hartman (2018-22) 59.1 (944-1,597)
- Ben Sankey (1996-99) 58.8 (238-405)
- Cory Randolph (2002-05) 57.9 (331-572)
- Gary Schofield (1981-83) 57.2 (637-1,113)
- David Webber (1978-81) 56.9 (149-262)
- Tanner Price (2010-13) 56.8 (824-1,451)
- Jim Kemp (1991-93) 56.0 (131-234)

CAREER PASSING EFFICIENCY (MIN. 150 ATT.)

- Sam Hartman (2018-22) 144.90
- Jamie Newman (2017-19) 142.70
- Riley Skinner (2006-09) 136.92
- John Wolford (2014-17) 126.66
- Foy White (1983-85) 123.29
- Ben Sankey (1996-99) 120.12
- James MacPherson (1999-02) 118.30
- Cory Randolph (2002-05) 117.36
- Rusty LaRue (1992-95) 116.44
- Keith West (1989-92) 116.29

RUSHING

GENERAL

STAFF

PLAYERS

2021 REVIEW

HISTORY

RECORDS

RESULTS

SINGLE GAME RUSHING ATTEMPTS

- John Leach vs. Maryland (11/20/93)..... 46
- James McDougald vs. Clemson (10/9/76)..... 45
- Michael Ramseur vs. App. St. (9/25/82)..... 42
- Morgan Kane vs. Georgia Tech (11/20/99)..... 39
- James McDougald vs. Virginia (10/23/76)..... 37
- Chris Barclay vs. NC State (10/22/05)..... 36
- Tarence Williams at East Carolina (9/1/01)..... 36
- Brian Piccolo vs. Duke (11/7/64)..... 36
- Herman Lewis at Rutgers (11/8/97)..... 36
- Seven times, last ...
Chris Barclay at North Carolina (11/8/03)..... 35

SINGLE GAME RUSHING YARDS

- John Leach vs. Maryland (11/20/93)..... 329
- Micah Andrews vs. Vanderbilt (9/1/05)..... 254
- James McDougald vs. Clemson (10/9/76)..... 249
- Nub Smith vs. William & Mary (10/22/49)..... 246
- Matt Colburn II at Louisville (10/27/18)..... 243
- Chris Barclay vs. Maryland (11/29/03)..... 243
- Josh Harris at Virginia Tech (10/16/10)..... 241
- Matt Colburn II at Syracuse (11/11/17)..... 237
- Larry Hopkins vs. Clemson (10/17/70)..... 230
- Larry Hopkins vs. Tulsa (10/16/71)..... 230
- Morgan Kane vs. Georgia Tech (11/20/99)..... 224

SINGLE GAME RUSHING YARDS BY A QB (SINCE 1954)

- Larry Russell vs. Virginia Tech (9/18/71)..... 149
- Jamie Newman vs. Duke (11/23/19)..... 144
- John Wolford at Syracuse (11/11/17)..... 136
- Freddie Summers vs. North Carolina (10/26/68)..... 131
- John Mackovic vs. Virginia (9/19/64)..... 131
- Larry Russell vs. William & Mary (11/6/71)..... 128
- Larry Russell vs. Virginia (10/3/70)..... 123

MOST RUSHING TOUCHDOWNS

Game: 5, Joe Duncavage vs. Camp Davis (9/20/1941)
4, 11 times by eight players:
John Polanski vs. Western Maryland (10/21/39);
John Polanski at Davidson (11/30/39);
Red Cochran vs. South Carolina (at Charlotte, 11/26/42);
Fred Grant at NC State (10/16/43);
Larry Russell vs. Davidson (9/11/71);
Larry Russell vs. William & Mary (11/6/71);
James McDougald vs. Auburn (10/27/79);
Michael Ramseur at Maryland (10/16/82);
Michael Ramseur at Richmond (9/24/83);
Ovie Mughelli at Northern Illinois (8/29/02);
Chris Barclay vs. East Carolina (9/17/05)

MOST RUSHING TOUCHDOWNS BY A QUARTERBACK

Game: 4, Larry Russell vs. Davidson (9/11/71);
Larry Russell vs. William & Mary (11/6/71)

MOST RUSHING YARDS, CONSECUTIVE GAMES

416 John Leach, 1993 (87 vs. Georgia Tech, 329 vs. Maryland)

MOST YARDS IN FIRST CAREER GAME

125 Micah Andrews vs. North Carolina A&T (9/18/04)

SINGLE GAME YARDS PER CARRY

- Tony Gallowich vs. William Jewell (9/21/40)..... 25.4 (7/178)
- Bill Barnes vs. William & Mary (9/22/56)..... 22.1 (8/177)
- Tarence Williams vs. Ga Tech (10/14/00)..... 15.7 (7/110)
- Kenneth Moore vs. Nebraska (9/8/07)..... 14.9 (8/116)
- Kenneth Walker, III at Rice (9/6/19)..... 13.9 (9/125)
- Nub Smith vs. William & Mary (10/22/49)..... 13.7 (18/246)
- Tony Gallowich vs. Marshall (10/19/40)..... 13.3 (17/226)
- Matt Colburn II at Louisville (10/27/18)..... 12.2 (20/243)
- Josh Harris vs. Va Tech (10/16/10)..... 12.1 (20/241)
- Larry Hopkins vs. Clemson (10/17/70)..... 11.5 (20/230)

SEASON RUSHING ATTEMPTS

- Morgan Kane (1999)..... 275
- James McDougald (1979)..... 260
- Larry Russell (1971)..... 256
- Brian Piccolo (1964)..... 252
- Tarence Williams (2001)..... 249
- Larry Hopkins (1971)..... 249
- Michael Ramseur (1982)..... 245
- Chris Barclay (2004)..... 243
- James McDougald (1977)..... 242
- Clark Gaines (1975)..... 238

SEASON RUSHING YARDS

- Larry Hopkins (1971)..... 1,228
- Chris Barclay (2003)..... 1,192
- James McDougald (1979)..... 1,177
- Morgan Kane (1999)..... 1,161
- Chris Barclay (2005)..... 1,127
- John Leach (1993)..... 1,089
- Brian Piccolo (1964)..... 1,044
- James McDougald (1976)..... 1,018
- Tarence Williams (2001)..... 1,018
- Bill Barnes (1956)..... 1,010
- Chris Barclay (2004)..... 1,010
- Cade Carney (2018)..... 1,005



Chris Barclay

CAREER RUSHING LEADERS

	Years	Rushes	Yards	Avg	TD
1. Chris Barclay	2002-05	840	4,032	4.8	40
2. James McDougald	1976-79	880	3,811	4.3	30
3. Michael Ramseur	1982-85	753	3,325	4.4	30
4. Tarence Williams	1999-02	575	2,581	4.5	22
5. Morgan Kane	1996-99	647	2,550	3.9	17
6. Matt Colburn II	2015-18	542	2,528	4.7	15
7. Cade Carney	2016-19	565	2,446	4.3	21
8. Topper Clemons	1982-85	506	2,379	4.7	13
9. John Leach	1990-93	474	2,246	4.7	17
10. Josh Harris	2010-13	489	2,230	4.5	19
11. Josh Adams	2007-10	545	2,212	4.1	22
Larry Hopkins	1970-71	452	2,212	4.9	10
13. Anthony Williams	1988-91	511	2,203	4.3	19
14. Larry Russell	1969-71	639	1,923	3.0	29
15. Christian Beal-Smith	2017-21	391	1,871	4.8	14
16. Brandon Pendergrass	2008-11	445	1,865	4.2	17
17. Mark Young	1986-88	405	1,811	4.5	13
18. Brian Piccolo	1962-64	413	1,735	4.2	19
19. Ken Garrett	1970-72	322	1,673	5.2	9
20. Bill Barnes	1954-56	336	1,607	4.8	10

SEASON RUSHING YARDS BY A QB (SINCE 1954)

- Larry Russell (1971)..... 803
- John Wolford (2017)..... 683
- Larry Russell (1970)..... 649
- Jamie Newman (2019)..... 574
- John Wolford (2016)..... 521
- Freddie Summers (1968)..... 510

SEASON RUSHING YARDS PER CARRY (MIN. 100 ATT.)

- Ken Garrett (1971)..... 6.70 (129/864)
- Bill Barnes (1956)..... 6.01 (168/1,010)
- Josh Harris (2010)..... 5.71 (126/720)
- Micah Andrews (2005)..... 5.65 (110/621)
- Topper Clemons (1985)..... 5.59 (164/916)
- Matt Colburn II (2017)..... 5.45 (166/904)
- Cade Carney (2018)..... 5.346 (188/1,088)
- Topper Clemons (1984)..... 5.343 (137/732)
- Nub Smith (1949)..... 5.30 (108/572)
- Justice Ellison (2021)..... 5.19 (107/556)
- Chris Barclay (2005)..... 5.17 (218/1127)
- Christian Beal-Smith (2020)..... 5.16 (142/732)

SEASON RUSHING YARDS PER GAME (MIN. 100 ATT.)

- Chris Barclay (2005)..... 112.7
- Larry Hopkins (1971)..... 111.6
- James McDougald (1979)..... 107.0
- Morgan Kane (1999)..... 105.5
- Brian Piccolo (1964)..... 104.4
- Tarence Williams (2001)..... 101.8
- Bill Barnes (1956)..... 101.0

SEASON RUSHING TOUCHDOWNS

- Brian Piccolo (1964)..... 15
- Larry Russell (1971)..... 15
- Kenneth Walker III (2020)..... 13
- John Polanski (1939)..... 13
- Ovie Mughelli (2002)..... 12
- Chris Barclay (2003)..... 12

SEASON RUSHING TOUCHDOWNS BY A QB

- Larry Russell (1971)..... 15
- Sam Hartman (2021)..... 11
- John Wolford (2017)..... 10
- Larry Russell (1970)..... 10
- Freddie Summers (1967)..... 10
- Kendall Hinton (2015)..... 7
- Freddie Summers (1968)..... 7
- John Wolford (2016)..... 6
- Jamie Newman (2019)..... 6

CAREER RUSHING ATTEMPTS

- James McDougald (1976-79)..... 880
- Chris Barclay (2002-05)..... 840
- Michael Ramseur (1982-85)..... 753
- Morgan Kane (1996-99)..... 647
- Larry Russell (1969-71)..... 639
- Tarence Williams (1999-02)..... 575
- Cade Carney (2016-19)..... 565
- Josh Adams (2007-10)..... 545
- Matt Colburn II (2015-18)..... 542
- Anthony Williams (1988-91)..... 511

CAREER RUSHING TOUCHDOWNS

- Chris Barclay (2002-05)..... 40
- James McDougald (1976-79)..... 30
- Michael Ramseur (1982-85)..... 30
- Larry Russell (1969-71)..... 29
- Tarence Williams (1999-02)..... 22

- Josh Adams (2007-10)..... 22
- John Polanski (1939-42)..... 21
- Cade Carney (2016-19)..... 21
- Brian Piccolo (1962-64)..... 19
- Anthony Williams (1988-91)..... 19
- Josh Harris (2010-13)..... 19
- John Wolford (2014-17)..... 19

CAREER RUSHING YARDS BY A QB (SINCE 1954)

- Larry Russell (1969-71)..... 1,923
- John Wolford (2014-17)..... 1,120
- Freddie Summers (1968-69)..... 949
- Kendall Hinton (2015-19)..... 881
- Sam Hartman (2018-22)..... 855
- Jamie Newman (2017-19)..... 826
- Cory Randolph (2002-05)..... 743
- Anthony Young (2000-01)..... 646

CAREER RUSHING TOUCHDOWNS BY A QB (SINCE 1954)

- Larry Russell (1969-71)..... 29
- John Wolford (2014-17)..... 19
- Sam Hartman (2018-22)..... 17
- Freddie Summers (1968-69)..... 17
- Kendall Hinton (2015-19)..... 12
- Tanner Price (2010-13)..... 12

CAREER RUSHING YARDS PER CARRY (MIN. 200 ATT.)

- Kenneth Walker III (2019-20)..... 5.34 (217 for 1,158)
- Ken Garrett (1970-72)..... 5.20 (322 for 1,673)
- Jack Dolbin (1967-69)..... 4.96 (324 for 1,611)
- Larry Hopkins (1970-71)..... 4.89 (452 for 2,212)
- Chris Barclay (2002-05)..... 4.80 (840 for 4,032)
- Christian Beal-Smith (2018-21)..... 4.79 (391 for 1,875)
- Bill Barnes (1954-56)..... 4.78 (336 for 1,607)
- Micah Andrews (2004-07)..... 4.77 (327 for 1,561)
- John Leach (1990-93)..... 4.74 (474 for 2,246)
- Topper Clemons (1982-85)..... 4.70 (506 for 2,379)
- Matt Colburn II (2015-18)..... 4.66 (542 for 2,528)
- Darryl McGill (1984-87)..... 4.56 (344 for 1,569)

*Includes only 1939 and 1940 statistics.
*Tony Gallowich (1939-42)..... 5.94 (224 for 1,331)
*John Polanski (1939-42)..... 5.41 (284 for 1,537)

CAREER RUSHING YARDS PER GAME

- Larry Hopkins (1970-71)..... 100.5
- Chris Barclay (2002-05)..... 87.7
- James McDougald (1976-79)..... 86.6
- Michael Ramseur (1982-85)..... 79.2
- Tarence Williams (1999-02)..... 69.8

CONS. RUSHES WITHOUT A LOST FUMBLE (SINCE 1973)

- Chris Barclay 9/4/04-10/22/05..... 368
- Cade Carney 11/12/16-10/12/19..... 365
- Matt Colburn II 10/17/15-8/30/18..... 352
- Anthony Williams 11/4/89-11/23/91..... 337
- Josh Harris 9/2/2010-10/6/2012..... 306
- Brandon Pendergrass 8/28/2008-10/9/2010..... 255
- Chris Barclay 10/19/02-11/15/03..... 253
- Morgan Kane 10/17/98-11/13/99..... 252
- Tarence Williams 11/17/02-career..... 241

TWO OPPOSING PLAYERS EACH WITH 200 YARDS RUSHING

Chris Barclay (243) and Bruce Perry (237), Maryland (11/29/03)

100-YARD GAMES

RUSHING

Chris Barclay (2002-05)	15
124 vs. Georgia Tech	10/11/03
163 at Duke	10/18/03
163 vs. Clemson	11/1/03
160 at North Carolina	11/8/03
243 vs. Maryland	11/29/03
179 at Clemson	9/4/04
134 vs. Duke	10/30/04
138 vs. North Carolina	11/13/04
103 at Maryland	11/27/04
210 vs. East Carolina	9/17/05
105 vs. Clemson	10/1/05
125 at Florida State	10/8/05
117 vs. NC State	10/22/05
204 at Duke	10/29/05
108 vs. Miami	11/12/05

James McDougald (1976-79)	15
100 at Vanderbilt	9/18/76
249 vs. Clemson	10/9/76
167 vs. Virginia	10/23/76
142 at Duke	11/6/76
131 vs. Furman	9/10/77
136 vs. Vanderbilt	9/17/77
103 at NC State	9/24/77
150 at North Carolina	10/8/77
103 at South Carolina	11/18/78
111 vs. Appalachian St.	9/8/79
189 at Georgia	9/15/79
125 at Virginia Tech	10/6/79
147 vs. Auburn	10/27/79
213 vs. Duke	11/10/79
122 at South Carolina	11/17/79

Michael Ramseur (1982-85)	13
191 vs. Appalachian St.	9/25/82
104 at Maryland	10/16/82
110 at Virginia	10/23/82
138 vs. Georgia Tech	11/13/82
132 at Richmond	9/24/83
118 vs. NC State	10/1/83
127 vs. Virginia Tech	9/8/84
171 vs. Appalachian St.	9/15/84
149 at NC State	9/22/84
116 at Richmond	10/6/84
112 vs. NC State	9/21/85
120 vs. Appalachian St.	9/28/85
144 vs. Duke	11/9/85

Tarence Williams (1999-02)	12
110 at Georgia Tech	10/14/00
154 vs. Duke	11/4/00
158 at ECU	9/1/01
116 vs. Appalachian St.	9/8/01
100 vs. Maryland	9/22/01
113 vs. NC State	10/6/01
121 at Duke	10/13/01
101 at North Carolina	11/10/01
140 vs. Northern Illinois	11/24/01
101 vs. North Carolina	10/26/02
149 vs. Florida State	11/2/02
108 vs. Maryland	11/30/02

Larry Hopkins (1970-71)	10
230 vs. Clemson	10/17/70
115 vs. North Carolina	10/24/70
103 at Duke	11/7/70
109 at Virginia Tech	9/18/71
125 at Maryland	10/27/71
180 at NC State	10/9/71
230 vs. Tulsa	10/16/71
143 at North Carolina	10/23/71
104 vs. William and Mary	11/6/71
103 vs. Duke	11/13/71

Matt Colburn, II (2015-18)	8
118 vs. Delaware	9/17/16
103 at Indiana	9/24/16
134 vs. Louisville	10/28/17
120 at Notre Dame	11/4/17
237 at Syracuse	11/11/17
150 vs. Texas A&M	12/29/17
117 vs. Boston College	9/13/18
243 at Louisville	10/27/19

Morgan Kane (1996-99)	8
131 at Clemson	9/28/96
146 at Duke	10/25/97
113 at Clemson	9/26/98
211 at Army West Point	9/11/99
147 vs. NC State	9/25/99
120 vs. Rutgers	10/2/99
128 vs. Maryland	10/9/99
224 vs. Georgia Tech	11/20/99

Ken Garrett (1970-72)	7
141 at Duke	11/7/70
117 at NC State	10/9/71
159 vs. Tulsa	10/16/71
102 at Clemson	10/30/71
137 vs. Duke	11/13/71
142 at South Carolina	11/20/71
100 vs. Virginia Tech	11/25/71

Brian Piccolo (1962-64)	7
103 at Tennessee	11/3/62

140 vs. South Carolina	11/14/63
154 at Virginia Tech	9/26/64
143 at Vanderbilt	10/10/64
100 at Maryland	10/24/64
115 vs. Duke	11/7/64
115 vs. NC State	11/20/64

Larry Russell (1969-71)	7
123 at Virginia	10/3/70
122 Virginia Tech	10/10/70
106 at Duke	11/7/70
114 Davidson	9/11/71
149 at Virginia Tech	9/18/71
128 vs. William and Mary	11/6/71
112 at Duke	11/13/71

Bill Barnes (1954-56)	6
177 at William and Mary	9/22/56
161 vs. Maryland	9/29/56
106 at North Carolina	10/27/56
118 vs. NC State	11/3/56
103 at Virginia Tech	11/10/56
139 vs. Duke	11/17/56

Topper Clemons (1982-85)	6
122 at Duke	11/6/82
111 at North Carolina	10/8/83
182 at Richmond	10/6/84
129 vs. William and Mary	9/7/85
111 at Tennessee	10/5/85
126 vs. Virginia	10/26/85

Anthony Williams (1988-91)	6
139 vs. Appalachian St.	11/19/88
132 at North Carolina	10/7/89
113 vs. Appalachian St.	9/8/90
136 vs. Army West Point	9/29/90
141 at Vanderbilt	11/24/90
132 vs. Appalachian St.	10/5/91

Cade Carney (2016-19)	6
108 at Duke	9/10/16
104 at NC State	10/1/16
130 vs. Towson	9/8/18
116 vs. Boston College	9/13/18
223 at Duke	11/24/18
105 vs. Utah State	8/30/19

Josh Adams (2007-10)	5
140 vs. Florida State	10/11/07
131 vs. Navy	10/20/07
111 at Vanderbilt	11/24/07
111 at Miami	10/25/08
101 vs. Georgia Tech	10/2/10

Clark Gaines (1974-75)	5
132 at South Carolina	11/16/74
124 vs. SMU	9/6/75
123 at NC State	9/13/75
117 at Virginia	10/25/75
132 at North Carolina	11/1/75

John Leach (1990-93)	5
101 vs. Appalachian St.	9/12/92
116 vs. Oregon	12/31/92
111 vs. Appalachian St.	9/18/93
171 vs. Duke	10/23/93
329 vs. Maryland	11/20/93

Mark Young (1986-88)	5
144 vs. NC State	9/19/87
179 vs. Appalachian St.	9/26/87
135 vs. Duke	11/7/87
118 vs. Illinois State	9/10/88
122 vs. Appalachian St.	11/19/88

Kenneth Walker, III (2019-20)	5
125 at Rice	9/6/19
113 vs. Duke	11/23/19
131 at NC State	9/19/20
105 vs. Campbell	10/2/20
128 vs. Virginia	10/17/20

Micah Andrews (2004-07)	4
125 vs. NC A&T	9/18/04
254 vs. Vanderbilt	9/1/05
142 vs. East Carolina	9/17/05
142 vs. Syracuse	9/2/06

Christian Beal-Smith (2018-21)	4
123 vs. Louisville	10/12/19
130 vs. Campbell	10/2/20
129 vs. Virginia Tech	10/24/20
120 at North Carolina	11/14/20

Josh Harris (2010-13)	4
241 at Virginia Tech	10/16/10
138 at Vanderbilt	11/27/10
136 Florida State	10/8/11
129 Army West Point	9/22/12

Darryl McGill (1984-87)	4
110 vs. Appalachian St.	9/6/86
114 at Army West Point	9/27/86
164 at Duke	11/8/86
129 vs. Richmond	9/12/87

Jack Dolbin (1967-69)	3
122 vs. South Carolina	11/4/67
107 at Tulsa	11/11/67
108 vs. Maryland	11/17/67

Tony Gallovich (1939-42)	3
143 at Miami (Fla.)	10/6/39
178 vs. William Jewell	9/21/40
226 Marshall	10/19/40

Buzz Leavitt (1967-69)	3
103 vs. South Carolina	11/4/67
105 vs. Maryland	10/4/69
107 at Virginia	11/8/69

Herman Lewis (1994-97)	3
149 at Georgia Tech	11/19/94
160 at Duke	10/25/97
129 at Rutgers	11/8/97

Wayne McMillan (78, 80-81)	3
100 vs. The Citadel	9/20/80
134 at William and Mary	10/4/80
137 at Richmond	11/4/81

Brandon Pendergrass (2008-11)	3
110 vs. Virginia	11/8/08
134 at Clemson	11/12/11
125 Maryland	11/19/11

Tony Rogers (1987-90)	3
101 at Villanova	9/3/88
108 vs. Illinois State	9/10/88
106 vs. Tulsa	11/11/89

Freddie Summers (1967-68)	3
115 vs. Maryland	11/17/67
121 vs. North Carolina	10/26/68
108 vs. Maryland	11/2/68

Frank Harsh (1972-75)	2
124 at Duke	11/11/72
168 vs. Virginia	11/18/72

Andy Heck (1965-66)	2
118 vs. North Carolina	10/23/65
114 at Auburn	10/8/66

Gary Johnson (1970-72)	2
110 at Florida State	9/26/70
130 at Maryland	10/2/71

Neil MacLean (1957-59)	2
126 vs. Virginia Tech	9/27/58
106 at Auburn	11/22/58

Kenneth Moore (2004-07)	2
165 at Maryland	11/25/06
119 vs. Nebraska	9/8/07

Chip Rives (1984-87)	2
122 at Army West Point	9/27/86
107 vs. Georgia Tech	11/22/86

Bill "Nub" Smith (1949-50)	2
246 vs. William & Mary	10/22/49
166 at South Carolina	11/26/49

Alan White (1959-62)	2
131 at Virginia	10/28/61
113 at North Carolina	11/25/61

Jamie Newman (2017-19)	2
102 at Boston College	9/28/19
144 vs. Duke	11/23/19

Justice Ellison (2020-Pres.)	1
114 at Florida State	10/1/22

Christian Turner (2021-22)	1
100 vs. VMI	9/1/22

De'Angelo Bryant (2003-07)	1
105 at Ole Miss	9/23/07

Arkeem Byrd (2017-19)	1
120 vs. Utah State	9/16/17

Billy Churm (1951-53)	1
104 vs. Richmond	10/6/51

Lee Clymer (1968)	1
111 vs. North Carolina	10/26/68

Corey Donald (1989, 91)	1
126 at Army West Point	9/23/89

Bill Gregus (1948-49)	1
132 vs. Georgetown	10/8/49

Sherron Gudger (1992-94)	1
100 vs. Army West Point	10/1/94

Kevin Harris (2006-09)	1
136 vs. Navy	12/20/08

Clayton Heath (1972-73)	1
--------------------------------	----------

131 vs. South Carolina	10/13/73
------------------------	----------

Bruce Hillenbrand (1951-53)	1
107 vs. Villanova	10/3/53

Kendall Hinton (2015-19)	1
101 at Army West Point	9/19/15

Joe Koch (1950-52)	1
106 vs. Boston College	10/4/52

John Kronforst (1974)	1
108 vs. Virginia	10/26/74

John Mackovic (1962-64)	1
131 at Virginia	9/19/64

Nick Maravic (1953-54)	1
122 vs. Duke	11/13/54

Deandre Martin (2012)	1
115 vs. Army West Point	9/22/12

Bill Miller (1949-51)	1
115 vs. NC State	11/18/50

Ned Moultrie (1990-93)	1
149 vs. Army West Point	10/24/92

Nick Ognovich (1944)	1
101 vs. VMI	10/14/44

--

100-YARD GAMES

124 (9) at Syracuse 11/11/17
139 (8) vs. NC State 11/18/17

Kenneth Moore (2004-07) 4
126 (15) at Boston College 9/1/07
100 (11) at Duke 10/6/07
181 (15) at Navy 10/20/07
112 (11) vs. Connecticut 12/29/07

Marshall Williams (2008-10) 4
116 (7) at NC State 11/15/08
180 (12) at Boston College 9/26/09
111 (8) at Georgia Tech 11/7/09
119 (8) at Duke 11/28/09

Thabiti Davis (1994-97) 3
120 (10) at Georgia Tech 11/4/95
107 (6) vs. Navy 10/26/96
132 (12) at NC State 11/23/96

Donavon Greene (2019-) 3
172 (7) at Syracuse 11/30/19
170 (8) at North Carolina 11/14/20
122 (6) vs. Wisconsin 12/30/20

Phil Denfield (1979-82) 3
113 (12) vs. Maryland 10/17/81
115 (12) at Clemson 10/31/81
111 (7) at Duke 11/6/82

John Henry Mills (1988-92) 3
101 (6) at Maryland 10/13/90
230 (14) at Duke 11/3/90
108 (12) at Northwestern 9/28/91

Nate Morton (2003-06) 3
142 (5) at East Carolina 9/11/04
114 (5) Virginia Tech 10/9/04
127 (6) Liberty 9/30/07

Red O'Quinn (1946-49) 3
129 (8) vs. South Carolina 11/28/46
116 (6) vs. William & Mary 10/22/49
150 (5) at NC State 11/12/49

Duane Owens (1981-84) 3
115 (9) vs. Appalachian St. 9/3/83
102 (6) at Georgia Tech 11/12/83
134 (8) at Duke 11/10/84

Tim Ryan (1980-83) 3
155 (10) at Virginia 10/24/81
112 (3) vs. Clemson (Tokyo) 11/27/82
109 (5) vs. Maryland 10/15/83

Kendall Hinton (2015-19) 3
134 (13) vs. Louisville 10/12/19
162 (8) at Virginia Tech 11/9/19
189 (6) vs. Duke 11/23/19

Cam Serigne (2014-17) 3
135 (5) vs. Duke 11/28/15
119 (7) at Syracuse 11/11/17
112 (9) vs. Texas A&M 12/29/17

Taylor Morin (2019-Pres.) 2
122 (6) vs. Louisville 10/2/21
106 (5) vs. North Carolina 11/12/22

Alex Bachman (2015-18) 2
116 (8) at Notre Dame 11/4/17
171 (7) vs. Memphis 12/22/18

Bob Allen (1958-60) 2
121 (5) vs. NC State 11/5/60
107 (6) at South Carolina 11/26/60

D.J. Boldin (2005, 07-08) 2
123 (11) Ole Miss 9/6/08
116 (8) Navy 9/27/08

James Brim (1983-86) 2
194 (15) at NC State 9/20/86
185 (11) at Duke 11/8/86

Devon Brown (2008-10) 2
101 (5) at Boston College 9/26/09
101 (12) Miami 10/31/09

Chris Davis (2002-05) 2
112 (7) Boston College 9/25/04
108 (4) Miami 11/12/05

Fabian Davis (1999-02) 2
125 (9) vs. Georgia Tech 10/14/00
194 (8) at Navy 11/18/00

Terence Davis (2010-12) 2
100 (6) vs. Duke 9/29/12
130 (7) at Maryland 10/6/12

Bobby Jones (1989-92) 2
102 (6) vs. NC State 9/16/89
100 (2) at Navy 11/23/91

Bob Ondilla (1951-53) 2
120 (5) at G. Washington 10/19/51

109 (7) at South Carolina 11/26/53

Roger Pettus (1991-94) 2
107 (6) at North Carolina 10/9/93
110 (10) vs. Florida State 9/17/94

David Richmond (1981-83) 2
108 (8) at Virginia Tech 10/2/82
120 (6) vs. Clemson (Tokyo) 11/27/82

Ke'Shawn Williams (2020-Pres.) 1
129 (5) vs. Liberty 9/17/22

Jahmal Banks (2020-Pres.) 1
141 (6) vs. Clemson 9/24/22

Steve Brown (1987-90) 1
100 (7) vs. NC State 9/16/89

Marvin Chalmers (1998-99) 1
121 (9) at Georgia Tech 11/21/98

David Chambers (1983-86) 1
154 (7) vs. Appalachian St. 9/6/86

Dick Daniels (1954-56) 1
124 (6) at Virginia Tech 11/10/56

Danny Dembry (2008-11) 1
126 (8) Gardner-Webb 9/17/11

Tommy Gregg (1981-82, 84) 1
161 (7) vs. Maryland 10/17/81

Dexter Hawkins (79-80, 82-83) 1
115 (5) vs. NC State 10/1/83

Ken Henry (1965-67) 1
103 (7) vs. North Carolina 10/23/65

Bill Hull (1959-61) 1
112 (6) vs. Maryland 10/22/60

Ron Jurewicz (1967-69) 1
101 (6) at Minnesota 10/5/68

Cortez Lewis (2015-17) 1
109 (6) at Florida State 10/15/16

Jack Lewis (1950-52) 1
103 (8) at Furman 11/22/52

Pete Manning (1957-59) 1
100 (3) vs. South Carolina 11/2/8/59

Chris McCoy (1998-00) 1
107 (6) at NC State 11/7/98

Mike Mullen (1978-81) 1
100 (7) at South Carolina 11/18/78

Michael Ramseur (1982-85) 1
106 (11) vs. NC State 9/21/85

Orville Reynolds (2011-14) 1
101 (3) vs. ULM 9/14/13

Greg Scales (1984-86) 1
108 (4) vs. Virginia 10/4/86

Bill "Nub" Smith (1949-50) 1
104 (4) at North Carolina 10/15/49

Tom Smith (1977) 1
107 (9) vs. Duke 11/5/77

Kai Snead (1996) 1
102 (2) at Georgia Tech 9/14/96

Wendell Wells (1991-93) 1
100 (3) at Maryland 10/17/92

Rick White (1966-68) 1
102 (8) at Minnesota 10/5/68

Jonathan Williams (2013-15) 1
143 (5) vs. Presbyterian 8/29/13

Gary Winrow (1969-70) 1
109 (9) at Clemson 10/18/69

Steve Young (1974-77) 1
113 (12) at Purdue 10/1/77

(l) - denotes receptions

GAMES WITH TWO 100-YARD RUSHERS (21)

- 9/26/64 at Virginia Tech (W 38-21) - Brian Piccolo, 154 yds/Wayne Welborn, 107 yds
- 11/4/67 vs. South Carolina (W 35-21) - Jack Dolbin, 122 yds/Buz Leavitt, 103 yds
- 11/17/67 vs. Maryland (W 35-17) - Jack Dolbin, 108 yds/Freddie Summers, 115 yds
- 10/26/68 vs. North Carolina (W 48-31) - Lee Clymer, 111 yds/Freddie Summers, 121 yds
- 11/7/70 at Duke (W 28-14) - Larry Hopkins, 103 yds/Ken Garrett, 141 yds
- 9/18/71 at Virginia Tech (L 20-9) - Larry Russell, 149 yds/Larry Hopkins, 109 yds
- 10/2/71 at Maryland (W 18-14) - Larry Hopkins, 125 yds/Gary Johnson, 130 yds
- 10/9/71 at NC State (L 14-21) - Larry Hopkins, 180 yds/Ken Garrett, 117 yds
- 10/16/71 vs. Tulsa (W 51-21) - Larry Hopkins, 230 yds/Ken Garrett, 159 yds
- 11/6/71 vs. William & Mary (W 36-29) - Larry Russell, 128 yds/Larry Hopkins 104 yds
- 10/6/84 at Richmond (W 29-16) - Michael Ramseur, 116 yds/Topper Clemons, 182 yds
- 9/27/86 at Army (W 49-14) - Darryl McGill, 114 yds/Chip Rives, 122 yds
- 9/10/88 vs. Illinois State (W 35-0) - Tony Rogers, 108 yds/Mark Young, 118 yds
- 11/19/88 vs. Appalachian St. (L 10-15) - Anthony Williams, 139 yds/Mark Young, 122 yds
- 10/25/97 vs. Duke (W 38-24) - Morgan Kane, 146 yds/Herman Lewis, 160 yds
- 9/17/05 vs. East Carolina (W, 44-34) - Chris Barclay, 210 yds/Micah Andrews, 142 yds
- 9/22/12 vs. Army (W 49-37) - Josh Harris, 129 yds/Deandre Martin, 115 yds
- 11/11/17 at Syracuse (W 64-41) - Matt Colburn, 129 yds/John Wolford, 136 yds
- 9/13/18 vs. Boston College (L 34-41) - Matt Colburn II, 237 yds/Cade Carney, 116 yds
- 11/23/19 vs. Duke (W 39-27) - Jamie Newman 144 yds/Kenneth Walker, III 113 yds
- 10/2/20 vs. Campbell (W 66-14) - Christian Beal-Smith 130 yds/Kenneth Walker, III 107 yds

GAMES WITH TWO 100-YARD RECEIVERS (18)

- 10/5/68 at Minnesota (L 24-19) - Rick White, 102 yds/Ron Jurewicz, 101 yds
- 11/27/82 vs. Clemson (Tokyo) (L 21-17) - David Richmond, 120 yds/Tim Ryan, 112 yds
- 9/16/89 vs. NC State (L 27-17) - Bobby Jones, 102 yds/Steve Brown, 100 yds
- 9/28/91 at Northwestern (L 41-14) - Todd Dixon, 113 yds/John Henry Mills, 108 yds
- 10/9/93 at North Carolina (L 45-35) - Marlon Estes, 107 yds/Roger Pettus, 107 yds
- 11/23/96 at NC State (L 37-22) - Thabiti Davis, 132 yds/Desmond Clark, 110 yds
- 9/25/97 vs. NC State (W 19-18) - Desmond Clark, 134 yds/Jammie Deese, 104 yds
- 11/7/98 at NC State (L 38-27) - Jammie Deese, 167 yds/Chris McCoy, 107 yds
- 11/21/98 at Ga. Tech (L 63-35) - Jammie Deese, 141 yds/Marvin Chalmers, 121 yds
- 9/26/09 at Boston College (L 27-24 OT) - Marshall Williams, 180 yds/Devon Brown, 101 yds
- 9/14/13 vs. ULM (L 21-20) - Michael Campanaro, 177 yds/Orville Reynolds, 101 yds
- 10/28/17 vs. Louisville (W 42-32) - Greg Dortch, 176 yds/Scotty Washington, 133 yds
- 12/29/17 vs. Texas A&M (W 55-52) - Scotty Washington, 138 yds/Cam Serigne, 112 yds
- 8/30/18 at Tulane (W 23-17 OT) - Sage Surratt, 150 yds/Greg Dortch, 149 yds
- 9/21/19 vs. Elon (W 49-7) - Scotty Washington, 141 yds/Sage Surratt, 112 yds
- 10/12/19 vs. Louisville (L 62-59) - Sage Surratt, 196 yds/Kendall Hinton, 134 yds
- 11/14/20 at North Carolina (L 59-53) - Donavon Greene, 170 yds/Jaquarii Roberson, 167 yds
- 12/30/20 vs. Wisconsin (L 42-28) - Jaquarii Roberson, 131 yds/Donavon Greene, 122 yds
- 10/2/21 vs. Louisville (W 37-34) - Jaquarii Roberson, 135 yds/Taylor Morrin, 122 yds
- 10/9/21 at Syracuse (W 40-37 - OT) - AT Perry, 137 yds/Jaquarii Roberson, 135 yds
- 10/23/21 at Army (W 70-56) - Jaquarii Roberson, 157 yds/AT Perry, 146 yds
- 11/6/21 at North Carolina (L 55-58) - AT Perry, 129 yds/Jaquarii Roberson, 111 yds

GAMES WITH THREE 100-YARD RECEIVERS (2)

- 10/17/81 vs. Maryland (L 45-33) - Tommy Gregg, 161 yds/Phil Denfield, 113 yds/Kenny Duckett, 101 yds
- 11/11/17 at Syracuse (W 64-41) - Tabari Hines, 124 yds/Cam Serigne, 119 yds/Scotty Washington, 113 yds

GAMES WITH THREE 100-YARD RUSHERS (2)

- 11/7/70 vs. Duke (W 28-14) - Ken Garrett, 141 yds/Larry Russell, 106 yds/Larry Hopkins, 103 yds.
- 11/13/71 vs. Duke (W 23-7) - Ken Garrett, 131 yds/Larry Russell 112 yds/Larry Hopkins, 103 yds.

GAMES WITH A 100-YARD RUSHER/100-YARD RECEIVER (31)

- 10/22/49 vs. William & Mary (W 55-28) - "Nub" Smith, 246 rush/Red O'Quinn, 116 rec
- 11/10/56 vs. Virginia Tech (T 13-13) - Bill Barnes, 103 rush/Dick Daniels, 124 rec
- 10/23/65 vs. North Carolina (W, 12-10) - Andy Heck, 118 rush/Ken Henry, 103 rec
- 10/18/69 at Clemson (L 28-14) - Larry Russell, 216 rush/Gary Winrow, 109 rec
- 11/18/78 at South Carolina (L 37-14) - James McDougald, 103 rush/Mike Mullen, 100 rec
- 9/15/79 at Georgia (W 22-21) - James McDougald, 189 rush/Wayne Baumgardner, 100 rec
- 10/6/79 at Virginia Tech (W 19-14) - James McDougald, 125 rush/Wayne Baumgardner, 151 rec
- 10/27/79 vs. Auburn (W 42-38) - James McDougald, 147 rush/Wayne Baumgardner, 159 rec
- 11/17/79 at South Carolina (L 35-14) - James McDougald, 122 rush/Wayne Baumgardner, 122 rec
- 11/6/82 at Duke (L 46-26) - Topper Clemons, 122 rush/Phil Denfield, 111 rec
- 10/1/83 vs. NC State (L 38-15) - Michael Ramseur, 118 rush/Dexter Hawkins, 115 rec
- 9/21/85 vs. NC State (L 20-17) - Michael Ramseur, 112 rush/Michael Ramseur, 106 rec
- 9/6/86 vs. Appalachian State (W 21-13) - Darryl McGill, 110 rush/David Chambers, 154 rec
- 11/8/86 at Duke (L 38-36) - Darryl McGill, 164 rush/James Brim, 185 rec
- 10/7/89 at North Carolina (W 17-16) - Anthony Williams, 132 rush/Ricky Proehl, 119 rec
- 12/31/92 vs. Oregon (W 39-35) - John Leach 116 rush/Todd Dixon 166 rec
- 9/26/98 at Clemson (W 29-19) - Morgan Kane, 113 rush/Desmond Clark, 110 rec
- 10/2/99 vs. Rutgers (W 17-10) - Morgan Kane, 120 rush/Jammie Deese, 106 rec
- 10/14/00 at Georgia Tech (L 52-20) - Tarence Williams, 110 rush/Fabian Davis, 125 rec
- 11/18/00 at Navy (W 49-26) - Chris McCoy 196 rush/Fabian Davis, 194 rec
- 11/3/01 at Virginia (W 34-30) - Fred Staton, 151 rush/Jason Anderson, 150 rec
- 11/8/03 at North Carolina (L 42-34) - Chris Barclay, 160 rush/Jason Anderson, 147 rec
- 9/4/04 at Clemson (L 37-30, 2ot) - Chris Barclay, 179 rush/Jason Anderson, 139 rec
- 9/11/04 at East Carolina (W 31-17) - Cory Randolph, 107 rush/Nate Morton, 142 rec
- 11/12/05 vs. Miami (L 47-17) - Chris Barclay, 108 rush/Chris Davis, 104 rec
- 10/20/07 at Navy (W 44-24) - Josh Adams, 131 rush/Kenneth Moore, 181 rec
- 10/8/11 vs. Florida State (W 35-30) - Josh Harris, 136 rush/Chris Givens, 101 rec
- 11/19/11 vs. Maryland (W 31-10) - Brandon Pendergrass, 125 rush/Chris Givens, 191 rec
- 9/16/17 vs. Utah State (W 46-10) - Arkeem Byrd, 120 rush/Tabari Hines, 129 rec
- 11/4/17 at Notre Dame (L 48-37) - Matt Colburn II, 120 rush/Alex Bachman 116 rec
- 10/27/18 at Louisville (W 56-35) - Matt Colburn II, 243 rush/Greg Dortch, 136 rec
- 8/30/19 vs. Utah State (W 38-35) - Cade Carney, 105 rush/Sage Surratt, 158 rec
- 9/6/19 at Rice (W 41-21) - Kenneth Walker, III, 125 rush/Scotty Washington, 158 rec
- 11/23/19 vs. Duke (W 39-27) - Jamie Newman, 144 rush; Kenneth Walker, III 113 rush

GAMES WITH TWO 100-YARD RUSHERS/ONE 100-YARD RECEIVER (2)

- 9/10/88 vs. Illinois St. (W 35-0) - Tony Rogers, 108 rush/Mark Young, 118 rush/Ricky Proehl, 109 rec.
- 9/22/12 vs. Army (W 49-37) - J. Harris, 129 rush/D. Martin 115 rush/M. Campanaro 153 rec.

GAMES WITH TWO 100-YARD RECEIVERS/ONE 100-YARD RUSHER (3)

- 12/29/17 vs. Texas A&M (W 55-52) - Scotty Washington, 138 rec/Cam Serigne, 112 rec/Matt Colburn II, 150 rush
- 10/12/19 vs. Louisville (L 62-59) - Christian Beal-Smith, 123 rush/Sage Surratt 196 rec; Kendall Hinton, 134 rec
- 11/14/20 at North Carolina (L 59-53) - Christian Beal-Smith, 120 rush/Donavon Greene 170 rec; Jaquarii Roberson, 167 rec

RECEIVING

SINGLE GAME RECEPTIONS

1. Michael Campanaro vs. ULM (9/14/13)* .. 16
- Michael Campanaro vs. BC (11/3/12)* .. 16
3. James Brim at NC State (9/20/86) 15
- Marlon Estes vs. NC State (11/18/95) 15
- Kenneth Moore at Boston College (9/1/07)..... 15
- Kenneth Moore at Navy (10/20/07) 15
7. John Henry Mills at Duke (11/3/90) 14
8. Marlon Estes at Duke (10/28/95) 13
- Desmond Clark vs. Duke (11/16/96) 13
- Michael Campanaro vs. UNC (9/8/12) 13
- Kendall Hinton vs. Louisville (10/12/19) .. 13

* - Tied for ACC Record

SINGLE GAME RECEIVING YARDS

1. Wayne Baumgardner at S. Carolina (11/15/80) .. 271
2. John Henry Mills at Duke (11/3/90) 230
3. Sage Surratt vs. Louisville (10/12/19) ... 196
4. James Brim at NC State (9/20/86) 194
- Fabian Davis at Navy (11/18/00) 194
6. Chris Givens vs. Maryland (11/19/11) ... 191
7. Kendall Hinton vs. Duke (11/23/19) 189
8. James Brim at Duke (11/8/86) 185
- Ricky Proehl vs. Duke (11/4/89) 185
10. Kenneth Moore at Navy (10/20/07) 181
11. Marshall Williams at BC (9/26/09) 180
12. Maron Estes vs. NC State (11/18/95) 178

MOST TOUCHDOWN RECEPTIONS

- Game: 4, Greg Dortch vs. Louisville (10/28/17)
4, Greg Dortch vs. Rice (9/29/18)
3, 13 times:
- Herb Cline at G. Washington (11/20/41)
 - Red O'Quinn vs. William & Mary (10/22/49)
 - John Zeglinski at So. Carolina (11/15/75)
 - Kenny Duckett vs. Maryland (10/17/81)
 - Todd Dixon at Duke (11/7/92)
 - Marlon Estes vs. NC State (11/18/95)
 - Michael Campanaro vs. Boston College (11/3/12)
 - Cam Serigne at Syracuse (11/11/17)
 - Tabari Hines vs. NC State (11/18/17)
 - Sage Surratt vs. Louisville (10/12/19)
 - Jaquarii Roberson vs. Wisconsin (12/30/20)
 - A.T. Perry at Syracuse (10/9/21)
 - Jaquarii Roberson at Army (10/23/21)
 - A.T. Perry vs. Syracuse (11/19/22)

SINGLE GAME YARDS PER RECEPTION (MIN. 100 YDS)

1. Todd Dixon (Western Carolina, 1991) 61.0 (2/122)
2. Jason Anderson (Oregon, 2002) 52.3 (3/157)
3. Kai Snead (Georgia Tech, 1996) ... 51.0 (2/102)
4. Bobby Jones (Navy, 1991) 50.0 (2/100)
5. A.T. Perry (Syracuse, 2021) 45.7 (3/137)
6. Chris Givens (Duke, 2010) 39.8 (4/159)

MOST 100-YARD RECEIVING GAMES

- Season: 8, Wayne Baumgardner, 1979
7, Chris Givens, 2011
7, AT Perry, 2021
- Career: 12, Ricky Proehl (1986-89)
12, A.T. Perry (2018-22)

MOST 150-YARD RECEIVING GAMES

- Season: 4, Sage Surratt, 2019
Career: 5, Sage Surratt (2018-19)

MOST CONSECUTIVE 100-YARD GAMES

- 4 by AT Perry (2021)
4 by Jaquarii Reberson (2020)
4 by Chris Givens (2011)
4 by Wayne Baumgardner (1979)
3 by Ricky Proehl (1989)
3 by Jammie Deese (1998)

CONSECUTIVE GAMES WITH A RECEPTION

1. Jammie Deese (9/21/96-career) 42
2. Wayne Baumgardner (9/30/78-10/3/81) 38
3. Cam Serigne (8/28/14-8/31/17) 37
4. Todd Dixon (11/17/90-career) 35
5. Desmond Clark (10/28/96-11/14/98) 33
- Ricky Proehl (9/12/87-career) 33

SEASON RECEPTIONS

1. Kenneth Moore (2007) 98
2. Greg Dortch (2018) 89
3. Chris Givens (2011) 83



Michael Campanaro

CAREER RECEPTION LEADERS

	Years	Rec.	Yards	Avg.	TD
1. Michael Campanaro	2010-13	229	2,506	10.9	14
2. Desmond Clark	1995-98	216	2,834	13.1	20
3. Ricky Proehl	1986-89	188	2,949	15.7	25
4. Jammie Deese	1996-99	184	2,348	12.8	11
5. Cam Serigne	2014-17	174	2,075	11.9	21
6. A.T. Perry	2018-22	171	2,662	15.6	28
7. Chris Givens	2009-11	163	2,473	15.2	21
8. Thabiti Davis	1994-97	161	1,865	11.6	12
9. James Brim	1983-86	153	2,040	13.3	12
10. John Henry Mills	1988-92	142	1,652	11.6	6
Greg Dortch	2017-18	142	1,800	12.7	17
12. Wayne Baumgardner	1978-81	141	2,431	17.2	13
13. Kenneth Moore	2004-07	139	1,458	10.5	7
14. Todd Dixon	1990-93	134	2,300	17.2	22
15. Red O'Quinn	1946-49	124	1,895	15.3	21
16. Tabari Hines	2015-17	123	1,496	12.2	13
17. Taylor Morin	2019-Pres.	122	1,601	13.1	17
Steve Brown	1987-90	122	1,678	13.8	3
19. Nate Morton	2004-07	117	1,650	14.1	7
20. Jason Anderson	2001-04	115	2,066	18.0	15
21. Tim Ryan	1980-83	111	1,591	14.3	10

4. A.T. Perry (2022) 81
- D.J. Boldin (2008) 81
6. Michael Campanaro (2012) 79
- Kendall Hinton (2019) 73
8. Desmond Clark (1997) 72
9. A.T. Perry (2021) 71
- Jaquarii Roberson (2021) 71
11. Marlon Estes (1995) 68
- Jammie Deese (1998) 68
13. Michael Campanaro (2013) 67

SEASON RECEIVING YARDS

1. Chris Givens (2011) 1,330
2. A.T. Perry (2021) 1,293
3. A.T. Perry (2022) 1,096
4. Jaquarii Roberson (2021) 1,078
- Greg Dortch (2018) 1,078
6. Ricky Proehl (1989) 1,053
7. Kenneth Moore (2007) 1,011
8. Sage Surratt (2019) 1,001
- Kendall Hinton (2019) 1,001
10. Wayne Baumgardner (1979) 1,000
11. Desmond Clark (1997) 950
12. James Brim (1986) 930
13. Jaquarii Roberson (2020) 926

SEASON TOUCHDOWN RECEPTIONS

1. AT Perry (2021) 15
2. Kenny Duckett (1980) 12
3. A.T. Perry (2022) 11
- Sage Surratt (2019) 11
- Ricky Proehl (1989) 11
6. Jahmal Banks (2022) 9
- Taylor Morin (2022) 9
- Greg Dortch (2017) 9
- Cam Serigne (2017) 9
- Marlon Estes (1995) 9
- Chris Givens (2011) 9
12. Jaquarii Roberson (2021) 8
- Jaquarii Roberson (2020) 8
- Greg Dortch (2018) 8
- Chris Givens (2009) 8
- Ricky Proehl (1988) 8
- Desmond Clark (1998) 8
- Wayne Baumgardner (1979) 8
- John Zeglinski (1975) 8

SEASON AVERAGE PER RECEPTION (MIN. 25 REC)

1. Donavon Greene (2020) 20.1 (29/582)
2. Todd Dixon (1991) 19.9 (35/695)
3. Wayne Baumgardner (1980) .. 18.6 (41/764)
4. Bobby Allen (1959) 18.5 (25/462)
5. A.T. Perry (2021) 18.2 (71/1,293)
6. Wayne Baumgardner (1979) .. 18.2 (55/1,000)
7. Fabian Davis (2000) 18.1 (33/596)
8. Donavon Greene (2022) 17.35 (37/642)
9. Scotty Washington (2019) 17.3 (35/607)
10. Jason Anderson (2003) 17.1 (44/751)

11. David Richmond (1983) 17.04 (27/460)
12. Roger Pettus (1993) 17.00 (30/510)

CAREER RECEIVING YARDS

1. Ricky Proehl (1986-89) 2,949
2. Desmond Clark (1995-98) 2,834
3. A.T. Perry (2018-22) 2,662
4. Michael Campanaro (2010-13) 2,506
5. Chris Givens (2009-11) 2,473
6. Wayne Baumgardner (1978-81) 2,431
7. Jammie Deese (1996-99) 2,348
8. Todd Dixon (1990-93) 2,300
9. Jaquarii Roberson (2017-21) 2,158
10. Cam Serigne (2014-17) 2,075
11. Jason Anderson (2001-04) 2,066
12. James Brim (1983-86) 2,040

CAREER RECEIVING TOUCHDOWNS

1. A.T. Perry (2018-22) 28
2. Ricky Proehl (1986-89) 25
3. Todd Dixon (1990-93) 22
4. Cam Serigne (2014-17) 21
- Red O'Quinn (1946-49) 21
- Chris Givens (2009-11) 21
7. Desmond Clark (1995-98) 20
8. Kenny Duckett (1978-81) 19
9. Taylor Morin (2019-Pres.) 17
- Greg Dortch (2017-18) 17
- Jaquarii Roberson (2017-21) 17
12. Jason Anderson (2001-04) 15
- Sage Surratt (2018-19) 15

CAREER AVG. PER RECEPTION (MIN. 75 REC.)

1. Donavon Greene (2019-Pres.) .. 18.6 (79/1,473)
2. Jason Anderson (2001-04) 18.0 (115/2,066)
3. Wayne Baumgardner (1978-81) 17.24 (141/2,431)
4. Todd Dixon (1990-93) 17.16 (134/2,300)
5. Ricky Proehl (1986-89) 15.7 (188/2,949)
6. A.T. Perry (2018-Pres.) 15.6 (171/2,662)
7. Fabian Davis (1999-02) 15.6 (100/1,557)
8. Red O'Quinn (1946-49) ... 15.28 (124/1,895)
9. Scotty Washington (2016-19) 15.24 (110/1,676)
10. Chris Givens (2009-11) 15.172 (163/2,473)
11. Sage Surratt (2018-19) ... 14.8 (107/1,582)
12. Jaquarii Roberson (2017-21) ... 14.8 (146/2,158)
13. Bill Millner (1973-76) 14.37 (75 of 1078)

SINGLE GAME RECEPTIONS BY A RUNNING BACK

- 11 Michael Ramseur vs. NC State, 1985

SEASON RECEPTIONS (RUNNING BACKS)

1. Michael Ramseur (1985) 54
2. Albert Kirby (1979) 48
3. John Leach (1993) 41
4. Morgan Kane (1997) 39
5. Josh Adams (2007) 34

SEASON RECEIVING YARDS (RUNNING BACKS)

RECEIVING/SCORING

1. Ron Jurewicz (1969) 451
2. Michael Ramseur (1985) 450
3. Morgan Kane (1997) 350
4. John Leach (1993) 340
5. Albert Kirby (1979) 329

MOST TOUCHDOWN RECEPTIONS BY A RUNNING BACK

- Game:** 2, ... Tommy Bohanon vs. Duke (9/29/12)
 ... Tommy Bohanon vs. Clemson (10/25/12)
 ... Donnie Frederick vs. Virginia (10/28/61)
 ... Jim Dalrymple vs. Maryland (9/20/58)
- Season:** 5, John Parham, 1955
 Tommy Bohanon, 2012
- Career:** 7, Tommy Bohanon, 2009-12

CAREER RECEPTIONS (RUNNING BACKS)

1. Michael Ramseur (1982-85) 109
2. John Leach (1990-93) 107
3. Dan Dougherty (1980-83) 93
4. Morgan Kane (1996-99) 91
5. Josh Adams (2007-10) 85

CAREER RECEIVING YARDS (RUNNING BACKS)

1. John Leach (1990-93) 986
2. Michael Ramseur (1982-85) 825
3. Morgan Kane (1996-99) 731
4. Ron Jurewicz (1967-69) 699
5. Joe Carazo (1963-65) 625

SINGLE GAME RECEPTIONS BY A TIGHT END

- 14 John Henry Mills vs. Duke, 1990

SEASON RECEPTIONS (TIGHT ENDS)

1. Cam Serigne (2014) 54
2. John Henry Mills (1991) 51
- Phil Denfeld (1981) 51
- Steve Young (1977) 51
5. Cam Serigne (2015) 46
- John Henry Mills (1990) 46

SEASON RECEIVING YARDS (TIGHT ENDS)

1. John Henry Mills (1990) 623
2. Cam Serigne (2015) 562
3. John Henry Mills (1991) 559
4. Cam Serigne (2017) 556
5. Cam Serigne (2014) 531

CAREER RECEPTIONS (TIGHT ENDS)

1. Cam Serigne (2014-17) 174
2. John Henry Mills (1989-92) 142
3. Steve Young (1974-77) 108
4. Phil Denfeld (1980-82) 100
5. Mike Mullen (1978-81) 78

CAREER RECEIVING YARDS (TIGHT ENDS)


1. Cam Serigne (2014-17) 2,075
2. John Henry Mills (1989-92) 1,652
3. Steve Young (1974-77) 1,173
4. Phil Denfeld (1980-82) 963
5. Mike Mullen (1978-81) 887

MOST TOUCHDOWN RECEPTIONS BY A TIGHT END

- Game:** 3, Cam Serigne at Syracuse (11/11/17)
 3, Jack Freudenthal vs. NC State (11/2/19)
- Season:** 9, Cam Serigne, 2017
- Career:** 21, Cam Serigne, 2014-17

MOST CONSECUTIVE GAMES WITH A TOUCHDOWN CATCH

- Game:** 8, Sage Surratt, 2018-19 (last 2 of 2018, 1st 6 of 2019)
 6, Desmond Clark, 1998 (Navy thru UNC)



Nick Sciba

CAREER SCORING LEADERS

	Years	TDs	FGs	2PTs	PATs	Points
1. Nick Sciba	2018-21	0	80	0	193	433
2. Sam Swank	2005-08	0	71	0	124	337
2. Mike Weaver	2014-17	0	68	0	123	327
4. Jimmy Newman	2009-12	0	42	0	121	247
5. Chris Barclay	2002-05	40	0	0	0	240
6. Wilson Hoyle	1986-89	0	37	0	119	230
7. Matthew Burdick	1996-99	0	46	0	79	217
8. Michael Ramseur	1982-85	32	0	1	0	194
9. James McDougald	1976-79	32	0	0	0	192
10. Larry Russell	1969-71	29	0	3	0	180
11. Ricky Proehl	1986-89	29	0	0	0	174
12. A.T. Perry	2018-22	28	0	0	0	168
13. Mike Green	1990-93	0	33	0	54	153
14. Phil Denfeld	1979-82	4	22	0	61	151
15. Matt Wisnosky	2002-04	0	25	0	75	150
16. Todd Dixon	1990-93	24	0	1	0	146
17. Chris Givens	2009-11	24	0	0	0	144
18. Brian Piccolo	1962-64	21	1	11	0	140
19. Josh Adams	2007-10	23	0	0	0	138
20. Tarence Williams	1999-02	22	0	1	0	134

SINGLE GAME TOUCHDOWNS SCORED

1. Joe Duncavage vs. Camp Davis (9/20/1941) 5
2. John Polanski at Davidson (11/30/39) 4
- Red Cochran vs. South Carolina (11/26/42) 4
- Fred Grant at NC State (10/16/43) 4
- Larry Russell vs. Davidson (9/11/71) 4
- Larry Russell vs. William & Mary (11/6/71) 4
- James McDougald vs. Auburn (10/27/79) 4
- Michael Ramseur at Maryland (10/16/82) 4
- Michael Ramseur at Richmond (9/24/83) 4
- Ovie Mughelli at Northern Illinois (8/29/03) 4
- Chris Barclay vs. East Carolina (9/17/05) .. 4
- Greg Dortch vs. Louisville (10/28/17) 4
- Greg Dortch vs. Rice (9/29/18) 4

SINGLE GAME POINTS SCORED

- 31 Joe Duncavage vs. Camp Davis (9/20/1941)
 (5 touchdowns, 1 PAT)
- 28 John Polanski vs. Davidson (11/30/1939)
 (4 touchdowns, 4 PATs)

SEASON POINTS SCORED

1. Nick Sciba (2021) 134
2. Nick Sciba (2019) 119
3. Mike Weaver (2017) 115
4. Brian Piccolo (1964) 111
5. Nick Sciba (2018) 107
6. Sam Swank (2006) 102
7. Sam Swank (2007) 98
8. Larry Russell (1971) 94
9. Mike Weaver (2016) 91
- John Polanski (1939) 91
11. Jimmy Newman (2011) 90

SEASON TOUCHDOWNS SCORED

1. Brian Piccolo (1964) 17
2. **AT Perry (2021)** 15
- Larry Russell (1971) 15
4. John Polanski (1939) 14
5. Rock Brinkley (1944) 13
- James McDougald (1979) 13
- Kenneth Walker III (2020) 13
8. Kenny Duckett (1980) 12
- Chip Rives (1986) 12
- Morgan Kane (1999) 12
- Ovie Mughelli (2002) 12
- Chris Barclay (2003) 12
- Josh Adams (2007) 12

CAREER TOUCHDOWNS SCORED

1. Chris Barclay (2002-05) 40
2. James McDougald (1976-79) 32
- Michael Ramseur (1982-85) 32
4. Larry Russell (1969-71) 29
- Ricky Proehl (1986-89) 29
6. A.T. Perry (2018-22) 28
7. Rock Brinkley (1944-46) 25
8. Todd Dixon (1990-93) 24
- Chris Givens (2009-11) 24
10. Josh Adams (2007-10) 23
11. Red O'Quinn (1964-49) 22
- Tarence Williams (1999-02) 22

SEASON POINTS PER GAME

1. Brian Piccolo (1964) 11.1
2. Nick Sciba (2021) 9.6
3. Nick Sciba (2019) 9.2
4. John Polanski (1939) 9.1
- Nick Sciba (2020) 9.1
6. Mike Weaver (2017) 8.9
7. Rock Brinkley (1944) 8.7
8. Larry Russell (1971) 8.6
9. Nick Sciba (2018) 8.2
10. Sam Swank (2005) 7.8
11. Sam Swank (2007) 7.5
12. Sam Swank (2006) 7.3
- Sam Swank (2008) 7.3

CAREER POINTS PER GAME

1. Nick Sciba (2018-21) 8.8
2. Sam Swank (2005-08) 7.5
2. Mike Weaver (2014-17) 6.5
3. Matt Burdick (1996-99) 5.6
4. Greg Dortch (2017-18) 5.7
5. Larry Russell (1969-71) 5.6
6. Jimmy Newman (2009-12) 5.3
7. Wilson Hoyle (1986-89) 5.2
8. Chris Barclay (2002-05) 5.2
9. Freddie Summers (1967-68) 5.1
10. Matt Wisnosky (2002-04) 5.0

TOTAL OFFENSE / ALL-PURPOSE YARDS

TOTAL OFFENSE

SINGLE GAME TOTAL OFFENSE PLAYS

1. Rusty LaRue at Duke (10/28/95)	82
2. Rusty LaRue vs. NC State (11/18/95)	74
3. Rusty LaRue vs. Georgia Tech (11/4/95)	72
4. Gary Schofield vs. Maryland (10/17/81)	71
5. Ben Sankey vs. Duke (11/13/99)	69
6. Gary Schofield at Maryland (10/16/82)	68
Brian Kuklick at NC State (11/23/96)	68
Kendall Hinton vs. Indiana (9/26/15)	68
Jamie Newman vs. Utah State (8/30/19)	68
10. John Wolford vs. Texas A&M (12/29/17)	64
Sam Hartman at Tulane (8/30/18)	64
Sam Hartman vs. Boston College (9/13/18)	64

MOST TOTAL OFFENSE PLAYS, HALF

57 Rusty LaRue at Duke (10/28/95) [56 pass, 1 rush]
52 Rusty LaRue vs. NC State (11/18/95) (46 pass, 6 rush)

SINGLE GAME TOTAL OFFENSE YARDS (RUSH/PASS)

1. Rusty LaRue vs. NC State (11/18/95)	554 (9/545)
2. Rusty LaRue vs. Georgia Tech (11/4/95)	514 (13/501)
3. John Wolford vs. Syracuse (11/11/17)	499 (136/363)
4. Sam Hartman at Army (10/13/21)	480 (22/458)
5. Sam Hartman at North Carolina (11/6/21)	476 (78/398)
6. John Wolford vs. Louisville (10/28/17)	475 (14/461)
7. John Wolford vs. Texas A&M (12/29/17)	468 (68/400)
8. Rusty LaRue at Duke (10/28/95)	464 (-14/478)
9. Sam Hartman vs. Duke (10/30/21)	463 (61/402)
10. Cory Randolph at East Carolina (9/11/04)	451 (107/344)
11. Gary Schofield vs. Maryland (10/17/81)	443 (-61/504)
12. Sam Hartman at Tulane (8/30/18)	442 (64/378)
13. Jamie Newman vs. Utah State (8/30/19)	437 (36/401)
14. Sam Hartman at North Carolina (11/14/20)	431 (2/429)
15. Mike Elkins at NC State (9/20/86)	429 (0/429)

SEASON TOTAL OFFENSE PLAYS

1. Sam Hartman (2021)	625
2. Jamie Newman (2019)	541
3. Sam Hartman (2022)	530
4. John Wolford (2017)	514
5. Rusty LaRue (1995)	505
6. Tanner Price (2013)	501
7. Tanner Price (2011)	500
8. Tanner Price (2012)	487
9. Jay Venuto (1980)	480
10. Brian Kuklick (1996)	476
11. Brian Kuklick (1998)	474
12. John Wolford (2014)	471

SEASON TOTAL OFFENSE YARDS

1. Sam Hartman (2021)	4,591 (363 r, 4,228 p)
2. John Wolford (2017)	3,875 (683 r, 3,192 p)
3. Sam Hartman (2022)	3,830 (129 r, 3,701 p)
4. Jamie Newman (2019)	3,442 (574 r, 2,868 p)
5. Riley Skinner (2009)	3,216 (56 r, 3,160 p)
6. Tanner Price (2011)	2,964 (-53 r, 3,017 p)
7. Phil Barnhill (1989)	2,820 (366 r, 2,454 p)
8. Rusty LaRue (1995)	2,801 (26 r, 2,775 p)
9. Brian Kuklick (1998)	2,574 (-109 r, 2,683 p)
10. Riley Skinner (2008)	2,491 (144 r, 2,347 p)
11. Jay Venuto (1979)	2,485 (53 r, 2,432 p)
12. Tanner Price (2013)	2,472 (239 r, 2,233 p)

SEASON TOUCHDOWNS RESPONSIBLE FOR

1. Sam Hartman (2021)	50
2. Sam Hartman (2022)	39
John Wolford (2017)	39
4. Jamie Newman (2019)	32
5. Riley Skinner (2009)	28
6. Jay Venuto (1980)	22
7. Tanner Price (2011)	21
8. Phillip Barnhill (1989)	20
9. Gary Schofield (1981)	19
10. Tanner Price (2013)	18
Sam Hartman (2018)	18
12. Six times, last...	
Brian Kuklick (1998)	17

SEASON YARDS PER PLAY

1. John Wolford (2017)	7.54
2. Sam Hartman (2021)	7.35
3. Sam Hartman (2022)	7.23
4. Mike Elkins (1988)	6.95
5. James MacPherson (2002)	6.92
6. Riley Skinner (2009)	6.84
7. Ken Garrett (1971)	6.65
8. Jamie Newman (2018)	6.49
9. Cory Randolph (2003)	6.40
10. Keith West (1990)	6.38
11. Jamie Newman (2019)	6.36
12. Riley Skinner (2006)	6.35
13. Dickie Davis (1951)	6.27

SEASON YARDS PER GAME

1. Sam Hartman (2021)	327.9
2. John Wolford (2017)	322.9
3. Sam Hartman (2022)	319.2
4. Jamie Newman (2019)	286.8
5. Riley Skinner (2009)	268.0
6. Phillip Barnhill (1989)	256.4



Sam Hartman

CAREER TOTAL OFFENSE LEADERS

	Rushing	Passing	Total Yards
1. Sam Hartman (2018-22)	855	12,967	13,822
2. Riley Skinner (2006-09)	161	9,762	9,923
3. John Wolford (2014-17)	1,120	8,794	9,914
4. Tanner Price (2010-13)	280	8,899	9,179
5. Brian Kuklick (1994-98)	-179	8,017	7,838
6. Mike Elkins (1985-88)	-134	7,304	7,170
7. Gary Schofield (1981-83)	-421	7,205	6,784
8. Rusty LaRue (1992-95)	-8	5,016	5,008
9. James MacPherson (1999-02)	231	4,716	4,947
10. Jay Venuto (1979-80)	-141	5,056	4,915
11. Jamie Newman (2017-19)	826	3,959	4,785
12. Cory Randolph (2002-05)	743	3,899	4,642
13. Keith West (1989-92)	-148	4,748	4,600
14. Phil Barnhill (1987-90)	478	3,931	4,409
15. Chris Barclay (2002-05)	4,032	0	4,032
16. Norman Sneed (1958-60)	-54	4,040	3,986
17. James McDougald (1976-79)	3,811	12	3,823
18. Larry Russell (1969-71)	1,923	1,755	3,678
19. Mike McGlamry (1974-77)	-83	3,684	3,601
20. Freddie Summers (1967-68)	949	2,573	3,522



Chris Barclay

CAREER ALL-PURPOSE YARDS LEADERS

	Rush	Rec	PR	KOR	Yards
1. Chris Barclay (2002-05)	4,032	381	0	0	4,930
2. James McDougald (1976-79)	3,811	461	0	0	4,272
3. Michael Rameur (1982-85)	3,325	525	-5	73	4,218
4. John Leach (1990-93)	2,246	974	9	938	4,167
5. Anthony Williams (1988-91)	2,203	74	0	1,762	4,039
6. Ricky Proehl (1986-89)	267	2,949	176	344	3,736
7. Michael Campanaro (2010-13)	238	2,506	156	828	3,728
8. Fabian Davis (1999-02)	624	1,557	722	808	3,711
9. Chris Givens (2009-11)	238	2,473	25	773	3,509
10. John Zeglinski (1974-77)	894	1,063	545	894	3,396
11. Morgan Kane (1996-99)	2,550	731	0	17	3,298
12. Kevin Marion (2004-07)	492	548	0	2,160	3,200
13. Bill Barnes (1954-56)	1,607	456	286	649	3,159
Jammie Deese (1996-99)	-7	2,348	0	818	3,159
15. Topper Clemons (1982-85)	2,379	284	0	460	3,123
16. Kenny Duckett (1977-81)	151	1,499	212	1,251	3,113
17. Todd Dixon (1990-93)	27	2,300	167	578	3,072
18. Greg Dortch (2017-18)	29	1,800	438	773	3,040
19. Mark Young (1986-88)	1,811	511	0	708	3,030
20. Darryl McGill (1984-87)	1,569	424	0	979	2,972

7. Rusty LaRue (1995)	254.6
8. Sam Hartman (2018)	251.0
9. Sam Hartman (2020)	247.0
10. Mike Elkins (1986)	244.3
11. Brian Kuklick (1997)	236.9
12. Brian Kuklick (1998)	234.0

5. Gary Schofield (1981-83)	212.0
6. John Wolford (2014-17)	210.9
7. Phillip Barnhill (1987-90)	210.0

ALL-PURPOSE YARDS

SINGLE GAME ALL-PURPOSE YARDAGE

1. John Leach vs. Maryland (11/20/93)	411
2. Chris Barclay vs. Maryland (11/29/03)	316
3. Greg Dortch vs. Towson (9/8/18)	310
4. Todd Dixon vs. Vanderbilt (9/4/93)	296
5. Micah Andrews vs. Vanderbilt (9/1/05)	287
6. Nub Smith vs. William & Mary (10/22/49)	272
7. Wayne Baumgardner at S. Carolina (11/15/80)	271
8. Chris Barclay at Duke (10/29/05)	265
Billy Ray Barnes at William & Mary (9/22/56)	265
10. Greg Dortch vs. Georgia Tech (10/21/17)	258

SEASON ALL-PURPOSE YARDAGE

1. Kenneth Moore (2007)	1,854
2. Greg Dortch (2018)	1,750
3. Fabian Davis (2002)	1,747
4. John Zeglinski (1975)	1,730
5. John Leach (1993)	1,691
6. Anthony Williams (1990)	1,606
7. Chris Barclay (2005)	1,508
8. Bill Barnes (1956)	1,491
9. Mark Young (1988)	1,444
10. Chris Givens (2011)	1,440

SEASON ALL-PURPOSE YARDAGE (PER GAME)

1. Greg Dortch (2017)	161.2
2. John Zeglinski (1975)	157.3
3. John Leach (1993)	153.7
4. Chris Barclay (2005)	150.8
5. Bill Barnes (1956)	149.1
6. Anthony Williams (1990)	146.0
7. Greg Dortch (2018)	145.8
8. Kenneth Moore (2007)	142.6
9. Fabian Davis (2002)	134.4

ALL-PURPOSE YARDS/PLACEKICKING

10. Todd Dixon (1993) 133.0

MOST PLAYS, GAME

1.	John Leach vs. Maryland (11/20/93)	51
2.	James McDougald vs. Clemson (76)	45
3.	Michael Ramseur vs. App State (82)	42
4.	James McDougald vs. Virginia (76)	40
	Chris Barclay vs. NC State (05)	40
6.	Morgan Kane vs. Georgia Tech (99)	39
	Brian Piccolo vs. Duke (64)	39
	Michael Ramseur vs. NC State, 1984	39
9.	Young vs. Appalachian St (87)	38
10.	Six tied with	36

MOST PLAYS, SEASON

1.	Morgan Kane (1999)	294
2.	James McDougald (1979)	287
3.	John Leach (1993)	269
	Michael Ramseur (1982)	269
5.	Chris Barclay (2004)	264
6.	Brian Piccolo (1964)	257
	Larry Russell (1971)	257
8.	Chris Barclay (2005)	256
9.	Josh Adams (2007)	253
	Chris Barclay (2003)	253

MOST PLAYS, CAREER

1.	James McDougald (1976-79)	941
2.	Chris Barclay (*2002-05)	931
3.	Michael Ramseur (1982-85)	868
4.	Morgan Kane (1996-99)	739
5.	Larry Russell (1969-71)	640
6.	John Leach (1990-93)	631
7.	Anthony Williams (1988-91)	606
8.	Tarence Williams (1999-02)	596
9.	Cade Carney (2016-19)	591
10.	Matt Colburn (2014-18)	580

SINGLE GAME ALL-PURPOSE YARDAGE

1.	John Leach vs. Maryland (11/20/93)	411
2.	Chris Barclay vs. Maryland (11/29/03)	316
3.	Greg Dortch vs. Towson (9/8/18)	310
4.	Todd Dixon vs. Vanderbilt (9/4/93)	296
5.	Micah Andrews vs. Vanderbilt (9/1/05)	287
6.	Nub Smith vs. William & Mary (10/22/49)	272
7.	Wayne Baumgardner at S. Carolina (11/15/80)	271
8.	Chris Barclay at Duke (10/29/05)	265
	Billy Ray Barnes at William & Mary (9/22/56)	265
10.	Greg Dortch vs. Georgia Tech (10/21/17)	258

SEASON ALL-PURPOSE YARDAGE

1.	Kenneth Moore (2007)	1,854
2.	Greg Dortch (2018)	1,750
3.	Fabian Davis (2002)	1,747
4.	John Zeglinski (1975)	1,730
5.	John Leach (1993)	1,691
6.	Anthony Williams (1990)	1,606
7.	Chris Barclay (2005)	1,508
8.	Bill Barnes (1956)	1,491
9.	Mark Young (1988)	1,444
10.	Chris Givens (2011)	1,440

SEASON ALL-PURPOSE YARDAGE (PER GAME)

1.	Greg Dortch (2017)	161.2
2.	John Zeglinski (1975)	157.3
3.	John Leach (1993)	153.7
4.	Chris Barclay (2005)	150.8
5.	Bill Barnes (1956)	149.1
6.	Anthony Williams (1990)	146.0
7.	Greg Dortch (2018)	145.8
8.	Kenneth Moore (2007)	142.6
9.	Fabian Davis (2002)	134.4
10.	Todd Dixon (1993)	133.0

CAREER ALL-PURPOSE YARDAGE

1.	Chris Barclay (2002-05)	4,930
2.	James McDougald (1976-79)	4,272
3.	Michael Ramseur (1982-85)	4,218
4.	John Leach (1990-93)	4,167
5.	Anthony Williams (1988-91)	4,039
6.	Ricky Proehl (1986-89)	3,736
7.	Michael Campanaro (2010-13)	3,728
8.	Fabian Davis (1999-02)	3,711
9.	Chris Givens (2009-11)	3,509
10.	John Zeglinski (1974-77)	3,396

CAREER ALL-PURPOSE YARDAGE (PER GAME)

1.	Greg Dortch (2017-18)	152.0
2.	Bill Barnes (1954-56)	112.8
3.	Chris Barclay (2002-05)	107.17
4.	Mark Young (1986-88)	101.0
5.	Anthony Williams (1988-91)	100.98
6.	Michael Ramseur (1982-85)	100.43
7.	Larry Hopkins (1970-71)	100.4
8.	John Leach (1990-93)	99.21
9.	Chris Givens (2009-11)	97.5
10.	James McDougald (1976-79)	97.1

PLACEKICKING

SINGLE GAME PATS MADE

10	Nick Sciba at Army (10/23/21)
8	Nick Sciba vs. Louisville (10/12/19)



Nick Sciba

LONGEST FIELD GOALS

Player	Opponent	Date	Yds	
1.	Sam Swank	at NC State	10/14/06	53
	Sam Swank	at NC State	10/14/06	53
	Matthew Burdick	Appalachian State	10/3/98	53
	Wade Tollison	Appalachian State	9/8/90	53
5.	Sam Swank	Navy	10/20/07	52
	Sam Swank	at Clemson	11/10/07	52
	Sam Swank	Liberty	9/30/06	52
	Sam Swank	Miami	11/12/05	52
9.	Chad Hedlund	Maryland	10/19/13	51
	Sam Swank	at Florida State	11/11/06	51
	Sam Swank	at NC State	10/14/06	51
	Sam Swank	at Nebraska	9/10/05	51
	Wade Tollison	Appalachian State	9/12/92	51
	Wilson Hoyle	at NC State	9/17/89	51
	Steve Schonert	at South Carolina	11/18/78	51
16.	Mike Weaver	Clemson	11/6/14	50
	Tyler Ashe	Appalachian State	8/31/00	50
	Bill Hollows	at Clemson	9/28/96	50
19.	Nick Sciba	vs. Memphis	12/22/18	49
	Wilson Hoyle	at Clemson	10/31/87	49
	Wilson Hoyle	Boston University	9/13/86	49
	Chuck Ramsey	Miami	9/25/71	49

8	Nick Sciba at Louisville (10/27/18)
8	Dave Behrmann at Vanderbilt (11/24/90)
8	Joe Bunch at Virginia (10/25/75)

SINGLE GAME FIELD GOALS MADE

5	Nick Sciba vs. Florida State (10/19/19)
5	Wilson Hoyle at North Carolina (10/10/87)
5	Mike Green vs. Maryland (10/19/91)

SINGLE GAME FIELD GOALS ATTEMPTED

7	Sam Swank vs. Florida State (9/20/08)
6	Chuck Ramsey vs. Florida State (9/15/73)
6	Mike Green vs. Maryland (10/19/91)

SINGLE GAME KICK SCORING

1.	Nick Sciba vs. Louisville (10/2/21)	16
	Nick Sciba at Virginia (9/24/21)	16
	Nick Sciba vs. Florida State (10/19/19)	16
	Mike Weaver at Syracuse (11/11/17)	16
	Wilson Hoyle at North Carolina (10/10/87)	16
	Mike Green vs. Maryland (10/19/91)	16
4.	Nick Sciba vs. Rutgers (12/31/21)	15
	Nick Sciba vs. Towson (9/8/18)	15

SEASON FIELD GOAL PERCENTAGE

Min. 10 made	.923 (12-13), Jimmy Newman (2010)
Min. 15 made	.940 (24-25), Nick Sciba (2019)
	.920 (23-25), Nick Sciba (2021)
	.864 (19-22), Nick Sciba (2018)

50-YARD FIELD GOALS MADE

Game	3	Sam Swank at NC State, 10/14/06*
Season	5	Sam Swank (2006)
Career	9	Sam Swank (2005-08)

MOST CONSECUTIVE FIELD GOALS AT START OF CAREER

10	Mike Weaver, 2014
8	Matthew Dennis, 2022

SEASON PATS MADE

1.	Nick Sciba (2021)	65
2.	Matthew Dennis (2022)	56
3.	Mike Weaver (2017)	52
4.	Nick Sciba (2018)	50
5.	Nick Sciba (2019)	47
6.	Sam Swank (2007)	44
7.	Wilson Hoyle (1986)	41

SEASON PATS ATTEMPTED

1.	Nick Sciba (2021)	65
2.	Matthew Dennis (2022)	57
3.	Mike Weaver (2017)	56
4.	Nick Sciba (2018)	50
5.	Nick Sciba (2019)	47
6.	Sam Swank (2007)	44
7.	Wilson Hoyle (1986)	42

SEASON FIELD GOALS MADE

1.	Nick Sciba (2019)	24
2.	Nick Sciba (2021)	23
	Sam Swank (2006)	23
4.	Mike Weaver (2016)	21
	Mike Weaver (2017)	21
6.	Nick Sciba (2018)	19
	Sam Swank (2005)	19

SEASON FIELD GOALS ATTEMPTED

1.	Sam Swank (2006)	31
2.	Mike Weaver (2016)	27
3.	Nick Sciba (2021)	25

Nick Sciba (2019)	25
Matt Wisnosky (2002)	25
Mike Weaver (2017)	25

CAREER PATS MADE

1.	Nick Sciba (2018-21)	128
2.	Sam Swank (2005-08)	124
3.	Mike Weaver (2014-17)	123
4.	Jimmy Newman (2009-12)	121
5.	Wilson Hoyle (1986-89)	119

CAREER PATS ATTEMPTED

1.	Nick Sciba (2018-21)	193
2.	Sam Swank (2005-08)	125
3.	Jimmy Newman (2009-12)	123
4.	Wilson Hoyle (1986-89)	121
5.	Matthew Burdick (1996-99)	82

CAREER PAT PCT. (MIN. 40 MADE)

1.	Nick Sciba (2018-21)	100.0 (193-193)
2.	Sam Swank (2005-08)	.992 (124-125)
3.	Jimmy Newman (2009-12)	.984 (121-123)
4.	Matthew Dennis (2022-Pres.)	.982 (56-57)
5.	Wilson Hoyle (1986-89)	.983 (119-121)
6.	Tyler Ashe (1998-01)	.965 (55-57)

CAREER FIELD GOALS MADE

1.	Nick Sciba (2018-21)	80
2.	Sam Swank (2005-08)	71
3.	Mike Weaver (2014-17)	68
4.	Matthew Burdick (1996-99)	46
5.	Jimmy Newman (2009-12)	42

CAREER FIELD GOALS ATTEMPTED

1.	Sam Swank (2005-08)	93
2.	Nick Sciba (2018-21)	89
	Mike Weaver (2014-17)	89
4.	Matthew Burdick (1996-99)	67
5.	Jimmy Newman (2009-12)	58

CAREER FIELD GOAL PCT. (MIN. 20 MADE)

1.	Nick Sciba (2018-21)	.899 (80-89)
2.	Mike Weaver (2014-17)	.764 (68-89)
3.	Sam Swank (2005-08)	.763 (71-93)
4.	Jimmy Newman (2009-12)	.724 (42-58)
5.	Wilson Hoyle (1986-89)	.698 (37-53)

MOST CONSECUTIVE PATS MADE

1.	Nick Sciba (8/30/18-Career)	193
1.	Sam Swank (9/1/06-11/30/08)	121
3.	Jimmy Newman (9/19/09-9/1/11)	67
4.	Wilson Hoyle (11/21/87-end of career)	60
5.	Matthew Dennis (9/1/22-12/23/22)	55
5.	Matthew Burdick (9/10/98-end of career)	50

MOST CONSECUTIVE FIELD GOALS MADE

1.	Nick Sciba (9/22/18-11/30/19)*	34
2.	Nick Sciba (10/2/20-10/30/21)	24
2.	Jimmy Newman (9/11/11-11/5/11)	14
3.	Jimmy Newman (9/2/10-9/1/11)	13
5.	Sam Swank (10/8/05-11/12/05)	11
	Mike Weaver (8/28/14-11/6/14)	10
	Mike Weaver (8/31/17-9/30/17)	10
	Matthew Burdick (10/30/99-12/25/99)	10
	Wilson Hoyle (9/12/87-10/17/87)	10

* NCAA Record

PUNTING/PUNT RETURNS/KICK RETURNS

PUNT RETURNS

MOST PUNT RETURNS, GAME

- 8 Digit Laughridge vs. S. Carolina (11/9/68)
- James Bland vs. NC State (11/1/52)

MOST PUNT RETURN YARDS, GAME

- 142 George Coghill vs Navy (11/23/91)
- 131 Greg Dortch vs. Towson (9/8/18)
- 107 Todd Dixon vs Duke (10/23/93)
- 106 Gunter Brewer vs. Boston U. (9/13/86)
- 94 Digit Laughridge vs. S. Carolina (11/9/68)

PUNT RETURN TOUCHDOWNS:

- Game: 2, Greg Dortch vs. Towson (9/8/18)
- 2, Johnny Cox, Davidson, 1927
- Season: 2, Greg Dortch, 2018
- 2, Johnny Cox, 1927
- Career: 2, Greg Dortch, 2017-18
- 2, Fabian Davis, 1999-02
- 2, George Coghill, 1989-92
- 2, Johnny Cox, 1927

MOST PUNTS RETURNED SEASON

- 1. Tom Fetzter, 1947 43
- 2. George Coghill, 1992 40
- 3. Fabian Davis, 2002 39
- 4. Kenny Moore, 2007 34
- Digit Laughridge, 1968 34

MOST PUNT RETURN YARDS SEASON

- 1. George Coghill, 1992 405
- 2. Tom Fetzter, 1947 377
- 3. Fabian Davis, 2002 363
- 4. Kenny Moore, 2007 355
- 5. Reggie Austin, 1999 329

SEASON PUNT RETURN AVERAGE (MIN. 10 PR)

- 1. George Coghill, 1990 14.5
- 2. Dickie Davis, 1949 13.0
- 3. Kenny Moore, 2006 13.0
- 4. Todd Dixon, 1993 12.8
- 5. Lovell Jackson, 2012 12.8

MOST PUNTS RETURNED CAREER

- 1. Willie Idlette (2003-06) 93
- 2. George Coghill (1989-92) 85
- 3. Digit Laughridge (1966-68) 82
- 4. Fabian Davis (1999-02) 75
- 5. John Zeglinski (1974-77) 70

MOST PUNT RETURN YARDS CAREER

- 1. George Coghill (1989-92) 1,002
- 2. Fabian Davis (1999-02) 722
- 3. Willie Idlette (2003-06) 566
- 4. Tom Fetzter (1946-48) 552
- 5. John Zeglinski (1974-77) 545

PUNT RETURN AVERAGE CAREER (MIN 15 PR)

- 1. George Coghill (1989-92) 11.8
- 2. Bill Barnes (1954-56) 11.4
- 3. Kenny Moore (2004-07) 11.0
- 4. Reggie McCummings (1982-85) 10.4
- 5. John Parham (1950-51, 53-55) 10.4

KICKOFF RETURNS

MOST KICKOFFS RETURNED GAME

- 1. Donnie Frederick vs. Duke (11/17/62) 7
- Brent Morehead vs. North Carolina (11/12/94) 7
- Lovell Jackson vs. North Carolina (10/29/11) 7

SINGLE GAME KICKOFF RETURN YARDS

- 1. Anthony Williams vs. Maryland (10/13/90) 195
- 2. Tom Lockridge vs. NC State (11/24/73) 194
- 3. John Stone vs. Duke (11/13/99) 188
- 4. Donnie Frederick vs. Duke (11/17/62) 184
- 5. Kevin Marion vs. North Carolina (10/27/07) 181

MOST KICKOFFS RETURNED FOR A TOUCHDOWN


- Season: 2, Larry Spencer, 1952
- Career: 3, John Stone (1998-01)

SEASON KICKOFF RETURNS

- 1. Anthony Williams (1989) 34
- 2. Lovell Jackson (2011) 33
- 3. John Stone (2000) 32
- 4. George Ervin (1977) 31
- 5. Donnie Frederick (1962) 29

SEASON KICKOFF RETURN YARDS

- 1. Kevin Marion (2007) 876
- 2. John Stone (2000) 789
- 3. Anthony Williams (1990) 740
- 4. Lovell Jackson (2011) 700
- 5. Michael Campanaro (2010) 679



Ryan Plackemeier

CAREER PUNTING AVERAGE LEADERS (MIN 100 PUNTS)

- | | Avg. |
|-------------------------------|-------|
| 1. Ryan Plackemeier (2002-05) | 45.3 |
| 2. Chuck Ramsey (1971-73) | 44.0 |
| 3. Dom Maggio (2016-19) | 43.7 |
| 4. Harry Newsome (1981-84) | 43.6 |
| 5. Alex Kinal (2012-15) | 41.85 |
| 6. Ivan Mora (2019-Pres.) | 41.79 |
| 7. Tripp Moore (1996-98) | 40.6 |
| 8. Sam Swank (2005-08) | 40.1 |
| 9. Martin Bailey (1985-88) | 40.0 |
| 10. Wayne Wolff (1958-60) | 39.8 |
| 11. Matt Brennie (1999-01) | 39.2 |

SEASON PUNTING AVERAGE LEADERS (MIN 30 PUNTS)

- | | Avg. |
|----------------------------|-------|
| 1. Ryan Plackemeier (2005) | 47.2 |
| 2. Dom Maggio (2019) | 46.8 |
| 3. Ryan Plackemeier (2003) | 45.6 |
| 4. Harry Newsome (1983) | 45.5 |
| 5. Chuck Ramsey (1973) | 44.8 |
| 6. Harry Newsome (1984) | 44.12 |
| 7. Dom Maggio (2017) | 44.06 |
| 8. Ivan Mora (2021) | 43.90 |
| 9. Ryan Plackemeier (2004) | 43.89 |
| 10. Alex Kinal (2015) | 43.8 |
| 11. Martin Bailey (1988) | 43.7 |

SEASON KICKOFF RETURN AVERAGE (MIN. 10)

- 1. Larry Spencer (1952) 42.2
- 2. Kevin Marion (2007) 31.3
- 3. John Stone (1999) 29.9
- 4. Bill Barnes (1956) 28.6
- 5. John Stone (2001) 26.7

CAREER KICKOFF RETURNS

- 1. Kevin Marion (2004-07) 88
- 2. Anthony Williams (1988-91) 87
- 3. John Stone (1999-01) 75
- 4. Lovell Jackson (2009-12) 64
- 5. Kenny Duckett (1977-81) 62

CAREER KICKOFF RETURN YARDS

- 1. Kevin Marion (2004-07) 2,160
- 2. John Stone (1999-01) 1,906
- 3. Anthony Williams (1988-91) 1,762
- 4. Lovell Jackson (2009-12) 1,412
- 5. Kenny Duckett (1977-81) 1,251

CAREER KICKOFF RETURN AVERAGE (MIN. 20)

- 1. Larry Spencer (1950-52) 30.6
- 2. Bill Barnes (1954-56) 27.0
- 3. John Stone (1998-01) 25.4
- 4. Kevin Marion (2004-07) 24.5
- 5. Myles Savage (1994-97) 24.33
- 6. Tom Lockridge (1973-74) 24.26

PUNTING

MOST PUNTS

- Career: 337, Alex Kinal (2012-15)**
- Season: 95, Alex Kinal (2012)^
- Game: 13, three times:
- Red Cochran at North Carolina (11/16/46)
- Chuck Ramsey vs. Maryland (10/20/73)
- Alex Kinal at FSU (9/15/12)

MOST YARDS PUNTING

- Career: 14,102, Alex Kinal (2012-15)**
- Season: 3,896, Chuck Ramsey (1973)
- Game: 601, Chuck Ramsey vs. Maryland (10/20/73)^

MOST 50-YARD PUNTS

- Game: 8, Alex Kinal vs. Boston College (10/10/15)
- Season: 30, Dom Maggio, 2019
- Career: 80, Dom Maggio, 2016-19

MOST 60-YARD PUNTS

- Season: 13, Ryan Plackemeier, 2005**

BEST PUNTING AVERAGE

- Career: 45.3 (9,957 yards, 220 punts), Ryan Plackemeier (2002-05)**
- Season: 47.2 (3,165 yards on 67 punts), Ryan Plackemeier (2005)
- Game: 57.7 (519 yards on 9 punts), Dom Maggio at Clemson (11/16/19)**
- (min. 5) 48.3 (483 yards on 10 punts), Ryan Plackemeier at Florida State (10/25/03)
- (min. 10)

MOST GAMES WITH 40-YARD AVERAGE

- Season: 11, Alex Kinal, 2014
- Career: 37, Ryan Plackemeier, 2002-05**

MOST GAMES WITH 50-YARD AVERAGE

- Season: 4, Ryan Plackemeier, 2005
- Career: 7, Ryan Plackemeier, 2002-05**

MOST PUNTS-GAME

- 1. Red Cochran at North Carolina (11/16/46) 13
- Chuck Ramsey vs. Maryland (10/20/73) 13
- Alex Kinal at FSU (9/15/12) 13
- 4. Tracy Lounsbury vs. Auburn, 1969 12
- Alex Kinal vs. NC State, Nov. 10, 2012 12
- Alex Kinal vs. Syracuse, Nov. 2, 2013 12
- Dom Maggio vs. Clemson, Oct. 6, 2018 12

MOST PUNTS-SEASON

- 1. Alex Kinal (2012)^ 95
- 2. Chuck Ramsey, 1973 87
- 3. Alex Kinal, 2013 86
- 4. Michael Mullen, 1978 82
- 5. Alex Kinal, 2014 81

MOST PUNTS-CAREER

- 1. Alex Kinal (2012-15)** 337
- 2. Dom Maggio (2016-19) 291
- 3. Ryan Plackemeier (2002-05) 220
- 4. Martin Bailey (1985-88) 217
- 5. Harry Newsome (1981-84) 213

MOST PUNT YARDS-GAME

- 1. Chuck Ramsey vs. Maryland (10/20/73) 601
- 2. Red Cochran vs. North Carolina (11/16/1946) 533
- 3. Alex Kinal at Florida State (9/15/2012) 520
- 4. Alex Kinal at NC State (11/10/12) 520
- 5. Dom Maggio at Clemson (11/16/19) 519

MOST PUNT YARDS-SEASON

- 1. Chuck Ramsey, 1973 3,896
- 2. Alex Kinal, 2012 3,867
- 3. Alex Kinal, 2014 3,535
- 4. Dom Maggio, 2019 3,464
- 5. Alex Kinal, 2013 3,414

MOST YARDS PUNTING-CAREER

- 1. Alex Kinal (2012-15) 14,102
- 2. Dom Maggio (2016-19) 12,703
- 3. Ryan Plackemeier (2002-05) 9,957
- 4. Harry Newsome (1981-84) 9,278
- 5. Chuck Ramsey (1971-73) 9,010

MOST 50-YARD PUNTS-GAME

- 1. Alex Kinal vs. Boston College (10/10/15) 8
- Dom Maggio vs. Clemson (11/16/19) 8
- 3. Alex Kinal at ULM (8/28/14) 5
- Dom Maggio at Virginia Tech (11/9/19) 5
- Ryan Plackemeier at Florida State (10/8/05) 5

PUNTING/TACKLES

MOST 50-YARD PUNTS-SEASON

1. Dom Maggio, 2019.....	30
2. Ryan Plackemeier, 2005.....	29
3. Dom Maggio, 2017.....	20
Ryan Plackemeier, 2003.....	20
5. Alex Kinal, 2014.....	19

MOST 50-YARD PUNTS-CAREER

1. Dom Maggio, 2016-19.....	80
2. Ryan Plackemeier, 2002-05.....	74
3. Chuck Ramsey, 1971-73.....	57
4. Alex Kinal, 2012-15.....	56
5. Tripp Moore, 1996-98.....	31

BEST PUNTING AVERAGE-CAREER

1. Ryan Plackemeier, 2002-05.....	45.26
2. Chuck Ramsey, 1971-73.....	43.95
3. Dom Maggio, 2016-19.....	43.65
4. Harry Newsome, 1981-84.....	43.56
5. Alex Kinal, 2012-15.....	41.85
6. Ivan Mora, 2019-Pres.	41.79

BEST PUNTING AVERAGE-SEASON MIN 40

1. Ryan Plackemeier, 2005.....	47.24
2. Dom Maggio, 2019.....	46.81
3. Ryan Plackemeier, 2003.....	45.61
4. Harry Newsome, 1983.....	45.45
5. Chuck Ramsey, 1973.....	44.78
6. Harry Newsome, 1984.....	44.12
7. Dom Maggio, 2017.....	44.06
8. Ivan Mora, 2021	43.90
9. Ryan Plackemeier, 2004.....	43.89
10. Alex Kinal, 2015.....	43.81
11. Martin Bailey, 1988.....	43.74

BEST PUNTING AVERAGE-GAME MIN 5

1. Dom Maggio at Clemson (11/16/19).....	57.7
2. Ryan Plackemeier vs Ga Tech (11/5/2005).....	56.4
3. Sam Swank vs. Duke (9/9/2006).....	52.0
4. Dom Maggio vs. Duke (11/25/17).....	52.0
5. Dom Maggio at Virginia Tech (11/9/19).....	51.6

BEST PUNTING AVERAGE-GAME MIN 10

1. Alex Kinal at Boston College (10/10/15).....	51.3
2. Ryan Plackemeier at Florida State (10/25/03).....	48.3
3. Alex Kinal at ULM (8/28/14).....	47.1
4. Brennie at North Carolina (9/9/2000).....	46.5
5. Chuck Ramsey, Maryland (10/20/73).....	46.3

MOST GAMES WITH 40-YARD AVERAGE

Season: 12, Ivan Mora, 2021
12, Dom Maggio, 2019
11, Alex Kinal, 2014
Career: 40, Dom Maggio, 2012-15
37, Ryan Plackemeier, 2002-05**

MOST GAMES WITH 50-YARD AVERAGE

Season: 4, Ryan Plackemeier, 2005
Career: 7, Ryan Plackemeier, 2002-05**
3, Dom Maggio, 2016-19

MOST PUNTS INSIDE 20

Game: 5, Alex Kinal vs. Army West Point, 2007
5, Alex Kinal vs. Liberty, 2012
5, Alex Kinal vs. North Carolina, 2012
5, Dom Maggio vs. Duke 2017
5, Dom Maggio vs. NC State, 2019
Season: 4, many (last Ivan Mora vs. Missouri, 2022)
32, Alex Kinal, 2012
30, Dom Maggio, 2019
28, Alex Kinal, 2012
27, Alex Kinal, 2014
Career: 110, Alex Kinal, 2012-15
101, Dom Maggio, 2016-19
51, Ryan Plackemeier, 2002-05)
51, Sam Swank, 2005-08

LONGEST LEGENDARY PUNT

99 yards - Harry Rabenhorst at NC State (11/27/1919)
(75 in air, 24 roll)

^ - ACC Record ** - NCAA Record

SINGLE GAME TOTAL TACKLES


1. Ernie Purnsley vs. Army (10/3/87).....	29
Ed Stetz vs. Clemson (10/30/71).....	29
3. Ed Stetz vs. Houston (11/21/70).....	25
Ed Stetz vs. NC State (11/14/70).....	25
5. Brad White vs. Navy (11/23/02).....	24
Bill Armstrong vs. Kansas State (9/27/75).....	24
7. Jimmie Simmons vs. Army (10/3/87).....	23
Ernie Purnsley vs. NC State (9/20/86).....	23
Scott Roberts vs. Georgia Tech (11/22/86).....	23
Kevin Giles vs. North Carolina (9/5/92).....	23

SINGLE GAME SOLO TACKLES

19, Ed Stetz at Houston (11/21/70)

SINGLE GAME TACKLES FOR LOSS

6, Calvin Pace vs. Duke (10/12/02)



Ed Stetz

CAREER TACKLE LEADERS

	Tackles
1. Ed Stetz (1969-71).....	460
2. Carlos Bradley (1978-80).....	431
3. Kevin Giles (1991-94).....	410
4. Bill Armstrong (1973-76).....	402
5. Kelvin Moses (1994-99).....	399
6. Ernie Purnsley (1985-88).....	385
7. Reggie McCummings (1983-85).....	374
8. Ryan Smenda Jr. (2018-22).....	355
9. Jimmie Simmons (1984-87).....	346
10. Aaron Curry (2005-08).....	332
11. Ryan Janvion (2013-16).....	328
12. Brandon Chubb (2012-15).....	326
13. Marc Hester (1977-79).....	322
14. Rory Holt (1982-86).....	319
15. Lamont Scales (1989-92).....	311
16. Tony Scott (1981-85).....	306
17. Tucker Grace (1992-95).....	302
18. Jon Abbate (2004-06).....	297
James Parker (1976-79).....	297
20. Dustin Lyman (1996-99).....	293
21. Marquel Lee (2013-16).....	291

6. Nate Bolling vs. Maryland (9/22/01)
5.5, Marquel Lee vs. Syracuse (10/8/16)

SINGLE GAME SACKS

4.0, Mike McCrary at Maryland (10/17/92)
3.0, Duke Ejiiofor at Duke (9/10/16)
3.0, Kyle Wilber vs. Presyterian (9/2/10)
3.0, Fred Robbins vs. Arizona State (12/25/99)
3.0, Mike McCrary vs. Duke (11/9/91)

SEASON TOTAL TACKLES

1. Ed Stetz (1971).....	203
2. Ed Stetz (1970).....	191
3. Bill Armstrong (1975).....	177
4. Scott Roberts (1986).....	159
5. Carlos Bradley (1979).....	157
6. Eddie Purnsley (1986).....	154
7. James Parker (1979).....	146
8. Marc Hester (1979).....	144
9. Carlos Bradley (1980).....	142
Lamont Scales (1989).....	142

SEASON SOLO TACKLES

1. Ed Stetz (1971).....	126
2. Bill Armstrong (1975).....	123
3. Ed Stetz (1970).....	104
4. Kevin Giles (1994).....	99
5. James Parker (1979).....	93
6. Tucker Grace (1995).....	92
7. Carlos Bradley (1979).....	90
8. Marc Hester (1979).....	83
Bill Armstrong (1976).....	83
10. Mark Lancaster (1977).....	82

SEASON TACKLES FOR LOSS

1. Mike McCrary (1992).....	23
2. Calvin Pace (2002).....	22
3. Nate Bolling (2001).....	21
4. Marquel Lee (2016).....	20
5. Nikita Whitlock (2013).....	19
Tucker Grace (1995).....	19
Bryan Ray (1999).....	19
8. Carlos Basham, Jr. (2019).....	18
Calvin Pace (2001).....	18
Dred Booe (1993).....	18
11. Duke Ejiiofor (2016).....	17

SEASON SACKS

1. Mike McCrary (1992).....	15
2. Carlos Basham, Jr. (2019).....	11
3. Duke Ejiiofor (2016).....	10.5
4. Calvin Pace (2001).....	10
Mike McCrary (1991).....	10
Bryan Ray (1999).....	10
7. Luji Vilain (2021).....	9
Nikita Whitlock (2013).....	9
Maurice Miller (1992).....	9
Calvin Pace (2000).....	9
10. Calvin Pace (2002).....	8
Rondell Bothroyd (2021).....	8

SEASON TACKLES PER GAME

1. Ed Stetz (1971).....	18.5
2. Ed Stetz (1970).....	17.4
3. Bill Armstrong (1975).....	16.1
4. Scott Roberts (1986).....	14.5
5. Carlos Bradley (1979).....	14.3
6. Ernie Purnsley (1986).....	14.0
7. James Parker (1979).....	13.3

8. Marc Hester (1979).....	13.1
----------------------------	------

CAREER SOLO TACKLES

1. Bill Armstrong (1973-76).....	271
Ed Stetz (1969-71).....	271
3. Kevin Giles (1991-94).....	247
4. Kelvin Moses (1994-99).....	239
5. Carlos Bradley (1978-80).....	219
6. Tucker Grace (1992-95).....	212
7. Ronnie Burgess (1981-84).....	211
8. Reggie McCummings (1983-85).....	207
Aaron Curry (2005-08).....	207
10. James Parker (1976-79).....	202
11. Rory Holt (1982-86).....	200
12. Marc Hester (1977-79).....	196
13. Maurice Miller (1989-92).....	192
14. Tony Scott (1981-85).....	188
15. Cameron Glenn (2015-18).....	183
16. Jimmie Simmons (1984-87).....	180
Caron Bracy (2001-04).....	180
18. Mark Lancaster (1977-79).....	179
19. Lamont Scales (1989-92).....	177
DaLawn Parrish (1995, 97-99).....	177

CAREER TACKLES FOR LOSS

1. Calvin Pace (1999-02).....	54
2. Nikita Whitlock (2010-13).....	49
3. Mike McCrary (1989-92).....	46
4. Aaron Curry (2005-08).....	45.5
5. Fred Robbins (1996-98).....	44
6. Duke Ejiiofor (2014-17).....	43
7. Marquel Lee (2013-16).....	42
8. Nate Bolling (1998-01).....	40
9. Bryan Ray (1997-00).....	39
10. Kelvin Moses (1994-99).....	37

CAREER SACKS

1. Mike McCrary (1989-92).....	30
2. Calvin Pace (1999-02).....	29
3. Duke Ejiiofor (2014-17).....	23.5
4. Carlos Basham, Jr. (2017-20).....	20.5
5. Bryan Ray (1997-00).....	19
6. Nikita Whitlock (2010-13).....	18.5
7. Rondell Bothroyd (2018-22).....	16.5
8. James Parker (1976-79).....	15
Fred Robbins (1996-99).....	15
10. Kyle Wilber (2008-11).....	13.5
11. Rudy Thompson (1989-92).....	13
12. Jasheen Davis (2020-Pres.)	12.5
Matt Robinson (2004-05, 07-08).....	12.5
Boo Robinson (2006-09).....	12.5

FUMBLE RECOVERIES

Game:3, Tylor Harris at Louisville (9/27/14)
Season:5, Kevin Giles (1994)
Career:7, Aaron Curry (2005-08)
.....7, Gary Baldinger (1982-85)

BLOCKED KICKS

Game:2, Tylor Harris, Utah State (9/13/14)
Season:3, Tylor Harris, 2014
Career:5, Tylor Harris (2012-15)
.....5, Alphonso Smith (2005-08)

SINGLE GAME BLOCKED PUNTS

2, Buck Garrison vs. VMI (10/23/43)
2, Ed Stowers vs. NC State (10/2/54)

INTERCEPTIONS

MOST PASSES INTERCEPTED, GAME

- 4 Nick Sacrinty at Clemson (12/1/45)[^]
- A.J. Greene at Georgia Tech (11/21/87)[^]
- 3 Bill Barnes at Virginia (11/12/55)
- Nick Andersen vs Virginia Tech (10/24/20)**

CONSECUTIVE GAMES WITH AN INTERCEPTION

- 4 Josh Gattis, 2006
- Ronnie Burgess, 1983
- Joe Carazo, 1965

MOST PASSES INTERCEPTED, QUARTER

- 2 Bill Barnes at Virginia (11/12/55) (2Q)
- Joe Carazo vs. Vanderbilt (10/2/65) (4Q)
- AJ Greene vs. Georgia Tech (11/27/87) (2Q)
- Alphonso Smith vs. Maryland (11/25/06) (2Q)
- Alex Frye vs. Duke (9/11/10) (2Q)

MOST PASSES DEFENDED, GAME

- 6 Brad Watson vs. Duke (11/28/15) (6 PBU)
- 5 Essang Bassey vs. Syracuse (11/3/18) (5 PBU)
- Alphonso Smith vs. Florida St. (9/20/08) (4 PBU, 1 INT)
- 4 Amari Henderson at Louisville (10/28/18) (4 PBU)
- Merrill Noel vs Virginia Tech (10/15/11) (4 PBU)
- Brandon Ghee vs. Maryland (10/10/09) (4 PBU)
- Alphonso Smith vs. Miami (10/25/08) (4 PBU)
- Eric King vs. Florida State (10/25/03) (4 PBU)
- George Coghill vs. Tulsa (11/11/89) (4 PBU)
- AJ Greene vs. Illinois State (9/10/88) (4 PBU)
- AJ Greene vs. Richmond (9/2/87) (4 PBU)

CONSECUTIVE INTERCEPTIONS RETURNED FOR TD

- 3 Alphonso Smith (2007)
- (vs. Boston College, Maryland, Duke)

SEASON INTERCEPTION LEADERS


	Interceptions
1. Alphonso Smith (2007)	8
2. A.J. Greene (1987)	7
Alphonso Smith (2008)	7
4. Josh Bush (2011)	6
Ronnie Burgess (1983)	6
Andy Harper (1966)	6
Joe Carazo (1965)	6
8. Steve Bowden (1971)	5
James Royster (1977)	5
Reggie McCummings (1984)	5
Ronnie Burgess (1984)	5
Josh Gattis (2005)	5
Jessie Bates III (2016)	5

SEASON INTERCEPTION RETURN YARDAGE LEADERS

	Int. Return Yards
1. Aaron Curry (2007)	226**
2. Alphonso Smith (2007)	166
3. Jessie Bates III (2016)	158
4. A.J. Greene (1987)	128
5. Eric King (2003)	127
6. Josh Gattis (2005)	126
7. Larry Spencer (1950)	124
8. Josh Bush (2011)	115
9. Kevin Patterson (2008)	107
10. Kevin Patterson (2007)	104

SEASON PASSES DEFENDED (since 1981)

	PASSES DEFENDED
1. Essang Bassey (2017)	19
Merrill Noel (2011)	19
3. Brad Watson (2015)	18
A.J. Greene (1987)	18
Kevin Johnson (2012)	18
6. George Coghill (1989)	17
7. Essang Bassey (2018)	16
8. Kevin Johnson (2013)	15
Eric King (2003)	15
10. Chip Vaughn (2007)	14
Riley Swanson (2006)	14
Amari Henderson (2019)	14
Tony Mosley (1987)	14
Tony Mosley (1988)	14



Alphonso Smith

Amari Henderson (2017)..... 14

CAREER INTERCEPTION LEADERS

	Interceptions
1. Alphonso Smith (2005-08)	21**
2. Ronnie Burgess (1981-84)	17
A.J. Greene (1985-88)	17
4. James Royster (1975-78)	13
5. Josh Gattis (2003-06)	12
George Coghill (1989-92)	12
7. Bill Barnes (1954-56)	11
Joe Carazo (1963-65)	11
9. Terry Kuharchek (1968-70)	10
10. Andy Harper (1964-66)	9
Digit Laughridge (1966-68)	9
Chuck Reiley (1959-61)	9
Reggie Austin (1996-99)	9

CAREER INTERCEPTION RETURN YARDAGE LEADERS

	Int. Return Yards
1. Aaron Curry (2005-08)	278
2. Alphonso Smith (2005-08)	249
3. Jessie Bates III (2016-17)	195
4. Ronnie Burgess (1981-84)	176
Josh Bush (2008-11)	176
6. A.J. Greene (1985-88)	175
7. Kevin Patterson (2005-08)	174
8. Josh Gattis (2003-06)	169
9. Bill Barnes (1954-56)	161
10. Quinton Williams (2000-03)	148
11. D'Angelo Solomon (1994-97)	146
12. Eric King (2001-04)	143

CAREER PASSES DEFENDED (since 1981)


	PASSES DEFENDED
1. A.J. Greene (1985-88)	63
2. Alphonso Smith (2005-08)	61
3. Essang Bassey (2016-19)	50
4. Amari Henderson (2016-19)	48
5. Eric King (2001-04)	46
6. George Coghill (1989-92)	46
7. Kevin Johnson (2010, 2012-14)	42
8. Ronnie Burgess (1981-84)	41
9. Merrill Noel (2011-14)	39
10. Kenny Okoro (2009-12)	38

** - ACC Record
[^] - Ties ACC Record
[§] - NCAA record for linebackers

CAREER INTERCEPTION LEADERS


	Interceptions	Yds	TD
1. Alphonso Smith (2005-08)	21**	249	4
2. Ronnie Burgess (1981-84)	17	176	0
A.J. Greene (1985-88)	17	175	2
4. James Royster (1975-78)	13	92	0
5. Josh Gattis (2003-06)	12	138	1
George Coghill (1989-92)	12	169	2
7. Bill Barnes (1954-56)	11	161	0
Joe Carazo (1963-65)	11	9	0
9. Terry Kuharchek (1968-70)	10	35	0
10. Andy Harper (1964-66)	9	74	0
Digit Laughridge (1966-68)	9	88	1
Chuck Reiley (1959-61)	9	79	0
Reggie Austin (1996-99)	9	62	0

** ACC Record



A.J. Greene

Ronnie Burgess



LONG PLAYS

LONGEST PASS COMPLETIONS

	Yds	Players (Passer/Receiver)	Opponent
1.	85*	Benjamin Mauk to Jason Anderson	at Clemson (9/4/2004)
	85*	Gary Schofield to Tim Ryan	Clemson ¹ (11/27/1982)
3.	81*	Marshall Williams^to Chris Givens	Duke (9/11/2010)
4.	80*	Riley Skinner to Marshall Williams	Elon (9/19/2009)
	80*	Jim Kemp to Todd Dixon	at Northwestern (9/25/1993)
	80*	Sam Hartman to Jaquarii Roberson	at Syracuse (10/31/2020)
7.	79*	Tanner Price to Chris Givens	Virginia Tech (10/15/2011)
	79*	Cory Randolph to Jason Anderson	East Carolina (9/20/2003)
9.	78*	Kendall Hinton to Cortez Lewis	Louisville (10/30/2015)
	78*	Tanner Price to Chris Givens	at Virginia Tech (10/16/2010)
	78	Cory Randolph to Jax Landfried	at Maryland (11/30/2002)
12.	76	Brian Kuklick to Herman Lewis	Appalachian State (8/29/1996)
13.	75	Norm Snead to Neil MacLean	at Clemson (11/21/1959)
	75*	Brian Kuklick to Kai Snead	at Georgia Tech (9/14/1996)
	75*	Sam Hartman to Donavon Greene	at Syracuse (11/30/2019)
	75*	Sam Hartman to Jaquarii Roberson	at Army (10/23/2021)
	75*	Sam Hartman to Ke'Shawn Williams	at Army (10/23/2021)
18.	74*	Cory Randolph to Kenneth Moore	Clemson (10/1/2005)
	74*	Brian Kuklick to Desmond Clark	North Carolina (10/24/1998)
20.	73*	Tanner Price to Terence Davis	at Maryland (10/6/2012)
	73*	Norm Snead to Jerry Ball	at South Carolina (11/27/1958)
22.	71*	Nate Morton^ to Chris Davis	Miami (11/12/2005)
23.	70	Rusty LaRue to Darrell Braswell	at Virginia (9/30/1995)
	70*	James MacPherson to Jason Anderson	Navy (11/23/2002)
	70	Jamie Newman to Sage Surratt	Utah State (8/30/2019)
26.	69*	Charlie Carpenter to Winston Futch	NC State (10/11/1958)
	69*	Mike Elkins to Ricky Proehl	Illinois State (9/10/1988)
	69*	Keith West to Todd Dixon	Georgia Tech (11/17/1990)
	69*	Sam Hartman to AT Perry	at Syracuse (10/19/2021)
30.	68*	Keith West to Todd Dixon	Western Carolina (9/14/1991)
	68*	Sam Hartman to A.T. Perry	Vanderbilt (9/10/2022)
32.	67*	Nick Consoles to John Parham	at Virginia (11/12/1955)
	67*	Mike McGlamry to Tom Fehring	NC State (9/7/1974)
	67*	Solomon Everett to Walter Sims	at South Carolina (11/16/1974)

* for touchdown / ^ non-QB throwing / 1 - Mirage Bowl

LONGEST RUNS

	Yds	Players	Opponent
1.	96*	Kenneth Walker, III	at Rice (9/6/19)
2.	90*	Freddie Summers (QB)	Maryland (11/2/1968)
	90*	Tony Gallovich	William Jewell (9/21/1940)
3.	89*	Tony Gallovich	at Miami (FL) (10/6/1939)
4.	87*	John Mackovic (QB)	at Virginia (9/19/1964)
	87*	Josh Harris	at Virginia Tech (10/16/2010)
6.	85*	Devon Brown	Presbyterian (9/2/2010)
7.	83*	Dickie Davis (QB)	North Carolina (10/27/1951)
	83*	Josh Adams	Florida State (10/11/2007)
9.	81*	Kevin Marion	Boston College (11/4/2006)
10.	80*	Morgan Kane	vs. Florida State ¹ (11/9/1996)
	80*	Red Mayberry	Western Maryland (10/21/1939)
	80*	Willie Hippy	Baltimore (10/10/1930)
	80*	Fred Grant	Navy Pre-Flight (11/6/1943)
14.	78*	Bill Barnes	at William & Mary (9/22/1956)
15.	77*	Red Mayberry	Randolph-Macon (9/17/1938)
16.	76*	Matt Colburn II	at Syracuse (11/11/2017)
	76	Kito Gary	at East Carolina (9/13/1997)
	76*	Brandon Pendergrass	at Boston College (9/26/2009)
18.	75*	Willie Idlette	at Boston College (8/30/2003)
	75*	Phinehas Croom	Guilford (10/7/1916)
	75*	Kenneth Walker III	Virginia (10/10/2020)
20.	74	Matt Colburn II	at Louisville (10/27/2018)
	74	Josh Harris	at Vanderbilt (11/27/2010)
	74	Nub Smith	William & Mary (10/22/1949)
	74*	Chris Barclay	Maryland (11/29/2003)
24.	72*	Tarence Williams	Duke (11/4/2000)
25.	71*	Chris Barclay	at Duke (10/29/2005)
	71*	Anthony Young	at Florida State (9/29/2001)

* for touchdown / 1 - Orlando, Fla.

LONGEST PUNT RETURNS

	Yds	Player	Opponent
1.	94*	Nick Sacrinty	at VMI (10/23/1943)
2.	86*	George Coghill	at Navy (11/23/1991)
3.	82*	Fabian Davis	at No. Illinois (8/29/2002)
4.	77*	Bill Barnes	at Wm & Mary (9/22/1956)
5.	75	Jessie Bates III	Utah State (9/16/2017)
6.	74*	Todd Dixon	Duke (10/23/1993)
7.	72*	George Coghill	Army (9/29/1990)
8.	70*	Greg Dortch	Towson (9/8/18)
8.	68*	Nick Sacrinty	Duke (10/13/1945)
9.	62*	Fabian Davis	at Virginia (11/3/2001)
10.	61	Nick Sacrinty	Duke (10/13/1945)
11.	60*	Greg Dortch	Towson (9/8/18)
	60	Lovell Jackson	at Virginia (10/20/2012)
13.	56	Junior Moore	NC State (10/14/1972)
14.	59*	Jessie Bates III	Texas A&M (12/29/2017)
15.	55*	Kenneth Moore	Army (9/15/2007)
16.	50*	Dickie Davis	at Clemson (10/29/1949)
	50*	Willie Idlette	NC State (9/6/2003)
	50*	Michael Campanaro	at Clemson (11/12/2011)

LONGEST PUNTS

	Yds	Player	Opponent
1.	86	Sam Swank	Duke (9/9/2006)
2.	82	Ryan Plackemeier	NC State (10/22/2005)
3.	80	Dom Maggio	Clemson (11/19/2016)
4.	75	Wayne Wolff	NC State (11/5/1960)
5.	74	Don Maggio	Duke (11/25/2017)
	74	Ryan Plackemeier	Clemson (10/1/2005)
	74	Martin Bailey	Duke (11/5/1988)
	74	Red Mayberry	Duke (10/22/1938)

LONGEST KICKOFF RETURNS

	Yds	Player	Opponent
1.	99*	Ja'Sir Taylor	Old Dominion (9/3/2021)
	99*	John Stone	at Duke (11/13/1999)
2.	98*	Kevin Marion	North Carolina (10/27/2007)
	98*	Tom Lockridge	at NC State (11/24/1973)
	98	Anthony Williams	at Maryland (10/13/1990)
	98*	Myles Savage	Maryland (10/18/1997)
6.	96*	Larry Spencer	at Furman (11/22/1952)
	96*	Donavon Greene	Campbell (10/2/2020)
8.	95*	Todd Dixon	Vanderbilt (9/4/1993)
	95*	John Perry	Duke (9/27/1941)
11.	94*	Nick Sacrinty	VMI (10/23/1943)
12.	93	Kevin Marion	Clemson (10/7/2006)
	93*	John Stone	Georgia Tech (11/17/2001)
14.	89*	Junior Moore	at Virginia Tech (9/18/1971)
	89*	Nick Sacrinty	NC State (10/20/1945)
16.	88*	John Stone	Appalachian St. (8/31/2000)

LONGEST INTERCEPTION RETURNS

	Yds	Player	Opponent
1.	100*	Alphonso Smith	Maryland (9/22/2007)
2.	92*	Harry Rabenhorst	Davidson (11/17/1917)
3.	90*	Tommy Whims	South Carolina (9/24/1955)
4.	86*	Jeremy Thompson	at Connecticut (9/16/2006)
5.	85*	Eric King	Clemson (11/1/2003)
5.	84*	Aaron Curry	Army (9/15/2007)
7.	83*	Traveon Redd	at Army (10/23/2021)
	83*	Larry Spencer	G. Washington (10/21/1950)
9.	80*	George Wirtz	Randolph-Macon (9/17/1938)
10.	77*	Green Hart	at Navy (11/23/1991)
	77*	Aaron Curry	North Carolina (10/27/2007)
12.	72*	Josh Banks	at Utah State (9/13/2014)
13.	70*	Jack Ladner	South Carolina (9/24/1955)
	70	Jim Ringgold	Furman (10/5/1940)
15.	69*	Bobby Robinson	at Clemson (11/21/1959)
16.	64*	Kellen Brantley	at Duke (10/18/2003)

* - for touchdown

ANNUAL LEADERS

ANNUAL PASSING LEADERS

Year	Player	Com	Att	Yds	Int	TD
1948	Carroll Blackerby	38	78	598	-	6
1949	Carroll Blackerby	65	131	837	16	3
1950	Ed Kissell	36	70	436	5	4
1951	Ed Kissell	56	120	593	13	4
1952	Sonny George	66	142	868	12	6
1953	Joe White	32	87	486	9	3
1954	Nick Consoles	54	115	743	13	6
1955	Nick Consoles	66	123	787	8	6
1956	Charlie Carpenter	34	91	495	9	2
1957	Jim Dalrymple	21	61	261	4	0
1958	Norman Snead	67	151	1,003	17	5
1959	Norman Snead	82	191	1,361	16	12
1960	Norman Snead	123	259	1,676	14	10
1961	Chuck Reiley	32	88	516	4	5
1962	John Mackovic	57	130	594	12	3
1963	Karl Sweetan	79	218	674	14	1
1964	John Mackovic	89	195	1,340	14	3
1965	Jon Wilson	44	104	513	9	4
1966	Ken Erickson	57	126	787	8	3
1967	Freddie Summers	77	159	909	8	2
1968	Freddie Summers	125	250	1,664	25	9
1969	Larry Russell	70	153	794	15	1
1970	Larry Russell	55	109	671	6	4
1971	Larry Russell	29	73	290	3	2
1972	Andy Carlton	24	70	268	9	1
1973	Andy Carlton	51	141	605	10	2
1974	Mike McGlamry	50	115	585	11	1
1975	Jerry McManus	77	152	950	17	10
1976	Mike McGlamry	91	183	1,066	6	4
1977	Mike McGlamry	133	252	1,532	15	5
1978	David Webber	101	182	1,070	12	2
1979	Jay Venuto	198	363	2,432	17	16
1980	Jay Venuto	214	413	2,624	15	21
1981	Gary Schofield	241	404	2,572	22	18
1982	Gary Schofield	212	376	2,380	15	10
1983	Gary Schofield	187	333	2,253	15	16
1984	Foy White	143	252	1,544	5	12
1985	Foy White	132	210	1,322	6	14
1986	Mike Elkins	205	380	2,541	15	17
1987	Mike Elkins	169	317	1,915	19	7
1988	Mike Elkins	165	280	2,205	10	14
1989	Phil Barnhill	182	377	2,454	11	17
1990	Phil Barnhill	125	276	1,443	12	6
1991	Keith West	153	296	1,969	18	9
1992	Keith West	159	281	2,039	8	12
1993	Jim Kemp	126	217	1,488	13	6
1994	Rusty LaRue	132	230	1,303	9	5
1995	Rusty LaRue	264	421	2,775	13	17
1996	Brian Kuklick	205	396	2,526	13	11
1997	Brian Kuklick	190	312	2,180	11	15
1998	Brian Kuklick	216	396	2,683	17	14
1999	Ben Sankey	133	224	1,496	9	9
2000	J. MacPherson	113	207	1,324	6	3
2001	J. MacPherson	113	209	1,555	11	5
2002	J. MacPherson	123	223	1,837	4	8
2003	Cory Randolph	144	246	1,773	10	8
2004	Cory Randolph	78	147	972	3	4
2005	Benjamin Mauk	85	158	845	1	6
2006	Riley Skinner	171	260	2,053	5	9
2007	Riley Skinner	236	326	2,204	13	12
2008	Riley Skinner	232	363	2,347	7	13
2009	Riley Skinner	264	400	3,160	12	26
2010	Tanner Price	137	241	1,349	8	7
2011	Tanner Price	253	422	3,017	6	20
2012	Tanner Price	228	410	2,300	7	12
2013	Tanner Price	206	378	2,233	10	13
2014	John Wolford	214	367	2,037	14	12
2015	John Wolford	142	233	1,791	11	9
2016	John Wolford	166	299	1,774	10	9
2017	John Wolford	239	374	3,192	6	29
2018	Sam Hartman	161	291	1,984	8	16
2019	Jamie Newman	220	361	2,868	11	26
2020	Sam Hartman	159	273	2,224	5	13
2021	Sam Hartman	299	508	4,228	14	39
2022	Sam Hartman	270	428	3,701	12	38

ANNUAL RUSHING LEADERS

Year	Player	Rushes	Yards	Avg
1948	Bill Gregus	122	628	5.1
1949	Nub Smith	108	572	5.3
1950	Bill Miller	178	721	4.0
1951	Guido Scarton	106	507	4.8
1952	Bruce Hillenbrand	89	413	4.7
1953	Johnny Parham	96	304	3.2
1954	Nick Maravic	98	430	4.3
1955	Bill Barnes	116	401	3.5
1956	Bill Barnes	168	1,010	6.0
1957	Neil MacLean	108	542	5.0
1958	Neil MacLean	139	624	4.5
1959	Neil MacLean	105	373	3.6
1960	Bobby Robinson	57	232	4.1
1961	Alan White	93	586	6.3
1962	Brian Piccolo	77	324	4.2
1963	Brian Piccolo	84	367	4.4
1964	Brian Piccolo	252	1,044	4.1
1965	Andy Heck	151	497	3.3
1966	Andy Heck	127	608	4.8
1967	Freddie Summers	179	510	2.8
1968	Freddie Summers	159	439	2.8
1969	Larry Russell	187	471	2.5
1970	Larry Hopkins	203	984	4.8
1971	Larry Hopkins	249	1,228	4.9
1972	Frank Harsh	157	663	4.2
1973	Clayton Heath	178	616	3.5
1974	Clark Gaines	98	329	3.4
1975	Clark Gaines	238	929	3.9
1976	James McDougald	232	1,018	4.4
1977	James McDougald	242	987	4.1
1978	James McDougald	146	629	4.3
1979	James McDougald	260	1,177	4.5
1980	Wayne McMillan	152	694	4.6
1981	Wayne McMillan	90	407	4.5
1982	Michael Ramseur	245	966	3.9
1983	Michael Ramseur	125	629	5.0
1984	Michael Ramseur	214	961	4.5
1985	Topper Clemons	164	916	5.6
1986	Darryl McGill	184	859	4.7
1987	Mark Young	179	795	4.4
1988	Mark Young	165	711	4.3
1989	Anthony Williams	119	430	3.6
1990	Anthony Williams	181	866	4.8
1991	Anthony Williams	139	523	3.8
1992	Ned Moultrie	156	717	4.6
1993	John Leach	215	1,089	5.1
1994	Sherron Gudger	78	261	3.3
1995	John Lewis	110	304	2.8
1996	Morgan Kane	135	490	3.6
1997	Herrman Lewis	114	491	4.3
1998	Morgan Kane	128	454	3.5
1999	Morgan Kane	275	1,161	4.2
2000	Tarence Williams	130	661	5.1
2001	Tarence Williams	249	1,018	4.1
2002	Tarence Williams	186	852	4.6
2003	Chris Barclay	235	1,192	5.1
2004	Chris Barclay	243	1,010	4.2
2005	Chris Barclay	218	1,127	5.2
2006	Kenneth Moore	105	507	4.8
2007	Josh Adams	219	953	4.4
2008	Brandon Pendergrass	150	528	3.5
2009	Josh Adams	113	541	4.8
2010	Josh Harris	126	720	5.7
2011	Brandon Pendergrass	188	823	4.4
2012	Josh Harris	137	608	4.4
2013	Josh Harris	125	470	3.8
2014	Dezmond Wortham	83	241	2.9
2015	Tyler Bell	129	451	3.5
2016	Matt Colburn II	151	626	4.1
2017	Matt Colburn II	166	904	5.1
2018	Cade Carney	188	1,005	5.3
2019	Cade Carney	158	620	3.9
2020	Christian Beal-Smith	142	732	5.2
2021	Christian Beal-Smith	131	604	4.6
2022	Justice Ellison	170	699	4.1

ANNUAL RECEPTION LEADERS

Year	Player	Rec.	Yds	TD
1948	Red O'Quinn	39	605	7
1949	Red O'Quinn	34	490	6
1950	Jack Lewis	15	195	1
1951	Jack Lewis	32	488	5
1952	Jack Lewis	30	438	5
1953	Bob Ondilla	21	294	3
1954	Ed Stowers	22	277	3
1955	Bill Barnes	31	349	0
1956	Jack Ladner	12	125	1
1957	Aubrey Currie	9	97	0
1958	Pete Manning	25	307	1
1959	Bobby Allen	25	462	4
1960	Bobby Allen	23	391	5
1961	Donnie Frederick	11	237	2
1962	Henry Newton	19	265	2
1963	Wayne Welborn	17	102	0
1964	Richard Cameron	29	410	1
1965	Ken Henry	30	367	2
1966	Ken Henry	20	279	2
1967	Rick Decker	29	352	1
1968	Ron Jurewicz/Rick White	28	451/451	2/1
1969	Gary Winrow	27	277	0
1970	Gary Winrow	20	253	1
1971	Dave Doda	6	31	0
1972	Gary Johnson	9	135	0
1973	Walter Sims	12	143	1
1974	Tom Fehring	17	234	1
1975	Bill Millner	28	327	3
1976	Steve Young	36	414	3
1977	Steve Young	51	483	3
1978	Mike Mullen	22	307	0
1979	Wayne Baumgardner	55	1,000	8
1980	Kenny Duckett	50	656	12
1981	Phil Denfeld	51	461	1
1982	Phil Denfeld	42	424	3
1983	Duane Owens	46	447	5
1984	Duane Owens	30	420	3
1985	Michael Ramseur	54	450	1
1986	James Brim	66	930	5
1987	Ricky Proehl	54	788	6
1988	Ricky Proehl	51	845	8
1989	Ricky Proehl	65	1,053	11
1990	John Henry Mills	46	623	3
1991	John Henry Mills	51	559	1
1992	Todd Dixon	51	750	7
1993	John Leach	41	340	1
1994	Roger Pettus	30	312	0
1995	Marlon Estes	68	833	9
1996	Desmond Clark	61	782	6
1997	Desmond Clark	72	950	5
1998	Jammie Deese	68	826	3
1999	Jammie Deese	32	444	3
2000	Ira Williams	45	495	2
2001	Jason Anderson	28	472	2
2002	Jax Landfried	38	533	1
2003	Jason Anderson	44	751	6
2004	Nate Morton	26	391	1
2005	Nate Morton	39	482	2
2006	Nate Morton	38	617	4
2007	Kenneth Moore	98	1,011	5
2008	D.J. Boldin	81	848	3
2009	Devon Brown	61	671	6
2010	Devon Brown	39	302	1
2011	Chris Givens	83	1,330	9
2012	Michael Campanaro	79	763	6
2013	Michael Campanaro	67	803	6
2014	Cam Serigne	54	531	5
2015	Cortez Lewis	47	611	4
2016	Tabari Hines	38	447	3
2017	Tabari Hines/Greg Dortch	53	683/722	7/9
2018	Greg Dortch	89	1,078	8
2019	Kendall Hinton	73	1,001	4
2020	Jaquarii Roberson	62	926	8
2021	AT Perry/Jaquarii Roberson	71	1,293/1,078	15/8
2022	AT Perry	81	1,096	11

ANNUAL LEADERS

ANNUAL SCORING LEADERS

Year	Player	TD	FG	PAT	2XP	Pts
1939	John Polanski	NA				91
1940	Tony Gallovich	NA				63
1941	John Perry	NA				64
1942	John Cochran	NA				62
1943	Fred Grant	NA				42
1944	Richard Brinkley	NA				78
1945	Nick Sacrinty	NA				48
1946	Richard Brinkley	NA				42
1947	Bill Gregus/John O'Quinn/Carl Haggerty					18
1948	Bill Gregus	9	0	0	0	54
1949	Red O'Quinn	6	0	0	0	36
	Bill Smith	6	0	0	0	36
1950	Guido Scarton	7	0	0	0	42
1951	Jack Lewis	5	0	0	0	30
1952	Sonny George	4	2	18	0	48
1953	Sonny George	4	0	8	0	32
1954	Nick Maravic	4	0	0	0	24
1955	Johnny Parham	8	0	3	0	51
1956	Bill Barnes	7	0	2	0	44
1957	Neil MacLean	3	1	7	0	28
1958	Neil MacLean	4	1	11	0	38
1959	Neil MacLean	4	2	13	0	43
1960	Bobby Allen	5	0	0	0	30
1961	Donnie Frederick	5	0	0	1	32
1962	Henry Newton	2	0	0	0	12
	Larry Thomason	2	0	0	0	12
1963	Brian Piccolo	3	1	2	0	23
1964	Brian Piccolo	17	0	9	0	111
1965	Eddie McKinney	0	4	6	0	18
1966	Chick George	0	5	7	0	22
1967	Freddie Summers	10	0	0	0	60
1968	Freddie Summers	7	0	0	0	42
1969	Tracy Lounsbury	0	6	11	0	29
1970	Larry Russell	10	0	0	1	62
1971	Larry Russell	15	0	0	2	94
1972	Clayton Heath	4	0	0	0	24
1973	Chuck Ramsey	0	6	5	0	23
1974	Clark Gaines	3	0	0	1	20
1975	John Zeglinski	10	0	0	0	60
1976	James McDougald	10	0	0	0	60
1977	James McDougald	5	0	0	0	30
1978	James McDougald	4	0	0	0	24
1979	James McDougald	13	0	0	0	78
1980	Kenny Duckett	12	0	0	0	72
1981	Phil Denfeld	1	7	22	0	49
1982	Phil Denfeld	3	5	20	0	53
1983	Michael Ramseur	8	0	0	0	48
1984	Michael Ramseur	11	0	0	0	66
1985	Topper Clermons	7	0	0	1	44
1986	Chip Rives	12	0	0	0	72
1987	Wilson Hoyle	0	16	21	0	69
1988	Ricky Proehl	11	0	0	0	66
1989	Ricky Proehl	11	0	0	0	66
1990	Dave Behrmann	0	10	29	0	59
1991	Mike Green	0	14	19	0	61
1992	Mike Green	0	10	22	0	52
1993	Mike Green	0	9	14	0	41
1994	Bill Hollows	0	9	8	0	35
1995	Marlon Estes	9	0	0	3	60
1996	Desmond Clark	6	0	0	0	36
1997	Matthew Burdick	0	15	24	0	69
1998	Matthew Burdick	0	13	24	0	63
1999	Matthew Burdick	0	16	27	0	75
2000	Tarence Williams	7	0	0	0	42
2001	Tyler Ashe	0	11	33	0	66
2002	Matt Wisnosky	0	17	33	0	84
2003	Chris Barclay	12	0	0	0	72
2004	Chris Barclay	9	0	0	0	54
2005	Sam Swank	0	19	29	0	86
2006	Sam Swank	0	23	33	0	102
2007	Sam Swank	0	18	44	0	98
2008	Sam Swank	0	11	18	0	51
2009	Jimmy Newman	0	11	34	0	67
2010	Jimmy Newman	0	12	31	0	67
2011	Jimmy Newman	0	17	39	0	90
2012	Michael Campanaro	7	0	0	0	42
2013	Chad Hedlund	0	8	26	0	50
2014	Mike Weaver	0	15	19	0	64
2015	Mike Weaver	0	11	24	0	57
2016	Mike Weaver	0	21	28	0	91
2017	Mike Weaver	0	21	52	0	115
2018	Nick Sciba	0	19	50	0	107
2019	Nick Sciba	0	24	47	0	119
2020	Nick Sciba	0	14	32	0	73
2021	Nick Sciba	0	23	65	0	134
2022	Matthew Dennis	0	12	56	0	92

ANNUAL TOTAL OFFENSE LEADERS

Year	Player	Plays	Rush	Pass	Total	TDR
1949	Carroll Blackerby	156	-129	837	708	5
1950	Bill Miller	178	721	0	721	5
1951	Ed Kissell	166	85	593	678	5
1952	Sonny George	214	-176	868	692	10
1953	Joe White	119	11	486	497	5
1954	Nick Consoles	131	-103	743	640	6
1955	Nick Consoles	151	-141	787	646	8
1956	Bill Barnes	168	1,010	0	1,010	7
1957	Neil MacLean	108	542	0	542	3
1958	Norm Snead	184	-12	1,003	991	8
1959	Norm Snead	218	4	1,361	1,365	13
1960	Norm Snead	312	-46	1,676	1,630	10
1961	Chuck Reiley	150	103	516	619	4
1962	John Mackovic	150	-10	594	584	3
1963	Karl Sweetan	271	-24	674	650	2
1964	John Mackovic	267	174	1,340	1,514	6
1965	Jon Wilson	164	130	513	643	5
1966	Ken Erickson	217	96	787	883	5
1967	Freddie Summers	338	510	909	1,419	12
1968	Freddie Summers	409	439	1,664	2,103	16
1969	Larry Russell	340	471	794	1,265	5
1970	Larry Russell	305	649	671	1,320	14
1971	Larry Hopkins	249	1,228	0	1,228	5
1972	Frank Harsh	157	663	0	663	0
1973	Andy Carlton	199	44	605	649	2
1974	Mike McGlamry	201	-14	585	571	2
1975	Jerry McManus	198	140	950	1,090	13
1976	Mike McGlamry	231	-42	1,066	1,024	4
1977	Mike McGlamry	291	-33	1,532	1,499	6
1978	David Webber	250	-70	1,070	1,000	2
1979	Jay Venuto	452	65	2,432	2,497	17
1980	Jay Venuto	480	-194	2,624	2,430	22
1981	Gary Schofield	461	-144	2,572	2,428	19
1982	Gary Schofield	413	-177	2,380	2,203	11
1983	Gary Schofield	372	-100	2,253	2,153	17
1984	Foy White	295	6	1,544	1,538	12
1985	Foy White	220	-54	1,322	1,268	14
1986	Mike Elkins	400	-98	2,541	2,443	17
1987	Mike Elkins	371	-89	1,915	1,826	9
1988	Mike Elkins	327	69	2,205	2,274	15
1989	Phil Barnhill	469	366	2,454	2,820	20
1990	Phil Barnhill	351	121	1,443	1,564	8
1991	Keith West	347	-66	1,969	1,903	9
1992	Keith West	329	-96	2,039	1,943	13
1993	Jim Kemp	270	76	1,488	1,564	8
1994	Rusty LaRue	285	30	1,303	1,333	6
1995	Rusty LaRue	505	26	2,775	2,801	17
1996	Brian Kuklick	476	-72	2,526	2,454	12
1997	Brian Kuklick	363	-48	2,180	2,132	17
1998	Brian Kuklick	474	-109	2,683	2,574	17
1999	Ben Sankey	374	405	1,496	1,901	14
2000	J. MacPherson	231	-57	1,324	1,267	3
2001	J. MacPherson	272	111	1,555	1,666	6
2002	J. MacPherson	291	177	1,837	2,014	9
2003	Cory Randolph	340	404	1,773	2,177	13
2004	Cory Randolph	239	287	972	1,259	4
2005	Chris Barclay	218	1127	0	1,127	10
2006	Riley Skinner	312	-71	2,051	1,980	10
2007	Riley Skinner	387	31	2,204	2,235	13
2008	Riley Skinner	467	144	2,347	2,491	14
2009	Riley Skinner	470	56	3,160	3,216	28
2010	Tanner Price	316	120	1,349	1,469	11
2011	Tanner Price	500	-53	3,017	2,964	21
2012	Tanner Price	487	-26	2,300	2,274	14
2013	Tanner Price	501	240	2,233	2,473	19
2014	John Wolford	471	-151	2,037	1,886	12
2015	John Wolford	306	67	1,791	1,858	12
2016	John Wolford	429	521	1,774	2,295	15
2017	John Wolford	514	683	3,192	3,875	39
2018	Sam Hartman	398	275	1,984	2,259	18
2019	Jamie Newman	541	574	2,868	3,442	32
2020	Sam Hartman	336	-1	2,224	2,223	15
2021	Sam Hartman	625	363	4,228	4,591	50
2022	Sam Hartman	530	129	3,701	3,830	39

ANNUAL ALL-PURPOSE YARD LEADERS

Year	Player	Rush	Rec	KOR	PR	Total
1948	Bill Gregus	628	23	547	4	1,202
1949	Bill "Nub" Smith	572	224	0	0	796
1950	Bill Miller	721	66	45	0	832
	Guido Scarton	562	165	9	79	832
1951	Guido Scarton*	507	290	34	0	836
1952	Larry Spencer	314	19	464	35	832
1953	John Parham*	304	45	137	70	593
1954	John Parham*	238	100	223	91	662
1955	Bill Barnes*	401	349	225	82	1,156
1956	Bill Barnes*	1,010	41	315	114	1,491
1957	Pete Barham	354	93	281	29	757
1958	Neil MacLean	624	3	25	0	652
1959	Bobby Robinson*	287	57	172	31	646
1960	Bobby Robinson	232	113	300	3	648
1961	Alan White	586	48	151	56	857
1962	Donnie Frederick	212	120	660	177	1,169
1963	Brian Piccolo	367	126	74	0	567
1964	Brian Piccolo	1,044	122	0	0	1,166
1965	Joe Carazo*	216	308	66	38	637
1966	Andy Heck	608	46	111	0	765
1967	Jack Dolbin	490	45	342	53	930
1968	Lee Clymer	389	100	473	8	970
1969	Buz Leavitt	461	90	0	0	551
1970	Larry Hopkins	984	0	0	0	984
1971	Larry Hopkins	1,228	-4	0	0	1,224
1972	Frank Harsh	663	15	0	0	678
1973	Clayton Heath	616	44	0	0	660
1974	Tom Lockridge	0	0	594	105	699
1975	John Zeglinski	591	354	542	243	1,730
1976	James McDougald	1,018	33	0	0	1,051
1977	James McDougald	987	123	0	0	1,110
1978	James McDougald	629	129	0	0	758
1979	James McDougald	1,177	176	0	0	1,353
1980	Kenny Duckett	19	656	182	113	970
1981	Wayne McMillan	407	33	248	0	688
1982	Michael Ramseur	966	82	41	0	1,089
1983	Michael Ramseur	629	58	32	-5	714
1984	Michael Ramseur	961	235	0	0	1,196
1985	Michael Ramseur	769	450	0	0	1,219
1986	Darryl McGill	859	138	208	0	1,205
1987	Ricky Proehl	35	788	230	41	1,094
1988	Mark Young	711	245	488	0	1,444
1989	Ricky Proehl	135	1,053	0	116	1,304
1990	Anthony Williams	86				

ANNUAL LEADERS

ANNUAL PUNT RETURN LEADERS

Year	Player	Ret	Yds	Avg	TD
1947	Tom Fetzter	43	377	8.8	
1948	Tom Fetzter	14	151	10.8	0
1949	Dickie Davis	13	169	13.0	0
1950	Terry Gwin	23	224	9.7	0
1951	Dickie Davis	18	146	8.1	0
1952	James Bland	21	135	6.4	0
1953	Bruce Hillenbrand	21	161	7.7	0
1954	John Parham	10	91	9.1	0
1955	Bill Barnes	9	82	9.1	0
1956	Jim Dalrymple	13	81	6.2	0
1957	Jim Dalrymple	7	45	6.4	0
1958	Jim Dalrymple	6	47	7.8	0
1959	Winston Futch	6	42	7.0	0
1960	Donnie Frederick	11	50	4.5	0
1961	Winston Futch	11	56	5.1	0
1962	Donnie Frederick	17	177	10.4	0
1963	Jimmy Bedgood	12	118	9.8	0
1964	Joe Carazo	14	86	6.1	0
1965	Andy Harper	7	57	8.1	0
1966	Digit Laughridge	32	173	5.4	0
1967	Digit Laughridge	16	78	4.9	0
1968	Digit Laughridge	34	220	6.5	0
1969	Fred Angerman	11	78	7.1	0
1970	Terry Kuharcheck	16	127	7.9	0
1971	Frank Fussell	23	153	6.7	0
1972	Junior Moore	22	215	9.8	0
1973	Tom Lockridge	12	67	5.6	0
1974	Tom Lockridge	11	105	9.5	0
1975	John Zeglinski	22	243	11.0	1
1976	John Zeglinski	22	187	8.5	0
1977	John Zeglinski	16	83	5.2	0
1978	Lewis Owens	10	88	8.8	0
1979	John Swider	22	109	5.0	0
1980	John Swider	24	87	3.6	0
1981	Tommy Gregg	17	155	9.1	0
1982	Tommy Gregg	27	215	8.0	0
1983	Reggie McCummings	8	109	14.3	0
1984	Tommy Gregg	13	91	7.0	0
1985	Reggie McCummings	14	136	9.7	0
1986	Gunter Brewer	22	209	9.5	0
1987	A.J. Greene	21	190	9.0	0
1988	A.J. Greene	20	138	6.9	0
1989	Ricky Proehl	17	116	6.8	0
1990	George Coghill	19	275	14.5	1
1991	George Coghill	25	312	12.5	1
1992	George Coghill	40	405	10.1	0
1993	Todd Dixon	13	167	12.8	1
1994	Richard Goodpasture	10	74	7.4	0
1995	D'Angelo Solomon	12	82	6.8	0
1996	D'Angelo Solomon	18	157	8.7	0
1997	Reggie Austin	18	93	5.2	0
1998	D'Angelo Solomon	9	61	6.8	0
1999	Reggie Austin	31	329	10.6	0
2000	Adrian Duncan	13	58	4.5	0
2001	Fabian Davis	30	323	10.8	1
2002	Fabian Davis	39	363	9.3	1
2003	Willie Idlette	21	146	7.0	1
2004	Willie Idlette	26	122	4.7	0
2005	Willie Idlette	24	96	4.0	0
2006	Willie Idlette	22	202	9.2	0
2007	Kenneth Moore	34	355	10.4	1
2008	Alphonso Smith	21	108	5.1	0
2009	Devon Brown	11	56	5.1	0
2010	Devon Brown	7	82	11.7	0
2011	Michael Campanaro	9	81	9.0	1
2012	Lovell Jackson	10	128	12.8	0
2013	Michael Campanaro	11	49	4.5	0
2014	Jared Crump	18	130	7.2	0
2015	Tabari Hines	23	91	4.0	0
2016	Jessie Bates III	18	73	4.1	0
2017	Greg Dortch	20	162	8.1	0
2018	Greg Dortch	25	276	11.0	2
2019	Kendall Hinton	12	91	7.6	0
2020	Taylor Morin	10	96	9.6	0
2021	Taylor Morin	20	199	10.0	0
2022	Taylor Morin	17	128	7.5	0

ANNUAL KICK RETURN LEADERS

Year	Player	Ret	Yds	Avg	TD
1948	Bill Gregus	22	547	24.9	0
1949	Bill Wilhelmy	4	80	20.0	0
1950	Bob Jones	3	51	17.0	0
1951	Larry Spencer	11	235	21.4	0
1952	Larry Spencer	11	464	42.2	2
1953	John Parham	6	137	22.8	0
1954	John Parham	9	223	24.8	0
1955	Bill Barnes	9	225	25.0	0
1956	Bill Barnes	11	315	28.6	0
1957	Pete Barham	11	281	23.5	0
1958	Bobby Robinson	10	233	23.3	0
1959	Bobby Robinson	7	172	24.6	0
1960	Bobby Robinson	13	300	23.1	0
1961	Alan White	7	151	21.6	0
1962	Donnie Frederick	29	660	22.8	0
1963	Wayne Welborn	14	237	16.9	0
1964	Joe Carazo	11	228	20.7	0
1965	Jimmy Dixon	20	412	20.6	0
1966	Jimmy Johnson	5	121	24.2	0
1967	Fred Angerman	17	366	21.5	0
1968	Lee Clymer	23	473	20.6	0
1969	Fred Angerman	18	309	17.2	0
1970	Ken Garrett	21	405	19.3	0
1971	Junior Moore	15	342	22.8	1
1972	Junior Moore	12	248	20.7	0
1973	Tom Lockridge	21	522	24.9	1
1974	Tom Lockridge	25	594	23.8	0
1975	John Zeglinski	25	542	21.7	0
1976	John Zeglinski	10	162	16.2	0
1977	George Ervin	31	550	17.7	0
1978	Ken Duckett	25	495	19.8	0
1979	Ken Duckett	16	339	21.2	0
1980	Ken Duckett	11	182	16.5	0
1981	Wayne McMillan	12	248	20.7	0
1982	Topper Clemons	23	460	20.0	0
1983	Ronnie Grinton	18	415	23.1	0
1984	Darryl McGill	13	244	18.8	0
1985	Darryl McGill	22	494	22.5	0
1986	David Chambers	17	361	21.2	0
1987	Chip Rives	15	296	19.7	0
1988	Mark Young	22	488	22.2	0
1989	Anthony Williams	34	641	18.9	0
1990	Anthony Williams	29	740	25.5	0
1991	Anthony Williams	22	353	16.0	0
1992	John Leach	21	385	18.3	0
1993	Todd Dixon	24	578	24.1	1
1994	Brent Morehead	17	364	21.4	0
1995	Marlon Estes	24	468	19.5	0
1996	Jammie Deese	16	339	21.2	0
1997	Myles Savage	20	524	26.2	1
1998	Chris McCoy	10	191	19.1	0
1999	John Stone	13	389	29.9	1
2000	John Stone	32	789	24.7	1
2001	John Stone	22	588	26.7	1
2002	Fabian Davis	17	363	21.4	0
2003	Willie Idlette	20	410	20.5	0
2004	Kevin Marion	20	460	23.0	0
2005	Kevin Marion	18	334	18.6	0
2006	Kevin Marion	22	490	22.3	0
2007	Kevin Marion	28	876	31.3	1
2008	Alex Frye	15	332	22.1	0
2009	Lovell Jackson	21	508	24.2	0
2010	Michael Campanaro	28	679	24.2	0
2011	Lovell Jackson	33	700	21.2	0
2012	Orville Reynolds	11	162	14.7	0
2013	John Armstrong	8	150	18.8	0
2014	John Armstrong	22	447	20.3	0
2015	Chuck Wade	17	314	18.5	0
2016	John Armstrong	22	488	22.2	0
2017	Greg Dortch	18	397	22.1	0
2018	Greg Dortch	18	376	20.9	0
2019	Christian Beal-Smith	8	143	17.9	0
2020	Donavon Greene	7	238	34.0	1
2021	Ja'Sir Taylor	8	210	26.3	1
2022	Ke'Shawn Williams	12	235	19.6	0

ANNUAL TACKLE LEADERS

Year	Player	UT	AT	Tot
1969	John Mazalewski	81	44	125
1970	Ed Stetz	104	87	191
1971	Ed Stetz	126	77	203
1972	unavailable			
1973	David Mebs	60	52	112
	Steve Colavito*	63	45	108
1974	David Mebs	64	63	127
	Randy Carroll*	68	41	109
1975	Bill Armstrong	123	54	177
1976	Bill Armstrong	83	45	128
1977	Mark Lancaster	82	37	119
1978	Carlos Bradley	79	48	127
	James Parker*	80	36	116
1979	Carlos Bradley	90	67	157
	James Parker*	93	53	146
1980	Carlos Bradley	50	92	142
1981	Mike Hodgson	44	40	84
	Ronnie Burgess*	53	16	69
1982	Steve Hammond	74	44	118
1983	Reggie McCummings	79	62	141
1984	Reggie McCummings	73	60	133
1985	Reggie McCummings	55	45	100
	Tony Scott*	55	35	90
1986	Scott Roberts	78	81	159
1987	Jimmie Simmons	71	69	140
1988	Ernie Purnsley	52	71	123
1989	Lamont Scales	62	80	142
1990	Maurice Miller	48	32	80
	George Coghill*	50	17	67
1991	Maurice Miller	63	28	91
1992	Kevin Giles	46	69	115
	Maurice Miller*	62	24	86
1993	Kevin Giles	75	34	109
1994	Kevin Giles	99	23	122
1995	Tucker Grace	91	37	128
1996	Kelvin Moses	72	56	128
1997	Dustin Lyman	57	34	91
1998	DaLawn Parrish	59	16	75
1999	Kelvin Moses	44	26	70
2000	Marquis Hopkins	63	37	100
	Nick Bender*	66	26	92
2001	Marquis Hopkins	75	50	125
2002	Brad White	55	39	94
	Caron Bracy*	56	26	82
2003	Caron Bracy	68	22	90
2004	Jon Abbate	60	41	101
2005	Jon Abbate	41	35	76
2006	Jon Abbate	46	74	120
	Aaron Curry*	52	31	83
2007	Chip Vaughn	66	39	105
2008	Aaron Curry	66	39	105
2009	Dominique Midgett	37	42	79
	Cyhl Quarles*	42	20	62
2010	Hunter Haynes	35	42	77
	Cyhl Quarles*	45	26	71
2011	Cyhl Quarles	52	49	101
2012	Justin Jackson	40	41	81
	A.J. Marshall*	41	35	76
2013	Ryan Janvion	61	34	95
2014	Ryan Janvion	54	61	115
2015	Brandon Chubb	52	55	107
2016	Marquel Lee	63	42	105
2017	Cameron Glenn	65	33	98
2018	Justin Strnad	63	42	105
	Cameron Glenn*	68	30	98
2019	Ryan Smenda	38	43	81
	Ja'Quez Williams*	46	27	73
2020	Ja'Quez Williams	41	32	73
2021	Luke Masterson	57	28	85
2022	Ryan Smenda Jr.	41	76	117

* led team in solo tackles

ANNUAL LEADERS/NATIONAL RANKINGS

GENERAL

STAFF

PLAYERS

2021 REVIEW

HISTORY

RECORDS

RESULTS

ANNUAL INTERCEPTION LEADERS

Year	Player	Int
1949	Dickie Davis/Bob Jones	2
1950	Larry Spencer	5
1951	Three tied	3
1952	James Bland	3
1953	Sonny George	3
1954	Bill Barnes	3
1955	Bill Barnes	5
1956	Bill Barnes	3
1957	Jim Dalrymple	3
1958	Four tied	2
1959	Chuck Reiley	4
1960	Chuck Reiley	4
1961	Seven tied	1
1962	Wally Bridwell	3
1963	Wally Bridwell	3
1964	Joe Carazo/Wayne Welborn	4
1965	Joe Carazo	6
1966	Andy Harper	6
1967	Digit Laughridge	4
1968	Digit Laughridge	3
1969	Terry Kuharchek	4
1970	Terry Kuharchek	4
1971	Steve Bowden	5
1972	Donald Brown/Sammy Rothrock	4
1973	Steve Colavito/Spencer Horne	3
	Tom Lockridge/Rich Sievers	3
1974	Ed McDonald	4
1975	Bill Armstrong/Ed McDonald	3
1976	James Royster	4
1977	James Royster	5
1978	James Royster	4
1979	Derek Crocker	4
1980	Joel Triplett	4
1981	Ronnie Burgess/Steve Litaker/John Swider	2
1982	Ronnie Burgess	4
1983	Ronnie Burgess	6
1984	Ronnie Burgess/Reggie McCummings	5
1985	A. J. Greene	3
1986	A. J. Greene	3
1987	A. J. Greene	7
1988	A. J. Greene	4
1989	Lamont Scales	3
1990	George Coghill	4
1991	George Coghill	4
1992	Kevin Cole	4
1993	Tom Stuetzer	4
1994	Brent Morehead	2
1995	D'Angelo Solomon	3
1996	D'Angelo Solomon	3
1997	Reggie Austin	2
1998	Reggie Austin	4
1999	Adrian Duncan	3
2000	Michael Clinkscale/Adrian Duncan/ Quintin Williams	2
2001	Kellen Brantley/Marcus McGruder	3
2002	Eric King/Daryl Shaw/Quintin Williams	3
2003	Eric King	3
2004	Marcus McGruder	3
2005	Josh Gattis	5
2006	Josh Gattis	5
2007	Alphonso Smith	8
2008	Alphonso Smith	7
2009	Kenny Okoro	3
2010	Alex Frye	3
2011	Josh Bush	6
2012	Kevin Johnson	3
2013	Kevin Johnson/Merrill Noel	3
2014	Merrill Noel	3
2015	Brad Watson	2
2016	Jessie Bates III	5
2017	Essang Basse/Justin Strnad	3
2018	Six tied	1
2019	Amari Henderson	4
2020	Nick Andersen	4
2021	Traveon Redd	3
2022	Seven tied	1

DEACONS IN THE NATIONAL RANKINGS

Week of	AP*	Coaches*	CFP*	Opponent (Rank)	Result
Oct. 9, 1944	17	-	-	VMI	W, 37-7
Oct. 23, 1944	17	-	-	at Miami	W, 27-0
Oct. 30, 1944	17	-	-	Clemson	W, 13-7
Nov. 6, 1944	12	-	-	at Duke (20)	L, 0-34
Dec. 3, 1945	19	-	-	--	End of Year
Oct. 28, 1946	12	-	-	at Chattanooga	W, 32-14
Nov. 4, 1946	13	-	-	at Duke	L, 0-13
Oct. 13, 1947	14	-	-	at George Washington	W, 39-7
Oct. 20, 1947	11	-	-	Duke	L, 6-13
Nov. 1, 1948	18	-	-	at Duke	W, 27-20
Nov. 8, 1948	19	-	-	at Clemson (10)	L, 14-21
Nov. 29, 1948	20	-	-	--	End of Year
Nov. 7, 1949	18	-	-	at NC State	L, 14-27
Oct. 16, 1950	19	-	-	George Washington	W, 13-7
Oct. 23, 1950	17	-	-	Clemson (16)	L, 12-13
Nov. 13, 1950	16	-	-	NC State	T, 6-6
Oct. 22, 1979	18	-	-	Auburn (13)	W, 42-38
Oct. 29, 1979	14	-	-	at Clemson	L, 0-31
Nov. 5, 1979	20	-	-	Duke	W, 17-14
Nov. 12, 1979	17	-	-	at South Carolina	L, 14-35
Nov. 16, 1992	25	-	-	at NC State (13)	L, 14-42
Jan. 3, 1993	25	17	-	--	End of Year
Sept. 7, 2003	20	21	-	Purdue	L, 10-16
Oct. 30, 2006	-	23	-	Boston College (16)	W, 21-14
Nov. 5, 2006	18	19	-	at Florida State	W, 30-0
Nov. 12, 2006	14	14	-	Virginia Tech (19)	L, 6-27
Nov. 19, 2006	20	20	-	at Maryland	W, 38-24
Nov. 26, 2006	16	16	-	Georgia Tech (23)	W, 9-6
Dec. 4, 2006	15	15	-	Louisville (5)	L, 13-24
Jan. 10, 2007	18	17	-	--	End of Year
Aug. 28, 2008	23	23	-	at Baylor	W, 41-13
Sept. 6, 2008	20	20	-	Ole Miss	W, 30-28
Sept. 13, 2008	18	18	-	Bye Week	--
Sept. 20, 2008	18	18	-	at Florida State (24)	W, 12-3
Sept. 27, 2008	16	15	-	Navy	L, 17-24
Oct. 2, 2008	21	21	-	Bye Week	--
Oct. 9, 2008	21	21	-	Clemson	W, 12-7
Oct. 16, 2008	21	19	-	at Maryland	L, 0-26
Sept. 28, 2019	-	24	-	at Boston College	W, 27-24
Oct. 5, 2019	22	20	-	Bye Week	--
Oct. 12, 2019	19	17	-	Louisville	L, 59-62
Oct. 26, 2019	25	23	-	Bye Week	--
Nov. 2, 2019	23	22	-	NC State	W, 44-10
Nov. 9, 2019	22	20	19	at Virginia Tech	L, 17-36
Sept. 26, 2021	24	25	--	Louisville	W, 37-34
Oct. 3, 2021	19	20	--	at Syracuse	W, 40-37 (OT)
Oct. 10, 2021	16	16	--	Bye Week	--
Oct. 17, 2021	16	15	--	at Army	W, 70-56
Oct. 24, 2021	13	13	--	Duke	W, 45-7
Oct. 31, 2021	10	9	9	at North Carolina	L, 55-58
Nov. 7, 2021	13	13	12	NC State (21/19/16)	W, 45-42
Nov. 14, 2021	13	12	10	at Clemson	L, 27-48
Nov. 21, 2021	21	21	18	at Boston College	W, 41-10
Nov. 28, 2021	18	18	16	vs. Pitt (17/15/15)	L, 21-45
Dec. 5, 2021	20	19	17	vs. Rutgers	W, 38-10
Jan. 16, 2022	15	14	17	--	End of Year
Aug. 15, 2022	22	19	--	VMI	W, 44-10
Sept. 6, 2022	23	21	--	at Vanderbilt	W, 45-25
Sept. 11, 2022	19	18	--	Liberty	W, 37-36
Sept. 18, 2022	21	16	--	Clemson (5/5)	L, 45-51 (OT)
Sept. 25, 2022	22	21	--	at Florida State (23/22)	W, 31-21
Oct. 2, 2022	15	15	--	Army	W, 45-10
Oct. 9, 2022	14	14	--	Bye Week	--
Oct. 16, 2022	13	13	--	Boston College	W, 43-15
Oct. 23, 2022	10	10	--	at Louisville	L, 48-21
Oct. 30, 2022	20	19	21	at NC State (21/20/22)	L, 30-21

WINS AGAINST AP-RANKED TEAMS

Date	WF Rank	Opp. Rank	Opponent	Location	Score
Dec. 1, 1945	-	16	at Clemson	Clemson, S.C.	13-6
Oct. 26, 1946	-	4	at Tennessee	Knoxville, Tenn.	19-6
Oct. 11, 1947	-	19	at North Carolina	Chapel Hill, N.C.	19-7
Nov. 5, 1949	-	16	at Duke	Durham, N.C.	27-7
Nov. 26, 1953	-	15	vs. South Carolina	Charlotte, N.C.	19-13
Sept. 13, 1975	-	15	at NC State	Raleigh, N.C.	30-22
Nov. 13, 1976	-	20	at South Carolina	Columbia, S.C.	10-7
Sept. 15, 1979	-	12	at Georgia	Athens, Ga.	22-21
Oct. 13, 1979	-	14	at North Carolina	Chapel Hill, N.C.	24-19
Oct. 27, 1979	18	13	Auburn	Allegacy Stadium	42-38
Sept. 7, 1996	-	13	Northwestern	Allegacy Stadium	28-27
Sept. 6, 1997	-	21	Northwestern	Allegacy Stadium	27-20
Sept. 25, 1999	-	25	NC State	Allegacy Stadium	31-7
Nov. 20, 1999	-	14	Georgia Tech	Allegacy Stadium	26-23
Sept. 6, 2003	-	11	NC State	Allegacy Stadium	38-24
Nov. 4, 2006	22	16	Boston College	Allegacy Stadium	21-14
Dec. 2, 2006	16	22	vs. Georgia Tech	Jacksonville, Fla.	9-6
Oct. 11, 2007	-	21	Florida State	Allegacy Stadium	24-21
Sept. 20, 2008	18	24	at Florida State	Tallahassee, Fla.	12-3
Oct. 8, 2011	-	22	Florida State	Allegacy Stadium	35-30
Dec. 27, 2016	-	23	Temple	Annapolis, Md.	34-26
Nov. 18, 2017	-	25	NC State	Allegacy Stadium	30-24
Nov. 8, 2018	-	14	NC State	Raleigh, N.C.	27-23
Oct. 24, 2020	-	19	Virginia Tech	Allegacy Stadium	23-16
Nov. 13, 2021	12	16	NC State	Allegacy Stadium	45-42
Oct. 1, 2022	21	22	Florida State	Tallahassee, Fla.	31-21

¹ indicates Associated Press poll; ² indicates Coaches poll; ³ indicates College Football Playoff poll

TEAM RECORDS

RUSHING

Rushing Attempts

Most Game 94 vs. Tulsa (10/16/71)
 Most Season 744 in 1971
 Fewest Game 10 vs. NC State (11/18/95)
 Fewest Season 306 in 1995

Rushing Yards

Most Game 528 vs. Tulsa (10/16/71)
 Most Season 3,344 in 1971
 Fewest Game -47 vs. Maryland (10/17/81)
 Fewest Season 479 in 2014

Ball Carriers

Most Game 12, Virginia, 1959
 12, Maryland, 1958
 12, Richmond, 1951
 Fewest Game 2, several times
 Most Recent Syracuse, 2017

First Downs Rushing

Most Game 32 vs. Tulsa (10/16/71)
 Most Season 195 in 1971
 Fewest Game 0, seven times
 Fewest Season 40 in 1995

Average Per Carry

Game 10.2 at Va. Tech (10/16/10)
 Most Season 4.6 in 2017
 Fewest Season 1.3 in 2014

Rushing Touchdowns

Most Game 7 vs. Tulsa (10/16/71)
 Most Season 33 in 2002
 Fewest Season 4, four times
 (1962, 1963, 1996, 2014)

Opponent Rush Yards

Most Game 536 at Clemson (10/31/81)
 Fewest Game -21, two times:
 Richmond (10/6/51)
 at Furman (11/22/52)
 Most Season 3,473 in 1981
 Fewest Season 626 in 1950

Opponent Avg Per Carry

Game 11.8 vs. Clemson (10/6/18)

Most Season 5.6 in 1981
 Fewest Season 2.4 in 1952

Opponent Rushing TDs

Most Season 33 in 1990
 Fewest Season 10 in 1952 & 2008

PASSING

Pass Attempts

Most Game 78 at Duke (10/28/95)
 Most Season 518 in 2021
 Fewest Game 3 vs. UNC (10/23/71)
 Fewest Season 80 in 1971

Pass Completions

Most Game 55 at Duke (10/28/95)
 Most Season 302 in 2021 & 2022
 Fewest Game 0, three times
 Fewest Season 32 in 1971

Passing Yards

Most Game 556 vs. Maryland (10/17/81)
 Most Season 4,303 in 2021
 Fewest Game -1 vs. Duke (11/10/73)
 Fewest Season 340 in 1971

First Downs Passing

Most Game 27 at Ga. Tech (11/21/98)
 Most Season 193 in 2021
 Fewest Season 17 in 1971

Completion Percentage

Best Game 100.0 (11 of 11)
 (min. 10 att.) vs. Navy (12/20/08)
 Best Game 85.3 (29 of 34)
 (min. 20 att.) vs. North Carolina (9/22/79)
 Best Season 71.2 (279 of 392) in 2007
 Worst Season 32.0 (63 of 197) in 1973

Pass Yards Per Game

Most Season 311.9 in 2021
 Fewest Season 30.9 in 1971

Passing Touchdowns

Most Game 6, Clemson (9/24/22)
 Most Season 43 in 2022
 Fewest Season 0 in 1957

Passes had Intercepted

Most Quarter 4 by Maryland (10/2/71)
 Most Game 7 by Texas Tech,
 at Charlotte (11/29/41)
 Most Season 26 in 1958
 Fewest Season 4 in 1971

Opponent Completion Percentage

Highest Season 63.4 in 2020
 Lowest Season 32.9 in 1956

Opponent Pass Yards

Most Game 550 at North Carolina (11/14/20)
 Most Season 3,530 in 2017
 Fewest Game 0, at least 4 times
 (most recent) Navy, 2009
 Fewest Season 497 in 1956
 (49.7 average)

Opponent Passing TDs

Most Season 29 in 2010 & 2022
 Fewest Season 1 in 1956

TOTAL OFFENSE

Plays

Most Game 105 twice, vs. Utah St (8/30/19)
 vs. Boston College (9/13/18)
 Most Season 1,084 in 2021
 Fewest Game 41 (27 rush, 14 pass)
 at Army (10/19/63)
 Fewest Season 547 in 1953

Yards

Most Game 734 at Syracuse (11/11/17)
 Most Season 6,550 in 2021
 Fewest Game -2 vs. UNC (9/24/32)
 Fewest Season 1,650 in 1963

Average Yards Per Game

Most Season 467.9 in 2021
 Fewest Season 165.0 in 1963

Yards Per Play

Most Season 6.3 in 2017
 Fewest Season 2.8 in 1963

Opponent Yards

Most Game 756 at Clemson (10/31/81)
 Most Season 5,962 in 2018

TOP SINGLE-GAME PERFORMANCES

RUSHING

	Yards	Opponent	Date
1.	528	Tulsa	10/16/71
2.	444	Clemson	10/17/70
3.	421	North Carolina	10/26/68
4.	419	at Duke	10/29/05
5.	415	Presbyterian	9/2/10
5.	408	Richmond	10/6/51
6.	407	East Carolina	9/17/05
7.	402	at NC State	10/9/71
8.	401	at Virginia	10/25/75
9.	396	Maryland	11/20/93
10.	371	at Syracuse	11/11/17

PASSING

	Yards	Opponent	Date
1.	556	Maryland	10/17/81
2.	545	NC State	11/18/95
3.	501	Georgia Tech	11/4/95
4.	494	at Georgia Tech	11/21/98
5.	478	at Duke	10/28/95
6.	458	at Army	10/23/21
7.	461	Louisville	10/28/17
8.	447	at South Carolina	11/15/80
9.	429	at NC State	9/20/86
429	at North Carolina	11/14/20	
11.	423	Louisville	10/12/19

TOTAL OFFENSE

	Yards	Opponent	Date
1.	734	at Syracuse	11/11/17
2.	677	Duke	10/30/21
3.	668	Louisville	10/12/19
4.	646	Texas A&M	12/29/17
5.	638	at Army	10/23/21
6.	632	North Carolina	10/26/68
7.	625	Louisville	10/28/17
8.	618	Duke	11/23/19
9.	615	at North Carolina	11/6/21
10.	607	Elon	9/21/19
11.	606	at North Carolina	11/14/20
12.	598	at Virginia	10/25/75

HIGHEST SCORING GAMES

	Score	Opponent	Date
1.	80-0	Florence YMCA	9/25/15
2.	79-0	William Jewell	9/21/40
3.	70-56	at Army	10/23/21
4.	67-0	Guilford	11/1/24
5.	66-14	Campbell	10/2/20
	66-21	Virginia	10/25/75
	66-0	at Camp Davis	9/20/41
	66-0	Western Maryland	10/21/39
9.	65-0	at Elon	11/26/25
	65-0	Guilford	11/15/19

HIGHEST SCORING GAMES (TWO TEAMS)

	Pts	Score	Opponent	Date
126	70-56	at Army	10/23/21	
121	59-62	Louisville	10/12/19	
113	55-58	at North Carolina	11/6/21	
112	53-59	at North Carolina	11/14/20	
107	55-52	Texas A&M	12/29/17	
107	64-43	at Syracuse	11/11/17	
106	24-82	at Clemson	10/31/81	
102	54-48	Duke	9/11/10	
98	35-63	at Georgia Tech	11/21/98	
96	45-51	Clemson	9/24/23	
92	24-68	at Stanford	9/18/10	
91	56-35	at Louisville	10/27/18	
87	66-21	at Virginia	10/25/75	
87	35-52	Duke	11/4/89	
87	42-45	at NC State	9/19/20	
87	45-42	NC State	11/13/21	

TOP TEAM SEASONS

RUSHING

Year	Yards
1.	1971 3,344
2.	2002 3,135
3.	2018 2,778
4.	1970 2,496
5.	2017 2,456
6.	2003 2,439
7.	2001 2,438
8.	2019 2,284
9.	2004 2,267
10.	2021 2,247

PASSING

Year	Yards
1.	2021 4,303
2.	2022 4,055
3.	2019 3,748
4.	2017 3,599
5.	2011 3,291
6.	2009 3,259
7.	1998 3,151
8.	2018 3,069
9.	1995 3,073
10.	1981 2,986

TOTAL OFFENSE

Year	Yards
1.	2021 6,550
2.	2017 6,055
3.	2019 6,032
4.	2018 5,847
5.	2022 5,759
6.	2002 5,305
7.	2009 4,841
8.	2011 4,781
9.	2007 4,425
10.	1986 4,418

SCORING

Year	Points
1.	2021 574
2.	2022 469
3.	2017 459
4.	2018 427
5.	2019 414
6.	2007 362
7.	2002 356
8.	2011 338
9.	2003 335
10.	1986 325

FIRST DOWNS

Year	Number
1.	2021 353
2.	2022 330
3.	2018 320
4.	2019 307
5.	2017 296
6.	2002 274
7.	2009 267
8.	2011 263
9.	2001 247
10.	2007 245

RUSH/GAME

Year	Avg.
1.	1971 304.0
2.	2002 241.2
3.	1970 226.9
4.	2001 221.6
5.	2018 213.7
6.	2004 206.1
7.	1967 203.5
8.	2003 203.2
9.	2005 197.5
10.	2017 188.9

PASSING/GAME

Year	Avg.
1.	2022 311.9
2.	2021 307.4
3.	2019 288.3
4.	1998 286.5
5.	2020 281.4
6.	1995 279.4
7.	2017 276.8
8.	2009 271.6
9.	1981 271.5
10.	1996 254.1

OFFENSE/GAME

Year	Avg.
1.	2021 467.9
2.	2017 465.8
3.	2019 464.0
4.	2018 449.8
5.	2020 444.6
6.	2022 443.0
7.	2002 408.1
8.	2009 403.4
9.	1986 401.6
10.	2001 390.2

POINTS/GM

Year	Avg.
1.	2021 41.0
2.	2022 36.1
3.	2020 36.0
4.	2017 35.3
5.	2018 32.8
6.	2019 31.8
7.	1986 29.5
8.	2003 27.9
9.	2007 27.8
10.	2002 27.4

LEAST PENALIZED

Year	Avg.
1.	1966 27.9
2.	1960 28.8
3.	1985 30.8
4.	1983 33.4
5.	1954 33.4
6.	1994 34.4
7.	2019 35.4
8.	1974 35.5
9.	1976 37.5
10.	1991 37.6

TEAM RECORDS

Fewest Game 0 by Furman (1952)
Fewest Season 1,468 in 1950

First Downs

Most Game 40 vs. Louisville (10/12/19)
Most Season 354 in 2021
Fewest Game 0 vs. UNC (9/24/32)
Fewest Season 87 in 1953

Opponent First Downs

Most Game 35, Clemson in 1981;
 Florida State in 1993
 Virginia Tech in 2010
Most Season 313 in 2017 & 2021
Fewest Game 1, North Carolina, 1944
Fewest Season 81 in 1946

SCORING

Points

Most Game 80 vs. Florence YMCA
 (all-time) (9/25/1915)
Most Game 70 at Army
 (modern) (10/23/2021)
ACC Game 66 at Virginia (10/25/75)
Road Game 70 at Army (10/23/2021)
Per Game 41.0 in 2021
Most Season 574 in 2021
Fewest Season 37 in 1963

Most Points In A Half

50 (1st) at Virginia (10/25/75)

Most Points In A Quarter

28 (2nd) at Virginia (10/25/75)
 28 (2nd) at Duke (10/18/03)
 28 (2nd) vs. Clemson (11/1/03)
 28 (4th) vs. Louisville (10/12/19)
 28 (3rd) vs. Campbell (10/2/20)

Most Touchdowns

Most Season 72 in 2021
Fewest Season 5 in 1963

Opponent Points

Most Game 82 at Clemson in 1981
Most Season 433 in 2018
Fewest Season 36 in 1932

Opponent Touchdowns

Most Season 59 in 2018
Fewest Season 15 in 1956

Largest Victory Margin

(all-time) 80(80-0)vs.Florence YMCA(9/25/15)
 (modern) 52 (59-7) at Duke (11/24/18)
 52 (66-14) vs. Campbell (10/2/20)

Largest Margin Of Defeat

(all-time) 76 (0-76) at NC State (9/30/1908)
 (modern) 63 (0-63) at Oklahoma (10/5/74)

Safeties By Wake Forest

Most Game 2 at Florida State (9/29/01)
Most Season 5 in 2001 (NCAA record)

MISCELLANEOUS

Interceptions (Defense)

Most Quarter 4 at Maryland (10/2/71) (4th)
Most Game 7 at Georgia Tech (11/21/87)
Most Season 22 in 2006

Interception Return Yards

Game 211 vs. S. Carolina (9/24/55)

Interception Returns for Touchdown

Game 3 vs S Carolina (9/24/55)
Season 6 in 2007

Penalties

Most Game 15 at Duke (11/7/92)
Most Season 94 in 1987

Fewest Game 0 vs. Towson (9/8/18)
 0 at Memphis (10/31/64)
 0 at S. Carolina (11/26/60)
Fewest Season 27 in 1960

Penalty Yards

Most Game 163 Virginia Tech (9/10/83)
Most Season 789 yards in 1980
Fewest Season 279 in 1966

First Downs by Penalty

Most Game 6 Clemson (11/6/2014)
 6 NC State (11/13/2021)
 6 Clemson (9/24/22)
Season 40 in 2021

Fumbles

Most Game 13 (lost 6) at Florida (9/28/57)
Most Season 43 in 1972
Fewest Season 8 in 2018

Fumbles Lost

Most Game 8 (of 12) vs. Duke (11/17/56)
Most Season 25 in 1956
Fewest Season 4 in 2011
 4 in 2020

Turnovers

Most Game 9 vs. Duke (11/17/56)
 (8 fumbles, 1 int)
Most Season 44 in 1978
Fewest Season 9 in 2020

Kickoff Returns

Most Game 11 vs. Maryland (10/30/10)
Most Season 69 in 2010

Kickoff Return Yards

Most Game 242 vs. NC State (11/24/73)
Most Season 1,420 in 2010

Kickoff Return Average

Most Game (min. 3) 48.7 vs. Maryland (10/18/97)
Most Season 25.1 in 1952

Kickoff Return Touchdowns

Most Game 1, many times (last, 9/3/21)
Most Season 2 in 1952

Punt Returns

Most Game 10 vs NC State (11/1/52)
Most Season 51 in 1947

Punt Return Yards

Most Game 141 vs. Boston College (9/27/46)
Most Season 472 in 1940

Punt Return Average

Most Game (min. 3) 34.0 vs. Towson (9/8/18)
Most Season 14.5 in 1990

Punt Return Touchdowns

Most Game 2 vs. Towson (9/8/18)
Most Season 3 in 1987, 2018

Tackles for Loss

Most Game 18 vs. Navy (11/18/00)
Most Season 106 in 2017

Tackles for Loss Yards

Most Game 88 vs. Maryland (9/22/07)
Most Season 419 in 2016

Sacks by

Most Game 9 vs. Maryland (10/17/92)
Most Season 46 in 1992

Sack Yards

Most Game 72 vs. Maryland (10/17/92)
Most Season 321 in 1992

WINS AND LOSSES

Undefeated Teams

1888 (1-0); 1892 (4-0-1)

Most Wins

11, 2006 (11-3)
 11, 2021 (11-3)

Most Wins, Month

5, September, 2006

Most Losses

10, six times: 1957 (0-10); 1962 (0-10);
 1974 (1-10); 1977 (1-10); 1978 (1-10);
 1995 (1-10)

Most Ties

3 in 1956

Most Consecutive Wins

In One Season 8 in 2021

Most Consecutive Losses

In One Season 10 five times: 1957,
 1962, 1974, 1977, 1978

Most Shutouts

6 in 1929

Most Times Shut Out

7 in 1963

STREAKS

Winning Streak

8 games in 2021

Home Win Streak

11 games from 10/2/20 to 9/24/22

Unbeaten Streak

9 games from 10/20/45 through 10/12/46

Unbeaten In ACC Games

6 games from 10/3/70 through 10/2/71
 6 games from 9/18/21 through 11/13/21

Consecutive Games Without Being Shutout

123 games from 9/5/98 through 10/18/08
 Current: 115 from 11/2/13

Consecutive Shutouts Posted

4 games in 1930

Losing Streak

18 games from 9/22/62 through 11/9/63

Winless Streak

20 games from 9/22/73 through 11/16/74

Consecutive ACC Losses

17 games from 10/14/89 through 11/2/91

Consecutive Times Shutout

6 games in 1963

Cons. Times Shutout In ACC Games

4 games in 1963

Consecutive Quarters Shutout

26 quarters in 1963

Road Win Streak

8 games from 10/24/45 to 11/1/46
 (includes Gator Bowl)

ACC Road Win Streak

4 games in 2006

Statistics, except wins & losses and streaks, do not include bowl games prior to 2002.

MILESTONE GAMES (OVERALL)

#	Date	Opponent	Result
1	10/18/1888	North Carolina	W, 6-4
100	11/8/19	at Va. Tech	L, 0-40
200	11/28/29	Mercer	W, 13-0
300	9/27/41	at Duke	L, 14-43
400	11/3/51	at Clemson	L, 6-21
500	11/4/61	at Auburn	W, 7-21
600	10/16/71	Tulsa	W, 51-21
700	10/18/80	at Maryland	L, 10-11
800	10/21/89	at Virginia	L, 28-47
900	10/24/98	No. Carolina	L, 31-38
1000	9/1/07	at Boston College	L 28-38
1100	9/3/15	Elon	W 41-3

enters 2023 season with 1199

MILESTONE GAMES (ALLEGACY STADIUM)

#	Date	Opponent	Result
1	9/14/68	NC State	L, 6-10
25	9/15/73	Florida St.	W, 9-7
50	11/12/77	South Carolina	L, 14-24
75	11/13/82	Georgia Tech	L, 7-45
100	9/19/87	NC State	W, 21-3
125	10/5/91	Appalachian St.	L, 3-17
150	8/29/96	Appalachian St.W.	19-13
175	9/30/00	Virginia	L, 10-27
200	10/9/04	Virginia Tech	L, 10-17
225	11/1/08	Duke	W, 33-30
250	9/8/12	North Carolina	W 28-27
275	9/17/16	Delaware	W 38-21
300	11/23/19	Duke	W, 39-27

enters 2023 season with 317

MILESTONE WINS (OVERALL)

#	Date	Opponent	Result
1	10/18/1888	North Carolina	6-4
25	10/30/15	Richmond	40-0
50	11/1/24	Guilford	67-0
100	9/7/38	Randolph Macon	57-6
150	11/1/46	Chattanooga	32-14
200	9/19/59	at Florida St.	22-20
250	10/25/75	at Virginia	66-21
300	9/26/87	Appalachian St.	16-10
350	12/25/99	Arizona State	23-3
375	9/17/05	East Carolina	44-34
400	9/6/08	Ole Miss	30-28
425	11/3/12	Boston College	28-14
450	12/29/17	Texas A&M	55-52
475	10/9/21	at Syracuse	40-37 (OT)

enters 2023 season with 488

MILESTONE WINS (ALLEGACY STADIUM)

#	Date	Opponent	Result
1	10/26/68	North Carolina	48-31
10	11/6/71	William & Mary	36-29
20	9/22/79	East Carolina	23-20
30	10/22/83	Virginia	38-34
40	9/12/87	Richmond	24-0
50	9/14/91	W. Carolina	40-24
60	11/16/96	Duke	17-16
70	9/8/01	Appalachian St.	20-10
80	9/24/04	Boston College	17-14
90	9/22/07	Maryland	31-24 OT
100	9/18/09	Elon	35-7
110	9/8/12	North Carolina	28-27
120	9/1/16	Tulane	7-3
130	9/29/18	Rice	56-24
140	9/3/21	Old Dominion	42-10
150	11/19/22	Syracuse	45-35

enters 2023 season with 150

TEAM RECORDS

MOST RUSHING YARDS

- Tulsa, (10/16/71) 528
- Western Maryland, (10/21/39) ... 524
- William Jewell, (9/21/40) 504
- Virginia Tech, (10/10/70) 444
- North Carolina, (10/26/68) 421
- Duke, (10/29/05) 419
- Presbyterian, (9/2/10) 415
- Richmond, (10/6/51) 408
- East Carolina, (9/17/05) 407
- NC State, (10/9/71) 402

FEWEST RUSHING YARDS

- Maryland (10/17/81) -47
- Virginia (9/21/96) -45
- Florida State (11/14/98) -30
- Utah State (9/13/14) -25
- Louisville (9/27/14) -22
- Virginia (10/8/94) -21
- Miami (11/21/69) -18
- North Carolina (10/16/37) -16
- Virginia (11/12/55) -11
- NC State (11/7/98) -11

MOST RUSHING YARDS ALLOWED

- Clemson (10/31/81) 536
- Oklahoma (10/5/74) 531
- Army West Point (10/19/63) 501
- Clemson (10/6/18) 471
- North Carolina (10/10/81) 467
- Navy (10/26/96) 463
- South Carolina (11/18/78) 455
- Army West Point (10/6/45) 443
- North Carolina (10/8/83) 440
- Clemson (9/16/00) 436

FEWEST RUSHING YARDS ALLOWED

- Furman (11/22/52) -21
- Richmond (10/6/51) -21
- Temple (12/27/16) -20
- Virginia (10/23/76) -1
- NC State (11/1/52) (43 carries) 6
- Navy (11/23/91) 7
- Wm Jewell (9/21/40) 9
- North Carolina (9/23/44) 11
- Clemson (10/4/47) 12
- North Carolina (10/6/99) 12
- Boston College (11/3/12) 12

MOST RUSHING ATTEMPTS

- Tulsa (10/16/71) 94
- Duke (11/7/70) 78
- Virginia Tech (9/18/71) 78
- South Carolina (11/15/69) 76
- NC State (11/18/50) 73
- North Carolina (10/23/71) 72
- NC State (10/9/71) 71
- Purdue (9/21/02) 69
- East Carolina (9/1/01) 69
- South Carolina (10/13/73) 69
- Virginia Tech (9/26/64) 69

FEWEST RUSHING ATTEMPTS

- NC State (11/18/95) 10
- Louisiana-Monroe (9/14/13) 15
- Duke (10/28/95) 16
- Georgia Tech (11/4/95) 17
- Virginia (10/31/98) 17
- South Carolina (11/14/87) 18
- Maryland (10/19/96) 19
- Georgia Tech (9/14/96) 19
- Syracuse (11/2/13) 19
- North Carolina (10/5/96) 19

MOST RUSHING ATTEMPTS ALLOWED

- Virginia Tech (11/22/75) 87
- Duke (10/19/57) 82
- Army West Point (9/22/12) 77
- Clemson (11/4/78) 77
- South Carolina (11/12/77) 75
- Army West Point (10/19/63) 75
- Oklahoma (10/5/74) 75
- Maryland (10/4/69) 74
- NC State (9/24/77) 72
- Duke (11/15/58) 72
- Virginia Tech (9/4/76) 72

FEWEST RUSHING ATTEMPTS ALLOWED

- Clemson (9/12/46) 16
- Maryland (11/20/93) 17
- Florida State (11/14/98) 17
- Virginia (11/8/08) 17
- NC State (11/13/21) 18
- Elon (9/3/15) 19
- Florida State (11/15/97) 20
- Rutgers (11/8/97) 20

MOST PASSING YARDS

- Maryland (10/17/81) 556
- NC State (11/18/95) 545
- Georgia Tech (11/4/95) 501
- Georgia Tech (11/21/98) 494
- Duke (10/28/95) 478
- Louisville (10/28/17) 461
- Army (10/23/21) 458
- South Carolina (11/15/80) 447
- at North Carolina (11/14/20) 429
- NC State (9/20/86) 429
- Louisville (10/12/19) 423

MOST PASSING YARDS ALLOWED

- at North Carolina (11/14/20) 550
- Florida State (11/15/97) 506
- Texas A&M (12/29/17) 499
- Indiana (9/24/16) 496
- Duke (11/8/80) 482
- Duke (11/5/88) 475
- North Carolina (11/12/22) 448
- Duke (11/6/82) 445
- Duke (11/4/89) 444
- Syracuse (11/4/17) 443

FEWEST PASSING YARDS

- Duke (11/10/73) (4-11) -1
- Virginia (11/18/72) (0-8) 0
- North Carolina (10/23/71) (1-3) 0
- Virginia (10/5/57) (0-5, 3 INT) 0
- Virginia (11/18/72) (0-8, 2 int) 0
- North Carolina (10/5/63) (6-23) 4
- Duke (11/13/71) (1-5) 5
- Boston College (11/7/53) (1-7) 7
- South Carolina (11/20/71) (2-7) 7
- Tennessee (9/23/72) (2-8) 9

FEWEST PASSING YARDS ALLOWED

- Army West Point (9/29/90) (0-3) 0
- Duke (11/17/56) (0-6) 0
- Navy (10/24/09) (0-0) 0
- Virginia Tech (9/26/59) (0-6) 0
- NC State (11/2/57) (0-8) 0
- Duquesne (9/17/49) (0-7) 0
- Vanderbilt (10/2/65) (1-5) 9
- Maryland (10/4/69) (1-1) 9
- North Carolina (10/23/71) (1-7) 10
- South Carolina (11/13/77) (1-2) 11

MOST TOTAL OFFENSE YARDS

- Syracuse (11/11/17) 734
- Duke (10/30/21) 677
- Louisville (10/12/19) 668
- Texas A&M (12/29/17) 646
- Army (10/23/21) 638
- North Carolina (10/36/68) 632
- Louisville (10/28/17) 625
- Duke (11/23/19) 618
- North Carolina (11/6/21) 615
- at North Carolina (11/14/20) 608
- Elon (9/21/19) 607
- Virginia (10/25/75) 598
- Tulsa (10/16/71) 591
- Elon (9/3/15) 591
- Louisville (10/27/18) 591

FEWEST TOTAL OFFENSE YARDS

- North Carolina (9/28/35) 13
- North Carolina (10/16/37) 26
- North Carolina (9/26/31) 45
- South Carolina (11/14/87) 66
- Maryland (10/20/73) 69
- Boston College (11/7/53) 82
- North Carolina (10/5/63) 92
- Virginia Tech (9/28/63) 93

MOST TOTAL OFFENSE YARDS ALLOWED

- Clemson (10/31/81) 756

- Florida State (10/14/95) 749
- North Carolina (11/14/20) 742
- Notre Dame (11/4/17) 710
- Duke (11/6/82) 706
- Clemson (10/6/18) 698
- Houston (9/29/67) 695
- Florida State (10/30/93) 647
- Virginia (10/23/82) 643
- Oklahoma (10/5/74) 640

FEWEST TOTAL OFFENSE YDS ALLOWED

- Furman (11/22/52) 0
- North Carolina (9/23/44) 12
- Maryland (10/7/44) 38
- NC State (11/1/52) 51
- Richmond (10/6/51) 63
- Virginia Tech (9/17/55) 68
- Duquesne (9/17/49) 78
- Georgetown (10/4/46) 84
- North Carolina (10/11/47) 94
- Delaware (9/17/16) 94

MOST TOTAL OFFENSE PLAYS

- Utah State (8/30/19) 105
- Boston College (9/13/18) 105
- Florida State (10/20/18) 104
- Western Carolina (9/4/82) 103
- Louisville (10/12/19) 102
- Tulsa (10/16/71) 101
- Syracuse (11/30/19) 100
- Texas A&M (12/29/17) 97
- Minnesota (10/5/68) 96
- Syracuse (11/19/22) 95

FEWEST TOTAL OFFENSE PLAYS

- Army West Point (10/19/63) 41
- South Carolina (11/22/56) 43
- South Carolina (11/14/87) 43
- North Carolina (10/11/47) 44
- Duke (10/19/57) 44
- Auburn (11/4/61) 46
- Baylor (9/23/61) 46
- Virginia (10/6/56) 48
- Virginia (10/5/57) 48
- NC State (11/22/62) 49
- Louisiana-Monroe (8/28/14) 49

MOST TOTAL OFFENSE PLAYS ALLOWED

- Louisiana-Monroe (8/29/13) 104
- Appalachian State (10/3/81) 104
- Syracuse (11/11/17) 99
- Vanderbilt (11/27/75) 97
- Virginia Tech (10/16/75) 96
- Maryland (10/19/96) 96
- Clemson (11/4/78) 96
- Syracuse (11/3/18) 95
- South Carolina (9/19/70) 95
- Virginia (10/23/82) 95

FEWEST OFFENSE PLAYS ALLOWED

- Georgetown (10/4/46) 32
- NC State (11/18/50) 37
- North Carolina (10/11/47) 41
- Virginia Tech (9/27/58) 41
- NC State (9/13/69) 42
- Delaware (9/17/16) 43
- Presbyterian (8/29/13) 43
- Duke (10/25/47) 44
- Tennessee (11/3/62) 45
- North Carolina (10/23/71) 46

MOST FIRST DOWNS

- Louisville (10/12/19) 40
- Tulsa (10/16/71) 38
- Georgia Tech (11/21/98) 37
- Syracuse (11/19/22) 36
- North Carolina (11/6/21) 35
- Notre Dame (11/4/17) 34
- Miami (10/31/09) 33
- Syracuse (11/11/17) 33
- NC State (9/19/20) 32
- Syracuse (11/30/19) 32
- Elon (9/21/19) 32
- Towson (9/8/18) 32
- Tulane (8/30/18) 32
- Virginia (10/25/75) 32

FEWEST FIRST DOWNS GAINED

- North Carolina (9/30/1916) 0
- North Carolina (9/24/32) 0
- Maryland (10/20/73) 1
- North Carolina (9/28/35) 2
- North Carolina (10/16/37) 2
- Boston College (11/8/47) 4
- South Carolina (11/14/87) 4
- Duke (9/27/41) 4
- Baylor (11/17/51) 4
- Several Times, last...
Clemson (11/16/19) 5

MOST FIRST DOWNS ALLOWED

- Virginia Tech (10/16/10) 35
- Florida State (10/30/93) 35
- Clemson (10/31/81) 35
- Syracuse (11/11/17) 33
- Florida State (10/23/68) 33
- Duke (11/6/82) 33
- NC State (11/24/73) 33
- Clemson (11/4/78) 33
- Texas A&M (12/29/17) 32
- Houston (9/29/67) 32
- Auburn (9/20/69) 32

FEWEST FIRST DOWNS ALLOWED

- North Carolina (9/23/44) 1
- Guilford (10/6/23) 2
- Maryland (10/7/44) 2
- Presbyterian (8/29/13) 2
- Elon (9/16/39) 2
- Miami (10/27/44) 3
- Virginia Tech (9/17/55) 3
- William Jewell (9/21/40) 3
- Georgetown (9/27/47) 4
- North Carolina (10/11/47) 4
- North Carolina (10/11/47) 4
- NC State (10/18/41) 4
- NC State (10/2/54) 4

MOST FIRST DOWNS BY RUSHING

- Tulsa (10/16/71) 32
- Virginia (10/25/75) 24
- Virginia Tech (9/18/71) 23
- William & Mary (11/6/71) 21
- South Carolina (11/15/69) 21
- Duke (11/7/70) 20
- North Carolina A&T (9/18/04) 20
- Several times, last
Duke (11/24/18) 19

FEWEST FIRST DOWNS BY RUSHING

- Florida State (11/14/98) 0
- Maryland (10/19/96) 0
- Virginia (10/8/94) 0
- Clemson (11/2/91) 0
- Maryland (10/17/81) 0
- Duke (11/7/81) 0
- Maryland (10/20/73) 0

MOST RUSHING FIRST DOWNS ALLOWED

- Clemson (10/31/81) 27
- North Carolina (10/8/83) 25
- Clemson (9/16/00) 24
- North Carolina (10/10/81) 24
- Virginia Tech (11/19/81) 23
- Army West Point (10/19/63) 23
- Oklahoma (10/5/74) 23
- North Carolina (10/9/82) 23
- Syracuse (10/9/21) 23
- Virginia (10/22/83) 22
- Virginia Tech (11/22/75) 22
- NC State (11/24/73) 22

FEWEST RUSHING FIRST DOWNS ALLOWED

- Gardner-Webb (9/17/11) 0
- Boston College (11/3/12) 1
- Elon (9/3/15) 1
- Virginia (10/23/76) 1
- North Carolina (9/23/44) 1

MOST PASSING FIRST DOWNS

- Georgia Tech (10/21/98) 27
- Georgia Tech (11/4/95) 26
- North Carolina (10/9/93) 24
- Maryland (10/17/81) 24

TEAM RECORDS

NC State (11/18/95)	24
6. Duke (10/28/95)	22
7. South Carolina (11/15/80)	21
Miami (10/31/09)	21
Syracuse (11/30/19)	21
10. Syracuse (11/19/22)	20
Louisville (10/12/19)	20
Tulane (8/30/18)	20
Notre Dame (11/4/17)	20
NC State (9/20/86)	20

FEWEST PASSING FIRST DOWNS

1. by many	0
------------------	---

MOST PASSING FIRST DOWNS ALLOWED

1. Texas A&M (12/29/17)	24
2. Florida State (9/15/97)	23
3. Virginia (9/24/21)	22
Syracuse (11/11/17)	22
5. Boston College (9/1/07)	21
Duke (11/8/80)	21
7. NC State (9/6/03)	20
Duke (11/5/88)	20
9. North Carolina (11/12/22)	19
Louisville (10/27/18)	19
Towson (9/8/18)	19
Louisville (10/28/17)	19
Duke (11/28/15)	19
Boston College (11/3/12)	19
Clemson (11/12/11)	19
Boston College (11/4/06)	19
Maryland (11/20/93)	19
Virginia Tech (11/25/72)	19

FEWEST PASSING FIRST DOWNS ALLOWED

1. by many	0
------------------	---

MOST FIRST DOWNS BY PENALTY

1. Clemson (9/24/22)	6
NC State (11/13/21)	6
Clemson (11/6/14)	6
4. North Carolina (11/6/21)	5
NC State (10/1/16)	5
Indiana (9/26/15)	5
Florida State (10/3/15)	5
Florida State (11/14/98)	5
Duke (11/16/96)	5
Florida State (9/17/94)	5
Duke (10/22/94)	5
Maryland (10/17/81)	5
Richmond (11/14/81)	5
Appalachian State (11/22/80)	5
North Carolina (10/14/78)	5

MOST FIRST DOWNS ALLOWED BY PENALTY

1. Virginia (10/24/87)	6
2. North Carolina (11/6/21)	5
Virginia (10/17/20)	5
Utah State (9/13/14)	5
North Carolina (10/11/80)	5
Duke (10/22/11)	5
Duke (9/9/06)	5
8. NC State (11/5/22)	4
Miami (10/26/13)	4
Florida State (11/9/13)	4

MOST PENALTIES

1. Duke (11/7/92) (106 yards)	15
2. Clemson (10/19/02) (125 yards)	14
North Carolina (10/27/51) (120 yards)	14
Duke (11/7/87) (117 yards)	14
5. Virginia (10/3/70) (117 yards)	13
Appalachian St. (10/3/81) (106 yards)	13
Clemson (9/4/04) (125 yards)	13
8. Boston College (9/21/51) (130 yards)	12
Clemson (11/1/80) (125 yards)	12
Virginia Tech (10/10/70) (116 yards)	12
Boston College (10/15/05) (110 yards)	12
North Carolina (10/8/88)	12
Duke (10/22/94)	12
Virginia (10/17/20) (119 yards)	12

MOST PENALTY YARDS

1. Furman (10/4/41)	153
2. George Washington (10/21/50)	137
3. Boston College (9/21/51) (12 penalties)	130
4. Clemson (11/1/80) (12 penalties)	125

5. Clemson (10/19/02) (14 penalties)	125
Clemson (9/4/04) (13 penalties)	125
7. William & Mary (9/22/73) (9 penalties)	124
8. North Carolina (10/27/51) (14 penalties)	120
9. North Carolina (10/21/72) (11 penalties)	119
Virginia (10/17/20) (12 penalties)	119

MOST PENALTIES BY OPPONENT

1. Florida State (9/17/94) (142 yards)	18
2. Duke (11/5/88) (131 yards)	16
3. Clemson (11/27/82) (116 yards)	15
Virginia Tech (9/28/63) (45 yards)	15
Florida State (10/16/99) (124 yards)	15
6. NC State (11/13/21) (119 yards)	14
Virginia Tech (9/10/83) (163 yards)	14
Florida State (10/30/93) (110 yards)	14
Boston College (8/30/03) (107 yards)	14
Florida State (11/14/98) (139 yards)	14
10. Florida State (10/8/11) (109 yards)	13
NC State (10/1/16) (144 yards)	13

MOST PENALTY YARDS BY OPPONENT

1. Virginia Tech (9/10/83) (14 penalties)	163
2. Maryland (10/17/81) (12 penalties)	144
3. NC State (10/1/16) (13 penalties)	144
4. Clemson (11/1/80) (12 penalties)	143
5. Florida State (9/17/94) (18 penalties)	142
6. Virginia (10/31/59) (9 penalties)	140
7. Florida State (9/20/08) (12 penalties)	139
Florida State (11/14/98) (14 penalties)	139
9. Florida State (9/19/59) (8 penalties)	135
10. Virginia Tech (10/10/70) (9 penalties)	132

FEWEST PENALTIES

1. Towson (9/8/19)	0
Memphis (10/31/64)	0
South Carolina (11/26/60)	0
4. Army (10/8/22)	1
Clemson (9/12/20) (5 yards)	1
Syracuse (10/8/16) (5 yards)	1
Clemson (11/12/11) (10 yards)	1
Connecticut (11/29/07) (6 yards)	1
Clemson (9/28/96) (5 yards)	1
Virginia (10/3/92) (10 yards)	1
Georgia Tech (11/16/85) (5 yards)	1
Kansas State (9/27/75) (5 yards)	1
Duke (11/16/68) (4 yards)	1
Clemson (9/24/60) (15 yards)	1
Maryland (10/22/60) (5 yards)	1
Duke (11/17/56) (5 yards)	1
Boston College (11/7/53) (5 yards)	1

FEWEST PENALTIES BY OPPONENT

1. Louisville (10/28/17)	0
Boston College (9/9/17)	0
Boston College (9/6/13)	0
North Carolina (10/26/68)	0
NC State (11/5/60)	0
Duke (11/12/60)	0
5. Many times, last:	
Delaware (9/17/16) (5 yards)	1

GREATEST TIME OF POSSESSION

1. Delaware (9/17/16)	39:56
2. Duke (11/23/19)	39:33
3. Elon (9/3/15)	38:52
Miami (10/31/09)	38:52
5. Western Carolina (9/4/82)	38:48
6. Virginia (10/23/82)	38:43
7. Virginia (10/23/76)	38:37
8. Louisville (11/12/16)	38:16
9. South Carolina (11/15/80)	38:15
10. Rutgers (11/8/97)	38:08

LOWEST TIME OF POSSESSION

1. Army (10/23/21)	17:17
2. Georgia Tech (9/14/96)	17:50
3. Virginia Tech (10/16/10)	18:34
4. NC State (11/18/17)	18:53
5. South Carolina (11/14/87)	19:34
6. South Carolina (9/5/81)	19:39
7. Northwestern (9/25/93)	19:51
8. Virginia (10/22/88)	20:25
9. Virginia (10/8/94)	20:38
10. Vanderbilt (9/3/94)	20:50

MOST KICKOFF RETURNS

1. Maryland (10/30/10) (161 yards)	11
2. Clemson (11/4/78) (216 yards)	10
Florida State (10/14/95) (233 yards)	10
4. Connecticut (11/15/03) (194 yards)	9
Duke (11/6/82) (130 yards)	9
Duke (11/17/62) (234 yards)	9
West Virginia (10/1/55) (98 yards)	9
9. By many	8

MOST KICKOFF RETURN YARDS

1. NC State (11/24/73) (7 returns)	242
2. Duke (11/17/62) (9 returns)	234
3. Florida State (10/14/95) (10 returns)	233
4. Duke (10/22/94) (8 returns)	220
5. Clemson (11/4/78) (10 returns)	216
6. Duke (11/13/99) (6 returns)	207
7. Stanford (9/18/10) (8 returns)	204
8. Army West Point (10/19/63) (8 returns)	196
9. Maryland (10/13/90) (5 returns)	195
10. Connecticut (11/15/03) (9 returns)	194
Clemson (9/16/00) (8 returns)	194

MOST KICKOFF RETURNS ALLOWED

1. Duke (9/11/10)	9
William & Mary (10/22/49)	9
Richmond (10/6/51)	9
4. By many, last:	
Presbyterian (8/31/17)	8

MOST KICKOFF RETURN YARDS ALLOWED

1. Duke (11/23/19) (6 returns)	251
2. Duke (11/21/09) (8 returns)	234
3. Maryland (10/12/19) (5 returns)	230
4. Duke (9/11/10) (9 returns)	222
5. Memphis (12/22/18) (7 returns)	215
6. Geo. Washington (10/18/47) (8 returns)	204
7. Maryland (10/10/09) (6 returns)	194
8. Duke (11/3/90) (5 returns)	186
9. North Carolina (10/27/07) (8 returns)	184
10. William & Mary (10/7/50) (8 returns)	174

MOST PUNT RETURNS

1. NC State (11/1/52) (66 yards)	10
2. NC State (10/2/54) (118 yds)	9
Virginia (9/9/78) (74 yards)	9
NC State (11/15/47)	9
5. South Carolina (11/9/68) (94)	8
North Carolina (10/27/51) (67 yards)	8
Boston U. (9/13/86) (135 yards)	8
North Carolina (10/18/52) (74 yards)	8
Richmond (10/6/51) (63 yards)	8
Duquesne (9/17/49) (65 yards)	8
South Carolina (11/28/46) (84 yards)	8
Boston College (9/27/46) (141 yards)	8

MOST PUNT RETURN YARDS

1. Boston College (9/27/46) (8 returns)	141
2. Towson (9/8/18) (4 returns)	136
Navy (11/23/91) (6 returns)	136
4. Boston U. (9/13/86) (8 returns)	135
5. Duke (10/26/40)	120
6. NC State (10/2/54) (9 returns)	118
7. Duke (10/23/93) (4 returns)	107
8. William & Mary (9/22/56) (4 returns)	106
9. Richmond (9/30/50) (7 returns)	105
10. Clemson (11/2/63) (6 returns)	96

MOST PUNT RETURNS ALLOWED

1. Maryland (10/20/73) (151 yards)	11
2. Florida State (10/25/03) (216 yards)	10
3. Tennessee (9/23/72) (108 yards)	9
Auburn (9/20/69) (159 yards)	9
5. Clemson (10/6/62) (15 yards)	8

MOST PUNT RETURN YARDS ALLOWED

1. Florida State (10/25/03) (10 returns)	216
2. Auburn (9/20/69) (9 returns)	159
3. Clemson (10/6/62) (8 returns)	155
4. North Carolina (9/9/00) (7 returns)	153
5. Maryland (10/20/73) (11 returns)	151
6. Michigan (10/2/76) (7 returns)	131
7. Vanderbilt (11/24/12) (4 returns)	129
8. Virginia (10/28/61) (6 returns)	125
9. SMU (9/16/72) (6 returns)	124
10. West Virginia (10/1/55) (3 returns)	121

MOST PUNTS

1. Clemson (10/12/40) (610 yards)	15
2. North Carolina (11/16/46) (569 yards)	14
Duke (10/26/40) (440 yards)	14
4. Maryland (10/20/73) (601 yards)	13
Florida State (9/15/12) (520 yards)	13
5. Clemson (10/6/18) (496 yards)	12
Syracuse (11/2/13) (495 yards)	12
NC State (11/10/13) (520 yards)	12
Auburn (9/20/69) (432 yards)	12
TCU (11/8/52) (409 yds)	12
NC State (11/9/40) (436 yards)	12

FEWEST PUNTS

1. Army (10/23/21)	0
Campbell (10/2/20)	0
3. Army (10/8/22)	1
Towson (9/8/18)	1
Presbyterian (8/31/17)	1
Auburn (9/17/16)	1
Navy (10/20/07)	1
Navy (11/18/00)	1
UAB (10/23/99)	1
Virginia (10/25/75)	1
Presbyterian (11/3/45)	1

MOST PUNTS BY OPPONENT

1. NC State (11/1/52) (526 yards)	13
2. Furman (11/22/52) (462 yards)	12
South Carolina (11/9/68) (409 yards)	12
4. Boston College (11/26/16) (40 yards)	11
Elon (9/3/15) (486 yards)	11
Syracuse (11/2/13) (442 yards)	11
Gardner-Webb (9/17/11) (371 yards)	11
North Carolina (10/18/52) (512 yards)	11
Duke (10/25/47) (550 yards)	11

FEWEST PUNTS BY OPPONENT

1. Army (10/23/21)	0
Clemson (10/31/81)	0
Duke (11/8/75)	0
Auburn (9/20/69)	0

MOST FUMBLES

1. Duke (11/17/56) (lost 8)	12
2. Virginia Tech (9/28/63) (lost 4)	9
3. North Carolina (9/26/42) (lost 3)	8
4. Virginia Tech (11/25/72) (lost 5)	7
South Carolina (11/24/51) (lost 5)	7
Virginia Tech (11/9/57) (lost 2)	7
7. Virginia (9/17/66) (lost 6)	6
South Carolina (11/15/69) (lost 5)	6
Baylor (9/23/61) (lost 5)	6
Clemson (10/4/47) (lost 4)	6
Clemson (10/12/46) (lost 4)	6
Clemson (11/3/73) (lost 2)	6

MOST FUMBLES LOST

1. Duke (11/17/56)	8
2. Virginia (9/17/66)	6

OPPONENT FUMBLES

1. North Carolina (10/18/52) (lost 6)	11
2. Clemson (11/2/63) (lost 5)	8
NC State (9/11/76) (lost 2)	8
4. Boston College (11/8/47) (lost 6)	7
Richmond (9/30/50) (lost 4)	7
Tennessee (10/26/46) (lost 3)	7
Boston College (11/7/53) (lost 3)	7
Boston College (9/27/46) (lost 3)	7
9. Georgetown (10/4/46) (lost 6)	6
Duke (11/14/59) (lost 5)	6
South Carolina (11/27/54) (lost 4)	6
NC State (10/17/59) (lost 4)	6
Virginia (10/27/73) (lost 3)	6
Virginia Tech (11/11/61) (lost 3)	6

OPPONENT FUMBLES LOST

1. North Carolina (10/18/52) (11 fumbles)	6
Boston College (11/8/47) (7 fumbles)	6
Georgetown (10/4/46) (6 fumbles)	6
4. Clemson (11/2/63) (8 fumbles)	5
Duke (11/14/59) (6 fumbles)	5

TEAM RECORDS

THIRD DOWN CONVERSIONS

BEST PERCENTAGE

1. Army (2021) (7-8)	.875
Navy (2000) (12-14)	.857
3. Illinois State (1988) (8-10)	.800
4. North Carolina A&T (2004) (9-12)	.750
5. Navy (2007) (10-14)	.714
Virginia (1987) (10-14)	.714
William & Mary (1985) (10-14)	.714
8. Boston College (2019) (17-24)	.708
9. William & Mary (1984) (10-15)	.667
10. Duke (2021) (12-18)	.667
Duke (2018) (12-18)	.667
12. East Carolina (2004) (11-17)	.647
Army West Point (2012) (11-17)	.647

MOST CONVERSIONS-GAME

1. Boston College (2019)	17
2. Maryland (1983)	13
3. Boston College (2012)	13
4. Utah State (2019)	13
5. Navy (2000)	12
Maryland (1998)	12
Duke (2018)	12
Duke (2021)	12
9. Duke (2001)	11
Georgia Tech (2002)	11
East Carolina (2004)	11
Notre Dame (2018)	11
Boston College (2021)	11

MOST ATTEMPTS-GAME

1. Utah State (2019)	24
Boston College (2019)	24
2. Boston College (2005)	23
Appalachian State (1982)	23
4. Boston College (2018)	22
Georgia Tech (1987)	22
North Carolina (1985)	22
Maryland (1983)	22
Auburn (1981)	22
Boston College (2012)	22
10. vs. many (last BC - 2021)	21

LOWEST PERCENTAGE-GAME

1. Florida State (1998) (1-19)	.053
2. Florida State (2012) (1-16)	.063
3. Florida State (1992) (1-15)	.067
Virginia (2012)	.067
5. Florida State, 1995 (1-14)	.071
6. Virginia Tech, 2011 (1-13)	.077
Georgia Tech, 23003 (1-13)	.077
Virginia, 1994 (1-13)	.077
9. Clemson, 2000 (1-12)	.083
Clemson, 1987 (1-12)	.083

FEWEST ATTEMPTS-GAME

1. Campbell, 2020	7
2. Army, 2021	8
Virginia, 1982	8
4. Army, 2022	9
Florida State, 2009	9
Virginia Tech, 1983	9
Presbyterian, 2017	9
Army West Point, 1992	9

THIRD DOWN CONVERSIONS-OPP

BEST PERCENTAGE

1. Clemson (1981) (12-12)	1.000
2. Florida State (1994) (9-11)	.818
3. Georgia Tech (1998) (7-9)	.778
4. Connecticut (2003) (14-18)	.778
5. Miami (2004) (8-11)	.727

Georgia Tech (1989) (8-11)	.727
7. Western Carolina (1991) (13-18)	.722
8. NC State (1995) (12-17)	.706
Virginia Tech (2010) (12-17)	.706
10. North Carolina (1996) (14-20)	.700

MOST CONVERSIONS-GAME

1. Clemson (2022)	16
2. Louisiana-Monroe (2013)	15
3. Connecticut (2003)	14
4. North Carolina (1996)	14
5. NC State (2017)	14
6. Western Carolina (1991)	13
7. NC State (1995)	12
Clemson (2000)	12
Virginia (1990)	12
Clemson (1989)	12
Georgia Tech (1984)	12
Clemson (1981)	12
Virginia Tech (2010)	12

MOST ATTEMPTS-GAME

1. Louisiana-Monroe (2013)	28
2. Boston University (1986)	24
Appalachian State (1981)	24
3. Clemson (2022)	23
NC State (2017)	23
5. Auburn (1982)	22
Duke (2011)	22
Syracuse (2018)	22
8. Appalachian State (1986)	21
Appalachian State (1995)	21
Clemson (1986)	21
NC State (2012)	21
Virginia (1983)	21
Louisiana-Monroe (2014)	21

LOWEST PERCENTAGE

1. Army West Point, 1986 (0-11)	.000
2. Duke, 1985 (1-15)	.067
3. Florida State, 2006 (1-13)	.077
4. Elon, 2015 (1-13)	.077
5. Temple, 2016 (1-12)	.083
6. Duke, 2019 (1-11)	.091
7. Boston College, 2021 (1-10)	.100
8. Vanderbilt, 2000 (1-9)	.111
Syracuse, 2015 (1-9)	.111
10. Virginia Tech, 1982 (2-17)	.118
11. North Carolina, 2019 (1-16)	.125

FEWEST ATTEMPTS-GAME

1. Florida State, 2021	7
2. Stanford, 2010	8
3. Vanderbilt, 2000	9
Syracuse, 2015	9
Notre Dame, 2018	9
Florida State, 2009	9
Maryland, 2006	9
East Carolina, 2001	9
Boston College, 2014	9
Delaware, 2016	9
Maryland, 1984	9
Georgia Tech, 1998	9

CLASS RECORDS

PASSING

Completion Percentage

Senior:	Riley Skinner (2009)	.660 (264-400)
Junior:	Riley Skinner (2008)	.639 (232-363)
Sophomore:	Riley Skinner (2007)*	.724 (236-326)
R-Freshman:	Riley Skinner (2006)	.658 (171-260)
T-Freshman:	John Wolford (2014)	.583 (214-367)

Passing Yards

Senior:	John Wolford (2017)	3,192
Junior:	Sam Hartman (2022)	3,701
Sophomore:	Sam Hartman (2021)	*4,228
R-Freshman:	Riley Skinner (2006)	2,051
T-Freshman:	John Wolford (2014)	2,037

Pass Attempts

Senior:	Rusty LaRue (1995)	421
Junior:	Sam Hartman (2022)	428
Sophomore:	Sam Hartman (2021)	*508
R-Freshman:	Riley Skinner (2006)	260
T-Freshman:	John Wolford (2014)	367

Pass Completions

Senior:	Rusty LaRue (1995)	264
	Riley Skinner (2009)	264
Junior:	Sam Hartman (2022)	270
Sophomore:	Sam Hartman (2021)	*299
R-Freshman:	Riley Skinner (2006)	171
T-Freshman:	John Wolford (2014)	214

Passing Touchdowns

Senior:	John Wolford (2017)	29
Junior:	Sam Hartman (2022)	38
Sophomore:	Sam Hartman (2021)	*39
R-Freshman:	Riley Skinner (2006)	9
T-Freshman:	Sam Hartman (2018)	16

RECEIVING

Receptions

Senior:	Kenneth Moore (2007)	*98
Junior:	Chris Givens (2011)	83
Sophomore:	Greg Dortch (2018)	89
R-Freshman:	Cam Serigne (2014)	54
T-Freshman:	Chuck Wade (2015)	33

Receiving Yards

Senior:	Ricky Proehl (1989)	1,053
Junior:	Chris Givens (2011)	*1,330
Sophomore:	A.T. Perry (2021)	1,293
R-Freshman:	Greg Dortch (2017)	722
T-Freshman:	Tabari Hines (2015)	366

Receiving Touchdowns

Senior:	Ricky Proehl (1989)	11
Junior:	Kenny Duckett (1980)	12
Sophomore:	A.T. Perry (2021)	*15
R-Freshman:	Greg Dortch (2017)	9
T-Freshman:	Todd Dixon (1990)	4

Yards Per Reception

Senior:	Scotty Washinton (2019)	17.3
Junior:	Wayne Baumgardner (1980)	18.6
Sophomore:	Todd Dixon (1991)	19.9
R-Freshman:	Donavon Greene (2020)	*20.1
T-Freshman:	Todd Dixon (1990)	19.8

RUSHING

Rushing Yards

Senior:	Larry Hopkins (1971)	*1,228
Junior:	Tarence Williams (2001)	1,018
Sophomore:	Chris Barclay (2003)	1,192
R-Freshman:	Josh Adams (2007)	953
T-Freshman:	James McDougald (1976)	1,018

Rushing Attempts

Senior:	Morgan Kane (1999)	*275
Junior:	Tarence Williams (2001)	249
Sophomore:	James McDougald (1977)	242
R-Freshman:	Josh Adams (2007)	219
T-Freshman:	James McDougald (1976)	245

Rushing Touchdowns

Senior:	Brian Piccolo (1964)	*15
Junior:	Larry Russell (1971)	*15
	Larry Russell (1970)	10
	Freddie Summers (1967)	10
	Tarence Williams (2001)	10
Sophomore:	Kenneth Walker III (2020)	13
R-Freshman:	Josh Adams (2007)	11
T-Freshman:	James McDougald (1976)	10

Yards Per Carry

Senior:	Bill Barnes (1956)	6.00
Junior:	Ken Garrett (1971)	*6.70
Sophomore:	Micah Andrews (2005)	5.60
R-Freshman:	Micah Andrews (2004)	6.14
T-Freshman:	Kenneth Walker III (2019)	5.91

SCORING

Points Scored

Senior:	Mike Weaver (2017)	115
Junior:	Nick Sciba (2021)	*134
Sophomore:	Nick Sciba (2019)	119
R-Freshman:	Matthew Dennis (2022)	92
T-Freshman:	Nick Sciba (2018)	107

Touchdowns Scored

Senior:	Brian Piccolo (1964)	*17
Junior:	Kenny Duckett (1980)	12
	Chip Rives (1986)	12
Sophomore:	A.T. Perry (2021)	15
R-Freshman:	Josh Adams (2007)	12
T-Freshman:	James McDougald (1976)	10

Field Goals

Senior:	Mike Weaver (2017)	21
Junior:	Nick Sciba (2021)	23
Sophomore:	Nick Sciba (2019)	*24
R-Freshman:	Sam Swank (2005)	19
T-Freshman:	Nick Sciba (2018)	19

TOTAL OFFENSE

Senior:	John Wolford (2017)	3,875
Junior:	Sam Hartman (2022)	3,830
Sophomore:	Sam Hartman (2021)	*4,591
R-Freshman:	Riley Skinner (2006)	1,980
T-Freshman:	Sam Hartman (2018)	2,259

ALL-PURPOSE YARDS

Senior:	Kenneth Moore (2007)	*1,854
Junior:	Anthony Williams (1990)	1,606
Sophomore:	John Zeglinski (1975)	1,730
R-Freshman:	Greg Dortch (2017)	1,290
T-Freshman:	Michael Ramseur (1982)	1,089

PUNTING AVERAGE

Senior:	Ryan Plackemeier (2005)	*47.2
Junior:	Harry Newsome (1983)	45.5
Sophomore:	Ryan Plackemeier (2003)	45.6
R-Freshman:	Ivan Mora (2021)	43.9
T-Freshman:	Ryan Plackemeier (2002)	43.2

DEFENSE

Total Tackles

Senior:	Ed Stetz (1971)	*203
Junior:	Ed Stetz (1970)	191
Sophomore:	Ernie Purnsley (1986)	154
R-Freshman:	Lamont Scales (1989)	142
T-Freshman:	Kevin Giles (1991)	91

Unassisted Tackles

Senior:	Ed Stetz (1971)	*126
Junior:	Bill Armstrong (1975)	123
Sophomore:	Reggie McCummings (1983)	79
R-Freshman:	Kelvin Moses (1995)	71
T-Freshman:	Ronnie Burgess (1981)	53

Tackles For Loss (since 1973)

Senior:	Mike McCrary (1992)	*24
Junior:	Bryan Ray (1999)	19
Sophomore:	Matt Petz (1998)	15
R-Freshman:	Fred Robbins (1996)	11
	Kelvin Moses (1995)	11
T-Freshman:	Marvin Mitchell (1987)	6
	Rudy Thompson (1989)	6

Sacks (since 1977)

Senior:	Mike McCrary (1992)	*16
Junior:	Carlos Basham Jr. (2019)	11.0
Sophomore:	Calvin Pace (2000)	9
R-Freshman:	Maurice Gravely (1991)	3
	Harold Gragg (1993)	3
	Fred Robbins (1996)	3
	Nate Bolling (1998)	3
	Matt Robinson (2004)	3
	Kyle Wilber (2008)	3
	Jacorey Johns (2019)	3
T-Freshman:	Jasheen Davis (2021)	5.5

Passes Defended (since 1981)

Senior:	Alphonso Smith (2008)	20
Junior:	A.J. Greene (1987)	*25
Sophomore:	Essang Bassey (2017)	19
R-Freshman:	Merrill Noel (2011)	21
T-Freshman:	Nick Andersen (2020)	9

Interceptions

Senior:	Alphonso Smith (2008)	7
Junior:	Alphonso Smith (2007)	*8
Sophomore:	Kevin Byrnes (1971)	5
	Larry Spencer (1950)	5
R-Freshman:	Jessie Bates III (2016)	5
T-Freshman:	Nick Andersen (2020)	4

Punt Returns

Senior:	George Coghill (1992)	40
Junior:	Tom Fetzer (1947)	*43
Sophomore:	Digit Laughridge (1966)	32
R-Freshman:	Greg Dortch (2017)	20
T-Freshman:	Tabari Hines (2015)	23

* School record

MISCELLANEOUS RECORDS

BIGGEST COMEBACKS SINCE 1955

Rank	Deficit	Date	Opponent	Score	Time of Deficit	Final Score
1.	24	11/10/01	North Carolina	0-24	1:45 (2nd)	32-31
2.	21	9/22/07	Maryland	3-24	6:32 (3rd)	31-24 OT
3.	19	12/31/92	Oregon	10-29	4:44 (3rd)	39-35
4.	18	12/22/18	Memphis	10-28	11:04 (2nd)	37-34
	18	10/27/79	Auburn	20-38	1:40 (2nd)	42-38
6.	17	11/11/17	Syracuse	21-38	9:05 (2nd)	64-43
6.	14	Nine Times, last....				
		12/29/17	Texas A&M	0-14	11:04 (1st)	55-52

BLOWN LEADS SINCE 1955

Rank	Lead	Date	Opponent	Score	Time of Lead	Final Score
1.	23	11/20/93	Maryland	29-6	10:12 (3rd)	32-33
2.	21	11/14/20	North Carolina	45-24	6:56 (3rd)	53-59
	21	9/13/97	East Carolina	21-0	9:23 (2nd)	24-25
3.	18	11/6/21	at North Carolina	45-27	7:38 (3rd)	55-58
4.	17	10/31/09	Miami	17-0	10:36 (2nd)	27-28
	17	10/16/05	Boston College	17-0	8:34 (2nd)	30-35
	17	9/28/02	Virginia	34-17	7:36 (3rd)	34-38
	17	9/20/86	NC State	24-7	0:29 (2nd)	38-42

FOURTH QUARTER COMEBACKS SINCE 1955

Date	Opponent	Deficit	Time	Key Play	Key Players	Final Score
9/17/22	Liberty	23-20	12:39	1-yd run	Justice Ellison	37-36
10/19/19	Florida St.	20-19	4:18	25-yard field goal	Nick Sciba	22-20
8/30/19	Utah State	35-31	1:08	2-yard pass	Newman to Hinton	38-35
12/22/18	Memphis	34-30	:35	1-yard run	Jamie Newman	37-34
11/8/18	NC State	23-13	6:08	32-yard pass	Newman to Freudenthal	27-23
12/29/17	Texas A&M	52-48	2:18	1-yard run	Matt Colburn	55-52
11/11/17	Syracuse	43-40	11:48	29-yard run	John Wolford	64-43
9/23/17	Appalachian St.	19-17	7:22	25-yard field goal	Mike Weaver	20-19
9/8/12	North Carolina	27-21	12:50	1-yard run	Tanner Price	28-27
10/22/11	Duke	23-17	6:52	66-yard pass	Price to Givens	24-23
9/12/09	Stanford	17-10	0:02	1-yard run	Riley Skinner	24-17
12/20/08	Navy	19-14	7:52	8-yard pass	Skinner to Wooster	29-19
11/1/08	Duke	23-22	10:16	20-yard pass	Skinner to Boldin	33-30 OT
10/9/08	Clemson	7-6	5:28	7-yard pass	Skinner to Boldin	12-7
9/6/08	Mississippi	28-27	0:03	41-yard field goal	Sam Swank	30-28
9/22/07	Maryland	24-17	0:03	6-yard TD pass	Skinner to Tereshinski	31-24 OT
9/9/06	Duke	13-7	1:28	2-yard TD run	M. Andrews	14-13
10/1/05	Clemson	27-24	0:33	6-yard TD pass	Randolph to Marion	31-27
9/25/04	Boston College	14-10	1:09	40-yard TD pass	Randolph to Idlette	17-14
8/30/03	Boston College	28-25	1:47	43-yard TD pass	Randolph to Davis	32-28
10/5/02	Georgia Tech	21-16	5:29	10-yard TD run	T. Williams	24-21
11/23/02	Navy	27-23	0:53	5-yard TD run	F. Davis	30-27
11/3/01	Virginia	30-27	1:42	64-yard TD pass	MacPherson to Anderson	34-30
11/10/01	North Carolina	31-26	1:17	1-yard TD run	J. MacPherson	32-31
9/25/97	NC State	18-16	0:43	37-yard FG	M. Burdick	19-18
9/7/96	Northwestern	27-21	0:51	30-yard TD pass	Kuklick to D. Clark	28-27
11/16/96	Duke	16-10	1:27	3-yard TD pass	Kuklick to D. Clark	17-16
9/10/94	Appalachian St.	10-9	4:01	47-yard FG	Hollows	12-10
10/1/94	Army	27-23	5:54	14-yard TD rush	R. LaRue	33-27
9/12/92	Appalachian St.	7-3	1:11	4-yard TD pass	West to Mills	10-7
10/17/92	Maryland	23-20	12:43	49-yard TD pass	West to Dixon	30-23
11/14/92	Clemson	15-10	3:40	31-yard TD pass	West to Dixon	18-15
12/31/92	Oregon	29-24	12:02	61-yard TD pass	Jones to Dixon	39-35
11/9/91	Duke	14-13	9:56	23-yard TD rush	J. Leach	31-14
10/15/88	Maryland	24-19	1:22	1-yard TD run	T. Rogers	27-24
10/3/87	Army	13-10	2:46	26-yard TD pass	Elkins to Proehl	17-13
9/28/85	Appalachian St.	13-12	6:32	15-yard TD pass	White to Scales	24-21
10/13/84	North Carolina	3-0	12:43	1-yard TD pass	White to Chambers	14-3
11/10/84	Duke	16-13	0:16	7-yard TD pass	White to Scales	20-16
10/2/82	Virginia Tech	10-5	3:06	11-yard TD pass	Schofield to Richmond	13-10
10/2/82	Auburn	21-17	6:22	4-yard TD pass	Schofield to Baumgardner	24-21
10/3/81	Appalachian St.	14-7	1:21	9-yard TD pass	Schofield to Denfeld	15-7
11/8/80	Duke	24-20	10:36	3-yard TD run	H. Threatt	27-24
10/27/79	Auburn	38-35	11:22	4-yard TD run	McDougald	42-38
10/6/79	Virginia Tech	14-13	1:19	3-yard TD run	Johnson	19-14
9/15/79	Georgia	21-16	14:29	9-yard TD pass	Venuto to McDougald	22-21
9/15/73	Florida State	7-6	0:03	41-yard FG	Ramsey	9-7
11/11/72	Duke	7-3	0:54	28-yard TD run	Garrett	9-7
9/13/69	NC State	21-14	0:05	1-yard TD run	S. Bowden	22-21
10/23/65	North Carolina	10-6	6:00	43-yard TD pass	Wilson to Henry	12-10
11/20/65	Memphis State	14-13	11:49	1-yard TD run	Heck	21-20
10/24/64	Maryland	17-14	1:50	1-yard TD run	Piccolo	21-17
11/16/63	South Carolina	19-13	7:45	3-yard TD run	Sweetan	20-19
11/15/60	North Carolina	12-6	2:21	15-yard TD pass	Snead to Frederick	13-12
9/19/59	Florida State	20-15	1:56	5-yard TD run	Robinson	22-20
9/26/59	Virginia Tech	18-14	7:10	4-yard TD run	Ball	27-18
10/17/59	NC State	14-10	6:48	2-yard TD run	Bonecutter	17-10
11/5/55	William & Mary	7-6	NA	1-yard TD run	Consoles	13-7

FASTEST SCORES SINCE 1957

Rank	Time	Date	Opponent	How	Who
1.	14:54	10/25/75	Virginia	Safety	—
2.	14:46	9/1/07	Boston College	21 yd Int. TD	A. Smith
3.	14:46	11/22/75	Virginia Tech	29 yd Fum. TD	Armstrong
4.	14:07	10/6/12	Maryland	73 yd TD	Price to Davis
5.	14:03	10/6/84	Richmond	28 yd TD	White to Brim
6.	14:01	10/20/07	Navy	13 yd TD	Skinner to Moore
7.	13:43	11/16/91	Georgia Tech	22 yd FG	Green
8.	13:36	9/10/88	Illinois State	69 yd TD	Elkins to Proehl
9.	13:29	10/30/21	Duke	38 yd TD	Hartman to Roberson
10.	13:23	11/14/64	South Carolina	62 yd TD	Mackovic to Piccolo
11.	13:16	9/29/90	Army	72 yd Punt Ret. TD	Coghill
11.	13:16	10/5/57	Virginia	Punt Block TD	McLean (b)/Moore (r)

LONGEST DRIVES BY PLAYS

PI-Yds Opp	TOP	Result	Date
20-80	Vandy	10:08 TD	10/7/2000
20-78	BC	6:46 FG	9/28/2019
19-80	Furman	8:30 FG	11/23/1974
19-73	Clemson	6:51 FG	10/27/1990
18-83	Rutgers	8:46 FG	10/2/1999
18-92	UNC	6:31 LOD	10/12/1985
18-69	Duke	6:06 TD	11/16/1996
18-66	FSU	6:37 FG	10/1/22
18-55	GT	4:03 FUM	10/14/2000
17-64	Clemson	7:41 FG	10/1/2005
17-64	GT	7:40 FGA	11/14/1992
17-58	Florida St.	7:29 FUM	9/25/2010
17-69	GT	7:18 FG	11/5/2005
17-75	VT	7:09 FG	10/24/2020
17-66	Auburn	7:04 LOD	9/19/1981
17-90	Rutgers	6:41 TD	10/2/1999
17-77	GT	6:25 FG	10/5/2002
17-74	Virginia	5:12 FGA	10/22/1983
17-80	GT	5:10 TD	11/17/2001
17-59	Oregon	5:07 FG	12/31/1992
17-90	Duke	4:57 TD	10/28/1995

LONGEST DRIVES BY YARDS

PI-Yds Opp	TOP	Result	Date
13-99	NCST	4:18 TD	11/5/2022
13-99	WCU	5:12 TD	9/14/1991
9-99	Navy	3:31 TD	9/23/1995
6-99	UNC	TD	9/28/1940
13-98	Clemson	5:48 TD	11/1/2003
12-98	Vandy	5:08 TD	11/29/2008
12-98	Navy Bowl	3:48 TD	12/20/2008
9-98	Duke	3:47 TD	9/29/2012
9-97	App St.	3:13 TD	9/23/2017
11-97	ULM	1:55 TD	9/14/2013
6-97	WCU	2:55 TD	9/14/1991
15-96	Syracuse	6:13 TD	9/2/2006
9-96	Duke	3:16 TD	10/30/2021
7-96	Navy	2:56 TD	11/18/2000
1-96	Rice	0:14 TD	9/6/2019

LONGEST DRIVES BY TIME

PI-Yds Opp	TOP	Result	Date
20-80	Vanderbilt	10:08 TD	10/7/2000
15-71	Virginia	8:49 TD	11/8/2008
12-37	UNC	8:48 Punt	10/26/2002
18-83	Rutgers	8:46 FG	10/2/1999
16-79	Miami	8:34 TD	10/26/2013
19-80	Furman	8:39 FG	11/23/1974
13-65	Virginia	8:00 punt	11/6/1993
15-57	NC State	7:57 FG	11/13/2010
16-64	Ole Miss	7:52 FG	9/6/2008
16-76	NC State	7:47 TD	11/15/2014
16-70	Virginia	7:46 INT	10/24/1987
13-68	Boston Co.	7:46 FG	9/9/2017

BEST STARTS

Record	Last	#
3-0	2022	14
4-0	2021	8
5-0	2021	5
6-0	2021	2
7-0	2021	2
8-0	2021	1
4-1	2022	14
5-1	2022	9
6-1	2022	5
7-1	2019	4
8-1	2006	2
9-1	2021	2
5-2	2016	12
6-2	2022	7
7-2	2019	3
8-2	1979	1
9-2	2021	2
10-2	2021	2
11-2	2006	1

WORST STARTS

Record	Last	#
0-3	2000	20
0-4	2000	11
0-5	2000	9
0-6	2000	7
0-7	2000	6
0-8	1974	5
1-4	1995	19
1-5	1995	13
1-6	1995	9
1-7	2000	7
2-5	2014	22
2-6	2014	18
2-7	2014	14
2-8	2014	9
2-9	2010	4

BOWL GAME RECORDS

INDIVIDUAL

Note: Individual statistics are not available from the 1946 Gator and 1949 Dixie Bowl games.

Pass Attempts

John Wolford 49 2017 Belk

Pass Completions

John Wolford 32 2017 Belk

Completion Pct

Riley Skinner 1.000(11-11)[^] 2008 EagleBank
[^] - NCAA Bowl Record

Passing Yards

John Wolford 400 2017 Belk

Passing Touchdowns

John Wolford 4 2017 Belk

Passes Had Intercepted

Sam Hartman 4 2020 Dukes Mayo
 Jay Venuto 3 1979 Tangerine
 Keith West 3 1992 Independence

Receptions

A.T. Perry 11 2022 Gasparilla
 Kenneth Moore 11 2007 Meineke

Receiving Yards

Alex Bachman 171 2018 Birmingham
 Todd Dixon 166 1992 Independence
 Jason Anderson 157 2002 Seattle

Most Receiving Touchdowns

Jaquarii Roberson 3 2020 Dukes Mayo
 Todd Dixon 2 1992 Independence
 Jason Anderson 2 2002 Seattle
 Tabari Hines 2 2017 Belk
 Brandon Chapman 2 2021 Gator
 Taylor Morin 2 2022 Gasparilla

Rushing Attempts

Nick Sacrinty 27 1946 Gator Bowl
 Kevin Harris 24 2008 EagleBank
 Brandon Pendergrass 24 2011 Music City

Rushing Yards

Nick Sacrinty 188 1946 Gator Bowl
 Matt Colburn II 150 2017 Belk
 Kevin Harris 136 2008 EagleBank

Rushing Touchdowns

Jamie Newman 3 2018 Birmingham
 John Leach 2 1992 Independence
 Josh Adams 2 2008 EagleBank

All-Purpose Yards

Alex Bachman 176 2018 Birmingham
 Kevin Harris 172 2008 EagleBank
 Kenneth Moore 169 2007 Meineke

Total Offense Yards

John Wolford 468 2017 Belk
 Jamie Newman 419 2018 Birmingham

Points Scored

Jamie Newman 18 2018 Birmingham
 Jaquarii Roberson 18 2020 Dukes Mayo

Touchdowns Scored

Jamie Newman 3 2018 Birmingham
 Jaquarii Roberson 3 2020 Dukes Mayo

Total Tackles

Ryan Smenda 16 2020 Duke's Mayo
 Jon Abbate 15 2007 FedEx Orange

Unassisted Tackles

Justin Strnad 9 2018 Birmingham
 Kevin Giles 8 1992 Independence
 Chip Vaughn 8 2008 EagleBank
 Ja'Cquez Williams 8 2019 Pinstripe

Assisted Tackles

Jon Abbate 11 2007 FedEx Orange
 Ryan Smenda 10 2020 Duke's Mayo

Fumble Recoveries

12 Times, last...
 Ja'Cquez Williams 1 2019 Pinstripe

Interceptions

13 Times, last ...
 Gavin Holmes 1 2021 Gator
 Zion Keith 1 2021 Gator

Long Interception Return

Merrill Noel 18 2011 Music City

Blocked Kicks

George Coghill 2 (PAT, FG) 1992 Independence

Sacks

Fred Robbins 3 1999 Independence

Tackles for Loss

Fred Robbins 4 1999 Independence

Pass Break-Ups

Essang Bassey 3 2017 Belk

Punts

Alex Wulfeck 8 2011 Music City

Punting Yards

Alex Wulfeck 320 2011 Music City

Punting Average

Ryan Plackemeier 48.4 2002 Seattle
 (5 punts, 242 yards)

Field Goals

Nick Sciba 3 2018 Birmingham
 Matthew Burdick 3 1999 Aloha

Field Goal Attempts

Matthew Burdick 4 1999 Aloha

Points by Kicking

Nick Sciba 13 2018 Birmingham
 Mike Weaver 13 2017 Belk Bowl

Kickoff Returns

John Armstrong 4 2016 Military
 Ronchie Johnson 4 1979 Tangerine

Kickoff Return Yards

John Armstrong 133 2016 Military

Punt Returns

Fabian Davis 5 2002 Seattle

Punt Return Yards

Jessie Bates III 59 (1) 2017 Belk

Punt Return Touchdowns

Jessie Bates III 1 (59) 2017 Belk

TEAM

Note: Records with an asterisk do not include the 1946 Gator and 1949 Dixie Bowl games.

First Downs

High: 31 2017 Belk
 Low: 15 1999 Aloha

Rushing Attempts*

High: 66 2002 Seattle
 Low: 29 2007 FedEx Orange

Rushing Yards

High: 368 1946 Gator
 Low: 30 1979 Tangerine

Passing Yards

High: 400 2017 Belk
 Low: 18 1946 Gator

Pass Attempts

High: 52 2020 Duke's Mayo
 Low: 6 1946 Gator

Pass Completions

High: 32 2017 Belk
 Low: 1 1946 Gator

Passes Had Intercepted

High: 4 1979 Tangerine,
 2020 Duke's Mayo
 Low: 0 2002 Seattle, 2008 EagleBank
 2011 Music City, 2017 Belk

Total Offensive Plays

High: 97 2017 Belk
 Low: 59 2008 EagleBank

Total Offense

High: 646 2017 Belk
 Low: 263 1979 Tangerine

Scoring

High: 55 2017 Belk
 Low: 7 1949 Dixie

Fumbles

High: 4 1979 Tangerine
 Low: 0 1999 Aloha, 2011 Music City

Fumbles Lost

High: 3 1992 Tangerine
 Low: 0 1999 Aloha, 2002 Seattle
 2011 Music City, 2016 Military,
 2019 Pinstripe

Penalties

High: 11 1992 Independence
 Low: 1 1999 Aloha, 2007 Meineke

Penalty Yards

High: 108 1992 Independence
 Low: 6 2007 Meineke

Punt Returns

Returns: 5 2002 Seattle
 Yards: 59 2017 Belk

Kickoff Returns

Returns: 7 1979 Tangerine
 Yards: 151 1979 Tangerine

LONGEST PLAYS

Pass

63 yds James MacPherson to Jason Anderson
 2002 Seattle

Opponent Pass

64 yds Brian Lewerke to Trenton Gillison (Mich. St.)
 2019 Pinstripe

Scoring Pass

63 yds James MacPherson to Jason Anderson
 2002 Seattle

Opponent Scoring Pass

58 yds Phillip Walker to Adonis Jennings (Temple)
 2016 Military

Run

66 yds Matt Colburn, 11, 2017 Belk

Opponent Run

72 yds Vick Ballard (Miss. State), 2011 Music City

Scoring Run

38 yds Josh Adams, 2007 Meineke

Punt

57 yds Ryan Plackemeier, 2002 Seattle

Opponent Punt

57 yds Adam Williams (Memphis), 2018
 Jose Arroyo (Oregon), 2002 Seattle

Field Goal

49 yds Nick Sciba, 2018 Birmingham

OPPONENT RECORDS

INDIVIDUAL

Rushing Attempts

41	Tony Benjamin, Duke (h)	11/10/73
39	Mike Grayson, Duke (h)	11/5/83
38	George Rogers, South Carolina (a)	11/15/80
38	Thomas Hammock, N. Illinois (a)	8/29/02

Rushing Yards

276	Bruce Perry, Maryland (h)	9/22/01
244	Ronnie McGill, North Carolina (a)	11/8/03
237	George Rogers, South Carolina (a)	11/18/78
237	Bruce Perry, Maryland (h)	11/29/03

Passing Attempts

68	Kolton Browning, ULM (h)	9/14/13
63	Nick Starkel, Texas A&M (n)	12/29/17
62	Ben Bennett, Duke (a)	11/8/80

Pass Completions

43	Kolton Browning, ULM (h)	9/14/13
42	Nick Starkel, Texas A&M (n)	12/29/17
40	Matt Ryan, Boston College (h)	11/4/06
38	Ben Bennett, Duke (a)	11/8/80

Passing Yards

550	Sam Howell, North Carolina (a)	11/14/20
499	Nick Starkel, Texas A&M (n)	12/29/17
496	Richard Lagow, Indiana (a)	9/24/16
475	Anthony Dilweg, Duke (a)	11/5/88

Touchdown passes

6	Sam Howell, North Carolina (a)	11/14/20
5	8 times, most recent	
	DJ Uiagalelei, Clemson	9/24/22

Receptions

15	Kelvin Harmon, NC State (a)	11/8/18
14	Ron Sellers, Florida State (a)	11/23/68
14	Russ Weaver, Maryland (h)	11/20/93
14	Steve Ishmael, Syracuse (a)	11/11/17

Receiving Yards

283	Chris Castor, Duke (a)	11/6/82
260	Ron Sellers, Florida State (a)	11/23/68
251	Clarkston Hines, Duke (h)	11/4/89

TEAM

Most Points

82	Clemson (a)	10/31/81
----	-----------------------	----------

Points In One Half

49	Clemson/1st half (a)	10/31/81
	Virginia Tech/1st half (a)	10/16/10

Points In One Quarter

35	Clemson/2nd quarter (a)	10/31/81
34	Louisville/4th quarter (a)	11/12/16
34	Duke/1st quarter (a)	11/13/99
34	Northwestern/2nd quarter (a)	9/28/91

First Downs

35	Clemson (a)	10/31/81
35	Florida State (a)	10/30/93
35	Virginia Tech (a)	10/16/10

Rushing Yards

536	Clemson (a)	10/31/81
531	Oklahoma (a)	10/5/74
501	Army West Point (a)	10/19/63

Passing Yards

550	North Carolina (a)	11/14/20
506	Florida State (a)	11/15/97
499	Texas A&M (n)	12/29/2017
496	Indiana (a)	9/24/16

Total Offense

756	Clemson (a)	10/31/81
749	Florida State (a)	10/14/95
742	North Carolina (a)	11/14/20
710	Notre Dame (a)	11/4/17

Most Turnovers

10	Boston College (4 int/6 fumbles) (a)	11/8/47
----	--	---------

Most Penalties

18	Florida State (h)	9/17/94
----	-----------------------------	---------

Most Penalty Yards

163	Virginia Tech (a)	9/10/83
-----	-----------------------------	---------

OPPONENT'S LONGEST PLAYS

Longest Rush

98	Josh Adams, Notre Dame (a)	11/14/15
96	Bob Schweickert, Virginia Tech (a)	11/10/62
94	Dalvin Cook, Florida State (h)	10/3/15
90	Dutch Brembs, South Carolina (n)	1/1/46
90	Zac Stacey, Vanderbilt (h)	11/24/12
89	Ben Garnito, South Carolina (a)	10/16/65
88	Terrence Flagler, Clemson (h)	11/1/86
88	Sean Jackson, Florida State (a)	9/26/92
86	Devante McFarlane, Syracuse (h)	10/18/2014
86	Chris Johnson, East Carolina (a)	9/11/04
85	Matthew Dayes, NC State (h)	10/24/15
80	Bruce Perry, Maryland (h)	11/29/03
80	Bruce Perry, Maryland (h)	9/22/01
80	Tom McWilliams, Army (a)	10/6/45
80	Charley Trippi, Greensboro AAB (a)	11/13/43

Longest Pass

97	Dave Brown to Clarkston Hines, Duke (h)	11/4/89
93	Wayne Schuchts to Nick Merrick, UVA (a)	10/23/82
89	Eric Dungey to Brisly Estime, Syracuse (a)	9/12/15
89	Joe Makar to Dick Tushak, Maryland (a)	10/2/43
86	Gary Pajcic to Ron Sellers, Florida St. (a)	11/19/66
85	Todd Baker to Buster Ray, NCSU (h)	9/30/78
85	Wayne Schuchts to Barry Word, UVA (h)	10/22/83

Longest Kickoff Return

100	Zonovan Knight, NC State (h)	11/13/21
100	Hassan Hall, Louisville (h)	10/10/19
100	Tobias Palmer, NC State (a)	11/10/12
99	Scottie Montgomery, Duke (a)	11/13/99
98	Diamond Philyaw-Johnson (h)	11/23/19
98	Delbert Powell, North Carolina (h)	10/30/76
97	Diamond Philyaw-Johnson (h)	11/23/19
97	Troy Pollard, Memphis (n)	12/22/18
97	Kernit Whitfield, Florida State (h)	11/9/13
97	Randy Jones, Duke (a)	11/3/90
97	Cedric Jones, Duke (h)	11/10/79
97	Don McCauley, North Carolina (a)	10/25/69

Longest Punt Return

95	George Clark, Duke (a)	11/11/44
88	Mack Matthews, Clemson (h)	10/6/62
86	Alex Webster, NC State (a)	9/29/51
85	Earl Dunham, South Carolina (n)	11/26/42
83	Tom Brown, Maryland (a)	11/18/61
83	Jonathan Krause, Vanderbilt (h)	11/24/12
82	Charles West, Furman (a)	11/22/53
81	Anthony Smith, Appalachian St. (h)	9/12/92
78	Ken Moore, Clemson (n)	10/30/54
78	Bosley Allen, North Carolina (h)	9/9/00

Longest Interception Return

100	Ed Pasky, South Carolina (a)	11/26/49
97	Bill McFadden, Maryland (h)	10/17/81
90	Randall Jones, Maryland (a)	10/21/00
90	Dutch Brembs, South Carolina (n)	1/2/46
86	Irvin Smith, Maryland (a)	10/15/88
83	Jerrelle Williams, Georgia Tech (h)	11/17/90
82	Johnny Watkins, Virginia Tech (a)	10/8/60

Longest Punt

80	Ray McKown, TCU (a)	11/8/52
77	Jared Slovan, Rutgers (a)	11/8/97
76	Rodney Allen, East Carolina (h)	9/22/79
76	Sam Koch, Nebraska (a)	9/10/05
73	Doug Hatcher, South Carolina (a)	11/27/58
73	Ray Farris, North Carolina (a)	10/15/60

Longest Field Goal

57	Obed Ariri, Clemson (a)	10/29/77
56	Sebastian Janikowski, Florida St. (a)	11/15/97
54	Brian Johnson, Virginia Tech (h)	10/24/20
54	Nate Whitaker, Stanford (h)	9/12/09
54	Billy VanAman, Appalachian St. (h)	9/3/83
53	Connor Hughes, Virginia (a)	9/27/03
52	Donald Igwebuike, Clemson (a)	11/3/84
52	Carlos Reveiz, Tennessee (a)	10/5/85
52	David Richardson, Clemson (h)	11/1/97
52	Sebastian Janikowski, Florida St. (a)	10/16/99
52	Mark Bucholz, Clemson (a)	11/10/2007
52	Matt Bosher, Miami (a)	10/25/2008
52	Brad Craddock, Maryland (a)	10/6/2012
52	Carey Spear, Vanderbilt	11/24/2012
52	Roberto Aguayo, Florida State (a)	10/4/2014
52	B.T. Potter, Clemson	9/24/2022

OPPONENT SEASON HIGHS/LOWS

	RUSHING YARDS		PASSING YARDS		TOTAL OFFENSE		POINTS/GAME		
	Year	Avg.	Year	Avg.	Year	Avg.	Year	Avg.	
MOST	1.	1981	315.7	1.	2003	279.8	1.	1981	488.7
	2.	1963	279.4	2.	2017	271.5	2.	1996	475.8
	3.	1973	277.5	3.	2022	269.5	3.	2018	458.6
	4.	1994	270.7	4.	2012	266.8	4.	2017	457.3
	5.	1978	268.9	5.	2018	266.1	5.	2003	454.2
	6.	1983	267.5	6.	1997	264.3	6.	1994	451.0
	7.	1974	266.4	7.	2019	252.8	7.	1982	449.3
	8.	1969	262.7	8.	2005	252.7	8.	1993	448.2
	9.	1977	261.55	9.	2020	252.3	9.	2020	435.7
	10.	1972	261.46	10.	1988	247.0	10.	1989	435.0
FEWEST	1.	1997	96.1	1.	1956	49.7	1.	1952	214.2
	2.	1952	99.7	2.	1959	62.1	2.	1951	246.7
	3.	2006	105.8	3.	1953	78.4	3.	1954	260.0
	4.	2007	109.4	4.	1960	85.1	4.	1961	262.9
	5.	1999	121.4	5.	1957	93.0	5.	1959	267.0
	6.	2008	124.2	6.	1962	95.9	6.	1956	268.8
	7.	2005	133.5	7.	1954	97.1	7.	1955	269.2
	8.	1966	134.8	8.	1961	98.0	8.	1953	278.7
	9.	2022	136.7	9.	1976	104.4	9.	1966	279.4
	10.	2001	140.4	10.	1977	105.4	10.	1964	291.6

ALLEGACY STADIUM RECORDS

INDIVIDUAL

Rushes

WF: 46 John Leach vs. Maryland (11/20/93)
Opp: 41 Tony Benjamin, Duke (11/10/73)

Rushing Yards

WF: 329 John Leach vs. Maryland (11/20/93)
Opp: 276 Bruce Perry, Maryland (9/22/01)

Rushing Touchdowns

WF: 4 Larry Russell vs. Davidson (9/11/71)
Larry Russell vs. Wm & Mary (11/6/71)
James McDougald vs. Auburn (10/27/79)
Chris Barclay vs. East Carolina (9/17/05)
Opp: 5 Stan Fritts, NC State (10/14/72)

Longest Run

WF: 90 yds Freddie Summers vs. Maryland (11/2/68)
Opp: 94 yds Dalvin Cook, Florida State (10/3/15)

Pass Attempts

WF: 67 Rusty LaRue vs. NC State (11/18/95)
Opp: 68 Kolton Browning, ULM (9/14/14)

Pass Completions

WF: 50 Rusty LaRue vs. NC State (11/18/95)
Opp: 43 Kolton Browning, ULM (9/14/14)

Passing Yards

WF: 545 Rusty LaRue vs. NC State (11/18/95)
Opp: 448 Drake Maye, North Carolina (11/12/22)

Touchdown Passes

WF: 6 Sam Hartman vs. Clemson (9/24/22)
Opp: 5 DJ Uiagalelei, Clemson (9/24/22)
Anthony Brown, Boston College (9/13/18)
Taj Boyd, Clemson (10/25/12)
Kyle Wright, Miami (11/12/05)
Terry Harvey, NC State (11/18/95)
Chris Weinke, Florida State (11/11/00)
Scott Milanovich, Maryland (11/20/93)

Longest Non-Scoring Pass

WF: 76 yds Brian Kuklick to Herman Lewis
vs. Appalachian State (8/29/96)

Longest Touchdown Pass

WF: 81 yds Marshall Williams to Chris Givens,
Duke (9/11/10)
Opp: 97 yds Dave Brown to Clarkston Hines,
Duke (11/4/89)

Receptions

WF: 16 Michael Campanaro vs. ULM (9/14/13)
Opp: 14 Russ Weaver, Maryland (11/20/93)

Receiving Yards

WF: 196 Sage Surratt vs. Louisville (10/12/19)
Opp: 251 Clarkston Hines, Duke (11/4/89)

Touchdown Receptions

WF: 4 Greg Dortch vs. Rice (9/29/18)
Greg Dortch vs. Louisville (10/28/17)
Opp: 3 Clarkston Hines, Duke (11/4/89)
Snoop Minnis, FSU (11/11/2000)
Darrell Hill, Northern Illinois (11/24/2001)
Josh Downs, UNC (11/12/2022)

Total Offense

WF: 554 Rusty LaRue (545 pass, 9 rush
vs. NC State (11/18/95)
Opp: 519 Drake Maye, UNC (11/12/2022)

Points

WF: 24 Five times, most recently by
Greg Dortch vs. Louisville (10/28/17)
Opp: 30 Stan Fritts, NC State (10/14/72)

Field Goals

WF: 5 Mike Green vs. Maryland (10/19/91)
Nick Sciba vs. Florida State (10/19/19)
Opp: 4 six times, most recently by
Sims Lenhardt, Duke (10/10/98)

PATs

WF: 8 Nick Sciba vs. Louisville (10/12/19)
Opp: 8 Blanton Creque, Louisville (10/12/19)
Justin Yoon, Notre Dame (9/22/18)
Scott Bentley, Florida State (9/17/94)

Longest Field Goal

WF: 53 yds Wade Tollison
vs. Appalachian State (9/8/90)
53 yds Matthew Burdick
vs. Appalachian State (10/3/98)
Opp: 54 yds Billy VanAman
Appalachian State (9/3/83)
54 yds Nate Whitaker
Stanford (9/12/09)

Longest Punt

WF: 86 yds Sam Swank vs. Duke (9/9/06)
Opp: 76 yds Rodney Allen, ECU (9/22/79)

Longest Punt Return

WF: 75 yds Jessie Bates, III vs. Utah State (9/16/17)
Opp: 83 yds Jonathan Krause, Vanderbilt (11/24/12)

Longest Kickoff Return

WF: 98 yds Kevin Marion vs. North Carolina (10/27/07)
98 yds Myles Savage vs. Maryland (10/18/97)
Opp: 100 yds Zonovan Knight vs. NC State (11/13/21)
100 yds Hassan Hall, Louisville (10/12/19)

Interceptions by

WF: 3 Nick Andersen
vs. No. 19 Virginia Tech (10/24/20)
Opp: 4 Pat Watson
South Carolina (11/9/68)

Longest Interception Return

WF: 100 yds Alphonso Smith vs. Marland (9/22/07)
Opp: 97 yds Bill McFadden, Maryland (10/17/81)

WAKE FOREST AT ALLEGACY STADIUM

Opponent	W	L	T	Pct
UAB	1	0	0	1.000
Appalachian State	14	7	1	.659
Army	7	1	0	.875
Auburn	1	0	0	1.000
Baylor	0	1	0	.000
Boston College	4	5	0	.444
Boston University	1	0	0	1.000
The Citadel	1	0	0	1.000
Campbell	1	0	0	1.000
Clemson	6	19	1	.240
Connecticut	0	1	0	.000
Davidson	2	0	0	1.000
Delaware	1	0	0	1.000
Duke	14	13	1	.518
East Carolina	4	0	0	1.000
Elon	3	0	0	1.000
Florida State	5	9	0	.357
Furman	2	0	0	1.000
Gardner-Webb	2	0	0	1.000
Georgia Tech	3	9	0	.250
Illinois State	1	0	0	1.000
Indiana	0	1	0	.000
Kansas State	0	1	0	.000
Liberty	3	0	0	1.000
Louisville	2	2	0	.500
Maryland	7	16	0	.304
Miami (Fla.)	0	3	0	.000
Mississippi	1	0	0	1.000
Navy	2	3	0	.400
Nebraska	0	1	0	.000
Norfolk State	1	0	0	1.000
North Carolina	8	15	0	.348
North Carolina A&T	1	0	0	1.000
NC State	14	13	0	.519
Northern Illinois	1	0	0	1.000
Northwestern	2	0	0	1.000
Notre Dame	0	2	0	.000
Old Dominion	1	0	0	1.000
Pittsburgh	0	1	0	.000
Presbyterian	3	0	0	1.000
Purdue	0	1	0	.000
Rice	1	0	1	.750
Richmond	1	0	0	1.000
Rutgers	1	0	0	1.000
South Carolina	0	6	0	.000
Southern Methodist	0	1	0	.000
Stanford	1	0	0	1.000
Syracuse	3	2	0	.600
Towson	1	0	0	1.000
Tulane	1	0	0	1.000
Tulsa	2	0	0	1.000
ULM	1	0	0	1.000
Utah State	2	0	0	1.000
Vanderbilt	1	6	0	.143
Virginia	5	14	0	.263
VMI	1	0	0	1.000
Virginia Tech	4	8	0	.333
Western Carolina	3	0	0	1.000
William & Mary	3	2	0	.600
TOTAL	149	164	4	.476

TOP TRUIST FIELD CROWDS

No.	Att	Opponent (Date)	Result
1.	37,623	North Carolina (11/13/04)	L, 31-24
2.	37,411	(8) North Carolina (10/11/80)	L, 27-9
3.	36,723	(19) Virginia Tech (11/18/06)	L, 27-6
4.	36,307	Notre Dame (11/5/11)	L, 24-17
5.	36,200	(12) North Carolina (10/9/82)	L, 24-7
6.	35,920	(15) Clemson (10/7/06)	L, 27-17
7.	35,741	(14) NC State (9/6/03)	W, 38-24
8.	35,643	Clemson (11/1/03)	W, 45-17
9.	35,026	(17) Virginia Tech (10/15/11)	L, 38-17
10.	34,720	(14) South Carolina (11/14/87)	L, 30-0
11.	34,503	(16) NC State (11/13/21)	W, 45-42
12.	34,141	Syracuse (9/2/06)	W, 20-10
13.	34,060	(13) Auburn (10/27/79)	W, 42-38
14.	34,014	Virginia (11/8/08)	W 28-17
15.	33,988	Clemson (10/9/08)	W 12-7
16.	33,921	NC State (10/3/09)	W 30-24
17.	33,778	North Carolina (10/13/84)	W, 14-3

ALLEGACY STADIUM RECORDS

TEAM

Rushing Yards

WF: 528 vs. Tulsa (10/16/71)
Opp: 471 by Clemson (10/6/18)

Rushing Touchdowns

WF: 7 vs. Tulsa (10/16/71)
Opp: 6 by Clemson (10/6/18)
by Notre Dame (9/22/18)
by Navy (10/26/96)

Pass Attempts

WF: 68 vs. NC State (11/18/95)
Opp: 69 by ULM (9/14/13)

Pass Completions

WF: 50 vs. NC State (11/18/95)
Opp: 43 by ULM (9/14/13)

Passing Yards

WF: 556 vs. Maryland (10/17/81)
Opp: 448 by North Carolina (11/12/22)

Touchdown Passes

WF: 6 vs. Clemson (9/24/22)
vs. Elon (9/21/19)
Opp: 5 6 times, most recent by Clemson (2022)

Total Yards

WF: 668 vs. Louisville (10/12/19)
(245 rush, 423 pass)
Opp: 698 by Clemson (10/6/18)
(471 rush, 227 pass)

Touchdowns

WF: 9 vs. Campbell (10/2/20)
Opp: 9 by Clemson (10/6/18)
by Florida State (11/9/13)

Points

WF: 66 vs. Campbell (10/2/20)
Opp: 63 by Clemson (10/6/18)

Combined Points

121 WF 59, Louisville 62 (10/12/19)

Victory Margin

WF: 52 vs. Campbell (10/2/20), 66-14
Opp: 60 by Clemson (10/6/18)
(Clemson 63, WF 3)

Interceptions

WF: 5 vs. Virginia Tech (11/25/72)
vs. Duke (11/10/79)
Opp: 6 by South Carolina (11/9/68)
by Florida State (11/9/13)

Fewest Rushing Yards

WF: - 47 vs. Maryland (10/17/81)
(16 gained, 63 lost)
Opp: - 1 by Virginia (10/23/76)

(55 gained, 56 lost)

Fewest Passing Yards

WF: - 1 vs. Duke (11/10/73)
(8 gained, 9 lost)
Opp: 0 by Army (9/29/90)
(no completions in three attempts)

Fewest Total Yards

WF: 66 vs. South Carolina (11/14/87)
(3 rush, 63 pass)
Opp: 131 by Gardner-Webb (9/16/14)
(77 rush, 54 pass)

MISCELLANEOUS

First Game

9/14/68 NC State 10, Wake Forest 6
(Attendance: 30,000)

First Wake Forest Win

10/26/68 Wake Forest 48, North Carolina 31

Overall Record

149-164-4

Longest Home Winning Streak

11 (final three games in 2020 thru first two of 2022)

Most Home Wins In A Season

6 (2019 & 2021)

Undefeated Home Seasons

1970 4-0
1979 5-0
2021 6-0

Longest Losing Streak at Home

8 (three games in 1994 and all five games in 1995 season)

Winless Seasons at Home

1975 0-5
1995 0-5

Season Home Attendance (Total)

2011 223,769
(7 dates/31,967 per game)

Season Home Attendance (Average)

2007 32,595
(6 dates/195,570 total)



ORIGINAL GROVES STADIUM

After playing football in Groves Stadium since 1940, Wake Forest renamed its facility BB&T Field just prior to the start of the 2007 season and again Truist Field in 2020. The field is named after one of the largest banks in the Southeast.

Wake Forest began playing intercollegiate football in Groves Stadium in 1940 when the school, then located in Wake Forest, N.C., first dedicated a 20,000-seat facility by that same name on its original campus. When Wake opened its current facility in 1968, the school kept the Groves name.

The stadium was named in honor of Henry H. Groves, Sr., who passed away in 1985. It was his generous gift that made possible the construction of the original stadium, which would be the site of some of the finest moments in Wake Forest athletic history.

The Deacs played their final game in old Wake Forest in 1955 before the school moved to Winston-Salem. After several years of playing at Bowman Gray Stadium, the Deacs moved to Groves Stadium in 1968.

In 1957, the original Groves Stadium was sold to Wake Forest High School for the sum of \$10 and became the home of high school football and other community events. It was later renamed Trentini Stadium, in memory of the late Tony Trentini, a Wake Forest football player and 1956 graduate, who later returned to serve as the high school team's coach.

WAKE FOREST YEAR-BY-YEAR STATS

Year	W-L	Total Plays	Total Yds	Offense Avg	1st Downs	Rushing				Passing				Penalties			Turnovers		Scoring	
						Att	Yds	Avg	TD	A-C-I	Pct	Yds	Avg	TD	No	Yds	Avg	Fum-Int	Pts	Avg
2022	8-5	978	5,759	443.0	330	505	2,027	131.1	17	473-302-13	63.8	4,055	311.9	38	62	523	40.2	6-13	469	36.1
2021	11-3	1,084	6,550	467.9	354	565	2,247	160.5	31	519-302-15	58.2	4,303	307.4	39	81	737	52.6	5-15	574	41.0
2020	4-5	690	4,001	444.6	211	380	1,468	163.1	22	310-175-5	56.5	2,533	281.4	14	48	401	44.6	2-5	324	36.0
2019	8-5	1,055	6,032	464.0	307	586	2,284	175.7	18	469-282-13	60.1	3,748	288.3	31	57	460	35.4	11-14	414	31.8
2018	7-6	1,067	5,847	449.8	320	625	2,778	213.7	21	442-247-13	55.9	3,069	236.1	25	55	548	42.2	6-13	427	32.8
2017	8-5	963	6,055	465.8	296	537	2,456	188.9	22	426-268-7	62.9	3,599	276.8	33	69	544	41.8	6-7	459	35.3
2016	7-6	886	4,049	311.5	225	533	1,895	145.8	17	353-190-13	53.8	2,154	165.7	9	61	501	38.5	6-13	265	20.4
2015	3-9	834	4,001	333.4	227	417	1,262	105.2	12	417-236-18	56.6	2,739	228.2	13	61	557	46.4	6-18	209	17.4
2014	3-9	768	2,595	216.2	172	383	479	39.9	4	385-225-14	58.4	2,116	176.3	12	60	574	47.8	7-14	178	14.8
2013	4-8	802	3,489	290.8	200	388	1,130	94.2	11	414-219-14	52.9	2,359	196.6	14	74	596	49.7	9-12	220	18.3
2012	5-7	829	3,616	301.3	188	402	1,206	100.5	15	427-239-7	56.0	2,410	200.8	13	53	461	38.4	8-7	222	18.5
2011	6-7	921	4,781	367.8	263	464	1,490	114.6	18	457-278-8	60.8	3,291	253.2	22	63	566	43.5	4-8	338	26.0
2010	3-9	762	3,628	302.3	190	460	1,902	158.5	23	302-166-10	55.0	1,726	143.8	9	59	544	45.3	7-10	273	22.8
2009	5-7	846	4,841	403.4	267	429	1,582	131.8	13	417-273-12	65.5	3,259	271.6	26	70	618	51.5	7-12	316	26.3
2008	8-5	885	4,008	308.3	218	515	1,578	121.4	14	370-234-7	63.2	2,430	186.9	14	61	626	48.2	13-7	273	21.0
2007	9-4	942	4,425	340.4	245	550	1,862	143.2	21	392-279-16	71.2	2,563	197.2	13	68	621	47.8	10-16	362	27.8
2006	11-3	829	4,298	307.0	231	542	2,099	149.9	19	287-188-6	65.5	2,199	157.1	11	67	619	44.2	12-6	302	21.6
2005	4-7	817	3,947	358.8	201	525	2,173	197.5	20	292-172-10	58.9	1,774	161.3	7	70	683	62.1	10-10	269	24.5
2004	4-7	770	3,864	351.3	230	527	2,267	206.1	18	243-128-7	52.7	1,597	145.2	6	67	646	58.7	6-7	230	20.9
2003	5-7	818	4,257	354.8	224	569	2,439	203.2	31	249-146-10	58.6	1,818	151.5	8	61	524	43.7	9-10	335	27.9
2002	7-6	990	5,305	408.1	274	718	3,135	241.2	33	272-147-6	54.0	2,170	166.9	8	83	684	52.6	10-6	356	27.4
2001	6-5	861	4,292	390.2	247	609	2,438	221.6	27	252-131-14	52.0	1,854	168.5	7	74	645	58.6	11-14	292	26.5
2000	2-9	771	3,586	326.0	196	453	1,652	150.2	16	318-167-10	52.5	1,934	175.8	6	65	538	48.9	16-10	181	16.5
1999	7-5	775	3,488	317.1	192	533	1,933	175.7	16	242-139-10	57.4	1,555	141.0	10	80	614	55.8	6-10	243	22.1
1998	3-8	786	3,870	351.8	210	331	719	65.4	9	455-255-19	56.0	3,151	286.5	18	64	534	48.5	13-19	235	21.4
1997	5-6	804	3,949	359.0	217	399	1,163	105.7	11	405-244-16	60.2	2,786	253.3	16	74	567	51.5	15-16	245	22.3
1996	3-8	785	3,511	319.2	183	344	716	65.1	4	441-223-14	50.6	2,795	254.1	12	62	516	46.9	13-14	144	13.1
1995	1-10	789	3,634	330.4	201	306	561	51.0	6	483-289-18	59.8	3,073	279.4	19	58	489	44.5	14-18	190	17.3
1994	3-8	727	2,783	253.0	162	369	1,024	93.1	7	358-182-17	50.8	1,759	159.9	8	51	379	34.4	12-17	143	13.0
1993	2-9	744	3,874	352.2	204	404	1,530	139.1	16	340-194-18	57.1	2,344	213.1	7	75	592	53.8	8-18	199	18.1
1992	8-4	759	3,785	344.1	196	445	1,566	142.4	12	314-173-9	55.1	2,219	201.7	13	76	595	54.1	7-9	227	20.6
1991	3-8	719	3,639	330.8	176	389	1,389	126.3	8	330-170-21	51.5	2,250	204.5	12	52	414	37.6	7-21	195	17.7
1990	3-8	807	3,830	348.2	209	438	1,708	155.3	17	369-170-17	46.1	2,122	192.9	12	63	519	47.2	12-17	247	22.5
1989	2-8-1	821	4,217	383.4	218	426	1,699	154.5	6	395-191-11	48.4	2,518	228.9	18	52	448	40.7	15-11	194	17.6
1988	6-4-1	756	4,243	385.7	220	459	1,931	175.5	23	297-175-11	58.9	2,312	210.2	14	73	566	51.5	17-11	282	25.6
1987	7-4	775	3,445	313.2	193	456	1,530	139.1	10	319-169-20	53.0	1,915	174.1	7	94	787	71.5	10-20	201	18.3
1986	5-6	825	4,418	401.6	241	424	1,763	160.3	25	401-216-15	53.9	2,655	241.4	18	53	483	43.9	9-15	325	29.5
1985	4-7	831	4,044	367.6	221	444	1,819	165.4	8	387-229-13	59.2	2,225	202.3	19	50	339	30.8	13-13	212	19.3
1984	6-5	771	3,784	344.0	214	478	1,993	181.2	12	293-161-10	54.9	1,791	162.8	14	66	529	48.1	17-10	205	18.6
1983	4-7	771	3,899	354.5	199	425	1,611	146.5	17	346-193-17	55.8	2,288	208.0	16	49	367	33.4	8-17	257	23.4
1982	3-8	839	3,722	338.4	224	435	1,231	111.9	14	404-224-16	55.4	2,491	226.5	11	60	547	49.7	21-16	200	18.2
1981	4-7	816	3,882	352.9	222	344	896	81.5	8	472-286-24	60.6	2,986	271.5	20	59	566	51.5	7-24	217	19.7
1980	5-6	835	3,759	341.7	221	415	1,125	102.3	12	420-216-16	51.4	2,634	239.5	21	81	789	71.7	9-16	251	22.8
1979	8-4	831	4,219	383.5	226	456	1,770	160.9	13	375-200-17	53.3	2,449	222.6	15	50	475	43.2	17-17	230	20.9
1978	1-10	765	2,843	258.5	162	433	1,027	93.4	9	332-161-23	48.5	1,816	165.1	3	61	506	46.0	21-23	104	9.5
1977	1-10	775	3,243	294.8	182	462	1,480	134.5	7	313-152-22	48.6	1,763	160.3	6	57	604	54.9	17-22	113	10.3
1976	5-6	740	2,917	265.2	178	531	1,714	155.8	15	209-102-9	48.8	1,203	109.4	6	45	412	37.5	10-9	177	16.1
1975	3-8	736	3,506	318.7	199	520	2,024	184.0	10	216-113-20	52.3	1,482	134.7	17	42	392	35.6	15-20	221	20.1
1974	1-10	753	2,399	218.1	167	559	1,275	115.9	6	194-78-17	40.2	1,124	102.2	2	54	392	35.6	19-17	74	6.7
1973	1-9-1	710	2,224	202.2	131	513	1,467	133.4	3	197-63-16	32.0	757	68.8	2	54	610	55.5	15-16	73	6.6
1972	2-9	683	2,262	205.6	126	518	1,657	150.6	9	165-54-19	32.7	605	55.0	2	57	574	52.2	19-19	88	8.0
1971	6-5	824	3,684	334.9	226	744	3,344	304.0	26	80-32-4	40.0	340	30.9	2	51	465	42.3	15-4	218	19.8
1970	6-5	749	3,352	304.7	172	610	2,496	226.9	19	139-68-10	48.9	856	77.8	5	75	748	68.0	20-10	191	17.4
1969	3-7	718	2,697	269.7	170	529	1,636	163.6	12	189-94-15	49.7	1,061	106.1	2	59	654	65.4	14-15	125	12.5
1968	2-7-1	754	3,511	351.1	183	493	1,790	179.0	18	261-131- 25	50.2	1,721	172.1	10	52	552	55.2	16-25	212	21.2
1967	4-6	686	3,042	304.2	171	503	2,035	203.5	21	183-85-13	46.4	1,007	100.7	2	43	435	43.5	13-13	175	17.5
1966	3-7	630	2,443	244.3	121	456	1,424	142.4	6	174-76-12	43.7	1,019	101.9	5	29	279	27.9	12-12	90	9.0
1965	3-7	639	2,165	216.5	116	437	1,181	118.1	6	202-85-16	42.1	984	98.4	5	41	415	41.5	6-16	88	8.8
1964	5-5	678	3,166	316.6	164	479	1,822	182.2	21	199-90-14	45.2	1,344	134.4	3	43	414	41.4	6-14	172	17.2
1963	1-9	590	1,650	165.0	107	342	876	87.6	4	248-88-15	35.5	774	77.4	1	50	427	42.7	8-15	37	3.7
1962	0-10	617	2,124	212.4	108	369	1,014	101.4	4	248-104-23	41.9	1,110	111.0	5	47	465	46.5	18-23	66	6.6
1961	4-6	566	2,238	223.8	114	455	1,590	159.0	8	111-41-11	37.0	648	64.8	4	43	458	45.8			

OPPONENT YEAR-BY-YEAR STATS

Year	Total Plays	Total Yds	Offense Avg	1st Downs	Rushing				Passing				Penalties			Turnovers		Scoring	
					Att	Yds	Avg	TD	A-C-I	Pct	Yds	Avg	TD	No	Yds	Avg	Fum-Int	Pts	Avg
2022	931	5,281	406.2	268	464	2,182	136.7	14	467-281-7	60.2	3,504	269.5	29	94	834	64.2	9-7	368	28.3
2021	988	5,785	413.2	313	563	2,736	195.4	25	425-249-15	58.6	3,049	217.8	24	106	938	67.0	14-15	404	28.9
2020	663	3,921	435.7	209	365	1,650	183.3	20	298-189-13	63.3	2,271	252.3	17	58	536	59.6	4-13	295	32.8
2019	936	5,414	416.5	272	502	2,128	162.7	16	434-270-14	62.2	3,286	252.8	26	84	737	56.7	4-13	378	29.1
2018	1,015	5,962	458.6	290	526	2,503	192.5	31	489-308-6	63.0	3,459	266.1	26	75	647	49.8	10-6	433	33.3
2017	1,069	5,945	457.3	368	547	2,415	185.8	24	522-296-14	56.7	3,530	271.5	20	62	567	43.6	7-14	368	28.3
2016	903	4,817	370.5	251	485	1,851	142.4	20	418-241-12	57.7	2,966	228.2	16	70	618	47.5	15-12	288	22.2
2015	784	4,365	363.8	217	462	1,935	161.2	17	322-199-6	61.8	2,430	202.5	17	84	748	62.3	5-6	295	24.6
2014	849	4,431	369.2	231	501	2,192	182.7	20	348-211-6	60.6	2,239	186.6	12	68	542	45.2	13-12	317	26.4
2013	878	4,394	366.0	231	461	1,718	143.2	13	417-262-12	62.8	2,676	223.0	20	57	453	37.8	9-12	289	24.1
2012	900	5,194	432.8	382	489	1,993	166.1	22	411-255-11	62.0	3,201	266.8	22	68	549	45.8	12-11	382	31.8
2011	925	5,171	397.8	257	481	2,208	169.8	21	444-254-13	57.2	2,963	227.9	22	70	601	46.2	8-13	356	27.4
2010	884	5,168	430.7	278	491	2,310	192.5	24	393-241-11	61.3	2,858	238.2	29	66	601	50.1	6-11	430	35.8
2009	800	4,597	383.1	230	433	1,972	164.3	17	367-209-9	56.9	2,625	218.8	21	70	706	58.8	6-9	315	26.2
2008	840	3,857	296.7	207	458	1,614	124.2	10	382-199-18	52.1	2,243	172.5	15	75	668	51.4	19-18	238	18.3
2007	955	4,425	340.4	238	446	1,422	107.4	13	509-272-19	53.4	3,003	231.0	20	69	560	43.1	16-19	289	22.2
2006	921	4,515	322.5	259	475	1,481	105.8	11	446-255-22	57.1	3,034	216.7	12	80	582	41.6	9-22	215	15.4
2005	766	4,248	386.2	221	369	1,468	133.5	13	397-218-14	54.9	2,780	252.7	22	64	573	52.1	4-14	316	28.7
2004	795	4,325	393.2	220	425	2,085	157.9	12	370-205-11	55.4	2,588	235.3	16	64	499	45.4	9-11	253	23.0
2003	931	5,450	454.2	303	466	2,092	174.3	19	465-288-13	61.9	3,358	279.8	22	84	709	59.1	13-13	347	28.9
2002	911	5,073	390.2	268	498	2,057	158.2	17	413-242-13	58.6	3,016	232.0	22	68	579	44.5	21-13	327	25.2
2001	761	4,238	385.3	224	423	1,544	140.4	19	338-209-13	61.8	2,694	244.9	21	82	693	63.0	9-13	311	28.3
2000	785	4,762	432.9	233	480	2,270	206.4	22	305-177-9	58.0	2,492	226.5	20	75	651	59.2	8-9	362	32.9
1999	742	3,524	320.4	190	403	1,335	121.4	12	339-181-13	53.4	2,189	199.0	10	68	652	59.3	9-13	206	18.7
1998	776	4,409	400.8	211	485	2,059	187.2	24	291-173-16	59.5	2,350	213.6	11	76	788	71.6	12-16	335	30.5
1997	767	3,964	360.4	200	364	1,057	96.1	11	403-243-9	60.3	2,907	264.3	22	86	712	64.7	7-9	288	26.2
1996	867	5,234	475.8	252	537	2,799	254.5	27	330-190-7	57.6	2,435	221.4	16	67	586	53.3	13-7	374	34.0
1995	824	4,687	426.1	235	509	2,122	192.9	27	315-196-11	62.2	2,565	233.2	20	75	635	57.7	15-11	360	32.7
1994	828	4,961	451.0	247	558	2,978	270.7	23	270-155-10	27.4	1,983	180.3	21	98	815	74.1	14-10	373	33.9
1993	799	4,930	448.2	259	495	2,462	223.8	22	304-188-14	61.8	2,468	224.4	17	92	679	61.7	10-14	318	28.9
1992	831	4,059	369.0	218	520	2,103	191.2	21	311-169-13	54.3	1,956	177.8	7	57	487	44.3	15-13	225	20.5
1991	834	4,501	409.2	241	534	2,135	194.1	22	300-185-9	61.7	2,366	215.1	15	50	452	41.1	12-9	300	27.3
1990	820	4,519	410.8	242	577	2,590	235.5	33	243-142-14	58.4	1,929	175.4	7	46	397	36.1	21-14	351	31.9
1989	848	4,785	435.0	253	531	2,313	210.3	20	317-173-7	54.6	2,472	224.7	18	57	456	41.4	9-7	319	29.0
1988	827	4,526	411.5	240	485	1,809	164.5	13	342-188-15	55.0	2,717	247.0	15	71	630	57.3	12-15	238	21.5
1987	783	3,538	321.6	212	487	1,800	163.6	13	296-150-17	50.8	1,738	158.0	7	70	531	48.3	13-17	185	16.8
1986	839	4,459	405.4	234	538	2,257	205.2	20	301-170-11	56.5	2,202	200.2	16	69	697	63.4	16-11	295	26.8
1985	758	3,844	349.5	209	483	1,761	160.1	12	275-159-7	57.8	2,083	189.4	16	65	566	51.4	13-7	249	22.6
1984	812	4,031	366.5	221	524	2,209	200.8	17	288-156-18	54.2	1,822	165.6	11	77	650	59.1	12-18	232	21.1
1983	836	4,522	411.1	247	569	2,942	267.5	25	267-142-11	53.2	1,580	143.6	7	87	728	66.2	19-11	281	25.5
1982	874	4,942	449.3	264	583	2,751	250.1	25	291-151-14	51.9	2,191	199.2	14	92	791	71.9	10-14	322	29.3
1981	878	5,376	488.7	261	615	3,473	315.7	27	263-129-9	49.0	1,903	173.0	18	85	771	70.1	13-9	365	33.2
1980	833	3,746	340.5	202	508	1,734	157.6	13	325-162-18	49.8	2,012	182.9	13	79	808	73.5	11-18	213	19.4
1979	858	4,323	393.0	213	606	2,444	22.2	18	252-131-16	52.0	1,876	170.5	13	79	828	75.3	19-16	283	25.7
1978	859	4,549	413.4	229	669	2,958	268.9	28	190-106-13	55.8	1,590	144.5	8	72	692	62.9	20-13	274	24.9
1977	840	4,036	366.9	219	660	2,877	261.5	22	180-92-14	51.1	1,159	105.4	7	81	742	67.5	12-14	270	24.5
1976	767	3,329	302.6	182	597	2,181	198.3	15	170-76-14	44.7	1,148	104.4	7	55	606	55.1	18-14	206	18.7
1975	848	4,229	384.5	231	648	2,812	255.6	27	200-99-8	49.5	1,417	128.8	7	54	542	49.3	18-8	264	24.0
1974	708	4,449	444.9	260	620	2,930	293.0	30	190-110-8	57.9	1,519	151.9	13	65	637	63.7	21-8	348	34.8
1973	867	4,625	420.5	240	672	3,053	277.5	32	195-88-15	45.1	1,572	142.9	12	54	560	50.9	16-15	326	29.6
1972	837	4,689	426.3	227	594	2,876	261.5	29	243-114-20	46.9	1,813	164.8	16	62	662	60.2	20-20	339	30.8
1971	713	3,342	303.8	184	498	1,837	167.0	14	215-101-21	47.0	1,505	136.8	9	53	496	45.1	6-21	178	16.2
1970	832	4,091	371.9	219	549	2,162	196.5	20	283-145-15	51.2	1,929	175.4	9	60	659	59.9	16-15	241	21.9
1969	723	3,788	378.8	205	551	2,627	262.7	25	172-93-13	54.1	1,161	116.1	11	43	422	42.2	18-13	279	27.9
1968	758	3,734	373.4	188	519	2,018	201.8	16	239-124-10	50.2	1,653	165.3	15	44	447	44.7	17-10	228	22.8
1967	741	3,794	379.4	209	537	2,236	223.6	21	204-105-10	51.5	1,558	155.8	11	41	387	38.7	9-10	256	25.6
1966	595	2,794	279.4	128	420	1,348	134.8	12	175-87-17	49.7	1,446	144.6	10	47	425	42.5	14-17	162	16.2
1965	670	3,071	307.1	159	480	1,841	184.1	19	190-93-13	48.9	1,230	123.0	6	38	428	42.8	13-13	204	20.4
1964	645	2,916	291.6	158	457	1,734	173.4	16	188-84-16	44.6	1,182	118.2	5	-	493	49.3	14-16	178	17.8
1963	707	4,045	404.5	197	545	2,794	279.4	31	162-86-8	53.1	1,251	125.1	14	67	633	63.3	17-8	318	31.8
1962	674	3,064	306.4	156	502	2,105	210.5	24	172-78-5	45.3	959	95.9	10	57	523	52.3	10-5	278	27.8
1961	622	2,629	262.9	146	432	1,649	164.9	11	190-83-7	43.7	980	98.0	8	46	485	48.5	21-7	159	15.9
1960	682	3,079	307.9	157	533	2,228	222.8	22	149-73-11	49.0	851	85.1	8	26	271	27.1	6-11	215	21.5
1959	632	2,670	267.0	147	504	2,049	204.9	17	128-57-15	44.5	621	62.1	7	48	598	59.8	22-15	178	17.8
1958	677	3,042	304.2	164	518	1,957	195.7	12	159-71-12	44.7	1,085	108.5	10	56	55				

ACC/NCAA STATISTICAL LEADERS

GENERAL

STAFF

PLAYERS

2021 REVIEW

HISTORY

RECORDS

RESULTS

ACC INDIVIDUAL STAT LEADERS

Rushing				
Year	Player	Plays	Yds	Avg
1956	Bill Barnes	168	1,010	101
1961	Alan White	93	586	58.6
1964	Brian Piccolo	252	1,044	104.4
1971	Larry Hopkins	249	1,228	111.6
1993	John Leach	215	1,089	99.0
2005	Chris Barclay	218	1,127	112.7

Passing				
Year	Player	Com	Yards	TD
1955	Nick Consoles	66	767	6
1959	Norm Snead	85	1,361	12
1960	Norm Snead	123	1,676	10
1977	Mike McGlamry	133	1,532	5
1980	Jay Venuto*	214	2,624	21

Passing Efficiency				
Year	Player	Pct	TD	Eff
2006	Riley Skinner	65.8	9	139.6
2017	John Wolford	63.9	29	158.0

Receptions				
Year	Player	Rec	Yds	TD
1955	Bill Barnes	31	349	0
1959	Bobby Allen	25	462	4
1977	Steve Young	51	483	3
1979	Wayne Baumgardner	55	1,000	8
1981	Phil Denfeld	51	461	1
1985	Michael Ramseur	54	450	1
1986	James Brim	66	930	5
1989	Ricky Proehl	65	1,053	11
1991	John Henry Mills	51	559	1
1997	Desmond Clark	72	950	5
2007	Kenneth Moore	98	1,011	5
2008	D.J. Boldin	81	848	3
2012	Michael Campanaro	79	763	6

Receiving Yardage				
Year	Player	Yds	Rec	TD
1954	Ed Stowers	277	22	3
1955	John Parham	376	18	5
1959	Bobby Allen	462	25	4
1979	Wayne Baumgardner	1,000	55	8
1986	James Brim	930	66	5
2022	A.T. Perry	1,096	81	11

Scoring				
Year	Player	TD	PAT	Pts
1956	Bill Barnes	7	2	44
1964	Brian Piccolo	17	9	111
1971	Larry Russell	15	4	94
1979	James McDougald*	13	-	78

Points Responsible For				
Year	Player			Pts
2021	Sam Hartman			306

All-Purpose Yardage				
Year	Player			Tot
1955	Bill Barnes			1,156
1956	Bill Barnes			1,491
1975	John Zeglinski			1,730
1990	Anthony Williams			1,606
1993	John Leach			1,691
2005	Chris Barclay			1,508
2018	Greg Dortch			1,750

Total Offense				
Year	Player	Plays	Yds	Avg
1956	Bill Barnes	168	1,010	101.0
1959	Norm Snead	218	1,365	136.5
1960	Norm Snead	312	1,630	163.0
1964	John Mackovic	267	1,514	151.4
1967	Freddie Summers	338	1,419	141.9
1979	Jay Venuto	443	2,463	223.9
1980	Jay Venuto	480	2,430	220.9
1981	Gary Schofield	461	2,428	220.7
1986	Mike Elkins	400	2,443	244.3
1989	Phil Barnhill	469	2,820	256.4
1996	Brian Kuklick	476	2,454	223.1

Field Goals				
Year	Player	FGM	FGA	Pct
2006	Sam Swank	23	31	74.2
2017	Mike Weaver	21	25	84.0
2019	Nick Sciba	24	25	96.0
2021	Nick Sciba	23	25	92.0

Kick Scoring				
Year	Player	FG	PAT	Pts
2017	Mike Weaver	21-25	52-56	115
2021	Nick Sciba	23-25	65-65	134

Kickoff Returns				
Year	Player	No	Yds	Avg
1956	Bill Barnes	11	315	28.6
1962	Donnie Frederick	29	660	22.8
1973	Tom Lockridge	21	522	24.9
1999	John Stone	13	389	29.9
2007	Kevin Marion	13	876	31.3

Punting				
Year	Player		Punts	Avg

1959	Wayne Wolff	24	41.1
1960	Wayne Wolff	58	40.5
1961	Bill Ruby*	55	40.2
1963	Karl Sweetan*	66	37.3
1971	Chuck Ramsey	46	43.5
1972	Chuck Ramsey	72	43.2
1973	Chuck Ramsey	87	44.8
1982	Harry Newsome*	60	42.6
1983	Harry Newsome	42	45.5
1984	Harry Newsome	57	44.1
1988	Martin Bailey	46	43.7
2003	Ryan Plackemeier	57	45.6
2004	Ryan Plackemeier	64	43.9
2005	Ryan Plackemeier	67	47.2

Punt Returns				
Year	Player	No	Yds	Avg
1956	Bill Barnes	6	114	19.0
1990	George Coghill	19	275	14.5
1993	Todd Dixon	13	167	12.8

Interceptions				
Year	Player	No	Yds	TD
1959	Chuck Reiley	4	14	0
1960	Chuck Reiley	4	64	0
1966	Andy Harper	6	34	0
1977	James Royster*	5	74	0
2007	Alphonso Smith	8	166	3
2008	Alphonso Smith	7	33	0
2020	Nick Andersen	4	0	0

Tackles For Loss				
Year	Player	No		Avg.
1992	Michael McCrary	23		
1995	Tucker Grace	19		
2002	Calvin Pace	19.5		1.62
2019	Carlos Basham Jr.	18.0		1.50

Passes Defended				
Year	Player	No		Avg.
1987	A.J. Greene	18		
1989	George Coghill	17		
2003	Eric King	18		1.5
2007	Alphonso Smith	18		1.4
2008	Alphonso Smith	20		1.5
2011	Merrill Noel	21		1.6
2015	Brad Watson	18		1.3

Fumbles Recovered				
Year	Player	No		
2003	Quintin Williams*	3		
2004	Josh Gattis	3		
2006	Stanley Arnoux*	3		
2014	Tylor Harris	4		
2021	Traveon Redd*	3		
2021	Ja'Sir Taylor*	3		

Fumbles Caused				
Year	Player	No		
2007	Alphonso Smith	4		

ACC TEAM STAT LEADERS

Total Offense				
Year	Games	Yds	Avg	
1959	10	3,139	313.9	
1964	10	3,166	316.6	
1979	11	4,236	385.1	
2002	13	5,305	408.1	

Scoring Offense				
Year	Games	Pts	Avg	
1986	11	325	29.5	
2022	13	368	36.1	

Scoring Defense				
Year	Games	Pts	Avg	
1966	10	162	16.2	

Rushing Defense				
Year	Games	Yds	Avg	
1966	10	1,348	134.8	

Rushing Offense				
Year	Games	Yds	Avg	
1971	11	3,344	304.0	
2001	11	2,438	221.6	
2002	13	3,135	241.2	
2003	12	2,439	203.2	
2005	11	2,173	197.5	

Passing Offense				
Year	Games	Comp/Att	Yds	Avg
1955	10	92/180	1,291	129.1
1959	10	90/218	1,498	149.8
1960	10	125/262	1,692	169.2
1978	11	162/332	1,814	164.9
1979	11	200/375	2,449	222.6
1980	11	216/420	2,634	239.5
1981	11	286/472	2,986	271.5
1996	11	223/441	2,795	254.1
2019	13	282/469	3,748	288.3*
2021	13	302/473	4,055	311.9

Passing Efficiency				
--------------------	--	--	--	--

Year	Games	Pct	TD	Eff
2006	14	65.5	10	138.3
2017	13	62.9	33	156.2
2022	13	63.8	38	160.4

Time of Possession				
Year	Games	TOP	Avg	
2007	13	420:42	32:21	

Passing Defense				
Year	Games	Com/Att	Yds	Avg
1959	10	57/128		62.1
1962	10	78/172		95.9
1983	11	142/267	1,580	143.6
1984	11	156/288	1,822	165.6
1987	11	150/296	1,738	158

Fumbles Recovered				
Year	Games	Recoveries		
2021	14	14		

3rd Down Conversions				
Year	Games	Conv/Att	Pct.	
2019	13	108/229	47.2	
2021	14	113/230	49.1	

4th Down Conversions				
Year	Games	Conv/Att	Pct.	
2006	14	4/6		66.7

Red Zone Offense				
Year	Games	Scores/Att.	Pct.	
2017	13	53-56		94.6
2021	14	62-67		92.5

Red Zone Defense				
Year	Games	Scores/Att.	Pct.	
2004	11	29/42		69.0
2016	13	35/45		77.8

Fewest Penalties				
Year	Penalties	Yards	Yards/Gm	
2016	61	501		38.5
2019	57	460		35.4
2022	62	523		40.2

Fewest Sacks Allowed				
Year	Games	Sacks	Yds	Avg
2001	11	13	108	1.18

Kick Returns				
Year	Games	No.	Yds	Avg
2020	9	15	352	23.5

Turnover Margin				
Year	Games	Gained	Lost	Margin
2021	14	29	20	+9

NCAA INDIVIDUAL STAT LEADERS

Kick Returns				
Year	Player	No	Yds	Avg
1948	Bill Gregus	19	503	26.5
1962	Donnie Frederick	29	660	22.8

Punt Return Touchdowns				
Year	Player	No		
2018	Greg Dortch	2		

Receptions				
Year	Player	Rec	Yds	TD
1948	Red O'Quinn	39	605	7

Rushing				
Year	Player	Plays	Yds	Avg
1939	John Polanski	137	882	6.4
1964	Brian Piccolo	252	1,044	4.14

BEST PERFORMANCES VS. ACC OPPONENTS

OPPONENT		INDIVIDUAL HIGHS	TEAM HIGHS
BOSTON COLLEGE		Yards Rushing 117 (23 att) by Matt Colburn II 9/13/18 (h) Yards Passing 354 (25 of 35) by Riley Skinner 9/26/09 (a) Receptions 16* (123 yds) by Michael Campanaro .. 11/3/12 (h)	Yards Rushing 298 9/13/18 (h) Yards Passing 366 9/1/07 (a) Total Offense 512 (298 rush, 214 pass) 9/13/18 (h)
CLEMSON		Yards Rushing 249 (45 att) by James McDougald 10/9/76 (h) Yards Passing 337 (20 of 29) by Sam Hartman 9/24/22 (h) Receptions 12 (115 yds) by Phil Denfeld 10/31/81 (a)	Yards Rushing 444 10/17/70 (h) Yards Passing 337 9/24/22 (h) Total Offense 523 (365 rush, 158 pass) 10/19/02 (a)
DUKE		Yards Rushing 223 (31 att) by Cade Carney 11/24/18 (a) Yards Passing 478 (55 of 78) by Rusty LaRue 10/28/95 (a) Receptions 14 (230 yds) by John Henry Mills 11/3/90 (a)	Yards Rushing 419 10/29/05 (a) Yards Passing 478 10/28/95 (a) Total Offense 677 (266 rush, 411 pass) 10/30/21 (h)
FLORIDA STATE		Yards Rushing 149 (19 att) by Tarence Williams 11/2/02 (h) Yards Passing 308 (21 of 38) by Sam Hatman 10/19/19 (h) Receptions 10 (110 yds) by Roger Pettus 9/17/94 (h) 10 (83 yds) by Cam Serigne 10/3/15 (h) 10 (110 yds) by Greg Dortch 9/30/17 (h)	Yards Rushing 265 9/29/01 (a) Yards Passing 308 10/19/19 (h) Total Offense 484 (225 rush, 259 pass) 9/18/21 (h)
GEORGIA TECH		Yards Rushing 224 (39 att) by Morgan Kane 11/20/99 (h) Yards Passing 501 (41 of 65) by Rusty LaRue 11/4/95 (h) Receptions 11 (167 yds) by Jammie Deese 11/21/98 (a)	Yards Rushing 322 11/20/99 (h) Yards Passing 501 11/4/95 (h) Total Offense 555 (61 rush, 494 pass) 11/21/98 (a)
LOUISVILLE		Yards Rushing 243 (20 att) by Matt Colburn II 10/27/18 (a) Yards Passing 461 (28 of 34) by John Wolford 10/28/17 (h) Receptions 13 (134 yds) by Kendall Hinton 10/12/19 (h)	Yards Rushing 368 10/27/18 (a) Yards Passing 461 10/28/17 (h) Total Offense 668 (245 rush, 423 pass) 10/12/19 (h)
MIAMI		Yards Rushing 111 (21 att) by Josh Adams 10/25/08 (a) Yards Passing 349 (29 of 43) by Riley Skinner 10/31/09 (h) Receptions 12 (101 yds) by Devon Brown 10/31/09 (h)	Yards Rushing 195 10/25/08 (a) Yards Passing 408 10/31/09 (h) Total Offense 555 (147 rush, 408 pass) 10/31/09 (h)
NORTH CAROLINA		Yards Rushing 160 (35 att) by Chris Barclay 11/8/03 (a) Yards Passing 429 (29 of 45) by Sam Hartman 11/14/20 (a) Receptions 16 (123 yds) by Michael Campanaro 9/8/12 (h)	Yards Rushing 421 10/26/68 (h) Yards Passing 429 11/14/20 (a) Total Offense 632 (421 rush, 211 pass) 10/26/68 (h)
NC STATE		Yards Rushing 180 (20 att) by Larry Hopkins 10/9/71 (a) Yards Passing 545* (50 of 67) by Rusty LaRue 11/18/95 (h) Receptions 15 (194 yds) by James Brim 9/20/86 (a) 15 (178 yds) by Marlon Estes 11/18/95 (h)	Yards Rushing 402 10/9/71 (a) Yards Passing 545 11/18/95 (h) Total Offense 561 (132 rush, 429 pass) 9/20/86 (a)
PITT		Yards Rushing 62 (16 att) by Cade Carney 11/17/18 (n) Yards Passing 213 (21 of 46) by Sam Hartman 12/4/21 (n) Receptions 9 (54 yds) by Jaquarii Roberson 12/4/21 (n)	Yards Rushing 82 12/4/21 (n) Yards Passing 213 12/4/21 (n) Total Offense 295 (82 rush, 213 pass) 12/4/21 (n)
SYRACUSE		Yards Rushing 237 (31 att) by Matt Colburn II 11/11/17 (a) Yards Passing 363 (25 for 38) by John Wolford 11/11/17 (a) Receptions 11 (88 yds) by Kendall Hinton 11/23/19 (a)	Yards Rushing 371 11/11/17 (a) Yards Passing 421 11/23/19 (a) Total Offense 734* (371 rush, 363 pass) 11/11/17 (a)
VIRGINIA		Yards Rushing 168 (23 att) by Frank Harsh 11/18/72 (h) Yards Passing 373 (30 of 46) by Gary Schofield 10/24/81 (a) Receptions 10 (155 yds) by Tim Ryan 10/24/81 (a) 10 (66 yds) by Marlon Estes 9/30/95 (a)	Yards Rushing 401 10/25/75 (a) Yards Passing 399 10/24/81 (a) Total Offense 598 (401 rush, 197 pass) 10/25/75 (a)
VIRGINIA TECH		Yards Rushing 241 (20 att) by Josh Harris 10/16/10 (a) Yards Passing 254 (19 for 33) by Tanner Price 10/15/11 (h) Receptions 8 (162 yds) by Kendall Hinton 11/9/19 (a)	Yards Rushing 254 10/16/10 (a) Yards Passing 261 10/15/11 (h) Total Offense 347 (139 rush, 208 pass) 10/9/04 (h)

* - school record / (h) - home game / (a) - away game

HEAD COACHES

MOST COACHING WINS

Name	Years	W	L	T	Pct	Bowl Wins
D. C. Walker	1937-50 (14)	77	51	6	.597	1 ('46 Gator)
Jim Grobe	2001-13 (13)	77	82	0	.484	3 ('02 Seattle, '07 Meineke, '08 EagleBank)
Dave Clawson	2014-pres. (9)	59	53	0	.528	4 ('16 Military, '17 Belk, '18 Birmingham, '21 Gator, '23 Gasparilla)
Bill Dooley	1987-92 (6)	29	36	2	.448	1 ('92 Independence)
Jim Caldwell	1993-00 (8)	26	63	0	.292	1 ('99 Aloha)
Al Groh	1981-86 (6)	26	40	0	.394	


LONGEST TENURES

Name	Years	W	L	T	Pct	Bowl Games
D. C. Walker	1937-50 (14)	77	51	6	.597	2 ('46 Gator, '49 Dixie)
Jim Grobe	2001-13 (13)	77	82	0	.484	5 ('02 Seattle, '07 FedEx Orange, '07 Meineke, '08 EagleBank, '11 Music City)
Dave Clawson	2014-pres. (9)	59	53	0	.528	7 ('16 Military, '17 Belk, '18 Birmingham, '19 Pinstripe, '20 Mayo, '21 Gator, '23 Gasparilla)
Jim Caldwell	1993-00 (8)	26	63	0	.292	1 ('99 Aloha)
Al Groh	1981-86 (6)	26	40	0	.394	
Bill Dooley	1987-92 (6)	29	36	2	.448	1 ('92 Independence)

Name	Years	OVERALL RECORD				ACC RECORD				
		W	L	T	Pct	W	L	T	Pct	
W. C. Dowd* (Wake Forest '89)	1888	(1)	1	0	0	1.000				
W. C. Riddick (Lehigh '90)	1889	(1)	3	3	0	.500				
W. E. Sikes (Wake Forest '91)	1891-93	(3)	6	2	1	.722				
Unknown	1895	(1)	0	0	1	.500				
A. P. Hall, Jr. (Pennsylvania)	1908	(1)	1	4	0	.250				
A. T. Myers (Harvard)	1909	(1)	2	4	0	.333				
Reddy Rowe	1910	(1)	2	7	0	.222				
Frank Thompson (NC State)	1911-13	(3)	5	19	0	.208				
Dr. W. C. Smith	1914-15	(2)	6	10	0	.375				
G. M. Billings (Wake Forest '15)	1916	(1)	3	3	0	.500				
E. T. MacDonnell (Colgate '10)	1917	(1)	1	6	1	.188				
Harry Rabenhorst* (Wake Forest '19)	1918-19	(2)	3	8	0	.273				
J. L. White (Wake Forest '99)	1920-21	(2)	4	15	0	.210				
George Levene (Penn '07)	1922	(1)	3	5	2	.211				
Hank Garrity (Princeton '22)	1923-25	(3)	19	7	1	.722				
James Baldwin (Lehigh)	1926-27	(2)	7	10	3	.425				
Stanley B. Cofall (Notre Dame '17)	1928	(1)	2	6	2	.300				
F. S. Miller (Fordham)	1929-32	(4)	18	15	4	.540				
James H. Weaver (Centenary '24)	1933-36	(4)	10	23	1	.309				
D. C. Walker (Samford '22)	1937-50 (14)		77	51	6	.597				
Tom Rogers (Duke '34)	1951-55	(5)	21	25	4	.460	6	10	2	.389
Paul Amen (Nebraska '38)	1956-59	(4)	11	26	3	.313	7	19	1	.278
Billy Hildebrand (Mississippi St '47)	1960-63	(4)	7	33	0	.175	6	21	0	.222
Bill Tate (Illinois '53)	1964-68	(5)	17	32	1	.350	12	19	1	.391
Cal Stoll (Minnesota '50)	1969-71	(3)	15	17	0	.469	9	9	0	.500
Tom Harper (Kentucky '55)	1972	(1)	2	9	0	.182	1	5	0	.167
Chuck Mills (Illinois State '50)	1973-77	(5)	11	43	1	.209	6	23	1	.216
John Mackovic (Wake Forest '65)	1978-80	(3)	14	20	0	.412	7	11	0	.389
Al Groh (Virginia '67)	1981-86	(6)	26	40	0	.394	8	30	0	.211
Bill Dooley (Mississippi St '56)	1987-92	(6)	29	36	2	.448	14	29	0	.326
Jim Caldwell (Iowa '77)	1993-00	(8)	26	63	0	.292	12	52	0	.188
Jim Grobe (Virginia '75)	2001-13 (13)		77	82	0	.484	42	62	0	.404
Dave Clawson (Williams '89)	2014-SA	(9)	59	53	0	.528	29	42	0	.408
Totals	1888-2022	(121)	488	677	33	.421	159	332	5	.326

No team: 1890, 1894, 1896-1907 / *Also served as team captain

NATIONAL COACH OF THE YEAR



JIM GROBE
2006

American Football Coaches Association
Associated Press
Bobby Dodd Foundation
CBS Sportsline
Sporting News



JOHN MACKOVIC
1979

Walter Camp

ACC COACH OF THE YEAR



PAUL AMEN
1956, 1959



BILL TATE
1964



CAL STOLL
1970



JOHN MACKOVIC
1979



BILL DOOLEY
1987, 1992



JIM GROBE
2006



DAVE CLAWSON
2021

ASSISTANT COACHES

Name	Years
James Adams	2022-present
Chris Allen	1993-96
Dick Anderson	1964-68
Wright Anderson	1970-72
Teryl Austin	1993-95
Elmer Barbour	1956-60
Dr. Jamie Barresi	1993-00
Warren Belin	2013-15
James Bell	1996-99
George Belu	1997-99
Steve Bernstein	1973-77
Tim Billings	2006-11
Steve Bocko	1972
Jeff Brown	1987
Don Brown	1976-77
Bob Brush	1989-92
Troy Calhoun	2001-02
Gerald Carr	1999
Russell Cerrato	1972
John (Red) Cochran	1951-55
Dave Cohen	2014-present
Jess Cone	1973
Ari Conforos	2023-Pres.
Mike Cook	1977
Ryan Crawford	2018-21
Bill Crutchfield	1958-59
Dennis Darnell	1980
Gary Darnell	1986-87
Bill Davis	1964-68
Babe Dimancheff	1962-63
Chuck Driesbach	1984-86
Tim Duffie	2012
Mike Elko	2014-16

Name	Years
Harry Elliott	1973-77
Mike Ellison	1973-74
Tom Elrod	2003-13
Ed Emory	1968
Bill Faircloth	1978-82
Beattie Feathers	1961-77
W.D. Fesperman	1961-62
Pat Flaherty	1993-98
Mel Foels	1997-00
Marty Galbraith	1978-82, 89-90
Lonnie Galloway	2011-12
Gene Gibson	1965-57
Tom Gilmore	2018
Murray Greason	1934-49, 54
John Gutekunst	1992
Ted Guthard	1969
Dennis Haglan	1978-82
Garth Hall	1973-74
Tom Harper	1969-71
Bill Hayes	1973-75
Win Headley	1975-77
Lyle Hemphill	2017-21
Jack Henry	1981-85
Keith Henry	2001-11
Jim Hietikko	1956-58
Kevin Higgins	2014-22
Billy Hildebrand	1956-59
Jonathan Himebauch	2012-13
Don Hippi	1954-55
Stan Hixon	1993-94
Jim Hofher	1979-80, 83-86
Lawson Holland	1988-91
Dean Hood	2001-07

Name	Years
Dick Hunter	1960-61
John Hunter	2014-present
Cecil Ingram	1960
Derrick Jackson	2012-16
Oval Jaynes	1969-72
John Jett	1946-47
Greg Jones	2020-21
Steve Jones	1977
Whitey Jordan	1987-88
Ken Karr	1964-66
Robert Kellogg	1947-49
Bobby Kennedy	1995-00
Buddy King	1984-86
Sandy Kinney	1987-92
John Klacik	2000
Brian Knorr	2008-13
Charles Knox	1959-60
Brad Lambert	2001-10, 22-present
Tony Lanham	1972
Jim LaRue	1974-75
Clark Lea	2016
Theo Lemon	1996-00
Bill Lewis	1969-70
Wayne Lineburg	2017-present
Steed Lobotzke	2001-13
Bob Lord	1966-67
Joe Madden	1965-67
Ray Malavasi	1961
Bill Maskill	1990-92
Ray McCartney	2001-13
Gene McKeehan	1973-77
Jerry McManus	1986-95
Jim McNally	1978-79

Name	Years
Bernie Menapace	1981-86
Kenneth Meyer	1958-59
Brad Mills	1971-72
Bill Mitchell	1971-72
Billy Mitchell	2001-13
Tom Moore	1969
Jeff Mullen	2001-07
Norman Parker	1969-71
Pat Peppler	1962
Tony Pierce	2000
Bob Popp	1967-68
Joe Popp	1965-68
Pat Preston	1951-53
Bob Pruett	1983-89
Jan Quarless	1993-96
Vito Ragazzo	1976-77
Pride Ratterree	1954-55
Diron Reynolds	1999-00
Charlie Rizzo	1981-85
Danny Rocco	1986
Tom Rogers	1938-40, 46-50
James Royster	1980-86
Warren Ruggiero	2014-present
Steve Russ	2008-11
R.J. Rychleski	1993-00
Taylor Sanford	1949-55
Tyler Santucci	2018-19
Jay Sawvel	2017-18
Adam Scheier	2014-16
Bill Sexton	1963-64
Kevin Sherman	2001-05
Ray Sherman	1979-1980
Brad Sherrod	2017-19

Name	Years
Hank Small	1995-98
Ralph Smith	1970
Glenn Spencer	2022-present
Ron Stark	1969-71
Skip Stress	1989-92
Archie Strimel	1978-80
Taylor Stubblefield	2013
Nick Tabacca	2014-present
Ray Thornton	1960-62
Tom Throckmorton	1987-88
Sam Timer	1963
Howard Tippett	1972
Rick Tolley	1968
Ken Treadway	1987-88
Tony Trentini	1963
Bill Urbanik	1978-83
Jay Venuito	1986
Kenneth Wable	1956-57
Paul Wargo	1973-74
Pete Watson	1981-85
James Webster	1988-92
Chip West	2023-Pres.
Paul Williams	2020-22
Eddie Williamson	1991-92, 2000
Eddie Wilson	1976-77
Alex Wood	1993-94
Walter Wood	1950
Mike Workin	1978-79
Cliff Yoshida	1973-77, 87-92
Ed Zaunbrecher	1980-83

FORMER DEACON ASSISTANTS AS HEAD COACHES



TROY CALHOUN
Air Force (2007-pres.)



DANNY ROCCO
Delaware (2017-pres.)
Richmond (2012-16)
Liberty (2006-11)



CLARK LEA
Vanderbilt (2021-pres.)



MIKE ELKO
Duke (2022-pres.)



JEFF BOWER
Southern Miss. (1991-07)



GARY DARNELL
Tenn. Tech (1983-85)
W. Michigan (1997-04)



ED EMORY
East Carolina (1984-89)



BILL FAIRCLOTH
Catawba (1973-75)



BILL HAYES
Winston-Salem St. (1976-87)
North Carolina A&T (1988-03)



JIM HOFHER
Cornell (1990-97)
Buffalo (2001-05)




DEAN HOOD
Eastern Kentucky (2008-15)



BRAD LAMBERT
Charlotte (2011-18)



THEO LEMON
Central State (2003-08)



BILL LEWIS
East Carolina (1989-91)
Georgia Tech (1992-94)



BOB PRUETT
Marshall (1996-03)



RICK TOLLEY
Marshall (1969-70)




EDDIE WILLIAMSON
VMI (1985-88)



ALEX WOOD
Florida A&M (2015-17)

ROARING OUT OF THE GATE.



WAKE FOREST

**WE
DO
THIS**

ACCN is the home for 40 football games, 150 men's and women's basketball games and 250 Olympic sports events. Get closer to 15 championship-winning programs with inside access, studio programming and ESPN Films documentaries. Watch the Demon Deacons ride all year long, and catch all of the conference action on the new home of the ACC.

Check GetACCN.com for current providers.

ACCN
ESPN

ACC PLAYERS OF THE YEAR



BILL BARNES ■ 1956

One of the first stars of the ACC was Wake Forest running back Bill Barnes. The "Bullet" from Landis, N.C., established five school records. He was chosen to the LOOK Magazine All-America team and a second team Associated Press All-American as a senior.

In addition, Barnes was a unanimous choice for All-ACC honors. He was voted the most outstanding player for the South team in the North-South Shrine All-Star game in Miami. His 1,010 yards rushing in 1956 ranked second nationally. He also ranked 13th in total offense and 13th in kickoff returns. Barnes' number 33 jersey was retired following his senior season.

1956 Statistics

Rushing — 168 attempts for 1,010 yards (6.0 avg.) and 6 touchdowns
 Punt Returns — 6 punt returns for a 19.0 average and a touchdown
 Kick Returns — 11 kick returns for a 28.6 average



BRIAN PICCOLO ■ 1964


After toiling in relative obscurity during his first two years on the varsity team, Brian Piccolo emerged as a senior to lead the nation in rushing.

Piccolo rushed 252 times for 1,044 yards and 15 touchdowns. His rushing total and 111 points scored (17 overall touchdowns and 9 PATs) ranked first in the NCAA. In all, Piccolo set six new conference marks and established nine new school records en route to being named a Football News All-American.

Piccolo left Wake Forest as the school's all-time leading rusher and scorer.

1964 Statistics

Rushing — 252 attempts for 1,044 yards (4.1 avg.) and 15 touchdowns
 Receiving — 5 receptions for 122 yards and 2 touchdowns
 All-Purpose Yards — 1,166 yards




JAY VENUTO ■ 1979

Jay Venuto re-wrote the Wake Forest and ACC record books when it came to passing. The native of Salem, N.J., broke six ACC season records, including total offense (2,485 yards), passing attempts (367), pass completions (198), passing yards (2,432), total plays (443), and a ACC single game record when he completed 28 passes against East Carolina.

Venuto threw for 16 touchdowns and guided the Deacons to the 1979 Tangerine Bowl against LSU under head coach John Mackovic. Mackovic was the quarterback in the same backfield with Wake Forest's previous ACC Player of the Year, Brian Piccolo.

1979 Statistics

Passing — 198 for 367, 2,432 yards, 17 touchdowns, 16 interceptions
 Rushing — 76 attempts for 173 yards and 1 touchdown
 Total Offense — 2,485 yards



CHRIS BARCLAY ■ 2005

Chris Barclay was offered only one Division I scholarship out of high school. He proved to be the ultimate diamond in the rough.

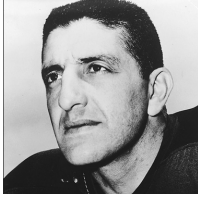
Barclay led the ACC in rushing during the regular season three times, the only player in history to do so. As a senior, he was chosen as the league's Player of the Year.

The native of Louisville, Ky., carried 218 times for 1,127 yards, both league-highs, and 10 touchdowns in 2005. He added 381 receiving and return yards to lead the ACC in all-purpose yards. Barclay had two 200-yard rushing days, one against East Carolina and the other against Duke. Against the Blue Devils, Barclay broke the school's all-time career rushing mark.

2005 Statistics

Rushing — 218 attempts for 1,127 yards (5.2 avg.) and 10 touchdowns
 Receiving — 26 receptions for 159 yards (6.1 avg.)
 All-Purpose — 1,508 yards

ALL-AMERICANS



BILL GEORGE

1949 | 1st Team AP, 2nd Team NEA

George was the first Demon Deacon ever to be named an All-American. He gained that distinction as a sophomore in 1949 after an outstanding season at defensive tackle. That achievement highlighted an excellent overall career which saw him named all-conference three times (1948, '49 and '51). He was outstanding as a professional player, too, with both the Chicago Bears and Los Angeles Rams, earning all-pro honors as a linebacker eight times and being inducted into the Pro Football Hall of Fame in 1974. He joined the WFU Hall of Fame in 1998 and his number 47 is retired.



JIM STATON

1950 | 2nd Team AP


One year after Bill George received All-America acclaim, Staton followed him to that lofty status, also as a defensive tackle. He was named to the all-conference team that same year and was chosen as the Deacons' MVP as well. Staton also was successful professionally, primarily in the Canadian Football League with the Montreal Alouettes, where he earned all-league honors playing under former Wake Forest coach Peahead Walker. He was inducted into the WFU Hall of Fame in 1982.



BOB BARTHOLOMEW

1955 | 2nd Team INS, 2nd Team UPI


Wake Forest's list of outstanding linemen continued in 1955 with Bartholomew earning All-America honors as a tackle. He additionally received Academic All-America recognition that same year, making him the first individual in school history to be named to both all-star squads in the same season. Bartholomew was a four-year starter and a three-time All-ACC pick (twice on the first team). He served WFU as director of the Deacon Club for more than 16 years (1968-1984) and was inducted into the WFU Hall of Fame in 1984.



BILL BARNES

1956 | 1st Team Look, 2nd Team AP

One of the top all-around players in Wake Forest history, Barnes received All-America notice as a running back in 1956. He became the first Deacon — and the first individual ever in the ACC — to rush for more than 1,000 yards in one season (1,010) and was named the conference player of the year. The two-time All-ACC performer went on to an all-pro career with the Philadelphia Eagles, later playing for Washington and Minnesota as well. He was a 1974 inductee into the WFU Hall of Fame. The sports lounge in Bridger Field House is named in his honor and his number 33 is retired.



NORM SNEAD

1960 | 2nd Team UPI, 2nd Team FWAA

The only Deacon QB to earn All-America honors, Snead ranks as one of the premier passers ever in the ACC. Three times he was all-conference (first team in 1959 and '60), and as a junior and senior he led the league in passing and total offense, which led to his selection on the ACC 50th Anniversary team in 2002. Despite playing in a run-oriented era, Snead's career numbers rate him among the top all-time passers at WFU. He played for five NFL teams during a 16-year career that saw him gain All-Pro honors. The WFU Hall of Fame inducted him in 1977, the banquet room in Bridger Field House is named in his honor and his number 16 is retired.



BRIAN PICCOLO

1964 | 1st Team FN, 1st Team FD, 1st Team, Helms, 1st Team NY Daily News, 2nd Team AP, 2nd Team UPI, 2nd Team NEA

One of Wake Forest's most famed athletes, Piccolo earned All-America status in 1964 after leading the nation in rushing (1,044 yards) and scoring (111 points). That same season he also became the second Demon Deacon to earn ACC Player of the Year honors. Wake Forest's leading rusher in 1962, 1963 and 1964, Piccolo played for the NFL's Chicago Bears four seasons before his career came to an end due to his now well-known bout with cancer. He died in June of 1970 and was posthumously inducted into the WFU Hall of Fame later that year. In 2002, Piccolo was named to the ACC 50th Anniversary Team and his number 31 is retired.



WIN HEADLEY

1970 | 2nd Team Walter Camp

A three-year starter, Headley earned All-America recognition as a defensive tackle on Wake Forest's 1970 ACC Championship squad. He also was honored that year as an All-ACC selection and was voted team Most Valuable Player. In the spring of 1971, Headley and basketball player Charlie Davis were co-recipients of WFU's Arnold Palmer Award. He played briefly with the Green Bay Packers and in the CFL, and later returned to Wake Forest as an assistant coach under Chuck Mills. He was inducted into the WFU Hall of Fame in 1994.



CHUCK RAMSEY

1973 | 1st Team FWAA

The 1973 season was not a successful one for the Demon Deacons, who managed only one win and one tie in 11 outings, but Ramsey led the country in punting with a 44.8-yard average. He led the ACC in punting as a sophomore, junior and senior (1971-73), and upon his graduation, his career average of 44.0 was the third-best in ACC history. He spent eight productive years (1977-84) with the New York Jets in the NFL.


ALL-AMERICANS



BILL ARMSTRONG

1975 | 3rd Team AP
1976 | CONSENSUS ALL-AMERICAN
1st Team AP, UPI, Walter Camp, FN,
FWAA, AFCA, TSN

Armstrong was the first player in Wake Forest history to be named a consensus All-American. A quarterback early in his Deacon career, he became an all-league safety in 1975 and again in 1976, leading the team in tackles both years. His 271 career unassisted tackles are the most in school history. He received the Arnold Palmer Award, and in 1996, he was inducted into the WFU Hall of Fame. In 2002, Armstrong was named to the ACC 50th Anniversary Team and his number 19 is retired.



WAYNE BAUMGARDNER

1979 | 2nd Team NEA


Wayne Baumgardner put up one of the most prolific seasons in school history among wide receivers in 1979. Baumgardner finished seventh in the nation with 55 receptions and became the first Demon Deacon to have 1,000 receiving yards in a season. He had eight 100-yard receiving games including 100 yards in an upset of No. 12 Georgia and 159 yards in a victory over No. 13 Auburn. For the year, Baumgardner recorded 55 catches for 1,000 yards and eight touchdowns.



JAMES PARKER

1979 | 2nd Team Football News

Nose guard James Parker garnered All-America honors in 1979 as his leadership helped Wake put together an impressive 8-4 record and a Tangerine Bowl appearance. The Deacons posted three victories over ranked opponents during the season, including road wins over Georgia and North Carolina. Parker was also named first team All-ACC that season and received WFU's Bill George Award, given to the team's top lineman. He went on to a long and successful career in the Canadian Football League, playing for Edmonton, British Columbia and Toronto. Parker still ranks among WFU's all-time leaders in total tackles, solo tackles, tackles for loss and sacks.



BILL ARD

1980 | 1st Team TSN

One of the top offensive linemen in Wake Forest history, Bill Ard was an All-America selection in 1980, his third year as a starter. He was named All-ACC and was a recipient of the Bill George Award that same season while also serving as team captain. Following his graduation, he enjoyed a very successful career in the NFL, winning a Super Bowl during a 10-year stint with the New York Giants before concluding his career with the Green Bay Packers. He was inducted into the WFU Hall of Fame in 1993.



HARRY NEWSOME

1983 | 3rd Team AP


Harry Newsome was an All-America punter as a junior in 1983, ranking as the nation's third-leading punter with a 45.5-yard average. That average ranked as the best season mark in school history. Newsome's career punting average of 43.6 ranks third in the Deacon record books behind All-Americans, Chuck Ramsey and Ryan Plackemeier. He became the 15th player in WFU history to be named first team All-ACC twice. He was drafted in 1985 and spent nine seasons in the NFL with Pittsburgh and Minnesota.



PAUL KISER

1986 | 1st Team AP, 1st Team TSN


The 1986 Deacons established eight offensive school records and led the ACC in scoring. A major factor was Kiser's play up front in that offensive unit, and he was recognized for his efforts as a first team All-American. In addition, he was named All-ACC that year as a senior and became the first Deacon since the formation of the ACC to receive the Jacobs Blocking Trophy as the league's premier blocker.



GEORGE COGHILL

1992 | 3rd Team AP

One of the most popular members of WFU's 1992 Independence Bowl champion squad, Coghill was a third-team AP All-America selection. He was the leading vote-getter among defensive backs on the 1992 All-ACC team, making that elite group for the second year. He started 44 of 45 contests during a career that saw him finish fourth in interceptions (12) while becoming the school's career punt return leader. In 1997 and 1998 he was a member of the Denver Broncos' World Championship teams.



BEN COLEMAN

1992 | 1st Team AFCA

Wake Forest's Ben Coleman emerged as one of the country's premier offensive linemen during his senior season, gaining first team recognition on the Kodak Coaches (AFCA) squad. He had not become an offensive player until after his sophomore year and did not earn a starting job until his final campaign. His other 1992 honors included the Bill George Award and the Jacobs Blocking Trophy as the top blocker in the ACC. After being selected in the second round of the 1993 NFL draft, Coleman spent nine seasons in the league (1993-2001) with four different teams.

ALL-AMERICANS




MICHAEL COLLINS
2001 | 3rd Team TSN

Despite moving from tackle to guard and learning a new offensive system prior to his senior year, offensive lineman Michael Collins was named third-team All-America and earned first-team All-ACC honors in 2001. Collins anchored a line that helped WFU lead the ACC in rushing and fewest sacks allowed en route to a 6-5 record. Collins played three years with the Baltimore Ravens.




CALVIN PACE
2002 | 1st Team AFCA, 3rd Team AP,
4th Team TSN

Defensive end Calvin Pace became WFU's first first-team All-America selection in 10 years after leading the Deacs to a 7-6 overall record and Seattle Bowl victory in 2002. Pace, who became Wake Forest's career tackles for loss leader during his senior campaign, also led the ACC in sacks and finished second in the WFU career record book in that category. Named the ACC Defensive Player of the Year by The Sporting News, Pace was a first-team All-ACC selection as well as WFU team MVP. He became the school's third first-round pick when Arizona chose him as the 18th overall pick.



RYAN PLACKEMEIER
2005 | CONSENSUS ALL-AMERICAN
1st Team AFCA, AP, CBS Sportsline
ESPN, FWAA, SI, TSN, Walter Camp

In addition to his consensus All-America honors, Plackemeier won the 2005 Ray Guy Award as the nation's best punter. He led the nation in both net punting and average per punt. As a senior, he punted 67 times with an average of 47.2 yards per punt to break his own school record. Among those with 200 career attempts, Plackemeier is the NCAA's all-time leading punter with a career average of 45.26 yards per punt. He was a three-time first team All-ACC selection. As a senior, he nailed three punts of at least 70 yards, including an 82-yard blast against NC State. Plackemeier was drafted in the seventh round by Seattle.



SAM SWANK
2006 | 1st Team ESPN, 1st Team Ri-
vals, 1st Team SI

Placekicker Sam Swank, a native of Jacksonville Beach, Fla., was named first team All-American by three publications. He kicked three field goals in the ACC Championship Game and was named Most Valuable Player. Swank was selected first team All-ACC by the Atlantic Coast Sports Media Association as a placekicker and honorable mention All-ACC by ACMSA as a punter. He was the only player in the nation to be named a semifinalist for both the Lou Groza Award and the Ray Guy Award. Swank tied the NCAA record for most 50-yard field goals in a game, making three at NC State. He set 11 new school records during his sophomore campaign.



STEVE VALLOS
2006 | 1st Team SI, 1st Team TSN, 2nd
Team Walter Camp

Steve Vallos, an offensive tackle from Boardman, Ohio, was one of the vocal and emotional leaders of the 2006 ACC Championship team. He was a first team All-ACC pick and one website even selected him as the conference's Player of the Year. Vallos won the ACC Offensive Lineman of the Week award twice and graded out at 90 percent for the season. He had 92.5 knockdown blocks, 23 more than any other teammate. Vallos enjoyed one of his best career games with an ACC Championship game berth on the line at Maryland when he earned a career-best 96 percent to go with 10 knockdown blocks. Vallos started all 48 games of his career, the most in Wake Forest history. He was drafted in the seventh round by the Seattle Seahawks.



STEVE JUSTICE
2007 | 1st Team AP, 1st Team CBS
Sportsline, 1st Team ESPN, 1st Team
AFCA, 2nd Team Walter Camp, 2nd
Team SI, 2nd Team TSN

Steve Justice is the most decorated center in school history. A consensus All-America selection, Justice was also the recipient of the Atlantic Coast Conference's Jacobs Blocking Trophy and the national runner-up for the Rimington Trophy. A three-year starter, Justice helped pave the way for Wake Forest to win the 2006 ACC Championship and the 2007 Meineke Car Care Bowl. Justice was a first team All-ACC selection as a senior and a sixth round draft pick of the Indianapolis Colts.



ALPHONSO SMITH
2007 | 2nd Team Walter Camp, 3rd Team AP
2008 | 1st Team AP, 1st Team AFCA, 1st
Team FWAA, 1st Team Walter Camp, 1st
Team CBS Sports, 2nd Team TSN, 2nd Team
SI, 2nd Team Phil Steele, 2nd Team Rivals

Alphonso Smith was just the second Deacon to earn All-American honors in two different seasons. His seven interceptions in 2008 and eight in 2007 were both tied for the most in the country and his career total of 21 broke Dry Bly's ACC record of 20. The 2008 Bronko Nagurski Award finalist, finished his career with a school-record 61 passes defended and his 249 interception return yards are second-most in school-history. His 20 passes defended in 2008 not only led the ACC but was also tied for the most in the country. Smith also proved to be one of the most capable defensive backs in the country as a junior in 2007. He once again led the ACC in interceptions and passes defended. Three of his interceptions resulted in touchdown returns but none was more important than his return against Maryland on Sept. 22. With the Deacons trailing 24-3, the Terps threatened to score again when Smith intercepted a pass in the end zone and returned it 100 yards for the score. Besides being the longest return in school history, the return sparked the Deacons to an amazing 31-24 overtime win.

ALL-AMERICANS



AARON CURRY

2008 | 1st Team SI, 1st Team Pro Football Weekly, 2nd Team AP, 2nd Team TSN, 2nd Team Phil Steele, 2nd Team Rivals


Aaron Curry returned for his senior season and had arguably one of the best years in school history. Curry was the key to the Demon Deacons' defense, leading the squad with 105 total tackles and 66 solo stops. He received the Butkus Award, which is given to the nation's top linebacker, and he was a finalist for the Lott Trophy, which recognizes the country's top defensive player. In perhaps the team's best defensive game of the year against Florida State, Curry made eight tackles, had a fumble recovery and recorded his sixth career interception. He returned the pick 22 yards, adding to his school-record total of 278 interception return yards. The Wake Forest defense also held the Seminoles to just three points in the game, and beat FSU for the second-straight time in Tallahassee. He also became one of four Deacons to start three-straight bowl games.



JOSH BUSH

2011 | 3rd Team AP

Josh Bush made his final season for the Deacs his best. He finished among the national leaders in interceptions with six during the 2011 season. He was tied for ninth in the nation and second in the ACC in interceptions. Bush was fifth on the team with 59 tackles and totaled 11 passes defended. Bush was a first team All-ACC selection and a third team Associated Press All-America pick. He became the first Demon Deacon chosen to the AP All-America team since 2008 when Alphonso Smith was a first team selection and Aaron Curry was named to the second team. Bush had two interceptions against Notre Dame with his other picks coming against NC State, Boston College, Florida State and Clemson.




GREG DORTCH

2018 | 1st Team SI, 1st Team FWAA, 1st Team Pro Football Focus, 2nd Team AP, 2nd Team The Athletic

Greg Dortch made his presence felt in his two seasons as a Demon Deacon, scoring 19 touchdowns in 20 career games. In 2018, Dortch led the ACC in all-purpose yards and led the nation in punt return touchdowns with two. Against Towson, Dortch returned two punts for touchdowns, each covering 60 yards. He added 94 yards in receptions with two touchdowns and had 85 yards in kickoff returns, totaling 310 all-purpose yards. Dortch was a first team All-ACC pick at two positions: return specialist and all-purpose player, earning All-America honors as a returner.

KEY TO TEAMS:

AFCA - American Football Coaches Association; AP - Associated Press; FD - Football Digest; INS - International News Service; FWAA - Football Writers' Association; NEA - Newspaper Enterprise Association; TSN - The Sporting News; UPI - United Press International; SI - Sports Illustrated



NICK SCIBA

2019 | 1st Team ESPN, 2nd Team FWAA, 2nd Team SI, 2nd Team Phil Steele, 3rd Team AP, 3rd Team Athlon

Nick Sciba, a Lou Groza Award semifinalist, proved himself to be one of the most accurate kickers in Wake Forest, ACC and NCAA history in 2019 when he set the new record of 34 consecutive field goals made. Hitting 24-of-25 field goal attempts during the season and going a perfect 50-of-50 in PATs, Sciba set a new Wake Forest single-season record with 119 in 2019. Against Florida State on October 19, he tied the school single-game record with five field goals and tied the school record and set career-high with 16 points.



SAGE SURRATT

2019 | 3rd Team Athlon

Before a season-ending injury, Sage Surratt was the most explosive wide receiver in the country, leading all Power-5 receivers with 1,001 receiving yards. In just nine games, he notched 11 touchdown catches, the second-most in a season by a Deacon and the most since Ricky Proehl had 11 in 1989. Surratt tallied four games of 150 or more yards receiving and has five for his career. No other Deacon has more than two in a season or four in a career. During the October 12 game vs. Louisville, he totaled 196 receiving yards, the third-most in a game in school history by a Wake receiver, the second-most by an ACC receiver in 2019.



JAQUARII ROBERSON

2020 | 2nd Team Pro Football Focus

Roberson proved he is one of the best wide receivers in the ACC and the country in 2020. Roberson finished the year in the top 10 in Wake Forest's single season records in receiving yards (926) and receiving touchdowns (8). Additionally, he tied a program record by finishing the 2020 campaign with four-straight 100-yard receiving yard games. His 102.9 receiving yards per game were a program record and he was the only receiver in the ACC to have an average of over 100 yards in 2020. The Murfreesboro, N.C. native earned Second Team All-America honors from Pro Football Focus for his performance. PFF also ranked Roberson as the No. 6 wide receiver in the country entering the 2021 campaign.



ZACH TOM

2021 | 2nd Team Phil Steele, The Athletic, FWAA

Tom also earned First Team All-ACC honors from the league and associated press. The Prairieville, La. native was also voted as the Jim Tatum Award winner given annually in memory of the late Jim Tatum to the top senior student-athlete among the league's football players. He was a semifinalist for the prestigious William V. Campbell Trophy this season. In 2021, Tom played more than 1,100 plays and graded out at 94 percent for the season and graded out above 90 percent in every game this year. According to PFF, he had the highest pass blocking grade at 92.1 percent of any FBS offensive lineman who played over 25 snaps.

ALL-AMERICANS



AT PERRY

2022 | Honorable Mention Phil Steele

The redshirt junior becomes the sixth Demon Deacon offensive player in the last five years to be named an All-American. He posted a career-best 81 receptions during his historic 2022 campaign while finishing with 1,096 receiving yards, the first player in program history to have multiple 1,000-yard receiving seasons. His 81 catches is tied for the fourth most in school history and is the most since Ricky Proehl's (1986-89) previous program record of 25 receiving touchdowns in the first quarter against Syracuse before rewriting the record book with 5:07 remaining in the first half on a 29-yard touchdown pass from Sam Hartman. Perry snagged another touchdown grab late in the first half to give Wake Forest a 24-21 lead. His three touchdown receptions tied his career high and was the most of his historic 2022 season



KOBIE TURNER

2022 | Honorable Mention Pro Football Focus

Turner has regularly been one of the higher rated players by the publication this season including being ranked as the highest defensive lineman and defensive player overall for much of the regular season. Overall for the season in 2022, Turner has 34 tackles, 8.0 tackles-for-loss, one sack, eight QB hurries, two forced fumbles and one fumble recovered. He was named to the Pro Football Focus Midseason All-ACC Team, Turner has been scored at 91.1, which is the third-best overall rating for interior Power 5 defensive players in the entire nation. In the Deacs win over Army, Turner was graded as Wake Forest's best defender (92.0) by over 10 points and best pass rusher (94.4) by more than 15. That performance landed him on PFF's Week 6 Team of the Week.

KEY TO TEAMS:

AFCA - American Football Coaches Association; AP - Associated Press; FD - Football Digest; INS - International News Service; FWAA - Football Writers' Association; NEA - Newspaper Enterprise Association; TSN - The Sporting News; UPI - United Press International; SI - Sports Illustrated

ALL-ACC SELECTIONS

INDIVIDUAL ACC HONORS

All-ACC Three Times (All 1st Team)

Bob Bartholomew; Norman Snead; James McDougald; John Henry Mills; Ryan Plackemeier

All-ACC Three Times (1st or 2nd Team)

Chris Barclay, Nikita Whitlock

All-ACC Two Times (1st or 2nd Team)

Bill Barnes; Pete Manning; Bill Bobbora; Larry Hopkins; Larry Russell; Ed Stetz; Chuck Ramsey; Bill Armstrong; Steve Young; Jay Venuto; Phil Denfeld; Harry Newsome; Gary Baldinger; James Brim; A.J. Greene; George Coghill; Todd Dixon; Desmond Clark; Calvin Pace; Josh Gattis; Steve Vallos; Steve Justice; Michael Campanaro; Jaquarii Roberson, Nick Sciba

ACC Coach of the Year

1956 Paul Amen
1959 Paul Amen
1964 Bill Tate
1970 Cal Stoll
1979 John Mackovic
1987 Bill Dooley
1992 Bill Dooley
2006 Jim Grobe
2021 Dave Clawson

ACC Player of the Year

1956 Bill Barnes
1964 Brian Piccolo
1979 Jay Venuto
2005 Chris Barclay

ACC Rookie of the Year

1976 James McDougald
1982 Michael Ramseur
2006 Riley Skinner
2007 Josh Adams

ACC Defensive Rookie of the Year

2011 Merrill Noel

ACC Silver Anniversary Team

(Selected in 1977 by the ACSWA)

Bill Armstrong, DB
Bill Barnes, RB

ACC 50th Anniversary Team

(Selected in 2002 by ACC-appointed committee)

Bill Armstrong, DB
Brian Piccolo, FB
Norm Snead, QB

Jacobs Blocking Trophy

First in the old Southern Conference, and since 1953 in the ACC, this award has been presented annually to the player named the league's top blocker. The recipient is determined by a vote of the coaches.

1939 James Ringgold
1943 Elmer Barbour
1945 Nick Ognovich
1946 Nick Ognovich
1947 Nick Ognovich
1986 Paul Kiser
1992 Ben Coleman
2007 Steve Justice

Brian Piccolo Award

Presented annually since 1972, this award is given to the ACC's "most courageous" player in honor of Wake Forest legend Brian Piccolo.

1982 Kenny Duckett
1983 John Piedmonte
1996 John Lewis
2007 Matt Robinson
2018 Greg Dortch

Jim Tatum Award

Presented annually since 1979, this award is given to the ACC's top football senior scholar-athlete.

1983 Phil Denfeld
1991 Steve Ainsworth
2009 Riley Skinner
2016 Ryan Janvion
2021 Zach Tom

Key to Teams:

First Team selections by ACSMA
(Atlantic Coast Sports Media Association)
All-ACC Coaches Conference Team Began in 2012
- wire service selection

1953

- Bob Bartholomew, tackle (2nd)
- Bob Ondilla, end (1st)#

1954

- Bob Bartholomew, tackle (1st)
- Ed Stowers, end (2nd)

1955

- Bob Bartholomew, tackle (1st)
- Bill Barnes, back (1st)

1956

- Bill Barnes, back (1st)
- Eddie Moore, center (2nd)

1958

- Norman Snead, back (2nd)
- Pete Manning, end (2nd)

1959

- Norman Snead, back (1st)
- Pete Manning, end (1st)
- Nick Patella, guard (1st)

1960

- Norman Snead, back (1st)
- Wayne Wolff, tackle (2nd)

1961

- Alan White, back (1st)
- Bill Hull, end (2nd)
- Bill Ruby, end (2nd)

1962

- Bill Shendow, guard (1st)#

1964

- Brian Piccolo, back (1st)
- Richard Cameron, end (1st)
- John Mackovic, back (2nd)

1965

- Joe Carazo, defensive back (1st)

1966

- Bob Grant, offensive tackle (1st)
- Andy Harper, defensive back (1st)
- Bob Oplinger, center (1st)

1967

- Freddie Summers, quarterback (1st)
- Richard Decker, tight end (1st)

1968

- Digit Laughridge, defensive back (1st)

1969

- Joe Dobner, center (1st)
- John Mazalewski, linebacker (1st)

1970

- Larry Russell, quarterback (1st)
- Bill Bobbora, offensive guard (1st)
- Larry Hopkins, running back (1st)
- Ed Stetz, linebacker (1st)
- Win Headley, defensive tackle (1st)
- Tracy Lounsbury, kicker (1st)

1971

- Larry Russell, quarterback (1st)
- Larry Hopkins, running back (1st)
- Ed Stetz, linebacker (1st)
- Bill Bobbora, offensive guard (1st)
- Steve Bowden, defensive back (1st)

1972

- Chuck Ramsey, kicker (1st)
- Nick Arcaro, linebacker (1st)

1973

- Chuck Ramsey, kicker (1st)

1975

- Clark Gaines, running back (1st)
- Bill Armstrong, defensive back (1st)

1976

- Steve Young, tight end (1st)
- James McDougald, running back (1st)
- Don Cervi, linebacker (1st)
- Bill Armstrong, defensive back (1st)

1977

- James McDougald, running back (1st)
- Steve Young, tight end (1st)
- Larry Teary, center (1st)

1979

- James McDougald, running back (1st)
- James Parker, nose guard (1st)
- Jay Venuto, quarterback (1st)
- Wayne Baumgardner, receiver (1st)

1980

- Jay Venuto, quarterback (1st)
- Bill Ard, offensive guard (1st)
- Carlos Bradley, linebacker (1st)

1981

- Phil Denfeld, tight end (1st)

1982

- Harry Newsome, punter (1st)
- Phil Denfeld, tight end (1st)
- Tim Ryan, wide receiver (1st)

1983

- Harry Newsome, punter (1st)

1984

- Gary Baldinger, defensive end (1st)
- Ronnie Burgess, defensive back (1st)

1985

- Gary Baldinger, defensive end (1st)
- James Brim, wide receiver (1st)

1986

- James Brim, wide receiver (1st)
- Paul Kiser, offensive guard (1st)
- Tim Morrison, offensive tackle (1st)

1987

- A.J. Greene, defensive back (1st)
- Jimmie Simmons, linebacker (1st)
- Mark Young, running back (1st)

1988

- Martin Bailey, punter (1st)
- A.J. Greene, defensive back (1st)

1989

- Ricky Proehl, wide receiver (1st)
- Tony Mayberry, center (2nd)

1990

- John Henry Mills, tight end (1st)
- Anthony Williams, running back (2nd)

1991

- John Henry Mills, tight end (1st)
- George Coghill, defensive back (1st)

1992

- George Coghill, defensive back (1st)
- Ben Coleman, offensive tackle (1st)
- Todd Dixon, wide receiver (1st)
- John Henry Mills, tight end (1st)
- Mike McCrary, defensive line (2nd)
- Maurice Miller, linebacker (2nd)

1993

- Dred Booe, defensive lineman (1st)
- John Leach, running back (2nd)
- Todd Dixon, wide receiver (3rd)
- Walter Rasby, tight end (3rd)

1994

- Richard Goodpasture, secondary (2nd)

1995

- Tucker Grace, linebacker (1st)

1996

- Desmond Clark, wide receiver (2nd)

1997

- Brian Kuklick, quarterback (2nd)
- Tripp Moore, punter (2nd)
- D'Angelo Solomon, secondary (2nd)

1998

- Desmond Clark, wide receiver (2nd)

1999

- Dustin Lyman, linebacker (1st)
- Morgan Kane, running back (2nd)
- Bryan Ray, defensive end (2nd)
- Fred Robbins, defensive tackle (2nd)

2000

- Bryan Ray, defensive lineman (HM)
- John Stone, specialist (HM)

2001

- Michael Collins, offensive guard (1st)
- Tarance Williams, running back (2nd)
- Nate Bolling, defensive end (2nd)
- Calvin Pace, defensive end (2nd)
- John Stone, specialist (2nd)
- Vince Azzolina, center (HM)

2002

- Blake Henry, offensive guard (1st)
- Calvin Pace, defensive end (1st)
- Fabian Davis, specialist (2nd)
- Tyson Clabo, offensive guard (HM)
- Eric King, defensive back (HM)
- Mike Moroz, offensive tackle (HM)
- Montique Sharpe, defensive line (HM)
- Quintin Williams, defensive back (HM)
- Tarance Williams, running back (HM)

2003

- Tyson Clabo, offensive guard (1st)
- Eric King, cornerback (1st)
- Ryan Plackemeier, punter (1st)
- Chris Barclay, running back (2nd)
- Mark Moroz, offensive tackle (2nd)

2004

- Chris Barclay, running back (1st)
- Ryan Plackemeier, punter (1st)
- Eric King, cornerback (2nd)
- Steve Vallos, offensive guard (2nd)
- Jon Abbate, linebacker (HM)

2005


- Chris Barclay, running back (1st)
- Ryan Plackemeier, punter (1st)
- Josh Gattis, defensive back (2nd)
- Jon Abbate, linebacker (HM)
- Steve Vallos, offensive tackle (HM)

2006

- Jon Abbate, linebacker (1st)
- Josh Gattis, safety (1st)
- Steve Justice, center (1st)
- Sam Swank, placekicker (1st)
- Steve Vallos, offensive tackle (1st)
- Riley Skinner, quarterback (2nd)
- Patrick Ghee, safety (HM)
- Sam Swank, punter (HM)
- Jyles Tucker, defensive tackle (HM)

2007

- Steve Justice, center (1st)
- Kenneth Moore, wide receiver (1st)
- Alphonso Smith, cornerback (1st)
- Josh Adams, running back (2nd)
- Kevin Marion, return specialist (HM)
- Aaron Curry, linebacker (2nd)
- Sam Swank, placekicker (HM)
- Chip Vaughn, safety (HM)



John Henry Mills

ALL-ACC SELECTIONS



A.J. Greene

2008

- D.J. Boldin, wide receiver (1st)
- Aaron Curry, linebacker (1st)
- Alphonso Smith, cornerback (1st)
- Boo Robinson, defensive end (HM)
- Riley Skinner, quarterback (HM)

2009

- John Russell, defensive lineman (2nd)
- Chris DeGeare, offensive lineman (HM)
- Jeff Griffin, offensive lineman (HM)
- Kenny Okoro, cornerback (HM)
- Riley Skinner, quarterback (HM)
- Marshall Williams, wide receiver (HM)

2011

- Chris Givens, wide receiver (1st)
- Josh Bush, safety (1st)
- Joe Looney, offensive lineman (2nd)
- Nikita Whitlock, defensive lineman (2nd)
- Merrill Noel, cornerback (HM)

2012
ACSMA

- Michael Campanaro, wide receiver (2nd)
- Nikita Whitlock, defensive lineman (2nd)
- Alexander Kinal, punter (HM)

Coaches

- Michael Campanaro, wide receiver (2nd)
- Nikita Whitlock, defensive lineman (2nd)
- Kevin Johnson, cornerback (HM)
- A.J. Marshall, safety (HM)

2013
ACSMA

- Nikita Whitlock, defensive lineman (1st)
- Michael Campanaro, wide receiver (2nd)
- Kevin Johnson, cornerback (HM)
- Ryan Janvion, safety (HM)

Coaches

- Nikita Whitlock, defensive lineman (2nd)
- Michael Campanaro, wide receiver (2nd)
- Kevin Johnson, cornerback (3rd)

2014
ACSMA

- Tylor Harris, defensive lineman (2nd)
- Alexander Kinal, punter (2nd)
- Kevin Johnson, cornerback (HM)
- Merrill Noel, cornerback (HM)
- Brandon Chubb, linebacker (HM)
- Josh Banks, defensive lineman (HM)
- Cam Serigne, tight end (HM)

Coaches

- Kevin Johnson, cornerback (2nd)
- Alexander Kinal, punter (2nd)
- Brandon Chubb, linebacker (3rd)
- Merrill Noel, cornerback (3rd)
- Tylor Harris, defensive lineman (HM)

2015
ACSMA

- Brandon Chubb, linebacker (1st)
- Alexander Kinal, punter (2nd)
- Cam Serigne, tight end (HM)

Coaches

- Brandon Chubb, linebacker (1st)
- Alexander Kinal, punter (1st)
- Cam Serigne, tight end (HM)

- Brad Watson, cornerback (HM)

2016
ACSMA

- Mike Weaver, kicker (1st)
- Marquel Lee, linebacker (2nd)
- Jessie Bates, safety (2nd)
- Duke Ejirofor, defensive end (3rd)
- Dom Maggio, punter (HM)

Coaches

- Marquel Lee, linebacker (2nd)
- Duke Ejirofor, defensive end (3rd)
- Jessie Bates, safety (3rd)
- Dom Maggio, punter (3rd)
- Mike Weaver, kicker (HM)

Associated Press

- Marquel Lee, linebacker (1st)
- Mike Weaver, kicker (2nd)
- Jessie Bates, III (2nd)

2017

Official Team

- Cam Serigne, tight end (1st)
- Ryan Anderson, center (2nd)
- Greg Dortch, all-purpose (2nd)
- Duke Ejirofor, defensive end (2nd)
- Mike Weaver, kicker (2nd)
- John Wolford, quarterback (2nd)
- Justin Herron, tackle (3rd)
- Phil Haynes, guard (3rd)
- Essang Bassey, cornerback (HM)
- Jessie Bates, III, safety (HM)
- Dom Maggio, punter (HM)
- Greg Dortch, return specialist (HM)

2018

Official Team

- Greg Dortch, return specialist (1st)
- Greg Dortch, all-purpose (1st)
- Phil Haynes, guard (2nd)
- Essang Bassey, cornerback (2nd)
- Cameron Glenn, safety (2nd)
- Ryan Anderson, center (HM)
- Willie Yarbarly, defensive tackle (HM)
- Justin Strnad, linebacker (HM)

2019

Official Team

- Carlos "Boogie" Basham, defensive end (1st)
- Nick Sciba, kicker (1st)
- Sage Surratt, wide receiver (1st)
- Dom Maggio, punter (2nd)
- Essang Bassey, cornerback (3rd)
- Justin Herron, tackle (3rd)
- Kendall Hinton, wide receiver (3rd)
- Nate Gilliam, guard (3rd)
- Jake Benzinger, tackle (HM)
- Jack Freudenthal, tight end (HM)
- Nasir Greer, safety (HM)
- Jamie Newman, quarterback (HM)
- Justin Strnad, linebacker (HM)
- Zach Tom, center (HM)

2020

Official Team

- Jaquarii Roberson, wide receiver (2nd)
- Carlos "Boogie" Basham, defensive end (3rd)
- Miles Fox, defensive tackle (3rd)
- Nick Sciba, kicker (3rd)
- Nick Andersen, safety (3rd)
- Ja'Sir Taylor, cornerback (HM)
- Christian Beal-Smith, running back (HM)

Associated Press

- Miles Fox, defensive tackle (1st)
- Jaquarii Roberson, wide receiver (2nd)

2021

Official Team

- A.T. Perry, wide receiver (1st)
- Zach Tom, offensive tackle (1st)
- Nick Sciba, kicker (1st)
- Jaquarii Roberson, wide receiver (2nd)
- Sam Hartman, quarterback (2nd)
- Miles Fox, defensive tackle (2nd)
- Traveon Redd, defensive back (2nd)
- Sean Maginn, offensive line (3rd)
- Brandon Chapman, tight end (HM)
- Loic Ngassam Nya, offensive line (HM)
- Michael Jurgens, offensive line (HM)
- Rondell Bothroyd, defensive line (HM)
- Luke Masterson, linebacker (HM)
- Ja'Sir Taylor, cornerback (HM)
- Caelen Carson, cornerback (HM)

Associated Press

- Zach Tom, offensive line (1st)
- Nick Sciba, kicker (1st)
- Sam Hartman, quarterback (2nd)
- A.T. Perry, wide receiver (2nd)
- Miles Fox, defensive tackle (2nd)
- Traveon Redd, defensive back (2nd)

2022

Official Team

- A.T. Perry, wide receiver (1st)
- Sean Maginn, offensive line (2nd)
- Sam Hartman, quarterback (3rd)
- Justice Ellison, running back (3rd)
- Kobie Turner, defensive line (3rd)
- Jahmal Banks, wide receiver (HM)
- Loic Ngassam Nya, offensive line (HM)
- Michael Jurgens, offensive line (HM)
- DeVonte Gordon, offensive line (HM)
- Jashen Davis, defensive line (HM)
- Rondell Bothroyd, defensive line (HM)
- Ryan Smeda Jr., linebacker (HM)

Associated Press

- A.T. Perry, wide receiver (2nd)
- Sean Maginn, offensive line (2nd)
- Kobie Turner, defensive line (2nd)

ALL-SOUTHERN CONFERENCE
HONORS

All-SoCon Four Times

Nick Sacrinty

All-SoCon Three Times

Jim Duncan; Bill George

All-SoCon Two Times

Elmer Barbour; Dick Foreman; Dave Harris; Nick Ognovich; Tom Fetzter; Red O'Quinn; Bill Gregus; Bill Miller; Guido Scarton; Bill Finance

1936

Raleigh Daniel, back

1938

Louis Trunzo, guard
Marshall Edwards, back

1939

Rupert Pate, tackle
John Polanski, back

1940

Tony Gallovich, back

1941

Carl Givler, guard

1942

Pat Preston, tackle
Red Cochran, back
Buck Jones, guard

1943

Nick Sacrinty, back
Bill Starford, center
Elmer Barbour, back

1944

Dave Harris, end
George Owens, tackle
John Kerns, tackle
Dick Foreman, center
Elmer Barbour, back
Nick Sacrinty, back

1945

Nick Sacrinty, back
Dave Harris, end
Buck Garrison, guard
Pride Ratterree, guard
Dick Foreman, center
Rock Brinkley, back

1946

Nick Sacrinty, back
Bob Leonetti, guard
Nick Ognovich, back

1947

Jim Duncan, end
Ed Royston, guard
Nick Ognovich, back
Harry Clark, center
Tom Fetzter, back

1948

Jim Duncan, end**
Red O'Quinn, end*
Bill George, tackle
Tom Fetzter, back
Bill Gregus, back*

1949

Jim Duncan, end
Red O'Quinn, end**
Bill George, tackle
Ray Cicia, guard
Carroll Blackerby, back
Bill Miller, back
Bill Gregus, back

1950

Jim Staton, tackle*
Bob Auffarth, guard*
Jack Lewis, end
Ed Listopad, tackle**
Bill Miller, back**
Guido Scarton, back

1951

Bill George, tackle*
Bill Finance, guard**
Bill Link, guard
Jim Zrakas, center
Guido Scarton, back
Dickie Davis, back
Jack Lewis, end*

1952

Jack Lewis, end*
Bob Gaona, tackle
Ken Bridges, tackle
Bill Finance, guard
Sonny George, back
Joe Koch, back

Key to Teams:

*1st Team Selections by SCSWA

(Southern Conference Sports Writers Association)

2nd Team SCSWA/Others were 1st or 2nd

ACADEMIC HONORS

ACC SCHOLARSHIP AWARD

The Atlantic Coast Conference annually honors a senior athlete at each of its member institutions for excellence in scholarship and athletics. Recipients from the Demon Deacon football squad include:

1962	Charles Reiley
1963	Bill Shendow
1965	John Mackovic
1967	Kenneth Hauswald
1970	Joseph Dobner
1971	Richard Bozoian
1972	Larry Hopkins
1974	Dan Stroup
1975	Tom Fehring
1977	John Bryce
1978	Mike McGlamry
1979	Bob Hely
1980	Donnie Jackson
1982	Landon King
1983	Andy Seay
1984	John Piedmonte
1988	Chip Rives
1990	Rod Ferguson
1996	Rusty LaRue
1997	Will Clark
2000	Matthew Burdick
2012	Michael Hoag
2016	Ryan Janvion
2020	Zach Tom
2022	Michael Jurgens


NCAA POSTGRADUATE SCHOLARSHIP

1970	Joe Dobner
1974	Dan Stroup
1975	Tom Fehring
1978	Mike McGlamry
1983	Phil Denfeld
1986	Toby Cole
1996	Rusty LaRue

ACADEMIC ALL-AMERICAN

1955	Bob Bartholomew
1959	Aubrey Currie
1959	Larry Fleisher
1982	Phil Denfeld
2007	Louis Frazier

ACADEMIC ALL-ACC TEAM



NCAA Postgraduate Scholarship Recipient Rusty LaRue receives his diploma from then-WFU President Dr. Thomas K.

Each year, the Atlantic Coast Conference office selects an all-conference "Academic Team," comprised of the top players in the ACC who also excel in the classroom. This elite squad is similar to the prestigious "Academic All-America" team chosen annually by the College Sports Information Directors of America.

1954	J.C. Turner
1955	Bob Bartholomew
1957	Larry Brooks
1959	Aubrey Currie
	Larry Fleisher
1960	Paul Martineau
1961	Alan White
1962	Bill Shendow
1963	Bill Faircloth
1964	Richard Cameron
	John Mackovic
1965	John Beaudoin
1966	Ken Hauswald
	Lloyd Halvorson
1967	Joe Dobner
1968	Joe Dobner
	Lloyd Halvorson
1969	Joe Dobner
	Ed George
1973	Dan Stroup
	Tom Fehring
	Rich Sievers
1974	Rick Gregory
1975	Mike McGlamry
	Gerald Hopkins
1976	Mike McGlamry
	John Bryce
1977	Mike McGlamry
	Rick Dadouris
	Chris Spilsbury
1978	Chuck Kraft
	Buddy Patterson
	Rick Dadouris
	James Royster
1979	Landon King
1980	Landon King
	Phil Denfeld
	Andy Seay
1981	Phil Denfeld
	Leo Leitner
	Gary Schofield
	John Piedmonte
	Landon King
	Andy Seay
1982	Phil Denfeld
	John Piedmonte
	Andy Seay
1983	Steve Litaker
	John Piedmonte
1984	Toby Cole
1985	Toby Cole
	Bruce Mark
1986	Toby Cole
1987	Joe Wagner
1988	Rod Ferguson
	Jeff Miller
	Joe Wagner
1989	Rod Ferguson
	Tony Mayberry
1990	Warren Belin
1991	Steven Ainsworth
	Maurice Miller
1992	Kevin Cole
	Mike Green
	Maurice Miller
1993	Tom Stuetzer
1994	Elton Ndoma-Ogar
1995	William Clark
	Rick Gardner
	Rusty LaRue
	Elton Ndoma-Ogar
	DaLawn Parrish
	Alexis Sockwell
1996	Dustin Lyman
	Tom Stuetzer
1997	Chris Gaskell
	DaLawn Parrish



Tanner Price

1998	DaLawn Parrish		Justin Herron
	Brian Wolverton		Sage Surratt
1999	DaLawn Parrish		Zach Tom
	Kelvin Shackelford	2020	Nick Andersen
	Brian Wolverton		Taylor Morin
2000	Nick Bender		Traveon Redd
2001	Vince Azzolina		Nick Sciba
2002	James MacPherson		Zach Tom
	Brad White	2021	Nick Andersen
	Quintin Williams		Justice Ellison
	Brad White		Miles Fox
2003	Quintin Williams		DeVonte Gordon
2004	Blake Lingruen		Sam Hartman
	Brad White		Michael Jurgens
2005	Louis Frazier		Luke Masterson
	Zac Selmon		Taylor Morin
	Jeremy Thompson		Traveon Redd
2006	Louis Frazier		Zach Tom
	Zac Selmon	2022	Luiji Vilain
2007	Louis Frazier		Quincy Bryant
	Riley Skinner		Jaeger Bull
	Jeremy Thompson		Caelen Carson
	Ben Wooster		Spencer Clapp
2008	Shane Popham		Will Cobb
	Ben Wooster		Quinton Cooley
2009	Shane Popham		Matthew Dennis
2010	Michael Hoag		Justice Ellison
	Shane Popham		Matt Gulbin
	Doug Weaver		Mitch Griffis
2011	Michael Hoag		Brendon Harris
	Doug Weaver		Zach Murphy
	Tanner Price		Dylan Hazen
	Riley Haynes		Jaylen Hudson
	Duran Lowe		Cameron Hite
2012	Duran Lowe		Chase Jones
	Tanner Price		Michael Jurgens
2013	Tanner Price		Sean Maginn
	Ryan Janvion		Jermal Martin, Jr.
	Jordan Garside		Ivan Mora
2014	Jordan Garside		Taylor Morin
	Ryan Janvion		Zach Murphy
	E.J. Scott		Je'Vionte' Nash
	Cam Serigne		Loic Ngassam Nya
	Hunter Williams		Kevin Pointer Jr.
	John Wolford		JJ Roberts
2015	Ryan Janvion		Kobie Turner
	Hunter Williams		Will Towns
	John Wolford		Kendron Wayman
2016	Ryan Janvion		Blake Whiteheart
	Cam Serigne		Ke'Shawn Williams
	John Wolford		
	Justin Herron		
	Cade Carney		
	Dom Maggio		
2017	Wendell Dunn		
	Justin Herron		
	Luke Masterson		
	Cam Serigne		
	John Wolford		
	Alex Bachman		
2018	Cade Carney		
	Luke Masterson		
	Sage Surratt		
2019	Jake Benzinger		
	Cade Carney		

NATIONAL FOOTBALL FOUNDATION

Each year the National Football Foundation awards postgraduate scholarships to the top senior scholar-athletes in college football. The William Campbell Trophy goes to the nation's top scholar-athlete.

CAMPBELL TROPHY FINALIST

2016 Ryan Janvion

SPECIAL AWARDS

MOST VALUABLE PLAYER

1946	Nick Sacrinty
1947	Nick Ognovich
1948	Tom Fetzter
1949	Jim Duncan
1950	Jim Staton
1951	Jack Lewis
1952	Joe Koch
1953	Bruce Hillenbrand
1954	Bob Bartholomew
1956	Bill Barnes
1957	Eddie Moore
1958	Frank Thompson
1959	Norman Snead
1960	Norman Snead
1961	Alan White
1962	Henry Newton
1963	Brian Piccolo
1964	Brian Piccolo
1965	Joe Carazo
1966	Andy Heck
1967	Kenneth Henry
1968	Freddie Summers
1969	John Mazalewski
1970	Win Headley
1971	Larry Hopkins
1972	Donnie Brown
1973	Clayton Heath
1974	David Mebs
1975	Clark Gaines
1976	Bill Armstrong
1977	Steve Young
1978	James Royster
1979	James McDougald
1980	Jay Venuto
1981	Gary Schofield
1982	Steve Hammond
1983	Gary Schofield
1984	Foy White
1985	Gary Baldinger
1986	James Brim
1987	Jimmie Simmons
1988	Mike Elkins
1989	Ricky Proehl
1990	Anthony Williams
1991	Maurice Miller
1992	Keith West & Todd Dixon
1993	John Leach
1994	Kevin Giles
1995	Tucker Grace & Rusty LaRue
1996	Desmond Clark
1997	Brian Kuklick
1998	Desmond Clark
1999	Morgan Kane
2000	Nick Bender
2001	Tarence Williams
2002	Calvin Pace
2003	Eric King
2004	Chris Barclay
2005	Chris Barclay
2006	Sam Swank
2007	Kenneth Moore
2008	Aaron Curry
2011	Chris Givens

BILL GEORGE AWARD

The Bill George Award was given annually to Wake Forest's standout lineman on offense or defense in honor of the school's first All-American. George went on to an outstanding professional career with the Chicago Bears and the Los Angeles Rams. He was named to the Pro Bowl eight times and was inducted into the Pro Football Hall of Fame in 1974. He was killed in a car accident in September of 1982.

1964	Richard Cameron, End
1965	Jim Beaudoin Tackle
1966	Bob Oplinger, Center
1967	Don Hensley, Guard
1968	Jimmy Clack, Tackle
1969	Ed George, Tackle
1970	Win Headley, Tackle (def.)
1971	Bill Bobbora, Guard
1972	Bruce Reinert, Tackle
1973	John Hardin, End (def.)
1974	Mike Arthur, Guard
1975	Lewis Henderson, Guard
1976	John Bryce, Tackle (def.)
1977	Larry Tearry, Center
1978	Bruce Hopkins, Tackle (def.)
1979	James Parker, Noseguard
1980	Bill Ard, Guard
1981	Richard Baldinger, Tackle
1982	Danny Martin, Guard
1983	Danny Martin, Guard
1984	Gary Baldinger, Tackle (def.)
1985	Bruce Mark, End (def.)
1986	Paul Kiser, Guard
1987	Joe Kenn, Guard
1988	Mike Hooten, End (def.)
1989	Tony Mayberry, Center
1990	Mike Smith, Noseguard
1991	Mike Siders, Center
1992	Ben Coleman, Tackle (off.)
1993	Walter Rasby, Tight End
1994	Jimmy Quander, End (def.)
1995	Tucker Grace, Linebacker
1996	Doug Marsigli, G/T (off.)
1997	Aljamont Joyner, Tackle (def.)
1998	Jeff Flowe, Tackle (off.)
1999	Fred Robbins, Tackle (def.)
2000	Vince Azzolina, Center
2001	Nate Bolling, End (def.)
2002	Blake Henry, Guard
2003	Tyson Clabo, Guard
2004	Jon Abbate, Linebacker
2005	Goryal Scales, Defensive Tackle
2006	Steve Vallos, Offensive Tackle
2007	Jeremy Thompson, Def. End
2008	Stanley Arnoux, Linebacker
2011	Nikita Whitlock, Nose Tackle

OUTSTANDING BACK AWARD

The Outstanding Back Award, given to an offensive or defensive player, selected by then-head coach Jim Grobe and his staff, began in 2001.

2001	John Stone
2002	Fabian Davis



2003	Chris Barclay
2004	Eric King
2005	Josh Gattis
2006	Kenneth Moore
2007	Riley Skinner (off.) Alphonso Smith (def.)
2008	D.J. Boldin (off.) Alphonso Smith (def.)
2011	Tanner Price (off.) Merrill Noel (def.)

MOST OUTSTANDING SPECIAL TEAMS PLAYER AWARD

Beginning in 2005, the Wake Forest coaching staff honored an individual for distinguished play in the area of special teams.

2005	Ryan Plackemeier
2006	Josh Gattis
2007	Kevin Marion
2008	Chip Vaughn
2011	Michael Campanaro

BEATTIE FEATHERS AWARD

For 20 years, from 1981 to 2000, the Wake Forest coaching staff selected the most improved players from spring practice and presented them with an award named after the late Beattie Feathers, a Deacon assistant coach from 1961 until 1977. Feathers, an All-America football player at Tennessee, played professional football from 1934 to 1937 as a member of the Chicago Bears. He was an All-Pro player his rookie season and became the first player in NFL history to rush for 1,000 yards in a single season. He is a member of the National College Football Hall of Fame. Feathers died in March of 1979.

1981	David Richmond
1982	Pierre Brown
1983	Ira McKeller (off.) Reggie McCummings (def.)
1984	Foy White (off.) Gary Baldinger (def.) Frank Carmines (off.)

1986	Joe Walker (def.) Chip Rives (off.) Mike Hooten (def.)
1987	Brian Johnson (off.) Kelly Vaughan (def.)
1988	Tony Rogers (off.) Rodney Hogue (def.)
1989	Carl Pennington (off.) Aubrey Hollifield (def.)
1990	Gregg Long (off.) Terrell Simmons (def.)
1991	Mitch Kennedy (off.) Maurice Miller (def.)
1992	Reggie Avery (off.) Mike McCrary (def.)
1993	Bo Loy (off.) LaDwaun Harrison (def.)
1994	William Clark (off.) Mike Neubeiser (def.)
1995	Myles Savage (off.) Robert Fatzinger (def.)
1996	Kai Snead (off.) Jeff Muires (def.)
1997	Chris Gaskell (off.) David Moore (def.)
1998	Chris McCoy (off.) Kelvin Jones (def.)
1999	Jimmy Caldwell (off.) Brad Smith (def.)
2000	Tim Bennett (off.) Calvin Pace (def.)

ARNOLD PALMER AWARD

Wake Forest's annual male "Athlete of the Year" award is named for the legendary former Demon Deacon golfer. Football players who have received this award include:

1965	Brian Piccolo
1971	Win Headley (co-recipient)
1977	Bill Armstrong
1980	James McDougald
1982	Kenny Duckett
1986	Gary Baldinger
1989	Mike Elkins
1990	Ricky Proehl
1991	Steve Brown
1996	Rusty LaRue
1999	Dustin Lyman
2006	Ryan Plackemeier
2019	Carlos "Boogie" Basham Jr.

DEACONS IN THE NFL DRAFT - BY YEAR

- 2023**
Kobie Turner - Los Angeles Rams, 3rd
A.T. Perry - New Orleans, 6th
- 2022**
Zach Tom - Green Bay, 4th
Ja'Sir Taylor - Los Angeles Chargers, 6th
- 2021**
Carlos "Boogie" Basham Jr. - Buffalo, 2nd
- 2020**
Justin Strnad - Denver, 5th
Justin Herron - New England, 6th
- 2019**
Phil Haynes - Seattle, 4th
- 2018**
Jessie Bates III - Cincinnati, 2nd
Duke Ejirofor - Houston, 6th
- 2017**
Marquel Lee - Oakland, 5th
- 2015**
Kevin Johnson - Houston, 1st
- 2014**
Michael Campanaro - Baltimore, 7th
- 2013**
Tommy Bohanon - NY Jets, 7th
- 2012**
Chris Givens - St. Louis, 4th
Kyle Wilber - Dallas, 4th
Joe Looney - San Francisco, 4th
Josh Bush - NY Jets, 6th
- 2010**
Brandon Ghee - Cincinnati, 3rd
Chris DeGeare - Minnesota, 5th
- 2009**
Aaron Curry - Seattle, 1st
Alphonso Smith - Denver, 2nd
Chip Vaughn - New Orleans, 4th
Stanley Arnoux - New Orleans, 4th
- 2008**
Jeremy Thompson - Green Bay, 4th
Kenneth Moore - Detroit, 5th
Steve Justice - Indianapolis, 6th
- 2007**
Josh Gattis - Jacksonville, 5th
Steve Vallos - Seattle, 7th
- 2006**
Ryan Plackemeier - Seattle, 7th
- 2005**
Eric King - Buffalo, 5th
- 2003**
Calvin Pace - Arizona, 1st (18th overall)
Ovie Mughelli - Baltimore, 4th
Montique Sharpe - Kansas City, 7th
- 2000**
Fred Robbins - Minnesota, 2nd
Dustin Lyman - Chicago, 3rd
Reggie Austin - Chicago, 4th
- 1999**
Desmond Clark - Denver, 6th
- 1993**
Ben Coleman - Arizona, 2nd
John Henry Mills - Houston, 5th
Michael McCrary - Seattle, 7th
- 1990**
Ricky Proehl - Arizona, 3rd

- Tony Mayberry - Tampa Bay, 4th
- 1989**
David Braxton - Minnesota, 2nd
Mike Elkins - Kansas City, 2nd
A.J. Greene - NY Giants, 9th
- 1988**
Greg Scales - New Orleans, 5th
Darryl McGill - Washington, 8th
- 1987**
Paul Kiser - Atlanta, 6th
Greg Harris - Green Bay, 9th
- 1986**
Gary Baldinger - Kansas City, 9th
Tony Garbarczyk - Buffalo, 11th
- 1985**
Harry Newsome - Pittsburgh, 8th
Ronnie Burgess - Green Bay, 10th
- 1982**
Kenny Duckett - New Orleans, 3rd
Richard Baldinger - NY Giants, 10th
- 1981**
Bill Ard - NY Giants, 8th
Carlos Bradley - San Diego, 11th
- 1980**
Syd Kitson - Green Bay, 3rd
- 1978**
Larry Tearry - Detroit, 5th
Steve Young - Houston, 10th
- 1977**
Bill Armstrong - Cleveland, 8th
Dave LaCrosse - Pittsburgh, 10th
- 1974**
Chuck Ramsey - New England, 6th
Clayton Heath - Miami, 13th
- 1973**
Ken Garrett - St. Louis, 8th
- 1972**
Ed Bradley - Pittsburgh, 4th
- 1971**
Win Headley - Green Bay, 8th
- 1970**
Ed George - Pittsburgh, 4th
- 1969**
Fred Summers - Cleveland, 4th
- 1968**
Bob Grant - Baltimore, 2nd
- 1967**
Lynn Nesbitt - Chicago, 14th
John Snow - New Orleans, 15th
- 1965**
Karl Sweetan - Detroit, 18th
- 1962**
Bill Hull - Chicago, 3rd
- 1961**
Norm Snead - Washington, 1st
Bob McCreary - San Francisco, 5th
- 1960**
Pete Manning - Chicago Bears, 8th
- 1958**
George Johnson - Pittsburgh, 20th
Frank Thompson - Cleveland, 26th

DEMON DEACONS IN THE SUPER BOWL

Bill Ard (1)	New York Giants	XXI
Gary Baldinger (3)	Buffalo Bills	XXV, XXVI, XXVII
Jessie Bates (1)	Cincinnati Bengals	LVI
Ed Bradley (2)	Pittsburgh Steelers	IX, X
Josh Bush (1)	Denver Broncos	50
Jim Clack (2)	Pittsburgh Steelers	IX, X
Desmond Clark (1)	Chicago Bears	XLI
George Coghill (2)	Denver Broncos	XXXII, XXXIII
Thabiti Davis (1)	New York Giants	XXXV
Jack Dolbin (1)	Denver Broncos	XII
Bob Grant (2)	Baltimore Colts	III, V
James Hargrove (1)	Cincinnati Bengals	XVI
Michael McCrary (1)	Baltimore Ravens	XXXV
Ricky Proehl (4)	St. Louis Rams, Carolina Panthers	XXXIV, XXXVI, XXXVII, XLI
	Indianapolis Colts	
	New York Giants	XLII
Fred Robbins (1)	Denver Broncos	XLVIII
Steve Vallos (1)	St. Louis Rams	XXIV
Jay Williams (1)	Los Angeles Rams	LVI
John Wolford (1)		

Winners in bold

John Wolford
Super Bowl LVI Champ




- 1957**
Bill Barnes - Philadelphia, 2nd
John Ladner - San Francisco, 24th
John Niznik - Philadelphia, 29th
- 1956**
Nick Consoles - Philadelphia, 18th
Gerry Huth - NY Giants, 24th
John Parham - Philadelphia, 24th
Bob Bartholomew - Cleveland, 30th
- 1955**
Ed Stowers - New York Giants, 15th
Nick Maravic - Philadelphia, 17th
Lou Hallow - Los Angeles Rams, 26th
- 1953**
Joe Koch - Chicago Bears, 4th
Bob Gaona - Pittsburgh, 5th
Larry Spencer - Detroit, 12th
Tom Donahoe - Chicago Cardinals, 19th
Bill Link - Washington, 20th
Clyde Pickard - Chicago Bears, 25th
Jack Lewis - Chicago Bears, 29th
- 1952**
Bill Miller - Chicago Bears, 11th
Ed Listopad - Chicago Cardinals, 19th
Ed Kissell - Pittsburgh, 30th
- 1951**
Jim Staton - Washington, 2nd
Bill George - Chicago Bears, 2nd
Bill Gregus - Chicago Bears, 9th
- 1950**
Jim Duncan - Cleveland, 9th
Ed Bradley - Chicago Bears, 16th
Tom Palmer - Chicago Cardinals, 17th
- 1949**
Red O'Quinn - Chicago Bears, 3rd
Bernie Hanula - Chicago Cardinals, 6th
Tom Fetzter - New York Giants, 22nd
Jim Lail - Boston, 22nd
- 1948**
Ed Royston - NY Giants, 7th
Jim Duncan - Chicago Bears, 21st
- Dick Wedel - Chicago Cardinals, 22nd
- 1947**
Bob Leonetti - Philadelphia, 7th
Dick Brinkley - New York Giants, 16th
Harry Dowda - Washington, 17th
- 1946**
Elmer Jones - New York Giants, 2nd
Dave Harris - Detroit, 3rd
Pride Ratteree - Chicago Cardinals, 19th
- 1945**
Elmer Barbour - NY Giants, 1st
Nick Sacrinty - Chicago Bears, 15th
Russ Perry - Cleveland Rams, 27th
- 1944**
George Owen - Pittsburgh, 5th
John (Red) Cochran - Chicago Cardinals, 8th
Bill Starford - Chicago Bears, 8th
- 1943**
Pat Preston - Chicago Bears, 15th
- 1942**
John Polanski - Detroit, 11th
Charley Givler - Chicago Cardinals, 13th
Frank Kapriva - Pittsburgh, 20th
- 1941**
Jim Ringgold - Pittsburgh, 4th
John Jett - Detroit, 7th
Tony Gallovich - Cleveland Rams, 8th
John Pendergast - Cleveland Rams, 10th
- 1940**
Rupert Pate - Chicago Cardinals, 20th
- 1939**
Lou Trunzo - Brooklyn, 15th

DEACONS IN THE NFL DRAFT - BY ROUND

WAKE FOREST'S FIRST ROUND NFL DRAFT PICKS



Elmer Barbour
1945
10th Overall Pick



Norm Snead
1961
2nd Overall Pick



Calvin Pace
2003
18th Overall Pick



Aaron Curry
2009
4th Overall Pick



Kevin Johnson
2015
16th Overall Pick

1st Round			
2015	Kevin Johnson	Houston	16
2009	Aaron Curry	Seattle	4
2003	Calvin Pace	Arizona	18
1961	Norm Snead	Washington	2
1945	Elmer Barbour	New York Giants	10

2nd Round			
2021	Carlos Basham Jr.	Buffalo	61
2018	Jessie Bates, III	Cincinnati	54
2009	Alphonso Smith	Denver	37
2000	Fred Robbins	Minnesota	55
1993	Ben Coleman	Arizona	32
1989	Mike Elkins	Kansas City	32
1989	David Braxton	Minnesota	52
1968	Bob Grant	Baltimore	50
1957	Bill Barnes	Philadelphia	19
1951	Jim Staton	Washington	21
1951	Bill George	Chicago Bears	23
1946	Elmer Jones	New York Giants	15

3rd Round			
2023	Kobie Turner	Los Angeles Rams	89
2010	Brandon Ghee	Cincinnati	96
2000	Dustin Lyman	Chicago	87
1990	Ricky Proehl	Arizona	58
1982	Kenny Duckett	New Orleans	68
1980	Syd Kitson	Green Bay	61
1962	Bill Hull	Chicago Bears	35
1949	Red O'Quinn	Chicago Bears	31
1946	Dave Harris	Detroit	38

4th Round			
2021	Zach Tom	Green Bay	140
2019	Phil Haynes	Seattle	124
2012	Chris Givens	St. Louis	96
2012	Kyle Wilber	Dallas	113
2012	Joe Looney	San Francisco	117
2009	Chip Vaughn	New Orleans	116
2009	Stanley Arnoux	New Orleans	118
2008	Jeremy Thompson	Green Bay	102
2003	Ovie Mughelli	Baltimore	134
2000	Reggie Austin	Chicago Bears	125
1990	Tony Mayberry	Tampa Bay	108
1972	Ed Bradley	Pittsburgh	88
1970	Ed George	Pittsburgh	80
1969	Fred Summers	Cleveland Browns	98
1953	Joe Koch	Chicago Bears	41
1941	Jim Ringgold	Pittsburgh	27

5th Round			
2020	Justin Strnad	Denver	178
2017	Marquel Lee	Oakland	168
2010	Chris DeGeare	Minnesota	161
2008	Kenneth Moore	Detroit	136
2007	Josh Gattis	Jacksonville	150
2005	Eric King	Buffalo	156
1993	John Henry Mills	Houston	131
1988	Greg Scales	New Orleans	112
1978	Larry Tearry	Detroit	109
1962	Bill Hull	Dallas Texans	
1961	Norm Snead	Buffalo	

1961	Bob McCreary	San Francisco	65
1953	Bob Gaona	Pittsburgh	53
1944	George Owen	Pittsburgh	41

6th Round			
2023	A.T. Perry	New Orleans	195
2021	Ja'Sir Taylor	Los Angeles Chargers	214
2020	Justin Herron	New England	195
2018	Duke Ejiapor	Houston	177
2012	Josh Bush	NY Jets	187
2008	Steve Justice	Indianapolis	201
1999	Desmond Clark	Denver	179
1987	Paul Kiser	Atlanta	153
1974	Chuck Ramsey	New England	141
1949	Bernie Hanula	Chicago Cardinals	120

7th Round			
2014	Michael Campanaro	Baltimore	218
2013	Tommy Bohanon	NY Jets	215
2007	Steve Vallos	Seattle	232
2006	Ryan Plackemeier	Seattle	239
2003	Montique Sharpe	Kansas City	230
1993	Michael McCrary	Seattle	170
1968	Ken Henry	St. Louis	177
1948	Ed Royston	New York Giants	75
1947	Bob Leonetti	Philadelphia	71
1941	John Jett	Detroit	55

8th Round			
1988	Darryl McGill	Washington	221
1986	Topper Clemons	Dallas	212
1985	Harry Newsome	Pittsburgh	214
1981	Bill Ard	New York Giants	221
1977	Bill Armstrong	Cleveland	213
1973	Ken Garrett	St. Louis	188
1971	Win Headley	Green Bay	193
1960	Pete Manning	Chicago Bears	93
1944	John (Red) Cochran	Chicago Cardinals	66
1944	Bill Starford	Chicago Bears	95
1941	Tony Gallovich	Cleveland Rams	64

9th Round			
1989	A.J. Greene	New York Giants	245
1987	Gregg Harris	Green Bay	228
1986	Gary Baldinger	Kansas City	229
1951	Bill Gregus	Chicago Bears	108
1950	Jim Duncan	Cleveland Rams	117
1947	Bob Leonetti	San Francisco	70

10th Round			
1985	Ronnie Burgess	Green Bay	266
1982	Richard Baldinger	New York Giants	270
1978	Steve Young	Houston	266
1977	Dave LaCrosse	Pittsburgh	271
1941	John Pendergast	Cleveland Rams	84

11th Round			
1986	Tony Garbarczyk	Buffalo	278
1981	Carlos Bradley	San Diego	300
1952	Bill Miller	Chicago Bears	128
1942	John Polanski	Detroit	95

12th Round			
1953	Larry Spencer	Detroit	145

13th Round			
1974	Clayton Heath	Miami	338
1942	Carl Givler	Chicago Cardinals	114

14th Round			
1967	Lynn Nesbitt	Chicago Bears	351

15th Round			
1967	John Snow	New Orleans	368
1962	Kent Martin	Chicago Bears	203
1955	Ed Stowers	New York Giants	176
1945	Nick Sacrinty	Chicago Bears	172
1943	Pat Preston	Chicago Bears	159
1939	Lou Trunzo	Brooklyn	135

16th Round			
1950	Ed Bradley	Chicago Bears	206
1949	Red O'Quinn	Baltimore	121
1947	Dick Brinkley	New York Giants	164

17th Round			
1961	Wayne Wolff	Buffalo	129
1955	Nick Maravic	Philadelphia	201
1950	Tom Palmer	Chicago Cardinals	217
1947	Harry Dowda	Washington	168

18th Round			
1965	Karl Sweetan	Detroit	249
1956	Nick Consoles	Philadelphia	209

19th Round			
1953	Tom Donahoe	Chicago Cardinals	220
1952	Ed Listopad	Chicago Cardinals	219
1946	Pride Ratteree	Chicago Cardinals	171

20th Round			
1958	George Johnson	Pittsburgh	236
1953	Bill Link	Washington	232
1942	Frank Kapriva	Pittsburgh	181
1940	Rupert Pate	Chicago Cardinals	181

21st Round			
1962	Kent Martin	Dallas Texans	203
1948	Jim Duncan	Chicago Bears	212

22nd Round			
1949	Tom Fetzer	New York Giants	213
1949	Jim Lail	Boston	215
1948	Dick Wedel	Chicago Cardinals	225

24th Round			
1957	John Ladner	San Francisco	284
1956	John Parham	Philadelphia	281
1956	Gerry Huth	New York Giants	285
1948	Nick Ognovich	New York Yankees	168

25th Round			
1953	Clyde Pickard	Chicago Bears	294
1949	Bernie Hanula	Buffalo	170

26th Round			
1958	Neil MacLean	Philadelphia	304
1958	Frank Thompson	Cleveland	312
1955	Lou Hallow	Los Angeles Rams	307

27th Round			
1961	Bob Allen	Buffalo	
1945	Russ Perry	Cleveland	220

29th Round			
1957	John Niznik	Philadelphia	338
1953	Jack Lewis	Chicago Bears	342
1949	George Pryor	Baltimore	188

30th Round			
1956	Bob Bartholomew	Cleveland	360
1952	Ed Kissell	Pittsburgh	354

PROS DEACS

Jon Abbate
% California Redwoods (2009)
% Sacramento Mtn. Lions (2010)

Zach Allen
>Iowa Barnstormers (2018)

Jason Anderson
^ Rhein Fire (2006)

Ryan Anderson
Miami Dolphins (2019)

Bill Ard
(8th round)
New York Giants (1981-88)
Green Bay Packers (1989-91)

Stanley Arnoux
(4th round)
New Orleans (2009-11)

Reggie Austin
(4th round)
Chicago Bears (2000-02)
Frankfurt Galaxy (2006)
+ Chicago Fire (2009)

Alex Bachman
Los Angeles Rams (2019)
New York Giants (2019-22)
Houston Texans (2022-pres.)

Gary Baldinger
(9th round)
Kansas City Chiefs (1986-88)
Indianapolis Colts (1989-90)
Buffalo Bills (1990-92)

Richard Baldinger
(10th round)
New York Giants (1982-83)
Kansas City Chiefs (1983-92)
New England Patriots (1993)

Josh Banks
New York Giants (2017-18)
@Orlando (2019)

Elmer Barbour
(1st round)
New York Giants (1945)

Chris Barclay
^ Berlin Thunder (2006)
Tennessee Titans (2007)
New Orleans Saints (2007)
Atlanta Falcons (2008)
% New York Sentinels (2009)

Bill Barnes
(2nd round)
Philadelphia Eagles (1957-61)
Washington Redskins (1962-63)
Minnesota Vikings (1965-66)

Carlos "Boogie" Basham Jr.
(2nd round)
Buffalo Bills (2021-pres.)

Essang Bassey
Denver Broncos (2020-pres.)

Jessie Bates III
(2nd round)
Cincinnati Bengals (2018-22)
Atlanta Falcons (2023-pres.)

Jake Benzinger
Arizona Cardinals (2020)
Indianapolis Colts (2021)
Tampa Bay Buccaneers (2021)

Tommy Bohanon
(7th round)
NY Jets (2013-16)
Jacksonville Jaguars (2017-18)
Baltimore Ravens (2021)

D.J. Boldin
Montreal Alouettes (2009)
Toronto Argonauts (2010-11)

Nate Bolling
^ Scottish Claymores (2003)
+ Nashville Kats (2009)

Carlos Bradley
(11th round)
San Diego Chargers (1981-85)
Philadelphia Eagles (1987)

Ed Bradley, Sr.
(16th round)
Chicago Bears (1950, 1952)

Ed Bradley, Jr.
(4th round)
Pittsburgh Steelers (1972-75)
Seattle Seahawks (1976)
San Francisco 49ers (1977-78)

Kellen Brantley
^ Frankfurt Galaxy (2005)
Buffalo Bills (2005)

David Braxton
(2nd round)
Minnesota Vikings (1989-90)
Phoenix Cardinals (1990-93)
Cincinnati Bengals (1994)

KJ Brent
Oakland Raiders (2016-17)
Indianapolis Colts (2017-18)
Tampa Bay Buccaneers (2019)

James Brim
Minnesota Vikings (1987)

Thomas Brown
New Orleans Saints (2017)

Steve Brown
Hamilton Tiger-Cats (1991)

Ronnie Burgess
(10th round)
Green Bay Packers (1985)

Josh Bush
(6th round)
New York Jets (2012-14)
Buffalo Bills (2015)
Denver Broncos (2014-15)

Michael Campanaro
(7th round)
Baltimore Ravens (2014-17)
Tennessee Titans (2018)

Brandon Chubb
Detroit Lions (2016-18)
Carolina Panthers (2019)

Tyson Clabo
Denver Broncos (2004-05)
San Diego Chargers (2005)
New York Giants (2004)
Miami Dolphins (2005-06)
Atlanta Falcons (2006-12)
Miami Dolphins (2013)
Houston Texans (2014)

Jim Clark
Pittsburgh Steelers (1971-77)
New York Giants (1978-81)

Desmond Clark
(6th round)
Denver Broncos (1999-01)
Miami Dolphins (2002)
Chicago Bears (2003-11)

Topper Clemons
Philadelphia Eagles (1987)

Red Cochran
(8th round)
Chicago Cardinals (1947-50)

George Coghill
New Orleans Saints (1993)
Denver Broncos (1998-02)

Steve Colavito
Philadelphia Eagles (1975)

Matt Colburn II
Los Angeles Rams (2019)
Philadelphia Stars (2022-Pres.)*

Ben Coleman
(2nd round)
Arizona Cardinals (1993-95)
Jacksonville Jaguars (1995-99)
San Diego Chargers (2000)
Washington Redskins (2001)

Michael Collins
^ Amsterdam Admirals (2003)
+ Rome Renegades (2006)

Clement Crabtree
Detroit Lions (1940-41)

Aaron Curry
(1st round)
Seattle Seahawks (2009-11)
Oakland Raiders (2011-12)



Jessie Bates III
Cincinnati Bengals

New York Giants (2013)

Chris Davis
Montreal Alouettes (2006)
New York Jets (2007)

Fabian Davis
Tampa Bay Buccaneers (2003-04)
Arizona Cardinals (2005)

Thabiti Davis
New York Giants (2000-01)
+ New Orleans Voo Doo (2005)
+ Columbus Destroyers (2006)
+ Las Vegas Gladiators (2009)

Rick Decker
San Francisco 49ers (1968)

Jammie Deese
+ Carolina Cobras (2001)

Chris DeGeare
(5th round)
Minnesota Vikings (2010-11)
San Diego Chargers (2012)
New York Giants (2013)

Phil Denfeld
* Arizona Wranglers (1983)

Dan Dever
British Columbia Lions (1972)

Jack Dolbin
Denver Broncos (1975-79)

Greg Dortch
New York Jets (2019)
Carolina Panthers (2019)
Los Angeles Rams (2019-2020)
Atlanta Falcons (2020-21)
Arizona Cardinals (2021-Pres.)

Harry Dowda
(17th round)
Washington Redskins (1949-53)
Philadelphia Eagles (1954-55)

Kenny Duckett
(3rd round)
New Orleans Saints (1982-85)
Dallas Cowboys (1985)

Jim Duncan
(9th round/Cleveland)
New York Giants (1950-53)

Marshall Edwards
Brooklyn Dodgers (1943)

Duke Ejirofor
Houston Texans (2018-21)
& Houston Roughnecks (2023-pres.)

Mike Elkins
(2nd round)
Kansas City Chiefs (1989)
Cleveland Browns (1991)
Houston Oilers (1992)

Miles Fox
Buffalo Bills (2022)
#BC Lions (2022-Pres.)

Clark Gaines
New York Jets (1976-80)
Kansas City Chiefs (1981-82)

Tony Gallowich
(8th round)
Cleveland Rams (1941)

Bob Gaona
(5th round)
Pittsburgh Steelers (1953-56)
Philadelphia Eagles (1957)

Tony Garbarczyk
New York Jets (1987)

Josh Gattis
(5th round)
Chicago Bears (2007)

Bill George
(2nd round)
Chicago Bears (1952-65)
Los Angeles Rams (1966)

Ed George
(4th round/Pittsburgh)
Montreal Alouettes (1970-74)
Baltimore Colts (1975)
Philadelphia Eagles (1976-78)
Hamilton Tiger-Cats (1979-80)

Brandon Ghee
(3rd round)
Cincinnati Bengals (2010-13)
San Diego Chargers (2014)
Tennessee Titans (2014)
Cincinnati Bengals (2015)

Nate Gilliam
Los Angeles Chargers (2020-21)
Pittsburgh Steelers (2021-22)
Cincinnati Bengals (2022-pres.)

Chris Givens
(4th round)
St. Louis Rams (2012-15)
Baltimore Ravens (2015)
Philadelphia Eagles (2016)
Winnipeg Blue Bombers (2017)

Cameron Glenn
San Francisco 49ers (2019)

Bob Grant
(2nd round)
Baltimore Colts (1968-70)
Washington Redskins (1971)

Maurice Gravely
Baltimore Stallions (1995)

A.J. Greene
(9th round)
New York Giants (1991)

Nasir Greer
Kansas City Chiefs (2022)
& Arlington Renegades (2023-pres.)

Randy Halsall
Winnipeg Blue Bombers (1974-77)
Montreal Alouettes (1978)
Ottawa Rough Riders (1978)
Hamilton Tiger-Cats (1979-80)

Steve Hammond
* New Jersey Generals (1983)
* Memphis Showboats (1984-85)
New York Jets (1988)

James Hargrove

Cincinnati Bengals (1981)
* Michigan Panthers (1983)
* Boston Breakers (1983)
Green Bay Packers (1987)

Josh Harris
Pittsburgh Steelers (2014-15)
#BC Lions (2016-17)

Phil Haynes
(4th round)
Seattle Seahawks (2019-pres.)

Hasan Hazime
Hamilton Tiger-Cats (2013-15)
Saskatchewan Roughriders (2016)
Edmonton Eskimos (2017)

Clayton Heath
(13th round/Miami)
Buffalo Bills (1976)
Miami Dolphins (1976)

Win Headley
Montreal Alouettes (1972)

Amari Henderson
Jacksonville Jaguars (2020-21)
Minnesota Vikings (2021)
#Saskatchewan Roughriders (2022-Pres.)

Justin Herron
(6th round)
New England Patriots (2020-22)
Las Vegas Raiders (2022-pres.)

Kendall Hinton
Denver Broncos (2020-pres.)

Bill Hull
(5th round/AFL)
+ Dallas Texans (1962)

Gerry Huth
(24th round)
New York Giants (1956)
Philadelphia Eagles (1959-60)
Minnesota Vikings (1961-63)

Justin Jackson
DET/MIN/CIN/WAS/OAK (2014)
Dallas Cowboys (2015)

John Jett
(7th round)
Detroit Lions (1941)

Kevin Johnson
(1st round)
Houston Texans (2015-18)
Buffalo Bills (2019)
Cleveland Browns (2020)
Tennessee Titans (2021)

Elmer Jones
(2nd round)
Buffalo Bisons (1946)
Detroit Lions (1947-48)

Steve Justice
(6th round)
Indianapolis Colts (2008-09)
% New York Sentinels (2009)
% Florida Tuskers (2010-11)

Blake Lingruen
Detroit Lions (2005)

Jim Kemp

PRO DEACS

# Sacramento Gold Miners (1994-95)	Kelvin Moses New York Jets (2001-02)	Washington Redskins (2001-02) New Orleans Saints (2003) Washington Redskins (2004)	Blake Whiteheart Arizona Cardinals (2023-pres.)
Eric King (5th round) Buffalo Bills (2005-06) Tennessee Titans (2006-08) Detroit Lions (2009-11)	Ovie Mughelli (4th round) Baltimore Ravens (2003-06) Atlanta Falcons (2007-12)	Bryan Ray ^ Frankfurt Galaxy (2002-03) + Carolina Cobras (2004) + Columbus Destroyers (2005) + Las Vegas Gladiators (2006) + Grand Rapids Rampage (2009)	Nikita Whitlock Cincinnati Bengals (2014) Dallas Cowboys (2014) New York Giants (2014-16) # Hamilton Tiger-Cats (2017-18)
Paul Kiser Detroit Lions (1987)	Jamie Newman Philadelphia Eagles (2021)	Fred Robbins (2nd round) Minnesota Vikings (2000-03) New York Giants (2004-09) St. Louis Rams (2010-11)	Kyle Wilber (4th round) Dallas Cowboys (2012-17) Oakland Raiders (2018-22)
Ed Kissell (30th round) Pittsburgh Steelers (1952, 1954)	Harry Newsome (8th round) Pittsburgh Steelers (1985-89) Minnesota Vikings (1990-93)	Jaquarii Roberson Dallas Cowboys (2022-Pres.)	Jaboree Williams Philadelphia Eagles (2018)
Syd Kitson (3rd round) Green Bay Packers (1980-81, 1983-84) Dallas Cowboys (1984)	Jerome Nichols Washington Redskins (2005) ^ Frankfurt Galaxy (2006) Green Bay Packers (2006) + Philadelphia Soul (2009)	Boo Robinson Philadelphia Eagles (2010) Buffalo Bills (2010-11)	Jay Williams Los Angeles Rams (1994) St. Louis Rams (1995-99) Carolina Panthers (2000-01) Miami Dolphins (2002-04)
Dave Lacrosse (10th round) Pittsburgh Steelers (1977)	Merrill Noel Buffalo Bills (2015)	Ed Royston (7th round) New York Giants (1948-49)	Quintin Williams Miami Dolphins (2004)
Ed Listopad (19th round) Chicago Cardinals (1952)	Chibukem (Kenny) Okoro San Diego Chargers (2013) +San Jose Sabercats (2014) Washington Redskins (2014)	Anthony Rubino Detroit Lions (1943, 1946)	Wayne Wolff (17th round/AFL) Buffalo Bills (1961)
John Leach # British Columbia Lions (1995)	John "Red" O'Quinn (3rd round) Chicago Bears (1950-51) Philadelphia Eagles (1951) # Montreal Alouettes (1952-59)	Nick Sacrinty (15th round) Chicago Bears (1947)	John Wolford New York Jets (2018) @Arizona Hot Shots (2018) Los Angeles Rams (2019-23) Tampa Bay Buccaneers (2023-pres.)
Marquel Lee (5th round) Oakland Raiders (2017-20; 21-22) Buffalo Bills (2021)	Calvin Pace (1st round) Arizona Cardinals (2003-07) New York Jets (2009-15)	Ben Sankey # Calgary Stampeders (2000-02) Houston Texans (2002) + Chicago Slaughter (2010)	Willie Yarbary Atlanta Falcons (2019) Los Angeles Chargers (2021) Birmingham Stallions (2023-pres.)*
Joe Looney (4th round) San Francisco 49ers (2012-15) Tennessee Titans (2015) Dallas Cowboys (2016-20)	Tom Palmer (17th round/Chicago Cardinals) Pittsburgh Steelers (1953-54)	Greg Scales (5th round) New Orleans Saints (1988-91)	David Zadel Dallas Cowboys (1998)
Dustin Lyman (3rd round) Chicago Bears (2000-04)	James Parker # Edmonton Eskimos (1979-83) # British Columbia Lions (1984-89) # Toronto Argonauts (1990-91)	Nick Sciba Pittsburgh Steelers (2022) New Jersey Generals (2023-pres.)*	Joe Zelenka San Francisco 49ers (1999) Washington Redskins (2000) Jacksonville Jaguars (2001-09) Atlanta Falcons (2010-12)
James MacPherson + Green Bay Blizzard (2006) + Grand Rapids Rampage (2008-09)	Rupert Pate (20th round) Chicago Cardinals (1940) Philadelphia Eagles (1942)	Montique Sharpe (7th round) Kansas City Chiefs (2003)	Key: ^ NFL Europe + Arena League @ Alliance of American Football # CFL > Indoor Football League ^ National Arena League * USFL % UFL & XFL
Sean Maginn Los Angeles Rams (2023-pres.)	Kevin Patterson + Amarillo Venom (2009)	Ryan Smenda Jr. Los Angeles Rams (2023-pres.)	Brad Watson Los Angeles Chargers (2017)
Dom Maggio Baltimore Ravens (2020) Atlanta Falcons (2021-22)	John Pendergast Cleveland Rams (1941)	Alphonso Smith (2nd round) Denver Broncos (2009-10) Detroit Lions (2010-12)	Luiji Vilain Minnesota Vikings (2022-pres.)
Pete Manning (8th round) Chicago Bears (1960-61)	AT Perry (6th Round) New Orleans (2023-pres.)	Norm Sneed (1st round) Washington Redskins (1961-63) Philadelphia Eagles (1964-70) Minnesota Vikings (1971) New York Giants (1972-74, 76) San Francisco 49ers (1974-75)	Scotty Washington Cincinnati Bengals (2020-22) New England Patriots (2022-pres.)
Tony Mayberry (4th round) Tampa Bay Buccaneers (1990-99)	Matt Petz # Montreal Alouettes (2000-03) # Hamilton Tiger-Cats (2004)	D'Angelo Solomon # Toronto Argonauts (1998)	Mike Weaver +Baltimore (2019) ^ Massachusetts Pirates (2019)
Michael McCrary (7th round) Seattle Seahawks (1993-96) Baltimore Ravens (1997-03)	Brian Piccolo Chicago Bears (1966-69)	Jim Staton (2nd round) Washington Redskins (1951) # Montreal Alouettes (1952-56)	Dick Wedel Chicago Cardinals (1948)
Bob McCreary (5th round/San Francisco) + Dallas Texans (1961-62) # Calgary Stampeders (1963)	Ryan Plackemeier (7th round) Seattle Seahawks (2006-08) Washington Redskins (2008)	John Stone Indianapolis Colts (2002) Oakland Raiders (2003-05) New England Patriots (2006)	Scotty Washington Cincinnati Bengals (2020-22) New England Patriots (2022-pres.)
Marcus McGruder # Montreal Alouettes (2006)	John Polanski Detroit Lions (1942) Los Angeles Dons (1946)	Justin Strnad (5th round) Denver Broncos (2020-pres.)	Freddie Summers (4th round) Cleveland Browns (1969-71)
Gil Meyers Baltimore Colts (1947)	Pat Preston (15th round) Chicago Bears (1946-49)	Freddie Summers (4th round) Cleveland Browns (1969-71)	Sage Surratt Detroit Lions (2021) Birmingham Stallions (2022)* New Orleans Breakers (2023-pres.)*
Maurice Miller # Sacramento Gold Miners (1994) # San Antonio Texans (1995) # Edmonton Eskimos (1996-97)	Ricky Proehl (3rd round) Arizona Cardinals (1990-94) Seattle Seahawks (1995-96) Chicago Bears (1997) St. Louis Rams (1998-02) Carolina Panthers (2003-05) Indianapolis Colts (2006)	Riley Swanson + Arizona Rattlers (2009-10) + Tampa Bay Storm (2011-12)	Karl Sweetan (18th round/Detroit) # Toronto Argonauts (1964) Detroit Lions (1966-67) New Orleans Saints (1968) Los Angeles Rams (1969-70)
John Henry Mills (5th round) Houston Oilers (1993-96) Oakland Raiders (1997-98) Minnesota Vikings (1999)	Cyhl Quarles New England Patriots (2012)		
Kenneth Moore (5th round) Detroit Lions (2008) Carolina Panthers (2008-10)	Chuck Ramsey (6th round/New England) New York Jets (1977-84)		
Mark Moroz # Toronto Argonauts (2004-05) # Hamilton Tiger-Cats (2006)	Walter Rasby Pittsburgh Steelers (1994) Carolina Panthers (1995-97) Detroit Lions (1998-00)		



ALL-STAR GAMES

BLUE-GRAY CLASSIC

- 1939 Rupert Pate
- 1940 Tony Gallovich
- 1942 Pat Preston
- 1944 George Owen
- 1945 Dick Foreman
- 1946 Red Cochran
- 1947 Ray Clark
- Nick Ognovich
- 1957 George Johnson
- 1959 Pete Manning
- Neil MacLean
- 1960 Bobby Allen
- Wayne Wolff
- Norm Snead
- 1961 Bill Hull
- Alan White
- Brian Piccolo
- 1971 Ed Stetz
- 1972 Ken Garrett
- 1973 Chuck Ramsey
- 1976 Dave LaCrosse
- 1980 Jay Venuto
- Carlos Bradley
- 1982 Phil Denfeld
- 1983 Gary Schofield
- 1986 Paul Kiser
- Tim Morrison
- 1987 Darryl McGill
- Greg Scales
- 1988 A. J. Greene
- David Braxton
- 1989 Ricky Proehl
- Tony Mayberry
- Rod Ferguson
- 1993 Todd Dixon
- Jay Williams
- 1994 Eddie McKeel
- 1995 Tucker Grace
- 1998 Desmond Clark
- Brian Kuklick
- 2001 Nate Bolling
- Michael Collins
- John Stone
- 2003 Kellen Brantley
- Mark Moroz
- Quintin Williams

CASINO DEL SOL ALL-STAR GAME

- 2011 Josh Bush

COACHES ALL-AMERICAN CLASSIC

- 1965 Brian Piccolo

COLLEGE ALL-STAR GAME

- 2014 Whit Barnes
- 2014 Tanner Price

EAST-WEST SHRINE CLASSIC

- 1947 Nick Sacrinty (MVP)
- 1968 Fred Summers
- 1971 Ed Bradley
- 1973 Chuck Ramsey
- 1977 Bill Armstrong
- 1978 Larry Tearry
- 1981 Jay Venuto
- 1987 Paul Kiser
- 1989 Mike Elkins
- 1990 Tony Mayberry
- Ricky Proehl

- 1992 Marvin Mitchell
- 2000 Dustin Lyman
- 2001 Bryan Ray
- 2004 Tyson Clabo
- 2006 Ryan Plackemeier
- 2007 Steve Vallos
- 2008 Nick Jarvis
- 2009 Chris DeGeare
- 2012 Kyle Wilber
- 2014 A.J. Marshall
- 2017 Marquel Lee
- Brad Watson

- 2018 Cam Serigne
- 2020 Jake Benzinger
- 2022 Jaquarii Roberson
- Zach Tom
- 2023 AT Perry
- Kobie Turner
- Blake Whiteheart

NFLPA COLLEGIATE BOWL

- 2013 Terence Davis
- 2016 Tylor Harris
- 2019 Phil Haynes
- 2020 Amari Henderson
- Kendall Hinton
- 2022 Nick Sciba

GRIDIRON CLASSIC

- 1998 Desmond Clark

- 2002 Brian Kuklick
- 2004 Montique Sharpe
- Jason Anderson
- Eric King

HULA BOWL

- 1977 Bill Armstrong
- 1978 Larry Tearry
- 1980 Bill Ard
- 1999 Dustin Lyman
- 2001 Michael Collins
- 2003 Mark Moroz
- 2008 Kenneth Moore
- Nick Jarvis
- 2022 Luke Masterson
- Nick Sciba
- 2023 Ryan Smenda Jr.

INTA JUICE ALL-STAR CLASSIC

- 2007 Nate Morton

JAPAN BOWL

- 1977 Bill Armstrong
- 1978 Larry Tearry
- 1980 Syd Kitson
- 1982 Kenny Duckett
- 1992 Ben Coleman
- George Coghill

LAS VEGAS ALL-AMERICAN CLASSIC

- 1950 Jim Duncan
- 2005 Chris Barclay

LIONS AMERICAN BOWL

- 1971 Steve Bowden
- 1971 Ed Stetz
- 1971 Nick Vrhovac

MEDAL OF HONOR BOWL

- 2014 Mike Olson
- Kristopher Redding
- Nikita Whitlock
- 2015 Zachary Allen
- Merrill Noel

NORTH-SOUTH (MIAMI)

- 1951 Bill George
- 1952 Jack Lewis
- 1952 Joe Koch

- 1956 Bill Barnes (MVP)
- 1959 Nick Patella
- 1969 Ed George

SENIOR BOWL

- 1950 Jim Duncan
- Red O'Quinn
- 1951 Bob Auffarth
- Jim Staton
- 1953 Jack Lewis
- 1961 Norm Snead (MVP)
- 1972 Ed Bradley
- 1981 Bill Ard
- Jay Venuto
- 1986 Paul Kiser
- 1988 Greg Scales
- 1989 David Braxton
- Mike Elkins
- 1993 Ben Coleman
- 2000 Reggie Austin
- Fred Robbins
- 2002 Ovie Mughelli
- Calvin Pace
- 2007 Josh Gattis
- 2008 Steve Justice
- Jeremy Thompson
- Aaron Curry
- 2009 Alphonso Smith
- Chip Vaughn
- Brandon Ghee
- 2010 Joe Looney
- 2012 Tommy Bohanon
- 2013 Michael Campanaro
- 2014 Duke Ejiolor
- 2018 Essang Bassey
- 2020 Justin Herron
- 2021 Carlos "Boogie" Basham Jr.
- Jamie Newman
- Sage Surratt

TEXAS VS. THE NATION (EL PASO)


- 2007 Patrick Ghee
- 2013 Chibuikem Okoro

TROPICAL BOWL

- 2016 KJ Brent
- 2017 Thomas Brown
- 2023 Dion Bergan Jr.


RETIRED NUMBERS

NORM SNEAD




16

BILL ARMSTRONG




19

BRIAN PICCOLO




31

BILL BARNES



33

BILL GEORGE



47

LETTERWINNERS

A

Jon Abbate	2004-06	LB	Powder Springs, GA
J.A. Abernethy	1912-14	C	Matthews, NC
James Adams	2003-05	LB	Durham, NC
Josh Adams	2007-10	RB	Cary, NC
Greg Adkins	2002-05	OG	Lakeland, FL
Mark Agjentas	1987-88	DL	Cape Coral, FL
Steven Ainsworth	1989-91	OL	Williamsburg, VA
Chad Alexander	1995, 97	FB	Coppell, TX
Dick Alford	1944	G	Laurinburg, NC
Forest Allen	1934-36	F	
Bob Allen	1958-60	RE	Warwick, VA
Boyd Allen	1946-47	C	Shelby, NC
Lee Allen	1972-74	DT	Fayetteville, NC
Mike Allen	2019	DL	Sugar Hill, GA
Tom Allen	1999	LB	Pottsville, PA
Zach Allen	2011-12, 2014	OLB	Pahokee, FL
Ryan Alston	1991-92	DL	Chapel Hill, NC
Louis Altobelli	1986, 88-89	OT	Brookeville, MD
Fred Amon	1943-44	OT	Charlotte, NC
Howard Anderson	1936-37		
Dominic Anderson	2002, 04-05	SS	Hollywood, FL
Jason Anderson	2001-04	WR	Charlotte, NC
Mark Anderson	1975	OT	Gainesville, FL
Ray Anderson	1980	NG	Tinley Park, IL
Ryan Anderson	2015-18	OL	Raleigh, NC
Tom Anderson	1972	T	Burgaw, NC
Nick Andersen	2020-21	DB	Clifton, VA
Andrews	1889	RG	
Bryan Andrews	2003-06	DE	Lima, OH
Micah Andrews	2004-07	RB	Duluth, GA
Fred Angerman	1967-69	FL	Monongahela, PA
Herb Appenzeller	1945	B	Summerfield, NC
Nick Arcaro	1971-72	DB	Princeton, NJ
Bill Ard	1977-80	OG	Watchung, NJ
Charles Argenzio	2013, 2015-16	FB	Richmond, VA
Jamaal Argrow	1999, 2002	LB	Savannah, GA
Bill Armstrong	1973-76	QB	Randolph, NJ
Frank Armstrong	1977	DT	Philadelphia, PA
Frank Armstrong	1918, '20, '21-22, '24	E	Hobgood, NC
John Armstrong	2013-14, 16	FL	Orlando, FL
Stanley Arnoux	2005-08	LB	Sunrise, FL
Eddie Arrington	1966-68	FL	Winston-Salem, NC
Mike Arthur	1971, 73-74	OG	Baltimore, MD
Johnny Artis	1985, 87	FB	Faison, NC
Tyler Ashe	1998-01	PK	Shelby, NC
Ed Atkinson	1966	QB	Charlotte, NC
Bob Auffarth	1948-50	OG	Baltimore, MD
Dionte Austin	2015-16	CB	Baltimore, MD
Josh Austin	1991	DL	Baltimore, MD
Reggie Austin	1996-99	DB	Atlanta, GA
Reggie Avery	1992-93	OL	Columbia, SC
J.H. Aydtlett	1910	QB	Elizabeth City, NC
J.S. Ayres	1927	HB	Forest City, NC
Vince Azzolina	1998-01	C	Easton, PA

B

Alex Bachman	2015-18	WR	Moorpark, CA
John Badoud	1960-62	LG	Washington, DC
George W. Bagwell	1910	C	Raleigh, NC
Carl Bailey	1917-18		Roper, NC
Dave Bailey	1972-73	LB	Syosset, NY
Martin Bailey	1985-88	P	Summerville, SC
Trey Bailey	2006-09	C	Duncan, SC
Carlton Baker	1965-67	LHB	Jacksonville, FL
Chris Balatsoukas	1955	G	Ambridge, PA
Gary Baldinger	1982-85	NG	Massapequa, NY
Richard Baldinger	1979-81	OL	Massapequa, NY
Tony Balionis	1938-40	G	Homestead, PA
Jerry Ball	1958-60	RH	Troutman, NC
Dan Ballou	1993-96	WR	Wilmington, MA
George Banko	1944	HB	Isabella, PA
George Banks	1992	WB	Woodford, VA
Jahmal Banks	2020-22	WR	Bethesda, MD
Josh Banks	2013-16	DE	Cary, NC
Elmer Barbour	1942-44	B	Durham, NC
Chris Barclay	2002-05	RB	Louisville, KY
Joe Barkocly	1951-52	LG	Tresckow, PA
Pete Barham	1955-57	HB	Leaksville, NC
Bill Barnes	1954-56	LHB	Landis, NC
Tony Barnes	1973	C	Downers Grove, IL
Whit Barnes	2011-13	C	Rocky Mount, NC
Phil Barnhill	1989-90	QB	Washington, DC
Bob Bartholomew	1952-55	T	Rocky Mount, NC
Dave Bartholomew	1972-74	DT	San Diego, CA
Neil Basford	2013	OT	Jacksonville, FL
Carlos Basham	2017-20	DE	Roanoke, VA
Chris Basler	1972-73	QB	Evanston, IL
Essang Bassey	2016-19	CB	Columbus, GA
Fred Bateman	1937		Roper, NC
Elontae Bateman	2017-18	DT	Memphis, TN

Jessie Bates III	2016-17	S	Fort Wayne, IN
Ed Baublis	1948-49	C	Baltimore, MD
Wayne Baumgardner	1978-81	WR	Bluefield, WV
Christian Beal-Smith	2018-21	PK	Winston-Salem, NC
Cline Beam	2009	RB	Augusta, GA
Al Beard	1968-69	DE	Fayetteville, NC
Bryan Beard	2000	WR	East Bend, NC
D.S. Beasley	1933-34		
Jim Beaudoin	1964-65	RT	Hubbard, OH
Harry Beaver	1935-37		Asheville, NC
Greg Bechtel	2008-10	LS	Cary, NC
Bill Beddow	1941	C	Birmingham, AL
Jim Bedgood	1963	HB	Selma, AL
David Behrmann	1990	DB	Silver Spring, MD
Jack Behrmann	1954-55	HB	Hackensack, NJ
Levern Belin	1988-90	LB	Marshville, NC
Warren Belin	1987-90	LB	Marshville, NC
Nick Belisus	1948-49	RH	Malden, MA
Tyler Bell	2015-16, 2018	RB	Mobile, AL
Richard Belton	2005-08	FB	Chapel Hill, NC
Nick Bender	1997-00	LB	Nazareth, PA
Doug Benfield	1973-75	DE	Lincolnton, NC
Terry Bennett	1970-71	DT	McDonald, PA
Tim Bennett	1999-02	C	McDonald, PA
Brad Benson	1987-89	DB	Seneca, SC
Jit Benton	1928-30	FB-P-QB	Hamlet, NC
Jake Benzinger	2016-19	OT	Williamston, MA
Steve Bernardo	1976-77	OT	Philadelphia, PA
Dion Bergan Jr.	2018-22	DL	Kissimmee, FL
Joe Berra	1963-65	FB	Trevorton, PA
Eric Berry	2005-06	LB	Suffolk, VA
Scott Betros	2009-12	LB	Jacksonville, FL
George Betters	1944	G	McKeesport, PA
Carl L. Betts	1909-11	E	Rome, GA
Gilbert Billings	1911-14	HB	Raleigh, NC
Joe Birdsong	2006-09	OT	Nashville, TN
Cornelius Birgs	2002-04	RB	Ft. Lauderdale, FL
Spencer Bishop	2010-13	TE	Pinehurst, NC
Paris Black	2016-17	DE	Fayetteville, NC
Carroll Blackerby	1948-50	QB	Bessemer, AL
Stonewall Jackson Blackmon	1913-15	T	Kershaw, SC
Terry Blanch	1978-79	OG	Claymont, DE
Felix A. Blanchard	1917-19	T	White Castle, LA
Rhett Blanchard	1991-94	TE	Norcross, GA
James Bland	1952-53	RH	Raleigh, NC
Perry Bland	1938		Tillery, NC
Chris Blank	1997-00	OG	Sewell, NJ
Blankenship	1916	C	
George Blanton	1889-92	FB	Shelby, NC
John Blanton	1944-46		Ellenboro, NC
Mike Blasiole	1967	OLB	Roanoke, VA
R. Presley Blevins	1911	T	Wilkes Cty, NC
Daniel Blitch	2011	OT	Gainesville, GA
Blizzard	1916	G	
Bill Bobbora	1969-71	OG	Chicago, IL
Tommy Bohanon	2009-12	FB	North Fort Myers, FL
Demir "D.J." Boldin	2005, 07-08	WR	Pahokee, FL
Trey Boll	2022	TE	Richmond, VA
Devin Bolling	2010, 2012	OL	Lynchburg, VA
Nathan Bolling	1998-01	DT	Swanton, OH
Bob Bollinger	1944	C	High Point, NC
Joe Bonecutter	1958-60	FB	Shelby, OH
Nelson Bonilla	1993	DB	South River, NJ
Arna Bontemps	1992	DL	Hampton, VA
Dred Booe	1990-93	DL	Winston-Salem, NC
Ramon Booi	2009-11	DL	Jacksonville, FL
Rudwood Bostic	1931-33	AT	Atkinson, NC
Rondell Bothroyd	2018-22	DL	Manchester, CT
Steve Bowden	1969-71	RB	Liberty, NC
S. A. "Cary" Bowden	1920-21	E	Calypso, NC
Stacey Bowen	1924		Athens, GA
Henry Bowers	1927		Norwood, NC
Clarence Boyles	1933		
John Parks Boylin	1919, 1921	QB	Wadesboro, NC
Steve Bozarth	1962	FB	Riverside, NJ
Dick Bozoian	1968-70	DB	Manchester, NH
Caron Bracy	2001-04	LB	Jacksonville, FL
Carlos Bradley	1978-80	LB	Philadelphia, PA
Dan Bradley	1999	QB	Silver Creek, NY
Ed Bradley, Sr.	1946-49	RE	Stratford, CT
Ed Bradley, Jr.	1969-71	LB	Stratford, CT
Jim "Chief" Bradley	1930-32	FB	
Ralph Brandeweide	1962-63	QB	Garden City, NY
S.O. Brandon	1921		Jonesville, NC
Kellen Brantley	2000-03	LB	Miami, FL
Rob Brassell	1977-79	OG	Philadelphia, PA
Darrell Braswell	1994-95	WR	Hendersonville, NC
Tommy Braxley	1962, 64-65	RT	Moorseville, NC
David Braxton	1986-88	DE	Jacksonville, NC
Warren Braxton	2002-04	FS	Madison Heights, VA
Dean Brendel	1973	TE	Westwood, NJ

Bob Brenner	1966, 68-69	SE	Fort Lauderdale, FL
Matthew Brennie	1999-01	P	Highland, NY
K.J. Brent	2015	WR	Waxhaw, NC
Charles Brewer	1961	HB	Concord, NC
Gunter Brewer	1985-86	WR	Oxford, MS
Ralph Brewster	1955-57	LE	Nashville, TN
Ken Bridges	1950-52	RE	Shelby, NC
Wally Bridwell	1961-62	QB	Kingsport, TN
James Brim	1983-86	WR	Mt. Airy, NC
Matthew Brim	2004-07	OG	Belews Creek, NC
Bob Brincefield	1953-54	HB	Burlington, NC
Richard "Rock" Brinkley	1944-46	FB	Norfolk, VA
Chip Brinkman	2005-08	WR	Belleair, FL
Ryan Britt	2009-10	OL	Grapevine, TX
D.R. Britton	1892	E	
T.C. Britton	1911-12	G	Soochow, China
Tryg Brody	1988-91	DL	White Sulphur
Jeff Brogden	1942, 1946-47	RH	Hopewell, VA
Leon Brogdon	1930-31	E	Kinston, NC
Larry Brooks	1956-57	LH	Danville, VA
Cliff Brookshire	1953-54	G	Asheville, NC
Alex Brown	1977, 79-81	DT	Sharon Hills, PA
Bill Brown	1967-68	C	Murfreesboro, NC
Devon Brown	2008-10	WR	Ashburn, VA
Donnie Brown	1971-72	LB	Butler, PA
Dwayne Brown	1988, 90	DB	Clifton Forge, VA
Greg Brown	1979-80	OL	Kenmore, NY
Pierre Brown	1980, 1982	DB	Fayetteville, NC
Steve Brown	1987-90	WR	Washington, DC
Terrance Brown	1988-91	DL	Ft. Belvoir, VA
Thomas Brown	2013-16	S	Evans, GA
Warren Brown	1941	E	
John Bruno	1943-44	E	Riverside, NJ
De'Angelo Bryant	2003, 2005-07	RB	New Ellenton, SC
John Bryant	or	DB	Scotland Neck, NC
Rupert Bryan	1936-37		Durham, NC
Wesley Bryant	2003-05	OT	Charlotte, NC
John Bryce	1973-76	DT	Tulsa, OK
Jaeger Bull	2022	TE	Corpus Christi, TX
Ira James "Boolie" Bullard	1934-35	G	Lumberton, NC
Rusty Bumgardner	1987, 89-90	OT	Kings Mountain, NC
Joe Bunch	1974-75	K	Edenton, NC
Matthew Burdick	1996-99	PK	Winston-Salem, NC
Drew Burgess	1977-78	LB	Winston-Salem, NC
Ronnie Burgess	1981-84	DB	Sumter, SC
Drew Burgess	1977-78	LB	Winston-Salem, NC
Lawrence Burinsky	1944	C	Monroeville, PA
Edgar Burris	1929		Albemarle, NC
Chris Burkholder	1999	TE	Charlotte, NC
Chris Burney	2001-03	RB	Glen Allen, VA
Robert Lee Burns	1889	C	
Richard Burr	1974-75	DB	Winston-Salem, NC
Adam Burrell	1989	DB	Franklin, NC
Fred Burroughs	1926-28	E	Greensboro, NC
Josh Bush	2008-11	DB	Lexington, NC
Ed Butler	1948-50	LE	Winston-Salem, NC
Sam Butler	1956-58	LG	Morganton, NC
Quincy Bryant	2021-22	LB	Liburn, Ga.
Irvin Byrd	1938	HB	Roanoke Rapids, NC
Arkeem Byrd	2017	RB	Savannah, GA
Kevin Byrnes	1971-72	TE	Peru, IL

C

Bob Caesar	1955-56	FB	Philadelphia, PA
Jimmy Caldwell	1998-2000	WR	Winston-Salem, NC
Chris Calhoun	2015-18	DE	Alpharetta, GA
Dan Callahan	2003-06	TE	Montclair, NJ
Richard Cameron	1962-64	LE	Scottsdale, PA
Tyler Cameron	2013	QB	Jupiter, FL
Jim Camp	1942	QB	Clairston, PA
Michael Campanaro	2010-13	FL	Clarksville, MD
Bill Campbell	1933		Fayetteville, NC
Edward Campbell	1972	RB	Rillito, AZ
Glen Campbell	1984	OL	Rochester, NY
Tommy Campbell	1970	RB	Luray, VA
Lucas Caparelli	2007	RB	Fairfax, VA
Mike Capone	1971	FL	Massapequa, NY
Burnie Capps	1941-42	E	Chadbourn, NC
Joe Carazo	1963-65	HB	Palmerston, PA
Bill Carlisle	1961-62	C	Aiken, SC
Andy Carlton	1972-73	QB	Leesburg, FL
Frank Carmines	1985-86	OG	Chesapeake, VA
Cade Carney	2016-19	RB	Advance, NC
Charlie Carpenter	1955-58	QB	Canton, NC
Tehran Carpenter	1998-2000	DB	Amityville, NY
John Carper	1982	DB	Lewisville, NC
Wilbur Carr	1942	B	Mars Hill, NC
C.W. Carrick	1914		High Point, NC
Joe Carroll	1981-82	OL	Timonium, MD
Robert Carroll	1971, 73	OG	Roseland, NJ

LETTERWINNERS

Chris Carrothers	2003	OLB	Albemarle, NC
Caelen Carson	2020-22	DB	Waldorf, MD
Floyd Carter	1936		Asheville, NC
Jason Carter	2003	DB	Evanston, IL
Keith Carter	1973-74	DT	Lancaster, CA
Ken Carter	1976-77	LB	Columbia, SC
Kevin Carter	1982-83	DB	Hampton, VA
Michael Carter	2007	DT	Memphis, TN
Paul C. Carter	1910-13	G	Holly Springs, NC
Richard Carter	1972	S	Harrisburg, PA
Rupert Carter	1915		Wake County, NC
Jerry Cartwright	1973-75	OT	River Grove, IL
Mark Casey	1987-88	WR	New Fairfield, CT
Tim Cashdollar	1998	WR	Grove City, PA
T. Lamar Caudle	1922-24	G	Wadesboro, NC
Larry Causey	1969-71	LB	Greensboro, NC
Adam Centers	2014	PK	Coppell, TX
Al Cernugel	1943	E	
Don Cervi	1975-77	TE	Egg Harbor, NJ
Marvin Chalmers	1998-99	WR	Richmond, VA
David Chambers	1983-86	RB	Statesville, NC
Ralph Champion	1916	HB	Raleigh, NC
Isaiah Chaney	2020	DL	Cartersville, GA
Brandon Chapman	2017-21	TE	Grove City, OH
Steven Chase	2010-13	OT	Frederick, MD
Gardell Chavis	1992, 94-96	FB	Fayetteville, NC
Kenyon Chavis	1994-96	DB	Fayetteville, NC
Steve Check	1974-77	OT	Tarboro, NC
Britt Cherry	2012-14	LB	Apex, NC
Marion Chetty	1932-34	T	Lexington, NC
Alonzo Chisolm	2004	RB	Irmo, SC
Brandon Chubb	2012-15	LB	Marietta, GA
Obi Chukwumah	2000-03	DB	Columbus, OH
Dick Chulada	1970-71	DT	Wilkes-Barre, PA
Billy Churn	1951-53	RH	Dover, NJ
Jack Ciccarelli	1941	E	Shinnston, WV
Ray Cicia	1948-49	LG	Ansonia, CT
Tyson Clabo	2000-03	OT	Knoxville, TN
Jim Clack	1966-68	RT	Rocky Mount, NC
Demond Claiborne	2022	RB	Aylett, VA
Spencer Clapp	2019, 21-22	OL	Gibsonville, NC
Frank Clark	1932-34	C	Pleasantville, NJ
Desmond Clark	1995-98	WR	Lakeland, FL
Harry Clark	1942, 1946	C	Wadesboro, NC
Taris Clark	1995-97	OL	Ellenwood, GA
Walter "Butch" Clark	1938-42	C	Baltimore, MD
William Clark	1994-96	TE	Reidsville, NC
Steven Claude	2016-19	WR	Miami, FL
Bo Claxton	1954-56	G	Dublin, GA
Walter Clayton	1937		Brevard, NC
Joe Clayton	1924-27	E	Brevard, NC
Topper Clemons	1982-85	RB	Cinnaminson, NJ
Scott Clinard	1988-91	TE	Gastonia, NC
Herb Cline	1939-41	E	Chattaroy, WV
Michael Clinkscale	1998-2000	DB	Youngstown, OH
Lee Clymer	1968	FB	Allentown, PA
Tony Coates	1982, 84	N	Chantilly, VA
Will Cobb	2022	LS	Matthews, NC
Coble	1916	G	
John "Red" Cochran	1941-42, 46	TB	Hueytown, AL
Rob Cocke	1990-92	TE	Danville, VA
Ben Cockerham, Jr.	1981	RB	Elkin, NC
Wallace William Cogdill	1931		Canton, NC
George Coghill	1989-92	DB	Fredricksburg, VA
Pete Coker	1951-52	FB	Nocatee, FL
Larry Coker	1959-61	C	Pompano, FL
Steve Colavito	1972-73	FB	Bronx, NY
Matt Colburn II	2015-18	RB	Irmo, SC
Charlie Cole	1941	WB	Carthage, NC
Toby Cole	1984-86	LB	Asheville, NC
Kevin Cole	1991-93	DB	Portsmouth, VA
Ben Coleman	1991-92	OL	South Hill, VA
Earl Coleman	1964-65	LG	Gastonia, NC
Anthony Coles	1990-91	DE	Winston-Salem, NC
John Coles	1951-53	RG	Garwood, NJ
Robert A. Collier	1924	T	Statesville, NC
Jaydon Collins	2022	OL	Greer, SC
Michael Collins	1998-01	OT	Hickory, NC
Mead "Bud" Connelly	1927	FB	Greensboro, NC
Lynn Conner	1982	DB	Galax, VA
David Connors	1969	QB	New London, CT
Al Conover	1958-60	LT	Largo, FL
Andrew Conroy	2008	LB	Charlotte, NC
Nick Consoles	1954-55	QB	Lynn, MA
Jeff Cook	1983-85	LB	Concord, NC
Cook	1889	LE	
Quinton Cooley	2021-22	RB	Bailey, NC
Desmond Cooper	2011	S	Jacksonville, FL
Jackie Copeland	1987	TE	Spindale, NC
Al Copeland	1943	G	
Jim Copley	1941-42	E	Weston, WV

Tom Cornwall	1930-31		Wingate, NC
W.H. Corrie	1936		Crewe, VA
David Couch	1980	WR	Asheboro, NC
Scott Courter	1991-92	DL	Grafton, VA
W.K. Covington	1930	FB	Rockingham, NC
Hubert Coward	1922		
David Cox	1981	DE	Greensboro, NC
Randy Cox	1971-72	OG	Monroe, NC
Wes Cox	1961-62	RT	Memphis, TN
Johnny Coxie	1927-29	HB	New Mexico
Clem Crabtree	1937-38	T	Durham, NC
Jack Crane	2020	K	Sammamish, WA
Dwayne Crayton	1977-80	DT	Brooklyn, NY
Mark Cregar	1974-77	DB	Wheaton, MD
Gage Crews	2006-08	OG	Bainbridge, GA
Ward Cridland	1979	OL	Syracuse, NY
Derek Crocker	1979-80	DB	Miami, FL
Dan Croom	1973	DT	Kinston, NC
Phinehas David Croom	1916-17	HB	Kinston, NC
Matt Crosby	1990-91	C	Decatur, GA
Brendan Cross	2010-12	QB	Alpharetta, GA
Claude Croston	1954-55	E	Haverhill, MA
Austin Crowder	1992-95	LS	Lucas, TX
Ron Crudup	1892	QB	
Ron Crume	1983	WR	Florence, KY
Jared Crump	2013-14	WR	St. John's, FL
Carlos Cunningham	1979-82	RB	Kannapolis, NC
Aubrey Currie	1956-58	LE	Laurel Hill, NC
Buster Currin	1941-42		Oxford, NC
Aaron Curry	2005-08	LB	Fayetteville, NC
Carl Curry	1974-76	LB	Hershey, PA
Marlon Curtis	1998-99	OT	Waldorf, MD
D			
Jim Dadouris	1978	C	Perth Amboy, NJ
Rick Dadouris	1977-79	LB	Perth Amboy, NJ
Wheeler Dale	1934-37		Morgantown, NC
Jim Dalrymple	1956-58	LH	Phillipsburg, NJ
Ken Daly	1977-78	QB	Cherry Hill, NJ
Zach Dancel	2015	S	Ellicott City, MD
Daniel	1924	E	
Dameon Daniel	1995-98	DB	Ellenboro, NC
Raleigh "Hobo" Daniel	1935-36		Weldon, NC
R.T. Daniel	1892	HB	
Dick Daniels	1954-56	HB	S. Portland, ME
W.E. Daniels	1924		Charlotte, NC
Harwood Davenport	1933-34		Kinston, NC
Anthony Davis	2005-08	DE	Columbia, SC
Chris Davis	2002-05	WR	St. Petersburg, FL
Coby Davis	2017, 2019-21-22	DB	Upper Marlboro, MD
Deonte Davis	2013	DB	Snellville, GA
Dickie Davis	1949-51	QB	Wilson, NC
Don Davis	1963-65	HB	New Bern, NC
Fabian Davis	1999-02	WR	Greenville, SC
Jaheen Davis	2021-22	DL	Snellville, Ga.
Jewuan Davis	2000	RB	Danbury, CT
Neville Davis	1972	DE	Elizabeth, NJ
Ralph Davis	1931, 34	G	Rome, GA
Terence Davis	2010-12	WR	Liburn, GA
Thabiti Davis	1994-97	WR	Charlotte, NC
Tim Davis	1975-78	OG	Kannapolis, NC
Dave Dawson	1948-49	C	Rocky Mount, NC
Grant Dawson	2014-17	LB	Winston-Salem, NC
Drew Dayton	2000-02	DB	Spruce Pine, NC
Tom Deacon	1968	LHB	Ottawa, Canada
Mike DeAngelis	1932-33	G	Atlantic City, NJ
Graham Denton	1927-29	G	Raleigh, NC
Jay Deaver	1985-88	OG	Charlotte, NC
Ron DeBenedetti	1972-73	RB	Schenectady, NY
Rick Decker	1965-67	SE	Atlanta, GA
Sammy Decker	1963	HB	Valdese, NC
Jammie Deese	1996-99	WR	Laurinburg, NC
Chris DeGeare	2005-07, 09	OG	Kernersville, NC
DeAndre' Delaney	2018-19	WR	Morristown, TN
Danny Demby	2009-11	RB	Ahoskie, NC
Nick Demetriou	1944	HB	Baltimore, MD
Phil Denfield	1979-82	TE	Annandale, VA
Matthew Dennis	2022	K	Charlotte, NC
Mark DeOrio	1998	LB	Jacksonville, FL
Patrick Depenbrock	1996-97	LB	Arlington, VA
Dan Dever	1967	LHB	Ottawa, Canada
W.A. Devin	1888		
Kenneth Dicks	2018-21	DB	Suwanee, GA
Al Dickens	1983	QB	Charlotte, NC
Marvin Dickerson	1989-91	FB	Hampton, VA
Dayton Diemel	2016-19	LS	Hudson, WI
Thomas Dillon	2017	DB	Katy, TX
Anthony DiTomo	1946-47	FB	Vineland, NJ
Robert Dixon	1921		Siler City, NC
Todd Dixon	1990-93	SE	Billerica, MA
Willie Dixon V	2009-10	RB	Durham, NC

Joe Dobner	1967-69	LG	Melrose Park, IL
Dave Doda	1970-71	SE	Franklin Lakes, NJ
Jack Dolbin	1967-69	IB	Pottsville, PA
Adam Dolder	1994	QB	Alexandria, VA
Bill Donahue	1983	OG	Dunwoody, GA
Tom Donahue	1950-52	C	Altoona, PA
Corey Donald	1989,91	WB	Jacksonville, FL
Steve Donatell	2013-15	OLB	Lone Tree, CO
James Dooney	1935-36		Atlantic City, NJ
Paul "Tanker" Dorsett	1927-28	E	Spencer, NC
Greg Dortch	2017-18	WR	Richmond, VA
Tristan Dorty	2008-11	DE	Woodleaf, NC
Bill Dougherty	1942	E	New Brunswick, NJ
Dan Dougherty	1980-83	RB	Philadelphia, PA
Dowd	1910	QB	Charlotte, NC
William C. Dowd	1888		Charlotte, NC
Harry Dowda	1946-48	RH	Hickory, NC
John Dowdell	1976	WR	Tulsa, OK
Clyde Dowdy	1940		
Jim "Flash" Dowdy	1939	HB	Richmond, VA
Jim Doyle	1943	E	
Allen Draughon	1944		Warsaw, NC
Will Drawdy	2019-20	RB	Easley, SC
Kyle Driscoll	2017	QB	Garden City, NY
James DuBose	1987-89	DE	Greensboro, NC
Kenny Duckett	1978-81	WR	Winston-Salem, NC
"Dusty" Dudley	2013-32		
William Dull	1944	G	Connellsville, PA
Adrian Duncan	1998-01	DB	Dayton, OH
Jim Duncan	1946-49	LE	Reidsville, NC
Lewis Duncan	1963	RG	Haw River, NC
Joe Duncavage	1939-41	QB	Tamaqua, PA
Bryson Dunmeyer	2009-11	DL	Charlotte, NC
Surry Dunn	1911	G	
Wendell Dunn	2014-17	DE	Miami, FL
Joe Dupree	1953-55	C	Smithfield, NC
John Dupree	1927, 29-30	G	Freeport, TX
Jim Dumser	1975-77	DL	Cherry Hill, NJ
E			
Pierre Easley	2003-06	LB	Stone Mountain, GA
Paul Eberle	1978-80	LB	Ridley Park, IL
John Eck	1981	RB	Chicago, IL
Terry "Tex" Edens	1934-35	HB	Marshall, TX
Johnny Edwards	2004-06	CB	Fayetteville, GA
Marshall Edwards	1938-40	FB	Spray, NC
Robert Edwards	1929-31	E	
Walter Edwards	1930	C	Lumberton, NC
Farrell Egge	1961-62	LG	Montgomery, AL
Joey Ehrmann	2009-12	LB	Baltimore, MD
Duke Eijfford	2014-17	DE	Houston, TX
Mike Elkins	1985-88	QB	Greensboro, NC
Greg Eller	1982	DE	Wilkesboro, NC
Frank Ellerbe	1923-24	T	
J.Y. Ellington	1923-25	QB	Smithfield, NC
Derricus Ellis	2009-12	DE	Rome, GA
Gavin Ellis	2022	TE	Hampstead, NC
Justice Ellison	2020-22	RB	Ashburn, VA
CJ Elmonus	2021-22	OL	Fairview, NC
Tom Elrod	1996	QB	Winter Park, FL
Fred "Cowboy" Emmerson	1924-26	C	Fort Scott, KS
Ben Emert	2011-13	FB	Ball Ground, GA
Ken Erickson	1966, 68-69	QB	Park Forest, IL
Urban Ericksson	1976	K	Koping, Sweden
George Ervin	1976-79	DB	Darlington, SC
Isaiah Essissima	2019-20	DB	Houston, TX
Marlon Estes	1992-93, 95	SE	Raleigh, NC
Bill Eutsler	1937-39	HB	Whiteville, NC
Roy Evans	1936-37	G	Milltown, NJ
Solomon Everett	1974-76	QB	Fayetteville, NC
F			
Bill Faircloth	1961-63	LG	Clinton, NC
Wilbert Faircloth	1962-63	RE	Clinton, NC
Robert Fatzinger	1994-97	DE	Northampton, PA
Henry Faucette	1910	E	Raleigh, NC
William Faucette	1911	HB	
Turner Faulk	2010-11	QB	Winston-Salem, NC
Vic Faulkenberg	1932	T	
Tom Fehring	1973-75	TE	Suffern, NY
Logan Feimster	2011-13	LS	Statesville, NC
Bob Feniello	1944	HB	Connellsville, PA
Dan Ferezan	1960	OT	Aliquippa, PA
Rod Ferguson	1986-89	OT	Nathalie, VA
David 'Jo Jo' Ferraro	1978-80	DT	Raleigh, NC
Mike Ferraro	1981, 83	DT	Raleigh, NC
Idyl Ferree	1913		Randolph County, NC
Ken Ferrell	1958	FB	Durham, NC
Tom Fetzer	1944-48	RH	Reidsville, NC
John Finklea	2002-04	DE	Wheaton, MD
Bill Finance	1950-52	LG	Meriden, CT

LETTERWINNERS

Kevin Firquin	1973-75	C	Louisville, KY
Ernie Fitzgibbons	1953-54	T	Terrace, PA
Bob Fitzhugh	1936		Fort Bragg, NC
Larry Fleisher	1959	RG	Winnipeg, Canada
Steve Fleming	1987-88	OT	Clintwood, VA
Jeff Flowe	1994, 96-98	OL	Charlotte, NC
Desmond Floyd	2012-14	DE	Jonesville, SC
John H. Floyd	1918-20		Kings Mountain, NC
Roger Foltz	1987	OL	Princeton, KS
Christian Forbes	2022	OL	Plainsboro, NJ
Antonio Ford	2011-14	OL	Pahokee, FL
Cameron Ford	2008-11	TE	Anderson, SC
Darren Ford	2018	PK	Howell, MI
Dick Foreman	1942-44	C	Albemarle, NC
W.T. Foreman	1916-17		Stanly County, NC
Robert Forney	1931-32		Lawndale, NC
Miles Fox	2020-21	DL	Lawrenceville, GA
Darrell France	1990-91	TB	Ararat, VA
Mark Francis	1996	PK	Williamsburg, VA
Royce Francis	2019-21	DL	Acworth, GA
Carmen Frangiosa	1974-77	NG	Norristown, PA
Tommy Frank	1953-55	T	Newport News, VA
B. J. Franklin	1993	WR	Boca Raton, FL
Louis Frazier	2004-07	OT	Clearwater, FL
Bob Frederick	1951-54	LH	Goldsboro, NC
Donnie Frederick	1960-62	HB	Goldsboro, NC
Lowell Freedlund	1967-68	RT	Rockton, IL
Ben Freeman	1980	OL	Marion, NC
Jack Freudenthal	2016-19	TE	Glen Allen, VA
Alex Frye	2007, 09-10	S	Fayetteville, NC
R.C. Frye	1892	C	
W.O. Fry	1892	C	
Dave Fuller	1936-37	HB	Wake Forest, NC
Dan Fulton	1975-76	OT	Blacksburg, SC
Fitzhugh Lee Fulton	1918-21		Wilmington, NC
Frank Fussell	1970-71	DB	Burgaw, NC
Winston Futch	1958-61	RH	Wilmington, NC

G			
Clark Gaines	1974-75	RB	Elberton, GA
John Gallagher	2010	DT	Ponte Vedra Beach, FL
Tony Gallovich	1938-40	HB	Vandergrift, PA
Bob Gaona	1950-52	LT	Ambridge, PA
Tony Garbarczyk	1984-85	OLB	Hauppauge, NY
Jonathan Garcia	2011-14	TE	Cape Coral, FL
Paul Gardner	1978, 1981	OL	Huguenot, NY
Rick Gardner	1992-95	DL	Greensboro, NC
Chelen Garges	2021-22	DB	Waldorf, MD
Ken Garrett	1970-72	RB	Fayetteville, NC
Charles "Buck" Garrison	1943-44	G	Morganton, NC
Don Garrison	1952-54	LT	Reidsville, NC
Jim Garry	1945, 47-49	LG	Gastonville, PA
Jordan Garside	2011-2014	FB	Jacksonville, FL
Kito Gary	1997-99	RB	Miami, FL
Grady Gaschler	1988	DB	Plainville, KS
Chris Gaskell	1995-97	OL	Hampton, VA
Reed Gaskin	1943		Albemarle, NC
"Ecce" Gattis	1911	T	
Josh Gattis	2003-06	FS	Durham, NC
Devin Gauden	2015	CB	Miramar, FL
Tom Gavin	1967-69	LHB	Fayetteville, NC
Bill Gebert	1970	QB	Pennsburg, PA
Pat Geer	1939-41	E	Baltimore, MD
Sid Geibel	1972	DT	Chicora, PA
Rich Geiger	1974	DL	Philadelphia, PA
Bill George	1948-51	LT	Morrisville, PA
Chick George	1966-68	OLB	Brunswick, GA
Ed George	1968-69	DT	Lynchburg, VA
Marshall George	1939-40	T	Sewickley, PA
Sonny George	1951-53	QB	Brunswick, GA
Gary German	1970-72	C	Kettering, OH
Brandon Ghee	2007-09	CB	Fayetteville, NC
Patrick Ghee	2003-06	SS	Kingsport, TN
Terry Giblin	1974-76	LB	Salt Lake City, UT
Dominique Gibson	2013	RB	Belle Glade, FL
Willie Gibson	1925-28	FB	Wagram, NC
Jacobi Gilbert	2022	DB	Atlanta, GA
Kevin Giles	1991-94	LB	Hampton, VA
Jharrison Gillespie	2010-12	SE	Durham, NC
Nate Gilliam	2016-19	OL	Knoxville, TN
Chris Givens	2009-11	WR	Wylie, TX
Carl Givler	1939-41	G	Allentown, PA
Jeff Gjerdie	1980	C	Aurora, IL
Felix Glasco	1972-73	DB	Las Vegas, NV
Forrest Glass	1935-37	E	Hopewell, VA
Cameron Glenn	2015-18	S	Stone Mountain, GA
Dennis Godfrey	2008-11	OT	Sanford, NC
Ralph Godic	1987-89	LB	Eastlake, OH
Milky Gold	1932-34	QB	
Doug Goliightly	1963-65	LH	Morganton, NC
Keegan Good	2019-20	DB	Pinehurst, NC

Bernard Gooden	2022	DL	Montgomery, AL
Richard Goodpasture	1991-94	DB	Roanoke, VA
Hunter Goodwin	2012-14	OT	Baltimore, MD
DeVonte Gordon	2020-21	OL	Washington, DC
Zach Gordon	2013	TE	Carrollton, GA
Tucker Grace	1992-95	LB	Kings Park, NY
Harold Gragg	1993-96	DE	Black Mountain, NC
Kevin Graham	1987	TE	Wantagh, NY
Mack Grandy	1945-46	RH	Laurinburg, NC
Fred Grant	1943	B	
Gordon Grant	1929-32	T	Wilmington, NC
Robert Grant	1965-67	LT	Jacksonville, NC
Ken Grantham	1983-85	DB	Goldsboro, NC
Malik Grate	2018	DB	Pendleton, SC
Maurice Gravely	1991-94	DB	Norton, VA
Murray Greason	1922-25	HB	Wake Forest, NC
Vince Greco	1972-73	C	Derby, CT
Robert Byard Green	1910-12		Rutherford Cty, NC
Green	1910	G	Winston-Salem, NC
BF Green	1934-35		Lexington, NC
Carl Green	1923	G	
Eddie Green	1979-82	DB	Greensboro, NC
Jason Green	2010-11	DB	White Plains, NY
Mike Green	1990-93	PK/P	Greensboro, NC
Sam Green	1962	RH	Roxboro, NC
William A. "Bill" Green	1930-32	E	Pleasantville, NJ
A.J. Greene	1985-88	DB	Hendersonville, NC
Donavon Greene	2019-20, 22	WR	Mount Airy, NC
Nasir Greer	2018-21	DB	Rex, GA
Tommy Gregg	1981-82, 84	WR	Winston-Salem, NC
Jim Gregory	1973	RB	Atlanta, GA
Rich Gregory	1972-74	DL	Stamford, CT
Ray Gregson	1929-30	E	Sanford, NC
Bill Gregus	1948-49	RH	Toledo, OH
Stacie Gresham	1994	TB	Newport News, VA
Major Griffey	1993-96	DB	Norton, VA
Bert Griffin	1932, 33		Charlotte, NC
Jeff Griffin	2006-09	OT	Jacksonville, FL
Mitch Griffith	2022	QB	Ashburn, VA
Ken Griffith	1972-73	RB	Bradenton, FL
John Grimes	1962-64	SE	Cooleemee, NC
Wesley Grimes	2022	WR	Raleigh, NC
Ronnie Grinton	1983, 86	RB	Boonville, NC
Thomas Grippo	2021	OL	Kinnelton, NJ
Nolan Groulx	2020	WR	Cornelius, NC
Sherron Gudger	1992-94	TB	Temple Hills, MD
Abdul Guice	1996-99	LB	Rockledge, FL
Matt Guine	2021-22	OL	Wilton, CT
Terry Gwinn	1949-51	RH	Dunn, NC
H			
Thurman Hackney	1925-28		Greensboro, NC
Carl Haggard	1947	RH	Norfolk, VA
Tim Hailstock	1991-93	DB	Danville, VA
Malcolm Hairston	1981-84	LB	Bassett, VA
Steve Hale	2002-04	P	Eden, NC
Jim Hall	1955	T	Washington, D.C.
Randy Halsall	1972-73	OT	Toronto, Canada
Lloyd Halvorson	1966-68	LT	McClean, VA
Larry Hambrick	1967-68	LG	Bluefield, WV
Hank Hames	1967	LT	Marietta, GA
Mike Hamlar	2001-03	LB	Roanoke, VA
Steve Hammond	1978, 80-82	LB	North Bellmore, NY
Ken Hemphill	1967-68	C	Thomasville, NC
Charlie Hamrick	1928-29	L	Moorestown, NC
Earl Hansell	1933		Thomasville, NC
Bernie Hanula	1946-47	E	Vineland, NJ
Joe Happe	1977	C	Jenkintown, PA
Slade Hardee	1932-33	E	Winston-Salem, NC
Tyriq Hardimon	2018-21	DB	Marietta, GA
John Hardin	1971-73	LB	Honolulu, HI
Frank Harding	1944	QB	Canton, NC
Robert Hargette	1927-28	Wingate, NC	
James Hargrove	1972	DB	Rocky Mount, NC
Jimmy Hargrove	1977	RB	Smithfield, NC
Frank Harnisch	1977, 79	WR	Korland Park, IL
Andy Harper	1964-66	LH	Hialeah, FL
John Harrington	1975	WR	Philadelphia, PA
Bill Harris	1944	E	Warrior, AL
Brendan Harris	2022	DB	Chattanooga, TN
David Harris	1943-46	RE	Statesville, NC
Greg Harris	1985-86	OL	Norfolk, VA
James Harris	1984-86	QB	Danville, VA
Jim Harris	1943-44	G	Winston-Salem, NC
John Harris	1972-73, 75	DB	Charlotte, NC
Josh D. Harris	2010-13	TB	Duncanville, TX
Josh T. Harris	2013-16	OL	Milton, GA
Kevin Harris	2006-09	RB	Sanford, FL
Lawrence Harris	1922-24, 1927	G	Wake Forest, NC
Morgan Harris	2009-11	DB	Cary, NC
Phil Harris	1941	C	Candor, NC

Trevor Harris	2001, 03	RB	St. Petersburg, FL
Tyler Harris	2012-15	DT	Baton Rouge, LA
Tyree Harris	2013	WR	Marietta, GA
William Albert Harris	1914-16	E	Cherokee County, SC
LaDwaun Harrison	1993-96	TB	Durham, NC
Frank Harsh	1972-75	RB	Blairsville, PA
Gleen Hart	1989, 91-93	DE	Tarboro, NC
Sam Hartman	2018-22	QB	Cornelius, NC
Matt Hartford	2009	WR	New Kensington, PA
Bill Harvey	1944	E	Nanticoke, PA
G.N. Harward	1910		Chatham County, NC
Harwood	1910	G	Apex, NC
J.T. Hasty	1933-34		Charlotte, NC
Jim Hatch	1982-83	RB	Annandale, VA
Clyde Hatcher	1933-34		Charlotte, NC
Werner Hauer	1963	LT	Hamilton, OH
Mack Haupt	1977-79	DE	Cary, NC
Ken Hauswald	1965-66	QB	Clark, NJ
Dexter Hawkins	1979-80, 82-83	WR	Atlanta, GA
Frank Hawkins	1969	LB	Willingboro, NJ
Hunter Haynes	2007-10	LB	Ponte Vedra Beach, FL
Philip Haynes	2015-18	OL	Raleigh, NC
Riley Haynes	2009-12	LB	Ponte Vedra Beach, FL
Ty Hayworth	2013-16	OL	Kingsport, TN
Dylan Hazen	2021-22	LB	The Woodlands, TX
Hasan Hazime	2012	DT	Pickering, Ontario
Win Headley	1968-70	DT	Westport, CT
Clayton Heath	1972-73	RB	Roosevelt, NY
Connor Hebbeler	2019	TE	Franklin Lakes, NJ
Andy Heck	1965-66	FB	North Bergen, NJ
George Heckman	1921	HB	Carlyle, PA
Chad Hedlund	2012-14	PK	Argyle, TX
Bob Heffelfinger	1941	G	Martins Ferry, OH
Gary Hegh	1974	DB	Philadelphia, PA
Cory Helms	2013-14	C	Alpha Ridge, GA
Jonathan Helms	2001	OG	Roanoke, VA
Bob Hely	1975-77	QB-K	Ft. Lauderdale, FL
Lew Henderson	1972-75	OT	Clinton, SC
Amari Henderson	2016-19	CB	Charlotte, NC
Doug Henley	1975	P-WR	Rocky Mount, NC
Blake Henry	2000-02	OT	Towson, MD
Ken "Butch" Henry	1965-67	WE	Greensboro, NC
Don Hensley	1965-67	LG	Winston-Salem, NC
Jackson Hensley	2021-22	WR	Pikeville, KY
Dan Herring	1957-58	RE	Rocky Mount, NC
John Herrlein	1951-54	LH	Arlington, VA
Dave Herrman	1987-89	FB	Pittsburgh, PA
Justin Herron	2015-17, 2019	OL	Silver Spring, MD
Dick Hessler	1966-67	LG	Fort Lauderdale, FL
Marc Hester	1977-79	LB	Thomasville, NC
Dave Hettinger	1975-77	OT	Norridge, IL
Stuart Hughes	1972-73	DT	Williamsburg, VA
Melgum Hicks	1930-32		Roxboro, NC
Toby Hicks	1928-30	E	Mt. Holly, NC
Highsmith	1910	E	Fayetteville, NC
Harold Hileman	1944	QB	Connellsville, PA
Casey Hill	2008	WR	Memphis, TN
T.B. Hill	1892	G	
Bruce Hillenbrand	1951-53	LH	Arlington, VA
Dean Hillenbrand	1955-56	HB	Arlington, VA
Joe Hinerman	1941	WB	Richmond, VA
Barry Hines	1956-57	LE	Charleston, WV
Tabari Hines	2015-17	WR	Florence, SC
Kendall Hinton	2015, 2017-19	QB/WR	Durham, NC
Don Hipps	1942, 45-47	QB	Canton, NC
Willie "Firro" Hipps	1929-31	QB	
Cameron Hite	2021-22	TE	Greenville, TN
Michael Hoag	2008-11	OL	Knoxville, TN
Clifton Hobbs	1943-44	T	Hopewell, VA
Joseph Dewey Hobbs	1943-46	T	Wilmington, NC
Jim Hobbs	1965	WE	Harrisburg, PA
Brett Hodges	2006-08	QB	Winter Springs, FL
Mike Hodgson	1980-83	DE	Massillon, OH
Ed Hoey	1947-48	E	Clairston, VA
Rodney Hogue	1987-89	LB	Evington, PA
Jones Holcomb	1993-95	LB	Elkin, NC
Bruce Holding	1911	T	Wake Forest, NC
Royal Holding	1910	E	Wake County, NC
William Holding	1911, 14-15	E	Palm Beach Gardens, FL
Mark Hollenbeck	1996	DT	Scotland Neck, NC
Donald Holliday	1926-27		Kings Mountain, NC
Aubrey Hollifield	1988-91	DL	Kings Mountain, NC
Tony Hollis	1988-91	DB	Kannapolis, NC
Will Hollis	2005-06	WR	Jonesboro, AR
Todd Hollowell	1998-99	OT	Chesapeake, VA
Bill Hollows	1993-95	P/PPK	New Bern, NC
Edwin Holman	1920-21		Wilkesboro, NC
Gavin Holmes	2020-22	DB	New Orleans, LA
Holt	1889	LG	
Phil Holt	1971	RB	Hazel Crest, IL
Rory Holt	1983-84, 86	WR	Lexington, NC

LETTERWINNERS

Seaton Holt	1926	E	Durham, NC	Buck Jones	1941-42	G	Buffalo, NY	Mark Lancaster	1977-79	DB	Springfield, VA
Bill Holthouser	1971-72	OG	Elkin, NC	Chase Jones	2019-22	LB	Warren, NJ	Jax Landfried	1999-02	WR	Pt. Pleasant Beach, NJ
Larry Q. Holton	1932-34	QB	Winston-Salem, NC	Clyde Jones	1922-24	G	Shelby, NC	Todd Landis	1981-83	OLB	Clarendon Hill, IL
Walter Holton	1933-34			Craig Jones	2002-03	C	Garland, TX	Chris Langley	2009-10	WR	Suwanee, GA
Honigman	1928			Jeromy Jones	2004	DT	Marietta, GA	Hank Langston	1915-16	E	
Brodie Hood	1922-25	L	Goldsboro, NC	Jonathan Jones	2007-09	LB	Madisonville, TN	Jimmy Lanier	1958-60	C	Warsaw, NC
Fred Hood	1933-35	G		Kelvin Jones	1995, 97-99	DE	Winston-Salem, NC	Rusty LaRue	1992-95	QB	Oak Ridge, NC
Henry Hood	1932		Dunn, NC	Kevis Jones	2013	OLB	Oakland Park, FL	Ronald Lassiter	1988, 90	DL	Williamsburg, VA
George Hooks	1933-35	T		Skylar Jones	2009-10	WR	Middletown, OH	Jalen Latter	2013-15	DB	Charlotte, NC
Mike Hooten	1986-88	DE	Kinston, NC	Tom Jones	1967-69	RG	Decatur, GA	Digit Laughridge	1966-68	LHB	Rocky Mount, NC
Bill Hopkins	1962-64	RG	Lancaster, PA	Waydale Jones	2018	WR	Beville, TX	Mike LaVallee	1975	WR	Glen Ellyn, IL
Bruce Hopkins	1975-78	DT	Chicago, IL	W.H. Jones	1892	E		Pat Lavin	1973	OG	Park Forest, IL
Gerald Hopkins	1974-75	LB	Glendora, CA	Jon Jordan	2000	WR	West Jefferson, NC	Edgar Allen Lawhorn	1931-33	FB	Carthage, NC
Larry Hopkins	1970-71	FB	Panama City, FL	Larry Jordan	1990-91	DB	Dumfries, VA	Melvin Layton	1938-40	HB	Edenton, NC
Marquis Hopkins	1998-01	LB	Fayetteville, NC	Walter Edward Jordan	1916-17	E	Winston-Salem, NC	John Leach	1990-93	TB	Garner, NC
Pete Horchak	1939-41	FB	Johnstown, PA	Goran Jovanovic	2019	OL	Ashburn, VA	C.J. Leak	1999	QB	Charlotte, NC
Jim Horn	1955-57	RG	Shelby, NC	Joyner	1911	E		Buz Leavitt	1967-69	IB	Weston, CT
Spencer Horne	1974	DB	Modesto, CA	Aljamot Joyner	1994-97	DT	Waverly, VA	Roy Leford	1956-58	RH	Shelby, NC
Seth Houk	2000-01	OL	Valley Center, KS	Alan Julian	1977	DB	Jacksonville, FL	Wesley Leford	1952-53	RE	Raleigh, NC
Eldridge "P.J." Howard IV	2012-15	WR	Portsmouth, VA	Ron Jurewicz	1967-69	FB	Milwaukee, WI	David Lee	1953-56	E	Albany, NY
Jack Howard	1892			Michael Jurgens	2019-22	OL	Damascus, MD	Marquel Lee	2013-16	LB	Pomfret, MD
Howell	1889	HB		John Jurkovec	1963	DG	Pittsburgh, PA	Bill Leeder	1993-96	OL	Belmont, MI
J. Ernest "Nasty" Howell	1915		Rockingham, NC	Budford Justice	1892			Leo Leitner	1981-82	QB	Rockville, MD
Vernon Howell	1889-91	HB	Smithfield, NC	Chris Justice	1999-01	DB	Greensboro, NC	Alton Lennon	1927-28	C	Wilmington, NC
Fred Hoyle	1936-37		Zebulon, NC	Steve Justice	2004-07	C	Port Orange, FL	Ron Lennon	1972-73	OG	Lynn, MA
Wilson Hoyle	1986-89	PK	Henderson, NC	K				Devere Lentz	1924	G	Wake Forest, NC
Jaylen Hudson	2020-22	LB	Fayetteville, NC	Ron Kadon	1962-63	LG	River Forest, IL	Mack Leonard	1944	FB	Morganton, NC
Bill Hull	1959-61	LE	Tarboro, NC	Sulaiman Kamara	2017-21	DT	Richmond, VA	Edward Leonczyk	1944	QB	Nanticoke, PA
Robert Humber	1916-18	E	Greenville, NC	Morgan Kane	1996-99	RB	Ottawa, Ontario	Bob Leonetti	1946-47	G	Mt. Carmel, PA
Huntington	1929	E		Frank Kapriva	1939-41	G	Johnstown, PA	Sam Levine	1928-30	G	
Howard W. Huntley	1910-11	FB	Charlotte, NC	Frank Karmazin	1941	G	Irwin, PA	Shelldon Lewinson	2013-16	DE	Seffner, FL
Red Hurth	1934			Ed Kargbo-Okorogie	1998-01	LB	Stafford, TX	Cortez Lewis	2015-17	WR	Demopolis, AL
Steve Hurtt	1933-36		New Bern, NC	Terry Karl	1973	RB	Sparta, NJ	Herman Lewis	1994-97	RB	Columbus, GA
Paul Wilson Hutchins	1928-30		Lexington, NC	Matthew Karleskint	1923-24	FB	Fort Scott, KS	Hughie Lewis	1956-58	LG	Warsaw, NC
Paul Hutchins	1930-31	QB	Morganton, NC	Ed Karpus	1948-49	FB	Stratford, CT	Jack Lewis	1950-52	RE	Birmingham, AL
Gerald Huth	1953-54	G	Floyd Knobs, IN	Kyle Kearns	2016	QB	San Ramon, CA	John Lewis	1993, 95-96	TB	Elizabethtown, NC
Rob Hyman	1995	DL	Franklin Lakes, NJ	Ken Keesee	1985	OL	Roanoke, VA	Leon Lewis	1957-58	RE	Gastonia, NC
I				Zion Keith	2019-21	DB	Florence, SC	James Lik	1996-99	TE	New Hyde Park, NY
Willie Idlette	2003-06	WR	Chattanooga, TN	Keitzel	1924	L		Henry Liles	1933		Goldsboro, NC
Brad Idzik	2012-13	WR	Mercer Island, WA	Dick Kelly	1944	C	Hastings, FL	David Lindsay	1970	DB	Fairfield, CT
Doug Iling	1984-85	PK	Summerville, SC	Mike Kelly	1963-65	RH	Kingsport, TN	Robbie Lingerfelt	1988-90	OT	Hickory, NC
Larry Ingram	1978-80	DB	Winston-Salem, NC	Richard Kelly	1945-46	C	Hastings, FL	Blake Lingruen	2001-04	C	Liberty Center, OH
Dylan Intemann	2012-15	OT	Wake Forest, NC	Shawn Kelly	1984	LB	Bethesda, MD	Bill Link	1950-52	LG	Lenoir, NC
Gabe Irby	2010-12	OL	Habersham, GA	Jim Kemp	1992-93	QB	Bethesda, MD	Ed Listopad	1949-51	RT	Baltimore, MD
Bob Irwin	1958, 61-62	LG	Paden City, WV	Demetrius Kemp	2015-18	LB	Demopolis, AL	Steve Litaker	1980-83	LB	Kannapolis, NC
Fred Isaacs	1943	E		Joe Kenn	1987-88	OG	Inwood, NY	Lowell "Rocky" Littleton	1953-55	T	Ashland, NJ
Elliot Ivey	2000, 02	DB	Cazenovia, NY	Jim "JK" Kennedy	1979-80	TE	Mt. Prospect, IL	Doug Livengood	1943-44	E	Winston-Salem, NC
J				Mitchell Kennedy	1990-93	FB	Spartanburg, SC	Jim Lloyd	1975-76	DE	Winston-Salem, NC
Julian Jackson	2014-16	LB	Dothan, AL	Kerley	1936		Sevierville, TN	Michael Lockett	2007-09	DE	Tyrone, GA
Bob Jackson	1944	E	Lafayette, AL	Michael Kern	2020	QB	Orlando, FL	Tom Lockridge	1973-74	DB	Pasadena, CA
Danny Jackson	1992	DL	Greenville, SC	"Tiny" Kessler	1930-32	G		Archie Logan	1970-71	DE	Reidsville, NC
Donnie Jackson	1978-79	DB	Bluefield, WV	Alex Kinal	2012-15	PK	Adelaide, So. Australia	Gregg Long	1990-91	QB	Gibsonia, PA
Justin Jackson	2010-13	LB	Rockingham, NC	Eric King	2001-04	CB	Woodstock, MD	Patrick Long	2014	QB	Lawrenceville, NJ
Lovell Jackson	2009-12	WR	Tampa, FL	Landon King	1979-81	QB	Lexington, KY	James Looney	2013	DT	Lake Worth, FL
Lynwood Jackson	1936			Luther King	1948-50	FB	Durham, NC	Joe Looney	2008-11	OG	Lake Worth, FL
Perry Yates Jackson	1918		Wake Forest, NC	Tyler King	2010	DE	Mount Gilead, NC	Tracy Lounsbury	1969-71	K	Winston-Salem, NC
Sid Jackson	1977-78	DT	Lorton, VA	George Kinney	1992-94	WB	Winston-Salem, NC	Bruce Lovato	1974	WR	Salt Lake City, UT
Tyler Jackson	2011-12	RB	Parker, CO	Albert Kirby	1978-79	FB	Clinton, NC	Rhamen Love-Lane	1999-00	TE	Advance, NC
Ernie Jakubovic	1971	DB	West Mifflin, PA	Glen Kerley	1936-37		Sevierville, TN	Carl Lowe	1972	FL	North Little Rock, AR
Matt James	2011-14	WR	Raleigh, NC	Paul Kiser	1983-86	OG	Connelly Springs, NC	David Lowe	1990-91, 93	OL	Abingdon, VA
Ralph James	1925-27	QB	Asheville, NC	Marcus Kisner	1999	OG	Gastonia, NC	Delon Lowe	2004, 07	WR	Fayetteville, NC
Ryan Janvion	2013-16	S	Pembroke Pines, FL	Ed Kissell	1950-51	QB	Nashua, NH	Duran Lowe	2010-12	SE	Plant City, FL
Kyle Jarrett	2009-11	LB	Winston-Salem, NC	Walter Kitchin	1934-36	QB	Wake Forest, NC	Sonny Lowe	1990	OL	Washington, D.C.
David Jarvis	1986-88	TE	Welcome, NC	Syd Kitson	1977-79	DT	New Providence, NJ	Bo Loy	1995	OL	Burlington, NC
Nick Jarvis	2004-07	LS	Lexington, NC	Tom Kleinlein	1989-92	OL	Inwood, NY	Nick Luedeke	2015-16	TE	Holly Springs, NC
Jesse Jayne	1944	HB	Asheville, NC	Tim Klugh	1989	LS	Coraopolis, PA	Dustin Lyman	1996-99	LB	Boulder, CO
Spencer Jenkins	1987-88	WR	Alexandria, VA	Dan Knight	1944	G	Norfolk, VA	M			
John Jett	1938-40	E	West Union, WV	Don Kobos	1967-69	S	Salem, MA	Charles Mabry	1944	FB	Albemarle, NC
Cedric Jiles	2017	CB	Clinton, MS	Joe Koch	1950-52	QB-FB	Jersey City, NJ	Jim Mach	1973-76	RB	Louisville, KY
Jacorey Johns	2019-22	DL	Cartersville, GA	Mike Koch	1998-2000	LB	Medford, NJ	Daniel Mack	2010-12	SE	Miami, FL
Travis Johns	1992-93	WR	Elizabethton, TN	Steve Komondorea	1971-72	DT	Chicago, IL	Doug Mackie	1973	QB	Naperville, IL
Johnson	1924	G		Chuck Kraft	1978-79	OG	Philadelphia, PA	John Mackovic	1962-64	QB	Barberton, OH
Allen "Ronchie" Johnson	1977-79	TB	Lothian, MD	John Kronforst	1974	RB	Mt. Prospect, IL	Neil MacLean	1957-59	FB	Lumberville, PA
Bill Johnson	1936		Chalybeate Springs, NC	Joe Kuchinski	1937-39	FB	Boston, MA	James MacPherson	1999-02	QB	Tucson, AZ
Brian Johnson	1987-89	FB	Bensalem, PA	Terry Kuharchek	1968-70	DB	Tire Hill, PA	Dom Maggio	2016-19	P	Monkton, MD
Chris Johnson	2001	LS	Raeeford, NC	Brian Kulkick	1994, 96-98	QB	Hatboro, PA	Sean Maginn	2019-22	OL	Suwanee, GA
DaShawn Jones	2022	DB	Baltimore, MD	Ted Kunkel	1939-40	T	Baltimore, MD	Mike Magnot	1968-70	DT	Peckville, PA
David Johnson	1936		St. Pauls, NC	Cornelius Kuykendall	1925-27	QB	Biltmore, NC	Kerry Major	2005-07	CB	Toccoa, GA
Donald Johnson	1981-84	DB	Greenville, NC	L				Mark Makovec	1995-98	LB	Nesquehoning, PA
Gary Johnson	1970-72	RB	Shiocton, WI	Joe LaBarbera	2011-12	S	Danville, CA	Lee Malchow	2007-10	LB	Augusta, GA
George Johnson	1955-57	G	Wilmington, NC	David LaCrosse	1974-76	DT	Philadelphia, PA	Harold Malloy	1931-33	E	Chicago, IL
Jimmy Johnson	1966-68	FB	Lynchburg, VA	Eddie Ladd	1957-58	RT	Durham, NC	Mickey Manfredi	2004	S	Clemmons, NC
Kevin Johnson	2010, 2012-14	CB	Clarksville, MD	Jack Ladner	1954-56	E	Brentwood, PA	Tony Mangiaracina	1970-72	OG	Bristol, PA
Tim Johnson	1992-93	DB	Hampton, VA	Randy Ladutko	1976	C	Mahwah, NJ	Ray Manier	1939-41	HB	Hopewell, VA
William Johnston	1936		Wake Forest, NC	James (Bud) Lail	1946-48	LHB	Hickory, NC	Paul Mann	1984-86	OG	Woodbridge, VA
Buck Jolly	1957-59	C	Sadborough, NC	Tom Lally	1961-62	DE	Lakewood, OH	Pete Manning	1957-59	LE	Hudson, MA
Arby Jones	2003-06	OG	Somerset, KY	Willie Lam	1998-99	OT	McGaheysville, VA	Jon Mannon	1994, 96-98	LB	Destin, FL
Bob Jones	1948-50	LH	Laurinburg, NC	Ron Lambert	1989-92	DB	Dania, FL	Nick Maravic	1953-54	FB	McKeesport, PA
Bobby Jones	1989-92	WB	Easley, SC	Steve Lambert	1983-86	LB	Virginia Beach, VA	Patrick Mariani	2000	WR	North Palm Beach, FL
								Kevin Marion	2004-07	WR	St. Petersburg, FL

LETTERWINNERS

Bruce Mark	1982-85	DE	Woodmere, NY	Bill Miller	1949-51	RH	Ansonia, CT	Kenny Okoro	2009-12	DB	Greensboro, NC
Bill Marks	1963-64	RG	Florence, AL	Bob Miller	1963	FB	Uhrichsville, OH	Hubert Olive	1915-17	T	Clayton, NC
Milton Marney	1944	E	Harriam, TN	Bruce Miller	1971-73	FB	Thomasville, NC	D.B. Oliver	1888	E	
A.J. Marshall	2010-13	CB	Durham, NC	Eustice Miller	1929			Will Oliver	1913		Mount Olive, NC
Doug Marsigli	1993-96	OL	Rocky Mount, NC	Jeff Miller	1987-88	PK	Dunwoody, GA	Mike Olson	2010-13	LB	Ashburn, VA
Kent Martin	1960-62	RT	Winston-Salem, NC	Maurice Miller	1989-92	DE	Richmond, VA	Bob Ondilla	1951-53	LE	Hillside, NJ
A.H. Martin	1911	HB		Bill Millner	1973-76	WR	Forest View, IL	Max Opamuratawongse	2004-07	WR	San Jose, CA
Arlo Martin	1935			Eustace Mills	1928-30	HB	Apex, NC	Bob Oplinger	1964-66	C	Northampton, PA
Bill Martin	1933-34	HB	Columbia, SC	John Mills	1892			Red O'Quinn	1946-49	RE	Asheboro, NC
Danny Martin	1981-83	OG	Mt. Airy, NC	John Henry Mills	1988, 90-92	TE	Tallahassee, FL	Gelo Orange	2008-11	DE	Naples, FL
Deandre Martin	2012	RB	Miami, FL	Phil Miner	1963	RH	Marietta, OH	Arthur Orlebar	2002-03	DE	Sterling, VA
Henry Martin	1956	E	Goldsboro, NC	Marvin Mitchell	1987-89, 91	DL	Eastville, VA	Daniel Orlebar	2003	DL	Sterling, VA
Jermal Martin Jr.	2022	DB	South Philadelphia, PA	Chris Modelski	1998, 2000	WR	Poland, OH	Nick Ortega	1972	TE	Tempe, AZ
Leroy Brown Martin	1922-25	S/LB	Hamptonville, NC	Chase Monroe	2019-20	LB	Huntersville, NC	C. D. Osborne	1977-78	DE	Winston-Salem, NC
Sidney Martin	1945-48	LT	Raleigh, NC	R.D. Montgomery	2001-04	TE	Wilmington, NC	Eric Osteen	2018	PK	Augusta, GA
Tom Martin	1970-71	OT	Vernoa, PA	Gary Moody	1976	DE	Asheville, NC	Patrick Osterhage	2015-18	OL	Centerville, OH
Zeno Martin	1922		Hamptonville, NC	David Moore	1996-99	DB	Smithfield, NC	Bill Overton	1966-67	RT	Boston, MA
Paul Martineau	1959-61	LG	Manchester, NH	Eddie Moore	1955-57	C	Charlotte, NC	George Owen	1941-42, 44	T	Birmingham, AL
Aaron Mason	2004-07	S/LB	Lexington, KY	G.G. Moore	1912-16		Cleveland County, NC	Charlie Owens	1931-32	C	
Andre Mason	1992, 94	DL	Suffolk, VA	Junior Moore	1970-72	RB	Wheeling, WV	Duane Owens	1981-84	RB	Syracuse, NY
Rodney Mason	1984	RB	Mt. Airy, NC	Kenneth Moore	2004-05	WR	Charlotte, NC	Lewis Owens	1977, 79-81	DB	Durham, NC
Christian Masterson	2022	DB	Naples, FL	Tripp Moore	1996-98	P					
Luke Masterson	2017-21	DB/LB	Naples, FL	Michael Moosbrugger	1999-01	OG	Buckingham, PA				
Mike Matella	1983-85	TE	Mt. Prospect, IL	Ivan Mora	2020-22	P	Dalton, GA				
Al Mathis	1943			W.A. "Bill" Moran	1924	T		Calvin Pace	1999-02	DE	Douglasville, GA
Teddy Matthews	2013-15	LB	West Palm Beach, FL	Tom Mordica	1989-92	OL	Chesapeake, VA	Dick Pace	1915-16	QB	
Mark Mattiko	1976-78	DB	West Mifflin, PA	Brent Morehead	1992-95	DB	Julian, NC	J. Pace	1916	HB	
Benjamin Mauk	2004-06	QB	Kenton, OH	J. Moricle	1933			James T. Padgett	1927	G	Forest City, NC
George Mauney	1935-36			Taylor Morin	2020-22	WR	Centreville, VA	Pete Pagano	1922-24	E	Ridgewood, NJ
Pat Mauney	1919		New London, NC	Mark Moroz	2000-03	TE	Welland, Ontario	Jim Page	1976-77	OG	Chatham, NJ
Mike Maxwell	1978-80	DE	Southampton, PA	Rodger Morrill	1982-84	DE	Sherborn, MA	Steve Pahides	1980	FB	Media, PA
Tony Mayberry	1987-89	C	Springfield, VA	Dallas Morris	1934-36	HB		Leonard Paletta	1950-52	RG	New Kensington, PA
Charles "Red" Mayberry	1938-40	QB	Mount Airy, NC	Johnny Morris	1959-60	LH	Murphy, NC	Frank Palman	1941	G	Lewiston, ME
Jim Mayo	1962-63	RG	Philadelphia, PA	Bobby Morrison	1982-84	OT	Wilmington, NC	Brad Palmer	2000	OG	Rochester, NY
Nate Mays	2016-18	LB	Dalton, GA	Tim Morrison	1983-86	OT	Wilmington, NC	Tom Palmer	1948-49	RT	Collingswood, NJ
John Mazalewski	1968-69	LB	Manchester, NH	Nate Morton	2003-06	WR	Harlington, TX	Gene Pambianchi	1946-49	LG	Phillipsburg, NJ
Harry Mazman	1955	HB	Lynn, MA	Beverly Moser	1939-41	E	Burlington, NC	Bob Paquette	1973-74	RB	Wheaton, IL
Ken McAllister	1982-84	OG	Jacksonville, FL	Stafford Moser	1987-88	QB	Greensboro, NC	John Parham	1953-55	HB	Oxford, NC
John McBee	1926-27		Bakersville, NC	Kelvin Moses	1995-97, 99	LB	Hartsville, SC	Andrew Parker	2008-11	TE	Jacksonville, FL
Reuben McBrayer	1910		Asheville, NC	Tony Mosley	1986-88	DB	Albany, GA	Charles Parker	1957-58	QB	New Bern, NC
Frank "Red" McCarthy	1935-37		Newton, MA	Tom Moss	1919-22	T	Forest City, NC	Charles W. Parker	1914-16	FB	Northampton County, NC
Chantz McClinic	2005-08	FS	Rome, GA	Ned Moultrie	1990-93	TB	Fayetteville, NC	Jack Parker	1929-30	C	
Ed McClure	1949-51	LE	Morrisville, PA	Brent Mudd	1960-61	LE	Wadesboro, NC	James Parker	1976-79	NG	Philadelphia, PA
Shamar McCollum	2019-20	DL	Hamer, SC	Ovie Mughelli	1999-02	FB	Charleston, SC	DaLawn Parrish	1995, 97-99	DB	Columbia, MD
Chris McCoy	1998-2000	RB	Winston-Salem, NC	Mike Mullen	1978-81	TE-P	Hanover, MA	George Parsha	1957	HB	Seward, PA
Greg McCracken	1995	C	Waynesville, NC	Bill Mumlin	1979		Cary, NC	Skip Partington	1986	OT	Raleigh, NC
Mike McCrary	1990-92	DE	Vienna, VA	A.M. "Boots" Mumford	1934-37		Ayden, NC	Brian Paschal	1984-85	OG	Winston-Salem, NC
Bob McCreary	1958-60	RT	Lenoir, NC	Karl Munn	1956-58	C	Rock Hill, SC	Carlyle Pate	1967-68, 70	LB	Burlington, NC
Joe McCully	1976	OT	Gloucester, NJ	Zach Murphy	2020-22	P	Raleigh, NC	Rupert Pate	1937-39	T	Goldsboro, NC
Reggie McCummings	1982-85	WR	Winston-Salem, NC	Malik Mustapha	2021-22	DB	Charlotte, NC	Nick Patella	1957-59	LG	East Stroudsburg, PA
James A. McDaniels	1888		Kinston, NC	Jeffrey Muyres	1995-98	DB	Stone Mountain, GA	Buddy Patterson	1978	TE	Raleigh, NC
Prince McDavid	1943	B		Gilbert Myer	1940			Kevin Patterson	2005-08	DB	Kingsland, GA
Ed McDonald	1973-76	DB	Joliet, IL	John Myers	1936			Johnny Peacock	1933-34		
Bruce McDonnell	1960-61	FB	Barrington, NJ	Matt Myers	1998, 2000-01	FB	Mooreville, NC	Fred Pearce	1919-21	T	Zebulon, NC
James McDougald	1976-79	TB	Maxton, NC	Philip Myers	1927-28		Kittanning, PA	Jim Pearce	1958-60	LG	Spring Hope, NC
Neal McDuffie	1961-62	HB	Bethesda, MD	Roy Myers	1932-34	FB		Chris Pearcey	2017	RB	Bradenton, FL
Darryl McGill	1984-87	RB	Durham, NC					Bill Pegram	1955	HB	Winston-Salem, NC
Mike McGlamry	1974-77	QB	Columbus, GA					Ralph Pellicchia	1955	C	Paterson, NJ
Gerald McGowan	1968-70	OT	Dedham, MA	N				John Pendergast	1938-40	C	Readville, MA
Marcus McGruder	2001-04	CB	Fairburn, GA	Je'Vionte Nash	2017-20, 22	OL	Orange Park, FL	Brandon Pendergrass	2008-11	RB	Royal Palm Beach, FL
Milo McGuire	1999-2000	DE	Massillon, OH	Bruce Nation	1959-61	OL	W. Hartford, CT	Karl Pendergrass	2001	DB	Spartanburg, SC
Rick McGuire	1973	WR	Waterford, CT	Trey Ndlovu	2018	RB	Hummelstown, PA	Dick Penn	1964-66	C	Miami, FL
Pat McHenry	1969-71	DB	Altoona, PA	Elton Ndoma-Ogar	1992-95	OL	Spartanburg, NC	Carl Pennington	1987-89	TE	Bluefield, WV
Jack McLunkin	1937			Vince Nedimyer	1968-70	OT	Dedham, MA	John Pennington	1973	DB	Charlotte, NC
J.A. McKaughan, Jr.	1917		Norfolk, VA	Al Nemetz	1942	T	Hopewell, VA	Ricky Perez	2000-03	DB	Bedford, OH
Eddie McKeel	1992-94	C	Vanceboro, NC	Russell Nenon	2007-10	OG	Memphis, TN	Aldo Perro	1933		
Ira McKeller	1983	RB	Fayetteville, NC	Carl Nesbit	1983, 86-87	DE	Kannapolis, NC	A.T. Perry	2019-22	WR	Lake Worth, FL
Eddie McKinney	1965	FB	Winston-Salem, NC	Lynn Nesbitt	1964-66	LG	Berkeley Heights, NJ	Brandon Perry	1994, 96-97	WR	Lithonia, GA
McKnight	1916			Mike Nesselt	1981-84	C	Plantation, FL	Johnny Perry	1941-42	WB	Raleigh, NC
Jim McMahan	1971-72	QB	Chicago, IL	Mike Nesteruk	1941	E	Breckenridge, PA	Russ Perry	1942-43	FB	Durham, NC
Herbert McMahan	1936			Mike Neubeiser	1991-94	LB	Damascus, MD	Luther Person	1926-27	G	Fayetteville, NC
Jerry McManus	1975-76	QB	Dania, FL	Jamie Newman	2018-19	QB	Graham, NC	Jimmy "Frosty" Peters	1929-32	HB	Leaksville-Spray, NC
Ryan McManus	2006-09	QB	Greenville, NC	Jerry Newman	2009-12	PK	Oxford, AL	Tyler Peterson	2007-08	OT	Lincoln, NE
Wayne McMillan	1978, 80-81	RB	Corning, NY	Harry Newsome	1981-84	K	Cheraw, SC	Junior Petit-Jean	2008	S	Naples, FL
Barrett McMillin	2006-09	OG	Lawrenceville, GA	Henry Newton	1960-62	LE	Raleigh, NC	Luke Pettibon	2020-21	OL	Annapolis, MD
Don McMurry	1964-66	RG	Jefferson City, MO	Loic Ngassam Nya	2018-22	OL	Silver Spring, MD	Richard Petrik	1992	DB	Kings Park, NY
Matt McNeel	1993-94	TE	Cross Lanes, WV	Gary Nichols	1964	DE	Winchester, VA	Roger Pettus	1991-94	WB	Charlotte, NC
Kalin McNeil	2016-17	LB	Greensboro, NC	Jerome Nichols	2001-04	DE	Glenn Dale, MD	Mat Petz	1997-98	DE	Windsor, Ontario
John McQueeney	1966-68	FB	Rosindale, MA	Bob Niedbala	1988-91	FB	Virginia Beach, VA	Pfeiffer	1927	C	
Damon McWhite	2003, 2005-06	RT	Woodbury, NJ	Mohr Niznik	1957-58	RE	Yatesboro, PA	John M. Phelps	1925-27	T	Creswell, NC
David Mebs	1972-74	LB	Pennsauken, NJ	Merrill Noel	2011-14	CB	Pahokee, FL	David Phil	1981, 83	LB	Tucker, GA
Rob Meeker	1994	DL	Dana Pointe, CA	Danny Nolan	1983	K	Ft. Lauderdale, FL	Jesse Phifer	1925-28	C	Rockingham, NC
Matthew Meekins	1924		Washington, D.C.	Jerry Novick	1942	T	Frackville, PA	James Phillips	1985-87	TE	Spruce Pine, NC
Da'Vaughn Melleron	1996-97, 99-00	DT	Baltimore, MD	Bruce Nunnally	1956-57	QB	Richmond, VA	John Phillips	1970	DT	Levittown, PA
Fred Merritt	1888							Brian Piccolo	1962-64	FB	Fort Lauderdale, FL
William Merritt	1998-99	WR	Gretna, VA	O				Clyde (Bud) Pickard	1950-52	RG	Burlington, NC
Eric Metzler	1980-82	DE	Rochester, NY	A.G. "Monk" Ober	1924-27	HB	Fort Scott, KS	Marco Pickett	1988-89	WR	Raeeford, NC
Danny Meyers	1972	DT	Johnstown, PA	Godspower Offor	2012	NG	Hialeah, FL	John Piedmonte	1981-83	OLB	Syracuse, NY
Todd Middleton	1987-89	DE	Lake Worth, FL	J.D. Oglesby	2010-11	LB	Winston-Salem, NC	Devin Pike	2014-17	TE	Cincinnati, OH
Dominique Midgett	2006-09	LB	Greensboro, NC	Nick Ognovich	1944	B	Uniontown, PA	Jim Pittman	1937-38	HB	Rockingham, NC
Mike Milanovich	1975	OL	Maple Shade, NJ	Isaac O'Hanlon	1933-34	FB	Fayetteville, NC	John Pittman	1937-38	FB	Rockingham, NC
				Joshua Okonye	2014-16	DB	Sugar Land, TX	Larry Pivec	1938-40	T	Baltimore, MD

LETTER WINNERS

J.A. Placa	1930		Clifton, NJ
Ryan Plackemeier	2002-05	P/PK	Bonsall, CA
Pointer	1910	T	Elon College, NC
Kevin Pointer	2021-22	DL	Jonesboro, AR
John Pollanski	1939-41	HB	Buffalo, NY
Lou Pollicci	1948-51	LH	Charleroi, PA
Larry Pons	1967-69	S	Valdese, NC
Shane Popham	2008-10	P-PK	Crestview Hills, KY
Jess Powell	2006	S	Whiteville, NC
Allen Powers	1937-38	T	Denver, TN
Chris Pratapas	1989-91	QB	Chicago, IL
Mike Pratapas	1981-84	LB	Chicago, IL
Jason Pratt	2002-05	LB	Hixson, TN
Cody Preble	2012-13	OG	Lake Worth, FL
C.M. Preslar	1924		Wingate, NC
Dennis Presnell	1944	T	High Point, NC
Pat Preston	1939-42	T	Thomasville, NC
Tanner Price	2010-13	QB	Austin, TX
Carl Pridgen	1892	HB	
D.M. Pringle	1892	Mgr	
Ricky Proehl	1986-89	WR	Belle Mead, NJ
J.V. Pruitt	1939-42	QB	Wilson, NC
George Pryor	1946-47	FB	Sisterville, WV
Ernie Purnsley	1985-88	DB	Southern Pines, NC
Max Putnam	1935-36		

Q			
Jimmy Quander	1991-94	DE	Springfield, VA
Cyhl Quarles	2008-11	S	Tucker, GA
M.J. "Tex" Quillen	1928, 1930	HB	
Ted Quillen	1929	QB	

R			
Harry Rabenhorst	1917-20	FB	Baton Rouge, LA
Blanie Rackley	1923-26	QB	Goldboro, NC
Nick Ragano	2022	WR	Clifton, VA
Sherman Ragland III	2012	WR	Durham, NC
Chance Raines	2010-11	C	Jacksonville, FL
Benjamin F. Ramseur	1910	C	Blacksburg, SC
Michael Ramseur	1982-85	RB	Landis, NC
Allen Ramsey	2012-13	CB	Fort Lauderdale, FL
Chuck Ramsey	1971-73	K	Knoxville, TN
Cory Randolph	2002-05	QB	Lake City, FL
Ted Randolph	2006-09	TE	Mocksville, FL
Zach Ranson	2022	LB	Snellville, GA
Allan Rappleyea	2018-20	OL	Millbrook, NY
Walter Rasby	1990-93	TE	Washington, NC
Pride Ratteree	1943-45	T	Kings Mountain, NC
Bryan Ray	1997-2000	DE	Wheaton, MD
Chad Rebar	2000, 02-03	OG	Throop, PA
Traveon Redd	2016, 18-21	S	Martinsville, VA
Kristopher Redding	2010-13	DT	Mableton, GA
Jamie Redfern	1986	OLB	Lexington, NC
Charles Redmon	1982-83	DB	North Wilkesboro, NC
Sam Reese	1959	RE	Mars Hill, NC
Charles Reiley	1959-61	QB	Decatur, GA
Bruce Reinert	1971-72	OT	Lansdale, PA
Glenn Reinhard	1948-49	RG	York, PA
Clarence "Perk" Reinhardt	1933-35	C	Newton, NC
Rufus H. Reitzel	1922-25	C	Siler City, NC
Diron Reynolds	1990-93	LB	Aiken, SC
Orville Reynolds	2011-14	RB	Coral Springs, FL
Jerome Rice	1988, 90	LB	Spartanburg, SC
Mike Rice	1984-86	OT	Stafford, VA
Bob Richards	1973-75	DB	Atlanta, GA
H.J. Richardson	1888-89		Chesterfield, SC
Don Richardson	1984	DL	Columbia, SC
David Richmond	1981-83	WR	Greensboro, NC
Robert Richter	2003	WR	Naples, FL
Riddick	1910	FB	Scotland Neck, NC
Oscar Riddick	1889	HB	Asheville, NC
William Riddick	1912, 14-15		Buncombe County, NC
W.S. "Bill" Riley	1924-26	E	Albany, GA
Mike Rinfrette	2006-09	FB	Bunn, NC
Jim Ringgold	1938-40	FB	Howard Park, MD
Chip Rives	1984-87	RB	Fairfax, VA
Fred Robbins	1996-99	DT	Pensacola, FL
Jaquarii Roberson	2018-21	WR	Murfreesboro, NC
JJ Roberts	2020-22	DB	Hurricane, WV
Roy Roberts	1936		Asheville, NC
Scott Roberts	1983-86	LB	Asheville, NC
Shorty Robertson	1943	B	
Ulysees Robertson	1990, 92	DB	Ft. Lauderdale, FL
Robinson	1910	E	Charlotte, NC
Bobby Robinson	1958-60	LH	Clinton, NC
Boo Robinson	2006-09	DT	Monroe, LA
Eldrick Robinson II	2022	LB	Pensacola, FL
Isaiah Robinson	2014-15, 2017	RB	Charlotte, NC
Jackie Robinson	1975-78	OT	Freeport, NY
Matt Robinson	2004-05, 07-08	DE	Cedartown, GA
Robley	1915		
Danny Rocco	1982-83	DB	Altoona, PA
Zeek Rodney	2015-18	DT	Rock Hill, SC

Allen Rogers	1973	LB	Winchester, VA
Ed Rogers	1934-36	G	Apex, NC
James Rogers	1933		
Larry Rogers	1975-76	DE	Elmwood Park, NJ
Tony Rogers	1987-90	TB	Wellford, SC
Walter Rogers	1937		
Stan Rolark	1976-78	RB	Capital Heights, MD
Chris Rolle	2001	P	Tampa, FL
Anthony Rook	2013	TE	Greenville, NC
V.S. "Doc" Ross	1933-34		
Howard W. Rothrock	1932-33		Winston-Salem, NC
Sammy Rothrock	1971-72	DB	Enfield, NC
Kreg Rothhoff	2003	C	Massillon, OH
George Rowe	1915		Fredericksburg, VA
James Royster	1976-78	DB	Oxford, NC
Ed Royston	1942, 1946-47	G	Baltimore, MD
Tony Rubino	1940-42	G	Elizabeth, PA
Bill Ruby	1959-61	RE	Hubbard, OH
Quan Rucker	2011-12	WR	Statesville, NC
Ry Rucker	2019-20	DB	Fairfax, VA
Bill Ruffner	1979-81	SS	Greensburg, PA
Keenon Rush	2011	QB	Atlanta, GA
John Russell	2006-09	DT	Jacksonville, FL
Larry Russell	1969-71	QB	Newburyport, MA
Tripp Russell	2009-10	DE	Winston-Salem, NC
Whitey Russell	1932-33	HB	
Jim Ryan	1972	QB	Levittown, PA
Terence Ryan	1984-86	OLB	Bethesda, MD
Tim Ryan	1980-83	WR	Fairview Park, OH

S			
John Sabia	1974-76	TE	Lafayette Hill, PA
Nick Sacrinty	1943-46	HB	Reidsville, NC
Otis "Bo" Sacrinty	194, 45-47	RH	Reidsville, NC
Tim Salley	1980, 82-83	DE	Winston-Salem, NC
Joe Salsich	2001-04	OG	Annapolis, MD
William Salter	1963-64	RT	Ft. Lauderdale, FL
Ben Sankey	1996-99	QB	Chicago, IL
Fred Santangelo	1951-53	LT	Lynn, MA
Fran Sarro	1976	WR	Wilmington, DE
Savage	1916	E	
Myles Savage	1996-97	RB	Piscataway, NJ
R.R. Savage	1910-11	HB	Norfolk, VA
Don Sabia	1977	RB	Lafayette Hill, PA
Goryal Scales	2002-05	NT	Winston-Salem, NC
Greg Scales	1984-86	WR	Winston-Salem, NC
Lamont Scales	1989-92	DB	Ridgeway, VA
Francis "Guido" Scarton	1949-51	LH	Houston, PA
Bill Scheib	1966-68	RT	Leetsdale, PA
Chuck Schlegel	2012, 2014	CB	Sunbury, PA
Trey Schmidt	2004-07	WR	St. Petersburg, FL
Channing Schofield	2006-07	CB	Wagener, SC
Gary Schofield	1981-83	QB	Paoli, PA
Jim Schubert	1968-69	CB	Manchester, NH
Bill Schuchman	1982	OT	Oceanside, NY
Bill Schultz	1944	E	McKeesport, PA
Nick Sciba	2018-21	PK	Clover, SC
E.J. Scott	2014	WR	Ellicott City, MD
Siler City, NC	1999-02	LB	Concord, NC
Tony Scott	1982-85	LB	Lancaster, SC
Andy Seay	1979, 81-82	DB	Chelmsford, MA
Gene Sedberry	1933		
George Sell	2021-22	OL	Chagrin Falls, OH
Zac Selmon	2004-07	TE	Norman, OK
Joe Sepic	1964-66	LH	York Run, PA
Cam Serigne	2014-17	TE	Ashburn, VA
Sam Settar	1996-99	OG	Marlton, NJ
Bob Shackleford	1943		Kinston, NC
Kelvin Shackleford	1996-99	DT	Farmville, NC
Montique Sharpe	1999-02	DT	Washington, DC
Nick Sharpe	2022	OL	Gastonia, NC
Shaw	1915-16	G	
Daryl Shaw	2000-03	CB	Bladenboro, NC
Rashawn Shaw	2015, 2017	DE	Fort Pierce, FL
Wande Shaw	1995-98	FB	Plant City, FL
Paul Shearer	1962-63	LG	Woodbury, NJ
Kim Sheek	1989-91	P	Greensboro, NC
Tim Sheff	1982	LB	Winston-Salem, NC
Scott Shelhamer	1989-92	LB	Lake Worth, FL
Bill Shendow	1961-62	RG	Winchester, VA
Newton Shepherd	1913		Weldon, NC
Porter Sheppard	1934-36		Gastonia, NC
Bill Sherrill	1943	B	
Robert Sherrrod	1983-84	OL	Monroe, NC
Ron Shillinglaw	1965	WE	Blacksburg, SC
Ed Shinn	1931-32		
Bert Shore	1934-36	E	Charlotte, NC
R.B. Benny Shuford	1936		Arden, NC
Michael Siders	1990-91	C	Anderson, SC
Rick Sievers	1971-73	DB	Chicago, IL
Henry Sigmon	1973-74	DE	Newton, NC

Reid Sigmon	1995	PK	Hendersonville, NC
Barry Sikes	1976-77	C	High Point, NC
Walter Sikes	1889-92	G	
Eric Simmons	1988, 90	DB	Wytheville, VA
Jimmie Simmons	1984-87	LB	Wilmington, NC
Louie Simmons	1951-52	RE	Statesboro, GA
Mike Simmons	2004-07	LB	Ft. Lauderdale, FL
Robert Simmons	2002, 04-05	S	Hope Mills, NC
Terrell Simmons	1990	LB	Norfolk, VA
Walter Simmons	1999-01	DB	Savannah, GA
Kent Simon	1980-82	OLB	West Mifflin, PA
Jerome Simpkins	1993, 95	DL	Opa Locka, FL
Jake Simpson	2017-18	LB	Burford, GA
Walter Sims	1973-75	WR	Eden, NC
Terrence Singletary	1988-90	DB	Pompano Beach, FL
Randall Singleton	1981, 83-85	NG	Charleston, SC
Riley Skinner	2006-09	QB	Jacksonville, FL
Bill Skippon	1958-60	LH	Conneaut, OH
Leo Skodo	1943		
Pat Slenski	1981-82	OG	Simpsonville, SC
Evans Sloum	2021-22	DB	Cartersville, GA
Ray Sloane	1964-66	SE	Roanoke, VA
Dan Smading	1975-77	DB	Tallahassee, FL
Drew Small	1990-91	DE	Dallas, TX
Will Smart	2020	DL	Milford, NJ
Bruce Smathers	1956-58	LG	Canton, NC
Bob Smathers	1944	HB	Canton, NC
Ryan Smenda, Jr.	2018-22	LB	Orange Park, FL
Alphonso Smith	2005-08	CB	Pahokee, FL
Bill "Nub" Smith	1949-50	LH	Fayetteville, NC
Bill Smith	1944		Connellyville, PA
Bob Smith	1958-60	LT	Laurel Springs, NJ
Brad Smith	1996, 98-99	DE	Winston-Salem, NC
Cassiel Smith	2004	WR	Westwood, NJ
Chris Smith	1988-89	LB	Dallas, TX
David Smith	1966-67	FB	Atlanta, GA
Guy Smith	1943		
Ivey Smith	1967-68	RE	Farmville, NC
J.E. "Leaky" Smith	1931-33		Spencer, NC
James Smith	1977	OT	Jacksonville, NC
Jamil Smith	2003-06	DT	Black Mountain, NC
Jay Smith	1934-35	T	Spencer, NC
Keyshorn Smith	1997-99	DB	Lumberton, NC
Kevin Smith	2009-10	DE	Plano, TX
Kevin Smith	1990-93	OL	Gate City, VA
Kevin Smith	1996, 1999	LB	Laurinburg, NC
Mike Smith	1987-90	NG	Olney, MD
Rawling Smith	1973	RB	Scranton, PA
Roy Smith	1927, 29		Greensboro, NC
Sam Smith	1933		Greensboro, NC
Terry Smith	1986-89	NG	Barboursville, WV
Tom Smith	1977	WR	Bel Air, MD
Warren Smith	1985-87	DB	Winston-Salem, NC
Will Smith	2013-14	OL	Charlotte, NC
Kai Snead	1994, 96-97	WR	Miami, FL
Norman Snead	1958-60	QB	Warwick, VA
George Sniscak	1948-49	RT	Lansford, PA
John Snow	1964-66	RT	Murphy, NC
Les Snyder	1962	RH	Louisville, KY
Alexis Sockwell	1992-95	DB	Salisbury, NC
D'Angelo Solomon	1994-97	DB	Decatur, GA
Mike Soltis	1953-54	C	McKeesport, PA
Kevin Sousa	2012-14	QB	Orlando, FL
Charles Souther	1936		
Frank Souza	2010-13	OG/DT	Ponte Vedra Beach, FL
Soweli	1889	RE	
R. Gerrod Sowers	1917		Linwood, NC
Larry Spencer	1950-52	RH	East Syracuse, NY
Martin Spessard	1944	T	Hagerstown, MD
Tom Spicer	1958	C	Massillon, OH
Kris Spillsbury	1976-77	DB	Chihuahua, Mexico
Wil Spires	1998	C	Mount Airy, NC
Mike Sprock	1947-48	FB	Ambridge, PA
Vernon Spruill	1937	G	Edenton, NC
James Srriraman	2018	WR	Raleigh, NC
Ted Stachitas	2009-11	QB	Pontre Vedra Beach, FL
Mark Stackhouse	1989-91	WR	Fort Springs, FL
Ben Stafford	1996-99	TE	Fort Lauderdale, FL
W.C. Roscoe Stainback	1937		Henderson, NC
L.T. Stallings			Tulton, GA
William Ed Stallings	1924-27	HB	Goldboro, NC
Maddox Stamey	2013, 2015	FL	Rutherfordton, NC
John Stamper	2008-10	S	Winston-Salem, NC
George Stamps	1942		Richmond, VA
Howard Stanback	1967-68	C	Durham, NC
Bill Starford	1941-43	C	Grafton, WV
Fred Staton	2000-01	RB	Charlotte, NC
Jim Staton	1949-50	LT	Greensboro, NC
William Staton	1936		Mt. Ulla, NC
Wes Stauffer	1984	WR	New Canaan, CT
Roderick Stephen	1999-02	DE	Colonial Heights, VA
Edwin Stern	1934-35		Philadelphia, PA
Ed Stetz	1969-71	LB	Johnstown, PA

LETTERWINNERS

Zamari Stevenson	2022	DB	Statesville, NC
Chris Stewart	2015-16	DL	Petal, MS
Donald Stewart	2020-21	WR	Elizabeth, NJ
Randy Stits	1973-74	DB	Manhattan Beach, CA
Howard Stogner	1937		
Stuart Stogner	1983-84	LB	Knoxville, TN
John Stone	1998-01	WR	Somers Point, NJ
Ed Stowers	1952-54	LE	Norfolk, VA
Kharim Strayhorn	1990	OL	Virginia Beach, VA
Mike Strazzeri	1994-95	PK/P	East Islip, NY
Josh Strickland	2010, 2012	S	Winston-Salem, NC
Oliver Stringfield	1910-13	E	Madison, NC
Justin Strnad	2016-19	LB	Palm Harbor, FL
Dan Stroup	1972-73	TE	Cherryville, NC
Tom H. Stuetzer	1993-96	DB	Dunwoody, GA
Tom N. Stuetzer	1965-67	SE	Wakefield, MA
Cori Stukes	2002-04	LB	Wilmington, NC
Zach Stukes	2004-07	DT	Marietta, GA
Bobby Stutts	1949-51	FB	Graham, NC
Terrence Suber	1993-95, 97	DB	Baltimore, MD
Carson Sublett	1979-80	DE	Greensboro, NC
Joel Suggs	2013, 2015	OL	Sophia, NC
Taleni Suhren	2017-20	OL	Charlotte, NC
Colin Summers	2011-12	OG	Raleigh, NC
Freddie Summers	1967-68	QB	Dorchester, MA
Sage Surratt	2018-19	WR	Lincolnton, NC
Khiry Sutton	2011	RB	Winston-Salem, NC
Pat Swan	1932, 34	T	Boston, MA
Sam Swank	2005-08	P/PK	Jacksonville Beach, FL
Joe Swann	1934-36	T	Boston, MA
Riley Swanson	2003-06	CB	Fayetteville, GA
Scott Swanson	1988-89	OG	Parkersburg, WV
Tom Swatzel	1953, 56-57	LB	Hickory, NC
Karl Sweetan	1963	QT	Dallas, TX
John Swider	1979-81	DB	Jackson, NJ
Ernest "Stork" Swing	1931-34	E	Lexington, NC
Napoleon Sykes	2003-05	LB	Woodstock, MD
Paul G. Sykes	1924-26	FB	

T			
Bill Tabor	1959	RG	Logan, WV
Dominique Tate	2009, 2011	CB	Winston-Salem, NC
Ken Tatko	1980	DT	Endicott, NY
Will F. Tatum	1916-19		
D.J. Taylor	2018, 2020-21	LB	Belvidere, TN
James Taylor, Jr	1919-21	C	Rutherfordford, NC
Ja'Sir Taylor	2017-21	CB	Asbury Park, NJ
Marquis Taylor	1995	LB	Delray Beach, FL
Rufus Taylor	1996, 98-99	DT	Lakeland, FL
Semmajh Taylor	1990, 92-94	DT	Delray Beach, FL
Vernon W. "Burt" Taylor	1931, 33		
Vince Taylor	1933		
Wendell Taylor	1991	LB	Richmond, VA
Larry Teary	1974-77	OL	Fayetteville, NC
Jim Tejeck	1961-63	DE	Berwyn, IL
Jon Temple	2006	PK	Durham, NC
John Tereshinski	2004-07	TE	Athens, GA
A'lique Terry	2014, 2016-17	C	Hialeah, FL
Brandon Terry	2011-14	WR	Alpharetta, GA
Jack Tesh	1959-61	FB	Newport News, VA
Joe Theriault	1967, 70-71	OT	Nashau, NH
Alaric Thieshen	1998-99	OT	Brooksville, FL
Greg Thomas	1987	DB	Henderson, NC
Norris Thomas	1972	DB	Winston-Salem, NC
Ray Thomas	1999-02	TE	Hamilton, Ontario
Larry Thomason	1962	FB	Salisbury, NC
Frank Thompson	1956-58	OL	Chadbourn, NC
Jeremy Thompson	2004-07	DE	Charlotte, NC
Patrick Thompson	2011-13	QB	Ashburn, VA
Rudy Thompson	1989-92	DL	Baltimore, MD
Zach Thompson	2010-13	DE	Ashburn, VA
Henderson Threatt	1980-82	DB	Charlotte, NC
Reggie Tice	1976-77	DB	High Point, NC
Lou Tilley	1973-75	DE	Philadelphia, PA
Tom Tingle	1938-39	G	Birmingham, AL
Masanori Toguchi	1999-02	OG	Charlotte, NC
Wade Tollison	1990-92	PK	Augusta, GA
Zach Tom	2018-21	C	Prairieville, LA
Tom Tony	1973	LB	New Castle, PA
Charles Topping	1954-55	C	Littleton, NC
Robert Torney	1932-33		
Jack Towell	1935-36		
Will Towns	2022	RB	Mooresville, NC
Dick Travagline	1955	HB	Jackson, NJ
Tim Tremblay	1973-74	OG	Baltimore, MD
Tony Trentini	1952-55	G	Santa Barbara, CA
Joel Triplett	1979-81	LB	Everett, MA
Les Tripp	1980	OG	Jonesville, NC
Steve Truitt	1978-80	C	Hialeah, FL
Louis Trunzo	1938-40	C	Gaithersburg, MD
Jyles Tucker	2003-06	DL	Apollo, PA
Aubrey Turbeville	1973-74	LB	Dover, NJ
		LB	Atlanta, GA

Turner	1915		
Christian Turner	2021-22	RB	Buford, GA
Gary Turner	1988	P	Winston-Salem, NC
Jim Turner	1952-54	G	Bassett, VA
Sobie Turner	2022	DL	Clifton, VA
Reuben Turner	1976-77	NG	Atlanta, GA
Don Tye	1962	RT	Americus, GA
Carl Tyner	1914		Robeson, NC
U			
Mark Usdin	1980	K	Jacksonville, FL
Phil Utley	1910-11	QB	Raleigh, NC
V			
Steve Vallos	2003-06	OT	Boardman, OH
Ted Van Hyfte	1991-92	LB	Annawan, IL
Steve Vance	1977-79	DE	Jamestown, NC
Bill Vanden Dries	1938-40	E	Brooklyn, NY
George Vasco	1943	B	
Kelly Vaughan	1985-88	DT	Rainelle, WV
Steve Vaughan	1993-94	DL	Rainelle, WV
Chip Vaughn	2005-08	S	Fairfax, VA
Zach Vaughn	2021-22	OL	Milton, MA
Bob Ventresca	1976-79	FB	Doylesstown, PA
Jay Venuto	1979-80	QB	Salem, NJ
Lee Vernon	1982	OT	Martinsville, VA
Charlie Viana	1977	DB	Lynbrook, NY
Gerry Vick	1977	TE	Miami, FL
M.R. Vickers	1926-28	B	Stem, NC
Dexter Victor	1985-87	WR	South Miami, FL
Luiji Vilain	2021	DL	Ottawa, Canada
Mark Viola	1953-55	G	Hackensack, NJ
Daniel Vogelsang	2011-13	DE	Versailles, KY
Terry Vogler	1980	LB	Winston-Salem, NC
Nick Vrhovac	1969-71	C	Brownsville, PA

W			
Chuck Wade	2015-18	WR/DB	Jacksonville, FL
Glen "Choppy" Wagner	1934-37	E	Bristol, VA
Joe Wagner	1987-88	DL	Philadelphia, PA
Spencer Wagner	1995	DB	Lauder Hill, FL
Ted Waite	1969-71	OG	Canton, MA
Paul Waivers	1938-40	E	Keyport, NJ
Kenneth Walker III	2019-20	RB	Arlington, TN
Ed Walker	1976-77	LB	Kittanning, PA
Joe Walker	1985-87	DB	Rocky Mount, NC
Manny Walker	2018-19	DE	Holly Hill, SC
Mickey Walker	1961-62	QB	Mebane, NC
Carroll Wall	1944	QB	Lexington, NC
Zeno Wall	1932-33	QB	Shelby, NC
Brian Walls	1998	OL	Philadelphia, PA
David Walters	2001-02	OG	Marlton, NJ
James Ward	2012-13, 2015	CB	DeLand, FL
Earl Ware	1952-53	LE	Reidsville, NC
Harold Warren	1934-36	B	
Josh Warren	2000-03	TE	Big Stone Gap, VA
Zachary Warco	2015	LB	Rogers, AR
Gerard Washco	1944	T	Nanticoke, PA
C.J. Washington	2008-10	DB	Winston-Salem, NC
Scotty Washington	2016-19	WR	Washington, DC
Brad Watson	2013-16	CB	Round Rock, TX
Rob Watson	1987-88	OG	Greenwood, SC
Tyler Watson	2017-19	OL	Roswell, GA
Tony Watt	1985-88	C	Seneca, SC
Kendron Wayman	2021-22	DL	Denton, MD
Doug Weaver	2008-11	OL	Roxboro, NC
John Weaver	1936-37	E	Santa Rosa, TX
Mike Weaver	2014-17	PK	Pine City, NY
E.Y. Webb	1892	T	
J.E. "Elsie" Webb	1930-31	T	Richmond Cty, NC
Raney Webb	1938	G	Macclesfield, NC
Bill Webb	1942	T	Tarboro, NC
David Webber	1978-79, 81	QB	Oak Ridge, TN
Richard 'Bud' Wedel	1945-47	LG	Fort Pierce, FL
Hal Weir	1927	G	Asheville, NC
Weldon Weir	1927	E	Asheville, NC
Wayne Welborn	1962-64	LH	Wake Forest, NC
Fred Welch	1940	QB	Greensboro, NC
Don Wells	1942	E	Fort Pierce, FL
Wendell Wells	1991-92	RB	Hamlet, NC
Keith West	1990-92	QB	Sumter, SC
Peter Westerhoff	1920-21	E	Midland Park, NJ
Charles Whetstone	1944	T	Morganton, NC
Tom Whims	1953-55	E	Atlantic City, NJ
Dick Whisnant	1936		
White	1924	B	
Alan White	1959-61	RH	Elm City, NC
Brad White	2002-04	LB	Portsmouth, RI
Chuck White	1967-69	FB	Haverhill, MA
Dan White	1967-68	OLB	Charlotte, NC
Danny White	1975	DT	Phoenix, AZ
Foy White	1983-85	QB	Charlotte, NC

Joe White	1953-54	QB	Charlotte, NC
John E. White	1889	QB	
Kyle White	1985-87	DB	Burlington, NC
Rick White	1966-68	SE	Naperville, IL
Sidney White	1913		Elizabeth City, NC
Tyrek White	2001	RB	Olin, NC
Blake Whitehart	2019-22	TE	Winston-Salem, NC
Clyde Whitener	1941-42	HB	Morganton, NC
George Whitner	1943	B	
Sam Whiteside	1929		Uree, NC
David Whitley	1986-87	LB	Spartanburg, SC
Nikita Whitlock	2010-13	DT	Wylie, TX
David Wiatt	1975	DB	Norridge, IL
Kevin Wieczorek	1982-85	TE	East Northport, NY
Kyle Wilber	2008-11	DE	Apopka, FL
Clinton Wilburn	1996-98	DT	Oklahoma City, OK
Gary Willard	1967-68	OLB	Yadkinville, NC
AJ Williams	2020-22	DB	Bamberg, SC
Alex Williams	1973	DT	Maiden, NC
Anthony Williams	1988-91	RB	Greer, SC
Anthony Williams	2007-09	FB	Jacksonville, NC
BJ Williams	2022	DL	Johnston, SC
Bo Williams	1965-66	LB-C	Perrine, FL
Bob Williams	1977	NG	Springfield, VA
Craven Williams	1961	FB	Monroe, NC
Dion Williams	2000, 02-03	LB	Stone Mountain, GA
Ed Williams	1929-31	T	
Garrick Williams	2010-12	OL	Columbia, MO
Hunter Williams	2012-15	OLB	Wake Forest, NC
Ira Williams	1998-01	WR	Montclair, NJ
Jabez Williams	1917		Wingate, NC
Jaboree Williams	2014-17	LB	Deerfield Beach, FL
Ja'Cquez Williams	2017-20	LB	Hinesville, GA
Jay Williams	1990-93	DT	Washington, DC
Jeremiah Williams	1990, 92, 94	TB	Clinton, NC
Jimmy Williams	1959-61	LT	Durham, NC
Jonathan Williams	2013-15	WR	Atlanta, GA
Jordan Williams	2007-09	WR	Jacksonville, NC
Justin Williams	2020, 22	DL	Seffner, FL
Ke'Shawn Williams	2020-22	WR	Philadelphia, PA
Luther C. Williams	1911-13	G	Orange County, NC
Marcus Williams	2007	CB	Stockbridge, GA
Mark Williams	1989-90	C	Hurst, TX
Marshall Williams	2008-10	WR	Durham, NC
Michael Williams	2008-09	CB	Melbourne, FL
Quintin Williams	2000-03	FS	Goldboro, NC
Scott Williams	1991-93	DE	Doraville, GA
Tarence Williams	1999-02	RB	Wilmington, NC
Tony Williams	1982	LB	Charlottesville, VA
Tyler Williams	2018-22	DL	West Palm Beach, FL
B.F. Williamson	1892		
Bennett Williamson	1959-61	RG	Clarkton, NC
Airyn Willis	2012	WR	High Point, NC
Antonio Wilson	2005-08	LB	Pahokee, FL
Chase Wilson	2014	LS	Mooresville, NC
Chris Wilson	1994	P	Jacksonville, FL
C.W. Wilson	1892	T	
Duncan Wilson	1931-33	HB	
Garrett Wilson	2015-17	LS	Sanford, NC
Jon Wilson	1965-66	QB	S. Milwaukie, WI
Isaiah Wingfield	2021-22	DB	Burlington, NJ
Gary Winrow	1969-70	SE	Naperville, IL
Adam Winter	2019	DL	St. Louis, MO
George Wirtz	1936-37	QB	Princeton, IN
Mike Wisner	1977-80	DE	Philadelphia, PA
Matt Wisnosky	2002-04	PK	Moores-town, NJ
Geoff Wissing	2009	DB	Marietta, GA
Wayne Wolff	1958-60	LT	Greensburg, PA
John Wolford	2014-17	QB	Jacksonville, FL
Brian Wolverton	1996-99	OG	Winston-Salem, NC
Anthony Wooding	2013-14	S	Folkston, GA
Randy Woodie	1974-76	LB	Winston-Salem, NC
Matt Woodief	2007-10	LB	Catawba, NC
Travo Woods	2006	RB	Altamonte Spgs, FL
Eddie Woolbert	1937-38	E	Pleasantville, NJ
Ben Wooster	2006-09	TE	Atlanta, GA
Eric Workman	1994	OL	Bluefield, VA
Dezmond Wortham	2014-16	RB	Frisco, TX
Carrol Worthington	1944	E	Baltimore, MD
Peyton Woulard	2020	DB	Suwanee, GA
Brian Woychik	2003	OG	Poland, OH
Andrew Wright	2008	K	Madison, MS
Wayne Wright	1998	DB	Amherst, NY
Will Wright	2009	DE	Wilmington, NC
Roman Wszelaki	1968-69	LE	So. Milwaukie, WI
Alex Wulfbeck	2010-12	P	Orange Park, FL

POSTSEASON GAMES



Nick Sacrinty scored the first touchdown in Gator Bowl history.

1946 GATOR BOWL

January 1, 1946 • Jacksonville, FL

WF 26 **14**

Wake Forest's first-ever postseason appearance came in the inaugural Gator Bowl in Jacksonville, Fla., and Coach Peahead Walker's squad made that initial bowl trip a successful one, defeating South Carolina, 26-14. A crowd of more than 10,000 fans was on hand to witness the rematch between the two future ACC members who had played to a 13-13 tie earlier in the season. This time Wake took control at the outset, capping its opening possession with a three-yard run by Nick Sacrinty. A missed extra-point, however, resulted in the Gamecocks taking a 7-6 lead with the only score of the second quarter.

The Deacs regained the lead and took control in the second half behind their bruising ground attack. Rock Brinkley finished off two time-consuming drives with short TD runs of five and four yards, then Bob Smathers clinched the verdict with a 20-yard run on a reverse. The 378 yards rushing in the game stood as a Wake Forest single game record for 22 years. The victory culminated a dramatic turnaround season that had started with three straight losses but ended at 5-3-1.

Scoring Summary	1	2	3	4	Total
South Carolina	0	7	0	7	14
Wake Forest	6	0	6	14	26

Team Statistics	USC	WFU
First Downs	7	24
Total Offense	157	396
Yards Rushing	88	378
Yards Passing	69	18
Passing (Comp-Att-Int)	4-11-1	1-6-2
Penalties-Yards	1-5	8-70
Fumbles-Lost	3-1	3-1

1949 DIXIE BOWL

January 1, 1949 • Birmingham, AL

20 **WF 7**

Three years after competing in the first Gator Bowl, the Demon Deacons were invited to Birmingham, Ala., to compete in the second -- and last -- Dixie Bowl. Unlike that first postseason experience, though, this venture proved unfulfilling from a won-lost standpoint as Wake Forest dropped a hard-fought 20-7 contest to Baylor in what was frequently referred to at the time as the "Battle of the Baptists."

A crowd of over 20,000 was in attendance as Baylor jumped out to a 20-0 lead with three touchdowns in the first half, two coming on lengthy drives, the third following a long pass interception. The Deacs of Coach Peahead Walker refused to quit, however, and rallied to pull within striking distance on a TD by Mike Sprock in the third period after recovering a Baylor fumble. Wake went on to control most of the game and held the advantage statistically overall (six more first downs, 63 more yards in total offense), but never could reach paydirt again. The contest marked the first time that a Wake Forest football team had played in a January bowl game. The Demon Deacons finished the season with a 6-4 record.

Scoring Summary	1	2	3	4	Total
Wake Forest	0	0	7	0	7
Baylor	6	14	0	0	20

Team Statistics	BAY	WFU
First Downs	11	17
Total Offense	214	277
Yards Rushing	138	191
Yards Passing	76	86
Passing (Comp-Att-Int)	6-15-0	10-24-2
Yards Penalized	50	70
Fumbles-Lost	3	2



Peahead Walker coached the Deacs to the Gator and Dixie

POSTSEASON GAMES

TANGERINE BOWL



1979 TANGERINE BOWL

December 22, 1979 • Orlando, FL



34 WF 10

After a 30-year absence from the bowl scene, Wake Forest completed one of the most surprising stories in college football in 1979 with a visit to the Tangerine Bowl in Orlando, Fla. The Demon Deacons earned that trip and a pairing against an emotional LSU squad, playing its final game under veteran coach Charlie McClendon by compiling an 8-3 regular season mark and attaining a national ranking in the top 20.


The Tigers seized the momentum early with touchdown drives on their first two possessions. Wake Forest, meanwhile, was struggling offensively and committed three turnovers before Phil Denfeld made the score 24-3 with a field goal as the first half ended.

Coach John Mackovic's Deacs came back to play much better after intermission, taking the second half kickoff and scoring their lone TD of the night on an eight-play drive that ended with a 34-yard pass from Jay Venuto to Wayne Baumgardner. Two other drives into LSU territory were halted, though, and the SEC power eventually built its advantage with 10 more points in the final period.

Scoring Summary	1	2	3	4	Total
Wake Forest	0	3	7	0	10
LSU	14	10	0	10	34

Team Statistics	LSU	WFU
First Downs	24	16
Total Offense	496	263
Yards Rushing	223	30
Yards Passing	273	233
Passing (Comp-Att-Int)	16-26-1	15-30-4
Penalties-Yards	6-44	4-30
Fumbles-Lost	2-2	4-1

Top Individuals		
Rushing	(WFU)	McDougald 15-54
	(LSU)	Woodley 10-68-1td
Passing	(WFU)	Venuto 20-10-165-1td-3int
	(LSU)	Woodley 19-11-199-1td-1int
Receiving	(WFU)	Baumgardner 6-128-1td
	(LSU)	Murphree 5-60-1td



1992 INDEPENDENCE BOWL

December 31, 1992 • Shreveport, LA



39 O 35


Wake Forest staged a stirring second half rally for a 39-35 victory over Oregon before 31,337 fans and a national television audience on ESPN, concluding a stunning year in appropriate fashion. The Deacons had been 1-3 in September until reeling off six straight wins to climb into the national polls for the first time in 13 years and capture the imagination of college football followers everywhere.

Oregon held the upper hand early, taking advantage of four first-half turnovers to build a 22-10 halftime lead, then adding another TD late in the third period that left the Deacs trailing, 29-10, with less than 20 minutes remaining in the game. Ned Moultrie scored on a short run, then Todd Dixon, who was named the game's Most Outstanding Player, exploded with TD receptions of 30 and 61 yards in less than four minutes to give his team a 31-29 edge that it would never relinquish. John Leach, who ran for 116 yards, added what proved to be the deciding score later in the final quarter. Dixon finished with five receptions for 166 yards and two TDs, while veteran coach Bill Dooley completed his outstanding career with victory No. 162.


Scoring Summary	1	2	3	4	Total
Wake Forest	7	3	14	15	39
Oregon	13	9	7	6	35

Team Statistics	Oregon	WFU
First Downs	23	18
Total Offense	339	516
Yards Rushing	112	193
Yards Passing	227	323
Passing (Comp-Att-Int)	24-40-1	15-27-3
Penalties-Yards	6-55	11-108
Fumbles-Lost	0-0	3-3

Top Individuals		
Rushing	(WFU)	Leach 21-123-2td
	(ORE)	Burwell 11-57-1td
Passing	(WFU)	West 27-15-262-1td-3int
	(ORE)	O'Neil 40-24-227-2td-1int
Receiving	(WFU)	Dixon 5-166-2td
	(ORE)	Harris 6-74-1td



POSTSEASON GAMES



1999 ALOHA BOWL

December 25, 1999 • Honolulu, HI

WF 23 3

A Wake Forest team anchored by 26 seniors earned the first winning season and first bowl bid in head coach Jim Caldwell's tenure. That veteran leadership helped the Deacs to an impressive 23-3 win over Arizona State in the nationally-televised Jeep Aloha Bowl on Christmas Day.

Both teams got off to a slow start offensively, and the score was tied 3-3 at intermission. The Deacs got rolling in the second half, however, blanking ASU 20-0. After another field goal, Wake broke the game open as quarterback Ben Sankey hit Coach's son, Jimmy Caldwell, across the middle, and Caldwell scampered 56 yards into the endzone. The Sun Devils managed just 42 yards of offense after that point, as Morgan Kane's 1-yard TD leap and Matt Burdick's third field goal provided the final margin.

Sankey earned Bowl MVP honors, passing for 188 yards and rushing for 56.

The Deacon defense was stifling, holding the Sun Devils to just 164 yards of total offense. Adrian Duncan led the defense with eight tackles and a sack, while Fred Robbins collected three sacks.

Scoring Summary	1	2	3	4	Total
Wake Forest	3	0	10	10	23
Arizona State	0	3	0	0	3

Team Statistics	WFU	ASU
First Downs	11	15
Total Offense	164	350
Yards Rushing	94	162
Yards Passing	70	188
Passing (Comp-Att-Int)	15-26-0	13-22-1
Penalties-Yards	3-21	1-15
Fumbles-Lost	3-2	0-0

Top Individuals

Rushing	(WFU)	Kane 20-89-1td
	(ASU)	Redmond 17-93
Passing	(WFU)	Sankey 22-13-188-1td-1int
	(ASU)	Goodman 16-10-42
Receiving	(WFU)	Deese 3-38
	(ASU)	Heap 5-39



2002 SEATTLE BOWL

December 30, 2002 • Seattle, WA

WF 38 17

In his last game at WFU, James MacPherson passed for a season-high 241 yards and two touchdowns as the Deacons beat Oregon 38-17 in the Seattle Bowl.

MacPherson, who also ran for a score, hit Jason Anderson with TD tosses of 57 and 63 yards to earn MVP honors. Wake Forest (7-6) finished with a winning record for the second straight year. The Deacons last had consecutive winning seasons in 1987-88.

The second annual Seattle Bowl marked the first meeting between the Ducks and Demon Deacons since Dec. 31, 1992 in the Independence Bowl in Shreveport, La. Wake Forest also won that game, 39-35.

Entering the game, Wake Forest was ranked eighth nationally in rushing offense, averaging 239.9 yards a game. The Deacs ran for 256 against Oregon, even with their early emphasis passing.

The Ducks opened the game with a 45-yard field goal, but Wake Forest answered with a seven-play, 65-yard drive, topped by Ovie Mughelli's one-yard touchdown run.

MacPherson found Anderson for a 57-yard scoring pass early in the second quarter to push Wake's lead to 14-3. MacPherson also added a one-yard touchdown dash just before halftime.

MacPherson, who had just six touchdown passes going into the game, closed the third quarter with his 63-yard touchdown pass to Anderson. Chris Barclay added a 12-yard TD run late in the game for the final margin. Anderson caught three passes for a career-best 157 yards.

Scoring Summary	1	2	3	4	Total
Wake Forest	7	14	10	7	38
Oregon	3	7	7	0	17

Team Statistics	ORE	WFU
First Downs	13	23
Total Offense	290	497
Yards Rushing	129	256
Yards Passing	165	241
Passing (C-A-I)	41-20-0	16-9-0
Penalties-Yards	2-10	3-15
Fumbles-Lost	1-1	3-0

Top Individuals

Rushing	(WFU)	Barclay 19-82-1td
	(ORE)	Smith 18-62
Passing	(WFU)	MacPherson 9-16-241-2td
	(ORE)	Clemens 19-31-161-1td
Receiving	(WFU)	Anderson 3-157-2td
	(ORE)	Howry 5-50



POSTSEASON GAMES



2006 ACC CHAMPIONSHIP GAME

December 2, 2006 • Jacksonville, FL

WF 9 GT 6

JACKSONVILLE, Fla. (AP) — Wake Forest's defensive players huddled near the sideline, pushing and shoving, yelling and screaming and jumping.

They were trailing 6-3 and ready to do something about it. Riley Swanson did.

Swanson intercepted a pass from Georgia Tech quarterback Reggie Ball on the next play, sparking a comeback that gave Wake its first ACC championship in 36 years.

Riley Skinner followed Swanson's pick with long completions on consecutive drives, setting up game MVP Sam Swank's final two field goals that gave No. 16 Wake Forest a 9-6 victory over 23rd-ranked Georgia Tech in the ACC title game.

Skinner, who grew up in Jacksonville, finished 14-for-25 for 201 yards in his homecoming —and may have had the biggest cheering section in the stadium. He was sacked four times, but he came up big when the Demon Deacons needed it most.


He hooked up with John Tereshinski for a 39-yard gain on third-and-10, setting up Swank's second field goal, a 33-yarder with

8:27 to play. On the next possession, Skinner found Willie Idlette down the middle for a 45-yard gain, setting up a 22-yarder that turned out to be the game-winner.

Scoring Summary	1	2	3	4	Total
Wake Forest	0	3	0	6	9
Georgia Tech	3	0	0	3	6

Team Statistics	WFU	GT
First Downs	16	18
Net Yards Rushing	91	143
Net Yards Passing	201	129
Passes Attempted	25	29
Passes Completed	14	9
Total Net Yards	292	272
Turnovers	0	2
Possession	34:12	25:48

Top Individuals		
Rushing	(WFU)	Moore 16-38
	(GT)	Choice 21-100
Passing	(WFU)	Skinner 14-25-201
	(GT)	Ball 9-29-129
Receiving	(WFU)	Idlette 3-73
	(GT)	C. Johnson 8-117



2007 FEDEX ORANGE BOWL

January 2, 2007 • Miami, FL

Cardinal 24 WF 13

MIAMI, Fla. (AP) — Wake Forest finally ran out of magic.

All season long, the Deacons demonstrated an ability to conjure improbable victories in difficult situations, becoming the Cinderella of this year's Bowl Championship Series. But when they needed one final spark — in the biggest game of the year — they came up short.

No. 15 Wake Forest lost 24-13 to No. 5 Louisville in the Orange Bowl in the Deacons' first BCS appearance. And for a team which made its name on winning the close games, losing one to end the season was tough to take.


The Deacons (11-3) entered as 10-point underdogs, and did an effective job of keeping Louisville quarterback Brian Brohm in check during the first half, holding him to 7-of-13 passing for 79 yards at halftime.

For a while, the redshirt freshman Skinner outdueled his higher-profile counterpart by completing 14 of his first 17 passes for 199 yards. His 30-yard touchdown pass to Nate Morton tied it at 10 early in the third quarter.


Scoring Summary	1	2	3	4	Total
Louisville	0	10	0	14	24
Wake Forest	0	3	7	3	13

Team Statistics	WFU	LOU
First Downs	18	23
Rushing Attempts	29	37
Net Yards Rushing	111	125
Net Yards Passing	271	332
Passes Attempted	33	35
Passes Completed	21	25
Had Intercepted	1	0
Total Net Yards	382	457
Fumbles-Lost	2-2	3-2
Punts-Average	5-38.6	4-34.0
Possession	27:36	32:24

Top Individuals		
Rushing	(WFU)	Moore 12-73
	(LOU)	Smith 16-82
Passing	(WFU)	Skinner 21-33-271
	(LOU)	Brohm 23-34-311
Receiving	(WFU)	Idlette 6-91
	(LOU)	Douglas 10-165



POSTSEASON GAMES



2007 MEINEKE CAR CARE BOWL

December 29, 2007 • Charlotte, NC

WF 24 10

CHARLOTTE, N.C. (AP) — Behind do-it-all receiver Kenneth Moore and a swarming defense full of big plays, Wake Forest rallied to beat fellow upstart Connecticut 24-10 in the Meineke Car Care Bowl.

The Demon Deacons had to come from behind to do it, reeling off the final 24 points after falling behind 10-0 at halftime against the Huskies, who were playing in only their second bowl game.

"We're not about losing anymore," Wake Forest cornerback Alphonso Smith said. "We're not about coming close or competing in a game."

Riley Skinner completed 29 of 38 passes for 268 yards, one touchdown and two interceptions, and ACC rookie of the year Josh Adams rushed for 81 yards and a score.

Linebacker Stanley Arnoux highlighted a series of big plays for Wake Forest with an interception and two fourth-down stops.


"Stanley Arnoux is one of those guys nobody talks about, but he might be our best defensive player," Grobe said.

Skinner put the Deacons ahead late in the third quarter by floating a pass to the left corner of the end zone for tight end John Tereshinski for a 20-yard TD.

Scoring Summary	1	2	3	4	Total
Connecticut	7	3	0	0	10
Wake Forest	0	0	14	10	24

Team Statistics	UC	WFU
First Downs	9	23
Net Yards Rushing	115	144
Net Yards Passing	98	268
Passes Attempted	29	38
Passes Completed	13	29
Total Net Yards	213	412
Turnovers	1	2
Possession	25:09	34:51

Top Individuals		
Rushing	(WFU)	Adams 19-66
	(UC)	Brown 13-72
Passing	(WFU)	Skinner 29-38-268
	(UC)	Lorenzen 13-26-98
Receiving	(WFU)	Moore 11-112
	(UC)	Kanuch 3-36



2008 EAGLEBANK BOWL

December 20, 2008 • Washington, DC

WF 29 19

WASHINGTON (AP) — Riley Skinner found a perfect way to obliterate the miserable memory of his painful performance against Navy earlier this season.

Skinner went 11-for-11 and threw the go-ahead touchdown pass to Ben Wooster with 7:52 left, leading Wake Forest to a 29-19 comeback victory over the Midshipmen in the inaugural EagleBank Bowl to open the 2008 bowl season. He finished with 166 yards passing and was named the game's Most Valuable Player.

It was a rematch of a September game played at Wake Forest, when Navy took advantage of five turnovers by Skinner--four interceptions and a fumble--to pull off a 24-17 upset.

Navy scored the first 17 points in that game, but Skinner didn't flinch, directing Wake Forest (8-5) to a touchdown in the final minute of the first half and opened the third quarter with a 73-yard drive that ended with a 5-yard run by Josh Adams for a 14-13 lead.

Navy (8-5) went back in front when Kaipo-Noa Kaheaku-Enhada scored on a 2-yard run with 12:30 to go, but Skinner went 4-for-4 for 69 yards in an 80-yard drive that ended with his 8-yard pass to Wooster. Skinner then hit Devon Brown in the back of the end zone for the conversion that made it 22-19.

Kevin Harris rushed for 136 yards in his first start since 2006, and Josh Adams scored two touchdowns for Wake Forest.

Senior cornerback Alphonso Smith set an ACC record with his 21st career interception.

Scoring Summary	1	2	3	4	Total
Wake Forest	0	7	7	15	29
Navy	10	3	0	6	19

Team Statistics	WFU	NAVY
First Downs	18	12
Rushing Attempts	48	48
Net Yards Rushing	239	221
Net Yards Passing	166	32
Passes Attempted	11	7
Passes Completed	11	2
Had Intercepted	0	1
Total Net Yards	405	253
Fumbles-Lost	2-1	2-1
Punts-Average	4-40.2	3-42.3
Possession	30:07	29:53

Top Individuals		
Rushing	(WFU)	Harris 24-142
	(NAVY)	Kaheaku-Enhada 15-91
Passing	(WFU)	Skinner 11-11-166
	(NAVY)	Kaheaku-Enhada 2-7-32
Receiving	(WFU)	Boldin 4-66
	(NAVY)	Barnes 2-32



POSTSEASON GAMES



2011 MUSIC CITY BOWL December 30, 2011 • Nashville, Tenn.

MSU 23 WF 17


NASHVILLE, Tenn. — Mississippi State withstood a late Wake Forest rally to down the Demon Deacons 23-17 in the Franklin American Mortgage Music City Bowl at LP Field in Nashville. The Deacons (6-7) fell victim to Mississippi State's (7-6) potent rushing attack as Vick Ballard ran for a career-high 180 yards and two touchdowns to head up the Bulldogs' 255 yards on the ground. The loss overshadowed a career day for Wake Forest redshirt sophomore Michael Campanaro who caught 10 passes for 128 yards – both career highs. After the Deacs had fallen behind by two scores in the fourth quarter, Jimmy Newman nailed a 46-yard field goal with 3:24 remaining in the game to cut the MSU lead to six points and Wake Forest followed by forcing a three and out to get the ball back. But Tanner Price fired incomplete on three straight passes to give the ball back to the Bulldogs, who were able to run out the clock and secure the victory.

Wake Forest forced four turnovers, its second-highest total of the season. Two of them came on interceptions by Duran Lowe, the first of his career, and Merrill Noel, along with fumble recoveries by Nikita Whitlock and Kenny Okoro to keep the Deacons within striking distance for the entire contest.

Scoring Summary	1	2	3	4	Total
Mississippi State	7	9	0	7	23
Wake Forest	7	0	7	3	17

Team Statistics	MSU	WFU
First Downs	14	21
Net Yards Rushing	253	63
Net Yards Passing	129	224
Passes Attempted	20	48
Passes Completed	12	26
Total Net Yards	382	287
Turnovers	4	0
Possession	24:10	35:50

Top Individuals	
Rushing	(MSU) Ballard 14-180 (WFU) Pendergrass 24-73
Passing	(MSU) Relf 12-19-129 (WFU) Price 24-46-214
Receiving	(MSU) Smith 5-47 (WFU) Campanaro 10-128



2016 MILITARY BOWL December 27, 2016 • Annapolis, Md.


WF 34 T 26

ANNAPOLIS, Md. -- The Wake Forest football team jumped out to a 31-7 lead and held on to defeat No. 23-ranked Temple, 34-26, to claim the 2016 Military Bowl inside Navy-Marine Corps Memorial Stadium on Tuesday, Dec. 27. The victory was the Demon Deacons' first bowl win since 2008, and the first victory over a ranked team since 2011. After the Owls (10-4) cut Wake Forest's (7-6) lead to 31-26 with 3:39 remaining, John Armstrong returned a kickoff 80 yards, leading to a Mike Weaver field goal with 1:59 left. Temple returned the kickoff to its own 47-yard-line and completed a 9-yard pass, but the Deacons' defense held strong with a pass breakup by Thomas Brown and a tackle for loss by Duke Ejiofor, then an incomplete pass for a turnover on downs. Wake Forest entered victory formation and twice took a knee to seal the win. Brown was named the Military Bowl MVP for his efforts on defense. He tied for the team lead with seven tackles, also adding a sack, 2.5 TFLs and a forced fumble, helping the Deacons shut down the Owl rushing game, limited to -20 yards.

Scoring Summary	1	2	3	4	Total
Temple	7	3	10	6	26
Wake Forest	14	17	0	3	34

Team Statistics	TEM	WFU
First Downs	21	22
Rushing Attempts	23	43
Net Yards Rushing	-20	125
Net Yards Passing	396	243
Passes Attempted	49	29
Passes Completed	28	14
Had Intercepted	1	2
Total Net Yards	376	368
Fumbles-Lost	3-1	2-0
Possession	30:57	29:03

Top Individuals	
Rushing	(WFU) Carney 17-71 (TEM) Thomas 7-35
Passing	(WFU) Wolford 10-19-183 (TEM) Walker 28-49-396
Receiving	(WFU) Washington 5-57 (TEM) Bryant 11-151



POSTSEASON GAMES



2017 BELK BOWL

December 29, 2017 • Charlotte, N.C.

WF 55 52

CHARLOTTE, N.C. -- Wake Forest and Texas A&M engaged in the most entertaining bowl game of the season as the Demon Deacons came away with a 55-52 win over the Aggies on Dec. 29 in the Belk Bowl at Bank of America Stadium.

The game was a back-and-forth affair all afternoon and wasn't settled until Wake Forest running back Matt Colburn scored on a one-yard run with just 2:18 to play. The Deacon defense then forced the Aggies into a fourth down incomplection with 28 seconds remaining to seal the win.

The contest featured five lead changes and over 1,200 yards of total offense. The two teams combined to set NCAA bowl game records for total offense plays (191) and pass completions (74) by both teams. Wake Forest was led by quarterback John Wolford who, in his final college game, completed 32 of 49 passes for 400 yards and four touchdowns. Colburn had 150 yards on 21 carries including an electric 66-yard run. Wide receiver Scotty Washington caught nine passes for 138 yards and a score while tight end Cam Serigne had a touchdown reception to go with nine catches and 112 yards receiving.

Linebacker Jaboree Williams led the Deacon defense with 11 tackles and an interception while safety Cam Glenn and linebacker Justin Strnad


each had 10 tackles in the contest.

Scoring Summary	1	2	3	4	Total
Wake Forest	17	21	3	14	55
Texas A&M	14	14	14	10	52

Team Statistics	WFU	TAMU
First Downs	31	32
Rushing Attempts	48	31
Net Yards Rushing	246	115
Net Yards Passing	400	499
Passes Attempted	49	63
Passes Completed	32	42
Had Intercepted	0	1
Total Net Yards	646	614

Top Individuals

Rushing	(WFU)	Colburn 21-150
	(TAMU)	T. Williams 7-65
Passing	(WFU)	Wolford 32-49-400
	(TAMU)	Starkel 42-63-499
Receiving	(WFU)	Washington 9-138
	(TAMU)	Kirk 13-189



2018 BIRMINGHAM BOWL

December 22, 2018 • Birmingham, Ala.

WF 37 34

BIRMINGHAM, Ala. -- Jamie Newman engineered his second last-second comeback victory in four starts as Wake Forest won its third straight bowl game with a 37-34 victory over Memphis in the Jared Birmingham Bowl.

Memphis led 34-30 with 1:15 remaining in the game. The Deacons started their final drive of the day at their own 25 as Newman drove them to the one-yard line behind completions of 49 and 20 yards to senior Alex Bachman, the latter giving Wake Forest a first and goal at the Memphis one. Newman scored the final touchdown, his third of the game, on a one-yard run with 34 seconds left to play.

Wake Forest had to overcome a 28-10 deficit after the Tigers returned an interception and a kickoff for touchdowns in the second quarter.

The Deacons rallied, as they did all season, scoring 20 unanswered points to take a 30-28 lead late in the third quarter behind a pair of Newman touchdown runs of 1 and 17 yards.

Newman earned MVP honors while Bachman finished with seven receptions for a career-high 171 yards. Freshman Nick Sciba was perfect on three field goal attempts including a career-long of 49 yards and contributed 13 of Wake Forest's 37 points. Junior Justin Strnad led the defense with 11 tackles and senior Demetrius Kemp recorded Wake Forest's lone interception.

Scoring Summary	1	2	3	4	Total
Memphis	14	14	0	6	34
Wake Forest	7	17	6	7	37

Team Statistics	MEM	WFU
First Downs	22	26
Rushing Attempts	53	50
Net Yards Rushing	207	201
Net Yards Passing	171	328
Passes Attempted	29	40
Passes Completed	15	22
Passes Completed	32	42
Had Intercepted	0	1
Total Net Yards	646	614

Top Individuals

Rushing	(WFU)	Newman 23-91
	(MEM)	Taylor 30-110
Passing	(WFU)	Newman 22-40-328
	(MEM)	White 15-27-171
Receiving	(WFU)	Bachman 7-171
	(MEM)	Coxie 6-70



POSTSEASON GAMES



2019 PINSTRIPE BOWL

December 27, 2019 • New York, N.Y.

27 **WF** 21

NEW YORK – Despite three touchdown passes from quarterback Jamie Newman and a complete four-quarter battle, Wake Forest fell to Michigan State in the 2019 New Era Pinstripe Bowl, 27-21.

This marked the season finale for both teams.

Newman finished the game with 262 total yards including a team-high 87 yards on the ground.

The redshirt junior connected with eight different receivers on the night including senior Kendall Hinton and freshman Donovan Greene. Hinton and Greene led the Demon Deacons with three catches as both had a touchdown catch in the first half.

Freshman safety Trey Rucker led the way defensively, tying a career-high with 10 tackles. He had 10 tackles in the last two games of the 2019 season.

Scoring Summary	1	2	3	4	Total
Wake Forest	7	14	0	0	21
Michigan State	10	10	7	0	27

Team Statistics	WFU	MSU
First Downs	17	26
Rushing Attempts	41	41
Net Yards Rushing	176	177
Net Yards Passing	175	320
Passes Attempted	38	29
Passes Completed	26	12
Had Intercepted	1	1
Total Net Yards	351	497

Top Individuals

Rushing	(WFU)	Newman 17-87
	(MSU)	Collins 21-96
Passing	(WFU)	Newman 12-27-175
	(MSU)	Lewerke 26-37-320
Receiving	(WFU)	Hinton 3-48
	(MSU)	White 8-97



2020 DUKE'S MAYO BOWL

December 30, 2020 • Charlotte, N.C.

42 **WF** 28

CHARLOTTE, N.C. – The Wake Forest football team fell to Wisconsin, 42-28, in the Duke's Mayo Bowl on Wednesday afternoon.

The Deacs are now 15-12 all-time in neutral site games played in Charlotte. It snapped a three-game winning streak in the Queen City that included 2017 Belk Bowl and 2007 Meineke Car Care Bowl wins.

A four-game winning streak in October highlighted the Demon Deacons' run to a program record fifth-straight bowl appearance. The streak is the third longest in the ACC, trailing just Clemson and Miami (FL).

Redshirt junior wide receiver Jaquarii Roberson continued to cement his season as one of the best in Wake Forest history. The Murfreesboro, N.C. native caught a touchdown on his first three targets in the game, setting a new career best.

With 131 yards in the game, he became just the third player in program history to have four consecutive 100-yard receiving games, which also tied a program record. He joined Chris Givens in 2011 and Wayne Baumgardner in 1979 who each had streaks of four in their respective seasons.

Scoring Summary	1	2	3	4	Total
Wake Forest	14	0	7	7	28
Wisconsin	0	14	14	14	42

Team Statistics	WFU	WIS
First Downs	27	19
Rushing Attempts	35	44
Net Yards Rushing	111	122
Net Yards Passing	407	144
Passes Attempted	52	20
Passes Completed	24	13
Had Intercepted	4	1
Total Net Yards	518	266

Top Individuals

Rushing	(WFU)	Beal-Smith 21-82
	(WIS)	Groshek 13-41
Passing	(WFU)	Hartman 20-37-318
	(WIS)	Mertz 11-17-130
Receiving	(WFU)	Roberson 8-131
	(WIS)	Dunn 6-60



POSTSEASON GAMES



2021 ACC CHAMPIONSHIP

December 4, 2021 • Charlotte, N.C.

Pitt 45 WF 21

CHARLOTTE – Wake Forest's 2021 season will be remembered following a 10-win regular season and an Atlantic Division Championship. The Demon Deacons' (10-3, 7-1 ACC) bid to bring home the ACC Championship fell short on Saturday, Dec. 4 as Pitt (11-2, 7-1 ACC) defeated Wake Forest, 45-21.

It was an exciting week for the Wake Forest program since claiming its second division crown at Boston College last Saturday, as All-ACC left tackle Zach Tom was announced as the league's 2021 Jim Tatum Award recipient and head coach Dave Clawson earned the league's Coach of the Year honor. Additionally, a program record 15 players were named to the league's All-ACC team.

Despite the loss on Saturday in the ACC Championship to Pitt, Wake Forest's 10-3 record this season marks the second time in program history that it has won double-digit games. With that, Coach Clawson is the only active Power 5 head coach in the country to win double-digit games in a single season at four different Division I institutions.

The Deacs earned their 10 victories against a difficult schedule that featured nine bowl-eligible programs. Wake Forest was the first school in the ACC to become bowl eligible with a perfect mark of 6-0 and the Deacs 8-0 start to the season was the best in school history in addition to having the longest winning streak in school history.

Scoring Summary	1	2	3	4	Total
Wake Forest	21	0	0	0	21
Pitt	14	10	7	14	45

Team Statistics	WFU	PITT
First Downs	24	22
Rushing Attempts	39	38
Net Yards Rushing	82	112
Net Yards Passing	213	273
Passes Attempted	46	34
Passes Completed	21	21
Had Intercepted	4	0

Top Individuals

Rushing	(WFU)	Turner 6-34
	(PITT)	Abanikanda 9-55
Passing	(WFU)	Hartman 21-46-213
	(PITT)	Pickett 20-33-253
Receiving	(WFU)	Morin 4-83
	(PITT)	Addison 8-126



2021 GATOR BOWL

December 31, 2021 • Jacksonville, Fla.

R 10 WF 38

JACKSONVILLE -- The 2021 Wake Forest football team capped off its historic season on New Year's Eve, defeating Big Ten foe Rutgers in the 77th annual TaxSlayer Gator Bowl 38-10 inside TIAA Bank Field on Friday.

No. 17 Wake Forest (11-3, 7-1 ACC) became just the second team in program history to win double-digit games and tied the program record with 11 victories while also setting a program record with seven conference victories and finished the home season with a perfect 6-0 mark.

Head Coach Dave Clawson became the first coach in program history to win four bowl games as all four titles have come during the Deacs current six-game bowl appearance streak. This run ranks as the second-longest in the ACC, trailing just Clemson.

The Deacs forced Rutgers (5-8, 2-7 Big Ten) to turn the ball over twice as Zion Keith and Gavin Holmes snared their first interceptions of the season. The Deacs limited the Scarlet Knights to just 271 total yards in the game, including 106 yards rushing.

Redshirt sophomore quarterback Sam Hartman ended his historic single-season campaign with Gator Bowl MVP honors. The Charlotte, N.C. native tossed three touchdown passes in the game and threw for 304 yards.

Fellow redshirt sophomore A.T. Perry collected 10 of Hartman's passes for 127 yards and pulled in his 15th touchdown reception of the season, tied for the fifth most in conference history.

Seniors Traveon Redd and Luke Masterson led Wake Forest's defense with seven tackles apiece in their final game in the Old Gold & Black.

Scoring Summary	1	2	3	4	Total
Wake Forest	14	6	3	15	38
Rutgers	7	3	0	0	10

Team Statistics	WFU	RUT
First Downs	28	17
Rushing Attempts	37	29
Net Yards Rushing	148	111
Net Yards Passing	304	165
Passes Attempted	39	33
Passes Completed	23	18

Top Individuals

Rushing	(WFU)	Ellison 9-59
	(RUT)	Wimsatt 4-44
Passing	(WFU)	Hartman 23-39-304
	(RUT)	Vedral 8-13-87
Receiving	(WFU)	Perry 10-127
	(RUT)	Langan 6-57



POSTSEASON GAMES

2022 GASPARILLA BOWL

December 23, 2022 • Tampa, Fla.



17 WF 27



TAMPA – Behind a three-touchdown performance from Sam Hartman as he earned MVP honors on Friday night, Wake Forest defeated Southeastern Conference representative Missouri 27-17 to win the Union Home Mortgage Gasparilla Bowl at Raymond James Stadium in Tampa, Fla. The win marked Wake Forest's fifth in the last seven years since the Deacs began the Atlantic Coast Conference's second-longest bowl streak back in 2016.

Head coach Dave Clawson's five bowl victories, which is the most in school history, now ranks tied for fifth in ACC history for postseason wins. Clawson ranks behind Bobby Bowden (Florida State, 11), Dabor Swinney (Clemson, 11), Frank Beamer (Virginia Tech, 6) and Danny Ford (Clemson, 6). Meanwhile, he is now tied with Jimbo Fisher (Florida State, 5) and Ralph Friedgen (Maryland, 5).

Hartman earned his second-straight bowl game MVP honor, as he garnered the accolade following his standout performance against Rutgers in the TaxSlayer Gator Bowl in 2021.

With that, the Charlotte, N.C. native is the first player in program history to earn two bowl game MVPs in their career at Wake Forest.

Overall for the game, Hartman completed 23-of-36 passes for 280 yards and three touchdown passes. His five-yard touchdown throw to redshirt sophomore Taylor Morin in the first quarter set a new Atlantic Coast Conference record for career TD passes. The scoring toss was his 108th of his storied career as he passed Clemson's Tahj Boyd for the league record.

Scoring Summary	1	2	3	4	Total
Wake Forest	7	7	6	7	27
Missouri	3	7	7	0	17

Team Statistics	WFU	MIZ
First Downs	22	22
Rushing Attempts	35	33
Net Yards Rushing	106	127
Net Yards Passing	280	230
Passes Attempted	36	49
Passes Completed	23	30
Had Intercepted	1	0
Total Net Yards	386	357

Top Individuals

Rushing	(WFU)	Ellison 21-64
	(MIZ)	Schrader 13-54
Passing	(WFU)	Hartman 23-36-280
	(MIZ)	Cook 30-49-230
Receiving	(WFU)	Perry 11-116
	(MIZ)	Cooper 7-72



SERIES RECORDS

Opponent	G	W-L-T	First	Last	Streak
Air Force	1	0-1-0	1998	1998	L1
Appalachian State	23	15-7-1	1975	2017	W2
Arizona State	1	1-0-0	1999	1999	W1
Army West Point	18	13-5-0	1945	2022	W2
Asheville Athletics	1	1-0-0	1892	1892	W1
Atlantic Christian	1	1-0-0	1922	1922	W1
Auburn	8	2-6-0	1958	1982	L1
Baltimore	1	1-0-0	1930	1930	W1
Baylor	6	1-5-0	1948	2009	L1
Boston College	29	13-14-2	1941	2022	W3
Boston University	2	2-0-0	1985	1986	W2
Campbell	1	1-0-0	2020	2020	W1
Camp Davis	2	1-1-0	1941	1943	L1
Carson-Newman	1	1-0-0	1932	1932	W1
Catawba	1	1-0-0	1929	1929	W1
Catholic	2	0-2-0	1932	1933	L2
Chattanooga	1	1-0-0	1946	1946	W1
Citadel, The	3	2-1-0	1910	1980	W2
Clemson	88	17-70-1	1933	2022	L14
Connecticut	3	2-1-0	2003	2007	W2
Davidson	30	11-15-4	1908	1972	W5
Delaware	2	2-0-0	1932	2016	W2
Duke	102	41-59-2	1889	2022	L1
Duquesne	3	3-0-0	1947	1949	W3
East Carolina	8	6-2-0	1963	2005	W5
Elon	12	11-0-1	1920	2019	W5
Emory & Henry	1	0-1-0	1934	1934	L1
Erskine	3	3-0-0	1931	1937	W3
Florence YMCA	1	1-0-0	1915	1915	W1
Florida	4	0-4-0	1923	1957	L4
Florida State	40	9-30-1	1956	2022	W3
Furman	18	7-11-0	1917	1977	W2
Gallaudet	2	1-1-0	1913	1915	W1
Gardner-Webb	2	2-0-0	2011	2014	W2
George Washington	11	9-2-0	1934	1954	W8
Georgetown	3	2-1-0	1946	1949	L1
Georgia	3	2-1-0	1943	1979	W2
Georgia Tech	31	8-23-0	1917	2017	L3
Greensboro AAB	1	0-1-0	1943	1943	L1
Guilford	12	11-0-1	1916	1934	W6
Hampden-Sydney	3	1-1-1	1917	1922	W1
High Point	1	1-0-0	1927	1927	W1
Horner Academy	2	2-0-0	1910	1912	W2
Houston	2	0-2-0	1967	1970	L2
Illinois State	1	1-0-0	1988	1988	W1
Indiana	2	1-1-0	2015	2016	W1
Kansas State	2	1-1-0	1975	1976	W1
Lenoir-Rhyne	1	1-0-0	1925	1925	W1
Liberty	3	3-0-0	2006	2022	W3
Louisiana State	3	0-3-0	1960	1979	L3
Louisville	10	3-7-0	2006*	2022	L1
Lynchburg	3	2-1-0	1922	1924	W2
Marshall	3	2-1-0	1939	1941	L1
Maryland	62	18-43-1	1917	2013	W1
Maryville	1	1-0-0	1909	1909	W1
Memphis	5	3-2-0	1964	2018	W1
Mercer	4	2-2-0	1927	1930	W2
Michigan	2	0-2-0	1976	1988	L2
Michigan State	1	0-1-0	2019	2019	L1
Minnesota	1	0-1-0	1968	1968	L2
Miami (Fla.)	11	3-8-0	1928	2013	L7
Mississippi	2	2-0-0	2006	2008	W2
Mississippi State	1	0-1-0	2011	2011	L1
Missouri	1	1-0-0	2022	2022	W1
Navy	12	7-5-0	1929	2010	L2
Nebraska	3	0-3-0	1970	2007	L3
Norfolk Blues	1	0-1-0	1910	1910	L1

Opponent	G	W-L-T	First	Last	Streak
Norfolk State	1	1-0-0	2021	2021	L1
North Carolina	110	36-72-2	1888	2022	L3
North Carolina A&T	1	1-0-0	2004	2004	W1
Northern Illinois	2	1-1-0	2001	2002	L1
NC Medical College	1	0-1-0	1909	1909	L1
NC Pre-Flight	1	1-0-0	1943	1943	W1
NC State	116	42-68-6	1895	2022	L1
Northwestern	4	2-2-0	1991	1997	W2
Notre Dame	5	0-5-0	2011	2018	L5
Oglethorpe	1	0-1-0	1931	1931	L1
Oklahoma	1	0-1-0	1974	1974	L1
Old Dominion	1	1-0-0	2021	2021	W1
Oregon	2	2-0-0	1992	2002	W2
Penn State	1	0-1-0	1974	1974	L1
Pitt	2	0-2-0	2018	2021	L2
Presbyterian	13	8-4-1	1926	2017	W8
Purdue	5	1-4-0	1968	2003	L1
Quantico Marines	1	0-1-0	1927	1927	L1
Randolph-Macon	1	1-0-0	1938	1938	W1
Rice	4	2-1-1	1989	2019	W2
Richmond	17	9-8-0	1889	1987	W4
Richmond Blues	1	1-0-0	1915	1915	W1
Richmond College of Medicine	1	1-0-0	1912	1912	W1
Roanoke	2	2-0-0	1911	1914	W2
Rutgers	3	3-0-0	1997	2021	W3
Sewanee Club (Va.)	1	1-0-0	1919	1919	W1
South Carolina	56	20-34-2	1909	1987	L7
Southern Methodist	3	0-3-0	1949	1975	L3
Stanford	2	1-1-0	2009	2010	L1
Syracuse	12	6-6-0	2006	2022	W3
Temple	2	1-1-0	1930	2016	W1
Tennessee	9	3-6-0	1892	1985	L4
Texas	1	0-1-0	1973	1973	L1
Texas A&M	1	1-0-0	2017	2017	W1
Texas Christian	1	0-1-0	1952	1952	L1
Texas Tech	2	0-2-0	1940	1941	L2
Towson	1	1-0-0	2018	2019	W1
Tulane	4	2-2-0	1959	2018	W2
Tulsa	3	3-0-0	1967	1989	W3
UAB	1	1-0-0	1999	1999	W1
ULM	2	0-2-0	2013	2014	L2
USS Franklin	3	2-1-0	1910	1914	W2
Utah State	3	2-1-0	2014	2019	W2
Vanderbilt	17	7-10-0	1964	2022	W1
Villanova	4	2-2-0	1952	1988	W1
Virginia	51	17-34-0	1889	2021	W5
Virginia Military	8	4-2-2	1892	2022	W4
Virginia Tech	39	13-25-1	1916	2020	W1
Warrenton Prep	3	3-0-0	1908	1911	W3
Washington & Lee	9	2-7-0	1892	1924	W1
West Virginia	2	0-2-0	1955	1957	L2
Western Carolina	3	3-0-0	1982	1991	W3
Western Maryland	2	1-1-0	1938	1939	W1
William Jewell	1	1-0-0	1940	1940	W1
William & Mary	20	10-9-1	1921	1985	W3
Wisconsin	1	0-1-0	2020	2020	W1
Wofford	7	6-0-1	1914	1937	W3

* The 2007 Louisville contest occurred during the 2006 season

SERIES RESULTS

AIR FORCE

Overall: Air Force leads 1-0-0

All Games at WFU: --
 Games at Allegacy Stadium: --
 All Games at Air Force: 0-1
 Games at Falcon Stadium: 0-1
 Dave Clawson vs. Air Force: --
 Troy Calhoun vs. WFU: --
 Last WFU Win: --
 Last Air Force Win: 42-0 (9/5/98) at Truist Field
 Last WFU win at Air Force: --
 Last Air Force win at WFU: --
 Current Streak: Air Force, 1
 Longest WFU Streak: --
 Longest Air Force Streak: 1 (1998-pre)
 Largest WFU win: --
 Largest Air Force win: 42 in 1998

9/5/1998	L	H	0-42
----------	---	---	------

APPALACHIAN STATE

Overall: WFU leads, 15-7-1

All Games at WFU: 14-7-1
 Games at Allegacy Stadium: 14-7-1
 All Games at Appalachian State: 1-0
 Games at Kidd Brewer Stadium: 1-0
 All Neutral site games: --
 Dave Clawson vs. Appalachian State: 1-1
 Shawn Clark vs. WFU: 0-0
 Last WFU Win: 20-19 (9/23/17), at ASU
 Last ASU Win: 20-16 (8/31/00), at WFU
 Last WFU win at ASU: 20-19 (9/23/17)
 Last ASU win at WFU: 20-16 (8/31/00)
 Current Streak: WFU, 2
 Longest WFU Streak: 4 (1979-82, 1984-87)
 Longest ASU Streak: 2 (1998-00)
 Largest WFU win: 17 in 1993
 Largest ASU win: 14 in 1991

9/23/17	W	A	20-19
9/8/2001	W	H	20-10
8/31/2000	L	H	16-20
10/3/1998	L	H	27-30
8/29/1996	W	H	19-13
8/31/1995	L	H	22-24
9/10/1994	W	H	12-10
9/18/1993	W	H	20-3
9/12/1992	W	H	10-7
10/5/1991	L	H	3-17
9/8/1990	W	H	23-12
9/9/1989	L	H	10-15
11/19/1988	T	H	34-34
9/26/1987	W	H	16-12
9/6/1986	W	H	21-13
9/28/1985	W	H	24-21
9/15/1984	W	H	17-13
9/3/1983	L	H	25-27
9/25/1982	W	H	31-22
10/3/1981	W	H	15-14
11/22/1980	W	H	28-16
9/8/1979	W	H	30-23
9/20/1975	L	H	17-19

ARIZONA STATE

Overall: Wake Forest leads 1-0-0

All Games at WFU: --
 Games at Allegacy Stadium: --
 All Games at Arizona State: --
 Games at Sun Devil Stadium: --
 Dave Clawson vs. Arizona State: --

Herm Edwards vs. WFU: --
 Last WFU Win: --
 Last Arizona State Win: --
 Last WFU win at Arizona State: --
 Last Arizona State win at WFU: --
 Current Streak: Wake Forest, 1
 Longest WFU Streak: 1 (1999-pres.)
 Longest Arizona State Streak: --
 Largest WFU win: 22 in 1999
 Largest Arizona State win: --

12/25/1999	W	N ¹	25-3
1 - Honolulu, HI			

ARMY

Overall: WFU leads 13-5-0

All Games at WFU: 7-1
 Games at Allegacy Stadium: 7-1
 All Games at Army: 6-4
 Games at Michie Stadium: 6-4
 Dave Clawson vs. Army: 4-1
 Jeff Monken vs. WFU: 1-4
 Last WFU Win: 45-10 (10/8/22) at Truist Field
 Last Army Win: 21-13 (10/29/16) at BB&T Field
 Last WFU win at Army: 70-56 (10/23/21)
 Last Army win at WFU: 21-13 (10/29/16)
 Current Streak: Wake Forest, 2
 Longest WFU Streak: 9 (1990-2015)
 Longest Army Streak: 3 (1945-1963)
 Largest WFU win: 38 in 1990
 Largest Army win: 54 in 1945

10/8/2022	W	H	45-10
10/23/2021	W	A	70-56
10/29/2016	L	H	13-21
9/19/2015	W	A	17-14
9/20/2014	W	H	24-21
9/21/2013	W	A	25-11
9/22/2012	W	H	49-37
9/15/2007	W	H	21-10
9/11/1999	W	A	34-15
10/1/1994	W	H	33-27
10/24/1992	W	H	23-7
9/29/1990	W	H	52-14
9/23/1989	L	A	10-14
10/3/1987	W	A	17-13
9/27/1986	W	A	49-14
10/19/1963	L	A	0-47
9/22/1962	L	A	14-40
10/6/1945	L	A	0-54

ASHEVILLE ATHLETICS

Overall: Wake Forest leads 1-0-0

All Games at WFU: 1-0
 Games at Allegacy Stadium: --
 All Games at Asheville: --
 Dave Clawson vs. Asheville: --
 Last WFU Win: 40-0 (5/19/1892)
 Last Asheville Win: --
 Last WFU win at Asheville: --
 Last Asheville win at WFU: --
 Current Streak: Wake Forest, 1
 Longest WFU Streak: 1 (1892-pres.)
 Longest Asheville Streak: --
 Largest WFU win: 40 in 1892
 Largest Asheville win: --

5/19/1892	W	H	40-0
-----------	---	---	------

ATLANTIC CHRISTIAN

Overall: WFU leads 1-0-0

All Games at WFU: 1-0
 Games at Allegacy Stadium: --
 All Games at Atlantic Christian: --
 Dave Clawson vs. Atlantic Christian: --
 Last WFU Win: 34-0 (9/23/1922)
 Last Atlantic Christian Win: --
 Last WFU win at Atlantic Christian: --
 Last Atlantic Christian win at WFU: --
 Current Streak: Wake Forest, 1
 Longest WFU Streak: 1 (1992-pres.)
 Longest Atlantic Christian Streak: --
 Largest WFU win: 32 in 1922
 Largest Atlantic Christian win: --

9/23/1922	W	H	34-0
-----------	---	---	------

AUBURN

Overall: WFU trails, 2-6-0

All Games at WFU: 1-0
 Games at Allegacy Stadium: 1-0
 All Games at Auburn: 1-6
 Games at Jordan-Hare Stadium: 1-6
 All Neutral site games: --
 Dave Clawson vs. Auburn: --
 Gus Malzahn vs. WFU: --
 Last WFU Win: 24-21 (9/19/81), at Auburn
 Last Auburn Win: 28-10 (9/11/82), at Auburn
 Last WFU win at Auburn: 24-21 (9/19/81)
 Last Auburn win at WFU: --
 Current Streak: Auburn, 1
 Longest WFU Streak: 2 (1979-81)
 Longest Auburn Streak: 5 (1952-78)
 Largest WFU win: 4 in 1979
 Largest Auburn win: 57 in 1969

9/11/1982	L	A	10-28
9/19/1981	W	A	24-21
10/27/1979	W	H	42-38
10/28/1978	L	A	7-21
9/20/1969	L	A	0-57
10/8/1966	L	A	6-14
11/4/1961	L	A	7-21
11/22/1952	L	A	7-21

BALTIMORE

Overall: WFU leads 1-0-0

All Games at WFU: 1-0
 Games at Allegacy Stadium: --
 All Games at Baltimore: --
 Dave Clawson vs. Baltimore: --
 Last WFU Win: 44-0 (10/10/1930)
 Last Baltimore Win: --
 Last WFU win at Baltimore: --
 Last Baltimore win at WFU: --
 Current Streak: Wake Forest, 1
 Longest WFU Streak: 1 (1930-pres.)
 Longest Baltimore Streak: --
 Largest WFU win: 44 in 1930
 Largest Baltimore win: --

10/10/1930	W	H	44-0
------------	---	---	------

BAYLOR

Overall: WFU trails, 1-5-0

All Games at WFU: 0-1
 Games at Allegacy Stadium: 0-1

All Games at Baylor: 1-4
 Games at McLane Stadium: --
 All Neutral site games: 0-1
 Dave Clawson vs. Baylor: --
 Dave Aranda vs. WFU: --
 Last WFU Win: 41-13 (8/28/08), at Baylor
 Last Baylor Win: 21-14 (9/5/09), at BB&T
 Last WFU win at Baylor: 41-13 (8/28/08)
 Last Baylor win at WFU: 21-14 (9/5/09)
 Current Streak: Baylor, 1
 Longest WFU Streak: 1 (2008)
 Longest Baylor Streak: 4 (1949-61)
 Largest WFU win: 28 in 2008
 Largest Baylor win: 42 in 1951

9/5/2009	L	H	21-14
8/28/2008	W	A	41-13
9/23/1961	L	A	0-31
9/20/1952	L	A	14-17
11/17/1951	L	A	0-42
1/2/1949	L	N ¹	7-20
1 - Dixie Bowl/Birmingham, AL			

BOSTON COLLEGE

Overall: WFU trails, 13-14-2

All Games at WFU: 4-5
 Games at Allegacy Stadium: 4-5
 All Games at BC: 9-9-1
 Games at Alumni Stadium: 6-5
 All Neutral site games: 0-0-1
 Dave Clawson vs. BC: 5-3
 Jeff Hafley vs. WFU: 0-2
 Last WFU Win: 43-15 (10/22/22), at Truist Field
 Last BC Win: 41-34 (9/13/18), at BB&T Field
 Last WFU win at BC: 41-10 (11/27/21)
 Last BC win at WFU: 41-34 (9/13/18)
 Current Streak: WF, 3
 Longest WFU Streak: 2 (2019-Pres.)
 Longest BC Streak: 4 (2007-10)
 Largest WFU win: 31 in 2021
 Largest BC win: 27 in 1942

10/22/2022	W	H	43-15
11/27/2021	W	A	41-10
9/28/2019	W	A	27-24
9/13/2018	L	H	34-41
9/9/2017	W	A	34-10
11/26/2016	L	H	14-17
10/10/2015	W	A	3-0
10/25/2014	L	H	17-23
9/6/2013	L	A	10-24
11/3/2012	W	H	28-14
10/1/2011	W	A	27-19
11/6/2010	L	H	13-23
9/26/2009	L	A	24-27 (ot)
11/22/2008	L	H	21-24
9/1/2007	L	A	28-38
11/4/2006	W	H	21-14
10/15/2005	L	A	30-35
9/25/2004	W	H	17-14
8/30/2003	W	A	32-28
11/7/1953	L	A ²	7-20
10/4/1952	T	N ¹	7-7
9/21/1951	W	A	20-6
9/22/1950	T	A	7-7
9/30/1949	L	A	7-13
9/24/1948	L	A	9-26
11/8/1947	W	A	14-13
9/27/1946	W	A	12-6

SERIES RESULTS

10/24/1942 L A² 0-27
 11/8/1941 L A 6-26
 1 - Winston-Salem, NC
 2 - at Fenway Park

BOSTON UNIVERSITY

Overall: WFU leads 2-0-0
 All Games at WFU: 1-0
 Games at Allegacy Stadium: 1-0
 All Games at Boston University: 1-0
 Dave Clawson vs. Boston University: --
 Last WFU Win: 31-0 (9/13/1986) at BB&T
 Last Boston University Win: --
 Last WFU win at Boston University: 30-0 (9/14/1985)
 Last Boston University win at WFU: --
 Current Streak: Wake Forest, 2
 Longest WFU Streak: 2 (1985-pres.)
 Longest Boston University Streak: --
 Largest WFU win: 31 in 1986
 Largest Boston University win: --

9/13/1986 W H 31-0
 9/14/1985 W A 30-0

CAMPBELL

Overall: WF leads, 1-0-0
 All Games at WFU: 1-0
 Games at Allegacy Stadium: 1-0
 All Games at Campbell: --
 Dave Clawson vs. Campbell: 1-0
 Last WFU Win: 66-14 (10/2/2020) at WFU
 Last Campbell Win: --
 Last WFU win at Campbell: --
 Last Campbell win at WFU: --
 Current Streak: Wake Forest, 1
 Longest WFU Streak: 1 (2020)
 Longest Campbell Streak: N/A
 Largest WFU win: 52 in 2020
 Largest Campbell win: --

10/2/2020 W H 66-14

CAMP DAVIS

Overall: Series is Tied 1-1-0
 All Games at WFU: --
 Games at Allegacy Stadium: --
 All Games at Camp Davis: 1-1
 Dave Clawson vs. Camp Davis: --
 Last WFU Win: 65-0 (9/20/1941) at Camp Davis
 Last Camp Davis Win: 24-20 (9/25/1943) at Camp Davis
 Last WFU win at Camp Davis: 65-0 (9/20/1941)
 Last Camp Davis win at WFU: --
 Current Streak: Camp Davis, 1
 Longest WFU Streak: 1 (1941)
 Longest Camp Davis Streak: 1 (1943)
 Largest WFU win: 65 in 1941
 Largest Camp Davis win: 4 in 1943

9/20/1941 L A 20-24
 9/25/1943 W A 65-0

CARSON-NEWMAN

Overall: WFU leads 1-0-0
 All Games at WFU: 1-0
 Games at Allegacy Stadium: --
 All Games at Carson-Newman: --
 Dave Clawson vs. Carson-Newman: --
 Last WFU Win: 20-6 (11/11/1932) at WFU
 Last Carson-Newman Win: --

Last WFU win at Carson-Newman: --
 Last Carson-Newman win at WFU: --
 Current Streak: Wake Forest, 1
 Longest WFU Streak: 1 (1932-pres.)
 Longest Carson-Newman Streak: --
 Largest WFU win: 14 in 1932
 Largest Carson-Newman win: --

11/11/1932 W H 20-6

CATAWBA

Overall: WFU leads 1-0-0
 All Games at WFU: 1-0
 Games at Allegacy Stadium: --
 All Games at Catawba: --
 Dave Clawson vs. Catawba: --
 Last WFU Win: 20-0 (9/21/1929) at WFU
 Last Catawba Win: --
 Last WFU win at Catawba: --
 Last Catawba win at WFU: --
 Current Streak: Wake Forest, 1
 Longest WFU Streak: 1 (1929-pres.)
 Longest Catawba Streak: --
 Largest WFU win: 20 in 1929
 Largest Catawba win: --

9/21/1929 W H 20-0

CATHOLIC

Overall: WFU trails 0-2-0
 All Games at WFU: 0-1
 Games at Allegacy Stadium: --
 All Games at Catholic: 0-1
 Dave Clawson vs. Catholic: --
 Last WFU Win: --
 Last Catholic Win: 12-0 (10/28/1933) at WFU
 Last WFU win at Catholic: --
 Last Catholic win at WFU: 12-0 (10/28/1933)
 Current Streak: Catholic, 2
 Longest WFU Streak: --
 Longest Catholic Streak: 2 (1932-pres.)
 Largest WFU win: --
 Largest Catholic win: 12 in 1933

11/5/1932 L A 6-14
 10/28/1933 L H 0-12

CHATTANOOGA

Overall: WFU leads 1-0-0
 All Games at WFU: 1-0
 Games at Allegacy Stadium: --
 All Games at Chattanooga: 1-0
 Dave Clawson vs. Chattanooga: --
 Last WFU Win: 32-14 (11/1/1946) at Chatt.
 Last Chattanooga Win: --
 Last WFU win at Chattanooga: 32-14 (11/1/1946)
 Last Chattanooga win at WFU: --
 Current Streak: Wake Forest, 1
 Longest WFU Streak: 1 (1946-pres.)
 Longest Chattanooga Streak: --
 Largest WFU win: 18 in 1946
 Largest Chattanooga win: --

11/1/1946 W A 32-14

CITADEL

Overall: WFU leads 2-1-0
 All Games at WFU: 1-0
 Games at Allegacy Stadium: --

All Games at Citadel: 1-0
 Dave Clawson vs. Citadel: --
 Last WFU Win: 24-7 (9/20/1980) at BB&T
 Last Citadel Win: 9-5 (10/29/1910) at Citadel
 Last WFU win at Citadel: --
 Last Citadel win at WFU: --
 Current Streak: Wake Forest, 2
 Longest WFU Streak: 2 (1938-pres.)
 Longest Citadel Streak: 1 (1910)
 Largest WFU win: 31 in 1938
 Largest Citadel win: 4 in 1910

9/20/1980 W H 24-7
 9/30/1938 W H 31-0
 10/29/1910 L A 5-9

CLEMSON

Overall: WF trails, 17-70-1
 All Games at WFU: 10-25-1
 Games at Allegacy Stadium: 6-22-1
 All Games at Clemson: 7-40
 Games at Memorial Stadium: 7-35
 All Neutral site games: 0-4
 Dave Clawson vs. Clemson: 0-9
 Dabo Swinney vs. WFU: 14-0
 Last WFU Win: 12-7 (10/9/08), BB&T Field
 Last CU Win: 51-45 (9/24/22), Truist Field
 Last WFU win at Clemson: 29-19 (9/26/98)
 Last CU win at WFU: 51-45 (9/24/22)
 Current Streak: Clemson, 14
 Longest WFU Streak: 6 (1942-47)
 Longest CU Streak: 15 (1977-91)
 Largest WFU win: 29 in 1943
 Largest Clemson win: 60 in 2018

9/24/2022 L H 45-51 (OT)
 11/20/2021 L A 27-48
 9/12/2020 L H 13-37
 11/16/2019 L A 3-52
 10/6/2018 L H 3-63
 10/7/2017 L A 14-28
 11/19/2016 L H 13-35
 11/21/2015 L A 13-33
 11/6/2014 L H 20-34
 9/28/2013 L A 7-56
 10/25/2012 L H 13-42
 11/12/2011 L A 28-31
 11/20/2010 L H 10-30
 10/17/2009 L A 3-38
 10/9/2008 W H 12-7
 11/10/2007 L A 10-44
 10/7/2006 L H 17-27
 10/1/2005 W H 31-27
 9/4/2004 L A 30-37 (2ot)
 11/1/2003 W H 45-17
 10/19/2002 L A 23-31
 10/27/2001 L H 14-21
 9/16/2000 L A 7-55
 10/30/1999 L H 3-12
 9/26/1998 W A 29-19
 11/1/1997 L H 16-33
 9/28/1996 L A 10-21
 9/16/1995 L H 14-29
 10/29/1994 L A 8-24
 10/16/1993 W A 20-16
 10/31/1992 W H 18-15
 11/2/1991 L A 10-28
 10/27/1990 L H 6-24

10/28/1989 L A 10-44
 10/29/1988 L H 21-38
 10/31/1987 L A 17-31
 11/1/1986 L H 20-28
 11/2/1985 L A 10-26
 11/3/1984 L A 14-37
 10/29/1983 L A 17-24
 11/27/1982 L N¹ 17-21
 10/31/1981 L A 24-82
 11/1/1980 L H 33-35
 11/3/1979 L A 0-31
 11/4/1978 L H 6-51
 10/29/1977 L A 0-26
 10/9/1976 W H 20-14
 10/11/1975 L A 14-16
 11/2/1974 L H 9-21
 11/3/1973 L A 8-35
 10/28/1972 L H 0-31
 10/30/1971 L A 9-10
 10/17/1970 W H 36-20
 10/18/1969 L A 14-28
 9/21/1968 T H 20-20
 9/23/1967 L A 6-23
 10/29/1966 L H 21-23
 10/30/1965 L A 13-26
 10/17/1964 L H 2-21
 11/2/1963 L A 0-36
 10/6/1962 L H 7-24
 10/14/1961 W A 17-13
 9/24/1960 L H 7-28
 11/21/1959 L A 31-33
 11/1/1958 L A 12-14
 11/23/1957 L A 6-13
 10/1956 L H 0-17
 10/29/1955 L A 13-19
 10/30/1954 L N² 20-32
 10/31/1953 L A 0-18
 11/3/1951 L A 6-21
 10/28/1950 L H 12-13
 10/29/1949 W A 35-21
 11/13/1948 L N³ 14-21
 10/4/1947 W A 16-14
 10/12/1946 W H 19-7
 12/1/1945 W A 13-6
 11/4/1944 W H 13-7
 10/30/1943 W A 41-12
 10/31/1942 W H 19-6
 11/15/1941 L A 0-29
 10/12/1940 L A 0-39
 11/11/1939 L A 7-20
 10/28/1938 L H 0-7
 10/31/1937 L A 0-32
 10/5/1936 W H 6-0
 10/5/1935 L A 7-13
 11/4/1933 L N² 0-13

1 - Mirage Bowl/Tokyo, Japan;
 2 - Charlotte, NC;
 3 - Winston-Salem, NC

CONNECTICUT

Overall: WF leads, 2-1-0
 All Games at WFU: 0-1
 Games at Allegacy Stadium: 0-1
 All Games at Connecticut: 1-0
 Games at Pratt & Whitney Stadium: 1-0
 All Neutral site games: 1-0
 Dave Clawson vs. Connecticut: --
 Randy Edsall vs. WFU: 2-1
 Last WFU Win: 24-14 (12/29/07), in Charlotte

SERIES RESULTS

Last Connecticut Win: 51-14 (11/15/03), at BB&T Field
 Last WFU win at Connecticut: 24-13 (9/16/06)
 Last Connecticut win at WFU: 51-14 (11/15/03)
 Current Streak: WF, 2
 Longest WFU Streak: 2 (2006-pres.)
 Longest Connecticut Streak: 1 (2003)
 Largest WFU win: 14 in 2007
 Largest Connecticut win: 34 in 2003

12/29/2007	W	N ¹	24-10
9/16/2006	W	A	24-13
11/15/2003	L	H	17-51

1 - Meineke Car Care Bowl, Charlotte, NC

DAVIDSON

Overall: WF trails, 11-15-4

All Games at WFU: 3-5-1
 Games at Allegacy Stadium: 2-0
 All Games at Davidson: 3-6-2
 Games at Richardson Stadium: 2-3-2
 All Neutral site games: 5-4-1
 Dave Clawson vs. Davidson: --
 Last WFU Win: 26-20 (9/9/72), at BB&T
 Last Davidson Win: 19-6 (11/26/36), at Davidson
 Last WFU win at Davidson: 25-6 (10/27/1928)
 Last Davidson win at WFU: 14-7 (11/28/35)
 Current Streak: WF, 5
 Longest WFU Streak: 5 (1972-pres.)
 Longest Davidson Streak: 10 (1908-1920)
 Largest WFU win: 39 in 1939
 Largest Davidson win: 76 in 1908

9/9/1972	W	H	26-20
9/11/1971	W	H	27-7
11/30/1939	W	N ²	46-7
11/24/1938	W	N ²	21-0
11/25/1937	W	N ²	19-7
11/26/1936	L	A	6-19
11/28/1935	L	H	7-14
11/29/1934	L	A	12-13
11/30/1933	L	N ²	13-20
11/24/1932	L	A	0-7
11/26/1931	W	N ²	7-0
11/27/1930	W	N ²	13-2
10/26/1929	W	H	6-0
10/27/1928	W	A	25-6
10/22/1927	T	N ¹	13-13
10/23/1926	T	A	3-3
10/3/1925	T	A	7-7
10/20/1923	W	A	6-0
10/14/1922	T	H	6-6
10/15/1921	W	A	10-7
10/16/1920	L	A	7-27
9/26/1919	L	H	0-21
11/17/1917	L	H	7-72
11/25/1915	L	A	7-21
11/26/1914	L	A	6-7
11/27/1913	L	N ²	0-6
11/28/1912	L	N ²	7-13
11/11/1911	L	N ¹	0-9
11/24/1910	L	H	0-32
11/14/1908	L	H	0-76

1 - Greensboro, NC;
 2 - Charlotte, NC

DELAWARE

Overall: WFU leads, 2-0-0

All Games at WFU: 1-0
 Games at Allegacy Stadium: 1-0

All Games at Delaware: 1-0
 Games at Delaware Stadium: --
 All Neutral site games: --
 Dave Clawson vs. Delaware: 3-2
 Danny Rocco vs. WFU: 0-1
 Last WFU Win: 38-21 (9/17/2016) at BB&T
 Last Delaware Win: --
 Last WFU win at Delaware: 7-0 (10/29/32)
 Last Delaware win at WFU: --
 Current Streak: WFU, 2
 Longest WFU Streak: 2 (1932-pres.)
 Longest Delaware Streak: --
 Largest WFU win: 17 in 1993
 Largest Delaware win: --

9/17/2016	W	H	38-21
10/29/1932	W	A	7-0

DUKE

Overall: WF trails, 41-59-2

All Games at WFU: 19-27-2
 Games at Allegacy Stadium: 14-13-1
 All Games at Duke: 22-28
 Games at Wallace Wade Stadium: 20-27
 All Neutral site games: 0-4
 Dave Clawson vs. Duke: 4-4
 Mike Elko vs. WFU: 1-0
 Last WFU Win: 45-7 (10/30/21), at Truist Field
 Last Duke Win: 34-31 (11/26/22), at Durham
 Last WFU at Duke: 59-7 (11/24/18)
 Last Duke win at WFU: 31-23 (11/25/17)
 Current Streak: Duke, 1
 Longest WFU Streak: 12 (2000-11)
 Longest Duke Streak: 12 (1952-63)
 Largest WFU win: 52 in 2018
 Largest Duke win: 67 in 1937

11/26/2022	L	A	34-31
10/30/2021	W	H	45-7
11/23/2019	W	H	39-27
11/24/2018	W	A	59-7
11/25/2017	L	H	23-31
9/10/2016	W	A	24-14
11/28/2015	L	H	21-27
11/29/2014	L	A	21-41
11/23/2013	L	H	21-28
10/29/2012	L	H	27-34
10/22/2011	W	A	24-23
9/11/2010	W	H	54-48
11/21/2009	W	A	45-34
11/1/2008	W	H	33-30 (ot)
10/6/2007	W	A	41-36
9/9/2006	W	H	14-13
10/29/2005	W	A	44-6
10/30/2004	W	H	24-22
10/18/2003	W	A	42-13
10/12/2002	W	H	36-10
10/13/2001	W	A	42-35
11/4/2000	W	H	28-26
11/13/1999	L	A	35-48
10/10/1998	L	H	16-19
10/25/1997	W	A	38-24
11/16/1996	W	H	17-16
10/28/1995	L	A	26-42
10/22/1994	L	H	26-51
10/23/1993	L	H	13-21
11/7/1992	W	A	28-14
11/9/1991	W	H	31-14
11/3/1990	L	A	20-57

11/4/1989	L	H	35-52
11/5/1988	W	A	35-16
11/7/1987	W	H	30-27
11/8/1986	L	A	36-38
11/9/1985	W	H	27-7
11/10/1984	W	A	20-16
11/5/1983	L	H	21-31
11/6/1982	L	A	26-46
11/7/1981	L	H	10-31
11/8/1980	W	A	27-24
11/10/1979	W	H	17-14
11/11/1978	L	A	0-3
11/5/1977	L	H	14-38
11/6/1976	W	A	38-17
11/8/1975	L	H	14-42
11/9/1974	L	A	7-23
11/10/1973	T	H	7-7
11/11/1972	W	A	9-7
11/13/1971	W	H	23-7
11/7/1970	W	A	28-14
10/11/1969	L	H	20-27
11/16/1968	L	A	3-18
9/16/1967	L	N ¹	13-31
11/13/1965	L	A	7-40
11/7/1964	W	H	20-7
11/9/1963	L	A	7-39
11/17/1962	L	H	0-50
10/7/1961	L	A	3-23
11/12/1960	L	H	7-34
11/14/1959	L	A	15-27
11/15/1958	L	H	0-29
10/19/1957	L	A	7-34
11/17/1956	L	H	0-26
11/19/1955	L	A	0-14
11/13/1954	L	H	21-28
9/26/1953	L	A	0-19
11/15/1952	L	H	7-14
11/10/1951	W	A	19-13
11/11/1950	W	A	13-7
11/5/1949	W	A	27-7
11/5/1948	W	A	27-20
11/6/1947	L	H	6-13
11/9/1946	L	A	0-13
10/13/1945	L	H	19-26
11/11/1944	L	A	0-34
10/3/1942	W	H	20-7
9/27/1941	L	A	14-43
10/26/1940	L	H	0-23
10/28/1939	L	A	0-6
10/22/1938	L	H ²	0-7
11/4/1937	L	A	0-67
11/7/1936	L	H	0-20
9/21/1935	L	N ³	7-26
11/10/1934	L	A	7-28
10/7/1933	L	A	0-22
10/21/1932	L	A	0-9
10/24/1931	L	A	0-28
11/22/1930	T	H	13-13
11/23/1929	L	A	0-20
11/10/1928	L	A	0-38
10/29/1927	L	H	6-32
10/30/1926	W	N ⁴	21-0
11/7/1925	W	A	21-3
11/11/1924	W	A	32-0
11/10/1923	W	H	16-6
11/11/1922	L	H	0-3
11/11/1921	L	H	0-17
10/17/1893	L	N ¹	6-12
11/27/1889	L	H	4-8

3/29/1889	W	H	32-0
-----------	---	---	------

1 - Raleigh, NC; 2 - Winston-Salem, NC;
 3 - Greensboro, NC; 4 - Goldsboro, NC

DUQUESNE

Overall: WFU leads, 3-0-0

All Games at WFU: 1-0
 Games at Allegacy Stadium: 1-0
 All Games at Duquesne: 1-0
 All Neutral site games: --
 Dave Clawson vs. Duquesne: 3-2
 Last WFU Win: 22-7 (9/17/1949) at WFU
 Last Duquesne Win: --
 Last WFU win at Duquesne: 41-15 (10/16/48)
 Last Duquesne win at WFU: --
 Current Streak: WFU, 2
 Longest WFU Streak: 3 (1947-pres.)
 Longest Duquesne Streak: --
 Largest WFU win: 33 in 1947
 Largest Duquesne win: --

9/17/1949	W	H	22-7
10/16/1948	W	A	41-15
11/21/1947	W	N ¹	33-0

1 - Winston-Salem, NC

EAST CAROLINA

Overall: WFU leads, 6-2-0

All Games at WFU: 4-0
 Games at Allegacy Stadium: 4-0
 All Games at East Carolina: 2-2
 Games at Dowdy-Ficklen Stadium: 2-2
 All Neutral site games: --
 Dave Clawson vs. East Carolina: --
 Mike Houston vs. WFU: --
 Last WFU Win: 44-34 (9/17/2005) at BB&T
 Last East Carolina Win: 23-20 (9/22/1979) at ECU
 Last WFU win at East Carolina: 31-17 (9/11/04)
 Last East Carolina win at WFU: --
 Current Streak: WFU, 5
 Longest WFU Streak: 5 (2001-pres.)
 Longest East Carolina Streak: 1 (1963, 1997)
 Largest WFU win: 18 in 2003
 Largest East Carolina win: 10 in 1963

9/17/2005	W	H	44-34
9/11/2004	W	A	31-17
9/20/2003	W	H	34-16
9/7/2002	W	H	27-22
9/1/2001	W	A	21-19
9/13/1997	L	A	24-25
9/22/1979	W	H	23-20
9/21/1963	L	A	10-20

ELON

Overall: WFU leads, 11-0-1

All Games at WFU: 9-0-1
 Games at Allegacy Stadium: 3-0
 All Games at Elon: 1-0
 Games in Rhodes Stadium: 0-0
 All Neutral site games: 1-0
 Dave Clawson vs. Elon: 2-0
 Tony Trisciani vs. WFU: 0-1
 Last WFU win: 49-7 (9/21/19) at BB&T Field
 Last Elon win: --
 Last WFU win at Elon: 65-0 (11/26/25)
 Last Elon win at WFU: --
 Longest WFU streak: 6 from 1920-26

SERIES RESULTS

Current streak: WFU, 4
Largest WFU win: 65-0 in 1925

9/21/2019	W	H	49-7
9/3/2015	W	H	41-3
9/19/2009	W	H	35-7
9/16/1939	W	N ¹	34-0
10/11/1929	W	H	25-6
10/1/1927	T	H	0-0
11/6/1926	W	H	53-0
11/26/1925	W	A	65-0
11/15/1924	W	H	42-0
11/17/1923	W	H	9-6
10/7/1922	W	H	7-0
11/6/1920	W	H	29-0

1 - Greensboro, NC

EMORY & HENRY

Overall: WFU trails, 0-1-0

All Games at WFU: 0-1
Games at Allegacy Stadium: --
All Games at Emory & Henry: --
All Neutral site games: --
Dave Clawson vs. Emory & Henry: --
Last WFU Win: --
Last Emory & Henry Win: 13-0 (11/3/34) at WFU
Last WFU win at Emory & Henry: --
Last Emory & Henry win at WFU: 13-0 (11/3/34)
Current Streak: Emory & Henry, 1
Longest WFU Streak: --
Longest Emory & Henry Streak: 1 (1934)
Largest WFU win: --
Largest Duquesne win: 13 in 1934

11/3/1934	L	H	13-0
-----------	---	---	------

ERSKINE

Overall: WFU leads, 3-0-0

All Games at WFU: 3-0
Games at Allegacy Stadium: --
All Games at Erskine: --
All Neutral site games: --
Dave Clawson vs. Erskine: --
Last WFU Win: 19-0 (10/8/1937)
Last Erskine Win: --
Last WFU win at Erskine: --
Last Erskine win at WFU: --
Current Streak: Wake Forest, 3
Longest WFU Streak: 3 (1931-pres.)
Longest Erskine Streak: --
Largest WFU win: 13 in 1937
Largest Erskine win: --

10/8/1937	W	H	19-0
11/13/1936	W	H	19-6
10/31/1931	W	H	13-0

FLORENCE YMCA

Overall: WFU leads, 1-0-0

All Games at WFU: 1-0
Games at Allegacy Stadium: --
All Games at Florence YMCA: --
All Neutral site games: --
Last WFU Win: 80-0 (9/25/1915)
Last Florence YMCA Win: --
Last WFU win at Florence YMCA: --
Last Florence YMCA win at WFU: --
Current Streak: Wake Forest, 1
Longest WFU Streak: 1 (1915-pres.)

Longest Florence YMCA Streak: --
Largest WFU win: 80 in 1915
Largest Florence YMCA win: --

9/25/1915	W	H	80-0
-----------	---	---	------

FLORIDA

Overall: WFU trails, 0-4-0

All Games at WFU: --
Games at Allegacy Stadium: --
All Games at Florida: 0-4
Games in Ben Hill Griffin Stadium: 0-1
All Neutral site games: --
Dave Clawson vs. Florida: 0-1
Last WFU Win: --
Last Florida Win: 27-0 (9/28/1957) at Ben Hill Griffin Stadium
Last WFU win at Florida: --
Last Florida win at WFU: --
Current Streak: Florida, 4
Longest WFU Streak: --
Longest Florida Streak: 4 (1923-pres.)
Largest WFU win: --
Largest Florida win: 34 in 1924

9/28/1957	L	A	0-27
10/24/1925	L	A	3-24
10/18/1924	L	A	0-34
10/27/1923	L	A	7-16

FLORIDA STATE

Overall: WFU trails, 9-30-1

All Games at WFU: 5-9
Games at Allegacy Stadium: 5-9
All Games at FSU: 4-20-1
Games at Bobby Bowden Field: 4-20-1
All Neutral site games: 0-1
Dave Clawson vs. FSU: 3-5
Mike Norvell vs. WFU: 0-3
Last WFU Win: 31-21 (10/1/22), at FSU
Last FSU Win: 38-17 (10/20/18), at FSU
Last WFU win at FSU: 31-21 (10/1/22)
Last FSU win at WFU: 26-19 (9/30/17)
Current Streak: WFU, 3
Longest WFU Streak: 3 (2006-08 & 2019-Pres.)
Longest FSU Streak: 14 (1992-2005)
Largest WFU win: 30 in 2005
Largest FSU win: 59 in 1995

10/1/2022	W	A	31-21
9/18/2021	W	H	35-14
10/19/2019	W	H	22-20
10/20/2018	L	A	17-38
9/30/2017	L	H	19-26
10/15/2016	L	A	6-17
10/3/2015	L	H	16-24
10/4/2014	L	A	3-43
11/9/2013	L	H	3-59
9/15/2012	L	A	0-52
10/8/2011	W	H	35-30
9/25/2010	L	A	0-31
11/14/2009	L	H	28-41
9/20/2008	W	A	12-3
10/11/2007	W	H	24-21
11/11/2006	W	A	30-0
10/8/2005	L	A	24-41
10/23/2004	L	H	17-20
10/25/2003	L	A	48-24
11/2/2002	L	H	34-21
9/29/2001	L	A	24-48

11/11/2000	L	H	6-35
10/16/1999	L	A	10-33
11/14/1998	L	H	7-24
11/15/1997	L	A	7-58
11/9/1996	L	N ¹	7-44
10/14/1995	L	A	13-72
9/17/1994	L	H	14-56
10/30/1993	L	A	0-54
9/26/1992	L	A	7-35
9/15/1973	W	H	9-7
9/26/1970	L	A	14-19
11/23/1968	L	A	24-42
11/19/1966	L	A	0-28
11/6/1965	L	A	0-35
10/12/1963	L	A	0-35
10/1/1960	L	A	6-14
9/19/1959	W	A	22-20
10/4/1958	L	A	24-27
10/20/1956	T	A	14-14

1 - Orlando, FL

FURMAN

Overall: WFU trails, 7-11-0

All Games at WFU: 3-6
Games at Allegacy Stadium: 2-0
All Games at Furman: 3-5
Games at Paladin Stadium: --
All Neutral site games: 1-0
Dave Clawson vs. Furman: 0-1
Last WFU Win: 24-13 (9/10/77), at BB&T Field
Last Furman Win: 21-19 (11/21/53), at BB&T
Last WFU win at Furman: 28-0 (11/22/52)
Last Furman win at WFU: 9-0 (10/18/35)
Current Streak: WFU, 2
Longest WFU Streak: 4 (1940-52)
Longest Furman Streak: 7 (1926-1935)
Largest WFU win: 39 in 1941
Largest Furman win: 53 in 1927

9/10/1977	W	H	24-13
11/23/1974	W	H	16-10
11/21/1953	L	H	19-21
11/22/1952	W	A	28-0
10/10/1942	W	A	14-6
10/4/1941	W	A	52-13
10/5/1940	W	H	19-0
10/18/1935	L	H	0-9
10/11/1934	L	H	2-3
10/3/1931	L	H	6-36
11/2/1929	L	A	0-12
11/3/1928	L	H	0-18
11/5/1927	L	H	0-53
10/9/1926	L	A	0-10
11/20/1925	W	N ¹	9-0
10/23/1920	L	A	0-17
10/25/1919	L	A	7-39
10/6/1917	L	A	6-7

1 - Asheville, NC

GALLAUDET

Overall: WFU trails, 1-1-0

All Games at WFU: 1-0
Games at Allegacy Stadium: --
All Games at Gaillardet: --
All Neutral site games: 1-0
Last WFU Win: 28-6 (11/13/1915), at WFU
Last Gaillardet Win: 27-7 (11/8/1913), in Raleigh
Last WFU win at Gaillardet: --
Last Gaillardet win at WFU: --
Current Streak: WFU, 1

Longest WFU Streak: 1 (1915-pres.)
Longest Gaillardet Streak: 1 (1913)
Largest WFU win: 22 in 1915
Largest Gaillardet win: 40 in 1913

11/13/1915	W	H	28-6
11/8/1913	L	N ¹	7-47

1 - Raleigh, NC

GARDNER-WEBB

Overall: WFU trails, 2-0-0

All Games at WFU: 2-0
Games at Allegacy Stadium: 2-0
All Games at Gardner-Webb: --
All Neutral site games: 1-0
Dave Clawson vs. Gardner-Webb: 1-0
Last WFU Win: 23-7 (9/6/2014), at BB&T
Last Gardner-Webb Win: --
Last WFU win at Gardner-Webb: --
Last Gardner-Webb win at WFU: --
Current Streak: WFU, 2
Longest WFU Streak: 2 (2011-pres.)
Longest Gardner-Webb Streak: --
Largest WFU win: 43 in 2011
Largest Gardner-Webb win: --

9/6/2014	W	H	23-7
9/17/2011	W	H	48-5

GEORGE WASHINGTON

Overall: WFU leads, 9-2-0

All Games at WFU: 3-0
Games at Allegacy Stadium: --
All Games at George Washington: 6-2
All Neutral site games: --
Dave Clawson vs. George Washington: --
Last WFU Win: 14-0 (9/18/54), at WFU
Last George Washington Win: 34-6 (10/1/37), at GW
Last WFU win at George Washington: 27-13 (10/19/51)
Last George Washington win at WFU: --
Current Streak: WFU, 8
Longest WFU Streak: 8 (1940-pres.)
Longest George Washington Streak: 2 (1936-37)
Largest WFU win: 42 in 1941
Largest George Washington win: 28 in 1937

9/18/1954	W	H	14-0
10/19/1951	W	A	27-13
10/21/1950	W	H	13-0
9/18/1948	W	A	27-13
10/18/1947	W	A	39-7
11/13/1942	W	A	20-0
11/20/1941	W	A	42-0
11/1/1940	W	A	18-0
10/1/1937	L	A	6-34
10/23/1936	L	A	12-13
10/26/1935	W	H	7-6

GEORGETOWN

Overall: WFU leads, 2-1-0

All Games at WFU: 1-1
Games at Allegacy Stadium: --
All Games at Georgetown: 1-0
All Neutral site games: --
Dave Clawson vs. Georgetown: 4-0
Last WFU Win: 6-0 (9/27/47), at WFU
Last Georgetown Win: 12-6 (10/8/49), at WFU
Last WFU win at Georgetown: 19-6 (10/4/46)
Last Georgetown win at WFU: --

SERIES RESULTS

GEORGIA

Overall: WFU leads, 2-1-0

All Games at WFU: --

Games at Allegacy Stadium: --

All Games at Georgia: 2-1

All Neutral site games: --

Dave Clawson vs. Georgia: --

Last WFU Win: 22-21 (9/15/79), at Georgia

Last Georgia Win: 0-7 (10/8/43), at Georgia

Last WFU win at Georgia: 22-21 (9/15/79)

Last Georgia win at WFU: --

Current Streak: WFU, 2

Longest WFU Streak: 2 (1944-pres.)

Longest Georgia Streak: 1 (1943)

Largest WFU win: 7 in 197

Largest Georgia win: 7 in 1943

9/15/1979	W	A	22-21
9/29/1944	W	A	14-7
10/8/1943	L	A	0-7

GEORGIA TECH

Overall: WFU trails, 8-23

All Games at WFU: 2-9

Games at Allegacy Stadium: 2-9

All Games at GT: 5-14

Games at Bobby Dodd Stadium: 5-14

Dave Clawson vs. GT: 0-1

Paul Johnson vs. WFU: 3-2

Last WFU Win: 9-6 (12/2/06) in ACC Champ¹

Last GT Win: 38-24 (10/21/17) at GT

Last WFU win at GT: 24-21 (10/5/02)

Last GT win at WFU: 24-20 (10/2/10)

Current Streak: GT, 3

Longest WFU Streak: 3 (1986-88)

Longest GT Streak: 8 (1917-85)

Largest WFU win: 27 in 1987

Largest GT win: 44 in 1920

10/21/2017	L	A	24-38
10/2/2010	L	H	20-24
11/7/2009	L	A	27-30 (ot)
12/2/2006	W	N ¹	9-6
11/5/2005	L	A	17-30
10/11/2003	L	H	7-24
10/5/2002	W	A	24-21
11/17/2001	L	H	33-38
10/14/2000	L	A	20-52
11/20/1999	W	H	26-23
11/21/1998	L	A	35-63
9/20/1997	L	H	26-28
9/14/1996	L	A	10-30
11/4/1995	L	H	23-24
11/19/1994	W	A	20-13
11/13/1993	L	H	28-38
11/14/1992	W	A	23-10
11/16/1991	L	A	3-27
11/17/1990	L	H	7-42
11/18/1989	L	A	14-43
11/12/1988	W	H	28-24
11/21/1987	W	A	33-6
11/22/1986	W	H	24-21
11/27/1985	L	A	10-41
11/17/1984	L	H	7-24
11/12/1983	L	A	33-49
11/13/1982	L	H	7-45
9/24/1921	L	A	0-42
9/25/1920	L	A	0-44
10/6/1919	L	A	0-14

9/27/1917 L A 0-33

1 - ACC Championship Game/Jacksonville, FL

GREENSBORO AAB

Overall: WFU trails, 0-1-0

All Games at WFU: --

Games at Allegacy Stadium: --

All Games at Greensboro AAB: 2-1

All Neutral site games: --

Last WFU Win: --

Last Greensboro AAB Win: 14-0 (11/13/43), at Greensboro AAB

Last WFU win at Greensboro AAB: --

Last Greensboro AAB win at WFU: --

Current Streak: Greensboro AAB, 1

Longest WFU Streak: --

Longest Greensboro AAB Streak: 1 (1943)

Largest WFU win: --

Largest Greensboro AAB win: 14 in 1943

11/13/1943	L	A	0-14
------------	---	---	------

GUILFORD

Overall: WFU leads, 11-0-1

All Games at WFU: 11-0

Games at Allegacy Stadium: --

All Games at Guilford: 0-0-1

All Neutral site games: --

Last WFU Win: 62-0 (9/22/1934) at WFU

Last Guilford Win: --

Last WFU win at Guilford: --

Last Guilford win at WFU: --

Current Streak: WFU, 6

Longest WFU Streak: 6, (1923-pres.)

Longest Guilford Streak: --

Largest WFU win: 65 in 1919

Largest Guilford win: --

9/22/1934	W	H	62-0
10/4/1930	W	H	20-0
10/20/1926	W	H	60-0
10/31/1925	W	H	25-0
11/1/1924	W	H	67-0
10/6/1923	W	H	41-0
10/27/1922	T	A	0-0
10/29/1921	W	H	28-0
10/30/1920	W	H	48-6
11/15/1919	W	H	65-0
10/13/1917	W	H	20-0
10/7/1916	W	H	33-0

HAMPDEN-SYDNEY

Overall: Series Tied, 1-1-1

All Games at WFU: 1-0-1

Games at Allegacy Stadium: --

All Games at Hampden-Sydney: 0-1

All Neutral site games: --

Last WFU Win: 9-3 (11/30/1922) at WFU

Last Hampden-Sydney Win: 39-14 (11/24/1921)

Last WFU win at Hampden-Sydney: --

Last Hampden-Sydney win at WFU: --

Current Streak: WFU, 1

Longest WFU Streak: 1, (1922-pres.)

Longest Hampden-Sydney Streak: 1 (1921)

Largest WFU win: 6 in 1922

Largest Hampden-Sydney win: 25 in 1921

11/30/1922	W	H	9-3
11/24/1921	L	A	14-39
11/29/1917	T	H	7-7

HIGH POINT

Overall: WFU leads, 1-0-0

All Games at WFU: 1-0-0

Games at Allegacy Stadium: --

All Games at High Point: --

All Neutral site games: --

Last WFU Win: 13-0 (11/19/1927) at WFU

Last High Point Win: --

Last WFU win at High Point: --

Last High Point win at WFU: --

Current Streak: WFU, 1

Longest WFU Streak: 1, (1927-pres.)

Longest High Point Streak: --

Largest WFU win: 13 in 1927

Largest High Point win: --

11/19/1927	W	H	13-0
------------	---	---	------

HORNER ACADEMY

Overall: WFU leads, 2-0-0

All Games at WFU: 2-0

Games at Allegacy Stadium: --

All Games at Horner Academy: --

All Neutral site games: --

Last WFU Win: 49-0 (11/16/1912) at WFU

Last Horner Academy Win: --

Last WFU win at Horner Academy: --

Last Horner Academy win at WFU: --

Current Streak: WFU, 2

Longest WFU Streak: 2, (1910-pres.)

Longest Horner Academy Streak: --

Largest WFU win: 49 in 1912

Largest Horner Academy win: --

11/16/1912	W	H	49-0
10/8/1910	W	H	28-0

HOUSTON

Overall: WFU trails, 0-2-0

All Games at WFU: --

Games at Allegacy Stadium: --

All Games at Houston: 0-2

All Neutral site games: --

Dave Clawson vs. Houston: --

Last WFU Win: --

Last Houston Win: 26-2 (11/21/1970) in Houston

Last WFU win at Houston: --

Last Houston win at WFU: --

Current Streak: Houston, 2

Longest WFU Streak: --

Longest Houston Streak: 2 (1967-pres.)

Largest WFU win: --

Largest Houston win: 42 in 1967

11/21/1970	L	A	2-26
9/29/1967	L	A	6-50

ILLINOIS STATE

Overall: WFU leads, 1-0-0

All Games at WFU: 1-0-0

Games at Allegacy Stadium: 1-0-0

All Games at Illinois State: --

All Neutral site games: --

Dave Clawson vs. Illinois State: --

Last WFU Win: 35-0 (9/10/1988)

Last Illinois State Win: --

Last WFU win at Illinois State: --

Last Illinois State win at WFU: --

Current Streak: WFU, 1

Longest WFU Streak: 1, (1988-pres.)

Longest Illinois State Streak: --

Largest WFU win: 35 in 1988

Largest Illinois State win: --

9/10/1988	W	H	35-0
-----------	---	---	------

INDIANA

Overall: Series Tied, 1-1-0

All Games at WFU: 0-1

Games at Allegacy Stadium: 0-1

All Games at Indiana: 1-0

All Neutral site games: --

Dave Clawson vs. Indiana: 1-2

Last WFU Win: 33-28 (9/24/2016) at Indiana

Last Indiana Win: 31-24 (9/26/2015) at BB&T

Last WFU win at Indiana: 33-28 (9/24/2016)

Last Indiana win at WFU: 31-24 (9/26/2015)

Current Streak: WFU, 1

Longest WFU Streak: 1, (2016-pres.)

Longest Indiana Streak: 1, (2015)

Largest WFU win: 5 in 2016

Largest Indiana: 7 in 2015

9/24/2016	W	A	33-28
9/26/2015	L	H	24-31

KANSAS STATE

Overall: Series Tied, 1-1-0

All Games at WFU: 0-1

Games at Allegacy Stadium: 0-1

All Games at Kansas State: 1-0

All Neutral site games: --

Dave Clawson vs. Kansas State: --

Last WFU Win: 13-0 (9/25/1976) at Kansas St

Last Kansas State Win: 17-16 (9/27/1976) at BB&T

Last WFU win at Kansas State: 13-0 (9/25/1976)

Last Kansas State win at WFU: 17-16 (9/27/1976)

Current Streak: WFU, 1

Longest WFU Streak: 1, (1976-pres.)

Longest Kansas State Streak: 1, (1975)

Largest WFU win: 13 in 1976

Largest Kansas State win: 1 in 1975

9/25/1976	W	A	13-0
9/27/1975	L	H	16-17

LENOIR-RHYNE

Overall: WFU leads, 1-0-0

All Games at WFU: 1-0-0

Games at Allegacy Stadium: 1-0-0

All Games at Lenoir-Rhyne: 1-0-0

All Neutral site games: --

Dave Clawson vs. Lenoir-Rhyne: --

Last WFU Win: 49-0 (10/10/1925) at BB&T

Last Lenoir-Rhyne Win: --

Last WFU win at Lenoir-Rhyne: --

Last Lenoir-Rhyne win at WFU: --

Current Streak: WFU, 1

Longest WFU Streak: 1, (1925-pres.)

Longest Lenoir-Rhyne Streak: --

Largest WFU win: 49 in 1925

SERIES RESULTS

All Neutral site games: --
 Dave Clawson vs. Liberty: 1-0
 Last WFU Win: 37-36 (9/10/2022) at Winston-Salem
 Last Liberty Win: --
 Last WFU win at Liberty: --
 Last Liberty win at WFU: --
 Current Streak: WFU, 3
 Longest WFU Streak: 3, (2006-pres.)
 Longest Liberty Streak: --
 Largest WFU win: 10 in 2006
 Largest Liberty win: --

9/10/2022	W	H	37-36
9/11/2012	W	H	20-17
9/30/2006	W	H	34-14

LOUISIANA STATE

Overall: WFU trails, 0-3-0
 All Games at WFU: --
 Games at Allegacy Stadium: --
 All Games at LSU: --
 All Neutral site games: 0-1
 Dave Clawson vs. LSU: --
 Last WFU Win: --
 Last LSU Win: 34-10 (12/22/1979) in Orlando, Fla.
 Last WFU win at LSU: --
 Last LSU win at WFU: --
 Current Streak: WFU, 2
 Longest WFU Streak: --
 Longest LSU Streak: 3, (1960-pres.)
 Largest WFU win: --
 Largest LSU win: 24 in 1979

12/22/1979	L	N ¹	10-34
9/23/1978	L	A	11-13
11/19/1960	L	A	0-16

1 - Tangerine Bowl/Orlando, FL

LOUISVILLE

Overall: WFU trails, 3-7-0
 All Games at WFU: 2-2
 Games at Allegacy Stadium: 2-2
 All Games at Louisville: 1-4
 Games at Cardinal Stadium: 1-4
 All Neutral site games: 0-1
 Dave Clawson vs. Louisville: 3-6
 Jeff Brohm vs. WFU: 0-0
 Last WFU Win: 37-34 (10/2/21) at WFU
 Last UL Win: 48-21 (10/29/22) at UL
 Last WFU win at Louisville: 56-35 (10/27/18)
 Last Louisville win at WFU: 62-59 (10/19/19)
 Current Streak: UL, 1
 Longest WFU Streak: 2 (2017-18)
 Longest Louisville Streak: 4, (2006-16)
 Largest WFU win: 21 in 2018
 Largest Louisville win: 32 in 2016

10/29/2022	L	A	21-48
10/2/2021	W	H	37-34
12/12/2020	L	A	21-45
10/12/2019	L	H	59-62
10/27/2018	W	A	56-35
10/28/2017	W	H	42-32
11/12/2016	L	A	12-44
10/30/2015	L	H	19-20
9/27/2014	L	A	10-20
1/2/2007	L	N ¹	13-24

LYNCHBURG

Overall: WFU leads, 2-1-0
 All Games at WFU: 1-0
 Games at Allegacy Stadium: --
 All Games at Lynchburg: 1-1
 All Neutral site games: --
 Dave Clawson vs. Lynchburg: --
 Last WFU Win: 37-7 (10/24/1924) at Lynchburg
 Last Lynchburg Win: 20-7 (10/21/1922) at Lynchburg
 Last WFU win at Lynchburg: 37-7 (10/25/1924)
 Last Lynchburg win at WFU: --
 Current Streak: WFU, 2
 Longest WFU Streak: 2, (1923-pres.)
 Longest Lynchburg Streak: 1, (1922)
 Largest WFU win: 30 in 1924
 Largest Lynchburg win: 13 in 1922

10/25/1924	W	A	37-7
10/13/1923	W	H	25-0
10/21/1922	L	A	7-20

MARSHALL

Overall: WFU leads, 2-1-0
 All Games at WFU: 1-0
 Games at Allegacy Stadium: --
 All Games at Marshall: 1-1
 All Neutral site games: --
 Dave Clawson vs. Marshall: 1-1
 Last WFU Win: 31-19 (10/19/1940) at WFU
 Last Marshall Win: 16-6 (11/1/1941) at Marshall
 Last WFU win at Marshall: 14-13 (11/4/1939)
 Last Marshall win at WFU: --
 Current Streak: Marshall, 1
 Longest WFU Streak: 2, (1939-40)
 Longest Marshall Streak: 1, (1941-pres.)
 Largest WFU win: 12 in 1940
 Largest Marshall win: 10 in 1941

11/1/1941	L	A	6-16
10/19/1940	W	H	31-19
11/4/1939	W	A	14-13

MARYLAND

Overall: WFU trails, 18-43-1
 All Games at WFU: 10-22
 Games at Allegacy Stadium: 7-17
 All Games at Maryland: 8-21
 All Neutral site games: 0-0-1
 Dave Clawson vs. Maryland: --
 Last WFU Win: 34-10 (10/19/2013) at BB&T
 Last Maryland Win: 19-14 (10/6/2012) at Maryland
 Last WFU win at Maryland: 38-24 (11/25/2006)
 Last Maryland win at WFU: 22-12 (9/24/2005)
 Current Streak: WFU, 1
 Longest WFU Streak: 2, (2006-07, 1997-98, 1967-68, 1958-59)
 Longest Maryland Streak: 7, (1999-2005)
 Largest WFU win: 39 in 1944
 Largest Maryland win: 52 in 1996

10/19/2013	W	H	34-10
10/6/2012	L	A	14-19
11/19/2011	W	H	31-10
10/30/2010	L	A	14-62
10/10/2009	W	H	42-32
10/18/2008	L	A	0-26
11/22/2007	W	H	31-24
11/25/2006	W	A	38-24
9/24/2005	L	H	12-22
11/27/2004	L	A	7-13
11/29/2003	L	H	28-41
10/30/2002	L	A	14-32

10/22/2001	L	H	20-27
10/21/2000	L	A	7-37
10/9/1999	L	H	14-17
10/17/1998	W	A	20-10
10/18/1997	W	H	35-17
10/19/1996	L	A	0-52
10/7/1995	L	H	6-9
9/24/1994	L	A	7-31
11/20/1993	L	H	32-33
10/17/1992	W	A	30-23
10/19/1991	L	H	22-23
10/13/1990	L	A	13-41
10/14/1989	L	H	7-27
10/15/1988	W	A	27-24
10/17/1987	L	H	0-14
10/18/1986	W	A	27-21
10/19/1985	L	H	3-26
10/29/1984	L	A	17-38
10/15/1983	L	H	33-36
10/16/1982	L	A	31-52
10/17/1981	L	H	33-45
10/18/1980	L	A	10-11
10/20/1979	W	H	25-17
10/21/1978	L	A	0-39
10/15/1977	L	H	7-35
10/18/1975	L	H	0-27
10/19/1974	L	A	0-47
10/20/1973	L	H	0-37
10/7/1972	L	A	0-23
10/21/1971	W	A	18-14
10/4/1969	L	H	14-19
11/2/1968	W	H	38-14
11/17/1967	W	H	35-17
9/24/1966	L	A	7-34
10/9/1965	L	H	7-10
10/24/1964	W	A	21-17
10/26/1963	L	H	0-32
9/29/1962	L	H	2-13
11/18/1961	L	A	7-10
10/22/1960	L	H	13-14
10/10/1959	W	A	10-7
9/20/1958	W	H	34-0
10/12/1957	L	A	0-27
9/29/1956	L	H	0-6
10/8/1955	L	A	7-28
10/9/1954	T	N ¹	13-13
10/7/1944	W	H	39-0
10/2/1943	L	A	7-13
10/27/1917	L	A	13-29

1 - Winston-Salem, NC

MARYVILLE

Overall: WFU leads, 1-0-0
 All Games at WFU: 1-0
 Games at Allegacy Stadium: --
 All Games at Maryville: --
 All Neutral site games: --
 Dave Clawson vs. Maryville: --
 Last WFU Win: 3-0 (10/4/1909) at WFU
 Last Maryville Win: --
 Last WFU win at Maryville: --
 Last Maryville win at WFU: --
 Current Streak: WFU, 1
 Longest WFU Streak: 1, (1909-pres.)
 Longest Maryville Streak: --
 Largest WFU win: 3 in 1909
 Largest Maryville win: --

10/4/1909	W	H	3-0
-----------	---	---	-----

MEMPHIS

Overall: WFU leads, 3-2-0
 All Games at WFU: 1-0
 Games at Allegacy Stadium: 1-0
 All Games at Memphis: 1-2
 All Neutral site games: 1-0
 Dave Clawson vs. Memphis: 1-0
 Last WFU Win: 37-34 (10/4/2018) in Birmingham, AL
 Last Memphis Win: 42-10 (10/14/1967) in Memphis
 Last WFU win at Memphis: 21-20 (11/20/1965)
 Last Memphis win at WFU: --
 Current Streak: WFU, 1
 Longest WFU Streak: 2, (1965-66)
 Longest Memphis Streak: 1, (1964, 1967)
 Largest WFU win: 14 in 1966
 Largest Memphis win: 32 in 1967

12/22/2018	W	N ¹	37-34
10/14/1967	L	A	10-42
11/12/1966	W	H	21-7
11/20/1965	W	A	21-20
10/31/1964	L	A	14-23

1 - Birmingham Bowl/Birmingham, Ala.

MERCER

Overall: Series Tied, 2-2-0
 All Games at WFU: 1-0
 Games at Allegacy Stadium: --
 All Games at Mercer: 0-1
 All Neutral site games: 1-1
 Dave Clawson vs. Mercer: --
 Last WFU Win: 21-0 (10/25/1930) at WFU
 Last Mercer Win: 14-12 (11/29/1928) at Mercer
 Last WFU win at Mercer: --
 Last Mercer win at WFU: --
 Current Streak: WFU, 2
 Longest WFU Streak: 2, (1929-pres.)
 Longest Mercer Streak: 2, (1927-28)
 Largest WFU win: 21 in 1930
 Largest Mercer win: 34 in 1927

10/25/1930	W	H	21-0
11/28/1929	W	N ¹	13-0
11/29/1928	L	A	12-14
11/24/1927	L	N ¹	0-34

1 - Asheville, N.C.

MIAMI (FL)

Overall: WFU trails, 3-8
 All Games at WFU: 0-4
 Games at Allegacy Stadium: 0-3
 All Games at Miami: 3-4
 Games at Sun Life Stadium: 0-2
 Dave Clawson vs. Miami: 0-0
 Mark Richt vs. WFU: 0-0
 Last WFU Win: 27-0 (1944) at UM
 Last UM Win: 24-21 (10/26/13), at UM
 Last WFU win at Miami: 27-0 (10/27/44)
 Last Miami win at WFU: 28-27 (10/31/09)
 Current Streak: UM, 7
 Longest WFU Streak: 2 (1939, 1944)
 Longest UM Streak: 7 (1969-current)
 Largest WFU win: 33 in 1939
 Largest Miami win: 45 in 2004

10/26/2013	L	A	21-24
10/31/2009	L	H	27-28
10/25/2008	L	A	10-16
11/12/2005	L	H	17-47
11/20/2004	L	A	7-52

SERIES RESULTS

9/25/1971	L	H	10-29
11/21/1969	L	A	7-49
10/27/1944	W	A	27-0
10/6/1939	W	A	33-0
11/15/1935	L	H	0-3
12/25/1928	W	A	13-6

MICHIGAN

Overall: WFU trails, 0-2-0

All Games at WFU: --
 Games at Allegacy Stadium: --
 All Games at Michigan: 0-2
 All Neutral site games: --
 Dave Clawson vs. Michigan: 0-1
 Last WFU Win: --
 Last Michigan Win: 19-9 (9/24/1988) at Michigan
 Last WFU win at Michigan: --
 Last Michigan win at WFU: --
 Current Streak: Michigan, 2
 Longest WFU Streak: --
 Longest Michigan Streak: 2, (1976-pres.)
 Largest WFU win: --
 Largest Michigan win: 31 in 1976

9/24/1988	L	A	9-19
10/2/1976	L	A	0-31

MICHIGAN STATE

Overall: WFU trails, 0-1-0

All Games at WFU: --
 Games at Allegacy Stadium: --
 All Games at Michigan State: --
 All Neutral site games: 0-1
 Dave Clawson vs. Michigan State: 0-1
 Last WFU Win: --
 Last Michigan St. Win: 27-21 (12/27/2019) in New York City
 Last WFU win at Michigan State: --
 Last Michigan State win at WFU: --
 Current Streak: Michigan State, 1
 Longest WFU Streak: --
 Longest Michigan State Streak: 1, (2019-pres.)
 Largest WFU win: --
 Largest Michigan State win: 31 in 1976

12/27/2019	L	N'	21-27
------------	---	----	-------

MINNESOTA

Overall: WFU trails, 0-1-0

All Games at WFU: --
 Games at Allegacy Stadium: --
 All Games at Minnesota: 0-1
 All Neutral site games: --
 Dave Clawson vs. Minnesota: --
 Last WFU Win: --
 Last Minnesota Win: 24-19 (10/5/1968) at Minnesota
 Last WFU win at Minnesota: --
 Last Minnesota win at WFU: --
 Current Streak: Minnesota, 1
 Longest WFU Streak: --
 Longest Minnesota Streak: 1, (1968-pres.)
 Largest WFU win: --
 Largest Minnesota win: 5 in 1968

10/5/1968	L	A	19-24
-----------	---	---	-------

MISSISSIPPI

Overall: WFU leads, 2-0-0

All Games at WFU: 1-0
 Games at Allegacy Stadium: 1-0
 All Games at Mississippi: 1-0

All Neutral site games: --
 Dave Clawson vs. Mississippi: --
 Last WFU Win: 30-28 (9/6/2008) at BB&T
 Last Mississippi Win: --
 Last WFU win at Mississippi: 27-3 (9/23/2006)
 Last Mississippi win at WFU: --
 Current Streak: Wake Forest, 2
 Longest WFU Streak: 2, (2006-pres.)
 Longest Mississippi Streak: --
 Largest WFU win: 24 in 2008
 Largest Mississippi win: --

9/6/2008	W	H	30-28
9/23/2006	W	A	27-3

MISSISSIPPI STATE

Overall: WFU trails, 0-1-0

All Games at WFU: --
 Games at Allegacy Stadium: --
 All Games at Mississippi State: --
 All Neutral site games: 0-1
 Dave Clawson vs. Mississippi State: 0-1
 Last WFU Win: --
 Last Mississippi State Win: 23-17 in Nashville
 Last WFU win at Mississippi State: --
 Last Mississippi State win at WFU: --
 Current Streak: Mississippi State, 1
 Longest WFU Streak: --
 Longest Mississippi State Streak: 1, (2011-pres.)
 Largest WFU win: --
 Largest Mississippi State win: 6 in 2011

12/30/2011	L	N'	17-23
1 - Music City Bowl/Nashville, TN			

MISSOURI

Overall: WFU leads, 1-0-0

All Games at WFU: --
 Games at Allegacy Stadium: --
 All Games at Missouri: --
 All Neutral site games: 1-0
 Dave Clawson vs. Missouri: 1-0
 Last WFU Win: 27-17 (12/23/2022) in Tampa
 Last Missouri Win: --
 Last WFU win at Missouri: --
 Last Missouri win at WFU: --
 Current Streak: WFU, 1
 Longest WFU Streak: 1, (2022-Pres.)
 Longest Missouri Streak: --
 Largest WFU win: 10 in 2022
 Largest Missouri win: --

12/23/2022	W	N'	27-17
1 - Gasparilla Bowl/Tampa, FL			

NAVY

Overall: WFU leads, 7-5-0

All Games at WFU: 2-3
 Games at Allegacy Stadium: 2-3
 All Games at Navy: 4-2
 All Neutral site games: 1-0
 Dave Clawson vs. Navy: --
 Last WFU Win: 29-19 (12/20/2008) in Washington DC
 Last Navy Win: 28-27 (10/9/2010) at BB&T
 Last WFU win at Navy: 44-24 (10/20/2007)
 Last Navy win at WFU: 28-27 (10/9/2010)
 Current Streak: Navy, 2
 Longest WFU Streak: 4, (1998-2007)
 Longest Navy Streak: 2, (2009-pres.)
 Largest WFU win: 28 in 1991

Largest Navy win: 61 in 1929

10/9/2010	L	H	27-28
10/24/2009	L	A	10-13
12/20/2008	W	N'	29-19
9/27/2008	L	H	17-24
10/20/2007	W	A	44-24
11/23/2002	W	H	30-27
11/18/2000	W	A	49-26
9/10/1998	W	H	26-14
10/26/1996	L	H	18-47
9/23/1995	W	A	30-7
11/23/1991	W	A	52-24
11/16/1929	L	A	0-61
1 - EagleBank Bowl/Washington, DC			

NEBRASKA

Overall: WFU trails, 0-3-0

All Games at WFU: 0-1
 Games at Allegacy Stadium: 0-1
 All Games at Nebraska: 0-2
 All Neutral site games: --
 Dave Clawson vs. Nebraska: --
 Last WFU Win: --
 Last Nebraska Win: 20-17 (9/8/2007) at BB&T
 Last WFU win at Nebraska: --
 Last Nebraska win at WFU: 20-17 (9/8/2007)
 Current Streak: Nebraska, 2
 Longest WFU Streak: --
 Longest Nebraska Streak: 3, (1970-pres.)
 Largest WFU win: --
 Largest Nebraska win: 28 in 2005

9/8/2007	L	H	17-20
9/10/2005	L	A	3-31
9/12/1970	L	A	12-36

NORFOLK ARTILLERY BLUES

Overall: WFU trails, 0-1-0

All Games at WFU: --
 Games at Allegacy Stadium: --
 All Games at Norfolk Blues: 0-1
 All Neutral site games: --
 Last WFU Win: --
 Last Norfolk Blues Win: 31-0 (10/15/1910) at Norfolk
 Last WFU win at Norfolk Blues: --
 Last Norfolk Blues win at WFU: --
 Current Streak: Norfolk Blues, 1
 Longest WFU Streak: --
 Longest Norfolk Blues Streak: 1, (1910-pres.)
 Largest WFU win: --
 Largest Norfolk Blues win: 31 in 1910

10/15/1910	L	A	0-31
------------	---	---	------

NORFOLK STATE

Overall: WFU leads, 1-0-0

All Games at WFU: 1-0
 Games at Allegacy Stadium: 1-0
 All Games at Norfolk State: --
 All Neutral site games: --
 Last WFU Win: 41-16 (9/11/2021) at Wake Forest
 Last Norfolk State Win: --
 Last WFU win at Norfolk State: --
 Last Norfolk State win at WFU: --
 Current Streak: Wake Forest, 1
 Longest WFU Streak: 1, (2021-Present)
 Longest Norfolk State: --
 Largest WFU win: 25 in 2021
 Largest Norfolk State win: --

9/11/2021	W	H	41-16
-----------	---	---	-------

NORTH CAROLINA

Overall: UNC leads, 36-72-2

All Games at WFU: 17-31
 Games at Allegacy Stadium: 8-15
 All Games at UNC: 19-40-2
 Games at Kenan Stadium: 17-31-2
 All Neutral site games: 0-1
 Dave Clawson vs. UNC: 1-4
 Mack Brown vs. WFU: 12-3
 Last WFU Win: 24-18 (9/13/19), BB&T Field
 Last UNC Win: 36-34 (11/12/22), at Truist Field
 Last WFU win at UNC: 24-17 (10/28/06)
 Last UNC win at WFU: 36-34 (11/12/22)
 Current Streak: UNC, 3
 Longest WFU Streak: 4 (1924-27, 1965-68)
 Longest UNC Streak: 17 (1893-1923)
 Largest WFU win: 32 in 1951
 Largest UNC win: 65 in 1928

11/12/2022	L	H	36-34
11/6/2021	L	A	55-58
11/14/2020	L	A	53-59
9/3/2019	W	H	24-18
10/19/2015	L	A	14-50
9/8/2012	W	H	28-27
10/29/2011	L	A	24-49
10/27/2007	W	H	37-10
10/28/2006	W	A	24-17
11/13/2004	L	H	24-31
11/8/2003	L	A	34-42
10/26/2002	W	H	31-0
11/10/2001	W	A	32-31
9/9/2000	L	H	14-35
11/6/1999	W	A	19-3
10/24/1998	L	H	31-38
10/11/1997	L	A	12-30
10/5/1996	L	H	6-45
10/21/1995	L	A	7-31
11/12/1994	L	H	0-50
10/9/1993	L	A	35-45
9/5/1992	L	H	17-35
10/12/1991	L	A	10-24
10/6/1990	L	H	24-31
10/7/1989	W	A	17-16
10/8/1988	W	H	42-24
10/10/1987	W	A	22-14
10/11/1986	L	H	30-40
10/12/1985	L	A	14-34
10/13/1984	W	H	14-3
10/8/1983	L	A	10-30
10/9/1982	L	H	7-24
10/10/1981	L	A	10-48
10/11/1980	L	H	9-27
10/13/1979	W	A	24-19
10/14/1978	L	H	29-34
10/8/1977	L	A	3-24
10/30/1976	L	H	14-34
11/1/1975	W	A	21-9
9/21/1974	L	H	0-31
11/17/1973	L	A	0-42
10/21/1972	L	H	0-21
10/23/1971	L	A	3-7
10/24/1970	W	H	14-13
10/25/1969	L	A	3-23
10/26/1968	W	H	48-31
10/28/1967	W	A	20-10
10/22/1966	W	A	3-0

SERIES RESULTS

10/23/1965	W	H	12-10
10/3/1964	L	A	0-23
10/5/1963	L	H	0-21
10/27/1962	L	A	14-23
11/25/1961	W	H	17-14
10/15/1960	W	A	13-12
10/24/1959	L	H	19-21
10/25/1958	L	A	7-26
10/26/1957	L	H	7-14
10/27/1956	T	A	6-6
10/22/1955	W	H	25-0
10/23/1954	L	A	7-14
10/10/1953	L	H	13-18
10/18/1952	W	A	9-7
10/27/1951	W	H	39-7
10/14/1950	W	A	13-7
10/15/1949	L	A	14-28
10/9/1948	L	H	6-28
10/11/1947	W	A	19-7
11/16/1946	L	A	14-26
11/17/1945	W	A	14-13
9/23/1944	W	A	7-0
9/26/1942	L	A	0-6
10/25/1941	W	H	13-0
9/28/1940	W	A	12-0
9/30/1939	L	A	6-36
9/24/1938	L	A	6-14
10/16/1937	L	H	0-28
9/26/1936	L	N ¹	7-14
9/28/1935	L	A	0-14
9/29/1934	L	A	0-21
11/11/1933	L	A	0-26
9/24/1932	T	A	0-0
9/26/1931	L	A	0-37
9/27/1930	L	A	7-13
9/28/1929	L	A	0-48
9/29/1928	L	A	0-65
9/24/1927	W	A	9-8
9/25/1926	W	H	13-0
9/26/1925	W	A	6-0
9/27/1924	W	H	7-6
9/29/1923	L	A	0-22
9/30/1922	L	N ²	3-62
10/1/1921	L	A	0-21
10/2/1920	L	A	0-6
10/18/1919	L	A	0-6
9/30/1916	L	A	0-20
10/9/1915	L	A	0-35
10/10/1914	L	N ³	7-12
11/14/1914	L	N ⁴	0-53
11/15/1913	L	N ⁴	0-29
11/15/1913	L	A	0-7
10/12/1912	L	A	2-9
10/7/1911	L	A	3-12
10/22/1910	L	A	0-37
10/21909	L	A	0-18
9/17/1908	L	A	0-17
11/18/1893	L	N ³	0-40
1891	W		forfeit
11/22/1889	W	A	18-8
3/1/1889	L	N ³	0-33
10/18/1888	W	N ³	6-4

1 - Charlotte, NC; 2 - Goldsboro, NC;
3 - Raleigh, NC; 4 - Durham, NC

NC MEDICAL COLLEGE

Overall: WFU trails, 0-1-0

All Games at WFU: 0-1
Games at Allegacy Stadium: --
All Games at NC Medical: --

All Neutral site games: --
Last WFU Win: --
Last NC Medical Win: 5-0 (10/25/1909) at WFU
Last WFU win at NC Medical: --
Last NC Medical win at WFU: 5-0 (10/25/1909)
Current Streak: NC Medical, 1
Longest WFU Streak: --
Longest NC Medical Streak: 1, (1909-pres.)
Largest WFU win: --
Largest NC Medical win: 5 in 1909

10/25/1909 L H 0-5

NC PRE-FLIGHT

Overall: WFU trails, 0-1-0

All Games at WFU: --
Games at Allegacy Stadium: --
All Games at NC Pre-Flight: 0-1
All Neutral site games: --
Last WFU Win: 20-12 (11/6/1943) at NC Pre-Flight
Last NC Pre-Flight Win: --
Last WFU win at NC Pre-Flight: --
Last NC Pre-Flight win at WFU: --
Current Streak: WFU, 1
Longest WFU Streak: 1, (1909-pres.)
Longest NC Pre-Flight Streak: --
Largest WFU win: 8 in 1943
Largest NC Pre-Flight win: --

11/6/1943 W A 20-12

NC STATE

Overall: WFU trails 42-68-6

All Games at WFU: 22-30-2
Games at Allegacy Stadium: 14-13
All Games at NCSU: 20-38-4
Games at Carter-Finley Stadium: 6-23
Dave Clawson vs. NCSU: 4-5
Dave Doeren vs. WFU: 5-5
Last WFU Win: 45-42 (11/13/21), at Truist
Last NCSU Win: 30-21 (11/5/22) at Raleigh
Last WFU win at NCSU: 27-23 (11/8/18)
Last NCSU win at WFU: 35-17 (10/24/15)
Current Streak: NC State, 1
Longest WFU Streak: 4 (1951-54)
Longest NCSU Streak: 10 (1908-17)
Largest WFU win: 48 in 1943
Largest NCSU win: 76 in 1908

11/5/2022	L	A	30-21
11/13/2021	W	H	45-42
9/19/2020	L	A	42-45
11/2/2019	W	H	44-10
11/8/2018	W	A	27-23
11/18/2017	W	H	30-24
10/1/2016	L	A	16-33
10/24/2015	L	H	17-35
11/15/2014	L	A	13-42
10/5/2013	W	H	28-13
11/10/2012	L	A	6-37
9/10/2011	W	H	34-27
11/13/2010	L	A	3-38
10/3/2009	W	H	30-24
11/15/2008	L	A	21-17
11/17/2007	W	H	37-10
10/14/2006	W	A	25-23
10/22/2005	W	H	27-19
10/2/2004	L	A	21-27 (ot)
9/6/2003	W	H	38-24
9/14/2002	L	A	32-13

10/6/2001	L	H	14-17
11/25/2000	L	A	14-32
9/25/1999	W	H	31-7
11/7/1998	L	A	27-38
9/25/1997	W	H	19-18
11/23/1996	L	A	22-37
11/18/1995	L	H	23-52
10/15/1994	L	A	3-34
9/11/1993	L	H	16-34
11/21/1992	L	A	14-42
9/21/1991	L	H	3-30
9/15/1990	L	A	15-20
9/16/1989	L	H	17-27
9/17/1988	L	A	6-14
9/19/1987	W	H	21-3
9/20/1986	L	A	38-42
9/21/1985	L	H	17-20
9/22/1984	W	A	24-15
10/1/1983	L	H	15-38
9/18/1982	L	A	0-30
9/12/1981	L	H	23-28
9/27/1980	W	A	27-7
9/29/1979	L	A	14-17
9/30/1978	L	H	10-34
9/24/1977	L	A	14-41
9/11/1976	W	H	20-18
9/13/1975	W	A	30-22
9/7/1974	L	H	15-33
11/24/1973	L	A	13-52
10/14/1972	L	H	13-42
10/9/1971	L	A	14-21
11/14/1970	W	H	16-13
9/13/1969	W	A	22-21
9/14/1968	L	H	6-10
10/21/1967	L	A	7-24
10/1/1966	L	H	12-15
9/25/1965	L	A	11-13
11/20/1964	W	H	27-13
11/22/1963	L	A	0-42
11/22/1962	L	H	3-27
10/21/1961	L	A	0-7
11/5/1960	L	H	12-14
10/17/1959	W	A	17-14
10/11/1958	W	H	13-7
11/2/1957	L	A	0-19
11/3/1956	W	H	13-0
10/15/1955	T	A	13-13
10/23/1954	W	H	26-0
10/17/1953	W	A	20-7
11/1/1952	W	H	21-6
9/29/1951	W	A	21-6
11/18/1950	T	H	6-6
11/12/1949	L	A	14-27
10/9/1948	W	H	34-13
11/15/1947	L	A	0-20
10/19/1946	L	H	6-14
10/20/1945	W	A	19-18
10/21/1944	W	A	21-7
10/16/1943	W	A	54-6
10/17/1942	T	A	0-0
10/18/1941	W	A	7-0
11/9/1940	W	A	20-14
10/14/1939	W	A	32-0
10/15/1938	L	A	7-19
10/23/1937	L	H	0-20
10/3/1936	W	A	9-0
10/12/1935	L	A	6-21
10/6/1934	W	A	13-12
10/21/1933	T	A	0-0
10/15/1932	T	A	0-0

10/16/1931	W	A	6-0
10/16/1930	W	A	7-0
10/17/1929	L	A	6-8
10/18/1928	L	A	0-37
10/13/1927	L	A	7-30
11/29/1926	L	A	3-7
11/14/1925	L	A	0-6
11/22/1924	W	A	12-0
11/24/1923	W	A	14-0
11/25/1922	L	H	0-32
11/19/1921	L	A	0-14
11/25/1920	L	A	7-49
11/27/1919	L	A	7-21
11/23/1918	W	A	21-0
10/18/1917	L	A	6-17
10/19/1916	L	A	0-6
10/16/1915	L	A	0-7
10/3/1914	L	A	0-51
11/1/1913	L	A	0-37
11/2/1912	L	H	0-12
11/18/1911	L	A	6-13
11/19/1910	L	A	3-28
9/30/1908	L	H	0-76
11/21/1908	L	H	0-25
10/19/1895	T	A	4-4

NORTHERN ILLINOIS

Overall: Series Tied, 1-1-0

All Games at WFU: 1-0
Games at Allegacy Stadium: 1-0
All Games at Northern Illinois: 0-1
All Neutral site games: --
Dave Clawson vs. Northern Illinois: --
Last WFU Win: 38-35 (11/24/2001) at BB&T
Last Northern Illinois Win: 42-41 (8/29/2002) at NIU
Last WFU win at Northern Illinois: --
Last Northern Illinois win at WFU: --
Current Streak: Northern Illinois, 1
Longest WFU Streak: 1, (2001)
Longest Northern Illinois Streak: 1, (2002-pres.)
Largest WFU win: 3 in 2001
Largest Northern Illinois win: 1 in 2002

8/29/2002	L	A	41-42
11/24/2001	W	H	38-35

NORTHERN ILLINOIS

Overall: Series Tied, 1-1-0

All Games at WFU: 1-0
Games at Allegacy Stadium: 1-0
All Games at Northern Illinois: 0-1
All Neutral site games: --
Dave Clawson vs. Northern Illinois: --
Last WFU Win: 38-35 (11/24/2001) at BB&T
Last Northern Illinois Win: 42-41 (8/29/2002) at NIU
Last WFU win at Northern Illinois: --
Last Northern Illinois win at WFU: --
Current Streak: Northern Illinois, 1
Longest WFU Streak: 1, (2001)
Longest Northern Illinois Streak: 1, (2002-pres.)
Largest WFU win: 3 in 2001
Largest Northern Illinois win: 1 in 2002

8/29/2002	L	A	41-42
-----------	---	---	-------

NORTHWESTERN

Overall: Series Tied, 2-2-0

All Games at WFU: 2-0
Games at Allegacy Stadium: 2-0
All Games at Northwestern: 0-2

SERIES RESULTS

All Neutral site games: --
 Dave Clawson vs. Northwestern: --
 Last WFU Win: 27-20 (9/6/1997) at BB&T
 Last Northwestern Win: 26-14 (9/25/93) at Northwestern
 Last WFU win at Northwestern: --
 Last Northwestern win at WFU: --
 Current Streak: Wake Forest, 2
 Longest WFU Streak: 2, (1996-pres.)
 Longest Northwestern Streak: 2, (1991-1993)
 Largest WFU win: 7 in 1997
 Largest Northwestern win: 27 in 1991

9/6/1997	W	H	27-20
9/7/1996	W	H	28-27
9/25/1993	L	A	14-26
9/28/1991	L	A	14-41

NOTRE DAME

Overall: WFU trails, 0-5
 All Games at WFU: 0-2
 Games at Allegacy Stadium: 0-2
 All Games at Notre Dame: 0-3
 Games at the Notre Dame Stadium: 0-3
 Dave Clawson vs. Notre Dame: 0-3
 Brian Kelly vs. WFU: 5-0
 Last WFU Win: --
 Last ND Win: 56-27 (9/22/18) at ND
 Last WFU win at ND: --
 Last ND win at WFU: 24-17 (11/5/11)
 Current Streak: Notre Dame, 5
 Longest WFU Streak: --
 Longest ND Streak: 5 (2011-Present)
 Largest WFU win: --
 Largest ND win: 38 in 2012

9/22/2018	L	H	27-56
11/4/2017	L	A	37-48
11/14/2015	L	A	7-28
11/17/2012	L	A	0-38
11/5/2011	L	H	17-24

OGLETHORPE

Overall: WFU trails, 0-1
 All Games at WFU: --
 Games at Allegacy Stadium: --
 All Games at Oglethorpe: 0-1
 Last WFU Win: --
 Last Oglethorpe Win: 37-0 (11/14/1931) at Oglethorpe
 Last WFU win at Oglethorpe: --
 Last Oglethorpe win at WFU: --
 Current Streak: Oglethorpe, 1
 Longest WFU Streak: --
 Longest Oglethorpe Streak: 1 (1931-Present)
 Largest WFU win: --
 Largest Oglethorpe win: 37 in 1931

11/14/1931	L	A	0-37
------------	---	---	------

OKLAHOMA

Overall: WFU trails, 0-1-0
 All Games at WFU: --
 Games at Allegacy Stadium: --
 All Games at Oklahoma: 0-1
 Last WFU Win: --
 All Neutral site games: --
 Last Oklahoma Win: 63-0 (10/5/1974) at Oklahoma
 Last WFU win at Oklahoma: --
 Last Oklahoma win at WFU: --
 Current Streak: Oklahoma, 1
 Longest WFU Streak: --

Longest Oklahoma Streak: 1 (1974-Present)
 Largest WFU win: --
 Largest Oklahoma win: 63 in 1974

10/5/1974	L	A	0-63
-----------	---	---	------

OLD DOMINION

Overall: WFU leads, 1-0-0
 All Games at WFU: 1-0
 Games at Allegacy Stadium: 1-0
 All Games at Old Dominion: --
 Last WFU Win: 42-10 (9/3/2021) at WFU
 All Neutral site games: --
 Last Old Dominion Win: --
 Last WFU win at Old Dominion: --
 Last Old Dominion win at WFU: --
 Current Streak: Wake Forest, 1
 Longest WFU Streak: 1 (2021-Present)
 Longest Old Dominion Streak:
 Largest WFU win: 32 in 2021
 Largest Old Dominion win: --

9/3/2021	W	H	42-10
----------	---	---	-------

OREGON

Overall: WFU leads, 2-0-0
 All Games at WFU: --
 Games at Allegacy Stadium: --
 All Games at Oregon: --
 All Neutral site games: 2-0
 Last WFU Win: 38-17 (12/20/2002) in Seattle
 Last Oregon Win: --
 Last WFU win at Oregon: --
 Last Oregon win at WFU: --
 Current Streak: WFU, 2
 Longest WFU Streak: 2, (1992-pres.)
 Longest Oregon Streak: --
 Largest WFU win: 21 in 2002
 Largest Oregon win: --

12/30/2002	W	N ²	38-17
12/31/1992	W	N ¹	39-35
1 - Independence Bowl/Shreveport, LA			
2 - Seattle Bowl, Seattle, WA			

PENN STATE

Overall: WFU trails, 0-1-0
 All Games at WFU: --
 Games at Allegacy Stadium: --
 All Games at Penn State: 0-1
 All Neutral site games: --
 Last WFU Win: --
 Last Penn State Win: 55-0 (10/12/1974) at PSU
 Last WFU win at Penn State: --
 Last Penn State win at WFU: --
 Current Streak: Penn State, 1
 Longest WFU Streak: --
 Longest Penn State Streak: 1, (1974-pres.)
 Largest WFU win: --
 Largest Penn State win: 55 in 1974

10/12/1974	L	A	0-55
------------	---	---	------

PITT

Overall: WFU trails 0-2-0
 All Games at WFU: 0-1
 Games at Allegacy Stadium: 0-1
 All Games at Pitt: --
 Games at Heinz Field: --
 All Neutral site games: 0-1

Dave Clawson vs. Pitt: 0-2
 Pat Narduzzi vs. WFU: 2-0
 Last WFU Win: --
 Last Pitt Win: 45-21 (12/4/21) in Charlotte, N.C.
 Last WFU win at Pitt: --
 Last Pitt win at WFU: 34-13 (11/17/18)
 Current Streak: Pitt, 2
 Longest WFU Streak: --
 Longest Pitt Streak: 2 (2018-pre)
 Largest WFU win: --
 Largest Pitt win: 21 in 2018

12/4/2021	L	N	21-45
11/17/2018	L	H	13-34

PRESBYTERIAN

Overall: WFU leads, 8-4-1
 All Games at WFU: 7-2
 Games at Allegacy Stadium: 3-0
 All Games at Presbyterian: --
 All Neutral site games: 1-1-1
 Dave Clawson vs. Presbyterian: 1-0
 Last WFU Win: 51-7 (9/31/2017) at BB&T
 Last Presbyterian Win: 55-0 (11/8/1930) in Asheville
 Last WFU win at Presbyterian: --
 Last Presbyterian win at WFU: --
 Current Streak: Wake Forest, 8
 Longest WFU Streak: 8, (1931-pres.)
 Longest Presbyterian Streak: 3, (1926-1928)
 Largest WFU win: 53 in 1945
 Largest Presbyterian win: 13 in 1926 and 1930

9/31/2017	W	H	51-7
9/29/2013	W	H	31-7
9/2/2010	W	H	53-13
11/3/1945	W	H	53-0
10/31/1936	W	H	19-0
11/1/1935	W	H	18-0
10/20/1934	W	H	14-6
11/7/1931	W	N ²	12-0
11/8/1930	L	N ¹	0-13
11/19/1929	T	N ¹	0-0
10/6/1928	L	H	7-12
10/7/1927	L	N ¹	7-14
10/16/1926	L	H	0-13
1 - Asheville, NC			
2 - Greensboro, NC			

PURDUE

Overall: WFU trails, 1-4-0
 All Games at WFU: 0-1
 Games at Allegacy Stadium: 0-1
 All Games at Purdue: 1-3
 All Neutral site games: --
 Dave Clawson vs. Purdue: --
 Last WFU Win: 24-21 (9/21/2002) at Purdue
 Last Purdue Win: 16-10 (9/13/2003) at BB&T
 Last WFU win at Purdue: 24-21 (9/21/2002)
 Last Purdue win at WFU: 16-10 (9/13/2003)
 Current Streak: Purdue, 8
 Longest WFU Streak: 1, (2002)
 Longest Purdue Streak: 3, (1968-1978)
 Largest WFU win: 9 in 1977
 Largest Purdue win: 3 in 2002

9/13/2003	L	H	10-16
9/21/2002	W	A	24-21
10/7/1978	L	A	7-14
10/1/1977	L	A	17-26
10/19/1968	L	A	27-28

QUANTICO MARINES

Overall: WFU trails, 0-1-0
 All Games at WFU: --
 Games at Allegacy Stadium: --
 All Games at Quantico: 0-1
 All Neutral site games: --
 Last WFU Win: --
 Last Quantico Win: 39-10 (11/11/1927) at Quantico
 Last WFU win at Quantico: --
 Last Quantico win at WFU: --
 Current Streak: Quantico, 1
 Longest WFU Streak: --
 Longest Quantico Streak: 1, (1927-pres.)
 Largest WFU win: --
 Largest Quantico win: 29 in 1927

11/11/1927	L	A	10-39
------------	---	---	-------

RANDOLPH-MACON

Overall: WFU trails, 1-0-0
 All Games at WFU: 1-0
 Games at Allegacy Stadium: --
 All Games at Randolph-Macon: --
 All Neutral site games: --
 Last WFU Win: 57-6 (9/17/1938) at WFU
 Last Randolph-Macon Win: --
 Last WFU win at Randolph-Macon: --
 Last Randolph-Macon win at WFU: --
 Current Streak: WFU, 1
 Longest WFU Streak: 1, (1938-pres.)
 Longest Randolph-Macon Streak: --
 Largest WFU win: --
 Largest Randolph-Macon win: 51 in 1938

9/17/1938	W	H	57-6
-----------	---	---	------

RICE

Overall: WFU trails, 2-1-1
 All Games at WFU: 1-0-1
 Games at Allegacy Stadium: 1-0-1
 All Games at Rice: 1-1
 All Neutral site games: --
 Last WFU Win: 41-21 (9/6/2019) at Rice
 Last Rice Win: 33-17 (9/1/1990) at BB&T
 Last WFU win at Rice: 41-21 (9/6/2019)
 Last Rice win at WFU: 33-17 (9/1/1990)
 Current Streak: WFU, 2
 Longest WFU Streak: 2, (2018-pres.)
 Longest Rice Streak: 1, (1990)
 Largest WFU win: 32 in 2018
 Largest Rice win: 16 in 1990

9/6/2019	W	A	41-21
9/29/2018	W	H	56-24
9/1/1990	L	A	17-33
9/30/1989	T	H	17-17

RICHMOND

Overall: WFU trails, 9-8-0
 All Games at WFU: 4-2
 Games at Allegacy Stadium: 1-0
 All Games at Richmond: 5-6
 All Neutral site games: --
 Last WFU Win: 24-0 (9/12/1987) at BB&T
 Last Richmond Win: 41-0 (9/21/1979) at Richmond
 Last WFU win at Richmond: 29-16 (10/6/1984)
 Last Richmond win at WFU: 14-13 (10/18/1913)
 Current Streak: WFU, 4
 Longest WFU Streak: 4, (1981-pres.)

SERIES RESULTS

Longest Richmond Streak: 4, (1909-1921)
 Largest WFU win: 50 in 1951
 Largest Richmond win: 41 in 1921 and 1973

9/12/1987	W	H	24-0
10/6/1984	W	A	29-16
9/24/1983	W	A	31-6
11/14/1981	W	A	34-22
9/29/1973	L	A	0-41
11/6/1954	L	A	0-13
10/24/1953	T	A	13-13
10/6/1951	W	H	56-6
9/30/1950	W	H	43-0
11/17/1934	L	A	6-39
10/5/1929	W	A	19-0
11/5/1921	L	A	0-41
11/13/1920	L	A	7-20
10/18/1913	L	H	13-14
11/5/1909	L	H	0-5
10/24/1892	W	A	16-0
12/10/1889	W	H	32-14

RICHMOND BLUES

Overall: WFU leads, 1-0-0

All Games at WFU: 1-0
 Games at Allegacy Stadium: --
 All Games at Richmond Blues: --
 All Neutral site games: --
 Last WFU Win: 40-0 (10/30/1915) at WFU
 Last Richmond Blues Win: --
 Last WFU win at Richmond Blues: --
 Last Richmond Blues win at WFU: --
 Current Streak: WFU, 1
 Longest WFU Streak: 1, (1915-pres.)
 Longest Richmond Blues Streak: --
 Largest WFU win: 40 in 1915
 Largest Richmond Blues win: --

10/30/1915 W H 40-0

RICHMOND COLLEGE OF MEDICINE

Overall: WFU leads, 1-0-0

All Games at WFU: 1-0
 Games at Allegacy Stadium: --
 All Games at Richmond C of M: --
 All Neutral site games: --
 Last WFU Win: 33-0 (9/28/1912) at WFU
 Last Richmond C of M Win: --
 Last WFU win at Richmond C of M: --
 Last Richmond C of M win at WFU: --
 Current Streak: WFU, 1
 Longest WFU Streak: 1, (1912-pres.)
 Longest Richmond C of M Streak: --
 Largest WFU win: 33 in 1912
 Largest Richmond C of M win: --

9/28/1912 W H 33-0

ROANOKE

Overall: WFU leads, 2-0-0

All Games at WFU: 2-0
 Games at Allegacy Stadium: --
 All Games at Roanoke: --
 All Neutral site games: --
 Last WFU Win: 19-0 (10/31/1914) at WFU
 Last Roanoke Win: --
 Last WFU win at Roanoke: --
 Last Roanoke win at WFU: --
 Current Streak: WFU, 2
 Longest WFU Streak: 2, (1911-pres.)

Longest Roanoke Streak: --
 Largest WFU win: 62 in 1911
 Largest Roanoke win: --

10/31/1914	W	H	19-0
10/14/1911	W	H	62-0

RUTGERS

Overall: WFU leads, 3-0-0

All Games at WFU: 1-0
 Games at Allegacy Stadium: 1-0
 All Games at Rutgers: 1-0
 All Neutral site games: 1-0
 Last WFU Win: 38-10 (12/31/2021) in Jacksonville, Fla.
 Last Rutgers Win: --
 Last WFU win at Rutgers: 28-14 (11/8/97)
 Last Rutgers win at WFU: --
 Current Streak: WFU, 3
 Longest WFU Streak: 3, (1997-pres.)
 Longest Rutgers Streak: --
 Largest WFU win: 28 in 2021
 Largest Rutgers win: --

12/31/2021	W	N	38-10
10/2/1999	W	H	17-10
11/8/1997	W	A	28-14

SEWANEE CLUB (VA.)

Overall: WFU leads, 1-0-0

All Games at WFU: --
 Games at Allegacy Stadium: --
 All Games at Sewanee Club: 1-0
 All Neutral site games: --
 Last WFU Win: 39-3 (11/1/1919) at WFU
 Last Sewanee Win: --
 Last WFU win at Sewanee Club: 39-3 (11/1/1919)
 Last Sewanee Club win at WFU: --
 Current Streak: WFU, 1
 Longest WFU Streak: 1, (1919-pres.)
 Longest Sewanee Club Streak: --
 Largest WFU win: 36 in 1919
 Largest Sewanee Club win: --

10/2/1919 W H 39-3

SOUTH CAROLINA

Overall: WFU trails, 20-34-2

All Games at WFU: 3-8-0
 Games at Allegacy Stadium: 0-4
 All Games at South Carolina: 7-24-1
 All Neutral site games: 11-4-1
 Dave Clawson vs. South Carolina: --
 Last WFU Win: 10-7 (11/3/1976) at SCAR
 Last South Carolina Win: 30-0 (11/14/1987) at BB&T
 Last WFU win at South Carolina: 10-7 (11/3/1976)
 Last South Carolina win at WFU: 30-0 (11/14/1987)
 Current Streak: South Carolina, 7
 Longest WFU Streak: 4, (1932-40)
 Longest South Carolina Streak: 8, (1968-75)
 Largest WFU win: 38 in 1948
 Largest South Carolina win: 37 in 1970

11/14/1987	L	H	0-30
11/15/1986	L	A	21-48
9/5/1981	L	H	6-23
11/15/1980	L	A	38-39
11/17/1979	L	A	14-35
11/18/1978	L	A	14-37
11/12/1977	L	H	14-24

11/13/1976	W	A	10-7
11/15/1975	L	A	26-37
11/16/1974	L	A	21-34
10/13/1973	L	A	12-28
11/4/1972	L	A	3-35
11/20/1971	L	A	7-24
9/19/1970	L	A	7-43
11/15/1969	L	H	6-24
11/9/1968	L	H	21-34
11/4/1967	W	H	35-21
10/15/1966	W	A	10-6
10/16/1965	L	A	7-38
11/14/1964	L	A	13-23
11/16/1963	W	H	20-19
10/13/1962	L	H	6-27
9/30/1961	L	H	0-31
11/26/1960	L	A	20-41
11/28/1959	W	N ¹	43-20
11/27/1958	L	A	7-24
11/30/1957	L	H	7-26
11/22/1956	L	N ¹	0-13
9/24/1955	W	N ³	34-19
11/27/1954	L	A	19-20
11/26/1953	W	N ¹	19-13
11/29/1952	W	N ³	39-14
11/28/1952	W	N ³	39-14
11/24/1951	L	A	6-21
11/25/1950	W	A	14-7
11/26/1949	L	A	20-27
11/25/1948	W	A	38-0
11/27/1947	L	N ¹	0-6
11/28/1946	W	N ¹	35-0
1/1/1946	W	N ²	26-14
11/22/1945	T	N ¹	13-13
11/23/1944	W	N ¹	19-13
11/25/1943	L	N ¹	2-13
11/26/1942	W	N ¹	33-14
10/11/1941	T	A	6-6
11/28/1940	W	N ¹	7-6
9/23/1939	W	H	19-7
10/8/1938	W	A	20-19
10/8/1932	W	N ¹	6-0
11/27/1924	L	A	0-7
12/1/1923	L	A	7-14
11/4/1916	W	A	33-7
11/7/1914	L	A	0-26
10/11/1913	L	A	10-27
10/5/1912	L	A	3-10
10/27/1910	L	A	0-6
10/2/1909	W	A	8-0
1 - Charlotte, NC;			
2 - Gator Bowl/Jacksonville, FL			
3 - Winston-Salem, NC			

SOUTHERN METHODIST

Overall: WFU trails, 0-3-0

All Games at WFU: 0-1
 Games at Allegacy Stadium: 0-1
 All Games at SMU: 0-2
 All Neutral site games: --
 Dave Clawson vs. SMU: --
 Last WFU Win: --
 Last SMU Win: 34-7 (9/6/1975) at BB&T
 Last WFU win at SMU: --
 Last SMU win at WFU: 14-7 (9/6/1975)
 Current Streak: SMU, 3
 Longest WFU Streak: --
 Longest SMU Streak: 3, (1949-pres.)
 Largest WFU win: --
 Largest SMU win: 46 in 1972

9/6/1975	L	H	7-14
9/16/1972	L	A	10-56
9/24/1949	L	A	7-13

STANFORD

Overall: Series Tied, 1-1-0

All Games at WFU: 1-0
 Games at Allegacy Stadium: 1-0
 All Games at Stanford: 0-1
 All Neutral site games: --
 Dave Clawson vs. Stanford: --
 Last WFU Win: 24-17 (9/12/2009) at BB&T
 Last Stanford Win: 68-24 (9/18/2010) at Stanford
 Last WFU win at Stanford: --
 Last Stanford win at WFU: --
 Current Streak: Stanford, 1
 Longest WFU Streak: 1, (2009)
 Longest Stanford Streak: 1, (2010-pres.)
 Largest WFU win: 7 in 2009
 Largest Stanford win: 44 in 2010

9/18/2010	L	A	24-68
9/12/2009	W	H	24-17

SYRACUSE

Overall: WFU trails, 6-6-0

All Games at WFU: 3-2
 Games at Allegacy Stadium: 3-2
 All Games at SU: 3-4
 Games at the Carrier Dome: 3-4
 Dave Clawson vs. SU: 5-4
 Dino Babers vs. WFU: 2-5
 Last WFU Win: 45-35 (11/19/22) at Truist Field
 Last SU Win: 39-30 (11/30/19) at SU
 Last WFU win at SU: 40-37 OT (10/9/21)
 Last SU win at WFU: 41-24 (11/3/18)
 Current Streak: WFU, 4
 Longest WFU Streak: 3, (2020-Pres.)
 Longest SU Streak: 4 (2011-15)
 Largest WFU win: 24 in 2020
 Largest SU win: 23 in 2014

11/19/2022	W	H	45-35
10/9/2021	W	A	40-37 (ot)
10/31/2020	W	A	38-14
11/30/2019	L	A	30-39 (ot)
11/3/2018	L	H	24-41
11/11/2017	W	A	64-43
10/8/2016	W	H	28-9
9/12/2015	L	A	17-30
10/18/2014	L	H	7-30
11/2/2013	L	A	0-13
9/1/2011	L	A	29-36 (ot)
9/2/2006	W	H	20-10

TEMPLE

Overall: Series Tied, 1-1-0

All Games at WFU: --
 Games at Allegacy Stadium: --
 All Games at Temple: 0-1
 All Neutral site games: 1-0
 Dave Clawson vs. Temple: 2-1
 Last WFU Win: 24-17 (9/12/2009) in Annapolis, Md.
 Last Temple Win: 36-0 (11/1/1930) at Temple
 Last WFU win at Temple: --
 Last Temple win at WFU: --
 Current Streak: WFU, 1
 Longest WFU Streak: 1, (2016-pres.)
 Longest Temple Streak: 1, (1930-2016)

SERIES RESULTS

Largest WFU win: 8 in 2016
Largest Temple win: 36 in 1930

12/27/2016	W	N ¹	34-26
11/1/1930	L	A	0-36

1 - Military Bowl, Annapolis, Md.

TENNESSEE

Overall: WFU trails, 3-6-0

All Games at WFU: 1-0
Games at Allegacy Stadium: --
All Games at Tennessee: 2-5
All Neutral site games: 0-1
Dave Clawson vs. Tennessee: --
Last WFU Win: 19-6 (10/26/1946) at Tennessee
Last Tennessee Win: 31-29 (10/5/85) at Tennessee
Last WFU win at Tennessee: --
Last Tennessee win at WFU: --
Current Streak: Tennessee, 4
Longest WFU Streak: 2, (1892-1893)
Longest Tennessee Streak: 4, (1962-pres.)
Largest WFU win: 64 in 1893
Largest Tennessee win: 39 in 1972

10/5/1985	L	A	29-31
9/23/1972	L	A	6-45
10/31/1970	L	N ¹	7-41
11/3/1962	L	A	0-23
10/26/1946	W	A	19-6
9/29/1945	L	A	6-7
9/25/1937	L	A	0-32
11/6/1893	W	H	64-0
11/24/1892	W	A	10-6

1 - Memphis, Tenn.

TEXAS

Overall: WFU trails, 0-1-0

All Games at WFU: --
Games at Allegacy Stadium: --
All Games at Texas: 0-1
All Neutral site games: --
Dave Clawson vs. Texas: --
Last WFU Win: --
Last Texas Win: 41-0 (10/6/1973) at Texas
Last WFU win at Texas: --
Last Texas win at WFU: --
Current Streak: Texas, 1
Longest WFU Streak: --
Longest Texas Streak: 1, (1973-pres.)
Largest WFU win: --
Largest Texas win: 41 in 1973

10/6/1973	L	A	0-41
-----------	---	---	------

TEXAS A&M

Overall: WFU trails, 0-1-0

All Games at WFU: --
Games at Allegacy Stadium: --
All Games at Texas A&M: --
All Neutral site games: 1-0
Dave Clawson vs. Texas A&M: 1-0
Last WFU Win: 55-52 (12/29/2017) in Charlotte
Last Texas A&M Win: --
Last WFU win at Texas A&M: --
Last Texas A&M win at WFU: --
Current Streak: WFU, 1
Longest WFU Streak: 1, (2017-pres.)
Longest Texas A&M Streak: --
Largest WFU win: 3 in 2017
Largest Texas A&M win: --

12/29/2017	W	N ¹	55-52
------------	---	----------------	-------

1 - Belk Bowl/Charlotte, NC

TEXAS CHRISTIAN

Overall: WFU trails, 0-1-0

All Games at WFU: --
Games at Allegacy Stadium: --
All Games at Texas Christian: 0-1
All Neutral site games: --
Dave Clawson vs. Texas Christian: --
Last WFU Win: --
Last Texas Christian Win: 27-9 (11/8/1952) at TCU
Last WFU win at Texas Christian: --
Last Texas Christian win at WFU: --
Current Streak: Texas Christian, 1
Longest WFU Streak: --
Longest Texas Christian Streak: 1, (1953-pres.)
Largest WFU win: --
Largest Texas Christian win: 18 in 1952

11/8/1952	L	A	9-27
-----------	---	---	------

TEXAS TECH

Overall: WFU trails, 0-2-0

All Games at WFU: --
Games at Allegacy Stadium: --
All Games at Texas Christian: 0-1
All Neutral site games: 0-1
Dave Clawson vs. Texas Tech: --
Last WFU Win: --
Last Texas Tech Win: 35-6 (11/29/1941) in Charlotte
Last WFU win at Texas Tech: --
Last Texas Tech win at WFU: --
Current Streak: Texas Tech, 2
Longest WFU Streak: --
Longest Texas Tech Streak: 2, (1940-pres.)
Largest WFU win: --
Largest Texas Tech win: 29 in 1941

11/29/1941	L	N ¹	6-35
11/16/1940	L	A	7-12

1 - Charlotte, NC

TOWSON

Overall: WFU leads, 1-0-0

All Games at WFU: 1-0
Games at Allegacy Stadium: 1-0
All Games at Towson: --
All Neutral site games: --
Dave Clawson vs. Towson: 6-4
Last WFU Win: 51-20 (9/8/2018) at BB&T
Last Towson Win: --
Last WFU win at Towson: --
Last Towson win at WFU: --
Current Streak: WFU, 1
Longest WFU Streak: 1, (2018-pres.)
Longest Towson Streak: --
Largest WFU win: 31 in 2018
Largest Towson win: --

9/8/2018	W	H	51-20
----------	---	---	-------

TULANE

Overall: WFU leads, 2-2-0

All Games at WFU: 1-0
Games at Allegacy Stadium: 1-0
All Games at Tulane: 1-2
All Neutral site games: --
Dave Clawson vs. Tulane: 2-0

Last WFU Win: 23-17 (8/31/2018) at Tulane
Last Tulane Win: 35-9 (9/9/1995) at Tulane
Last WFU win at Tulane: 23-17 (8/31/2018)
Last Tulane win at WFU: --
Current Streak: WFU, 2
Longest WFU Streak: 2, (2016-pres.)
Longest Tulane Streak: 2, (1959-2016)
Largest WFU win: 6 in 2018
Largest Tulane win: 26 in 1995

8/31/2018	W	A	23-17(OT)
9/1/2016	W	H	7-3
9/9/1995	L	A	9-35
10/3/1959	L	A	0-6

UAB

Overall: WFU leads, 1-0-0

All Games at WFU: 1-0
Games at Allegacy Stadium: 1-0
All Games at UAB: --
All Neutral site games: --
Dave Clawson vs. UAB: --
Last WFU Win: 47-3 (10/23/1999) at BB&T
Last UAB Win: --
Last WFU win at UAB: --
Last UAB win at WFU: --
Current Streak: WFU, 1
Longest WFU Streak: 1, (1999-pres.)
Longest UAB Streak: --
Largest WFU win: 44 in 1999
Largest UAB win: --

10/23/1999	W	H	47-3
------------	---	---	------

UL-MONROE

Overall: WFU trails, 0-2-0

All Games at WFU: 0-1
Games at Allegacy Stadium: 0-1
All Games at UL-Monroe: 0-1
All Neutral site games: --
Dave Clawson vs. Louisiana-Monroe: 0-1
Last WFU Win: --
Last UL-Monroe Win: 17-10 (9/28/2014) at ULM
Last WFU win at UL-Monroe: --
Last UL-Monroe win at WFU: 21-19 (9/14/2013)
Current Streak: UL-Monroe, 2
Longest WFU Streak: --
Longest UL-Monroe Streak: 2 (2013-pres.)
Largest WFU win: --
Largest UL-Monroe win: 7 in 2014

8/28/2014	L	A	10-17
9/14/2013	L	H	19-21

USS FRANKLIN

Overall: WFU leads, 2-1-0

All Games at WFU: 1-0
Games at Allegacy Stadium: --
All Games at USS Franklin: --
All Neutral site games: 2-0
Last WFU Win: --
Last USS Franklin Win: 11-0 (11/12/1910) in Durham
Last WFU win at USS Franklin: --
Last USS Franklin win at WFU: --
Current Streak: WFU, 2
Longest WFU Streak: 2, (1911-pres.)
Longest USS Franklin Streak: 1 (1910)
Largest WFU win: 26 in 1911
Largest USS Franklin win: 11 in 1910

10/10/1914	W	H	13-0
9/23/1911	W	N ¹	26-0
11/12/1910	L	N ¹	0-11

1 - Durham, NC

UTAH STATE

Overall: WFU leads, 2-1-0

All Games at WFU: 2-0
Games at Allegacy Stadium: 2-0
All Games at Utah State: 0-1
All Neutral site games: --
Dave Clawson vs. Utah State: 2-1
Last WFU Win: 38 (8/30/2019) at BB&T
Last Utah State Win: 36-24 (9/13/2014) at USU
Last WFU win at Utah State: --
Last Utah State win at WFU: --
Current Streak: WFU, 2
Longest WFU Streak: 2, (2017-pres.)
Longest Utah State Streak: 1 (2014)
Largest WFU win: 36 in 2017
Largest Utah State win: 12 in 2014

8/30/2019	W	H	38-25
9/16/2017	W	H	46-10
9/13/2014	L	A	24-36

VANDERBILT

Overall: WFU trails, 7-10-0

All Games at WFU: 2-6
Games at Allegacy Stadium: 1-6
All Games at Vanderbilt: 5-4
All Neutral site games: --
Dave Clawson vs. Vanderbilt: 1-2
Last WFU Win: 45-25 (9/10/2022) at Vandy
Last Vanderbilt Win: 23-21 (11/30/2013) at Vandy
Last WFU win at Vanderbilt: 34-13 (11/27/2010)
Last Vanderbilt win at WFU: 55-21 (11/24/2012)
Current Streak: Wake Forest, 1
Longest WFU Streak: 3, (2007-2010)
Longest Vanderbilt Streak: 4 (1993-2005)
Largest WFU win: 34 in 1992
Largest Vanderbilt win: 34 in 2011

9/10/2022	W	A	45-25
11/30/2013	L	A	21-23
11/24/2012	L	H	21-55
11/26/2011	L	H	7-41
11/27/2010	W	A	34-13
11/29/2008	W	H	29-19
11/24/2007	W	A	31-17
9/1/2005	L	H	10-24
10/7/2000	L	H	10-17
9/3/1994	L	A	14-35
9/4/1993	L	H	12-27
10/10/1992	W	A	40-6
11/24/1990	W	A	56-28
9/17/1977	L	H	0-3
9/18/1976	L	A	24-27
10/2/1965	W	H	7-0
10/10/1964	L	A	6-9

VILLANOVA

Overall: Series tied 2-2-0

All Games at WFU: 1-0
Games at Allegacy Stadium: 0-0
All Games at Villanova: 1-2
Games at Villanova Stadium: 1-1
Dave Clawson vs. Villanova: 2-3
Mark Ferrante vs. WFU: 0-0

SERIES RESULTS

Last WFU Win: 31-11 (9/3/88) at Villanova
 Last VU Win: 9-7 (10/18/58) at Villanova
 Last WFU win at Villanova: 31-11 (9/3/88)
 Last VU win at WFU: --
 Current Streak: WF, 1
 Longest WFU Streak: 1
 Longest VU Streak: 1
 Largest WFU win: 20 in 1988
 Largest VU win: 20 in 1952

10/11/1952	L	N	0-20
10/3/1953	W	H	18-12
10/18/1958	L	A	7-9
9/3/1988	W	A	31-11

VIRGINIA

Overall: WFU trails, 17-34-0

All Games at WFU: 7-17
 Games at Allegacy Stadium: 5-14
 All Games at UVa: 10-17
 Games at Scott Stadium: 10-16
 Dave Clawson vs. UVa: 3-0
 Tony Elliott vs. WFU: --
 Last WFU Win: 37-17 (9/24/21) at UVa
 Last UVa Win: 17-16 (11/3/07) at UVa
 Last WFU win at UVa: 37-17 (9/24/21)
 Last UVa win at WFU: 38-34 (9/28/02)
 Current Streak: WFU, 5
 Longest WFU Streak: 5 (2008-pres.)
 Longest UVa Streak: 17 (1984-2000)
 Largest WFU win: 45 in 1975
 Largest UVa: 42 in 1889

10/17/2020	W	H	40-23
11/5/2016	W	H	27-20
10/20/2012	W	A	16-10
11/8/2008	W	H	28-17
11/3/2007	L	A	16-17
9/27/2003	L	A	21-24
9/28/2002	L	H	38-34
11/3/2001	W	A	34-30
9/30/2000	L	H	10-27
9/18/1999	L	A	7-35
10/31/1998	L	H	17-38
10/4/1997	L	A	13-21
9/21/1996	L	H	7-42
9/30/1995	L	A	17-35
10/8/1994	L	H	6-42
11/6/1993	L	A	9-21
10/3/1992	L	H	17-31
10/26/1991	L	A	7-48
10/20/1990	L	H	14-49
10/21/1989	L	A	28-47
10/22/1988	L	H	14-34
10/24/1987	L	A	21-35
10/4/1986	L	H	28-30
10/26/1985	L	H	18-20
10/20/1984	L	A	9-28
10/22/1983	W	H	38-34
10/23/1982	L	A	27-34
10/24/1981	W	A	24-21
10/25/1980	L	H	21-24
9/9/1978	W	H	14-0
10/22/1977	L	A	10-12
10/23/1976	L	H	17-18
10/25/1975	W	A	66-21
10/26/1974	L	H	0-14
10/27/1973	L	A	10-21
11/18/1972	L	H	12-15
10/3/1970	W	A	27-7

11/8/1969	W	A	23-21
10/7/1967	L	H	12-14
9/17/1966	L	A	10-24
9/19/1964	W	A	31-21
10/20/1962	L	A	12-14
10/28/1961	W	H	21-15
10/29/1960	W	A	28-20
10/31/1959	W	H	34-12
10/5/1957	L	H	20-28
10/6/1956	L	A	6-7
11/12/1955	W	A	13-7
1911/2/11	L	A	6-29
12/9/1889	L	H	4-46

VIRGINIA MILITARY INSTITUTE

Overall: WFU leads, 4-2-2

All Games at WFU: 1-0
 Games at Allegacy Stadium: 1-0
 All Games at VMI: 0-2-2
 All Neutral site games: 3-0
 Dave Clawson vs. VMI: 3-0
 Last WFU Win: 44-10 (9/1/2022) at Winston-Salem
 Last VMI Win: 20-0 (11/5/1938) at VMI
 Last WFU win at VMI: --
 Last VMI win at WFU: --
 Current Streak: WFU, 4
 Longest WFU Streak: 4, (1942-pres.)
 Longest VMI Streak: 2 (1915-1938)
 Largest WFU win: 34 in 2022
 Largest VMI win: 20 in 1921

9/1/2022	W	H	44-10
10/14/1944	W	N ¹	38-7
10/23/1943	W	N ¹	21-0
11/7/1942	W	N ¹	28-0
11/5/1938	T	A	6-6
10/8/1921	L	A	0-20
11/6/1915	L	A	6-21
10/21/1892	T	A	12-12

VIRGINIA TECH

Overall: WFU trails, 13-25-1

All Games at WFU: 7-13
 Games at Allegacy Stadium: 4-8
 All Games at VT: 4-10-1
 Games at Lane Stadium: 4-6
 All Neutral site games: 2-2
 Dave Clawson vs. VT: 2-2
 Justin Fuente vs. WFU: 1-1
 Last WFU Win: 23-16 (10/24/20) at WFU
 Last VT Win: 36-17 (11/9/19), at VT
 Last WFU win at VT: 13-6 (9/10/83)
 Last VT win at WFU: 38-17 (10/15/11)
 Current Streak: WF, 1
 Longest WFU Streak: 3 (1969-71)
 Longest VT Streak: 5 (three times)
 Largest WFU win: 19 in 1970
 Largest VT win: 52 in 1916

10/24/2020	W	H	23-16
11/9/2019	L	A	17-36
11/22/2014	W	H	6-3 (2 ot)
10/15/2011	L	H	17-38
10/16/2010	L	A	21-52
11/18/2006	L	H	6-27
10/9/2004	L	H	10-17
9/8/1984	L	H	20-21
9/10/1983	W	A	13-6
10/2/1982	W	A	13-10

9/26/1981	L	A	14-30
9/6/1980	L	H	7-16
10/6/1979	W	A	19-14
9/16/1978	L	H	6-28
11/19/1977	L	A	10-28
9/4/1976	L	H	6-23
11/22/1975	L	A	10-40
11/25/1972	L	H	9-44
9/18/1971	W	A	20-9
10/10/1970	W	H	28-9
9/27/1969	W	H	16-10
10/12/1968	L	A	6-7
11/5/1966	L	H	0-11
9/18/1965	L	N ¹	3-12
9/26/1964	W	N ¹	38-21
9/28/1963	L	H	0-27
11/10/1962	L	A	8-37
11/11/1961	W	H	24-15
10/8/1960	L	A	13-22
9/26/1959	W	H	2-18
9/27/1958	W	N ²	13-6
11/9/1957	L	H	3-10
11/10/1956	T	A	13-13
9/17/1955	W	H	13-0
9/25/1954	L	N ³	0-32
11/8/1919	L	A	0-40
11/9/1918	L	H	0-27
11/3/1917	L	H	0-50
11/11/1916	L	A	0-52

1 - Roanoke, VA; 2 - Norfolk, VA;
 3 - Richmond, VA

WARRENTON PREP

Overall: WFU leads, 3-0-0

All Games at WFU: 3-0
 Games at Allegacy Stadium: --
 All Games at Warrenton: --
 All Neutral site games: --
 Last WFU Win: 52-0 (9/30/1911) at WFU
 Last Warrenton Win: --
 Last WFU win at Warrenton: --
 Last Warrenton win at WFU: --
 Current Streak: WFU, 3
 Longest WFU Streak: 3, (1908-pres.)
 Longest Warrenton Streak: --
 Largest WFU win: 52 in 1911
 Largest Warrenton win: --

9/30/1911	W	H	52-0
9/24/1910	W	H	17-0
10/10/1908	W	H	21-0

WASHINGTON & LEE

Overall: WFU trails, 2-7-0

All Games at WFU: 0-2
 Games at Allegacy Stadium: --
 All Games at Washington & Lee: 2-5
 All Neutral site games: --
 Last WFU Win: 10-8 (10/11/1924) at Washington & Lee
 Last Washington & Lee Win: 27-0 (10/9/1920) at Washington & Lee
 Last WFU win at Washington & Lee: --
 Last Washington & Lee win at WFU: 20-7 (11/18/1918)
 Current Streak: WFU, 1
 Longest WFU Streak: 1, (1924-pres., 1892)
 Longest Washington & Lee Streak: 7 (1909-1920)
 Largest WFU win: 16 in 1892
 Largest Washington & Lee win: 72 in 1914

10/11/1924	W	A	10-8
10/9/1920	L	A	0-27

11/16/1918	L	H	7-20
10/24/1914	L	A	0-72
10/25/1913	L	A	0-33
10/26/1912	L	A	0-20
10/21/1911	L	A	5-18
10/16/1909	L	H	0-17
10/22/1892	W	A	16-0

WEST VIRGINIA

Overall: WFU trails, 0-2-0

All Games at WFU: 0-1
 Games at Allegacy Stadium: --
 All Games at West Virginia: 0-1
 All Neutral site games: --
 Last WFU Win: --
 Last West Virginia Win: 27-14 (11/16/1957) at WFU
 Last WFU win at West Virginia: --
 Last West Virginia win at WFU: 27-14 (11/16/1957)
 Current Streak: West Virginia, 2
 Longest WFU Streak: --
 Longest West Virginia Streak: 2 (1955-pres.)
 Largest WFU win: --
 Largest West Virginia win: 46 in 1955

11/16/1957	L	H	14-27
10/1/1955	L	A	0-46

WESTERN CAROLINA

Overall: WFU leads, 3-0-0

All Games at WFU: 3-0
 Games at Allegacy Stadium: 3-0
 All Games at Western Carolina: --
 All Neutral site games: --
 Last WFU Win: 40-24 (9/14/1991) at BB&T
 Last Western Carolina Win: --
 Last WFU win at Western Carolina: --
 Last Western Carolina win at WFU: --
 Current Streak: WFU, 3
 Longest WFU Streak: 3, (1982-pres.)
 Longest Western Carolina Streak: --
 Largest WFU win: 21 in 1982 and 1983
 Largest Western Carolina win: --

9/14/1991	W	H	40-24
9/17/1983	W	H	21-0
9/4/1982	W	H	31-10

WESTERN MARYLAND

Overall: Series Tied, 1-1-0

All Games at WFU: 1-1
 Games at Allegacy Stadium: --
 All Games at Western Carolina: --
 All Neutral site games: --
 Last WFU Win: 66-0 (10/21/1939) at WFU
 Last Western Carolina Win: 20-13 (11/12/1938) at WFU
 Last WFU win at Western Carolina: --
 Last Western Maryland win at WFU: 20-13 (11/12/1938)
 Current Streak: WFU, 2
 Longest WFU Streak: 1, (1939-pres.)
 Longest Western Maryland Streak: 1, (1938)
 Largest WFU win: 66 in 1939
 Largest Western Maryland win: 7 in 1938

10/21/1939	W	H	66-0
11/12/1938	L	H	13-20

WILLIAM JEWELL

Overall: WFU leads, 1-0-0

All Games at WFU: 1-0
 Games at Allegacy Stadium: --

SERIES RESULTS

All Games at William Jewell: --
 All Neutral site games: --
 Last WFU Win: 79-0 (9/21/1940) at WFU
 Last William Jewell Win: --
 Last WFU win at William Jewell: --
 Last William Jewell win at WFU: --
 Current Streak: WFU, 1
 Longest WFU Streak: 1, (1940-pres.)
 Longest William Jewell Streak: --
 Largest WFU win: 79 in 1940
 Largest William Jewell win: --

9/21/1940 W H 79-0

WILLIAM & MARY

Overall: WFU leads, 10-9-1

All Games at WFU: 5-3
 Games at Allegacy Stadium: 3-2
 All Games at William & Mary: 5-4-1
 All Neutral site games: 0-2
 Dave Clawson vs. William & Mary: 3-1
 Last WFU Win: 30-23 (9/7/1985) at BB&T
 Last William & Mary Win: 17-6 (9/14/1974) at BB&T
 Last WFU win at William & Mary: 27-7 (10/4/1980)
 Last William & Mary win at WFU: 17-6 (9/14/1974)
 Current Streak: WFU, 3
 Longest WFU Streak: 3, (1948-50, 1955-71, 1980-pres.)
 Longest William & Mary Streak: 3, (1921-1926)
 Largest WFU win: 47 in 1950
 Largest William & Mary win: 21 in 1947

9/7/1985 W H 30-23
 10/27/1984 W H 34-21
 10/4/1980 W A 27-7
 9/14/1974 L H 6-17
 9/22/1973 L H 14-15
 11/6/1971 W H 36-29
 9/22/1956 W A 39-0
 11/5/1955 W H 13-7
 11/20/1954 L A 9-13
 9/19/1953 L N¹ 14-16
 9/27/1952 W A 28-21
 10/13/1951 L N¹ 6-7
 10/7/1950 W A 47-0
 10/22/1949 W H 55-28
 10/2/1948 W A 21-12
 11/1/1947 L A 0-21
 10/13/1928 T A 0-0
 11/13/1926 L A 6-13
 11/4/1922 L H 0-18
 10/22/1921 L A 14-21

1 - Richmond, VA;

WOFFORD

Overall: WFU leads, 6-0-1

All Games at WFU: 3-0-1
 Games at Allegacy Stadium: --
 All Games at Wofford: 2-0
 All Neutral site games: 1-0
 Dave Clawson vs. Wofford: 1-0
 Last WFU Win: 30-23 (11/12/1937) at Wofford
 Last Wofford Win: --
 Last WFU win at Wofford: 24-0 (11/12/1937)
 Last Wofford win at WFU: --
 Current Streak: WFU, 3
 Longest WFU Streak: 3, (1929-pres.)
 Longest Wofford Streak: --
 Largest WFU win: 41 in 1914 and 1916
 Largest Wofford win: --

11/12/1937 W A 24-0
 10/10/1936 W H 32-0
 11/9/1929 W A 18-0
 11/16/1928 T H 7-7
 10/2/1926 W N¹ 27-0
 11/17/1916 W H 41-0
 1914 W H 41-0
 1 - Salisbury, NC

WISCONSIN

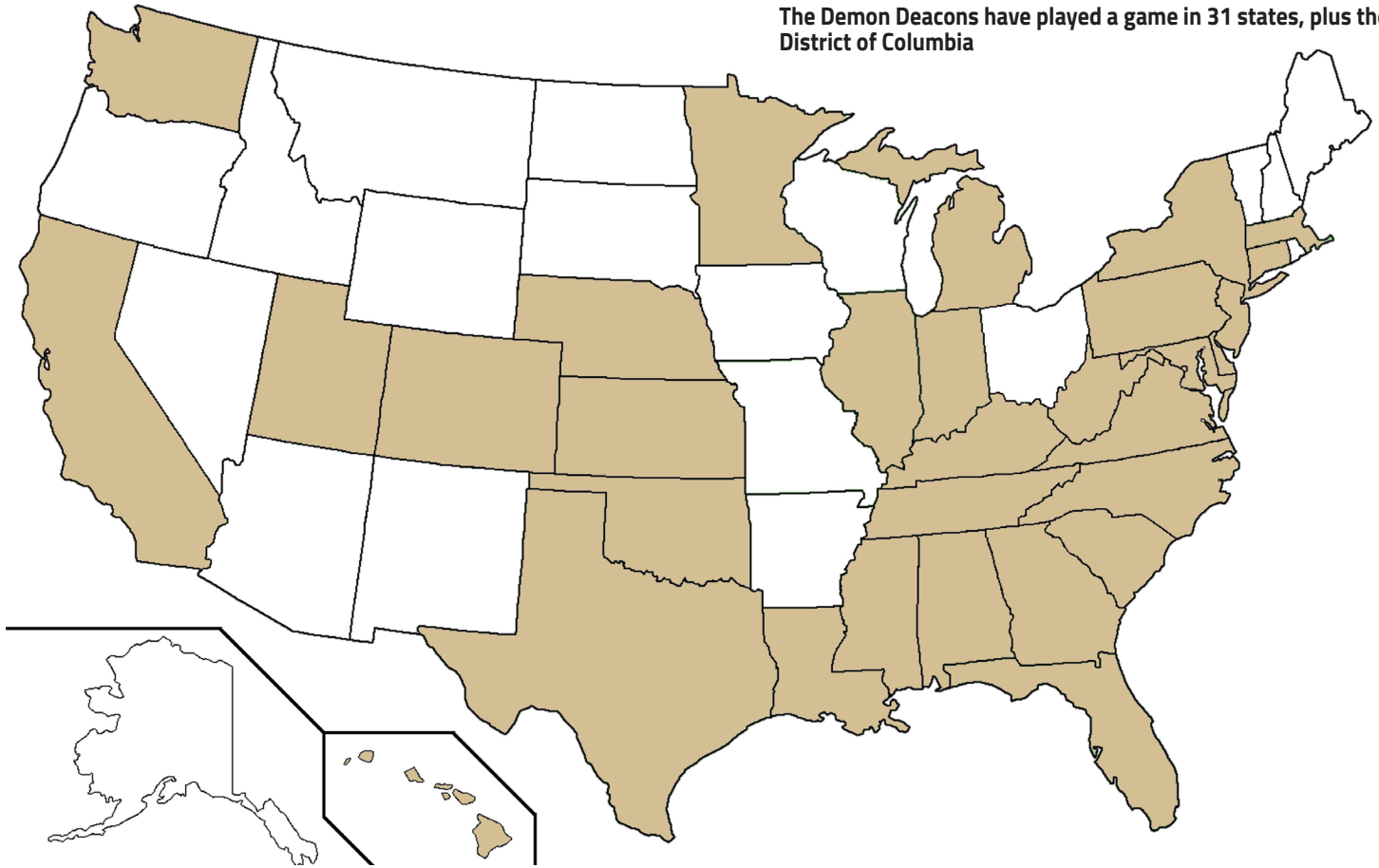
Overall: WFU trails, 0-1-0

All Games at WFU: --
 Games at Allegacy Stadium: --
 All Games at Wisconsin: --
 All Neutral site games: 0-1
 Last WFU Win: --
 Last Wisconsin Win: 42-28 (12/30/2020) at Charlotte
 Last WFU win at Wisconsin: --
 Last Wisconsin win at WFU: --
 Current Streak: Wisconsin, 1
 Longest WFU Streak: --
 Longest Wisconsin Streak: 1 (2020-pres.)
 Largest WFU win: --
 Largest Wisconsin win: 14 in 2020

12/30/2020 L N¹ 28-42
 1 - Charlotte, NC

GAMES BY LOCATION

The Demon Deacons have played a game in 31 states, plus the District of Columbia



Alabama	W	L	T	Pct.
Auburn	1	6	0	.143
Birmingham	1	1	0	.500
Total	2	7	0	.222
California	W	L	T	Pct.
Palo Alto	0	1	0	.000
Colorado	W	L	T	Pct.
Colorado Springs	0	1	0	.000
Connecticut	W	L	T	Pct.
East Hartford	1	0	0	.000
District of Columbia	W	L	T	Pct.
Washington, DC	7	4	0	.636
Delaware	W	L	T	Pct.
Newark	1	0	0	1.000
Florida	W	L	T	Pct.
Coral Gables	0	1	0	.000
Gainesville	0	2	0	.000
Jacksonville	3	0	0	1.000
Miami	3	5	0	.375
Orlando	0	2	0	.000
Tallahassee	4	20	1	.163
Tampa	1	2	0	.333
Total	11	32	1	.253
Georgia	W	L	T	Pct.
Athens	2	1	0	.667
Atlanta	4	15	0	.211
Macon	0	2	0	.000
Total	6	18	0	.250
Hawai'i	W	L	T	Pct.
Honolulu	1	0	0	1.000
Illinois	W	L	T	Pct.
DeKalb	0	1	0	.000
Evanston	0	2	0	.000
Total	0	3	0	.000
Indiana	W	L	T	Pct.

Bloomington	1	0	0	1.000
West Lafayette	1	3	0	.250
South Bend	0	3	0	.000
Total	2	6	0	.250
Japan	W	L	T	Pct.
Tokyo	0	1	0	.000
Kansas	W	L	T	Pct.
Manhattan	0	1	0	.000
Kentucky	W	L	T	Pct.
Louisville	1	4	0	.200
Louisiana	W	L	T	Pct.
Baton Rouge	0	2	0	.000
Monroe	0	1	0	.000
New Orleans	1	2	0	.333
Shreveport	1	0	0	1.000
Total	2	5	0	.286
Massachusetts	W	L	T	Pct.
Boston	5	4	1	.550
Chestnut Hill	5	5	0	.500
Total	10	9	1	.525
Maryland	W	L	T	Pct.
Annapolis	5	2	0	.714
College Park	7	23	0	.233
Total	12	25	0	.324
Michigan	W	L	T	Pct.
Ann Arbor	0	2	0	.000
Minnesota	W	L	T	Pct.
Minneapolis	0	1	0	.000
Mississippi	W	L	T	Pct.
Oxford	1	0	0	1.000
Nebraska	W	L	T	Pct.
Lincoln	0	2	0	.000
North Carolina	W	L	T	Pct.
Asheville	2	1	0	.667

Boone	1	0	0	1.000
Chapel Hill	18	44	2	.286
Charlotte	18	19	4	.500
Davidson	0	5	0	.000
Durham	23	30	0	.442
Elon	1	0	0	1.000
Gastonia	0	1	0	.000
Goldsboro	1	1	0	.500
Greensboro	4	3	2	.556
Greenville	2	2	0	.500
Raleigh	26	49	4	.333
Wake Forest	89	42	9	.668
Wilmington	1	1	0	.500
Winston-Salem	164	192	4	.459
Total	350	390	25	.465
New Jersey	W	L	T	Pct.
New Brunswick	1	0	0	1.000
New York	W	L	T	Pct.
New York City	0	1	0	.000
West Point	6	4	0	.600
Syracuse	3	4	0	.427
Total	9	9	0	.500
Oklahoma	W	L	T	Pct.
Norman	0	1	0	.000
Tulsa	1	0	0	1.000
Total	1	1	0	.500
Pennsylvania	W	L	T	Pct.
Philadelphia	0	2	0	.000
Pittsburgh	1	0	0	1.000
State College	0	1	0	.000
Villanova	1	1	0	.500
Total	2	4	0	.333
South Carolina	W	L	T	Pct.
Charleston	0	1	0	.000
Clemson	7	40	0	.149
Clinton	0	2	0	.000
Columbia	8	22	1	.274
Florence	0	1	0	.000
Greenville	3	5	0	.375
Spartanburg	3	0	0	1.000

Total	21	71	1	.231
Tennessee	W	L	T	Pct.
Chattanooga	1	0	0	1.000
Knoxville	2	5	0	.286
Memphis	1	3	0	.250
Nashville	5	5	0	.500
Total	9	13	0	.381
Texas	W	L	T	Pct.
Austin	0	1	0	.000
Dallas	0	1	0	.000
Fort Worth	0	1	0	.000
Houston	0	4	0	.000
Irving	0	1	0	.000
Lubbock	0	1	0	.000
Waco	1	3	0	.250
Total	1	12	0	.077
Utah	W	L	T	Pct.
Logan	0	1	0	.000
Virginia	W	L	T	Pct.
Blacksburg	4	12	1	.265
Charlottesville	9	17	0	.346
Hampden-Sydney	0	1	0	.000
Lexington	2	8	2	.250
Lynchburg	2	1	0	.667
Norfolk	1	2	0	.333
Quantico	0	1	0	.000
Richmond	5	8	1	.393
Roanoke	1	1	0	.500
Williamsburg	5	3	1	.611
Total	29	54	5	.358
Washington	W	L	T	Pct.
Seattle	1	0	0	1.000
West Virginia	W	L	T	Pct.
Huntington	1	1	0	.500
Morgantown	0	1	0	.000
Total	1	2	0	.333

YEAR-BY-YEAR RESULTS

1888

Coach: W.C. Dowd

Record: 1-0 **Captain:** W.C. Dowd

Oct. 18 North Carolina W 6-4

1889

Coach: W.C. Riddick

Record: 3-3 **Captain:** Oscar Riddick

Nov. 22 at North Carolina W 18-8

Nov. 27 Trinity L 4-8

Dec. 9 Virginia L 4-46

Dec. 10 Richmond W 32-14

Mar. 1 North Carolina (Spring) L 0-33

Mar. 29 Trinity (Spring) W 32-0

1890

No Team

1891

Coach: W.E. Sikes

Record: 1-0 **Captain:** Vernon Howell

North Carolina W forfeit

1892

Coach: W.E. Sikes

Record: 4-0-1 **Captain:** George Blanton

May 19 Asheville Athletics W 40-0

Oct. 21 at Virginia Military T 12-12

Oct. 22 at Washington & Lee W 16-0 500

Oct. 24 at Richmond W 16-0

Nov. 24 at Tennessee W 10-6

1893

Coach: W.E. Sikes

Record: 1-2 **Captain:** Unknown

Oct. 17 Trinity¹ L 6-12

Nov. 6 Tennessee W 64-0

Nov. 18 North Carolina L 0-40

1 - Raleigh, NC

1894

No team

1895

Coach: Unknown

Record: 0-0-1 **Captain:** John Gore

Oct. 19 NC State T 4-4

1896-1907

No team

1908

Coach: A.P. Hall, Jr.

Record: 1-4 **Captain:** W.H. Hipps

Sept. 26 at North Carolina L 0-17

Oct. 3 NC State L 0-25

Oct. 10 Warrenton High School W 21-0

Nov. 14 Davidson L 4-31

Nov. 21 NC State L 0-76 500

1909

Coach: A.T. Myers

Record: 2-4 **Captain:** L.W. Leggett

Oct. 2 at North Carolina L 0-18

Oct. 4 Maryville W 3-0

Oct. 16 at Washington & Lee L 0-17

Oct. 23 at South Carolina W 8-0

Oct. 25 N.C. Medical College L 0-5

Nov. 5 Richmond L 0-5

1910

Coach: Reddy Rowe

Record: 2-7 **Captain:** Phil Utlley

Sept. 24 Warrenton Prep W 17-0

Oct. 8 Horner W 28-0

Oct. 15 at Norfolk Artillery Blues L 0-31

Oct. 22 at North Carolina L 0-37

Oct. 27 at South Carolina L 0-6

Oct. 29 at The Citadel L 5-9

Nov. 12 vs. USS Franklin¹ L 0-11 1,500

Nov. 19 NC State L 3-28

Nov. 24 Davidson L 0-32

1 - Durham, NC

1911

Coach: Frank Thompson

Record: 3-5 **Captain:** Carl Betts

Sept. 30 Warrenton Prep W 52-0

Oct. 7 at North Carolina L 3-12

Oct. 14 Roanoke W 62-0

Oct. 21 at Washington & Lee L 5-18

Nov. 2 at Virginia L 6-29

Nov. 11 Davidson¹ L 0-9

Nov. 18 North Carolina State L 6-13

Nov. 23 USS Franklin² W 26-0

1 - Greensboro, NC; 2 - Durham, NC

1912

Coach: Frank Thompson

Record: 2-6 **Captain:** Bruce Holding

Sept. 28 Richmond College of Medicine W 33-0

Oct. 5 at South Carolina L 3-10

Oct. 12 at North Carolina L 2-9

Oct. 26 at Washington & Lee L 0-20

Nov. 2 NC State L 0-12

Nov. 9 Medical College Virginia L 14-23

Nov. 16 Horner Military W 49-0

Nov. 28 Davidson¹ L 7-13

1 - Charlotte, NC

1913

Coach: Frank Thompson

Record: 0-8 **Captain:** Paul C. Carter

Sept. 27 at North Carolina L 0-7

Oct. 11 at South Carolina L 10-27

Oct. 18 Richmond L 13-14

Oct. 25 at Washington & Lee L 0-33

Nov. 1 at NC State L 0-37 1,000

Nov. 8 Gallaudet¹ L 7-47

Nov. 15 North Carolina² L 0-29 1,200

Nov. 27 Davidson³ L 0-6 700

1 - Raleigh, NC; 2 - Durham, NC; 3 - Charlotte, NC

1914

Coach: Dr. W.C. Smith

Record: 3-6 **Captain:** George G. Moore

Oct. 3 NC State L 0-51

Oct. 10 USS Franklin W 13-0

North Carolina L 0-53

Oct. 24 at Washington & Lee L 0-72

Oct. 31 Roanoke W 19-0

Nov. 7 at South Carolina L 0-26

Nov. 14 at North Carolina L 7-12

Nov. 26 at Davidson L 6-7

Wofford W 41-0

1915

Coach: Dr. W.C. Smith

Record: 3-4 **Captain:** George G. Moore

Sept. 25 Florence YMCA W 80-0

Oct. 9 at North Carolina L 0-35

Oct. 16 NC State L 0-7

Oct. 30 Richmond Blues W 40-0

Nov. 6 at Virginia Military L 6-21

Nov. 13 Gallaudet W 28-6

Nov. 25 at Davidson L 7-21

1916

Coach: G.M. Billings

Record: 3-3 **Captain:** Charles Parker

Sept. 30 at North Carolina L 0-20 2,500

Oct. 7 Guilford W 33-0

Oct. 19 at NC State L 0-6

Nov. 4 at South Carolina W 33-7

Nov. 11 at Virginia Tech L 0-52

Nov. 17 Wofford W 41-0

1917

Coach: E.T. MacDonnell

Record: 1-6-1 **Captain:** Ashley D. Pace

Sept. 29 at Georgia Tech L 0-33

Oct. 6 at Furman L 6-7

Oct. 13 Guilford W 20-0

Oct. 18 NC State L 6-17

Oct. 27 at Maryland L 13-29

Nov. 3 Virginia Tech L 0-50

Nov. 17 Davidson L 7-72 400

Nov. 29 Hampden-Sydney T 7-7

1918

Coach: Harry Rabenhorst

Record: 1-3 **Captain:** Harry Rabenhorst

Sept. 2 at North Carolina L 7-13

Nov. 9 at Virginia Tech L 0-25

Nov. 16 Washington & Lee L 7-20

Nov. 23 NC State W 21-0

1919

Coach: Harry Rabenhorst

Record: 2-6 **Captain:** Harry Rabenhorst

Sept. 26 Davidson L 0-21

Oct. 6 at Georgia Tech L 0-14

Oct. 18 at North Carolina L 0-6

Oct. 25 at Furman L 7-39

Nov. 1 at Sewanee Club (VA) W 39-3

Nov. 8 at Virginia Tech L 0-40

Nov. 15 Guilford W 65-0

Nov. 27 at NC State L 7-21

1920

Coach: J.L. White

Record: 2-7 **Captain:** Harry Rabenhorst

Sept. 25 at Georgia Tech L 0-44

Oct. 2 at North Carolina L 0-6

Oct. 9 at Washington & Lee L 0-27

Oct. 16 at Davidson L 7-27

Oct. 23 at Furman L 0-17

Oct. 30 Guilford W 48-6

Nov. 6 Elon W 29-0

Nov. 13 at Richmond L 7-20

Nov. 25 NC State L 7-49

1921

Coach: J.L. White

Record: 2-8 **Captain:** Fitzhugh L. Fulton

Sept. 24 at Georgia Tech L 0-42

Oct. 1 North Carolina L 0-21

Oct. 8 at Virginia Military L 0-20

Oct. 15 at Davidson W 10-7

Oct. 22 at William & Mary L 14-21

Oct. 29 Guilford W 28-0

Nov. 5 at Richmond L 0-41

Nov. 11 Trinity (Duke) L 0-17

Nov. 19 NC State L 0-14

Nov. 24 at Hampden-Sydney L 14-39

1922

Coach: George Levene

Record: 3-5-2 **Captain:** George Heckman

Sept. 23 Atlantic Christian W 34-0

Sept. 30 North Carolina¹ L 3-62

Oct. 7 Elon W 7-0

Oct. 14 Davidson T 6-6

Oct. 21 at Lynchburg L 7-20

Oct. 27 at Guilford T 0-0

Nov. 4 William & Mary L 0-18

Nov. 11 Trinity (Duke) L 0-3

Nov. 25 NC State L 0-32

Nov. 30 Hampden-Sydney W 9-3

1 - Goldsboro, N.C.

HANK GARRITY

1923-25 (3 seasons)

19-7-1 (.722)

1923

Record: 6-3 **Captain:** Pete Pegano

Sept. 29 at North Carolina L 0-22 5,000

Oct. 6 Guilford W 41-0

Oct. 13 Lynchburg W 25-0

Oct. 20 at Davidson W 6-0 4,000

Oct. 27 at Florida¹ L 7-16 7,000

Nov. 10 Trinity (Duke)² W 16-6 1,500

Nov. 17 Elon W 9-6

Nov. 24 NC State W 14-0 4,000

Dec. 1 at South Carolina L 7-14

1 - Tampa, Fla.; 2 - Winston-Salem, N.C.

YEAR-BY-YEAR RESULTS

1924

Record: 7-2 Captain: Bill Moran

Sept. 27	North Carolina	W	7-6	3,000
Oct. 11	at Washington & Lee	W	10-8	
Oct. 18	at Florida ¹	L	0-34	
Oct. 25	at Lynchburg	W	37-7	
Nov. 1	Guilford	W	67-0	
Nov. 11	at Trinity (Duke)	W	32-0	7,000
Nov. 15	Elon	W	42-0	
Nov. 22	at NC State	W	12-0	6,000
Nov. 27	at South Carolina	L	0-7	

1 - Tampa, Fla.

1925

Record: 6-2-1 Captain: Murray Greason

Sept. 26	at North Carolina	W	6-0	
Oct. 3	at Davidson	T	7-7	6,000
Oct. 10	Lenoir-Rhyne	W	49-0	
Oct. 24	at Florida	L	3-24	
Oct. 31	Guilford	W	25-0	
Nov. 7	at Duke	W	21-3	
Nov. 14	at NC State	L	0-6	
Nov. 20	Furman ¹	W	9-0	
Nov. 26	at Elon	W	65-0	

1 - Asheville, N.C.

JAMES BALDWIN

1926-27 (2 seasons)
7-10-3 (.425)

1926

Record: 5-4-1 Captain: Blaine Rackley

Sept. 25	North Carolina	W	13-0	8,000
Oct. 2	at Wofford ¹	W	27-0	
Oct. 9	at Furman	L	0-10	
Oct. 16	Presbyterian	L	0-13	
Oct. 23	at Davidson	T	3-3	
Oct. 30	Duke ²	W	21-0	
Nov. 6	Elon	W	53-0	
Nov. 13	at William & Mary	L	6-13	
Nov. 20	Guilford	W	60-0	
Nov. 29	at NC State	L	3-7	11,000

1 - Salisbury, NC; 2 - Goldsboro, NC

1927

Record: 2-6-2 Captain: Austin G. Ober

Sept. 24	at North Carolina	W	9-8	
Oct. 1	Elon	T	0-0	
Oct. 7	at Presbyterian ¹	L	7-14	
Oct. 13	at NC State	L	7-30	
Oct. 22	Davidson ²	T	13-13	8,000
Oct. 29	Duke	L	6-32	
Nov. 5	Furman	L	0-53	
Nov. 11	at Quantico Marines	L	10-39	
Nov. 19	High Point	W	13-0	
Nov. 24	at Mercer ¹	L	0-34	3,500

1 - Asheville, NC; Greensboro, NC

STANLEY COFALL

1928 (1 season)
2-6-2 (.300)

1928

Record: 2-6-2 Captain: Hal Weir

Sept. 29	at North Carolina	L	0-65	
Oct. 6	Presbyterian	L	7-12	
Oct. 13	at William & Mary	T	0-0	
Oct. 18	at NC State	L	0-37	
Oct. 27	at Davidson	W	25-6	
Nov. 3	Furman	L	0-18	
Nov. 10	at Duke	L	0-38	
Nov. 16	Wofford	T	7-7	
Nov. 29	at Mercer	L	12-14	
Dec. 25	at Miami (FL)	W	13-6	

F.S. "PAT" MILLER

1929-32 (4 seasons)
18-15-4 (.540)

1929

Record: 6-5-1 Captain: Johnny Cox

Sept. 21	Catawba	W	20-0	
Sept. 28	at North Carolina	L	0-48	10,000
Oct. 5	at Richmond	W	19-0	500
Oct. 11	Elon	W	25-6	
Oct. 17	at NC State	L	6-8	
Oct. 26	Davidson	W	6-0	5,000
Nov. 2	at Furman	L	0-12	3,000
Nov. 9	at Wofford	W	18-0	
Nov. 16	at Navy	L	0-61	
Nov. 19	Presbyterian ¹	T	0-0	
Nov. 23	at Duke	L	0-20	750
Nov. 28	Mercer ²	W	13-0	

1 - Greensboro, NC; 2 - Asheville, NC

1930

Record: 5-3-1 Captain: Jack Parker

Sept. 27	at North Carolina	L	7-13	
Oct. 4	Guilford	W	20-0	
Oct. 10	Baltimore	W	44-0	1,000
Oct. 16	at NC State	W	7-0	
Oct. 25	Mercer	W	21-0	
Nov. 1	at Temple	L	0-36	10,000
Nov. 8	Presbyterian ¹	L	0-13	
Nov. 22	Duke	T	13-13	
Nov. 27	Davidson ²	W	13-2	

1 - Asheville, NC; 2 - Charlotte, NC

1931

Record: 4-4 Captain: Leon Brogden

Sept. 26	at North Carolina	L	0-37	11,000
Oct. 3	Furman ¹	L	6-36	
Oct. 16	at NC State	W	6-0	
Oct. 23	at Duke	L	0-28	
Oct. 31	Erskine	W	13-0	
Nov. 7	Presbyterian ²	W	12-0	
Nov. 14	at Oglethorpe	L	0-37	
Nov. 26	Davidson ³	W	7-0	8,000

1 - Gastonia, NC; 2 - Greensboro, NC; 3 - Charlotte, NC

1932

Record: 3-3-2 Captain: Bill Green

Sept. 24	at North Carolina	T	0-0	9,000
Oct. 8	South Carolina ¹	W	6-0	
Oct. 15	at NC State	T	0-0	
Oct. 21	at Duke	L	0-9	
Oct. 29	at Delaware	W	7-0	
Nov. 5	at Catholic	L	6-14	
Nov. 11	Carson-Newman	W	20-6	
Nov. 24	at Davidson	L	0-7	

1 - Charlotte, NC

JAMES H. WEAVER

1933-36 (4 seasons)
10-23-1 (.309)

1933

Record: 0-5-1 Captain: Duncan Wilson

Oct. 7	at Duke	L	0-22	8,000
Oct. 21	at NC State	T	0-0	
Oct. 28	Catholic	L	0-12	
Nov. 4	Clemson ¹	L	0-13	
Nov. 11	at North Carolina	L	0-26	
Nov. 30	Davidson ¹	L	13-20	

1 - Charlotte, NC

1934

Record: 3-7 Captain: Pat Swan

Sept. 22	Guilford	W	62-0	3,000
Sept. 29	at North Carolina	L	0-21	
Oct. 6	at NC State	W	13-12	11,000
Oct. 11	Furman ¹	L	2-3	
Oct. 20	Presbyterian	W	14-6	
Oct. 26	at George Washington	L	2-6	
Nov. 3	Emory & Henry	L	0-13	
Nov. 10	at Duke	L	7-28	
Nov. 17	at Richmond	L	6-39	
Nov. 29	at Davidson	L	12-13	5,500

1 - Florence, SC

1935

Record: 2-7 Captain: Perk Reinhardt

Sept. 21	Duke ¹	L	7-26	12,000
Sept. 28	at North Carolina	L	0-14	8,000
Oct. 5	at Clemson	L	7-13	
Oct. 12	at NC State	L	6-21	
Oct. 18	Furman ²	L	0-9	
Oct. 26	George Washington	W	7-6	3,000
Nov. 1	Presbyterian	W	18-0	
Nov. 15	Miami (FL)	L	0-3	3,000
Nov. 28	Davidson	L	7-14	

1 - Greensboro, NC; 2 - Charlotte, NC

1936

Record: 5-4 Captain: Ed Rogers

Sept. 26	North Carolina ¹	L	7-14	11,000
Oct. 3	at NC State	W	9-0	10,000
Oct. 10	Wofford	W	32-0	2,000
Oct. 16	Clemson	W	6-0	2,000
Oct. 23	at George Washington	L	12-13	18,000
Oct. 31	Presbyterian	W	19-0	3,000
Nov. 7	Duke (15)	L	0-20	10,000
Nov. 13	Erskine	W	19-6	2,000
Nov. 26	at Davidson	L	6-19	11,000

1 - Charlotte, NC



D.C. WALKER

1937-50 (14 seasons)
77-51-6 (.597)

1937

Record: 3-6 Captain: A.M. Munford

Sept. 25	at Tennessee	L	0-32	7,500
Oct. 1	at George Washington	L	6-34	15,000
Oct. 8	Erskine	W	19-0	4,000
Oct. 16	North Carolina	L	0-28	10,000
Oct. 23	NC State	L	0-20	6,000
Oct. 30	at Clemson	L	0-32	4,000
Nov. 6	at Duke (11)	L	0-67	6,000
Nov. 12	at Wofford	W	24-0	1,000
Nov. 25	Davidson ¹	W	19-7	10,000

1 - Charlotte, NC

1938

Record: 4-5-1 Captain: George Wirtz

Sept. 17	Randolph-Macon	W	57-6	5,000
Sept. 24	at North Carolina	L	6-14	14,000
Sept. 30	The Citadel ¹	W	31-0	5,000
Oct. 8	at South Carolina	W	20-19	6,500
Oct. 15	at NC State	L	7-19	14,000
Oct. 22	Duke ² (9)	L	0-7	10,000
Oct. 28	Clemson	L	0-7	7,500
Nov. 5	at Virginia Military	T	6-6	4,000
Nov. 12	Western Maryland	L	13-20	
Nov. 24	Davidson ¹	W	21-0	5,000

1 - Charlotte, NC; 2 - Winston-Salem, NC

1939

Record: 7-3 Captain: Rupert Pate

Sept. 16	Elon ¹	W	34-0	8,000
Sept. 23	South Carolina	W	19-7	10,000
Sept. 30	at North Carolina	L	6-36	18,000
Oct. 6	at Miami (FL)	W	33-0	20,100
Oct. 14	at NC State	W	32-0	15,000
Oct. 21	Western Maryland	W	66-0	7,000
Oct. 28	at Duke (13)	L	0-6	16,000
Nov. 4	at Marshall	W	14-13	8,000
Nov. 11	at Clemson	L	7-20	12,000
Nov. 30	Davidson ²	W	46-7	10,000

1 - Greensboro, NC; 2 - Charlotte, NC

1940

Record: 7-3 Captain: Jimmy Ringgold

Sept. 21	William Jewell	W	79-0	1,500
Sept. 28	at North Carolina	W	12-0	15,500
Oct. 5	Furman	W	19-0	4,000
Oct. 12	at Clemson	L	0-39	18,000
Oct. 19	Marshall	W	31-19	5,000
Oct. 26	Duke	L	0-23	21,000
Nov. 1	at George Washington	W	18-0	10,000

YEAR-BY-YEAR RESULTS

Nov. 9	at NC State	W	20-14	10,000
Nov. 16	at Texas Tech	L	7-12	10,000
Nov. 28	South Carolina ¹	W	7-6	9,000

1 - Charlotte, NC

1941

Record: 5-5-1 Captains: Cal Givler, John Polanski

Sept. 20	at Camp Davis	W	65-0	10,000
Sept. 28	at Duke	L	14-43	15,000
Oct. 4	at Furman	W	52-13	8,000
Oct. 11	at South Carolina	T	6-6	12,000
Oct. 18	at NC State	W	7-0	15,000
Oct. 25	North Carolina	W	13-0	14,000
Nov. 1	at Marshall	L	6-16	10,000
Nov. 8	at Boston College	L	6-26	15,000
Nov. 15	at Clemson	L	0-29	11,000
Nov. 20	at George Washington	W	42-0	6,000
Nov. 29	Texas Tech ¹	L	6-35	7,000

1 - Charlotte, NC

1942

Record: 6-2-1 Captain: Pat Preston

Sept. 26	at North Carolina	L	0-6	9,000
Oct. 3	Duke	W	20-7	7,000
Oct. 10	at Furman	W	14-6	7,000
Oct. 17	at NC State	T	0-0	15,000
Oct. 24	at Boston College (10)	L	0-27	20,000
Oct. 31	Clemson	W	19-6	4,500
Nov. 7	Virginia Military ¹	W	28-0	6,000
Nov. 13	at George Washington	W	20-0	
Nov. 26	South Carolina ²	W	33-14	8,500

1 - Winston-Salem, NC; 2 - Charlotte, NC

1943

Record: 4-5 Captains: Elmer Barbour, Russell Perry

Sept. 25	at Camp Davis	L	20-24	20,000
Oct. 2	at Maryland	L	7-13	1,000
Oct. 8	at Georgia	L	0-7	7,500
Oct. 16	at NC State	W	54-6	9,000
Oct. 23	Virginia Military ¹	W	21-0	3,000
Oct. 30	at Clemson	W	41-12	5,000
Nov. 6	at N.C. Pre-Flight	W	20-12	5,000
Nov. 13	at Greensboro AAB	L	0-14	10,000
Nov. 25	South Carolina ²	L	2-13	7,000

1 - Lynchburg, VA; 2 - Charlotte, NC

1944

Record: 8-1 Captain: Elmer Barbour

Sept. 23	at North Carolina	W	7-0	13,000
Sept. 29	at Georgia	W	14-7	12,000
Oct. 7	Maryland	W	39-0	1,500
Oct. 14	Virginia Military ¹	W	38-7 (17)	9,000
Oct. 21	at NC State	W	21-7	11,000
Oct. 27	at Miami (FL)	W	27-0 (18)	18,232
Nov. 4	Clemson	W	13-7 (17)	4,000
Nov. 11	at Duke (20)	L	0-34 (12)	27,000
Nov. 23	South Carolina ²	W	19-13	9,000

1 - Greensboro, NC; 2 - Charlotte, NC

1945

Record: 5-3-1 Captain: Nick Sacrinty

Sept. 29	at Tennessee	L	6-7	16,000
Oct. 6	at Army	L	0-54	10,000
Oct. 13	Duke	L	19-26	20,000
Oct. 20	at NC State	W	19-18	17,000
Nov. 3	Presbyterian	W	53-0	1,500
Nov. 17	at North Carolina	W	14-13	20,000
Nov. 22	South Carolina ¹	T	13-13	16,000
Dec. 1	at Clemson (16)	W	13-6	16,000
Jan. 1	South Carolina ²	W	26-14 (19)	10,000

1 - Charlotte, NC; 2 - Gator Bowl/Jacksonville, Fla.

1946

Gator Bowl
Record: 6-3 Captain: Appointed each game

Sept. 27	at Boston College	W	12-6	38,500
Oct. 4	at Georgetown	W	19-6	16,500
Oct. 12	Clemson	W	19-7	8,000
Oct. 19	NC State	L	6-14	23,000
Oct. 26	at Tennessee (4)	W	19-6	25,000
Nov. 1	at Chattanooga	W	32-14 (12)	9,000
Nov. 9	at Duke	L	0-13 (13)	25,000
Nov. 16	at North Carolina (15)	L	14-26	30,000
Nov. 28	South Carolina ¹	W	35-0	17,000

1 - Charlotte, NC

1947

Record: 6-4 Captains: Harry Clark, Ed Royston

Sept. 27	Georgetown	W	6-0	10,000
Oct. 4	at Clemson	W	16-14	14,500
Oct. 11	at North Carolina (19)	W	19-7	35,000
Oct. 18	at George Washington	W	39-7 (14)	12,000
Oct. 25	Duke (15)	L	6-13 (11)	24,600
Nov. 1	at William & Mary	L	0-21	16,000
Nov. 8	at Boston College	W	14-13	30,279
Nov. 15	at NC State	L	0-20	20,000
Nov. 21	Duquesne ¹	W	33-0	10,000
Nov. 27	South Carolina ²	L	0-6	17,000

1 - Winston-Salem, NC; 2 - Charlotte, NC

1948

Dixie Bowl
Record: 6-4 Captain: Bernie Hanula

Sept. 18	at George Washington	W	27-13	10,000
Sept. 24	at Boston College	L	9-26	27,000
Oct. 2	at William & Mary	W	21-12	17,000
Oct. 9	North Carolina (2)	L	6-28	27,000
Oct. 16	at Duquesne	W	41-15	6,549
Oct. 30	NC State	W	34-13	22,330
Nov. 6	at Duke	W	27-20 (18)	20,000
Nov. 13	Clemson ¹ (10)	L	14-21 (19)	20,000
Nov. 25	at South Carolina	W	38-0	18,000
Jan. 1	Baylor ²	L	7-20 (20)	20,000

1 - Winston-Salem, NC; 2 - Dixie Bowl/Birmingham, AL

1949

Record: 4-6 Captain: Ed Bradley

Sept. 17	Duquesne	W	22-7	12,000
Sept. 24	at SMU	L	7-13	51,000
Oct. 30	at Boston College	L	7-13	19,156
Sept. 8	Georgetown	L	6-12	7,000
Oct. 15	at North Carolina (6)	L	14-28	44,000
Oct. 22	William & Mary	W	55-28	12,000
Oct. 29	at Clemson	W	35-21	19,000
Nov. 5	at Duke	W	27-7	35,000
Nov. 12	at NC State	L	14-27 (18)	20,000
Nov. 26	at South Carolina	L	20-27	20,000

1950

Record: 6-1-2 Captain: Bob Auffarth

Sept. 22	at Boston College	T	7-7	12,324
Sept. 30	Richmond	W	43-0	8,500
Oct. 7	at William & Mary	W	47-0	12,000
Oct. 14	at North Carolina	W	13-7	43,500
Oct. 21	George Washington	W	13-0 (19)	10,000
Oct. 28	Clemson (16)	L	12-13 (17)	22,000
Nov. 11	at Duke	W	13-7	25,000
Nov. 18	NC State	T	6-6 (16)	20,000
Nov. 25	at South Carolina	W	14-7	14,000



TOM ROGERS
1951-55 (5 seasons)
21-25-4 (.460)

1951

Record: 6-4 Captain: Appointed each game

Sept. 21	at Boston College	W	20-6	20,587
Sept. 29	at NC State	W	21-6	22,300
Oct. 6	Richmond	W	56-6	7,000
Oct. 13	at William & Mary ¹	L	6-7	18,000
Oct. 19	at George Washington	W	27-13	10,000
Oct. 27	North Carolina	W	39-7	24,000
Nov. 3	at Clemson	L	6-21	24,000
Nov. 10	at Duke	W	19-13	30,000
Nov. 17	at Baylor (10)	L	0-42	20,000
Nov. 24	at South Carolina	L	6-21	18,000

1 - Richmond, VA

1952

Record: 5-4-1 Captain: Jack Lewis

Sept. 20	at Baylor	L	14-17	16,000
Sept. 27	at William & Mary	W	28-21	13,000
Oct. 4	Boston College ¹	T	7-7	11,000
Oct. 11	at Villanova (14)	L	0-20	10,000
Oct. 18	at North Carolina	W	9-7	30,000
Nov. 1	NC State	W	21-6	12,000

Nov. 8	at Texas Christian	L	9-27	12,000
Nov. 15	Duke	L	7-14	15,000
Nov. 22	at Furman	W	28-0	10,000
Nov. 29	South Carolina ¹	W	39-14	6,000

1 - Winston-Salem, NC

1953

First Season of the ACC
Record: 3-6-1, 2-3 ACC Captain: Sonny George

Sept. 19	William & Mary ¹	L	14-16	20,000
Sept. 26	at Duke (10)	L	0-19	20,000
Oct. 3	Villanova ²	W	18-12	10,000
Oct. 10	North Carolina	L	13-18	12,000
Oct. 17	at NC State	W	20-7	12,000
Oct. 24	at Richmond	T	13-13	7,000
Oct. 31	at Clemson	L	0-18	18,000
Nov. 7	at Boston College	L	7-20	3,273
Nov. 21	Furman	L	19-21	5,000
Nov. 26	South Carolina ³ (15)	W	19-13	11,000

1 - Richmond, VA; 2 - Winston-Salem, NC; 3 - Charlotte, NC

1954

Record: 2-7-1, 1-4-1 ACC Captain: Ed Stowers

Sept. 18	George Washington	W	14-0	3,000
Sept. 25	Virginia Tech ¹	L	0-32	17,000
Oct. 2	NC State	W	26-0	8,000
Oct. 9	Maryland ² (13)	T	13-13	12,000
Oct. 23	North Carolina	L	7-14	24,000
Oct. 30	Clemson ³	L	20-32	9,296
Nov. 6	at Richmond	L	0-13	8,000
Nov. 13	Duke	L	21-28	10,000
Nov. 20	at William & Mary	L	9-13	2,200
Nov. 27	at South Carolina	L	19-20	10,000

1 - Richmond, VA; 2 - Winston-Salem, NC; 3 - Charlotte, NC

1955

Record: 5-4-1, 3-3-1 ACC Captains: Bob Bartholomew, Nick Consoles

Sept. 17	Virginia Tech	W	13-0	7,500
Sept. 24	South Carolina ¹	W	34-19	8,500
Oct. 1	at West Virginia (13)	L	0-46	25,000
Oct. 8	at Maryland (1)	L	7-28	16,000
Oct. 15	at NC State	T	13-13	13,000
Oct. 22	North Carolina	W	25-0	12,000
Oct. 29	at Clemson	L	13-19	20,000
Nov. 5	William & Mary	W	13-7	4,500
Nov. 12	at Virginia	W	13-7	12,000
Nov. 19	at Duke (20)	L	0-14	15,000

1 - Winston-Salem, NC



PAUL AMEN
1956-59 (4 seasons)
11-26-3 (.313)

1956

First Season in Winston-Salem
Record: 2-5-3, 1-5-1 ACC Captains: Bill Barnes, David Lee

Sept. 22	at William & Mary	W	39-0	8,500
Sept. 29	Maryland	L	0-6	13,000
Oct. 6	at Virginia	L	6-7	13,000
Oct. 13	Clemson	L	0-17	13,000
Oct. 20	at Florida State	T	14-14	14,000
Oct. 27	at North Carolina	T	6-6	27,000
Nov. 3	NC State	W	13-0	14,000
Nov. 10	at Virginia Tech	T	13-13	7,000
Nov. 17	Duke	L	0-26	12,000
Nov. 22	South Carolina ¹	L	0-13	12,072

1 - Charlotte, NC

1957

Record: 0-10, 0-7 ACC Captains: Eddie Moore, George Johnson

Sept. 28	at Florida	L	0-27	28,000
Oct. 5	Virginia	L	20-28	10,000
Oct. 12	at Maryland	L	0-27	16,000
Oct. 19	at Duke (5)	L	7-34	15,000
Oct. 26	North Carolina	L	7-14	15,000
Nov. 2	at NC State (10)	L	0-19	10,000
Nov. 9	Virginia Tech	L	3-10	5,500
Nov. 16	West Virginia	L	14-27	5,000
Nov. 23	at Clemson	L	6-13	18,000
Nov. 30	South Carolina	L	7-26	3,000

YEAR-BY-YEAR RESULTS

GENERAL

STAFF

PLAYERS

2021 REVIEW

2021 STATS

HISTORY

RECORDS

RESULTS

1958

Record: 3-7, 2-4 ACC Captains: Frank Thompson, Charlie Carpenter

Sept. 20	Maryland	W	34-0	8,000
Sept. 27	Virginia Tech ¹	W	13-6	7,000
Oct. 4	at Florida State	L	24-27	19,700
Oct. 11	NC State	W	13-7	18,500
Oct. 18	at Villanova	L	7-9	11,439
Oct. 25	at North Carolina	L	7-26	33,000
Nov. 1	at Clemson (19)	L	12-14	26,000
Nov. 15	Duke	L	0-29	20,000
Nov. 22	at Auburn (2)	L	7-21	20,000
Nov. 27	at South Carolina (16)	L	7-24	16,000

1 - Norfolk, VA

1959

Record: 6-4, 4-3 ACC Captains: Neil MacLean, Buck Jolly

Sept. 19	at Florida State	W	22-20	19,300
Sept. 26	Virginia Tech	W	27-18	8,000
Oct. 3	at Tulane	L	0-6	18,000
Oct. 10	at Maryland	W	10-7	21,000
Oct. 17	at NC State	W	17-14	16,000
Oct. 24	North Carolina	L	19-21	19,000
Oct. 31	Virginia	W	34-12	7,500
Nov. 14	at Duke	L	15-27	25,000
Nov. 21	at Clemson (19)	L	31-33	34,000
Nov. 28	South Carolina ¹	W	43-20	12,600

1 - Charlotte, NC



BILLY HILDEBRAND
1960-63 (4 seasons)
7-33 (.175)

1960

Record: 2-8, 2-5 ACC Captains: Norman Sneed, Wayne Wolff

Sept. 24	Clemson (9)	L	7-28	22,000
Oct. 1	at Florida State	L	6-14	19,100
Oct. 8	at Virginia Tech	L	13-22	11,000
Oct. 15	at North Carolina	W	13-12	36,000
Oct. 22	Maryland	L	13-14	11,000
Oct. 29	at Virginia	W	28-20	12,000
Nov. 5	NC State	L	12-14	14,500
Nov. 12	Duke	L	7-34	16,500
Nov. 19	at LSU	L	0-16	50,000
Nov. 26	at South Carolina	L	20-41	15,000

1961

Record: 4-6, 3-4 ACC Captain: Charles Reiley

Sept. 23	at Baylor	L	0-31	28,000
Sept. 30	South Carolina	L	7-10	12,000
Oct. 7	at Duke	L	3-23	20,000
Oct. 14	at Clemson	W	17-13	26,000
Oct. 21	at NC State	L	0-7	16,000
Oct. 28	Virginia	W	21-15	7,500
Nov. 4	at Auburn	L	7-21	2,000
Nov. 11	Virginia Tech	W	24-15	8,000
Nov. 18	at Maryland	L	7-10	24,000
Nov. 25	North Carolina	W	17-14	11,000

1962

Record: 0-10, 0-7 ACC Captain: Bill Shendow

Sept. 22	at Army	L	14-40	17,250
Sept. 29	Maryland	L	2-13	12,000
Oct. 6	Clemson	L	7-24	8,100
Oct. 13	South Carolina	L	6-27	18,942
Oct. 20	at Virginia	L	12-14	16,000
Oct. 27	at North Carolina	L	14-23	26,000
Nov. 3	at Tennessee	L	0-23	22,325
Nov. 10	at Virginia Tech	L	8-37	8,200
Nov. 17	Duke	L	0-50	12,000
Nov. 22	NC State	L	3-27	5,000

1963

Record: 1-9, 1-5 ACC Captain: Bill Faircloth

Sept. 21	at East Carolina	L	10-20	17,000
Sept. 28	Virginia Tech	L	0-27	7,000
Oct. 5	North Carolina	L	0-21	12,000
Oct. 12	at Florida State	L	0-35	15,000
Oct. 19	at Army	L	0-47	30,200
Oct. 26	Maryland	L	0-32	5,000
Nov. 2	at Clemson	L	0-36	21,000
Nov. 9	at Duke	L	7-39	18,000
Nov. 16	South Carolina	W	20-19	7,000
Nov. 22	at NC State	L	0-42	15,200



BILL TATE
1964-68 (5 seasons)
17-32-1 (.350)

1964

Record: 5-5, 4-3 ACC Captain: Appointed each game

Sept. 19	at Virginia	W	31-21	14,000
Sept. 26	at Virginia Tech ¹	W	38-21	21,000
Oct. 3	at North Carolina	L	0-23	39,468
Oct. 10	at Vanderbilt	L	6-9	12,000
Oct. 17	Clemson	L	2-21	13,000
Oct. 24	at Maryland	W	21-17	22,000
Oct. 31	at Memphis State	L	14-23	14,187
Nov. 7	Duke	W	20-7	17,000
Nov. 14	at South Carolina	L	13-23	21,963
Nov. 20	NC State	W	27-13	17,300

1 - Roanoke, VA

1965

Record: 3-7, 1-5 ACC Captain: Appointed each game

Sept. 18	at Virginia Tech ¹	L	3-12	20,000
Sept. 25	at NC State	L	11-13	17,500
Oct. 2	Vanderbilt	W	7-0	11,000
Oct. 9	Maryland	L	7-10	18,000
Oct. 16	at South Carolina	L	7-38	28,000
Oct. 23	North Carolina	W	12-10	17,500
Oct. 30	at Clemson	L	13-26	24,000
Nov. 6	at Florida State	L	0-35	25,600
Nov. 13	at Duke	L	7-40	25,000
Nov. 20	at Memphis State	W	21-20	17,800

1 - Roanoke, VA

1966

Record: 3-7, 2-4 ACC Captain: Appointed each game

Sept. 17	at Virginia	L	10-24	17,000
Sept. 24	at Maryland	L	7-34	26,500
Oct. 1	NC State	L	12-15	11,000
Oct. 8	at Auburn	L	6-14	22,000
Oct. 15	at South Carolina	W	10-6	26,593
Oct. 22	at North Carolina	W	3-0	37,000
Oct. 29	Clemson	L	21-23	15,700
Nov. 5	Virginia Tech	L	0-11	13,000
Nov. 12	Memphis State	W	21-7	8,000
Nov. 19	at Florida State	L	0-28	29,176

1967

Record: 4-6, 3-4 ACC Captain: Appointed each game

Sept. 16	Duke ¹	L	13-31	22,450
Sept. 23	at Clemson	L	6-23	36,000
Sept. 29	at Houston (3)	L	6-50	41,769
Oct. 7	Virginia	L	12-14	11,000
Oct. 14	at Memphis State	L	10-42	17,030
Oct. 21	at NC State (5)	L	7-24	30,300
Oct. 28	at North Carolina	W	20-10	36,000
Nov. 4	South Carolina	W	35-21	13,000
Nov. 11	at Tulsa	W	31-24	23,500
Nov. 17	Maryland	W	35-17	14,500

1 - Raleigh, NC

1968

First Season at BB&T Field
Record: 2-7-1, 2-3-1 ACC Captain: Appointed each game

Sept. 14	NC State	L	6-10	30,000
Sept. 21	Clemson	T	20-20	22,000
Oct. 5	at Minnesota	L	19-24	39,277
Oct. 12	at Virginia Tech	L	6-7	31,000
Oct. 19	at Purdue (5)	L	27-28	57,694
Oct. 26	North Carolina	W	48-31	30,000
Nov. 2	Maryland	W	38-14	15,500
Nov. 9	South Carolina	L	21-34	16,000
Nov. 16	at Duke	L	3-18	17,500
Nov. 23	at Florida State	L	24-42	35,108



CAL STOLL
1969-71 (3 seasons)
15-17 (.469)

1969

Record: 3-7, 2-5 ACC Captain: Appointed each game

Sept. 13	at NC State	W	22-21	36,900
Sept. 20	at Auburn (20)	L	0-57	35,000
Sept. 27	Virginia Tech	W	16-10	20,000
Oct. 4	Maryland	L	14-19	16,000
Oct. 11	Duke	L	20-27	21,000
Oct. 18	at Clemson	L	14-28	31,000
Oct. 25	at North Carolina	L	3-23	31,500
Nov. 8	at Virginia	W	23-21	15,000
Nov. 15	South Carolina	L	6-24	25,000
Nov. 21	at Miami (FL)	L	7-49	24,817

1970

ACC Champions
Record: 6-5, 5-1 ACC Captain: Appointed each game

Sept. 12	at Nebraska (9)	L	12-36	66,103
Sept. 19	at South Carolina	L	7-43	42,219
Sept. 26	at Florida State	L	14-19	27,196
Oct. 3	at Virginia	W	27-7	21,500
Oct. 10	Virginia Tech	W	28-9	18,500
Oct. 17	Clemson	W	36-20	18,500
Oct. 24	North Carolina	W	14-13	30,500
Oct. 31	at Tennessee ¹ (9)	L	7-41	26,381
Nov. 7	at Duke	W	28-14	28,600
Nov. 14	NC State	W	16-13	31,000
Nov. 21	at Houston	L	2-26	28,569

1 - Memphis, TN

1971

Record: 6-5, 2-3 ACC Captain: Appointed each game

Sept. 11	Davidson	W	27-7	19,500
Sept. 18	at Virginia Tech	W	20-9	28,000
Sept. 25	Miami (FL)	L	10-29	24,500
Oct. 2	at Maryland	W	18-14	16,200
Oct. 9	at NC State	L	14-21	25,300
Oct. 16	Tulsa	W	51-21	18,700
Oct. 23	at North Carolina	L	3-7	44,000
Oct. 30	at Clemson	L	9-10	34,000
Nov. 6	William & Mary	W	36-29	19,000
Nov. 13	Duke	W	23-7	32,000
Nov. 20	at South Carolina	L	7-24	43,285



TOM HARPER
1972 (1 season)
2-9 (.182)

1972

Record: 2-9, 1-5 ACC Captains: Bruce Reinert, Donnie Brown

Sept. 9	Davidson	W	26-20	17,000
Sept. 16	at SMU	L	10-56	20,175
Sept. 23	at Tennessee (5)	L	6-45	66,266
Oct. 7	at Maryland	L	0-23	15,000
Oct. 14	NC State	L	13-42	25,000
Oct. 21	North Carolina	L	0-21	27,000
Oct. 28	Clemson	L	0-31	16,000
Nov. 4	at South Carolina	L	3-35	38,689
Nov. 11	at Duke	W	9-7	18,025
Nov. 18	Virginia	L	12-15	18,000
Nov. 25	Virginia Tech	L	9-44	6,500



CHUCK MILLS
1973-77 (5 seasons)
11-43-1 (.209)

1973

Record: 1-9-1, 0-5-1 ACC Captains: John Hardin, Clayton Heath, Ron Lemmon

Sept. 15	Florida State	W	9-7	18,000
Sept. 22	William & Mary	L	14-15	18,000
Sept. 29	at Richmond	L	0-41	11,425
Oct. 6	at Texas (13)	L	0-41	50,700
Oct. 13	South Carolina	L	12-28	21,200
Oct. 20	Maryland	L	0-37	19,500
Oct. 27	at Virginia	L	10-21	16,000
Nov. 3	at Clemson	L	8-35	23,000
Nov. 10	Duke	T	7-7	20,500
Nov. 17	at North Carolina	L	0-42	37,500
Nov. 24	at NC State (16)	L	13-52	31,100

YEAR-BY-YEAR RESULTS

1974

Record: 1-10, 0-6 ACC Captains: Mike Arthur, Keith Carter, Dave Mebs

Sept. 7	NC State (18)	L	15-33	22,500
Sept. 14	William & Mary	L	6-17	11,800
Sept. 21	North Carolina	L	0-31	27,200
Oct. 5	at Oklahoma (2)	L	0-63	61,826
Oct. 12	at Penn State (15)	L	0-55	56,500
Oct. 19	at Maryland (18)	L	0-47	31,136
Oct. 26	Virginia	L	0-14	13,700
Nov. 2	Clemson	L	9-21	13,200
Nov. 9	at Duke	L	7-23	18,200
Nov. 16	at South Carolina	L	21-34	27,677
Nov. 23	Furman	W	16-10	7,800

1975

Record: 3-8, 3-3 ACC Captains: Doug Benfield, Clark Gaines, Lew Henderson

Sept. 6	SMU	L	7-14	13,400
Sept. 13	at NC State (15)	W	30-22	36,500
Sept. 20	Appalachian State	L	17-19	24,300
Sept. 27	Kansas State	L	16-17	17,700
Oct. 11	at Clemson	L	14-16	45,000
Oct. 18	Maryland (19)	L	0-27	19,300
Oct. 25	at Virginia	W	66-21	20,171
Nov. 1	at North Carolina	W	21-9	43,000
Nov. 8	Duke	L	14-42	28,900
Nov. 15	at South Carolina	L	26-37	37,656
Nov. 22	at Virginia Tech	L	10-40	2,900

1976

Record: 5-6, 3-3 ACC Captain: Bill Armstrong

Sept. 4	Virginia Tech	L	6-23	25,600
Sept. 11	NC State	W	20-18	28,900
Sept. 18	at Vanderbilt	L	24-27	21,900
Sept. 25	at Kansas State	W	13-0	25,500
Oct. 2	at Michigan (1)	L	0-31	103,241
Oct. 9	Clemson	W	20-14	180,000
Oct. 16	at Maryland (5)	L	15-17	46,321
Oct. 23	Virginia	L	17-18	18,300
Oct. 30	North Carolina	L	14-34	30,150
Nov. 6	at Duke	W	38-17	23,600
Nov. 13	at South Carolina (20)	W	10-7	49,773

1977

Record: 1-10, 0-6 ACC Captains: Don Cervi, Mike McGlamry, Larry Tearry

Sept. 10	Furman	W	24-13	20,200
Sept. 17	Vanderbilt	L	0-3	24,250
Sept. 24	at NC State	L	14-41	45,500
Oct. 1	at Purdue	L	17-26	54,060
Oct. 8	at North Carolina	L	3-24	48,000
Oct. 15	Maryland	L	7-35	24,900
Oct. 22	at Virginia	L	10-12	21,500
Oct. 29	at Clemson (16)	L	0-26	40,445
Nov. 5	Duke	L	14-38	15,100
Nov. 12	South Carolina	L	14-24	13,150
Nov. 19	at Virginia Tech	L	10-28	20,000



JOHN MACKOVIC
1978-80 (3 seasons)
14-20 (.412)

1978

Record: 1-10, 1-5 ACC Captain: Appointed each game

Sept. 9	Virginia	W	14-0	21,500
Sept. 16	Virginia Tech	L	6-28	22,750
Sept. 23	at LSU (10)	L	11-13	77,197
Sept. 30	NC State	L	10-34	29,700
Oct. 7	at Purdue	L	7-14	54,362
Oct. 14	North Carolina	L	29-34	31,500
Oct. 21	at Maryland (6)	L	0-39	43,119
Oct. 28	at Auburn	L	7-21	52,210
Nov. 4	Clemson (16)	L	6-51	30,400
Nov. 11	at Duke	L	0-3	19,825
Nov. 18	at South Carolina	L	14-37	42,762

1979

Tangerine Bowl
Record: 8-4, 4-2 ACC Captains: Syd Kitson, Mark Lancaster, James McDougald, James Parker

Sept. 8	Appalachian State	W	30-23	26,500
Sept. 15	at Georgia (12)	W	22-21	57,500

Sept. 22	East Carolina	W	23-20	28,751
Sept. 29	at NC State (16)	L	14-17	44,800
Oct. 6	at Virginia Tech	W	19-14	36,600
Oct. 13	at North Carolina (14)	W	24-19	50,720
Oct. 20	Maryland	W	25-17	26,050
Oct. 27	Auburn (13)	W	42-38 (18)	34,060
Nov. 3	at Clemson	L	0-31(14)	59,000
Nov. 10	Duke	W	17-14 (20)	28,300
Nov. 17	at South Carolina	L	14-35 (17)	56,407
Dec. 22	LSU ¹	L	10-34	38,666

¹ - Tangerine Bowl/Orlando, FL

1980

Record: 5-6, 2-4 ACC Captains: Bill Ard, Carlos Bradley, Jay Venuto

Sept. 6	Virginia Tech	L	7-16	24,500
Sept. 20	The Citadel	W	24-7	22,500
Sept. 27	at NC State	W	27-7	47,800
Oct. 4	at William & Mary	W	27-7	15,800
Oct. 11	North Carolina (8)	L	9-27	37,411
Oct. 18	at Maryland	L	10-11	36,472
Oct. 25	Virginia	L	21-24	23,300
Nov. 1	Clemson	L	33-35	28,200
Nov. 8	at Duke	W	27-24	23,000
Nov. 15	at South Carolina (14)	L	38-39	55,583
Nov. 22	Appalachian State	W	28-16	23,000



AL GROH
1981-86 (6 seasons)
26-40 (.394)

1981

Record: 4-7, 1-5 ACC Captain: Appointed each game

Sept. 5	South Carolina	L	6-23	29,300
Sept. 12	NC State	L	23-28	29,000
Sept. 19	at Auburn	W	24-21	63,000
Sept. 26	at Virginia Tech	L	14-30	42,200
Oct. 3	Appalachian State	W	15-14	24,500
Oct. 10	at North Carolina (5)	L	10-48	51,962
Oct. 17	Maryland	L	33-45	24,500
Oct. 24	at Virginia	W	24-21	24,222
Oct. 31	at Clemson (3)	L	24-82	61,500
Nov. 7	Duke	L	10-31	22,000
Nov. 14	at Richmond	W	34-22	15,285

1982

Record: 3-8, 0-6 ACC Captain: Appointed each game

Sept. 4	Western Carolina	W	31-10	25,476
Sept. 11	at Auburn	L	10-28	59,350
Sept. 18	at NC State	L	0-30	44,800
Sept. 25	Appalachian State	W	31-22	29,100
Oct. 2	at Virginia Tech	W	13-10	37,300
Oct. 9	North Carolina (12)	L	7-24	36,200
Oct. 16	at Maryland	L	31-52	35,100
Oct. 23	at Virginia	L	27-34	24,105
Nov. 6	at Duke	L	26-46	21,500
Nov. 13	Georgia Tech	L	7-45	19,257
Nov. 27	Clemson (10) ¹	L	17-21	80,000

¹ - Mirage Bowl/Tokyo, Japan

1983

Record: 4-7, 1-5 ACC Captains: Dan Dougherty, Danny Martin, Danny Rocco, Tim Salley, Gary Schofield

Sept. 3	Appalachian State	L	25-27	25,711
Sept. 10	at Virginia Tech	W	13-6	26,300
Sept. 17	Western Carolina	W	21-0	21,351
Sept. 24	at Richmond	W	31-6	6,923
Oct. 1	NC State	L	15-38	28,450
Oct. 8	at North Carolina (4)	L	10-30	51,171
Oct. 15	Maryland (16)	L	33-36	22,300
Oct. 22	Virginia	W	38-34	17,500
Oct. 29	at Clemson	L	17-24	66,000
Nov. 5	Duke	L	21-31	21,400
Nov. 12	at Georgia Tech	L	33-49	26,330

1984

Record: 6-5, 3-3 ACC Captains: Ronnie Burgess, Tony Coates, Ken McAllister, Mike Nesselt

Sept. 8	Virginia Tech	L	20-21	26,543
Sept. 15	Appalachian State	W	17-13	22,700
Sept. 22	at NC State	W	24-15	34,300
Sept. 29	at Maryland	L	17-38	32,700
Oct. 6	at Richmond	W	29-16	15,126

Oct. 13	North Carolina	W	14-3	33,778
Oct. 20	at Virginia	L	9-28	38,671
Oct. 27	William & Mary	W	34-21	23,712
Nov. 3	at Clemson*	L	14-37	70,000
Nov. 10	at Duke	W	20-16	28,000
Nov. 17	Georgia Tech	L	7-24	22,700

* - Game did not count in ACC standings

1985

Record: 4-7, 1-6 ACC Captains: Gary Baldinger, Foy White

Sept. 7	William & Mary	W	30-23	22,300
Sept. 14	at Boston University	W	30-0	12,062
Sept. 21	NC State	L	17-20	26,700
Sept. 28	Appalachian State	W	24-21	27,300
Oct. 5	at Tennessee (16)	L	29-31	93,345
Oct. 12	at North Carolina	L	14-34	49,000
Oct. 19	Maryland	L	3-26	23,700
Oct. 26	Virginia	L	18-20	19,400
Nov. 2	at Clemson	L	10-26	70,000
Nov. 9	Duke	W	27-7	19,800
Nov. 16	at Georgia Tech	L	10-41	28,575

1986

Record: 5-6, 2-5 ACC Captains: Rory Holt, Paul Kiser, Tim Morrison, Terence Ryan

Sept. 6	Appalachian State	W	21-13	28,700
Sept. 13	Boston University	W	31-0	17,800
Sept. 20	at NC State	L	38-42	37,400
Sept. 27	at Army	W	49-14	40,853
Oct. 4	Virginia	L	28-30	25,400
Oct. 11	North Carolina	L	30-40	31,350
Oct. 18	at Maryland	W	27-21	39,650
Nov. 1	Clemson	L	20-28	20,370
Nov. 8	at Duke	L	36-38	36,200
Nov. 15	at South Carolina	L	21-48	64,186
Nov. 22	Georgia Tech	W	24-21	17,300



BILL DOOLEY
1987-92 (6 seasons)
29-36-2 (.448)

1987

Record: 7-4, 4-3 ACC Captains: Chip Rives, Jimmie Simmons

Sept. 12	Richmond	W	24-0	14,250
Sept. 19	NC State	W	21-3	23,600
Sept. 26	Appalachian State	W	16-12	33,400
Oct. 3	at Army	W	17-13	36,690
Oct. 10	at North Carolina	W	22-14	50,000
Oct. 17	Maryland	L	0-14	25,175
Oct. 24	at Virginia	L	21-35	32,500
Oct. 31	at Clemson (14)	L	17-31	70,000
Nov. 7	Duke	W	30-27	23,500
Nov. 14	South Carolina (14)	L	0-30	34,720
Nov. 21	at Georgia Tech	W	33-6	21,114

1988

Record: 6-4-1, 4-3 ACC Captains: Mike Elkins, Ernie Purnsley

Sept. 3	at Villanova	W	31-11	11,624
Sept. 10	Illinois State	W	35-0	22,250
Sept. 17	at NC State	L	6-14	48,000
Sept. 24	at Michigan (19)	L	9-19	102,776
Oct. 8	North Carolina	W	42-24	33,500
Oct. 15	at Maryland	W	27-24	41,278
Oct. 22	Virginia	L	14-34	21,300
Oct. 29	Clemson (15)	L	21-38	27,300
Nov. 5	at Duke	W	35-16	35,500
Nov. 12	Georgia Tech	W	28-24	21,500
Nov. 19	Appalachian State	T	34-34	21,050

1989

Record: 2-8-1, 1-6 ACC Captains: James DuBose, Tony Mayberry

Sept. 9	Appalachian State	L	10-15	30,200
Sept. 16	NC State (19)	L	17-27	25,250
Sept. 23	at Army	L	10-14	35,898
Sept. 30	Rice	T	17-17	12,100
Oct. 7	at North Carolina	W	17-16	47,500
Oct. 14	Maryland	L	7-27	17,500
Oct. 21	at Virginia	L	28-47	33,700
Oct. 28	at Clemson (22)	L	10-44	72,000
Nov. 4	Duke	L	35-52	18,600
Nov. 11	Tulsa	W	29-17	27,100
Nov. 18	at Georgia Tech	L	14-43	28,732

YEAR-BY-YEAR RESULTS

1990

Record: 3-8, 0-7 ACC Captains: Steve Brown, Mike Smith

Sept. 1	at Rice	L	17-33	44,200
Sept. 8	Appalachian State	W	23-12	20,117
Sept. 15	at NC State	L	15-20	27,711
Sept. 29	Army	W	52-14	27,554
Oct. 6	North Carolina	L	24-31	23,124
Oct. 13	at Maryland	L	13-41	25,317
Oct. 20	Virginia (1)	L	14-49	32,700
Oct. 27	Clemson (19)	L	6-24	13,493
Nov. 3	at Duke	L	20-57	22,500
Nov. 17	Georgia Tech (4)	L	7-42	22,352
Nov. 24	at Vanderbilt	W	56-28	24,856

1991

Record: 3-8, 1-6 ACC Captains: Gregg Long, Marvin Mitchell, Anthony Williams


Sept. 14	Western Carolina	W	40-24	25,143
Sept. 21	NC State	L	3-30	28,234
Sept. 28	at Northwestern	L	14-41	49,200
Oct. 5	Appalachian State	L	3-17	17,342
Oct. 12	at North Carolina	L	10-24	41,900
Oct. 19	Maryland	L	22-23	17,342
Oct. 26	at Virginia	L	7-48	15,759
Nov. 2	at Clemson (16)	L	10-28	38,124
Nov. 9	Duke	W	31-14	22,276
Nov. 16	at Georgia Tech	L	3-27	23,447
Nov. 23	at Navy	W	52-24	24,387

1992

Independence Bowl
Record: 8-4, 4-4 ACC Captains: George Coghill, Ben Coleman, Maurice Miller

Sept. 5	North Carolina	L	17-35	23,447
Sept. 12	Appalachian State	W	10-7	22,135
Sept. 26	at Florida State (3)	L	7-35	33,860
Oct. 3	Virginia (14)	L	17-31	31,132
Oct. 10	at Vanderbilt	W	40-6	18,221
Oct. 17	at Maryland	W	30-23	21,839
Oct. 24	Army	W	23-7	33,600
Oct. 31	Clemson	W	18-15	21,839
Nov. 7	at Duke	W	28-14	46,121
Nov. 14	at Georgia Tech	W	23-10	40,006
Nov. 21	at NC State (13)	L	14-42 (25)	16,053
Dec. 31	Oregon ¹	W	39-35	25,142

1 - Independence Bowl/Shreveport, LA
Wake Forest was ranked #25 in the final national poll.



JIM CALDWELL
1993-2000 (8 seasons)
26-63 (.292)

1993

Record: 2-9, 1-7 ACC Captains: Jim Kemp, John Leach, Dred Boone, Jay Williams

Sept. 4	Vanderbilt	L	12-27	26,918
Sept. 11	NC State (18)	L	16-34	23,895
Sept. 18	Appalachian State	W	20-3	26,918
Sept. 25	at Northwestern	L	14-26	55,000
Oct. 9	at North Carolina (15)	L	35-45	20,123
Oct. 16	at Clemson	W	20-16	66,666
Oct. 23	Duke	L	13-21	20,123
Oct. 30	at Florida State (1)	L	0-54	21,113
Nov. 6	at Virginia (21)	L	9-21	12,521
Nov. 13	Georgia Tech	L	28-38	31,203
Nov. 20	Maryland	L	32-33	25,067

1994

Record: 3-8, 1-7 ACC Captains: Kevin Giles, Richard Goodpasture, Eddie McKeel, Matt McNeel

Sept. 3	at Vanderbilt	L	14-35	20,317
Sept. 10	Appalachian State	W	12-10	24,787
Sept. 17	Florida State (3)	L	14-56	17,571
Sept. 24	at Maryland	L	7-31	20,183
Oct. 1	Army	W	33-27	17,571
Oct. 8	Virginia	L	6-42	21,445
Oct. 15	at NC State	L	3-34	68,000
Oct. 22	Duke	L	26-51	22,727
Oct. 29	at Clemson	L	8-24	35,706
Nov. 12	North Carolina	L	0-50	21,831
Nov. 19	at Georgia Tech	W	20-13	16,638

1995

Record: 1-10, 0-8 ACC Captains: Tucker Grace, Elton Ndoma-Ogar

Aug. 31	Appalachian State	L	22-24	18,616
Sept. 9	at Tulane	L	9-35	25,380
Sept. 16	Clemson	L	14-29	18,616
Sept. 23	at Navy	W	30-7	19,107
Sept. 30	at Virginia (11)	L	17-35	73,400
Oct. 7	Maryland	L	6-9	19,107
Oct. 14	at Florida State (1)	L	13-72	31,752
Oct. 21	at North Carolina	L	7-31	23,114
Oct. 28	at Duke	L	26-42	18,218
Nov. 4	Georgia Tech	L	23-24	23,114
Nov. 18	NC State	L	23-52	18,218

1996

Record: 3-8, 1-7 ACC Captains: William Clark, Harold Gragg, Doug Marsigli, Tom Stuetzler

Aug. 29	Appalachian State	W	19-13	21,129
Sept. 7	Northwestern (13)	W	28-27	21,749
Sept. 14	at Georgia Tech	L	10-30	45,750
Sept. 21	Virginia (20)	L	7-42	23,220
Sept. 28	at Clemson	L	10-21	65,000
Oct. 5	North Carolina (15)	L	6-45	25,681
Oct. 19	at Maryland	L	0-52	30,212
Oct. 26	Navy	L	18-47	17,307
Nov. 9	Florida State (3) ¹	L	7-44	34,974
Nov. 16	Duke	W	17-16	17,842
Nov. 23	at NC State	L	22-37	40,500

1 - Orlando, FL

1997

Record: 5-6, 3-5 ACC Captains: Thabiti Davis, Robert Fatzinger, Chris Gaskell, D'Angelo Solomon

Sept. 6	Northwestern (21)	W	27-20	24,320
Sept. 13	at East Carolina	L	24-25	38,031
Sept. 20	Georgia Tech	L	26-28	22,832
Sept. 25	NC State	W	19-18	24,259
Oct. 4	at Virginia	L	13-21	40,000
Oct. 11	at North Carolina (5)	L	12-30	57,000
Oct. 18	Maryland	W	35-17	17,893
Oct. 25	at Duke	W	38-24	28,531
Nov. 1	Clemson	L	16-33	23,411
Nov. 8	at Rutgers	W	28-14	11,717
Nov. 15	at Florida State (2)	L	7-58	70,026

1998

Record: 3-8, 2-6 ACC Captains: Desmond Clark, Brian Kuklick, Kelvin Moses, Jeffrey Muires

Sept. 5	at Air Force	L	0-42	47,972
Sept. 10	Navy	W	26-14	26,032
Sept. 26	at Clemson	W	29-19	60,000
Oct. 3	Appalachian State	L	27-30	26,885
Oct. 10	Duke	L	16-19	22,037
Oct. 17	at Maryland	W	20-10	23,419
Oct. 24	North Carolina	L	31-38	25,841
Oct. 31	Virginia (15)	L	17-38	22,718
Nov. 7	at NC State	L	27-38	51,500
Nov. 14	Florida State (5)	L	7-24	19,193
Nov. 21	at Georgia Tech (21)	L	35-63	40,110

1999

Record: 7-5, 3-5 ACC Captains: Jammie Deese, Dustin Lyman, DaLawn Parrish, Ben Sankey

Sept. 11	at Army	W	34-15	29,646
Sept. 18	at Virginia	L	7-35	50,000
Sept. 25	NC State (25)	W	31-7	23,450
Oct. 2	Rutgers	W	17-10	20,772
Oct. 9	Maryland	L	14-17	19,321
Oct. 16	at Florida State (1)	L	10-33	78,105
Oct. 23	UAB	W	47-3	20,578
Oct. 30	Clemson	L	3-12	24,105
Nov. 6	at North Carolina	W	19-3	40,000
Nov. 13	at Duke	L	35-48	29,457
Nov. 20	Georgia Tech (14)	W	26-23	25,230
Dec. 25	Arizona State ¹	W	23-3	20,000

1 - Jeep Aloha Bowl/Honolulu, HI

2000

Record: 2-9, 1-7 ACC Captains: Nick Bender, Mike Koch, Bryan Ray

Aug. 31	Appalachian State	L	16-20	26,853
Sept. 9	North Carolina	L	14-35	30,087
Sept. 16	at Clemson (16)	L	7-55	73,000
Sept. 30	Virginia	L	10-27	20,151
Oct. 7	Vanderbilt	L	10-17	18,213

Oct. 14	at Georgia Tech	L	20-52	43,829
Oct. 21	at Maryland	L	7-37	26,544
Nov. 4	Duke	W	28-26	19,224
Nov. 11	Florida State (3)	L	6-35	27,071
Nov. 18	at Navy	W	49-26	30,370
Nov. 25	at NC State	L	14-32	29,821



JIM GROBE
2001-13 (13 seasons)
77-82 (.484)

2001

Record: 6-5, 3-5 ACC Captains: Appointed each game

Sept. 1	at East Carolina	W	21-19	36,794
Sept. 8	Appalachian State	W	20-10	29,127
Sept. 22	Maryland	L	20-27	22,372
Sept. 29	at Florida State (15/18)	L	24-48	79,162
Oct. 6	NC State	L	14-17	27,401
Oct. 13	at Duke	W	42-35	10,835
Oct. 27	Clemson	L	14-21	21,290
Nov. 3	at Virginia	W	34-30	50,228
Nov. 10	at North Carolina	W	32-31	53,000
Nov. 17	Georgia Tech	L	33-38	24,263
Nov. 24	Northern Illinois	W	38-35	14,100

2002

Seattle Bowl
Record: 7-6, 3-5 ACC Captains: Appointed each game

Aug. 29	at Northern Illinois	L	41-42	19,653
Sept. 7	East Carolina	W	27-22	28,486
Sept. 14	at NC State (19/20)	L	13-32	51,094
Sept. 21	at Purdue	W	24-21	48,550
Sept. 28	Virginia	L	34-38	25,883
Oct. 5	at Georgia Tech	W	24-21	43,719
Oct. 12	Duke	W	36-10	25,856
Oct. 19	at Clemson	L	23-31	81,000
Oct. 26	North Carolina	W	31-0	31,476
Nov. 2	Florida State (18/20)	L	21-34	24,710
Nov. 23	Navy	W	30-27	31,476
Nov. 30	at Maryland (25/23)	L	14-32	39,066
Dec. 30	Oregon ¹	W	38-17	38,241

1 - Seattle Bowl, Seattle, WA

2003

Record: 5-7, 3-5 ACC Captains: Appointed each game

Aug. 30	at Boston College	W	32-28	42,563
Sept. 6	NC State (14/11)	W	38-24	35,741
Sept. 13	Purdue	L	10-16 (20/21)	29,853
Sept. 20	East Carolina	W	34-16	28,074
Sept. 27	at Virginia	L	24-27	60,884
Oct. 11	Georgia Tech	L	7-24	27,382
Oct. 18	at Duke	W	42-13	17,314
Oct. 25	at Florida State (6/7)	L	24-48	82,393
Nov. 1	Clemson	W	45-17	35,643
Nov. 8	at North Carolina	L	34-42	35,000
Nov. 15	Connecticut	L	17-51	22,435
Nov. 29	Maryland	L	28-41	18,783

2004

Record: 4-7, 1-7 ACC Captains: Appointed each game

Sept. 4	at Clemson (15/16)	L	30-37	81,473
Sept. 11	at East Carolina	W	31-17	38,141
Sept. 18	North Carolina A&T	W	42-3	27,893
Sept. 25	Boston College	W	17-14	29,461
Oct. 2	at NC State	L	21-27	53,800
Oct. 9	Virginia Tech	L	10-17	32,433
Oct. 23	Florida State (5/6)	L	17-20	31,403
Oct. 30	Duke	W	24-22	25,762
Nov. 13	North Carolina	L	24-31	37,623
Nov. 20	at Miami (12/12)	L	7-52	41,315
Nov. 27	at Maryland	L	7-13	48,226

2005

Record: 4-7, 3-5 ACC Captains: Goryval Scales, Steve Vallos

Sept. 1	Vanderbilt	L	20-24	25,384
Sept. 10	at Nebraska	L	3-31	77,380
Sept. 17	East Carolina	W	44-34	29,563
Sept. 24	Maryland	L	12-22	26,022
Oct. 1	Clemson	W	31-27	32,153
Oct. 8	at Florida State (4/5)	L	24-41	82,589
Oct. 15	at Boston College (14/14)	L	30-35	33,632

YEAR-BY-YEAR RESULTS

Oct. 22	NC State	W	27-19	33,316
Oct. 29	at Duke	W	44-6	15,347
Nov. 5	at Georgia Tech	L	17-30	51,571
Nov. 12	Miami (3/3)	L	17-47	27,106

2006

FedEx Orange Bowl ACC Champions

Record: 11-3, 6-2 ACC Captains: Appointed each game				
Sept. 2	Syracuse	W	20-10	34,141
Sept. 9	Duke	W	14-13	26,071
Sept. 16	at Connecticut	W	24-13	40,000
Sept. 23	at Mississippi	W	27-3	52,079
Sept. 30	Liberty	W	34-14	29,623
Oct. 7	Clemson	L	17-27	35,920
Oct. 14	at NC State	W	25-23	55,972
Oct. 28	at North Carolina	W	24-17 (24/NR)	49,000
Nov. 4	Boston College (16/16)	W	21-14 (22/23)	32,633
Nov. 11	at Florida State	W	30-0 (18/19)	77,785
Nov. 18	Virginia Tech (19/19)	L	6-27 (14/14)	36,723
Nov. 25	at Maryland	W	38-24 (20/20)	51,500
Dec. 2	vs. Georgia Tech (23/22) ¹	W	9-6 (16/16)	62,850
Jan. 2	vs. Louisville (5/5) ²	L	13-24 (15/15)	74,470

1 - ACC Championship Game, Jacksonville, FL
2 - FedEx Orange Bowl, Miami, FL

2007

Meineke Car Care Bowl

Record: 9-4, 5-3 ACC Captains: Appointed each game				
Sept. 1	at Boston College	L	28-38	42,292
Sept. 8	Nebraska (16/17)	L	17-20	32,483
Sept. 15	Army	W	21-10	32,142
Sept. 22	Maryland	W	31-24	31,964
Oct. 6	at Duke	W	41-36	20,134
Oct. 11	Florida State (21/21)	W	24-21	32,906
Oct. 20	at Navy	W	44-24	36,992
Oct. 27	North Carolina	W	37-10	33,023
Nov. 3	at Virginia	L	17-16 (21/NR)	60,106
Nov. 10	at Clemson (20/20)	L	44-10	81,500
Nov. 17	NC State	W	38-18	33,052
Nov. 24	at Vanderbilt	W	31-17	27,650
Dec. 29	vs. Connecticut ¹	W	24-10	53,126

1 - Meineke Car Care Bowl, Charlotte, NC

2008

EagleBank Bowl

Record: 8-5, 4-4 ACC Captains: Appointed each game				
Aug. 28	at Baylor	W	41-13 (23/23)	30,633
Sept. 6	Mississippi	W	30-28 (20/19)	31,986
Sept. 20	at Florida State (24/24)	W	12-3 (18/18)	79,235
Sept. 27	Navy	L	17-24 (16/15)	33,173
Oct. 9	Clemson	W	12-7 (2/21)	33,988
Oct. 18	at Maryland	L	0-26 (2/19)	46,257
Oct. 25	at Miami	L	10-16	41,208
Nov. 1	Duke	W	33-30 (ot)	32,226
Nov. 8	Virginia	W	28-17	34,014
Nov. 15	at NC State	L	17-21	56,174
Nov. 22	Boston College	L	21-24	30,373
Nov. 29	Vanderbilt	W	23-10	25,902
Dec. 20	Navy ¹	W	29-19	28,777

1 - EagleBank Bowl, Washington, DC

2009

Record: 5-7, 3-5 ACC

Captains: Appointed each game				
Sept. 5	Baylor	L	21-24	30,958
Sept. 12	Stanford	W	24-17	30,002
Sept. 19	Elon	W	35-7	31,454
Sept. 26	at Boston College	L	24-27	40,892
Oct. 3	NC State	W	30-24	33,921
Oct. 10	Maryland	W	42-32	32,780
Oct. 17	at Clemson	L	3-38	74,298
Oct. 24	at Navy	L	10-13	31,907
Oct. 31	Miami (18/19)	L	27-28	30,011
Nov. 7	at Georgia Tech (11/10)	L	27-30 (ot)	51,415
Nov. 14	Florida State	L	28-41	33,411
Nov. 21	at Duke	W	45-34	21,420

2010

Record: 3-9, 1-7 ACC Captains: Marshall Williams, Josh Adams, Russell Nennon, Hunter Haynes

Sept. 2	Presbyterian	W	53-13	2,8205
Sept. 11	Duke	W	54-48	31,673
Sept. 18	at Stanford (19/19)	L	24-68	39,061
Sept. 25	at Florida State	L	0-31	61,647
Oct. 2	Georgia Tech	L	20-24	30,263

Oct. 9	Navy	L	27-28	31,454
Oct. 16	at Virginia Tech	L	21-52	66,233
Oct. 30	at Maryland	L	14-62	39,063
Nov. 6	Boston College	L	13-23	29,465
Nov. 13	at NC State	L	3-38	57,161
Nov. 20	Clemson	L	10-30	31,783
Nov. 27	at Vanderbilt	W	34-13	21,338

2011

Music City Bowl

Record: 6-7, 5-3 ACC Captains: Appointed each game				
Sept. 1	at Syracuse	L	29-36 (ot)	40,833
Sept. 10	NC State	W	34-27	32,423
Sept. 17	Gardner-Webb	W	48-5	28,765
Oct. 1	at Boston College	W	27-19	38,265
Oct. 8	Florida State (22/23)	W	35-30	33,116
Oct. 15	Virginia Tech (19/17)	L	17-38	35,026
Oct. 22	at Duke	W	24-23	22,258
Oct. 29	at North Carolina	L	24-49	57,000
Nov. 5	Notre Dame	L	17-24	36,307
Nov. 12	at Clemson (9/10)	L	28-31	79,000
Nov. 19	Maryland	W	31-10	30,112
Nov. 26	Vanderbilt	L	7-41	28,020
Dec. 30	vs. Mississippi State ¹	L	17-23	55,208

1 - Music City Bowl, Nashville, Tenn.

2012

Record: 5-7, 3-5 ACC

Captains: Appointed each game				
Sept. 1	Liberty	W	20-17	27,652
Sept. 8	North Carolina	W	28-27	29,526
Sept. 15	at Florida State (5/6)	L	0-52	68,833
Sept. 22	Army	W	49-37	30,207
Sept. 29	Duke	L	27-34	28,743
Oct. 6	at Maryland	L	14-19	40,391
Oct. 20	at Virginia	W	16-10	41,167
Oct. 25	Clemson (14/13)	L	13-42	31,162
Nov. 3	Boston College	W	28-14	28,963
Nov. 10	at NC State	L	6-37	52,567
Nov. 17	at Notre Dame (3/3)	L	0-38	80,795
Nov. 24	Vanderbilt	L	21-55	26,134

2013

Record: 4-8, 2-6 ACC

Captains: Appointed each game				
Aug. 29	Presbyterian	W	31-7	26,202
Sept. 6	at Boston College	L	10-24	32,465
Sept. 14	ULM	L	19-21	26,505
Sept. 21	at Army	W	25-11	33,610
Sept. 28	at Clemson (3/4)	L	7-56	80,607
Oct. 5	NC State	W	28-13	30,642
Oct. 19	Maryland	W	34-10	27,807
Oct. 26	at Miami (7/6)	L	21-24	66,160
Nov. 2	at Syracuse	L	0-13	38,550
Nov. 9	Florida State (3/3)	L	3-59	30,865
Nov. 23	Duke (25/24)	L	21-28	28,463
Nov. 30	at Vanderbilt	L	21-23	33,019



DAVE CLAWSON

2014-present (9 seasons)
59-53 (.528)

2014

Record: 3-9, 1-7 ACC Captains: Jordan Garside, Merrill Noel, Brandon Chubb, Hunter Williams, Ryan Janvion

Aug. 28	at ULM	L	10-17	21,003
Sept. 6	Gardner-Webb	W	23-7	26,925
Sept. 13	at Utah State	L	24-36	20,345
Sept. 20	Army	W	24-21	28,123
Sept. 27	at Louisville	L	10-20	51,463
Oct. 4	at Florida State (1)	L	3-43	82,327
Oct. 18	Syracuse	L	7-30	25,107
Oct. 25	Boston College	L	17-23	26,439
Nov. 6	Clemson (19)	L	20-34	28,846
Nov. 15	at NC State	L	13-42	55,353
Nov. 22	Virginia Tech	W	6-3 (2 ot)	27,820
Nov. 29	at Duke	L	21-41	22,247

2015

Record: 3-9, 1-7 ACC Captains: Dylan Intemann, Alex Kinal, Brandon Chubb, Hunter Williams, Ryan Janvion

Sept. 3	Elon	W	41-3	27,126
Sept. 12	at Syracuse	L	17-30	26,670
Sept. 19	at Army West Point	W	17-14	29,124

Sept. 26	Indiana	L	24-31	22,508
Oct. 3	Florida State (11)	L	16-24	28,588
Oct. 10	at Boston College	W	3-0	30,094
Oct. 17	at North Carolina	L	14-50	50,500
Oct. 24	NC State	L	17-35	30,464
Oct. 30	Louisville	L	19-20	24,922
Nov. 14	at Notre Dame (6)	L	7-28	80,795
Nov. 21	at Clemson (1)	L	13-33	81,577
Nov. 28	Duke	L	21-27	26,435

2016

Military Bowl

Record: 7-6, 3-5 ACC Captains: Marquel Lee, Wendell Dunn, Josh Harris, Tyler Hayworth, Cam Serigne

Sept. 1	Tulane	W	7-3	24,398
Sept. 10	at Duke	W	24-14	21,077
Sept. 17	Delaware	W	38-21	25,972
Sept. 24	at Indiana	W	33-28	45,519
Oct. 1	at NC State	L	16-33	58,200
Oct. 8	Syracuse	W	28-9	25,162
Oct. 15	at Florida State (14/16)	L	6-17	77,102
Oct. 29	Army West Point	L	13-21	27,948
Nov. 5	Virginia	W	27-20	25,334
Nov. 12	at Louisville (5/6)	L	12-44	51,218
Nov. 19	Clemson (5/5)	L	13-35	31,512
Nov. 26	Boston College	L	14-17	24,866
Dec. 27	vs. Temple ¹ (23/24)	W	34-26	26,656

1 - Military Bowl, Annapolis, Md.

2017

Belk Bowl

Record: 8-5, 4-4 ACC Captains: Grant Dawson, Wendell Dunn, Cam Serigne, A'Lique Terry, Jaboree Williams, John Wolford

Aug. 31	Presbyterian	W	51-7	22,643
Sept. 9	at Boston College	W	34-10	38,082
Sept. 16	Utah State	W	46-10	27,971
Sept. 23	at Appalachian State	W	20-19	35,126
Sept. 30	Florida State (rv/25)	L	19-26	31,588
Oct. 7	at Clemson (2/2)	L	14-28	81,500
Oct. 21	at Georgia Tech	L	24-38	45,224
Oct. 28	Louisville	W	42-32	29,593
Nov. 4	at Notre Dame (3/3)	L	37-48	77,622
Nov. 11	at Syracuse	W	64-43	38,539
Nov. 18	NC State (25/19)	W	30-24	31,803
Nov. 25	Duke	L	23-31	27,016
Dec. 29	vs. Texas A&M ¹	W	55-52	32,784

1 - Belk Bowl, Charlotte, N.C.

2018

Birmingham Bowl

Record: 7-6, 3-5 ACC Captains: Ryan Anderson, Cade Carney, Cameron Glenn, Phil Haynes, Chuck Wade, Jr., Willie Yarborough

Aug. 31	at Tulane	W	23-17 (ot)	15,478
Sept. 8	Towson	W	51-20	32,619
Sept. 13	Boston College	L	34-41	25,309
Sept. 22	Notre Dame (8/8)	L	27-56	31,092
Sept. 29	Rice	W	56-24	24,519
Oct. 6	Clemson (4/4)	L	3-63	31,608
Oct. 20	at Florida State	L	17-38	67,274
Oct. 27	at Louisville	W	56-35	49,603
Nov. 3	Syracuse (22/24)	L	24-41	26,136
Nov. 8	at NC State (22/22/1)	W	27-23	56,228
Nov. 17	Pittsburgh	L	13-34	25,609
Nov. 24	at Duke	W	59-7	20,782
Dec. 22	vs. Memphis ¹	W	37-34	25,717

1 - Birmingham Bowl, Birmingham, Ala.

2019

Pinstripe Bowl

Record: 8-5, 4-4 ACC Captains: Essang Bassey, Cade Carney, Jack Freudenthal, Justin Herron, Justin Strnad

Aug. 30	Utah State	W	38-25	29,027
Sept. 6	at Rice	W	41-21	17,567
Sept. 13	North Carolina ²	W	24-18	31,345
Sept. 21	Elon	W	49-7	27,079
Sept. 28	at Boston College	W	27-24	39,352
Oct. 12	Louisville	L	59-62	24,434
Oct. 19	Florida State	W	22-20	24,782
Nov. 2	NC State	W	44-10	31,199
Nov. 9	at Virginia Tech	L	17-36	65,632
Nov. 16	at Clemson	L	3-52	80,875
Nov. 23	Duke	W	39-27	24,130
Nov. 30	at Syracuse	L	30-39 (ot)	33,719
Dec. 27	vs. Michigan State ¹	L	21-27	36,895

1 - New Era Pinstripe Bowl, New York City, N.Y. 2 - non-conference

YEAR-BY-YEAR RESULTS

2020

Duke's Mayo Bowl

Record: 4-5, 3-4 ACC Captains: Boogie Basham, Brandon

Chapman, Sam Hartman, Luke Masterson, Ja'Sir Taylor

Sept. 12	Clemson (1/1)	L	13-37	68
Sept. 19	at NC State	L	42-45	350
Sept. 26	Notre Dame ¹ (5/5)		Cancelled	
Oct. 2	Campbell	W	66-14	2,058
Oct. 17	Virginia	W	40-23	2,186
Oct. 24	Virginia Tech (19/20)	W	23-16	2,135
Oct. 31	at Syracuse	W	38-14	0
Nov. 14	North Carolina	L	22-20	3,535
Nov. 21	at Duke		Cancelled	
Dec. 5	Miami (FL)		Cancelled	
Dec. 12	at Louisville	L	21-45	10,959
Dec. 19	Florida State		Cancelled	
Dec. 30	vs. Wisconsin ²	L	28-42	1,500

1 - Duke's Mayo Classic, Charlotte, N.C.

2-Duke's Mayo Bowl, Charlotte, N.C.

2021

Gator Bowl

ACC Atlantic Division Champions

Record: 11-3, 7-1 ACC Captains: Brandon Chapman, Miles Fox,

Sam Hartman, Michael Jurgens, Luke Masterson, Ja'Sir Taylor

Sept. 3	Old Dominion	W	42-10	25,673
Sept. 11	Norfolk State	W	41-16	21,896
Sept. 18	Florida State	W	35-14	29,564
Sept. 24	at Virginia	W	37-17	38,699
Oct. 2	Louisville	W	37-34	29,077
Oct. 9	at Syracuse	W	40-37 (OT)	38,554
Oct. 23	at Army	W	70-56	38,019
Oct. 30	Duke	W	45-7	31,613
Nov. 6	at North Carolina	L	55-58	50,500
Nov. 13	NC State (16/20)	W	45-42	34,503
Nov. 20	at Clemson	L	27-48	81,048
Nov. 27	at Boston College	W	41-10	25,854
Dec. 4	vs. Pitt ¹	L	21-45	57,856
Dec. 31	vs. Rutgers ²	W	38-10	28,508

1 - ACC Championship, Charlotte, N.C.

2- Gator Bowl, Jacksonville, Fla.

2022

Gasparilla Bowl

Record: 8-5, 3-5 ACC Captains: Rondell Bothroyd, Sam Hartman,

Michael Jurgens, Ryan Smenda Jr., Blake Whiteheart

Sept. 1	Elon	W	44-10	26,013
Sept. 10	at Vanderbilt	W	45-25	24,431
Sept. 17	Liberty	W	37-36	32,891
Sept. 24	Clemson (5/5)	L	45-51 (OT)	38,699
Oct. 1	at Florida State (22/23)	W	31-21	69,749
Oct. 8	Army	W	45-10	32,524
Oct. 22	Boston College	W	43-15	28,530
Oct. 29	at Louisville	L	21-48	39,503
Nov. 5	at NC State (20/21)	L	21-30	56,919
Nov. 12	North Carolina (14/15)	L	34-36	31,346
Nov. 19	Syracuse	W	45-35	26,164
Nov. 26	at Duke	L	31-34	17,492
Dec. 23	vs. Missouri ¹	W	27-17	34,370

1 - Gasparilla Bowl, Tampa, Fla.