

VIRGINIA FOOTBALL



2023 ACC KICKOFF
EDITION



20 RECORD 23 BOOK





2023 FOOTBALL RECORD BOOK

TABLE OF CONTENTS

2-3 2023 Season Information
 4-5 Personnel Charts
 6-7 Cavalier Roster By State
 8-11 Rosters
 12-13 Head Coach Tony Elliott
 14-23 Assistant Coaches Bios
 24-26 Graduate Assistants/Analysts
 27-37 2022 Statistics
 38-42 2022 Game-by-Game Box Scores
 43-44 The Last Time/UVA-Opponent
 45-49 Rushing Records
 50-53 Passing Records
 54-55 Total Offensive Records
 56-59 Receiving Records
 60-61 All-Time Scoring Records
 62 Kick Off Return Records
 63 Punt Return Records
 64-65 All Purpose Yards
 66 Punting Records
 67-68 Interception Records
 69-70 Defensive Records
 71-72 Team Records
 73 The Longest Plays

74-77 Year-by-Year Statistics
 78 Record vs. All Opponents
 79-82 Series Records vs. Opponents
 83-91 All-Time Results
 92 The Coaching Line
 93 Virginia Homecoming Game Results
 94-103 All-Time Lettermen
 104 Major Award Winners
 105 Retired Numbers/Jerseys
 106 Virginia's ACC Honors
 107-109 All-ACC Selections
 110 Annual ACC Statistical Leaders
 111-115 Virginia All-Americans
 116-117 Academic Honors
 118 ACC All-Academic
 119 Hall of Fame Inductees
 120-121 Cavaliers in All-Star Games
 122-123 Bowl History
 124-128 Cavaliers in the Pros
 129 Cavaliers in the Super Bowl
 130-131 All-Time Draft Picks
 132-133 Scott Stadium
 134 Media Information

2023 VIRGINIA FOOTBALL INFORMATION

A QUICK LOOK AT VIRGINIA

Location..... Charlottesville, Va. 22904
Founded..... 1819 by Thomas Jefferson
Enrollment..... 25,879 (Undergraduate 17,334)
President..... Dr. James E. Ryan
Athletics Director..... Carla Williams
Faculty Athletics Rep..... Carrie M. Heilman
Nicknames..... Cavaliers, Wahoos, Hoos
Mascot..... Cavalier
Colors..... Orange and Blue
Song..... Good Old Song
Affiliations..... NCAA, Division I FBS
Conference..... Atlantic Coast Conference (Coastal Division)

2023 COACHING STAFF

Tony Elliott Fralin Family Head Football Coach
 Des Kitchings..... Offensive Coordinator/Tight Ends
 John Rudzinski Defensive Coordinator/Defensive Backs
 Keith Gaither..... Special Teams Coordinator/Running Backs
 Curome Cox Defensive Backs/Defensive Passing Game Coordinator
 Kevin Downing Defensive Tackles
 Terry Heffernan..... Offensive Line
 Taylor Lamb..... Quarterbacks
 Adam Mims Wide Receivers
 Chris Slade Defensive Ends
 Clint Sintim Linebackers

STADIUM

Stadium Complex..... Carl Smith Center,
 Home of David A. Harrison, III Field at Scott Stadium
Official Capacity..... 61,500
Largest Crowd..... 64,947 - Aug. 30, 2008 (USC 52, UVA 7)
Playing Surface..... Prescription Athletic Turf
Total Games Played at Site..... 499
All-Time Stadium Record..... 283-204-12 (.579)
First Game at Site..... Oct. 15, 1931 (VMI 18, UVA 3)

SOCIAL MEDIA • #GOHOOS

Twitter.....@UVAFootball
 @VirginiaSports
Instagram.....@UVAFootball
 @VirginiaSports
Facebook.....VirginiaFootball
 VirginiaCavaliers

FOOTBALL INFORMATION

2022 Record 3-7
 ACC Record (Finish)..... 1-6 (T-13th/T-6th-Coastal)
 Bowl Game n/a
 Starters Returning..... 11
 (3 on offense, 8 on defense, plus PK, P, LS)
 Starters Lost 11
 (8 on offense, 3 on defense, none on special teams)
 Lettermen Returning..... 40 (15 offense, 22 defense, 3 specialists)
 Lettermen Lost..... 22 (10 offense, 11 defense, 1 specialist)
 Offensive Alignment Multiple Formation
 Defensive Alignment..... Multiple Formation

HEAD COACH TONY ELLIOTT

Seasons 2022-present (second season at UVA)
 UVA Record..... 3-7 (second season)
 Overall Career Head Coaching Record..... 3-7 (.300) 10 games
 Career Conference Record..... 1-6 (.143) 7 games
 Career vs. Non-Conference Opponents..... 2-1 (.000) 3 games
 Career Record in Bowl Games 0-0 (.000) 0 games
 Twitter.....@Coach_Telliott

PROGRAM HISTORY

First Year of Football..... 1888 (2023 will be the 134th season)
 Total Number of Games..... 1,361
 All-Time Record..... 680-633-48
 Winning Seasons 72
 Losing Seasons..... 52
 .500 Seasons 9

UVA ATHLETICS COMMUNICATIONS

Main Office Phone..... (434) 982-5500
 Fax (434) 982-5525
 Scott Stadium Press Box..... (434) 296-5910/295-2453
 Assistant AD for Athletic Communications Jim Daves
 Office Phone (434) 243-2467
 Cell Phone (434) 962-7668
 E-mail Address..... jimdaves@virginia.edu
 Twitter @JimDaves
 Primary Contact for Football Scott Fitzgerald
 Office Phone (434) 982-5533
 Cell Phone (908) 246-6818
 E-mail Address..... s.fitzgerald@virginia.edu
 Twitter @ScottFitz11
 Athletic Communications Mailing Address P.O. Box 400853
 Charlottesville, VA 22903-4853
 Overnight Package Delivery 295 Massie Road
 Charlottesville, VA 22904



PERRIS JONES



2022 VIRGINIA RESULTS

Date	Opponent	Result
Sept. 3	RICHMOND	W, 34-7
Sept. 10	at Illinois	L, 3-24
Sept. 17	ODU	W, 16-14
Sept. 23 (Fri.)	at Syracuse*	L, 20-22
Oct. 1	at Duke*	L, 17-38
Oct. 8	LOUISVILLE*	L, 17-34
Oct. 20 (Thurs.)	at Georgia Tech*	W, 16-9
Oct. 29	MIAMI*	L, 12-14 (OT)
Nov. 5	NORTH CAROLINA*	L, 28-31
Nov. 12	PITT*	L, 7-37
Nov. 19	Coastal Carolina	Canceled
Nov. 26	at Virginia Tech*	Canceled

* - Denotes ACC game
Home games are **Bold**

2023 VIRGINIA SCHEDULE

Date	Opponent	Series Record
Sept. 2	Tennessee	Tennessee leads, 3-1
Sept. 9	JAMES MADISON	UVA leads, 2-1
Sept. 15 (Fri.)	at Maryland	Maryland leads, 44-32-2
Sept. 22 (Fri.)	NC STATE*	NC State leads, 36-22-1
Sept. 30	at Boston College*	BC leads, 6-1
Oct. 7	WILLIAM & MARY	UVA leads, 31-6-1
Oct. 21	at North Carolina*	UNC leads, 65-58-4
Oct. 28	at Miami*	Miami leads, 12-8
Nov. 4	GEORGIA TECH*	UVA leads, 22-21-1
Nov. 9 (Thurs.)	at Louisville*	Louisville leads, 6-5
Nov. 18	DUKE	UVA leads 40-34
Nov. 25	VIRGINIA TECH*	VT leads, 60-38-5
Dec. 2	ACC Championship (Charlotte, N.C.)	

* - Denotes ACC game
Home games are **Bold**

2023 PERSONNEL CHART

LETTERMEN RETURNING (40)

OFFENSE (15, 3 STARTERS)

Pos.	No.	Name	Yr.	Ht.	Wt.
QB	13	Jared Rayman	5th	6-2	195
RB	20	Xavier Brown	So.	5-9	186
	7	Mike Hollins	Gr.	5-9	208
	2	Perris Jones	6th	5-8	180
WR	26	Ethan Davies	Jr.	5-10	189
	6	Demick Starling	Sr.	6-0	188
	17	JR Wilson	So.	6-4	219
TE	85	Grant Misch	6th	6-5	247
	89	Joshua Rawlings	Sr.	6-6	252
	44	Sackett Wood Jr.	Sr.	6-4	244
OT	52	McKale Boley	So.	6-4	331
	79	Colby McGhee	Jr.	6-3	298
C	51	Ty Furnish	Jr.	6-3	279
	78	Jestus Johnson	Jr.	6-3	306
OG	77	Noah Josey	Jr.	6-5	316

DEFENSE (22, 8 STARTERS)

Pos.	No.	Name	Yr.	Ht.	Wt.
DE	1	Paul Akere	Gr.	6-4	275
	15	Chico Bennett Jr.	Gr.	6-4	252
	82	Kam Butler	6th	6-3	265
	93	Jonathan Horton	Sr.	6-3	210
	10	Ben Smiley III	5th	6-4	274
DT	19	Olasunkonmi Agunloye	Sr.	6-5	283
	94	Aaron Faumui	6th	6-2	282
DL	90	Jahmeer Carter	Sr.	6-2	313
LB	33	Josh Ahern%	5th	6-3	234
	2	Stevie Bracey	So.	6-0	231
	28	Sam Brady	Jr.	6-3	229
	42	Kendall Cross	Jr.	6-0	237
	7	James Jackson%	Jr.	6-3	228
	49	Josh McCarron	Jr.	6-2	217
CB	31	Micah Gaffney	Jr.	5-11	193
	22	Elijah Gaines	Sr.	6-1	201
	4	Dave Herard	Sr.	6-0	194
S	0	Antonio Clary	5th	6-0	199
	21	Donovan Johnson Sr.	Sr.	6-2	200
	9	Coen King	6th	6-0	191
	3	Langston Long	Jr.	6-2	215
	20	Jonas Sanker	Jr.	6-1	204

% Ahern/J. Jackson started 5 games each at LB, counted as 1 starter

SPECIALISTS (3)

Pos.	No.	Name	Yr.	Ht.	Wt.
K	41	Will Bettridge	So.	5-10	173
P	38	Daniel Sparks	Sr.	6-6	203
LS	45	Aidan Livingston	Gr.	5-11	229

YR category reflects year entering 2023 season

LETTERMEN LOST (22)

OFFENSE (10, 8 STARTERS)

Pos.	No.	Name	Yr.	Ht.	Wt.
QB	5	Brennan Armstrong	Sr.	6-2	210
WR	1	Lavel Davis Jr.	Jr.	6-7	219
	4	Billy Kemp IV	5th	5-9	172
	99	Keytaon Thompson	5th	6-5	216
	3	Dontayvion Wicks	Jr.	6-2	208
OT	65	Jonathan Leech	Sr.	6-5	291
	68	Logan Taylor	So.	6-6	300
OG	67	Derek Devine	Sr.	6-6	295
	76	John Paul Flores	Gr.	6-4	308
	71	Zachary Teter	Jr.	6-5	314

DEFENSE (11, 3 STARTERS)

Pos.	No.	Name	Yr.	Ht.	Wt.
DE	91	Jack Camper	Gr.	6-5	252
DT	95	Devontae Davis	Gr.	6-4	306
	18	Michael Diatta	Jr.	6-4	268
LB	51	Ryan Attaway	Jr.	6-0	219
	6	Nick Jackson	Sr.	6-1	234
	41	D'Sean Perry	Jr.	6-3	230
CB	26	Jaylon Baker	5th	6-2	187
	23	Fentrell Cypress II	Jr.	6-0	184
	3	Anthony Johnson	Gr.	6-2	205
S	8	Darius Bratton	5th	6-0	193
	5	Chayce Chalmers	Jr.	6-1	213

SPECIALISTS (1)

Pos.	No.	Name	Yr.	Ht.	Wt.
K	40	Brendan Farrell	Sr.	6-0	209

*-indicates letters earned

2022 starters in **bold**

Players listed alphabetically



STARTERS

Offensive Players With Starting Experience Returning (16)

Name, Pos.	'18	'19	'20	'21	'22	Career	Streak
Tony Musckett, QB	*	*	4!	11!	8!	23	-
Grant Misch, TE	1^	0	3	7	7	18	-
Malik Washington, WR	*	0	0	7#	12#	19	12
Brian Stevens, OG	*	0	*	8\$	11\$	19	11
Ty Furnish, C	*	*	*	0	9	9	5
Perris Jones, RB	0	0	0	0	9	8	-
Kobe Pace, RB	*	*	0	6%	0	6	-
Noah Josey, OG	*	*	*	0	4	4	4
Mike Hollins, RB	*	0	*	1	2	3	2
JR Wilson, WR	*	*	*	*	3	3	3
Sackett Wood, TE	*	*	0	0	2	2	2
Demick Starling, WR	*	*	0	0	2	2	2
McKale Boley, OT	*	*	*	*	2	2	-
Jestus Johnson, C	*	*	0	0	1	1	-
Mike Hollins, RB	*	0	*	1	0	1	-
Malachi Fields, WR	*	*	*	1	0	1	-

* did not play Note: Some starts may be at positions other than the ones listed.

^ - starts while playing defense

! - starts while playing at Monmouth \$ - starts while playing at Dayton

- starts while playing at Northwestern % - starts while playing at Clemson

Offensive Players With Starting Experience Lost (10)

Name, Pos.	'17	'18	'19	'20	'21	'22	Career	Streak
Brennan Armstrong, QB	*	0	0	9	11	10	30	12
John Paul Flores, OL	*	*	10#	*	10#	6	26	-
Billy Kemp IV, WR	*	0	2	9	10	4	25	2
Keytaon Thompson, WR	1!	1!	0!	4	10	8	24	-
Dontayvion Wicks, WR	*	*	0	0	11	8	19	-
Lavel Davis Jr., WR	*	*	*	7	*	6	13	-
Johnathan Leech, OT	*	*	*	0	2	8	10	8
Derek Devine, OG	*	0	0	0	0	10	10	10
Logan Taylor, OT	*	*	*	*	0	10	10	10
Jay Woolfolk, QB	*	*	*	*	1	1	1	-

* did not play Note: Some starts may be at positions other than the ones listed.

\$ - ! - starts while playing at Mississippi State # - starts while playing at Dartmouth

Defensive Players With Starting Experience Returning (17)

Name, Pos.	'18	'19	'20	'21	'22	Career	Streak
Kam Butler, DL	*	14%	3%	13%	10	40	40
Aaron Faumui, DT	4	5	0	6	9	24	4
Jahmeer Carter, DL	*	*	0	10	10	20	12
Coen King, S	0	0	4	7	5	16	4
Antonio Clary, S	*	0	3	3	7	13	5
Tayvonn Kyle, CB	*	5+	5+	0	2+	12	2
Chico Bennett, DE	*	0	2&	*	9	11	9
Sam Westfall, CB	0	0	0	0	11\$	11	-
Paul Akere, DL	0	*	*	10@	0	10	0
Jonas Sanker, S	*	*	*	0	9	9	-
Josh Ahern, LB	*	0	0	3	5	8	-
James Jackson, LB	*	*	*	0	6	6	4
Langston Long, S	*	*	*	0	6	6	1
Malcolm Greene, CB	*	*	3!	0	2!	5	-
Ben Smiley, DL	*	0	0	2	1	3	-
Olasunkonmi Agunloye, DL	*	*	0	1	0	1	-

* did not play Note: Some starts may be at positions other than the ones listed.

& - starts while playing at Georgia Tech % - Starts while playing at Miami (OH)

\$ - starts while playing at SMU @ - starts while playing at Columbia

+ - starts while playing at Iowa State ! - starts while playing at Clemson

Defensive Players With Starting Experience Lost (7)

Name, Pos.	'17	'18	'19	'20	'21	'22	Career	Streak
Nick Jackson, LB	*	*	2	10	12	9	33	5
Anthony Johnson, DB	*	*	3&	2&	11	10	26	16
Darius Bratton, CB	*	5	0	0	7	3	15	-
Fentrell Cypress, DB	*	*	0	0	6	9	15	5
Hunter Stewart, LB	*	*	*	0	5	5	5	-
Jack Camper, DL	0	1#	0	1#	0	1	3	-
Jaylon Baker, WR	*	*	1	0	*	1	2	-

* did not play Note: Some starts may be at positions other than the ones listed.

& - starts while playing at Louisville # - starts while playing at Michigan State

WHAT RETURNS BY PERCENTAGE

	2022 Total	Returning	Pct.
Rushing Yards	1,231	763	61.9
Passing Yards	2,210	0	0.0
Receiving Yards	2,210	709	32.1
Receptions	185	69	37.3
Punt Return Yards	63	28	44.4
Kickoff Return Yards	440	440	100.0
Scoring	170	81	47.6
Total Offense	3,441	763	22.2
All-Purpose Yards	3,984	1,980	49.7
Field Goals	19	7	36.8
Punting Yards	2,261	2,113	93.5
Tackles	779	530	68.0
Tackles for Loss	50	38	76.0
Sacks	30	24.5	81.7
Fumble Recoveries	8	6	75.0
Interceptions	5	3	60.0
Passes Broken Up	38	7	18.4
Turnovers Forced	13	8	61.5

UVA BY CLASS

GRADUATE STUDENTS (9)

DL Paul Akere, DE Chico Bennett, OL Jimmy Christ, CB Malcolm Greene, RB Mike Hollins, LS Aidan Livingston, OG Brian Stevens, WR Malik Washington, CB Sam Westfall

SIXTH YEARS (6)

DL Kam Butler, DT Aaron Faumui, RB Perris Jones, S Coen King, CB Tayvonn Kyle, TE Grant Misch

FIFTH YEARS (4)

LB Josh Ahern, S Antonio Clary, QB Jared Rayman, DE Ben Smiley

SENIORS (19)

DT Olasunkonmi Agunloye, DT Sam Bond, S Addie Burrow, DT Jahmeer Carter, CB Elijah Gaines, DE Jack Hardy, CB Dave Herard, DE Jonathan Horton, S Donovan Johnson Sr., OG Luke Johnson, DE Nate Morris, QB Tony Musckett, OT Ugonna Nnanna, TE Josh Rawlings, RB Kobe Pace, P Daniel Sparks, WR Demick Starling, DE Caleb Stoltz, TE Sackett Wood Jr.

JUNIORS (31)

LB Sam Brady, RB Cody Brown, LS Luke Byrne, DT Bryce Carter, LB Kendall Cross, WR Ethan Davies, DT Michael Diatta, TE Henry Duke, WR Malachi Fields, RB Amaad Foston, C Ty Furnish, CB Micah Gaffney, DE Joseph Holland II, LB James Jackson, C Jestus Johnson, DT Terrell Jones, OG Noah Josey, OG Grant Lanham, S Langston Long, C Joey Kagel, LB Josh McCarron, OT Colby McGhee, OT Charlie Patterson, S Aidan Ryan, S Jonas Sanker, DE Brayden Sheffer, CB William Simpkins III, WR Dillon Tenyson, DE Lorenz Terry, DT Andrew Williams, OT Jack Witmer

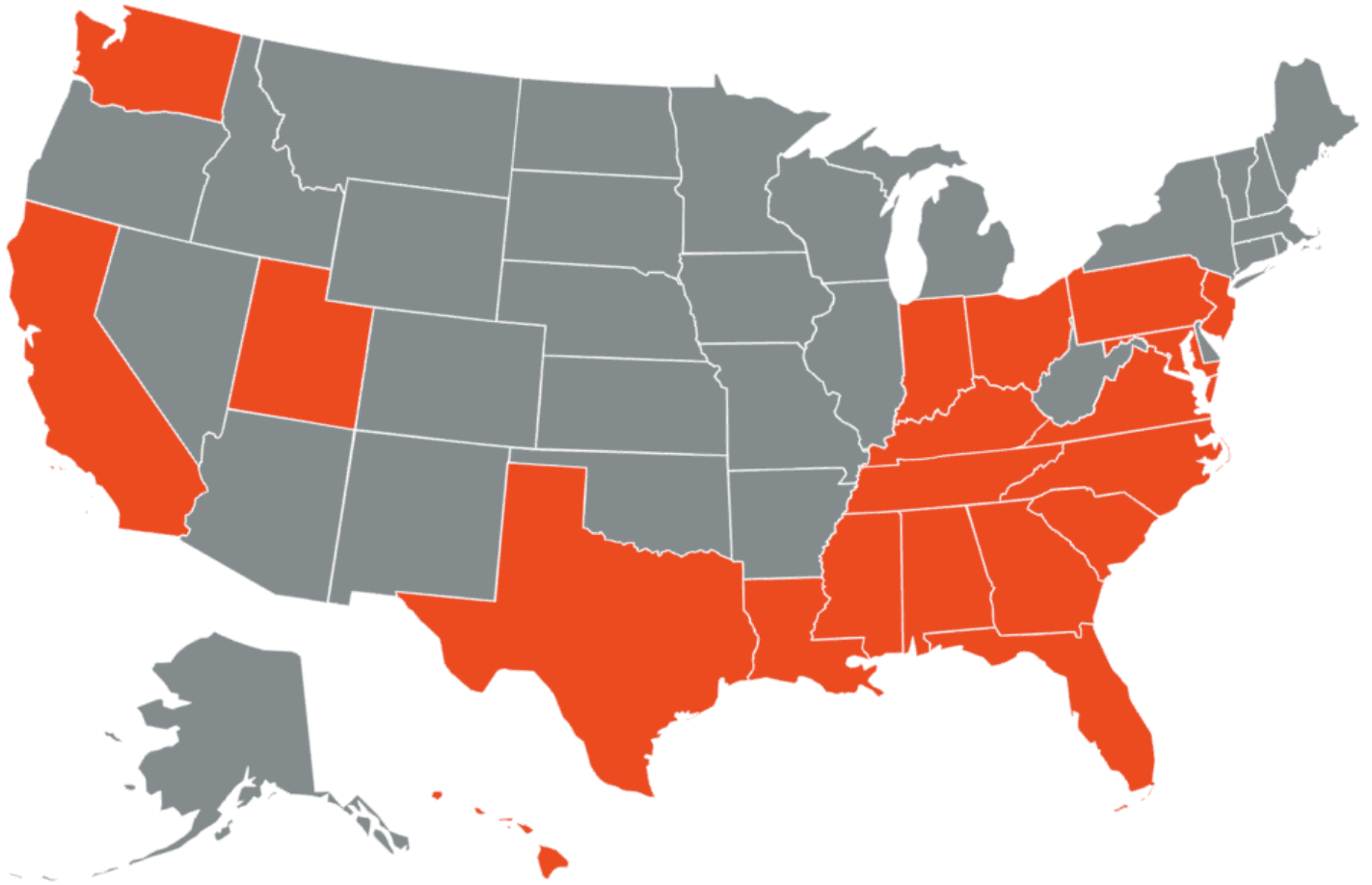
SOPHOMORES (29)

C Dawson Alters, K Will Bettridge, OT McKale Boley, LB Stevie Bracey, WR KJ Bratton, QB Grady Brosterhous, RB Xavier Brown, K Vadin Bruot, QB Delaney Crawford, OT Houston Curry, OG Noah DeMeritt, S Robbie Engelberg, CB Ant Fisher, TE Karson Gay, RB Jack Griese, OG Noah Hartsoe, S John Hurley, LB Logan Kotter, QB Davis Lane Jr., OG Snoop Leo-ta-Amaama, LB Trey McDonald, DT Bryce Purnell, QB Devin Sherwood, WR Landon Spell, OG Blake Steen, S Carlo Thompson, WR Dakota Twitty, WR JR Wilson, WR Eli Wood

FRESHMEN (29)

DL Nana Appouh, CB Trent Baker-Booker, DT Anthony Britton, DE Mekhi Buchanan, S Devin Clark, QB Anthony Colandrea, WR TyLyric Coleman, ATH Landon Danley, WR Jaden Gibson, DE Miles Greene, DT Jason Hammond, S Caleb Hardy, WR Suderian Harrison, RB Donte Hawthorne, WR Titus Ivy, DE DJ Jones, LB Rob Keys, TE TeKai Kirby, OL Andy Lutes, WR Claiborne Richards, TE Hayden Rollison, LB Kam Robinson, P/PK Elijah Slibeck, DL Gabe Sneed, OL Dane Steele, DL Justin Stewart, OL Cole Surber, RB Noah Vaughn, CB Dre Walker

2023 CAVALIERS BY STATE AND HOMETOWN



PLAYER	HOMETOWN	HIGH SCHOOL
--------	----------	-------------

Alabama (3)		
Micah Gaffney	Spanish Fort	Spanish Fort
Terrell Jones	Hoover	Hoover
Daniel Sparks	Gadsen	Gadsen City

California (2)		
Delaney Crawford	Corona	Corona Senior
Aidan Livingston	Huntington Beach	Mater Dei

Florida (9)		
Dawson Alters	Miami	St. Thomas Aquinas
Will Bettridge	Miami	Gulliver Prep
Antonio Clary	Jacksonville	Sandalwood
Anthony Colandrea	St. Petersburg	Lakewood
Jason Hammond	Pembroke Pines	St. Thomas Aquinas
Dave Herard	Fort Lauderdale	Stranahan
DJ Jones	Tampa	Hillsborough
TeKai Kirby	Fort Lauderdale	St. Thomas Aquinas
Blake Steen	Miami	St. Thomas Aquinas

PLAYER	HOMETOWN	HIGH SCHOOL
--------	----------	-------------

Georgia (13)		
Cody Brown	Lilburn	Parkview
Stevie Bracey	Atlanta	Lovett
Mekhi Buchanan	Acworth	Alltoona
Devin Clark	Marietta	Marietta
Noah DeMeritt	Kingsland	Camden County
Amaad Foston	Milledgeville	John Milledge Academy
Ty Furnish	Woodstock	Blessed Trinity Catholic
Jaden Gibson	Rabun County	Rabun
Caleb Hardy	McDonough	Eagles Landing
Tayvonn Kyle	Valdosta	Lowndes
Kobe Pace	Cedartown	Cedartown
Charlie Patterson	Roswell	Fellowship Christian
Jared Rayman	Atlanta	Pace Academy
Malik Washington	Lawrenceville	Parkview

Hawaii (1)		
Aaron Faumui	Kapolei	Kapolei

Indiana (2)		
Trent Baker-Booker	Indianapolis	Lawrence Central
Elijah Slibeck	Indianapolis	Warren Central



PLAYER HOMETOWN HIGH SCHOOL

Kentucky (2)

Xavier Brown	Lexington	Lexington Christian
Kam Butler	Florence	Covington Catholic

Louisiana (3)

Mike Hollins	Baton Rouge	University Lab
Jonathan Horton	Baton Rouge	Scotlandville Magnet
Donovan Johnson	New Orleans	Helen Cox

Maryland (4)

Jahmeer Carter	Baltimore	Archbishop Spalding
Justus Johnson III	Laurel	Gonzaga
Bryce Purnell	Edgewater	Archbishop Spalding
William Simpkins III	Gaithersburg	Quince Orchard

Mississippi (1)

McKale Boley	Hattiesburg	Oak Grove
--------------	-------------	-----------

New Jersey (1)

Sam Bond	Fredon	Blair Academy
----------	--------	---------------

New York (3)

Olasunkonmi Agunloye	Lindenhurst	Lindenhurst
Elijah Gaines	Queens	Episcopal (Va.)
JR Wilson	Brooklyn	Canarsie

North Carolina (6)

Sam Brady	Lincolnton	North Lincoln
Grady Brosterhous	Weddington	Weddington
Titus Ivy	Concord	Cox Mill
Dane Steele	Charlotte	Covenant Day School
Dakota Twitty	Columbus	Thomas Jefferson Classical
Dre Walker	Denver	East Lincoln

Ohio (3)

Grant Lanham	Cincinnati	Indian Hill
Devin Sherwood	Austintown	Austintown Fitch
Brian Stevens	Milford	Milford

Pennsylvania (2)

Josh Rawlings	Pittsburgh	Woodland Hills
---------------	------------	----------------

South Carolina (3)

Houston Curry	Fountain Inn	Hillcrest
Landon Danley	Irmo	Dutch Fork
Suderian Harrison	McCormick	Woodland

Tennessee (7)

Michael Diatta	Antioch	Can Ridge
Karson Gay	Chattanooga	Boyd-Buchanan
Noah Josey	Brentwood	Brentwood Academy
Trey McDonald	Chattanooga	Baylor School
Demick Starling	Nashville	East Nashville Magnet
Noah Vaughn	Maryville	Maryville
Claiborne Richards	Nashville	Montgomery Bell Academy

Texas (3)

Paul Akere	Carrollton	Hebron
Ugonna Nnanna	Arlington	Seguin
Jack Witmer	Cypress	Cy-Fair

Utah (2)

Snoop Leota-Amaama	Lehi	Skyridge
Sam Westfall	Saint George	Dixie

PLAYER HOMETOWN HIGH SCHOOL

Virginia (56)

Josh Ahern	Burke	Lake Braddock
Nana Appouh	Herndon	Herndon
Chico Bennett Jr.	Ashburn	Battle Ground Academy (Tenn.)
KJ Bratton	Roanoke	Lord Botetourt
Anthony Britton	Norfolk	Lake Taylor
Vadin Bruot	Haymarket	Battlefield
Addie Burrow	Spotsylvania	Courtland
Luke Byrne	McLean	Bishop O'Connell
Bryce Carter	South Chesterfield	Life Christian Academy
Jimmy Christ	Sterling	Dominion
TyLyric Coleman	Danville	Dan River
Kendall Cross	Chesterfield	Clover Hill
Ethan Davies	Fairfax	West Springfield
Henry Duke	Henrico	Mills E. Godwin
Robbie Engelberg	Alexandria	Maret Schoo.
Malachi Fields	Keswick	Monticello
Ant Fisher	Henrico	Varina
Malcolm Greene	Richmond	Highland Springs
Miles Greene	Richmond	Highland Springs
Jack Griese	Chantilly	Chantilly
Jack Hardy	Fredericksburg	James Monroe
Noah Hartsoe	Henrico	John Tucker
Donté Hawthorne	Spotsylvania	Colonial Forge
Joseph Holland	Culpepper	Culpepper County
John Hurley	Vienna	James Madison
James Jackson	Roanoke	North Cross
Luke Johnson	Annandale	The Preddie School (N.J.)
Perris Jones	Alexandria	Episcopal
Joey Kagel	Virginia Beach	Catholic
Rob Keys	Chantilly	Westfield
Coen King	Culpeper	Eastern View
Logan Kotter	Ashburn	Briar Woods
Davis Lane Jr.	Lynchburg	Liberty Christian Academy
Langston Long	Woodbridge	Christ School (N.C.)
Andy Lutes	Salem	Salem
Colby McGhee	Orange	Orange County
Grant Misch	Sterling	Potomac Falls
Nate Morris	Glen Allen	Glen Allen
Tony Muskett	Springfield	West Springfield
Kam Robinson	Tappahannock	Essex
Hayden Rollison	Richmond	Collegiate School
Aidan Ryan	Fredericksburg	James Monroe
Jonas Sanker	Charlottesville	The Covenant School
Brayden Sheffer	West Point	West Point
Gabe Sneed	Big Stone Gap	Union
Landon Spell	Virginia Beach	Ocean Lakes
Ben Smiley III	Chesapeake	Indian River
Justin Stewart	Alexandria	St. Stephen's & St. Agnes
Caleb Stoltz	Palmyra	Fluvanna County
Cole Surber	Bristow	Patriot
Dillon Tennyson	Chesterfield	Benedictine College Prep
Lorenz Terry	Sandston	Varina/Fork Union Military Academy
Carlo Thompson	Richmond	Varina
Andrew Williams	Fredericksburg	James Monroe
Eli Wood	Lynchburg	E.C. Glass
Sackett Wood Jr.	Lynchburg	E.C. Glass

Washington (1)

Josh McCarron	Mukilteo	Archbishop Murphy
---------------	----------	-------------------

2023 VIRGINIA NUMERICAL ROSTER

No	Name	Pos	Ht	Wt	Yr	Hometown	High School/Previous School
0	Cody Brown	RB	5-10	227	3	Lilburn, Ga.	Parkview/Miami
0	Antonio Clary****	S	6-0	199	5	Jacksonville, Fla.	Sandalwood
1	Paul Akere*	DE	6-4	275	6	Carrollton, Texas	Hebron (TX)/Columbia
1	Suderian Harrison	WR	5-11	165	1	McCormick, S.C.	Woodland
2	Stevie Bracey*	LB	6-0	231	2	Atlanta, Ga.	Lovett School
2	Perris Jones****	RB	5-7	180	6	Alexandria, Va.	Episcopal
3	Langston Long*	S	6-2	215	3	Woodbridge, Va.	Christ School (N.C.)
3	Delaney Crawford	QB	6-2	193	2	Corona, Calif.	Corona Senior
4	Dave Herard*	CB	6-0	194	4	Fort Lauderdale, Fla.	Stranahan
4	Malik Washington	WR	5-9	190	5	Lawrenceville, Ga.	Parkview/Northwestern
5	Kam Robinson	LB	6-2	215	1	Tappahannock, Va.	Essex
5	Kobe Pace	RB	5-10	205	4	Cedartown, Ga.	Cedartown/Clemson
6	Demick Starling**	WR	6-0	188	4	Nashville, Tenn.	East Nashville Magnet
6	Dre Walker	CB	6-3	180	1	Denver, N.C.	East Lincoln
7	Mike Hollins***	RB	5-9	208	5	Baton Rouge, La.	University Lab
7	James Jackson*	LB	6-3	228	3	Pulaski, Va.	North Cross
8	Malachi Fields*	WR	6-4	214	3	Keswick, Va.	Monticello
8	Malcolm Greene	CB	5-10	195	4	Richmond, Va.	Highland Springs/Clemson
9	Amaad Foston	RB	6-0	218	3	Milledgeville, Ga.	John Milledge Academy
9	Coen King***	S	6-0	191	6	Culpeper, Va.	Eastern View
10	Anthony Colandrea	QB	6-0	182	1	St. Petersburg, Fla.	Lakewood
10	Ben Smiley III**	DE	6-4	274	5	Chesapeake, Va.	Indian River
11	Tony Muskett	QB	6-2	210	4	Springfield, Va.	West Springfield/Monmouth
11	William Simpkins III	CB	6-1	182	3	Gaithersburg, Md.	Quince Orchard
13	Jared Rayman*	QB	6-2	195	5	Atlanta, Ga.	Pace Academy
13	Sam Westfall	CB	5-10	188	6	Saint George, Utah	Dixie/SMU
14	Miles Greene	DE	6-3	240	1	Richmond, Va.	Highland Springs
15	Chico Bennett Jr.*	DE	6-4	252	5	Ashburn, Va.	Battle Ground Academy (Tenn.)/Georgia Tech
16	Trey McDonald	LB	6-3	217	2	Chattanooga, Tenn.	Baylor School
17	JR Wilson*	WR	6-4	219	2	Brooklyn, N.Y.	Canarsie
17	Aidan Ryan	S	6-0	201	3	Fredericksburg, Va.	James Monroe
18	Jaden Gibson	WR	6-1	185	1	Rabun County, Ga.	Rabun County
18	Michael Diatta*	DT	6-4	268	3	Antioch, Tenn.	Cane Ridge
19	Olasunkonmi Agunloye**	DT	6-5	283	4	Lindenhurst, N.Y.	Lindenhurst
19	Grady Brosterhous	QB	6-2	212	2	Weddington, N.C.	Weddington
20	Xavier Brown*	RB	5-9	186	2	Lexington, Ky.	Lexington Christian
20	Jonas Sanker**	S	6-1	204	3	Charlottesville, Va.	The Covenant School
21	Donovan Johnson Sr.*	S	6-2	200	4	New Orleans, La.	Helen Cox
21	Landon Spell	WR	5-11	187	2	Virginia Beach, Va.	Ocean Lakes
22	Elijah Gaines*	CB	6-1	201	4	Queens, N.Y.	Episcopal (Va.)
22	Devin Sherwood	QB	5-10	191	2	Austintown, Ohio	Austintown
23	Tayvonn Kyle	CB	5-11	189	6	Valdosta, Ga.	Lowndes (Iowa State)
25	Donte Hawthorne	RB	6-0	215	1	Spotsylvania, Va.	Colonial Forge
25	Terrell Jones	DT	6-4	266	3	Hoover, Ala.	Hoover
26	Ethan Davies*	WR	5-10	189	3	Fairfax, Va.	West Springfield
26	Caleb Hardy	S	6-3	181	1	McDonough, Ga.	Eagles Landing
27	Trent Baker-Booker	CB	6-2	175	1	Indianapolis, Ind.	Lawrence Central
27	KJ Bratton	WR	5-8	174	2	Roanoke, Va.	Lord Botetourt
28	Sam Brady**	LB	6-3	229	4	Lincolnton, N.C.	North Lincoln
28	Noah Vaughn	RB	5-9	185	1	Maryville, Tenn.	Maryville
29	Davis Lane Jr.	S	6-1	188	2	Lynchburg, Va.	Liberty Christian Academy
30	Addie Burrow	S	6-1	190	4	Spotsylvania, Va.	Courtland
31	Micah Gaffney*	CB	5-11	193	3	Spanish Fort, Ala.	Spanish Fort
32	Luke Byrne	LS	6-1	217	3	McLean, Va.	Bishop O'Connell
32	Landon Danley	ATH	6-3	190	1	Irmo, S.C.	Dutch Fork
33	Josh Ahern**	LB	6-3	234	5	Burke, Va.	Lake Braddock
34	Ant Fisher	CB	5-11	175	2	Henrico, Va.	Varina
34	Jack Griese	RB	6-0	224	2	Chantilly, Va.	Chantilly
36	Carlo Thompson	S	5-11	174	2	Richmond, Va.	Varina
37	John Hurley	S	5-11	171	2	Vienna, Va.	James Madison
38	Daniel Sparks*	P	6-6	203	4	Gadsden, Ala.	Gadsden City/Minnesota
39	Robbie Engelberg	S	5-11	188	2	Alexandria, Va.	Maret School
40	Robert Keys	LB	6-2	200	1	Chantilly, Va.	Westfield
41	Will Bettridge*	K	5-10	173	2	Miami, Fla.	Gulliver Prep
42	Kendall Cross*	LB	6-0	237	3	Chesterfield, Va.	Clover Hill
43	Logan Kotter	LB	6-0	202	2	Ashburn, Va.	Briar Woods
44	Brayden Sheffer	DE	6-2	227	3	West Point, Va.	West Point
44	Sackett Wood Jr.**	TE	6-4	244	4	Lynchburg, Va.	E.C. Glass
45	Aidan Livingston*	LS	5-11	229	6	Huntington Beach, Calif.	Mater Dei
46	Devin Clark	S	6-2	190	1	Marietta, Ga.	Marietta
47	Vadin Bruot	K	5-11	197	2	Haymarket, Va.	Battlefield



No	Name	Pos	Ht	Wt	Yr	Hometown	High School/Previous School
47	Gabe Sneed	DL	6-5	250	1	Big Stone Gap, Va.	Union
49	Josh McCarron*	LB	6-2	217	3	Mukilteo, Wash.	Archbishop Murphy
50	Jimmy Christ	OL	6-7	315	4	Sterling, Va.	Dominion/Penn State
51	Ty Furnish*	C	6-3	279	3	Woodstock Ga.	Blessed Trinity Catholic
52	McKale Boley*	OT	6-4	331	2	Hattiesburg, Miss.	Oak Grove
52	Nate Morris	DE	6-1	227	4	Glen Allen, Va.	Glen Allen
53	Dawson Alters	C	6-2	271	2	Miami, Fla.	St. Thomas Aquina
53	Justin Stewart	DL	6-2	220	1	Washington, D.C.	St. Stephen's & St. Agnes
54	Joseph Holland III	DE	6-4	223	3	Culpeper, Va.	Culpeper County
54	Blake Steen	OG	6-5	340	2	Miami, Fla.	St. Thomas Aquinas
55	Anthony Britton	DT	6-5	275	1	Norfolk, Va.	Lake Taylor
55	Brian Stevens	OG	6-2	290	5	Cincinnati, Ohio	Milford/Dayton
56	Caleb Stoltz	DE	6-3	250	4	Palmyra, Va.	Fluvanna County
57	Andy Lutes	OL	6-4	260	1	Salem, Va.	Salem
58	Noah Hartsoe	OG	6-3	320	2	Henrico, Va.	John Tucker
59	Jack Hardy	DL	6-1	236	4	Fredericksburg, Va.	James Monroe
60	Charlie Patterson	OT	6-6	281	3	Roswell, Ga.	Fellowship Christian
61	Dane Steele	OL	6-4	285	1	Charlotte, N.C.	Covenant Country Day
63	Joey Kagele	C	6-0	266	3	Virginia Beach, Va.	Catholic
64	Cole Surber	OL	6-6	285	1	Bristow, Va.	Patriot
68	Jack Witmer	TE	6-7	252	3	Cypress, Texas	Cy-Fair
69	Luke Johnson	OT	6-4	276	4	Annandale, Va.	The Peddie School (N.J.)
70	Grant Lanham	OG	6-4	314	3	Cincinnati, Ohio	Indian Hill
71	Ugonna Nnanna	OT	6-4	300	4	Arlington, Texas	Seguin (Houston)
72	Snoop Leota-Amaama	OT	6-4	364	2	Lehi, Utah	Skyridge
74	Noah DeMeritt	OG	6-5	360	2	Kingsland, Ga.	Camden County
75	Houston Curry	OT	6-5	270	2	Fountain Inn, S.C.	Hillcrest
77	Noah Josey*	OG	6-5	316	3	Brentwood, Tenn.	Brentwood Academy
78	Jestus Johnson III*	C	6-3	306	4	Laurel, Md.	Gonzaga College (Va.)
80	Tylyric Coleman	WR	6-3	175	1	Danville, Va.	Dan River
81	TeKai Kirby	TE	6-3	210	1	Fort Lauderdale, Fla.	St. Thomas Aquinas
82	Kam Butler*	DE	6-3	265	6	Florence, Ky.	Covington Catholic/Miami (OH)
82	Eli Wood	WR	6-1	194	2	Lynchburg, Va.	E.C. Glass
83	Dakota Twitty	WR	6-4	223	2	Columbus, N.C.	Thomas Jefferson Classical
84	Dillon Tennyson	WR	5-7	170	3	Chesterfield, Va.	Benedictine College Prep
85	Mekhi Buchanan	DL	6-5	220	1	Acworth, Ga.	Allatoona
85	Grant Misch****	TE	6-5	247	6	Sterling Va.	Potomac Falls
86	Claiborne Richards	WR	5-11	175	1	Nashville, Tenn.	Montgomery Bell Academy
87	Titus Ivy	WR	6-4	190	1	Concord, N.C.	Cox Mill
88	Karson Gay	TE	6-5	225	2	Chattanooga, Tenn.	Boyd Buchanan School
88	Lorenz Terry	DE	6-5	247	3	Sandston, Va.	Varina HS/Fork Union Military Academy
89	Sam Bond	DT	6-3	249	4	Fredon, N.J.	Blair Academy
89	Joshua Rawlings*	TE	6-6	252	4	Pittsburgh, Pa.	Woodland Hills
90	Jahmeer Carter***	DT	6-2	313	4	Baltimore, Md.	Archbishop Spalding
91	Jason Hammond	DT	6-3	285	1	Miami Gardens, Fla.	St. Thomas
92	Andrew Williams	DT	6-3	275	3	Fredericksburg, Va.	James Monroe
93	Henry Duke	TE	6-5	228	3	Henrico, Va.	Mills E. Godwin
93	Jonathan Horton*	DE	6-3	210	4	Baton Rouge, La.	Scotlandville Magnet
94	Aaron Faumui****	DT	6-2	282	6	Kapolei, Hawaii	Kapolei
94	Hayden Rollison	TE	6-3	230	1	Richmond, Va.	Collegiate School
95	Nana Appouh	DL	6-4	300	1	Herndon, Va.	Herndon
96	Bryce Carter	DT	6-3	271	3	South Chesterfield, Va.	Life Christian Academy
98	Bryce Purnell	DT	6-1	227	2	Edgewater, Md.	Archbishop Spalding
99	DJ Jones	DE	6-5	245	1	Tampa, Fla.	Hillsborough
99	Elijah Slibeck	P/PK	6-5	200	1	Indianapolis, Ind.	Warren Central

Key:
 *** beside name indicates letters won

Coaching Staff:

Tony Elliott (Clemson '02)	Fralin Family Head Football Coach	Terry Heffernan (Dayton '03)	Offensive Line
Des Kitchings (Furman '00)	Offensive Coordinator/Tight Ends	Taylor Lamb (Appalachian St. '17)	Quarterbacks
John Rudzinski (Air Force '05)	Defensive Coordinator/Defensive Backs	Adam Mims (Furman '11)	Wide Receivers
Curome Cox (Maryland '04)	DBs/Defensive Passing Game Coordinator	Chris Slade (Virginia '92)	Defensive Ends
Kevin Downing (NC Central '04)	Defensive Tackles	Clint Sintim (Virginia '09)	Linebackers
Keith Gaither (Elon '97)	Special Teams Coordinator/Running Backs		

PRONUNCIATION GUIDE

COACHES	PLAYERS		
John Rudzinski..... Rud (rhymes w/ mud) Zin-Skee	Olasunkonmi Agunloye..... Oh-la-su-con-me Agun-low-yay	Jake Dewease..... Da-Weeze	Snoop Leota-Amaama..... Lee-OH-tah - Ah-ma-Ah-ma
Keith Gaither..... Gay-ther	Josh Ahern..... AA-Hern	Mike Diatta..... Dee-Ah-tah	Andy Lutes..... Loots
Clint Sintim..... Sint-tim	Paul Akere..... Ah-Keer-ay	Aaron Faumui..... Fowl-Moo-EE	Grant Misch..... Misch, rhymes with Fish
	Nana Appouh..... Ah-pill	Amaad Foston..... Ah-mahd FOE-stun	Ugonna Nnanna..... You-gone-ah Non uh
	Grady Brosterhouse..... Brahster-house	Suderian Harrison..... Suh-Dare-eon	Demick Starling..... D-Meek
	Anthony Colandrea..... Coh-land-dree-ah	Dave Herard..... Her-ARD	
	Tylyric Coleman..... Ty-leer-ick	TeKai Kirby..... Ta-Ky	

2023 VIRGINIA ALPHABETICAL ROSTER

No.	Name	Pos	Ht	Wt	Yr	Hometown	High School/Previous School
19	Olasunkonmi Agunloye**	DT	6-5	283	4	Lindenhurst, N.Y.	Lindenhurst
33	Josh Ahern**	LB	6-3	234	5	Burke, Va.	Lake Braddock
1	Paul Akere*	DE	6-4	275	6	Carrollton, Texas	Hebron (TX)/Columbia
53	Dawson Alters	C	6-2	271	2	Miami, Fla.	St. Thomas Aquina
95	Nana Appouh	DL	6-4	300	1	Herndon, Va.	Herndon
27	Trent Baker-Booker	CB	6-2	175	1	Indianapolis, Ind.	Lawrence Central
15	Chico Bennett Jr.*	DE	6-4	252	5	Ashburn, Va.	Battle Ground Academy (Tenn.)/Georgia Tech
41	Will Bettridge*	K	5-10	173	2	Miami, Fla.	Gulliver Prep
52	McKale Boley*	OT	6-4	331	2	Hattiesburg, Miss.	Oak Grove
89	Sam Bond	DT	6-3	249	4	Fredon, N.J.	Blair Academy
2	Stevie Bracey*	LB	6-0	231	2	Atlanta, Ga.	Lovett School
28	Sam Brady**	LB	6-3	229	4	Lincolnton, N.C.	North Lincoln
27	KJ Bratton	WR	5-8	174	2	Roanoke, Va.	Lord Botetourt
55	Anthony Britton	DT	6-5	275	1	Norfolk, Va.	Lake Taylor
19	Grady Brosterhous	QB	6-2	212	2	Weddington, N.C.	Weddington
0	Cody Brown	RB	5-10	227	3	Lilburn, Ga.	Parkview/Miami
20	Xavier Brown*	RB	5-9	186	2	Lexington, Ky.	Lexington Christian
47	Vadin Bruot	K	5-11	197	2	Haymarket, Va.	Battlefield
85	Mekhi Buchanan	DL	6-5	220	1	Acworth, Ga.	Allatoona
30	Addie Burrow	S	6-1	190	4	Spotsylvania, Va.	Courtland
82	Kam Butler*	DE	6-3	265	6	Florence, Ky.	Covington Catholic/Miami (OH)
32	Luke Byrne	LS	6-1	217	3	McLean, Va.	Bishop O-Connell
96	Bryce Carter	DT	6-3	271	3	South Chesterfield, Va.	Life Christian Academy
90	Jahmeer Carter***	DT	6-2	313	4	Baltimore, Md.	Archbishop Spalding
50	Jimmy Christ	OL	6-7	315	4	Sterling, Va.	Dominion/Penn State
46	Devin Clark	S	6-2	190	1	Marietta, Ga.	Marietta
0	Antonio Clary****	S	6-0	199	5	Jacksonville, Fla.	Sandalwood
10	Anthony Colandrea	QB	6-0	182	1	St. Petersburg, Fla.	Lakewood
80	Tylyric Coleman	WR	6-3	175	1	Danville, Va.	Dan River
3	Delaney Crawford	QB	6-2	193	2	Corona, Calif.	Corona Senior
42	Kendall Cross*	LB	6-0	237	3	Chesterfield, Va.	Clover Hill
75	Houston Curry	OT	6-5	270	2	Fountain Inn, S.C.	Hillcrest
32	Landon Danley	ATH	6-3	190	1	Irmo, S.C.	Dutch Fork
26	Ethan Davies*	WR	5-10	189	3	Fairfax, Va.	West Springfield
74	Noah DeMeritt	OG	6-5	360	2	Kingsland, Ga.	Camden County
18	Michael Diatta*	DT	6-4	268	3	Antioch, Tenn.	Cane Ridge
93	Henry Duke	TE	6-5	228	3	Henrico, Va.	Mills E. Godwin
39	Robbie Engelberg	S	5-11	188	2	Alexandria, Va.	Maret School
94	Aaron Faumui****	DT	6-2	282	6	Kapolei, Hawaii	Kapolei
8	Malachi Fields*	WR	6-4	214	3	Keswick, Va.	Monticello
34	Ant Fisher	CB	5-11	175	2	Henrico, Va.	Varina
9	Amaad Foston	RB	6-0	218	3	Milledgeville, Ga.	John Milledge Academy
51	Ty Furnish*	C	6-3	279	3	Woodstock Ga.	Blessed Trinity Catholic
31	Micah Gaffney*	CB	5-11	193	3	Spanish Fort, Ala.	Spanish Fort
22	Elijah Gaines*	CB	6-1	201	4	Queens, N.Y.	Episcopal (Va.)
88	Karson Gay	TE	6-5	225	2	Chattanooga, Tenn.	Boyd Buchanan School
18	Jaden Gibson	WR	6-1	185	1	Rabun County, Ga.	Rabun County
8	Malcolm Greene	CB	5-10	195	4	Richmond, Va.	Highland Springs/Clemson
14	Miles Greene	DE	6-3	240	1	Richmond, Va.	Highland Springs
34	Jack Griese	RB	6-0	224	2	Chantilly, Va.	Chantilly
91	Jason Hammond	DT	6-3	285	1	Miami Gardens, Fla.	St. Thomas
26	Caleb Hardy	S	6-3	181	1	McDonough, Ga.	Eagles Landing
59	Jack Hardy	DL	6-1	236	4	Fredericksburg, Va.	James Monroe
1	Suderian Harrison	WR	5-11	165	1	McCormick, S.C.	Woodland
58	Noah Hartsoe	OG	6-3	320	2	Henrico, Va.	John Tucker
25	Donte Hawthorne	RB	6-0	215	1	Spotsylvania, Va.	Colonial Forge
4	Dave Herard*	CB	6-0	194	4	Fort Lauderdale, Fla.	Stranahan
54	Joseph Holland III	DE	6-4	223	3	Culpeper, Va.	Culpeper County
7	Mike Hollins***	RB	5-9	208	5	Baton Rouge, La.	University Lab
93	Jonathan Horton*	DE	6-3	210	4	Baton Rouge, La.	Scotlandville Magnet
37	John Hurley	S	5-11	171	2	Vienna, Va.	James Madison
87	Titus Ivy	WR	6-4	190	1	Concord, N.C.	Cox Mill
7	James Jackson*	LB	6-3	228	3	Pulaski, Va.	North Cross
21	Donovan Johnson Sr.*	S	6-2	200	4	New Orleans, La.	Helen Cox
69	Luke Johnson	OT	6-4	276	4	Annandale, Va.	The Peddie School (N.J.)
78	Jestus Johnson III*	C	6-3	306	4	Laurel, Md.	Gonzaga College (Va.)
25	Terrell Jones	DT	6-4	266	3	Hoover, Ala.	Hoover
99	DJ Jones	DE	6-5	245	1	Tampa, Fla.	Hillsborough
2	Perris Jones****	RB	5-7	180	6	Alexandria, Va.	Episcopal
77	Noah Josey*	OG	6-5	316	3	Brentwood, Tenn.	Brentwood Academy
63	Joey Kagel	C	6-0	266	3	Virginia Beach, Va.	Catholic



No.	Name	Pos	Ht	Wt	Yr	Hometown	High School/Previous School
40	Robert Keys	LB	6-2	200	1	Chantilly, Va.	Westfield
9	Coen King***	S	6-0	191	6	Culpeper, Va.	Eastern View
81	TeKai Kirby	TE	6-3	210	1	Fort Lauderdale, Fla.	St. Thomas Aquinas
43	Logan Kotter	LB	6-0	202	2	Ashburn, Va.	Briar Woods
23	Tayvonn Kyle	CB	5-11	189	6	Valdosta, Ga.	Lowndes (Iowa State)
29	Davis Lane Jr.	S	6-1	188	2	Lynchburg, Va.	Liberty Christian Academy
70	Grant Lanham	OG	6-4	314	3	Cincinnati, Ohio	Indian Hill
72	Snoop Leota-Amaama	OT	6-4	364	2	Lehi, Utah	Skyridge
45	Aidan Livingston*	LS	5-11	229	6	Huntington Beach, Calif.	Mater Dei
3	Langston Long*	S	6-2	215	3	Woodbridge, Va.	Christ School (N.C.)
57	Andy Lutes	OL	6-4	260	1	Salem, Va.	Salem
49	Josh McCarron*	LB	6-2	217	3	Mukilteo, Wash.	Archbishop Murphy
16	Trey McDonald	LB	6-3	217	2	Chattanooga, Tenn.	Baylor School
85	Grant Misch****	TE	6-5	247	6	Sterling Va.	Potomac Falls
52	Nate Morris	DE	6-1	227	4	Glen Allen, Va.	Glen Allen
11	Tony Muskett	QB	6-2	210	4	Springfield, Va.	West Springfield/Monmouth
71	Ugonna Nnanna	OT	6-4	300	4	Arlington, Texas	Seguin (Houston)
5	Kobe Pace	RB	5-10	205	4	Cedartown, Ga.	Cedartown/Clemson
60	Charlie Patterson	OT	6-6	281	3	Roswell, Ga.	Fellowship Christian
98	Bryce Purnell	DT	6-1	227	2	Edgewater, Md.	Archbishop Spalding
89	Joshua Rawlings*	TE	6-6	252	4	Pittsburgh, Pa.	Woodland Hills
13	Jared Rayman*	QB	6-2	195	5	Atlanta, Ga.	Pace Academy
86	Claiborne Richards	WR	5-11	175	1	Nashville, Tenn.	Montgomery Bell Academy
5	Kam Robinson	LB	6-2	215	1	Tappahannock, Va.	Essex
94	Hayden Rollison	TE	6-3	230	1	Richmond, Va.	Collegiate School
17	Aidan Ryan	S	6-0	201	3	Fredericksburg, Va.	James Monroe
20	Jonas Sanker**	S	6-1	204	3	Charlottesville, Va.	The Covenant School
44	Brayden Sheffer	DE	6-2	227	3	West Point, Va.	West Point
22	Devin Sherwood	QB	5-10	191	2	Austintown, Ohio	Austintown
11	William SimpkinsIII	CB	6-1	182	3	Gaithersburg, Md.	Quince Orchard
99	Elijah Slibeck	P/PK	6-5	200	1	Indianapolis, Ind.	Warren Central
10	Ben Smiley III**	DE	6-4	274	5	Chesapeake, Va.	Indian River
47	Gabe Sneed	DL	6-5	250	1	Big Stone Gap, Va.	Union
38	Daniel Sparks*	P	6-6	203	4	Gadsen, Ala.	Gadsen City/Minnesota
21	Landon Spell	WR	5-11	187	2	Virginia Beach, Va.	Ocean Lakes
6	Demick Starling**	WR	6-0	188	4	Nashville, Tenn.	East Nashville Magnet
61	Dane Steele	OL	6-4	285	1	Charlotte, N.C.	Covenant Country Day
54	Blake Steen	OG	6-5	340	2	Miami, Fla.	St. Thomas Aquinas
55	Brian Stevens	OG	6-2	290	5	Cincinnati, Ohio	Milford/Dayton
53	Justin Stewart	DL	6-2	220	1	Washington, D.C.	St. Stephen-s & St. Agnes
56	Caleb Stoltz	DE	6-3	250	4	Palmyra, Va.	Fluvanna County
64	Cole Surber	OL	6-6	285	1	Bristow, Va.	Patriot
84	Dillon Tennyson	WR	5-7	170	3	Chesterfield, Va.	Benedictine College Prep
88	Lorenz Terry	DE	6-5	247	3	Sandston, Va.	Varina HS/Fork Union Military Academy
36	Carlo Thompson	S	5-11	174	2	Richmond, Va.	Varina
83	Dakota Twitty	WR	6-4	223	2	Columbus, N.C.	Thomas Jefferson Classical
28	Noah Vaughn	RB	5-9	185	1	Maryville, Tenn.	Maryville
6	Dre Walker	CB	6-3	180	1	Denver, N.C.	East Lincoln
4	Malik Washington	WR	5-9	190	5	Lawrenceville, Ga.	Parkview/Northwestern
13	Sam Westfall	CB	5-10	188	6	Saint George, Utah	Dixie/SMU
92	Andrew Williams	DT	6-3	275	3	Fredericksburg, Va.	James Monroe
17	JR Wilson*	WR	6-4	219	2	Brooklyn, N.Y.	Canarsie
68	Jack Witmer	TE	6-7	252	3	Cypress, Texas	Cy-Fair
44	Sackett Wood Jr.**	TE	6-4	244	4	Lynchburg, Va.	E.C. Glass
82	Eli Wood	WR	6-1	194	2	Lynchburg, Va.	E.C. Glass

Key:

*** beside name indicates letters won

Coaching Staff:

Tony Elliott (Clemson '02)	Fralin Family Head Football Coach	Keith Gaither (Elon '97)	Special Teams Coordinator/Running Backs
Des Kitchings (Furman '00)	Offensive Coordinator/Tight Ends	Terry Heffernan (Dayton '03)	Offensive Line
John Rudzinski (Air Force '05)	Defensive Coordinator/Defensive Backs	Taylor Lamb (Appalachian St. '17)	Quarterbacks
Curome Cox (Maryland '04)	DBs/Defensive Passing Game Coordinator	Adam Mims (Furman '11)	Wide Receivers
Kevin Downing (NC Central '04)	Defensive Tackles	Chris Slade (Virginia '92)	Defensive Ends
		Clint Sintim (Virginia '09)	Linebackers

PRONUNCIATION GUIDE

COACHES

John Rudzinski.....Rud (rhymes w/ mud) Zin-Skee
 Keith Gaither.....Gay-ther
 Clint Sintim.....Sint-tim

PLAYERS

Olasunkonmi Agunloye.....Oh-la-su-con-me Agun-low-yay
 Josh Ahern.....AA-Hern
 Paul Akere.....Ah-Keer-ay
 Nana Appouh.....Ah-pill
 Grady Brosterhous.....Brahster-house
 Anthony Colandrea.....Coh-land-dree-ah
 Tylyric Coleman.....Ty-leer-ick
 Jake Dewease.....Da-Weeze
 Mike Diatta.....Dee-Ah-tah
 Aaron Faumui.....Fowl-Moo-EE
 Amaad Foston.....Ah-mahd FOE-stun
 Suderian Harrison.....Suh-Dare-eon
 Dave Herard.....Her-ARD
 TeKai Kirby.....Ta-Ky

Snoop Leota-Amaama.....Lee-OH-tah - Ah-ma-Ah-ma
 Andy Lutes.....Loots
 Grant Misch.....Mish, rhymes with Fish
 Ugonna Nnanna.....You-gone-ah Non uh
 Demick Starling.....D-Meek



TONY ELLIOTT

FRALIN FAMILY HEAD FOOTBALL COACH

Now entering his second season at Virginia, Tony Elliott, a patient man, was looking for the right fit when it came time for him to leave the assistant coaching ranks and take on the responsibility of running a collegiate football program as the head coach. During his 11-year tenure at Clemson, his alma mater, several opportunities presented themselves, but it was not until Virginia came calling that he felt the setting was right for what he wants to accomplish.

On Dec. 10, 2021, Elliott was named the University of Virginia's Fralin Family Head Football Coach. At his introductory press conference, he explained his decision to become the Cavaliers' head coach and what he wants to accomplish in Charlottesville.

"I chose UVA because I wanted to lead a program that was partnered with a university that had world-class academics," he said "I wanted to be able to recruit the best and the brightest student-athletes.

"I wanted to compete in the best conference in college athletics. I wanted to be a part of an alignment with (athletic director) Ms. Carla (Williams) and President (Jim) Ryan that shared a vision that was similar to mine, which is centered around the holistic development of the student-athlete. And lastly, I wanted to be part of a university and athletic department that would not compromise its values to win.

"There is no better place for me than UVA. And there is no better time than now."

With that, Elliott went to work crafting what he had hoped to build for years - The Model Program.

"My vision for the UVA football program is to become the model in college football, the model program in college football," he said. "My goal is to contribute to changing the narrative in college football and demonstrate that you can win at the highest level and you can do so while achieving excellence in education, leadership and service."

Elliott's cornerstones of that culture are based on H.E.A.R.T.-humility, effort, accountability, respect and toughness.

"I think that building a championship culture starts with making sure that you have alignment and a vision," he said. "You clearly state the vision and you are particular in the people that you bring in and make sure that they align with the vision, and then you stay grounded to the principles that you set in place for the players and the staff, and you go to work every single day, and you keep an inside-out mentality. It's one day at a time, and eventually that will bring your championship culture to life."

Elliott's background and coaching pedigree is rich with championship experiences.

He spent 11 seasons as an assistant on Dabo Swinney's staff at Clemson. In January of 2021, he was named the program's assistant

head coach and offensive coordinator. He previously served as the team's co-offensive coordinator (2014-20) and the team's running backs coach (2011-20).

At Clemson, Elliott was a part of a 10-season stretch in which the Tigers won 10 or more games. In that span, Clemson won six Atlantic Coast Conference Championships, made four appearances in the College Football Playoff National Championship game and captured national titles in 2016 and 2018.

Since Elliott's promotion to co-offensive coordinator prior to the 2014 Russell Athletic Bowl, the Tigers posted an 89-10 record and ranked in the top 12 nationally in total offense. Clemson either led or ranked No. 2 in the ACC in total offense in five of his seven seasons as an offensive coordinator. Elliott's 2018 and 2019 offenses were responsible for two of the 22 650-point seasons in major college football history.

Elliott was named the Frank Broyles Award recipient as the nation's top assistant coach in 2017. Before transitioning to the tight ends room this year, Elliott was in charge of Clemson's running backs for his first 10 seasons. In that time, he guided Clemson running back Travis Etienne to one of the most illustrious careers in ACC and college football history, helping him set the NCAA record for most games scoring a touchdown (46) and secure ACC records for career rushing yards (4,952), total touchdowns (78), rushing touchdowns (70) and points (468).

As the program's offensive coordinator, Elliott worked with two first-round draft picks at quarterback, including the 2021 first overall pick Trevor Lawrence. From 2015-2020, a Clemson offensive player took home both the ACC's Player of the Year and Offensive Player of the Year awards four times.

Prior to returning to his alma mater, Elliott spent three seasons at Furman (2008-10) and two at South Carolina State (2006-07) coaching wide receivers at both schools. Prior to his coaching career he worked for Michelin North America for two years.

In 2002, Elliott earned his undergraduate degree in industrial engineering from Clemson, where he was a first-team Academic All-ACC selection as well as a CoSIDA Academic District III member. He was also a recipient of an ACC Weaver-James-Corrigan Postgraduate Scholarship.

Under Tommy Bowden, he came to Clemson as a walk-on wide receiver in the fall of 1999 and finished his career with four letters and appeared in 44 games. Swinney was his position coach his senior year (2003) in which he was named a co-captain of a team that finished with a 9-4 record and a No. 22 final ranking by AP and USA Today.

Born in Watsonville, Calif., Elliott and his wife, Tamika, have two sons, A.J. and Ace.



Clemson Offense With Tony Elliott as a co-coordinator or coordinator

Year	W-L	Pts	Tot Off	Rush-Yds-TD	Com-Att-TD-Int	Pass Yds
2014	1-0	40	79-387	42-68-1	26-37-3-0	319
2015	14-1	577	1207-7718	679-3345-34	356-528-35-15	4373
2016	14-1	588	1221-7552	592-2543-30	422-629-45-17	5009
2017	12-2	466	1048-6014	579-2717-40	309-470-17-9	3297
2018	15-0	664	1076-7908	568-3723-49	328-508-37-8	4185
2019	14-1	605	1075-7931	566-3606-40	326-509-45-10	4325
2020	10-2	522	901-6028	411-1846-33	326-490-31-6	4182
2021	9-3	322	830-4354	449-2056-25	207-381-12-10	2298
Tot	89-10	3784	7,437-47,892	3,886-19,904-252	2,300-3,552-222-75	27,988
Per game		38.2	75.1-483.8	39.3-201-2.55 (5.12)	23.2-35.9-2.24-0.76 (.648)	282.7

Clemson National Rankings on Offense in full seasons Tony Elliott called the Plays

Year	PPG-Nat Rk	Tot Off-Nat Rk	Rush-Nat Rk	Pass-Nat Rk	Final Rank AP-Coaches
2015	38.5-16	514.5-11	223-21	291.5-23	2-2
2016	39.2-14	503.7-12	169.7-71	333.9-7	1-1
2017	33.3-32	429.6-38	194.1-35	235.5-61	4-4
2018	44.3-4	527.2-3	248.2-10	279.0-23	1-1
2019	43.9-4	528.7-5	240.4-13	288.3-23	2-2
2020	43.5-3	502.3-10	153.8-75	348.5-6	3-3
2021	26.3-82	362.8-95	171.3-57	191.5-103	19-22

*Entering 2021 Bowl Games.

ELLIOTT'S BIOGRAPHY AT-A-GLANCE

PERSONAL

Born: Nov. 26, 1979 in Watsonville, Calif.
Family: Wife, Tamika, and sons, A.J. and Ace
Twitter: @Coach_Telliott

EDUCATION

High School: James Island, Charleston, S.C., 1997
College: Clemson (Industrial Engineering.), 2002

PLAYING EXPERIENCE

Clemson (1999-2003)

- Four-year letterwinner as a wide receiver
- Co-captain on 2003 team that went 9-4 and No. 22 ranking
- First Team Academic All-ACC
- CoSIDA Academic All-District
- Recipient of ACC Weaver-James-Corrigan Postgraduate scholarship

TONY ELLIOTT COACHING LEDGER

YEAR	SCHOOL	POSITION(S)	W-L	BOWL(S)
2006	SC State	WR	7-4	
2007	SC State	WR	7-4	
2008	Furman	WR	7-5	
2009	Furman	WR	6-5	
2010	Furman	WR	5-6	
2011	Clemson	RB	10-4	Orange
2012	Clemson	RB	11-2	Chick-fil-A
2013	Clemson	RB	11-2	Orange
2014	Clemson	RB	9-3	
	Clemson	Co-OC, RB	1-0	Russell Athletic
2015	Clemson	Co-OC, RB	14-1	Orange, CFPNCG
2016	Clemson	Co-OC, RB	14-1	Fiesta, CFPNCG
2017	Clemson	Co-OC, RB	12-2	Sugar
2018	Clemson	Co-OC, RB	15-0	Cotton, CFPNCG
2019	Clemson	Co-OC, RB	14-1	Fiesta, CFPNCG
2020	Clemson	Co-OC, RB	10-2	Sugar
2021	Clemson	OC, TE	9-3	
2022	Virginia	Head Coach	3-7	
Record as Asst.			162-45	
Clemson Record			130-21	
Record as OC			89-10	
Record as HC			3-7	

OFFENSIVE COORDINATOR/TIGHT ENDS

DES KITCHINGS

Desmond “Des” Kitchings is in his second season on the Virginia football staff. He serves as the team’s offensive coordinator and also coaches the tight ends.

Following the 2022 season he was named the ACC’s winner of R2SportsTech’s Graphite Award as the most efficient offensive play caller in the league. The award is based on analytics that show a play caller’s ability to align their team’s strengths on their opponent’s weaknesses.

Kitchings came to Virginia after serving as the running backs coach for the Atlanta Falcons during the 2021 season. Prior to that he spent one season as the running backs coach at South Carolina before an eight-year stint at NC State where he served a number of roles including co-offensive coordinator in 2019.

During the 2020 season, Kitchings guided Gamecocks’ running back Kevin Harris to the program’s first 1,000-yard rushing season since 2013. Harris gained 1,138 yards in 10 games and posted 15 rushing scores. An All-Southeastern Conference pick, he led the league in regular-season rushing and was seventh nationally. His five rushing TDs against Ole Miss set a South Carolina single-game record. It marked the fourth time in five seasons that Kitchings coached a 1,000-yard running back.

Kitchings, a native of Wagoner, S.C., spent eight seasons coaching the running backs at North Carolina State. He had the additional duties as the tight ends coach in 2012, as the recruiting coordinator from 2014-18, as the assistant head coach for offense from 2016-18, and as the co-offensive coordinator in 2019.

Under Kitchings’ tutelage, NC State produced three-straight 1,000-yard rushers from 2016-18 for just the second time in school history. In 2016, Matthew Dayes was the first 1,000-yard rusher at NC State since 2002, and in both 2017 and 2018 first-year starters Nyheim Hines and Reggie Gallaspy Jr., also reached that mark. Hines ranked fourth in the ACC with 1,112 rushing yards in 2017 and led the ACC in all-purpose yards with 143.7 yards per game, ranking 12th nationally, was named first-team All-ACC, the first Pack running back to earn first-team honors since 2002, and was selected in the fourth round of the 2018 NFL Draft. In 2018, Gallaspy tied the NC State school record with 18 rushing touchdowns, a mark that ranked fifth nationally. His 19 total TDs was also a new single-season best mark at NC State. He ranked 15th in the NCAA overall with 114 points scored.

The 2014 Wolfpack posted the fourth-best rushing total in school history (2,659) and the best per game average since 1992, while the 2015 Wolfpack posted the fifth-best rushing total in school history with 2,627 yards.

Kitchings’ coaching career began at Furman, his alma mater, working as the tight ends coach and special teams coordinator from 2004-07. During his tenure, the Paladins went 10-3 and captured a conference title in 2004, and advanced to the NCAA I-AA national semifinals in 2005.

His next stop was in the SEC, working at Vanderbilt from 2008-10, including one season as the offensive coordinator. He was a key factor in the development of true freshman tailbacks Warren Norman and Zac Stacy, who ranked 1-2 on the team in rushing in 2009, with Norman producing one of the finest all-purpose campaigns ever by an SEC freshman.

He also spent one year (2011) at Air Force when the Falcons ranked third nationally in rushing averaging (314.8 yards per game) and in rushing touchdowns (43).

Kitchings was a standout receiver/return specialist at Furman. As a senior in 1999, he helped the Paladins to a Southern Conference title. He ranks among the school’s all-time leaders in receptions and returns, averaging 29.3 yards per kick return, the second-best mark in conference history, including a school-record four kick returns for touchdowns. He was a consensus all-Southern Conference selection as both a receiver and returner and earned All-America honors as a return specialist in 1999 after leading the NCAA I-AA division in return average.

The youngest inductee into the Furman Athletics Hall of Fame, Kitchings was selected by the Kansas City Chiefs in the 2000 NFL Draft, and spent four years on practice squads and rosters of NFL squads.

Kitchings, who earned a bachelor’s degree in health and exercise science from Furman in 2000, and his wife, Heather, have three children, Aiden, Ava and Austen.

THE KITCHINGS FILE



- Second season at Virginia
- Coached 8 seasons in ACC at NC State
- All-American returner at Furman (1999)
- Youngest inductee into Furman Athletics Hall of Fame
- Coached with Tony Elliott in 2008 at Furman

@coachdeskitch

PERSONAL

Hometown: Wagoner, S.C.

Family: Wife, Heather; children, Aiden Ava & Austin

EDUCATION

High School: Wagoner-Salley High School, 1996

College: Furman, 2000

PLAYING EXPERIENCE

- Furman (1996-99)
- Drafted in the 7th round of the 2000 NFL Draft by the Kansas City Chiefs
- Rostered by Chiefs (2000), Jets (2001), Colts (2002), Rams (2003)

COACHING EXPERIENCE

- **2004-07** – Furman (TE & Special Teams coordinator)
- **2008-09** – Vanderbilt (RB & Special Teams Coordinator)
- **2010** – Vanderbilt (co-Offensive Coordinator & RB)
- **2011** – Air Force (Running Backs)
- **2012** – NC State (RB & TE)
- **2013-15** – NC State (Running Backs)
- **2016-18** – NC State (Asst. Head Coach & RB)
- **2019** – NC State (co-Offensive Coordinator & RB)
- **2020** – South Carolina (Running Backs)
- **2021** – Atlanta Falcons (Running Backs)
- **2022-pres.** - Virginia (Offensive Coordinator/TE)

POSTSEASON EXPERIENCE

- FCS Playoffs Quarterfinals (1996) - *player*
- FCS Players First Round (1999) - *player*
- FCS Playoffs Quarterfinals (2004)
- FCS Playoffs Semifinals (2005)
- FCS Playoffs First Round (2006)
- Music City Bowl (2008)
- Military Bowl (2011)
- Music City Bowl (2012)
- St. Petersburg Bowl (2014)
- Belk Bowl (2015)
- Independence Bowl (2016)
- Sun Bowl (2017)
- Gator Bowl (2018)
- Orange Bowl (2019)

FORMER PROMINENT PLAYERS COACHED

- Matthew Dayes (NC State)
- Nyheim Hines (NC State)
- Reggie Gallaspy (NC State)
- Warren Norman (Vanderbilt)
- Zac Stacy (Vanderbilt)
- Kevin Harris (South Carolina)



DEFENSIVE COORDINATOR/DEFENSIVE BACKS

JOHN RUDZINSKI

John Rudzinski is in his second year on the Virginia staff as the program's defensive coordinator. He also assists in coaching the Cavalier defensive backs.

The UVA defense showed considerable improvement in 2022. The unit ranked No. 3 in the ACC in pass defense, No. 5 in average sacks per game and No. 5 in passing efficiency. Against Georgia Tech, the defense racked up eight sacks, the second-highest single-game total in program history. In that same contest, UVA held the Yellow Jackets below double figures in scoring for just the second time in the previous 44 meetings between the teams. Georgia Tech's 202 yards of total offense was the fewest allowed to an FBS/ACC opponent since the 2013 season.

In 2021, Air Force went 10-3 and defeated Louisville 31-28 in the SERVPRO First Responders Bowl. It marked the second time in a three-year span the Falcons had achieved 10 victories. Air Force shared the Mountain West Conference's Mountain Division title with a 6-2 league mark.

The Falcons finished the 2021 campaign fourth in the nation in total defense, allowing just 296.5 yards per game. The team was ninth in rushing defense (102.2 ypg.), 16th in scoring defense (19.8 ppg.) 19th in passing yards allowed (194.4 ypg.) and 28th in sacks with a total of 37, the most since the 2015 season.

Rudzinski's 2020 defense was among the top units in program history, finishing third nationally in scoring defense with a 15.0 average. The 15.0 mark was the best at the Academy since 1997. The team also ranked fifth nationally in passing yards allowed (166.8) and fourth in redzone defense (.692).

The 2019 defense ranked 17th in the FBS in total defense (319.6 yards per game) and 20th in scoring defense (19.8). The Falcons were also seventh in the FBS in rushing defense (100.5) last year. Air Force allowed a school-record 100.5 yards rushing in 2019, breaking the old mark of 109 set in 1985. Opponents were held under 100 yards rushing nine times. Air Force allowed just 319.6 total yards and 19.8 points per game while ranking among the top 10 in red zone defense.

Leading the secondary, the defense was among the conference's elite. Air Force finished 22nd in the country in interceptions in 2016. He was vital in the development of All-American safety Weston Steelhammer, who finished as the career leader in interceptions with 18. Steelhammer ranks second in Mountain West history in career interceptions. Air Force's defense was vastly improved under his leadership. The squad was second in the MW in rushing defense (116.9), sixth in scoring defense (25.8) and fourth in total defense (360.9).

The 2015 group had two first-team all-conference honorees in Steelhammer and cornerback Roland Ladipo. The secondary also boasted three of the top four tacklers in 2015. In 2014, Steelhammer earned first-team all-conference honors, his first of a school-record three selections to the conference's first team. Safety Christian Spears was also among the team leaders in tackles with 81.

As recruiting coordinator from 2012-2014, Rudzinski managed the national academic and athletic evaluation of high school prospects. Those recruiting classes would produce 28 wins, two bowl championships and two Commander-in-Chief Trophy wins over a three-year period (2014-2016).

Rudzinski's first two years back on staff, the Falcons won back-to-back Commander-in-Chief's Trophy in 2010-11. In 2011, he assisted the defense to finish first in the conference in passing defense with a 166.8 average. In 2010, the Falcon defense was even better, ranking second nationally by allowing just 147.8 passing yards per game. The defensive success aided Air Force to a 9-4 record, capped by a victory over Georgia Tech in the Independence Bowl.

Rudzinski began his coaching career in 2005 as a graduate assistant at the Academy, serving for two years under the leadership of College Football Hall of Famer Fisher DeBerry. Learning under the tutelage of defensive coordinator Richard Bell, Rudzinski helped develop future all-conference performers Drew Fowler and John Rabold.

Transitioning to Charleston Air Force Base, S.C., Rudzinski served as maintenance operations officer from 2007-10, leading 250 airmen. He was responsible for the people, products and processes for the multi-billion dollar C-17 aircraft maintenance effort. Throughout his time in Charleston, he coached at First Baptist High School as a defensive assistant.

Rudzinski is a 2001 high school graduate from Notre Dame Academy in Green Bay, Wisconsin. A three-year letterman at the Air Force Academy, he led the team in tackles over this span. A two-time captain, Rudzinski was named the team's most valuable player and was honored with Air Force's Brian Bullard Award, which is the program's highest honor. An honorable mention all-Mountain West selection as a senior, Rudzinski was selected to play in the East-West Shrine Game.

Rudzinski graduated from the Academy in 2005 as a distinguished graduate and a member of Superintendent's List. He was also honored as outstanding cadet in management. Rudzinski has since earned his master's degree in business administration from the University of Colorado.

He and his wife, Lauren, have five children, Elin, Luke, Malin, Paul and Beau.

THE RUDZINSKI FILE



- Second season at Virginia
- Air Force Academy graduate, maintenance operations officer from 2007-10 at Charleston Air Force Base
- 2021 Air Force defense ranked 4th nationally in ypg
- Earned Air Force's highest honor as a player, Brian Bullard Award
- @Coach_Rud

PERSONAL

Hometown: Green Bay, Wis.
Family: Wife, Lauren; five children, Elin, Luke, Malin, Paul & Beau

EDUCATION

High School: Notre Dame Academy, 2001
College: Air Force, 2005
Graduate School: Colorado

PLAYING EXPERIENCE

- Air Force (2002-05)

COACHING EXPERIENCE

- 2005-06 – Air Force (graduate assistant)
- 2007-10 – First Baptist HS (defensive assistant)
- 2010-11 – Air Force (defensive assistant)
- 2012-14 – Air Force (recruiting coordinator)
- 2015-17 – Air Force (defensive backs)
- 2018-21 – Air Force (defensive coordinator)
- 2022-pres. – Virginia (defensive coordinator)

POSTSEASON EXPERIENCE

- San Francisco Bowl (2002) - player
- Independence Bowl (2010)
- Military Bowl (2011)
- Armed Forces Bowl (2012)
- Famous Idaho Potato Bowl (2014)
- Armed Forces Bowl (2015)
- Arizona Bowl (2016)
- Cheez-it Bowl (2019)
- First Responder Bowl (2021)

FORMER PROMINENT PLAYERS COACHED

- Drew Fowler (Air Force)
- John Rabold (Air Force)
- Weston Steelhammer (Air Force)
- Roland Ladipo (Air Force)
- Christian Spears (Air Force)

WIDE RECEIVERS

ADAM MIMS

Adam Mims was elevated to an assistant coach for wide receivers prior to the 2023 season after serving as a senior offensive analyst in 2022. He came to UVA after spending the previous three seasons as an assistant coach at UT-Chattanooga where he coached wide receivers. He mentored a pair of all-conference receivers in Reginald Henderson (2020-2021) and Bryce Nunnelly (2019) with the Mocs.

Mims also coached wide receivers at Tennessee Tech in 2018 and was the receivers coach and passing game coordinator at Presbyterian from 2016-2017. Wideout DaShawn Davis was honored with all-conference honors both of his seasons with the Blue Hose.

During the 2015 campaign, Mims worked as an offensive analyst at Samford. That season, the Bulldogs finished third in the nation in passing and seventh in total offense while boasting the top team completion percentage.

He was a three-time All-SoCon selection as a return specialist and wide receiver for Furman. He ended his collegiate career as the Paladins' career record holder in receptions (198) and receiving yards (2,433) along with holding the school's single-season mark for receptions (74). He scored 13 touchdowns, averaging 13.3 yards per catch while starting 25 of 48 career contests. Mims signed free agent contracts with the Pittsburgh Steelers (2011) and Montreal Alouettes (2012) during his professional career.

A native of Birmingham, Ala., Mims graduated from Furman in 2011 with a degree in health and exercise science.

THE MIMS FILE



- 2nd Season at Virginia, first as wide receivers coach

- Part of Bill Walsh Diversity Coaching Fellowship in 2022

- Furman's career (198) and single season (76) reception leader. His 2,433 career receiving yards are the most in school history.

@Coach_Mims2

PERSONAL

Hometown: Birmingham, Ala.

EDUCATION

High School: Spain Park HS, Birmingham, Ala., 2008

College: Furman, 2011

PLAYING EXPERIENCE

- Furman (2008-11)
- Pittsburgh Steelers (2011)
- Montreal Alouettes (2012)

COACHING EXPERIENCE

- 2015 – Samford (Offensive Analyst)
- 2016-17 – Presbyterian (WR/Pass Game Coord.)
- 2018 – Tennessee Tech (Wide Receivers)
- 2019-21 – UT-Chattanooga (Wide Receivers)
- 2022 – Virginia (Senior Offensive Analyst)
- 2023 – Virginia (Wide Receivers)

FORMER PROMINENT PLAYERS COACHED

- DaShawn Davis (Presbyterian)



DEFENSIVE TACKLES

KEVIN DOWNING

Kevin Downing is in his second season at Virginia as the defensive tackles coach.

In 2021, Downing completed his third season as an assistant coach at Navy, where he oversaw the defensive ends and raider (outside linebacker) positions in the Midshipmen multiple 4-2-5 defensive scheme.

Navy was 4-8 in 2021 including a 17-13 victory against Army where the Cadets were held to a season low for points. The Navy defense limited Army to 232 yards of total offense and just 124 rushing yards, almost 180 yards below its season average and the Cadets' lowest total of the season.

In 2020, after a slow start, the Navy defense finished the year with a flurry, holding Memphis (205 yards), Tulsa (296) and Army (162) to under 300 yards of total offense. It was the first time a Navy defense had achieved that feat since 1997 when the Mids did it in seven-consecutive games.

In 2019, Navy had one of the greatest seasons in school history, winning a school-record tying 11 games against just two losses, winning the Commander-In-Chief's Trophy, sharing the American Athletic Conference West Division title with Memphis and winning the prestigious Liberty Bowl. The Mids' eight-game improvement from 2018 was the second-biggest turnaround in FBS history.

The Mids finished the 2019 campaign ranked 20th in both the Associated Press and USA Today Coaches Polls. It marked just the second time in the last 56 years that Navy finished in the AP Top 20 (18th in 2015).

A big part of that turnaround was the massive improvement Navy showed on the defensive side of the football as the Mids improved in every major category.

Navy finished the 2019 campaign ranked 20th in third down defense (121st in 2018), 10th in rushing defense (90th in 2018), 39th in passing defense (75th in 2018), 16th in total defense (86th in 2018), 34th in scoring defense (103rd in 2018), 68th in pass efficiency defense (117th in 2018), 55th in sacks (129th in 2018) and 53rd in tackles for a loss (129th in 2018).

The Mids finished 10th in the nation against the run, giving up just 105.8 yards per game, despite facing the No. 2, No. 3 and No. 11 rushing offenses in the country. The Mids forced the opposing offense off the field in three plays or less in 36 percent of its drives, which was the 10th best average in the country. The Navy defense gave up just 15.2 first downs per game, which was tied for third best in the country.

Prior to his arrival in Annapolis, Downing coached for five seasons as defensive ends coach at Kennesaw State, where he mentored a pair of All-Big South selections in Desmond Johnson and Tonarius Portress. Those two ends combined to record 13 sacks and 33.5 tackles for a loss during the 2016 and 2017 seasons.

Downing previously worked at Elon (2010-13) after spending four years (2006-09) as recruiting coordinator and defensive backs coach at Winston-Salem State.

Downing coached the defensive ends (2010) and wide receivers (2011-13) at Elon. While serving as Elon's wide receivers coach, Downing helped guide one of the top FCS talents in Aaron Mellette. In 2011, Mellette set an Elon and Southern Conference record with 1,639 receiving yards and led all of the FCS in both receptions per game (10.27) and receiving yards per game (149.00) on his way to being named to seven All-America squads and finishing fifth in the voting for the 2010 Walter Payton Award, the top individual honor at the FCS level. Phoenix receivers averaged 281.45 yards per game in 2011.

Downing helped Mellette again lead the Southern Conference in receiving in 2012 as the senior caught 97 passes for 1,398 yards and 18 touchdowns. He was named to numerous All-America squads and placed eighth in the voting for the Walter Payton Award. Mellette became Elon's first representative in the prestigious Senior Bowl and was a seventh-round pick by the Baltimore Ravens in 2013.

Downing is a 2004 graduate of North Carolina Central where he played football in 2001 and 2002. During the 2001 campaign, Downing played a key role in helping the Eagles' defense become the top-rated unit at the NCAA Division II level. He earned a bachelor's degree in health and physical education in 2004.

Downing and his wife, Nia, have three children, Kevin Jr., Kailey and Kaiden.

THE DOWNING FILE



- Second season at Virginia
- Part of one of Navy's best seasons in program history (2019)
- Spent a combined eight seasons coaching in home state of North Carolina

@coachdowning1

PERSONAL

Hometown: Edenton, N.C.
Family: Wife, Nia; three children, Kevin Jr., Kailey and Kaiden.

EDUCATION

High School: John A. Holmes, Edenton, N.C., 2001
College: North Carolina Central, 2004

COACHING EXPERIENCE

- 2006-09 – Winston-Salem State (recruiting coord.)
- 2010 – Elon (defensive ends)
- 2011-13 – Elon (wide receivers)
- 2014-18 – Kennesaw State (defensive ends)
- 2019-21 – Navy (defensive ends/Raider (outside LB))
- 2022-pres. – Virginia (defensive tackles)

POSTSEASON EXPERIENCE

- FCS Quarterfinals (2017)
- FCS Quarterfinals (2018)
- Liberty Bowl (2019)

FORMER PROMINENT PLAYERS COACHED

- Aaron Mellette (Elon)
- Desmond Johnson (Kennesaw State)
- Tonarius Portress (Kennesaw State)

DEFENSIVE PASSING GAME COORDINATOR / DEFENSIVE BACKS

CUROME COX

Curome Cox is in his second season as the Cavaliers' defensive backs coach and defensive passing game coordinator. He spent the 2020 and 2021 seasons as the defensive backs coach at Air Force.

In 2021, Air Force went 10-3 and defeated Louisville 31-28 in the SERVPRO First Responders Bowl. Air Force shared the Mountain West Conference's Mountain Division title with a 6-2 league mark.

The Falcons finished the 2021 campaign fourth in the nation in total defense, allowing just 296.5 yards per game, was ninth in rushing defense (102.2 ypg.) and was 19th in passing yards allowed (194.4 ypg.). Air Force's top three tacklers all came from Cox's secondary players. The trio of free safety Trey Taylor, defensive back Tre Bugg and strong safety Corvan Taylor accounted for 182 total tackles, six interceptions and 19 pass defenses.

In 2020, Cox's first season at the Academy, two of the team's top three tacklers came from the secondary. That defense ranked No. 3 nationally in scoring defense (15.0 ppg.) was No. 6 in total defense (303.3 ypg.), No. 5 in passing yards allowed (166.8 ypg.) and No. 4 in red zone defense (.692).

Cox coached four Falcons who received postseason all-star invitations, including Bugg who played in the 2022 Hula Bowl.

A standout defensive back at Maryland who went on to play 43 NFL games with the Denver Broncos and Houston Texans, Cox coached at Connecticut from 2017-18, where he also mentored the Huskies' defensive backs.

Cox coached both defensive backs and special teams at Coastal Carolina from 2013-2017, helping the program to Big South Conference championships in 2013 and 2014. In 2016, Coastal led all of the Football Championship Subdivision in interceptions.

Cox started his coaching career as a graduate assistant at Maryland for two years beginning in 2010. As a player, Cox was part of Terrapin squads that played in the 2002 Orange Bowl, 2003 Peach Bowl and 2004 Gator Bowl. In the Peach Bowl, he returned an interception 54 yards for a touchdown. Cox still ranks seventh on Maryland's all-time list for career interceptions with 10.

Cox played three NFL seasons. First signed by the Atlanta Falcons as an undrafted free agent in 2004, he was part of Broncos teams that won the 2005 AFC West Title and reached the 2006 AFC Championship Game. He started five games for the Broncos over those two seasons, recording two interceptions along with 46 tackles and five passes defended.

A standout special-teams player, he was a finalist for the 2006 AFC Special Teams Player of the Year Award. In 2007, he played in seven games with the Texans as part of one of the top kickoff return units in the league.

THE COX FILE



- Second season at Virginia
- Pronounced "curr-OHM"
- Worked with Defensive Coordinator John Rudzinski at Air Force
- Finalist for 2006 AFC Special Teams Player of the Year
- Played against Tony Elliott in college
- @CoachCCox

PERSONAL

Hometown: Washington, D.C.
Family: Wife, Rachel

EDUCATION

High School: Gonzaga HS, Washington, D.C., 1999
College: Maryland, 2004

PLAYING EXPERIENCE

- Maryland (1999-2003)
- Atlanta Falcons (2004)
- Denver Broncos (2005-07)
- Houston Texans (2007)
- New Orleans Saints (2008)

COACHING EXPERIENCE

- 2010-11 – Maryland (graduate assistant)
- 2013-16 – Coastal Carolina (def. backs/special teams)
- 2017-18 – Connecticut (defensive backs)
- 2019 – Albany (cornerbacks)
- 2020-21 – Air Force (defensive backs)
- 2022-pres. - Virginia (Passing Game Coordinator/DB)

POSTSEASON EXPERIENCE

- Orange Bowl (2002) - player
- Peach Bowl (2003) - player
- Gator Bowl (2004) - player
- AFC Championship Game (2006) - player
- Military Bowl (2010)
- First Responders Bowl (2021)

FORMER PROMINENT PLAYERS COACHED

- Trey Taylor (Air Force)
- Tre Bugg (Air Force)
- Corvan Taylor (Air Force)



QUARTERBACKS

TAYLOR LAMB

Taylor Lamb is in his second season on the Cavaliers' staff as the team's quarterbacks coach.

Prior to arriving at UVA, he spent the 2020 and 2021 seasons at Gardner-Webb where he coached the Bulldogs' quarterbacks both years and served as the team's offensive coordinator in 2021. Lamb previously served as a graduate assistant coach at South Carolina working with Gamecocks' offense for the 2018 and 2019 seasons.

A dual-threat quarterback, Lamb had an exceptional career as the signal caller at Appalachian State. He finished his college career ranked first in Mountaineers' history with 90 touchdown passes in 51 games (49 starts). He also ranked first in Sun Belt Conference history by the end of his time in Boone.

Lamb passed for nearly 10,000 yards (9,786), rushed for 2,008 yards and accounted for 113 total touchdowns. He finished his time at Appalachian State second to Armanti Edwards in the school's record books with 11,794 yards of total offense and 36 wins.

As a senior he was named Offensive MVP of the Dollar General Bowl. It was the third of three consecutive bowl wins for Lamb as the Mountaineers' quarterback.

Lamb was named Sun Belt Conference Freshman of the Year in 2014 after shattering several freshman passing records. He threw for 2,381 yards and 17 scores that season to start his career.

Lamb graduated from Appalachian State with a degree in physical education in December of 2017.

As a high school senior at Calhoun (Ga.) High, Lamb was named Georgia's Gatorade Player of the Year and was rated as a three-star prospect by 247Sports.com. A MaxPreps second-team small school All-America selection that season, Lamb passed for 3,498 yards and 26 touchdowns as a senior under his uncle Hal Lamb. While at Gardner-Webb, he served on the staff with his cousin, Tre Lamb, who was the Bulldogs' head coach.

Lamb's father, Bobby Lamb, coached at Furman from 1986 to 2010 (the last eight years as head coach) and was the first head coach at Mercer University in 2011. He was named the first coach at Anderson University (S.C.) in 2021 for a program that will field its inaugural team in 2024.

Lamb and his wife, Halie, have a son named Cooper.

THE LAMB FILE



- **Second season at Virginia**
 - **Dual-threat QB at Appalachian State where he threw for 9,786 yards, rushed for 2,008**
 - **36-13 record as starting QB at App. State**
 - **Son of current Anderson Univ. and former Furman and Mercer head coach Bobby Lamb.**
- @taylor_lamb11

PERSONAL

Hometown: Calhoun, Ga.
Family: Wife, Halie; son Cooper

EDUCATION

High School: Calhoun, Calhoun, Ga., 2013
College: Appalachian State, 2017

PLAYING EXPERIENCE

• Appalachian State (2013-17)

COACHING EXPERIENCE

- **2020** – Gardner-Webb (quarterbacks)
- **2021** – Gardner-Webb (off. coordinator/quarterbacks)
- **2022-pres.** – Virginia (quarterbacks)

POSTSEASON EXPERIENCE

- Camellia Bowl (2015) - *player*
- Camellia Bowl (2016) - *player (MVP)*
- Dollar General Bowl (2017) - *player (MVP)*

SPECIAL TEAMS COORDINATOR/RUNNING BACKS

KEITH GAITHER

Keith Gaither is in his second season at Virginia as the special teams coordinator and running backs coach.

He spent the 2020 and 2021 seasons as the wide receivers coach at Army for head coach Jeff Monken. He previously worked at West Point as the wide receivers coach for the 2015 and 2016 seasons. He spent the 2019 campaign at Western Michigan.

The 2021 Army squad defeated Missouri 24-22 to win the Lockheed Martin Armed Forces Bowl to finish the season 9-4. The 2020 Army squad went 9-3 and made an appearance in the AutoZone Liberty Bowl. Cadet receivers averaged 20.55 yards per reception this season in the team's run-oriented offense. Army's 11 touchdown receptions in 2021 was the most since the 2015 season.

Prior to Western Michigan, Gaither was the pass game coordinator and wide receivers coach at East Carolina (2017-18), where he was responsible for the instruction and teaching of all aspects of the wide receiver position in a multiple pro-style offense. In each of his two seasons, the Pirates produced a first-team all-conference wide receiver in Trevon Brown.

During his first stint at Army (2015-16), Gaither directed the Black Knights' receiving corps. His pass catchers stood fourth nationally in yards-per-reception with a 17.9 average in 2016 during Army's successful 8-5 campaign, which included a 21-17 win over Navy and a 38-31 overtime victory against North Texas in the Zaxby's Heart of Dallas Bowl.

In his first year at West Point, Gaither coached Edgar Poe and DeAndre Bell to notable performances. Poe produced a trio of 100-yard receiving games and caught six touchdown passes, which was the most by a Black Knight since 2007, while Bell turned in career highs in receptions and yards as a senior.

Prior to Army, Gaither was wide receivers coach at Ball State from 2011 to 2014 and helped guide the Cardinals to back-to-back bowl appearances in 2012 (Beef 'O' Brady's) and 2013 (GoDaddy.com).

While in Muncie, Gaither was responsible for a combined three All-Mid-American Conference first-team selections in 2012 and 2013, along with second-team and third-team All-MAC picks in 2014. One of his top pupils was current Carolina Panthers' wide receiver Willie Snead, who set BSU single-season receiving records in yardage (1,516), catches (106) and touchdowns (15) in 2013.

Gaither also impacted his players off the field as Briggs Orsbon earned Capital One Academic All-America honors in 2011, while Connor Ryan was a Capital One Academic All-District choice a year later. Orsbon completed his career as only the second receiver in Ball State history to record over 200 career catches.

Before coming to Ball State, Gaither had a two-year stint at his alma mater, Elon, in 2009 and 2010. He helped Terrell Hudgins establish 19 NCAA, Southern Conference and Phoenix records and to a runner-up finish in the voting for the 2009 Walter Payton Award, which formally recognizes the Football Championship Subdivision (FCS) Player-of-the-Year. Additionally, Gaither mentored All-American receiver and Baltimore Ravens draft pick Aaron Mellette while at Elon.

Gaither began his coaching career in 1997 as defensive backs coach at Greensboro (N.C.) College before moving to Tusculum (Tenn.) College for the 1998 and 1999 campaigns. Following a five-year run as an assistant at alma mater Thomasville (N.C.) High School, Gaither returned to the college ranks as Winston-Salem State's recruiting coordinator and defensive backs coach from 2005 to 2008.

A four-year starter and two-time all-region performer as a member of the Phoenix secondary, Gaither earned his bachelor's degree in sociology from Elon in 1997.

Gaither and his wife Holly have four children – Jonesha, Akeem, Madison and Hazel.

THE GAITHER FILE



- Second season at Virginia
- In his 28th year of coaching
- Two stints as Army wide receivers coach (2015-16 & 2020-21)
- Four-year starter as a defensive back at Elon

@Coach_Gaither

PERSONAL

Hometown: Thomasville, N.C.
Family: Wife, Holly; four children, Jonesha, Akeem, Madison, Hazel

EDUCATION

High School: Thomasville, 1993
College: Elon, 1997

PLAYING EXPERIENCE

• Elon (1993-97)

COACHING EXPERIENCE

- 1997 – Greensboro (defensive backs)
- 1998-99 – Tusculum (assistant)
- 2000-04 – Thomasville City Schools (assistant)
- 2005-08 – Winston-Salem State (recruiting coord. DB)
- 2009-10 – Elon (wide receivers)
- 2011-14 – Ball State (wide receivers)
- 2015-16 – Army (wide receivers)
- 2017-18 – East Carolina (passing game coord./WR)
- 2019 – Western Michigan (wide receivers)
- 2020-21 – Army (wide receivers)
- 2022-pres. – Virginia (special teams coord./RB)

POSTSEASON EXPERIENCE

- Beef 'O' Brady (2012)
- GoDaddy.com (2013)
- Heart of Dallas Bowl (2016)
- Liberty Bowl (2021)

FORMER PROMINENT PLAYERS COACHED

- Aaron Mellette (Elon)
- Briggs Orsbon (Ball State)
- Connor Ryan (Ball State)
- Edgar Poe (Army)
- DeAndrew Bell (Army)



DEFENSIVE ENDS

CHRIS SLADE

One of the most accomplished defensive players in Virginia football history, Chris Slade is in his second year on the Cavalier staff staff as the team's defensive ends coach. In 2022, he helped UVA rank No. 5 in the ACC in average sacks per game.

He spent the previous nine years (2013-21) as the head football coach at Pace Academy in Atlanta, Ga. During his career he produced a 59-42 record while playing primarily against higher classification schools. Slade led Pace to its first state championship (2A) title in 2015.

During his tenure the program produced 26 college players, two All-Americans, three future NFL players and made eight consecutive playoff appearances. In 2012 he joined the school as the assistant varsity football coach and an admissions associate.

Slade became the first UVA player to earn first-team All-America honors for two seasons (1991 and 1992). During his time as a Cavalier, he set the Virginia and Atlantic Coast Conference career record for quarterback sacks with 40. He served as a team captain during the 1992 campaign and was named the national defensive player of the year by the Football News that season. He was the defensive MVP of the 1990 Florida Citrus Bowl after posting a game-high 11 tackles. Slade completed his Cavalier career as the program's all-time leader in tackles for loss (56) and was fifth on UVA's all-time tackles list with 299.

Slade was a second-round draft pick (31st overall selection) by the New England Patriots in 1993. During his eight years (1993-2000) with the team, he was named to the NFL All-Rookie Team and was a three-time defensive player of the year. He served as a team captain and was recognized as a Pro Bowl selection and All-Pro after the 1997 season. Slade was named to the Patriots' 1990s All-Decade Team. He played his final professional season (2001) as a Carolina Panther. During his nine-year professional career, he appeared in a total of 142 games, totaling 664 tackles including 53.5 sacks and an additional 16 tackles for loss. He was a member of the Patriots team that played in Super Bowl XXXI.

As a freshman in 1989, Slade starred on a Virginia team that won a school-record 10 games and shared the ACC title. He finished sixth on the team in tackles (52) and second in sacks (four). During his sophomore season, Slade had seven sacks and 13 tackles for loss to earn first-team All-ACC accolades. That season the Cavaliers achieved the No. 1 ranking in the Associated Press poll for three consecutive weeks.

As a junior in 1991, he posted a career-high 99 tackles and led a Virginia defense that ranked fourth in the nation in scoring defense (10.8) and sixth in pass efficiency defense (91.1 rating). That season Slade broke the Virginia single-season record for sacks (14) and tackles for loss (21) and was named second-team All-ACC and was named a first-team All-American by College & Pro Football Newsweekly, second team All-America by The Football News, and third team All-America by the Associated Press.

As a senior tri-captain in 1992, Slade broke his own school record for sacks (15) while also leading the team in tackles for loss (20). He tied for third on the team in tackles (74) and shared the team lead in pass break-ups (11). Slade earned first-team All-ACC honors and was a first team All-America selection by AP, United Press International, Football News, The Sporting News, the Football Writers Association of America, and the Walter Camp Foundation. The consensus All-American also was selected second-team All-America by College and Pro Football Newsweekly.

Slade was selected to the ACC's 50th Anniversary Team in 2002 and was a member of the 2011 ACC Football Legends Class. The athletics department retired Slade's jersey (85) following his senior season.

A native of Newport News, Va., Slade played at Tabb High School where he excelled in football, basketball and track. Along with his cousin, Terry Kirby, he helped to lead Tabb to the 1987 Group AA state football title. He was the All-State Virginia High School Defensive Player of the Year and a member of USA Today's second team All-USA. As a prep basketball standout, Slade was the first basketball player in the York River District history to score more than 1,000 points and grab more than 1,000 rebounds.

Slade was inducted into the Athletic Hall of Fame of The Lower Virginia Peninsula in 2005, the Virginia High School Hall of Fame in 2007 and the Virginia Hampton Roads African American Sports Hall of Fame in 2011.

He was a member of the Virginia Sports Radio Network from 2009-11, serving as a sideline reporter for Cavalier football games. Slade earned his undergraduate degree in sociology from Virginia in 2013.

THE SLADE FILE



- Second season at Virginia
- Returns to his alma mater after 10 years at the prep level (Pace Academy)
- UVA retired his No. 85 after his senior season
- Played 142 games over nine-year NFL career

@CoachChrisSlade

PERSONAL

Hometown: Newport News, Va.
Family: Two children

EDUCATION

High School: Tapp HS, Yorktown, Va., 2003
College: Virginia, 2013

PLAYING EXPERIENCE

- Virginia (1989-1992)
- New England Patriots (1993-2000)
- Carolina Panthers (2001)

COACHING EXPERIENCE

- 2012 – Pace Academy (assistant/admissions associate)
- 2013-21 – Pace Academy (Head Coach)
- 2022-pres. – Virginia (defensive ends)

POSTSEASON EXPERIENCE

- Las Vegas Bowl (2008) - player
- Las Vegas Bowl (2009) - player
- New Mexico Bowl (2010) - player

FORMER PROMINENT PLAYERS COACHED

- Andrew Thomas (Pace Academy)
- Samuel Sloman (Pace Academy)
- Deon Jackson (Pace Academy)

LINEBACKERS

CLINT SINTIM

Clint Sintim is in his fourth year as a defensive coach after returning to his alma mater in 2020. In 2022, under new head coach Tony Elliott, Sintim switched from coaching the defensive line to be the team's linebackers coach.

Sintim's front line in 2020 helped the Cavaliers finish No. 11 in the nation with 3.2 sacks per game. UVA's 32 sacks rank No. 6 all-time on UVA's single-season list as 9.5 of those sacks were registered by defensive linemen.

Sintim returned to UVA after spending the previous three seasons as the linebackers/defensive ends coach for Danny Rocco at Delaware. Prior to that, he coached for Rocco at Richmond in the same capacity during the 2015 and 2016 seasons. Rocco is a former UVA assistant coach.

Sintim, a native of Woodbridge, was a four-year letter-winner at Virginia and served as a team captain as a senior in 2008. He was a second-team All-ACC selection and received All-America honors from Phil Steele and Pro Football Weekly that season. He finished his UVA career with 245 tackles, including 29 sacks and 46 tackles for loss, while playing in 49 games. His sack total ranks as the second highest in UVA history, and his tackles for loss number is tied for the third most by a Cavalier.

In 2005, Sintim picked up freshman All-American honors by the Sporting News (third team) and was also named to that organization's ACC All-Freshman team. He received UVA's Bill Dudley award as the program's most outstanding first-year player. Sintim led the nation's linebackers in sacks as both a junior and senior, accumulating nine in each season.

After playing in the 2009 Senior Bowl, Sintim was a second-round NFL Draft selection by the New York Giants. He played in both the 2009 and 2010 seasons before a knee injury sidelined him for the 2011 and 2012 campaigns. He announced his retirement as a player in 2013. Sintim's NFL career included a Super Bowl (XLVI) championship (2011 season) when the Giants defeated the New England Patriots 21-17 in Indianapolis.

After his NFL playing career, Sintim spent the 2014 season with the West Alabama Tigers as the outside linebackers coach and assisted with the special teams as part of the NFL Players Association Coaching Internship Program. Prior to the 2016 season, Sintim took part in the NFL Minority Internship Program and worked with the Washington Redskins during their preseason camp.

In each of Sintim's two seasons at Richmond, the Spiders advanced to the NCAA playoffs. They reached the national semifinals in 2015 and the quarterfinals in 2016. Each of those UR teams finished with 10 wins.

At Delaware, Sintim helped the 2018 team return to the FCS Playoffs for the first time since the 2010 season. He also helped the Blue Hens land their best recruiting class in the program's history in 2020. It was Delaware's second consecutive top-10 FCS class, according to HERO Sports.

An all-state performer at Gar-Field High School, Sintim earned his degree in anthropology from Virginia in 2009. He and his wife, Angie, have two children, Aniyah and Amari.

THE SINTIM FILE



- *Fourth Season at Virginia*
 - *No. 2 all-time at UVA with 29 career sacks*
 - *Member of the Giants Super Bowl XLVI championship*
 - *Spent four seasons in the NFL*
- @CoachSintim

PERSONAL

Hometown: Woodbridge, Va.
Family: Wife, Angie; daughter Aniyah

EDUCATION

High School: Gar-Field HS, Woodbridge, Va., 2004
College: Virginia, 2009

PLAYING EXPERIENCE

- Virginia (2005-08)
- New York Giants (2009-12)

COACHING EXPERIENCE

- **2013** – West Alabama (OLBs/special teams)
- **2014** – Virginia (offensive graduate assistant)
- **2015-16** – Richmond (outside linebackers)
- **2017** – Delaware (outside linebackers)
- **2018-19** – Delaware (co-special teams coordinator/OLBs)
- **2020-21** – Virginia (defensive line)
- **2022-pres.** - Virginia (linebackers)

POSTSEASON EXPERIENCE

- Music City Bowl (2005) - *player*
- Gator Bowl (2008) - *player*
- Super Bowl XLVI (2012) - *player*
- FCS Playoffs Semifinals (2015)
- FCS Playoffs Quarterfinals (2016)
- FCS Playoffs First Round (2018)

FORMER PROMINENT PLAYERS COACHED

- Troy Reeder (Delaware)



OFFENSIVE LINE

TERRY HEFFERNAN

Terry Heffernan joined the Cavalier coaching staff in January of 2023 as the offensive line coach. Prior to coming to Virginia, he spent two seasons (2021-22) as the offensive line coach at Stanford for head coach David Shaw.

Before coaching on The Farm, Heffernan spent two years with the Buffalo Bills, helping them to the AFC Championship Game during the 2020 season. In total, he has five years of NFL coaching experience, having spent three seasons (2013-15) with the Detroit Lions.

Heffernan also brings 14 years of collegiate coaching experience to UVA. In addition to his time at Stanford, he served as Eastern Kentucky's assistant head coach and offensive line coach in 2016-17, before a promotion to associate head coach and offensive line coach in 2018.

Prior to his time with the NFL's Lions, Heffernan spent six seasons at Wayne State. The first five he was the offensive line coach before moving to offensive coordinator in 2012.

Before his time at Wayne State, he served as a graduate assistant coach at both Louisville (2004-05) and Michigan (2005-07).

Heffernan graduated from Dayton with a degree in communications in 2003 and was a four-year football student-athlete.

He and his wife, Jamie, have two sons, Connor and Casey, and a daughter, Regan.

THE HEFFERNAN FILE



• *Seventh season at Virginia, longest tenured coach on the current staff*

• *Last name is pronounced: TOO-jay*

• *Was a starting offensive lineman at BYU during Ty Detmer's Heisman Trophy season in 1990*

• *Owns six years of head coaching experience at the College of the Canyons*

@Coach_TerryHeff

PERSONAL

Hometown: Arlington Heights, Ill.

Family: Wife, Jamie; two sons, Connor and Casey; one daughter, Regan

EDUCATION

High School: Amador Valley HS, Pleasanton, Calif., 1987

College: Dayton, 2003

PLAYING EXPERIENCE

• Dayton (2000-03)

COACHING EXPERIENCE

- **2004-05** – Louisville (Graduate Assistant)
- **2005-07** – Michigan (Graduate Assistant)
- **2007-11** – Wayne State (Offensive Line)
- **2012** – Wayne State (Offensive Coord/OL QC)
- **2013-15** – Detroit Lions (Asst. Offensive Line/Off. QC)
- **2016-17** – Eastern Kentucky (Asst. HC/OL)
- **2018** – Eastern Kentucky (Assoc. Head Coach/OL)
- **2019-20** – Buffalo Bills (Asst. Offensive Line)
- **2021-22** – Stanford (Offensive Line)

POSTSEASON EXPERIENCE

- Liberty Bowl (2004)
- Alamo Bowl (2005)
- Rose Bowl (2006)
- Capital One Bowl (2007)
- D-II National Championship Game (2011)
- NFL Wild Card Round (2014)
- NFL Wild Card Round (2019)
- AFC Championship Game (2020)

JONATHAN CELESTIN

GRADUATE ASSISTANT



Jonathan Celestin enters his first season as a defensive graduate assistant with the Virginia program in 2023. He worked as a defensive graduate assistant at Wyoming for the 2022 season.

Celestin played his college football at Minnesota, where he was a linebacker for the Gophers from 2014-17. He was selected as the Gophers' Linebacker of the Year in 2016. In his senior season of 2017, Celestin was named a team captain and went on to be named his team's Defensive Most Valuable Player. He was also one of the recipients of a 2017 Big Ten Sportsmanship Award. Celestin was part of Minnesota teams that played in the 2014 Citrus Bowl, won the 2015 Quick Lane Bowl and won the 2016 Holiday Bowl.

Celestin's NFL career included time with the Atlanta Falcons, Los Angeles Chargers, New York Jets and Carolina Panthers between 2018-21. He also played for the XFL's D.C. Defenders in the 2020 spring season.

He served as a graduate assistant strength and conditioning coach at the University of Minnesota in the summer of 2021.

Prior to joining the Wyoming staff, Celestin also spent time as a special education paraprofessional at Eden Prairie High School in Eden Prairie, Minn., starting in September of 2020. He served as an outside linebacker coach for the Eden Prairie High football team, was an assistant coach for the high school basketball team at Eden Prairie and was the head coach for the junior varsity basketball team.

Celestin earned his bachelor's degree in kinesiology from Minnesota in 2018.

COY DEWEESE

GRADUATE ASSISTANT



Coy DeWeese enters his second season as a graduate assistant at Virginia.

He spent the previous three seasons as an assistant at his alma mater, Carson-Newman University. He worked as a defensive ends coach his first two years before transitioning to the whole defensive line following Dan Redding's retirement. DeWeese played four years at Carson-Newman University, three of those years was under the leadership of the legendary Ken Sparks and one year under Mike Turner.


In his first year at Carson-Newman as a coach in 2019, DeWeese mentored Trayzel Jureidini-Wyche, Wycleff Phanor and Nick Owens. Jureidini-Wyche earned National Player of the Week honor following a 5.5-sack performance in the Eagles' regular season finale against Tusculum.

Prior to joining the staff at Carson-Newman, DeWeese coached defensive line at Limestone College in Gaffney, South Carolina.

He received his diploma from Carson-Newman University with a Bachelors of Science in Exercise Science in 2018. After graduating, DeWeese worked youth camps while also being the Director of Strength and Conditioning at Spectrum Sports Academy in Roanoke, Virginia.

HARRISON FROST

GRADUATE ASSISTANT



Harrison Frost joined the Virginia staff as a graduate assistant in July 2023.

A quarterback at West Georgia for his last two collegiate seasons, he started 22 times as a junior and senior. He threw for 3,112 yards in 2022, including a school record of 503 vs. Delta State. His total passing yards that season ranked second only to his school-record total of 3,618 he set as a junior.

Frost threw for a school-record tying 25 touchdowns as both a junior and senior.

As a senior he was a second team All-Gulf South Conference selection, second team All-Super Region 2, Super Region 2 Finalist for the Harlon Hill Trophy and selected Academic All-District by the College Sports Communicators.

Frost started his collegiate career at Mercer University, where he red-shirted the 2017 season. He appeared in 27 games over the next three seasons for the Bears, completing 87 of 169 passes for 1,047 yards and nine scores.

He signed with the XFL's Seattle Sea Dragons in January of 2023 following his graduation from West Georgia.

Frost attended Harrison High School in his hometown of Kennesaw, Ga.

MAVERICK MORRIS

GRADUATE ASSISTANT



Maverick Morris, a former offensive lineman at Clemson, reunited with head coach Tony Elliott in January of 2023 to serve as a graduate assistant with the football program. He came to UVA after coaching the offensive line at ULM for two seasons under former Clemson assistant, Terry Bowden.

During Morris' three-year tenure at Clemson, the Tigers produced a combined record of 39-3 (.929), including a 24-1 ledger (.960) in league games, three-straight ACC titles and three consecutive appearances in the College Football Playoff. In 2018, Clemson went a perfect 15-0, 8-0 in ACC play, and won the National Championship with wins over Notre Dame (30-3) and Alabama (44-16) in the playoffs.

Morris spent the last three years working under Clemson offensive line coach Robbie Caldwell, who has seen every starting O-lineman earn All-ACC honors from 2018-20.

A four-year letterman from 2014-17, Morris played a key role in helping the Tigers finish with an ACC-record 50 wins, three ACC Championships and three CFP appearances, including the 2016 National Championship. As a senior in 2017, he was selected as a team co-captain. Morris appeared in 48 career games and played more than 1,200 snaps. He was named co-winner of Clemson's 12th-Man Award on offense in 2016.

A native of Broxton, Georgia, Morris earned his bachelor's degree in parks, recreation and tourism management from Clemson in May 2017. He added a master's degree in athletic leadership from Clemson in December 2019.

Morris and his wife, Madison, live in Charlottesville.



ADAM SMOTHERMAN

HEAD STRENGTH AND CONDITIONING COACH

Adam Smotherman joined the Virginia staff in December 2021 as the head strength and conditioning coach.

Smotherman came to UVA after spending nine seasons on the Clemson football strength and conditioning staff. His tenure at Clemson included nine seasons (2013-21) as a full-time coach and one year (2011-12) as a graduate assistant. Smotherman previously worked as the assistant director of strength and conditioning at Furman from 2012-13. He interned in the weight room at his alma mater, Vanderbilt, in 2011.

A native of Smyrna, Tenn., Smotherman is Strength and Conditioning Coach Certified (SCCC) by the CSCCA, a Certified Strength and Conditioning Specialist (CSCS) by the NSCA, a Level 1 Sports Performance Coach (SPC) certified through USA Weightlifting, and a Specialist in Sports Nutrition (SSN) certified by the International Sports Sciences Association (ISSA).

Smotherman was a four-year letterman and multi-year starter at defensive tackle at Vanderbilt. He earned the team's Ironman Lineman Award three times, the Lifter of the Year Award two times, the Dedication Award, and was elected team co-captain his senior year. A graduate of Smyrna (Tenn.) High School, he won the Tennessee 5A Mr. Football Lineman of the Year Award as a senior. In 1019 he was inducted into Smyrna High School's hall of fame.

Smotherman earned a bachelor's degree in secondary education and history from Vanderbilt and a master's degree in youth development leadership from Clemson. He is married to the former Lindsey Whitworth of Columbia, S.C. The couple has a son, Jack, and a daughter, Caroline.

JOE SPAZIANI

ANALYST - SPECIAL PROJECTS

Joe Spaziani joined the Virginia staff as a graduate assistant in January 2020. After working for two seasons with the offensive line, he now works primarily with the quarterbacks.

Spaziani returned to his alma mater after spending the 2019 season as a long snapper in the CFL with the Toronto Argonauts. The Hingham, Massachusetts, native began his career as a quarterback for the Cavaliers before appearing in 30 career games as a long snapper. He made three career tackles on punt covers and forced one fumble. He appeared in the the Military Bowl and the Belk Bowl for the Cavaliers.

Spaziani graduated from UVA in 2018 with a bachelor's degree in foreign affairs, followed by a master's degree in higher education from the School of Education and Human Development in 2019. He is currently a doctoral student in the School of Education and Human Development where his research is centered around football coach and instructor cadre expertise development. He resides in Charlottesville.



CORDAE HANKTON

OFFENSIVE ANALYST

Cordae Hankton joined the UVA staff in May of 2023 as an offensive analyst.

Hankton spent the 2022 season as running backs coach at Charlotte, and has previous Power Five experience in the job he holds now. In 2021, Hankton filled the role of offensive analyst at Texas and before launching into those full-time positions, Hankton was a defensive graduate assistant at Michigan State and an offensive graduate assistant at Colorado.

A native of Louisiana, Hankton coached in the high school ranks there for seven seasons ahead of jumping into college coaching. His older brother, Cortez Hankton, is the wide receivers coach and passing game coordinator at LSU and held that same title at Georgia while helping the Bulldogs to their first of two consecutive national championships.

DREW MEYER

FOOTBALL ANALYST FOR SPECIAL TEAMS

Drew Meyer is in his seventh season at Virginia and fourth as a football analyst for special teams. Meyer spent the 2017, 2018 and 2019 seasons as a graduate assistant at Virginia, working with the defense and special teams.

Meyer is a former All-Big Ten punter from Wisconsin, earning four letters for the Badgers. Punting for Wisconsin from 2012-15, Meyer left Madison with more punts (256) than anyone in program history. He left Wisconsin third on the team's career punting yardage list (10,125 yards) and eighth all-time in punt average (39.8 yards per punt). Meyer is also tied for the program record for games played with 54.

Meyer, a native of Hartland, Wis., is a 2016 graduate of Wisconsin with a degree in agricultural business management. He played high school football at Arrowhead High School. In 2016 Meyer started his coaching career at his alma mater, Arrowhead High School, working with special teams.



JOEY ORCK

OFFENSIVE ANALYST

Joey Orck joined the Virginia football program in January of 2022 as an offensive analyst. He spent the previous nine seasons as an assistant coach at Presbyterian, his alma mater. Most recently, he was the Blue Hose offensive coordinator and offensive line coach.



In the spring of 2021, Orck directed an offense that ranked 20th in the FCS ranks with 257.4 passing yards per game and was 22nd in FCS with 88 percent red zone efficiency. In 2018, Orck's first as the PC offensive coordinator saw the Blue Hose allow just five sacks, the second fewest in the Big South and the fewest allowed by PC in the Division I era.

Orck's offensive line in 2017 surrendered only 12 sacks, second-fewest in the Big South and the second-fewest allowed by PC in its D1 history.

In 2014, Orck helped PC to a 6-5 record, the program's first winning season since 2007 and its first-ever in the Big South. The Blue Hose earned ranked wins over No. 12 Furman and No. 22 Charleston Southern and the team's two road wins stand as the most since three in 2007. Under Orck, the offensive line only allowed seven sacks in all Big South games, third-fewest in the conference. The line also allowed PC to rush for 1,915 yards, third-most in the Big South.

Against FCS competition, PC finished with a 5-2 record and its only two losses came to FCS playoff teams Coastal Carolina and Liberty.

Before returning to Presbyterian, Orck worked for five years at Vanderbilt, serving as a graduate assistant coach during his final three seasons after working as an offensive quality control assistant from 2008 to 2010..

At Vanderbilt he assisted the offensive line coach in all practices, including instruction, position drills and meetings. Aside from his game-day responsibilities of identifying fronts, coverage and blitzes, he assisted heavily in the recruiting process in the Southeast and Midwest. As a quality control coach, Orck assisted with the special teams and was responsible for all offensive film breakdown and scouting.

Orck came to Vanderbilt after earning four letters as an offensive center at Presbyterian College. He also was a senior captain and helped the team win the South Atlantic Conference title and reach the NCAA D-II quarterfinals in 2005. In the spring of 2008, Orck worked as a student assistant at PC, assisting in all facets of spring practice.

Orck, who was he was an eight-time dean's list recipient, graduated cum laude from Presbyterian College in 2008 with a bachelor's in political science. He is currently pursuing a master's degree in Organizational Leadership from the Peabody College at Vanderbilt.

Orck is married to the former Susan King. They have two children - Mary Reaves and Haynes.

MARK SHERIDAN

SENIOR DEFENSIVE ANALYST

Sheridan is in his second season as a senior defensive analyst at Virginia.

He came to UVA after serving as the defensive coordinator at his alma mater Albion College from 2018-21. In his last three years at Albion, the Britons went 20-4 and won a pair of MIAA Championships (2020 & 2021).

Sheridan worked as a graduate assistant at Arkansas and Purdue prior to returning to Albion.

He was a four-year letterwinner at safety at Albion from 2010-13 and elected team captain by his teammates as a senior in 2013. Sheridan also helped Albion to MIAA conference championships in both 2011 and 2013. He stayed in Albion after graduation and coached the cornerbacks for the 2014 season.

A native of Ann Arbor, Michigan, Sheridan earned his bachelor's degree in exercise science from Albion in 2013.



C.J. STALKER

FOOTBALL ANALYST DEFENSE

C.J. Stalker is in his fifth season at Virginia and third as a football analyst. He spent his first season on staff in 2019 as a defensive graduate assistant.

Stalker is a three-year letterwinner at Virginia who appeared in 20 career games for the Cavaliers. He made a career-high three tackles in the 2017 Military Bowl.

Stalker collected 13 career tackles with a season-best eight in 2017. He spent all of the 2018 season on headset assisting by calling defensive plays in.

Stalker, a native of West Chester, Ohio, is a 2018 graduate of Virginia with a degree in foreign affairs. Stalker also earned a master's degree in higher education in 2019. He played high school football for Lakota West High School.





2022 SCHEDULE & RESULTS

RECORD:	OVERALL	HOME	AWAY	NEUTRAL
ALL GAMES	3-7-0	2-4-0	1-3-0	0-0-0
CONFERENCE	1-6-0	0-4-0	1-2-0	0-0-0
NON-CONFERENCE	2-2-0	2-1-0	0-1-0	0-0-0

Date	Opponent	Score	Result	Overall	Conference	Time	Attend
Sep. 3, 2022	Richmond	34-17	W	1-0	0-0	2:53	41,122
Sep. 10, 2022	at Illinois	3-24	L	1-1	0-0	3:42	33,669
Sep. 17, 2022	Old Dominion	16-14	W	2-1	0-0	3:27	40,556
Sep. 23, 2022	at Syracuse*	20-22	L	2-2	0-1	3:36	34,590
Oct. 1, 2022	at Duke*	17-30	L	2-3	0-2	3:05	15,152
Oct. 8, 2022	Louisville*	17-34	L	2-4	0-3	3:12	38,009
Oct. 20, 2022	at Georgia Tech*	16-9	W	3-4	1-3	3:43	29,362
Oct. 29, 2022	Miami (FL)*	12-14	L (40T)	3-5	1-4	3:30	43,714
Nov. 5, 2022	North Carolina*	28-31	L	3-6	1-5	3:16	44,156
Nov. 12, 2022	Pittsburgh*	7-37	L	3-7	1-6	3:07	36,529
Nov. 19, 2022	Coastal Carolina			Canceled			
Nov. 26, 2022	at Virginia Tech			Canceled			

* - ACC contest

INDIVIDUAL STATISTICS

RUSHING

	GP	ATT	GAIN	LOSS	NET	AVG	TD	LONG	AVG/G
Brennan Armstrong	10	123	611	240	371	3.0	6	64	37.1
Perris Jones	8	81	387	22	365	4.5	2	28	45.6
Mike Hollins	9	53	222	7	215	4.1	2	19	23.9
Xavier Brown	10	50	226	16	210	4.2	1	38	21.0
Ronnie Walker Jr.	3	10	40	0	40	4.0	1	8	13.3
Jay Woolfolk	4	2	32	0	32	16.0	0	31	8.0
Keytaon Thompson	8	4	25	0	25	6.3	1	10	3.1
Cody Brown	3	2	4	0	4	2.0	0	2	1.3
Steve Bracey	7	1	0	1	-1	-1.0	0	0	-0.1
Team	10	3	0	30	-30	-10.0	0	0	-3.0
Total	10	329	1547	316	1231	3.7	13	64	123.1
Opponents	10	407	1755	223	1532	3.8	12	59	153.2

RECEIVING

	G	NO.	YDS	AVG	TD	LONG	YPG
Keytaon Thompson	8	53	579	10.9	0	45	72.4
Dontayvion Wicks	8	30	430	14.3	2	44	53.8
Grant Misch	10	17	129	7.6	0	16	12.9
Billy Kemp	7	16	116	7.3	0	20	16.6
Lavel Davis Jr.	8	16	371	23.2	2	62	46.4
Sackett Wood Jr.	9	12	165	13.8	0	33	18.3
Xavier Brown	10	9	32	3.6	0	8	3.2
Mike Hollins	9	8	114	14.3	0	64	12.7
Sean Wilson	7	8	86	10.8	0	15	12.3
Perris Jones	8	6	43	7.2	2	11	5.4
Malachi Fields	1	5	58	11.6	1	15	58.0
Demick Starling	9	3	75	25.0	0	40	8.3
Luke Wentz	3	1	5	5.0	0	5	1.7
Ethan Davies	6	1	7	7.0	0	7	1.2
Total	10	185	2210	11.9	7	64	221.0
Opponents	10	191	2044	10.7	10	43	204.4

PASSING

	G	EFFIC	CMP-ATT-INT	PCT	YDS	TD	LNG	AVG/G
Brennan Armstrong	10	109.1	185-339-12	54.6	2210	7	64	221.0
Jay Woolfolk	4	0.0	0-2-0	0.0	0	0	0	0.0
Keytaon Thompson	8	0.0	0-1-0	0.0	0	0	0	0.0
Total	10	108.1	185-342-12	54.1	2210	7	64	221.0
Opponents	10	123.6	191-312-5	61.2	2044	10	43	240.2

TOTAL OFFENSE

	G	PLAYS	RUSH	PASS	TOTAL	AVG/G
Brennan Armstrong	10	462	371	2210	2581	258.1
Wayne Taulapapa	8	81	365	0	365	45.6
Jay Woolfolk	9	53	215	0	215	23.9
Keytaon Thompson	10	50	210	0	210	21.0
Devin Darrington	3	10	40	0	40	13.3
Mike Hollins	4	4	32	0	32	8.0
Jacob Rodriguez	8	5	25	0	25	3.1
Iraken Armstead	3	2	4	0	4	1.3
Ronnie Walker Jr.	7	1	-1	0	-1	-0.1
Team	10	0	-30	0	-30	-30.0
Total	10	671	1231	2210	3441	344.1
Opponents	10	719	1532	2044	3576	357.6

PUNTING

	NO.	YDS	AVG	LONG	TB	FC	I20	50+
Daniel Sparks	46	2113	45.9	63	5	9	12	14
Brendan Farrell	3	90	30.0	36	0	1	0	0
Brennan Armstrong	2	58	29.0	32	1	0	1	0
Team	0	0	0.0	0	0	0	0	0
Total	53	2261	42.7	63	6	10	13	14
Opponents	53	2225	42.0	64	4	21	15	5

ALL PURPOSE

	G	RUSH	REC	PR	KOR	INT.	TOT	AVG/G
Keytaon Thompson	8	25	579	0	0	0	604	75.5
Mike Hollins	9	215	114	0	120	0	449	49.9
Dontayvion Wicks	8	0	430	0	0	0	430	53.8
Perris Jones	8	365	43	0	14	0	422	52.8
Demick Starling	9	0	75	0	306	0	381	42.3
Brennan Armstrong	10	371	0	0	0	0	371	37.1
Lavel Davis Jr.	8	0	371	0	0	0	371	46.4
Xavier Brown	10	210	32	0	0	0	242	24.2
Sackett Wood Jr.	9	0	165	0	0	0	165	18.3
Billy Kemp	7	0	116	35	0	0	151	21.6
Grant Misch	10	0	129	0	0	0	129	12.9
Sean Wilson	7	0	86	0	0	0	86	12.3
Malachi Fields	1	0	58	0	0	0	58	58.0
Ronnie Walker Jr.	3	40	0	0	0	0	40	13.3
Ethan Davies	6	0	7	28	0	0	35	5.8
Jay Woolfolk	4	32	0	0	0	0	32	8.0
Antonio Clary	8	0	0	0	0	26	26	3.3
Jonas Sanker	10	0	0	1	0	14	14	1.4
Luke Wentz	3	0	5	0	0	0	5	1.7
Cody Brown	3	4	0	0	0	0	4	1.3
Steve Bracy	7	-1	0	0	0	0	-1	-0.1
Team	10	-30	0	0	0	0	-30	-3.0
Total	10	1231	2210	63	40	40	3984	398.4
Opponents	10	1532	2044	314	67	67	4281	428.1

SCORING

	TD	FGS	PATS					POINTS
			KICK	RUSH	RCV	PASS	DXP SAF	
Brennan Armstrong	6	-	-	-	-	-	-	36
Will Bettridge	-	7-10	12-14	-	-	-	-	33
Perris Jones	4	-	-	-	-	-	-	24
Brendan Farrell	-	4-8	5-6	-	-	-	-	17
Mike Hollins	2	-	-	-	-	-	-	12
Dontayvion Wicks	2	-	-	-	-	-	-	12
Lavel Davis Jr.	2	-	-	-	-	-	-	12
Keytaon Thompson	1	-	-	-	-	-	-	6
Ronnie Walker Jr.	1	-	-	-	-	-	-	6
Malachi Fields	1	-	-	-	-	-	-	6
Xavier Brown	1	-	-	-	-	-	-	6
Total	20	11-18	17-20	0	0	0	0	170
Opponents	26	19-23	25-26	1	0	0	0	240

FIELD GOALS

	FGM-FGA	Pct	01-19	20-29	30-39	40-49	50-99	Lg	Blk
Will Bettridge	7-10	70.0	0-0	3-4	1-2	3-4	0-0	47	1
Brendan Farrell	4-8	50.0	0-0	2-2	1-2	1-3	0-1	42	0
Total	11-18	61.1	0-0	5-6	2-4	4-7	0-1	47	1
Opponents	19-23	82.6	0-0	8-8	8-9	3-5	0-1	45	0

FG SEQUENCE

	Virginia	OPPONENTS
Richmond	-	(45), 48
at Illinois	(42), 41	31, (23), 45
Old Dominion	(26), (30), 36, (26)	-
at Syracuse	50, 48	(26), (32), (28), (40), (31)
at Duke	(34)	(34)
Louisville	(47)	(23), (20)
at Georgia Tech	39, (28), 29	(35)
Miami (FL)	(27), (24), (41), (41)	(38), (20), (42), (37)
North Carolina	-	(35)
Pitt	43	54, (25), (27), (39)

Numbers in (parentheses) indicate field goal was made.

INTERCEPTIONS

	NO.	YDS	AVG	TD	LONG
Anthony Johnson	2	0	0.0	0	0
Coen King	1	0	0.0	0	0
Antonio Clary	1	26	26.0	0	26
Jonas Sanker	1	14	14.0	0	14
Total	5	40	8.0	0	26
Opponents	12	67	5.6	3	37

KO RETURNS

	NO.	YDS	AVG	TD	LONG
Demick Starling	14	306	21.9	0	38
Mike Hollins	5	120	24.0	0	27
Perris Jones	1	14	14.0	0	14
Total	20	440	22.0	0	38
Opponents	13	324	24.9	0	57

PUNT RETURNS

	NO.	YDS	AVG	TD	LONG
Billy Kemp	8	35	4.4	0	22
Ethan Davies	5	28	5.6	0	16
Total	13	63	4.8	0	22
Opponents	24	314	13.1	0	43

FUMBLE RETURNS

	NO.	YDS	AVG	TD	LONG
Fentrell Cypress II	1	5	5.0	0	5
Perris Jones	1	0	0.0	0	0
Nick Jackson	1	0	0.0	0	0
Jahmeer Carter	1	0	0.0	0	0
Donovan Johnson	1	0	0.0	0	0
Chico Bennett, Jr.	1	0	0.0	0	0
Jonas Sanker	1	0	0.0	0	0
Langston Long	1	0	0.0	0	0
Total	8	5	0.6	0	5
Opponents	10	15	1.5	1	10



2022 TEAM STATISTICS

	UVA	OPP		UVA	OPP
SCORING	170	240	PENALTIES-YARDS	70-622	68-590
Points per game	17.0	24.0	Average per game	62.2	59.0
Points Off Turnovers	22	54	PUNTS-YARDS	53-2261	53-2225
First Downs	192	208	Average per punt	42.7	42.0
Rushing	74	85	Net punt average	35.0	39.3
Passing	93	103	KICKOFFS-YARDS	38-2399	50-3174
Penalty	25	20	Average per kick	63.1	63.5
RUSHING YARDAGE	1231	1532	Net kick average	38.2	39.7
Yards gained rushing	1547	1755	TIME OF POSSESSION / GAME	27:34	32:31
Yards lost rushing	316	223	3RD-DOWN CONVERSION	44/137	57/154
Rushing attempts	329	407	3rd-down pct	32%	37%
Average per rush	3.7	3.8	4RD-DOWN CONVERSION	7/18	8/14
Average per game	123.1	153.2	4rd-down pct	39%	57%
TDs Rushing	13	12	SACKS BY-YARDS	30-167	34-227
PASSING YARDAGE	2210	2044	MISC YARDS	0	0
Comp-Att-Int	185-342-12	191-312-5	TOUCHDOWNS SCORED	20	26
Average per pass	6.5	6.6	FIELD GOALS - ATTEMPTS	11-18	19-23
Average per catch	11.9	10.7	ON-SIDE KICKS	0-1	0-0
Average per game	221.0	204.4	RED-ZONE SCORES	(24-32) 75%	(30-34) 88%
TDs Passing	7	10	RED-ZONE TOUCHDOWNS	(16-32) 50%	(15-34) 44%
TOTAL OFFENSE	3441	3576	PAT-ATTEMPTS	(17-20) 85%	(25-26) 96%
Total plays	671	719	2-POINT CONVERSION-ATTEMPTS	(0-2) 0%	(1-2) 50%
Average per play	5.1	5.0	ATTENDANCE	244086	112773
Average per game	344.1	357.6	GAMES / AVG PER GAME	6/40681	4/28193
KICK RETURNS: #-YARDS	20-440	13-324	NEUTRAL SITE GAMES	-	-
PUNT RETURNS: #-YARDS	13-63	24-314			
INT RETURNS: #-YARDS	5-40	12-67			
KICK RETURN AVERAGE	22.0	24.9	SCORE BY QUARTERS	1st	2nd
PUNT RETURN AVERAGE	4.8	13.1	Virginia	48	37
INT RETURN AVERAGE	8.0	5.6	Opponents	82	56
FUMBLES-LOST	12-10	13-8		43	36
				8	240
				3rd	4th
				OT	Total

2022 GAME-BY-GAME STARTERS

OFFENSE

Game	WR	LT	LG	C	RG	RT	WR	QB	TB	TE/WR	WR
Richmond	L. Davis	Boley	Flores	Furnish	Devine	Taylor	Thompson	Armstrong	Jones	Misch	Wicks
at Illinois	L. Davis	Boley	Flores	Furnish	Devine	Taylor	Thompson	Armstrong	Jones	Misch	Wicks
Old Dominion	L. Davis	Taylor	Flores	Furnish	Devine	Leech	Thompson	Armstrong	Jones	Misch	Wicks
at Syracuse	L. Davis	Taylor	Flores	Furnish	Devine	Leech	Thompson	Armstrong	Jones	Misch	Wicks
at Duke	Kemp	Taylor	Flores	J. Johnson	Devine	Leech	Thompson	Armstrong	Jones	Misch	Wicks
Louisville	L. Davis	Taylor	Flores	Furnish	Devine	Leech	Thompson	Armstrong	Jones	Misch	Wicks
at Georgia Tech	L. Davis	Taylor	Josey	Furnish	Devine	Leech	Thompson	Armstrong	Jones	Misch	Wicks
Miami	S. Wilson	Taylor	Josey	Furnish	Devine	Leech	Thompson	Armstrong	Jones	Misch	Wicks
North Carolina	S. Wilson	Taylor	Josey	Furnish	Devine	Leech	Kemp	Armstrong	Hollins	S. Wood	Starling
Pitt	S. Wilson	Taylor	Josey	Furnish	Devine	Leech	Kemp	Armstrong	Hollins	S. Wood	Starling

DEFENSE

Game	BANDIT	DT	NT	DE	MIKE	WILL	LC	SPUR	FS	N	CB
Richmond	Camper	Faumui	J. Carter	Butler	N. Jackson	J. Jackson	A. Johnson	Sanker	Sanker	Clary	Cypress
at Illinois	Bennett Jr.	Faumui	J. Carter	Butler	N. Jackson	Ahern	A. Johnson	Long	Long	Clary	Cypress
Old Dominion	Bennett Jr.	Faumui	J. Carter	Butler	N. Jackson	Ahern	A. Johnson	King	King	Long	Cypress
at Syracuse	Bennett Jr.	Faumui	J. Carter	Butler	N. Jackson	Ahern	A. Johnson	Long	Long	Sanker	Cypress
at Duke	Bennett Jr.	Faumui	J. Carter	Butler	N. Jackson	Ahern	A. Johnson	Long	Long	Sanker	Baker
Louisville	Bennett Jr.	Smiley	J. Carter	Butler	N. Jackson	Ahern	A. Johnson	Long	Long	Clary	Cypress
at Georgia Tech	Bennett Jr.	Faumui	J. Carter	Butler	N. Jackson	J. Jackson	A. Johnson	King	King	Clary	Cypress
Miami	Bennett Jr.	Faumui	J. Carter	Butler	N. Jackson	J. Jackson	A. Johnson	King	King	Clary	Cypress
North Carolina	Bennett Jr.	Faumui	J. Carter	Butler	N. Jackson	J. Jackson	A. Johnson	King	King	Clary	Cypress
Pitt	Bennett Jr.	Faumui	J. Carter	Butler	N. Jackson	J. Jackson	A. Johnson	Long	King	Clary	Cypress

DEFENSIVE STATISTICS

	POS.	G/GS	SOLO	AST.	TOTAL	AVG.	TFL	QBS/YD.	INT	PBU	QBH	FR	FC	BLK	SAF
Nick Jackson	LB	10/9	41	63	104	10.4	7-32	5-30	.	4	4	1-0	.	.	.
Jonas Sanker	S	10/9	36	27	63	6.3	0-5-0	.	1-14	2	.	1-0	1	.	.
James Jackson	LB	10/6	29	31	60	6.0	1-5-7	1-6	.	1	3
Antonio Clary	S	8/7	31	25	56	7.0	1-5-5	1-3	1-26	1	.	.	1	.	.
Anthony Johnson	CB	10/10	34	17	51	5.1	3-6	.	2-0	12	1
Coen King	DB	6/5	27	17	44	7.3	.	.	1-0	1	1
Langston Long	S	8/6	23	21	44	5.5	2-6	.	.	2	.	1-0	1	.	.
Aaron Faumui	DT	10/9	16	23	39	3.9	8.5-28	4-18	.	.	3
Fentrell Cypress II	CB	9/9	28	11	39	4.3	.	.	.	14	.	1-5	.	.	.
Chico Bennett, Jr.	LB	10/9	17	17	34	3.4	7.5-49	7-47	.	.	4	1-0	2	.	.
Jahmeer Carter	DL	10/10	9	20	29	2.9	1-1	.	.	5	.	1-0	.	.	.
Kameron Butler	DE	10/10	12	17	29	2.9	4.5-23	3-20	.	6	3	.	2	.	.
Josh Ahern	LB	6/5	9	17	26	4.3	1-5-5	1-3	.	.	1
Paul Akere	DE	10/0	6	16	22	2.2	4-23	4-23	.	5	2
Darrius Bratton	S	10/3	10	12	22	2.2	0.5-2	0.5-2
Olasunkonmi Agunloye	NT	10/0	10	10	20	2.0	2-6	1-4	.	1
Ben Smiley III	DT	8/1	3	10	13	1.6	1.5-9	1.5-9
Donovan Johnson	S	6/0	4	4	8	1.3	.	.	.	1	.	1-0	.	.	.
D'Sean Perry	LB	6/0	5	2	7	1.2	1-1
Hunter Stewart	LB	4/0	2	4	6	1.5
Stevie Bracey	LB	7/0	2	4	6	0.9
Chayce Chalmers	S	9/0	4	1	5	0.6
Michael Diatta	DT	9/0	3	2	5	0.6	2-6	1-2
Micah Gaffney	CB	9/0	1	4	5	0.6
Jack Camper	LB	7/1	.	5	5	0.7
Terrell Jones	DL	1/0	4	.	4	4.0
Jaylon Baker	CB	5/1	1	3	4	0.8	0.5-2	.	.	1
Dave Herard	S	8/0	2	2	4	0.5
Devontae Davis	NT	5/0	1	2	3	0.6
Jonathan Horton	DE	9/0	1	2	3	0.3	1	.	.
Elijah Gaines	CB	8/0	2	.	2	0.3
Perris Jones	RB	8/8	1	1	2	0.3	1-0	.	.	.
Sam Brady	S	7/0	1	1	2	0.3
Grant Misch	TE	10/8	1	1	2	0.2
Kendall Cross	LB	5/0	1	1	2	0.4
Daniel Sparks	P	10/0	1	.	1	0.1
Xavier Brown	RB	10/0	.	1	1	0.1
Ronnie Walker Jr.	RB	3/0	1	.	1	0.3
Sean Wilson	WR	7/2	1	.	1	0.1
Aidan Livingston	LS	10/0	.	1	1	0.1
Karson Gay	TE	2/0	.	1	1	0.5
Bryce Carter	DE	4/0	1	.	1	0.3
Lavel Davis Jr.	WR	8/6	1	.	1	0.1
Derek Devine	WR	10/10	1	.	1	0.1
Totals		10	383	396	779		50-211	30-167	5-40	38	22	8-5	8	0	0
Opponents		10	366	266	632		65-323	34-227	12-67	53	22	10-15	11	4	0

2022 INDIVIDUAL SINGLE-GAME DEFENSIVE SUPERLATIVES

Most Total Tackles: 14, Nick Jackson vs. Richmond & vs. Miami (FL)

Most Unassisted Tackles: 8, Jonas Sanker at Syracuse

Most Assisted Tackles: 10, Nick Jackson vs. Richmond & vs. Miami (FL)

Most Tackles for Loss (inc. sacks): 3.0, Anthony Johnson at Duke

Most Sacks: 2.0, Chico Bennett, Jr. at Syracuse & at Georgia Tech; Nick Jackson at Georgia Tech; Paul Akere at Georgia Tech

Most Fumbles Recovered: 1, Fentrell Cypress at Illinois; Langston Long at Illinois; Jahmeer Carter at Illinois; Perris Jones vs. Old Dominion; Chico Bennett, Jr. at Syracuse; Jonas Sanker at Syracuse; Donovan Johnson at Syracuse; Nick Jackson at Georgia Tech

Most Fumbles Caused: 1, Kameron Butler at Illinois & Syracuse; Antonio Clary at Illinois; Jonas Sanker at Illinois; Chico Bennett, Jr. vs. Old Dominion & vs. Miami; Langston Long at Syracuse; Jonathan Horton at Syracuse

Most Passes Broken Up: 4, Anthony Johnson vs. Louisville

Most Interceptions: 1, eight times



VIRGINIA GAME-BY-GAME

DATE	OPPONENT	RUSHING				RECEIVING				PASSING				KICK RET			PUNT RET			TOT				
		NO	YDS	TD	LG	NO	YDS	TD	LG	CMP	ATT	INT	YDS	TD	LG	NO	YDS	TD	LG	NO	YDS	TD	LG	OFF
09/03/2022	RICHMOND	42	259	3	64	21	246	2	56	22	33	1	246	2	56	3	74	0	25	2	2	0	1	505
09/10/2022	at Illinois	29	42	0	31	13	180	0	62	13	34	2	180	0	62	1	21	0	21	1	1	0	0	222
09/17/2022	OLD DOMINION	45	229	1	38	20	284	0	45	20	37	0	284	0	45	1	37	0	37	2	2	0	10	513
09/23/2022	at Syracuse	29	149	2	28	19	138	1	13	19	38	1	138	1	13	4	101	0	29	0	0	0	0	287
10/01/2022	at Duke	25	93	1	15	19	202	1	34	19	37	1	202	1	34	4	98	0	38	0	0	0	0	295
10/08/2022	LOUISVILLE	25	6	1	11	24	313	1	40	24	34	2	313	1	40	3	37	0	25	2	16	0	16	319
10/20/2022	at Georgia Tech	38	156	1	43	20	255	1	44	20	35	2	255	1	44	2	24	0	24	4	46	0	22	411
10/29/2022	MIAMI (FL)	33	119	0	20	15	208	0	54	15	26	0	208	0	64	0	0	0	0	1	2	0	2	327
11/05/2022	NORTH CAROLINA	39	186	4	15	17	232	0	40	17	35	1	232	0	40	2	48	0	34	0	0	0	0	418
11/12/2022	PITTSBURGH	24	-8	0	12	17	152	1	20	17	33	2	152	1	20	0	0	0	0	1	0	0	0	144
VIRGINIA		329	1231	13	64	185	2210	7	64	185	342	12	2210	7	64	20	440	0	38	13	63	0	22	3441
Opponents		407	1532	12	59	191	2044	10	43	191	312	5	2044	10	43	13	324	0	57	24	314	0	43	3576

Games: 10 • Avg/rush: 3.7 • Avg/catch: 11.9 • Pass effic: 108.1 • KR avg: 22.0 • PR avg: 4.8 • All purpose avg/game: 398.4 • Total offense avg/gm: 344.1

DATE	OPPONENT	TACKLES			SACKS		FUMBLE		PASS DEFENSE			BLKD			KICKS-XPTS			OFF				
		SOLO	AST	TOTAL	TFL	YDS	NO	YDS	FF	FR	YDS	INT	YDS	QBH	BRK	KICK	ATT	MAD	RUN	RCV	SAFPTS	
09/03/2022	RICHMOND	33	46	79	3.0	7	2	6	0	0	0	0	2	3	0	4	5	0	0	0	34	
09/10/2022	at Illinois	46	28	74	5.0	28	3	23	3	3	5	1	0	1	2	0	0	0	0	3	3	
09/17/2022	OLD DOMINION	35	40	75	7.0	28	3	16	1	1	0	0	1	6	0	1	1	0	0	3	16	
09/23/2022	at Syracuse	52	22	74	8.0	30	6	28	3	3	0	1	1	4	0	2	3	0	0	6	20	
10/01/2022	at Duke	26	72	98	7.0	18	1	4	0	0	0	0	2	1	0	2	2	0	0	0	17	
10/08/2022	LOUISVILLE	38	46	84	0.0	0	0	0	0	0	2	26	3	4	0	2	2	0	0	7	17	
10/20/2022	at Georgia Tech	32	32	64	10.0	56	8	50	0	1	0	1	1	7	0	2	2	0	0	3	16	
10/29/2022	MIAMI (FL)	35	44	79	5.0	22	3	19	1	0	0	0	4	7	0	1	2	0	0	0	12	
11/05/2022	NORTH CAROLINA	41	32	73	5.0	22	4	21	0	0	0	0	5	0	0	0	0	0	0	0	28	
11/12/2022	PITTSBURGH	45	34	79	0.0	0	0	0	0	0	0	0	2	4	0	4	4	0	0	0	7	
VIRGINIA		383	396	779	50.0	211	30	167	8	8	5	40	22	38	0	17	20	0	0	22	170	
OPPONENTS		366	266	632	65.0	323	34	227	11	10	15	12	67	22	53	1	25	26	1	0	54	240

DATE	OPPONENT	PUNTING								FIELD GOALS			KICKOFFS						
		NO	YDS	AVG	LONG	BLKD	TB	FC	50+	I20	ATT	MADE	LG	BLKD	NO	YDS	AVG	TB	OB
09/03/2022	RICHMOND	3	146	48.7	50	0	2	0	2	1	0	0	0	6	387	64.3	5	0	
09/10/2022	at Illinois	9	367	40.8	56	0	0	3	2	2	1	2	42	2	125	62.5	1	0	
09/17/2022	OLD DOMINION	3	109	36.3	40	0	0	1	0	2	3	4	30	4	260	65.0	3	0	
09/23/2022	at Syracuse	4	192	48.0	59	0	0	1	1	2	0	2	0	4	258	64.5	2	0	
10/01/2022	at Duke	5	166	33.2	57	1	0	1	1	2	1	1	34	4	252	63.0	0	0	
10/08/2022	LOUISVILLE	4	177	44.3	55	0	0	1	1	0	1	1	47	4	260	65.0	4	0	
10/20/2022	at Georgia Tech	6	215	35.8	48	1	1	0	0	3	1	3	28	4	260	65.0	4	0	
10/29/2022	MIAMI (FL)	6	261	43.5	51	0	0	2	1	1	4	4	41	3	194	64.7	1	0	
11/05/2022	NORTH CAROLINA	5	219	43.8	52	0	2	1	2	0	0	0	0	5	273	54.6	3	0	
11/12/2022	PITTSBURGH	8	409	51.1	63	0	1	0	4	0	0	1	0	2	130	65.0	2	0	
VIRGINIA		53	2261	42.7	63	2	6	10	14	13	11	18	47	1	38	2399	63.1	25	0
OPPONENTS		53	2225	42.0	64	0	4	21	5	15	19	23	45	0	50	3174	63.5	29	1

2023 UVA FOOTBALL OPPONENT GAME-BY-GAME

DATE	OPPONENT	RUSHING				RECEIVING				PASSING				KICK RET				PUNT RET				TOT OFF			
		NO	YDS	TD	LG	NO	YDS	TD	LG	CMP	ATT	INT	YDS	TD	LG	NO	YDS	TD	LG	NO	YDS		TD	LG	
09/03/2022	RICHMOND	35	170	1	20	23	160	1	17	23-24-0				160	1	17	1	15	0	15	0	0	0	0	330
09/10/2022	at Illinois	45	198	0	36	17	196	2	43	17-25-1				196	2	43	1	15	0	15	4	57	0	24	394
09/17/2022	OLD DOMINION	32	89	0	20	23	235	2	29	23-37-0				235	2	29	1	28	0	28	2	37	0	10	324
09/23/2022	at Syracuse	38	75	1	17	22	277	0	29	22-33-1				277	0	29	2	70	0	57	2	12	0	12	352
10/01/2022	at Duke	48	248	4	59	18	129	1	23	18-24-0				129	1	23	4	93	0	28	1	43	0	43	377
10/08/2022	LOUISVILLE	46	198	3	44	17	275	1	32	17-30-2				275	1	32	0	0	0	0	3	4	0	5	473
10/20/2022	at Georgia Tech	37	56	0	14	16	146	0	25	16-36-1				146	0	25	0	0	0	0	1	0	0	0	202
10/29/2022	MIAMI (FL)	38	147	0	18	15	125	0	23	15-32-0				125	0	23	2	54	0	34	3	49	0	18	272
11/05/2022	NORTH CAROLINA	40	162	2	26	26	293	2	32	26-37-0				293	2	32	2	49	0	29	2	57	0	38	455
11/12/2022	PITTSBURGH	48	189	1	13	14	208	1	37	14-24-0				208	1	37	0	0	0	0	6	85	0	31	397
Opponents		407	1532	12	59	191	2044	10	43	191	312	5	2044	10	43	13	324	0	57	24	314	0	43	3576	
VIRGINIA		329	1231	13	64	185	2210	7	64	185	342	12	2210	7	64	20	440	0	38	13	63	0	22	3441	

Games: 10 Avg/rush: 3.8 Avg/catch: 10.7 Pass eff: 123.6 KR avg: 24.9 PR avg: 13.1 All purpose avg/game: 428.1 Total offense avg/gm: 357.6

DATE	OPPONENT	TACKLES				SACKS	FUMBLE		PASS DEFENSE			BLKD	KICKS-XPTS			OFF	
		SOLO	AST	TOTAL	TFL-YDS		NO-YDS	FF	FR-YDS	INT-YDS	QBH		BRK	KICK	ATT-MAD		RUN
09/03/2022	RICHMOND	42	42	84	3.0-9	1-4	2	1-0	1-0	3	3	0	2-2	0	0	0	17
09/10/2022	at Illinois	38	12	50	9.0-75	5-39	1	1-0	2-0	6	9	0	3-3	0	0	0	24
09/17/2022	OLD DOMINION	44	40	84	4.0-23	2-20	3	3-10	0-0	0	6	0	2-2	0	0	0	14
09/23/2022	at Syracuse	41	14	55	6.0-20	4-17	1	1-5	1-5	8	7	1	1-1	0	0	0	22
10/01/2022	at Duke	20	50	70	6.0-28	1-11	1	1-0	1-0	1	6	1	5-5	0	0	0	38
10/08/2022	LOUISVILLE	42	14	56	9.0-39	7-37	1	1-0	2-4	0	2	0	4-4	0	0	0	34
10/20/2022	at Georgia Tech	38	28	66	7.0-11	0-0	2	2-0	2-29	1	5	2	0-1	0	0	0	9
10/29/2022	MIAMI (FL)	38	14	52	11.0-41	5-23	0	0-0	0-0	0	6	0	0-0	1	0	0	14
11/05/2022	NORTH CAROLINA	34	32	66	2.0-8	1-7	0	0-0	1-0	0	6	0	4-4	0	0	0	31
11/12/2022	PITTSBURGH	29	20	49	8.0-69	8-69	0	0-0	2-29	3	3	0	4-4	0	0	0	37
Opponents		366	266	632	65.0-323	34-227	11	10-15	12-67	22	53	4	25-26	1	0	0	240
VIRGINIA		383	396	779	50.0-211	30-167	8	8-5	5-40	22	38	0	17-20	0	0	0	170

DATE	OPPONENT	PUNTING								FIELD GOALS			KICKOFFS					
		NO	YDS	AVG	LONG	BLKD	TB	FC	50+	I20	ATT-MADE	LG	BLKD	NO	YDS	AVG	TB	OB
09/03/2022	RICHMOND	5	212	42.4	45	0	0	2	0	2	1-2	45	0	4	249	62.3	1	0
09/10/2022	at Illinois	5	210	42.0	47	0	0	4	0	0	1-3	23	0	5	323	64.6	4	0
09/17/2022	OLD DOMINION	8	331	41.4	47	0	1	3	0	3	0-0	0	0	3	195	65.0	2	0
09/23/2022	at Syracuse	3	126	42.0	44	0	0	2	0	0	5-5	40	0	7	453	64.7	3	0
10/01/2022	at Duke	3	123	41.0	57	0	0	2	1	1	1-1	34	0	7	433	61.9	3	0
10/08/2022	LOUISVILLE	4	169	42.3	48	0	0	1	0	0	2-2	23	0	6	356	59.3	3	0
10/20/2022	at Georgia Tech	10	430	43.0	55	0	0	2	2	2	1-1	35	0	3	192	64.0	1	0
10/29/2022	MIAMI (FL)	8	308	38.5	48	0	1	5	0	5	4-4	42	0	1	65	65.0	1	0
11/05/2022	NORTH CAROLINA	3	165	55.0	64	0	2	0	2	1	1-1	35	0	6	388	64.7	3	1
11/12/2022	PITTSBURGH	4	151	37.8	48	0	0	0	0	1	3-4	29	0	8	520	65.0	8	0
Opponents		53	2225	42.0	64	0	4	21	5	15	19-23	45	0	50	3174	63.5	29	1
VIRGINIA		53	2261	42.7	63	2	6	10	14	13	11-18	47	1	38	2399	63.1	25	0



VIRGINIA GAME SUPERLATIVES

INDIVIDUAL GAME HIGHS

RUSHES	20	Brennan Armstrong vs Miami (FL) (10/29/2022)
YARDS RUSHING	105	Brennan Armstrong vs Richmond (09/03/2022)
TD RUSHES	2	Brennan Armstrong vs North Carolina (11/05/2022)
LONG RUSH	64	Brennan Armstrong vs Richmond (09/03/2022)
PASS ATTEMPTS	38	Brennan Armstrong at Syracuse (09/23/2022)
PASS COMPLETIONS	24	Brennan Armstrong vs Louisville (10/08/2022)
YARDS PASSING	313	Brennan Armstrong vs Louisville (10/08/2022)
TD PASSES	2	Brennan Armstrong vs Richmond (09/03/2022)
LONG PASS	64	Brennan Armstrong vs Miami (FL) (10/29/2022)
RECEPTIONS	9	Keytaon Thompson vs Louisville (10/8/2022)
	9	Keytaon Thompson vs Old Dominion (09/17/2022)
YARDS RECEIVING	118	Keytaon Thompson vs Old Dominion (09/17/2022)
TD RECEPTIONS	1	Malachi Fields vs Pittsburgh (11/12/2022)
	1	Dontayvion Wicks at Georgia Tech (10/20/2022)
	1	Dontayvion Wicks vs Louisville (10/08/2022)
	1	Perris Jones at Duke (10/01/2022)
	1	Lavel Davis Jr. at Syracuse (09/23/2022)
	1	Lavel Davis Jr. vs Richmond (09/03/2022)
	1	Perris Jones vs Richmond (09/03/2022)
LONG RECEPTION	64	Mike Hollins vs Miami (FL) (10/29/2022)
FIELD GOALS	4	Will Bettridge vs Miami (FL) (10/29/2022)
LONG FIELD GOAL	47	Will Bettridge vs Miami (FL) (10/29/2022)
PUNTS	8	Daniel Sparks vs Pittsburgh (11/12/2022)
PUNTING AVG	51.1	Daniel Sparks vs Pittsburgh (11/12/2022)
LONG PUNT	63	Daniel Sparks vs Pittsburgh (11/12/2022)
PUNTS INSIDE 20	3	Daniel Sparks at Georgia Tech (10/20/2022)
LONG PUNT RETURN	22	Billy Kemp at Georgia Tech (10/20/2022)
LONG KICKOFF RETURN	38	Demick Starling at Duke (10/01/2022)
TACKLES	14	Nick Jackson vs Miami (FL) (10/29/2022)
	14	Nick Jackson vs Richmond (09/03/2022)
SACKS	2	Paul Akere at Georgia Tech (10/20/2022)
	2	Nick Jackson at Georgia Tech (10/20/2022)
	2	Chico Bennett, Jr. at Georgia Tech (10/20/2022)
	2	Chico Bennett, Jr. at Syracuse (09/23/2022)
TACKLES FOR LOSS	3	Anthony Johnson at Duke (10/01/2022)
INTERCEPTIONS	1	Anthony Johnson at Illinois (09/10/2022)
	1	Anthony Johnson vs Louisville (10/08/2022)
	1	Antonio Clary vs Louisville (10/08/2022)
	1	Jonas Sanker at Syracuse (09/23/2022)
	1	Coen King at Georgia Tech (10/20/2022)

TEAM GAME HIGHS

RUSHES	45	Old Dominion (09/17/2022)
YARDS RUSHING	259	Richmond (09/03/2022)
YARDS PER RUSH	6.2	Richmond (09/03/2022)
TD RUSHES	4	North Carolina (11/05/2022)
PASS ATTEMPTS	38	at Syracuse (09/23/2022)
PASS COMPLETIONS	24	Louisville (10/08/2022)
YARDS PASSING	313	Louisville (10/08/2022)
YARDS PER PASS	9.2	Louisville (10/08/2022)
TD PASSES	2	Richmond (09/03/2022)
TOTAL PLAYS	82	Old Dominion (09/17/2022)
TOTAL OFFENSE	513	Old Dominion (09/17/2022)
YARDS PER PLAY	6.7	Richmond (09/03/2022)
POINTS	34	Richmond (09/03/2022)
SACKS BY	8	at Georgia Tech (10/20/2022)
FIRST DOWNS	29	Richmond (09/03/2022)
PENALTIES	12	at Syracuse (09/23/2022)
PENALTY YARDS	105	at Syracuse (09/23/2022)
TURNOVERS	4	at Georgia Tech (10/20/2022)
INTERCEPTIONS BY	2	Louisville (10/08/2022)
PUNTS	9	at Illinois (09/10/2022)
PUNTING AVG	51.1	Pittsburgh (11/12/2022)
LONG PUNT	63	Pittsburgh (11/12/2022)
PUNTS INSIDE 20	3	at Georgia Tech (10/20/2022)
LONG PUNT RETURN	22	at Georgia Tech (10/20/2022)

OPPONENT INDIVIDUAL GAME HIGHS

RUSHES	24	Isreal Abanikanda vs Pittsburgh (11/12/2022)
	24	Henry Parrish Jr. vs Miami (FL) (10/29/2022)
YARDS RUSHING	146	Chase Brown at Illinois (09/10/2022)
TD RUSHES	2	Riley Leonard at Duke (10/01/2022)
LONG RUSH	59	Jaquez Moore at Duke (10/01/2022)
PASS ATTEMPTS	37	Drake Maye vs North Carolina (11/05/2022)
	37	Hayden Wolff vs Old Dominion (09/17/2022)
PASS COMPLETIONS	26	Drake Maye vs North Carolina (11/05/2022)
YARDS PASSING	293	Drake Maye vs North Carolina (11/05/2022)
TD PASSES	2	Drake Maye vs North Carolina (11/05/2022)
	2	Hayden Wolff vs Old Dominion (09/17/2022)
	2	Tommy Devito at Illinois (09/10/2022)
LONG PASS	43	Tommy Devito at Illinois (09/10/2022)
RECEPTIONS	15	Josh Downs vs North Carolina (11/05/2022)
YARDS RECEIVING	166	Josh Downs vs North Carolina (11/05/2022)
TD RECEPTIONS	1	Bub Means vs Pittsburgh (11/12/2022)
	1	Josh Downs vs North Carolina (11/05/2022)
	1	Elijah Green vs North Carolina (11/05/2022)
	1	Marshon Ford vs Louisville (10/08/2022)
	1	Jalon Calhoun at Duke (10/01/2022)
	1	Zack Kuntz vs Old Dominion (09/17/2022)
	1	Ali Jennings vs Old Dominion (09/17/2022)
	1	Tip Reiman at Illinois (09/10/2022)
	1	Michael Marchese at Illinois (09/10/2022)
	1	Savon Smith vs Richmond (09/03/2022)
LONG RECEPTION	43	Pat Bryant at Illinois (09/10/2022)
FIELD GOALS	5	Andre Szmyt at Syracuse (09/23/2022)
LONG FIELD GOALS	45	Jake Larson vs Richmond (09/03/2022)
PUNTS	10	David Shanahan at Georgia Tech (10/20/2022)
PUNTING AVG	55.0	Ben Kiernan vs North Carolina (11/05/2022)
LONG PUNT	64	Ben Kiernan vs North Carolina (11/05/2022)
PUNTS INSIDE 20	5	Lou Hedley vs Miami (FL) (10/29/2022)
LONG PUNT RETURN	43	Jalon Calhoun at Duke (10/01/2022)
LONG KICKOFF RETURN	57	Trebor Pena at Syracuse (09/23/2022)
TACKLES	19	Tristan Wheeler vs Richmond (09/03/2022)
SACKS	3	Calijah Kancey vs Pittsburgh (11/12/2022)
TACKLES FOR LOSS	4	Calijah Kancey at Pittsburgh (11/12/2022)
INTERCEPTIONS	1	Marquis Williams vs Pittsburgh (11/12/2022)
	1	M.J. Devonshire vs Pittsburgh (11/12/2022)
	1	Storm Duck vs North Carolina (11/05/2022)
	1	Zamari Walton at Georgia Tech (10/20/2022)
	1	LaMiles Brooks at Georgia Tech (10/20/2022)
	1	Jarvis Brownlee vs Louisville (10/08/2022)
	1	M.J. Griffin vs Louisville (10/08/2022)
	1	Darius Joiner at Duke (10/01/2022)
	1	Garrett Williams at Syracuse (09/23/2022)
	1	Matthew Bailey at Illinois (09/10/2022)
	1	Kendall Smith at Illinois (09/10/2022)
	1	Aaron Banks vs Richmond (09/03/2022)

OPPONENT TEAM GAME HIGHS

RUSHES	48	Pittsburgh (11/12/2022)
	48	at Duke (10/01/2022)
YARDS RUSHING	248	at Duke (10/01/2022)
YARDS PER RUSH	5.2	at Duke (10/01/2022)
TD RUSHES	4	at Duke (10/01/2022)
PASS ATTEMPTS	37	North Carolina (11/05/2022)
	37	Old Dominion (09/17/2022)
PASS COMPLETIONS	26	North Carolina (11/05/2022)
YARDS PASSING	293	North Carolina (11/05/2022)
YARDS PER PASS	9.2	Louisville (10/08/2022)
TD PASSES	2	North Carolina (11/05/2022)
	2	Old Dominion (09/17/2022)
	2	at Illinois (09/10/2022)
TOTAL PLAYS	77	North Carolina (11/05/2022)
TOTAL OFFENSE	473	Louisville (10/08/2022)
YARDS PER PLAY	6.2	Louisville (10/08/2022)
POINTS	38	at Duke (10/01/2022)
SACKS BY	8	Pittsburgh (11/12/2022)
FIRST DOWNS	29	North Carolina (11/05/2022)
PENALTIES	12	at Syracuse (09/23/2022)
PENALTY YARDS	91	at Syracuse (09/23/2022)
TURNOVERS	4	at Illinois (09/10/2022)
	4	at Syracuse (09/23/2022)
INTERCEPTIONS BY	2	vs Pittsburgh (11/12/2022)
	2	at Georgia Tech (10/20/2022)
	2	vs Louisville (10/08/2022)
	2	at Illinois (09/10/2022)
PUNTS	10	at Georgia Tech (10/20/2022)
PUNTING AVG	55.0	North Carolina (11/05/2022)
LONG PUNT	64	North Carolina (11/05/2022)
PUNTS INSIDE 20	5	Miami (FL) (10/29/2022)
LONG PUNT RETURN	43	at Duke (10/01/2022)



PASSING GAME-BY-GAME

ARMSTRONG, B	ATT	COMP	INT	PCT	YARDS	TD	LONG	SACK	YDS	EFFIC
RICHMOND	33	21	1	63.6	246	2	56	1	4	140.2
ILLINOIS	32	13	2	40.6	180	0	62	5	39	75.4
OLD DOMINION	37	20	0	54.1	284	0	45	2	20	118.5
SYRACUSE	38	19	1	50.0	138	1	13	4	17	83.9
DUKE	37	19	1	51.4	202	1	34	1	11	100.7
LOUISVILLE	34	24	2	70.6	313	1	40	7	37	145.9
GEORGIA TECH	35	20	2	57.1	255	1	44	0	0	116.3
MIAMI (FL)	25	15	0	60.0	208	0	64	5	23	129.9
NORTH CAROLINA	35	17	1	48.6	232	0	40	1	7	98.5
PITTSBURGH	33	17	2	51.5	152	1	20	8	69	88.1
TOTALS	339	185	12	54.6	2210	7	64	34	227	109.1

WOOLFOLK, J	ATT	COMP	INT	PCT	YARDS	TD	LONG	SACK	YDS	EFFIC
ILLINOIS	2	0	0	0.0	0	0	0	0	0	0.0
TOTALS	2	0	0	0.0	0	0	0	0	0	0.0

THOMPSON, K	ATT	COMP	INT	PCT	YARDS	TD	LONG	SACK	YDS	EFFIC
MIAMI (FL)	1	0	0	0.0	0	0	0	0	0	0.0
TOTALS	1	0	0	0.0	0	0	0	0	0	0.0

RUSHING GAME-BY-GAME

	NO-YDS/TD	UR	ILLINI	ODU	SU	DUKE	LOU	GT	UM	UNC	PITT
ARMSTRONG	123-371/6	10-105/1	11-9/0	14-54/0	11-29/0	8-23/1	14-7/1	13-91/1	20-67/0	12-64/2	10-46/0
JONES	81-365/2	19-104/1	7-26/0	11-56/0	13-87/1	8-41/0	6-6/0	10-17/0	7-28/0	DNP	DNP
HOLLINS	53-215/2	8-24/1	5-12/0	8-29/1	2-22/0	3-14/0	1-0/0	DNP	2-16/0	16-75/0	8-23/0
BROWN	50-210/1	4-25/0	4-9/0	9-88/0	1-1/0	5-5/0	4-7/0	12-45/0	4-8/0	5-17/1	2-5/0
WALKER JR.	10-40/1	DNP	DNP	DNP	DNP	DNP	DNP	-	DNP	6-30/1	4-10/0
THOMPSON	4-25/1	-	-	-	2-10/1	1-10/0	-	1-5/0	-	DNP	DNP
WOOLFOLK	2-32/0	1-1/10	1-31/0	DNP	DNP	DNP	DNP	DNP	-	-	DNP
BROWN	2-4/0	DNP	DNP	2-4/0	-	-	DNP	DNP	DNP	DNP	DNP
BRACEY	1-1/0	DNP	-	-	DNP	DNP	-	1-1/0	-	-	-

RECEIVING GAME-BY-GAME

	NO-YDS/TD	UR	ILLINI	ODU	SU	DUKE	LOU	GT	UM	UNC	PITT
THOMPSON	53-579/0	4-55/0	5-62/0	9-118/0	8-55/0	6-61/0	9-98/0	7-89/0	5-41/0	DNP	DNP
WICKS	30-430/2	6-47/0	2-23/0	4-85/0	5-42/0	4-51/0	4-69/1	4-99/1	1-14/0	DNP	DNP
MISCH	17-129/0	1-11/0	1-8/0	4-33/0	2-18/0	3-19/0	1-6/0	4-28/0	-	1-6/0	-
DAVIS JR.	16-371/2	4-89/1	2-67/0	2-47/0	1-4/1	1-34/0	4-52/0	1-31/0	1-47/0	DNP	DNP
KEMP	16-116/0	3-25/0	-	DNP	DNP	2-8/0	DNP	-	5-28/0	2-17/0	4-38/0
WOOD JR.	12-165/0	-	-	-	DNP	1-9/0	3-48/0	-	1-9/0	6-94/0	1-5/0
BROWN	9-32/0	-	1-7/0	1-1/0	-	-	-	4-8/0	1-5/0	1-7/0	1-4/0
HOLLINS	8-114/0	-	2-13/0	-	2-15/0	-	-	DNP	1-64/0	-	3-22/0
WILSON	8-86/0	DNP	DNP	DNP	-	-	-	-	-	5-61/0	3-25/0
JONES	6-43/2	2-14/1	-	-	1-4/0	2-20/1	1-5/0	-	-	DNP	DNP
FIELDS	5-58/0	DNP	DNP	DNP	DNP	DNP	DNP	DNP	DNP	DNP	5-58/1
STARLING	3-75/1	DNP	-	-	-	-	2-35/0	-	-	1-40/0	-
DAVIES	1-7/0	DNP	DNP	-	-	-	-	DNP	-	1-7/0	DNP
WENTZ	1-5/0	1-5/0	-	DNP	DNP	DNP	DNP	DNP	DNP	-	DNP

PUNT RETURNS

	NO-YDS	UR	ILLINI	ODU	SU	DUKE	LOU	GT	UM	UNC	UP
KEMP	8-35	2-1	1-12	DNP	DNP	-	DNP	4-46	-	-	1-0
DAVIES	5-28	DNP	DNP	2-10	-	-	2-16	DNP	1-2	-	DNP

KICK RETURNS

	NO-YDS	UR	ILLINI	ODU	SU	DUKE	LOU	GT	UM	UNC	UP
STARLING	14-306	DNP	1-21	1-37	4-101	1-38	3-37	2-24	-	2-48	-
HOLLINS	5-120	3-74	-	-	-	2-46	-	DNP	-	-	-
JONES	1-14	-	-	-	-	1-14	-	-	-	DNP	DNP

INTERCEPTION RETURNS

	NO-YDS	UR	ILLINI	ODU	SU	DUKE	LOU	GT	UM	UNC	UP
A. JOHNSON	2-0	-	1-0	-	-	-	1-0	-	-	-	-
CLARY	1-26	-	-	DNP	DNP	-	1-26	-	-	-	-
SANKER	1-14	-	-	-	1-14	-	-	-	-	-	-
KING	1-0	DNP	DNP	-	DNP	DNP	-	1-0	-	-	-

DEFENSE GAME-BY-GAME

TOTAL TACKLES

	UA-A	TOT	UR	ILLINI	ODU	SU	DUKE	LOU	GT	UM	UNC	UP
N. JACKSON	41-63	104	4-10	4-5	5-3	6-4	2-8	2-9	5-3	4-10	4-5	5-6
SANKER	36-27	63	3-4	4-0	3-4	8-2	3-8	3-3	2-3	3-3	6-0	1-0
J. JACKSON	29-31	60	2-4	0-2	0-1	4-2	3-6	6-2	1-5	4-2	7-4	2-3
CLARY	31-25	56	6-2	7-0	DNP	DNP	1-3	3-5	3-1	2-4	4-2	5-8
A. JOHNSON	34-17	51	4-3	5-1	5-3	5-3	4-4	4-1	1-2	3-0	1-1	3-1
KING	27-17	44	DNP	DNP	2-3	2-3	DNP	1-0	4-1	9-4	7-2	4-7
LONG	23-21	44	DNP	8-5	2-7	2-7	3-4	-	-	DNP	-	4-3
CYPRESS II	28-11	39	4-4	3-1	4-2	4-2	DNP	2-1	1-1	1-1	5-0	6-0
FAUMUI	16-23	39	1-2	2-0	3-2	3-2	0-5	-	3-3	2-3	1-7	3-0
BENNETT, JR.	17-17	34	0-3	3-3	3-1	3-1	2-2	0-2	4-3	1-2	1-0	-
BUTLER	12-17	29	1-2	2-2	1-1	2-0	-	1-1	1-4	0-4	1-2	3-1
J. CARTER	9-20	29	1-2	1-3	0-1	4-2	0-2	0-1	1-1	1-1	0-2	1-2
AHERN	9-17	26	4-1	1-3	1-6	0-1	0-6	3-0	DNP	DNP	DNP	DNP
BRATTON	10-12	22	2-0	-	-	6-3	3-3	0-2	-	-	-	-
AKERE	6-16	22	0-1	0-2	0-1	1-0	0-3	1-2	1-3	0-3	1-1	0-1
AGUNLOYE	10-10	20	0-1	1-0	1-1	-	1-4	2-3	2-0	1-0	2-1	-
SMILEY III	3-10	13	DNP	1-0	1-1	1-0	0-3	0-3	0-1	0-1	DNP	DNP
D. JOHNSON	4-4	8	DNP	1-0	-	-	-	3-4	-	DNP	DNP	DNP
PERRY	5-2	7	DNP	1-0	2-2	-	-	DNP	-	DNP	DNP	2-0
BRACEY	2-4	6	DNP	-	-	DNP	DNP	-	0-1	2-3	-	-
STEWART	2-4	6	DNP	DNP	DNP	-	0-2	2-1	DNP	DNP	DNP	0-1
CHALMERS	4-1	5	DNP	1-0	1-0	-	1-1	1-0	-	-	-	-
DIATTA	3-2	5	DNP	-	-	-	0-1	1-0	2-0	-	-	0-1
GAFFNEY	1-4	5	DNP	-	0-1	0-1	0-1	-	-	-	0-1	1-0
CAMPER	0-5	5	0-2	-	DNP	-	0-1	DNP	-	0-1	0-1	DNP
T. JONES	4-0	4	DNP	DNP	DNP	DNP	0-1	DNP	DNP	DNP	DNP	4-0
HERARD	2-2	4	0-1	-	DNP	DNP	DNP	-	-	2-0	0-1	-
BAKER	1-3	4	DNP	-	-	-	-	DNP	-	DNP	DNP	DNP
DAVIS	1-2	3	DNP	0-1	1-0	-	1-3	0-1	DNP	DNP	DNP	DNP
HORTON	1-2	3	DNP	-	-	1-1	-	-	-	-	-	-
GAINES	2-0	2	DNP	-	-	1-0	0-1	-	-	-	-	1-0
P. JONES	1-1	2	-	-	-	-	DNP	-	-	0-1	DNP	DNP
CROSS	1-1	2	DNP	DNP	-	1-0	1-0	1-0	DNP	DNP	DNP	-
BRADY	1-1	2	DNP	DNP	-	-	-	-	-	DNP	-	-
MISCH	1-1	2	-	1-0	-	-	1-1	-	-	-	0-1	-
DAVIS JR.	1-0	1	-	-	-	-	-	1-0	-	-	DNP	DNP
DEVINE	1-0	1	-	-	-	1-0	-	-	-	-	-	-
WILSON	1-0	1	DNP	DNP	DNP	-	-	1-0	-	-	-	-
SPARKS	1-0	1	-	-	-	-	-	-	-	-	1-0	-
WALKER JR.	1-0	1	DNP	DNP	DNP	DNP	DNP	DNP	1-0	DNP	-	-
B. CARTER	1-0	1	DNP	-	DNP	DNP	-	1-0	DNP	DNP	DNP	-
GAY	0-1	1	DNP	DNP	DNP	DNP	DNP	DNP	DNP	0-1	-	DNP
BROWN	0-1	1	-	-	-	-	-	-	-	-	0-1	-
LIVINGSTON	0-1	1	-	-	-	-	-	0-1	-	-	-	-



TACKLES FOR LOSS

	UA-A	TOT	UR	ILLINI	ODU	SU	DUKE	LOU	GT	UM	UNC	UP
FAUMUI	5-7	8.5	0.5-1	1.0-2	2.0-7	1.0-5	1.5-3	-	0.5-3	1.5-6	0.5-1	-
BENNETT, JR.	6-3	7.5	-	1.0-7	1.5-8	2.0-14	-	-	2.0-11	1.0-9	-	-
N. JACKSON	6-2	7.0	1.0-2	1.0-9	-	1.0-1	-	-	2.0-14	0.5-1	1.5-6	-
BUTLER	3-3	4.5	-	1.0-7	1.5-9	1.0-1	-	-	0.5-3	0.5-3	-	-
AKERE	3-2	4.0	-	-	-	1.0-1	-	-	2.0-17	-	1.0-5	-
A. JOHNSON	2-3	3.0	-	-	-	-	3.0-6	-	-	-	-	-
LONG	2-0	2.0	DNP	1.0-3	1.0-3	-	-	-	-	DNP	-	-
AGUNLOYE	2-0	2.0	-	-	-	-	-	-	1.0-2	-	1.0-4	-
DIATTA	2-0	2.0	DNP	-	-	-	-	-	2.0-6	-	-	-
SMILEY III	1-1	1.5	-	-	-	1.0-7	0.5-2	-	-	-	DNP	DNP
AHERN	1-1	1.5	1.0-3	-	-	-	0.5-2	-	DNP	DNP	DNP	DNP
J. JACKSON	1-1	1.5	-	-	-	-	0.5-1	-	-	-	1.0-6	-
CLARY	1-1	1.5	-	-	DNP	DNP	0.5-2	-	-	1.0-3	-	-
PERRY	1-0	1.0	DNP	-	-	-	-	DNP	-	DNP	DNP	-
CARTER	1-0	1.0	-	-	1.0-1	1.0-1	-	-	-	-	-	-
SANKER	0-1	0.5	-	-	-	-	-	-	-	0.5-0	-	-
BAKER	0-1	0.5	DNP	-	-	-	0.5-2	DNP	-	DNP	DNP	DNP
BRATTON	0-1	0.5	0.5-2	-	-	-	-	-	-	-	-	-

SACKS

	UA-A	TOT	UR	ILLINI	ODU	SU	DUKE	LOU	GT	UM	UNC	UP
BENNETT, JR.	6-2	7	-	1-7	1-6	2-14	-	-	2-11	1-9	-	-
N. JACKSON	5-0	5	0.5-3	-	1-9	-	1-1	-	2-14	-	1-6	-
AKERE	3-2	4	-	-	-	1-1	-	-	2-17	-	1-5	-
FAUMUI	2-4	4	0.5-1	-	1-3	1-5	0.5-2	-	0.5-3	0.5-4	-	-
BUTLER	2-2	3	-	1-7	1-7	-	-	-	0.5-3	0.5-3	-	-
SMILEY III	1-1	1.5	-	-	-	1-7	0.5-2	-	-	-	DNP	DNP
CLARY	1-0	1	-	-	DNP	DNP	-	-	-	1-3	-	-
J. JACKSON	1-0	1	-	-	-	-	-	-	-	-	1-6	-
DIATTA	1-0	1	DNP	-	-	-	-	-	1-2	-	-	-
AGUNLOYE	1-0	1	-	-	-	-	-	-	-	-	1-4	-
AHERN	1-0	1	1-3	-	-	-	-	-	DNP	DNP	DNP	DNP
BRATTON	0-1	0.5	0.5-2	-	-	-	-	-	-	-	-	-

GAME 1 • UVA 34, Richmond 17 Sept. 3 • Charlottesville, Va

Game Notes

- UVA is 85-39-9 all-time in season openers and has won six-straight for the first time since winning six-consecutive openers from 1927-32.
- Tony Elliott made his head coaching debut and became the second UVA coach since 1965 win in his debut.
- Virginia had two 100-yard rushers – Brennan Armstrong (105 yards) and Perris Jones (104 yards) for the first time since Jordan Ellis (146) and Bryce Perkins (108) in 2018 against Richmond.
- UVA ran the ball 42 times and totaled 259 yards rushing, the most since accumulating 262 yards on 42 attempts against Boston College on Dec. 5, 2020.
- Virginia wore orange pants and orange jerseys for the first time since 2010 against North Carolina.
- Brennan Armstrong broke UVA's career total offense record with a 64-yard touchdown run. He surpassed Shawn Moore (7,987) and Bryce Perkins (7,910) on UVA's all-time list. It was the longest rush of his career and the 6th-longest ever by a UVA quarterback. His previous career long was 60 yards against Boston College in 2020.
- Armstrong rushed for 105 yards, his second 100-yard rushing effort of his career. He ran for 130 yards against Boston College on Dec. 5, 2020.
- Armstrong's 64-yard rushing touchdown was his 15th rushing score of his career, tying him with fellow southpaw Jameel Sewell for the fifth most ever by a UVA quarterback.
- McKale Boley and D'Brickshaw Ferguson are the only two true freshmen in UVA history to start at offensive tackle in the season opener. Only six true freshmen in program history have started a game at offensive tackle – Ferguson (2002 – all 14 games), Brad Butler (2002-1 game), Morgan Moses (2010 – 6 games), Eric Smith (2013 – 8 games), Chris Glaser (2017 – 2 games) and Boley (2022).
- Perris Jones is the first UVA running back with a rushing touchdown and a receiving touchdown in the same game since Wayne Taulapapa at Miami on Sept. 30, 2021. He totaled 104 yards on the ground, the first UVA running back to rush for 100 yards since Jordan Ellis against South Carolina in the 2018 Belk Bowl.

Score by Quarters:

Richmond	7	3	7	0	—	17
Virginia	14	14	0	6	—	34

Scoring Summary:

- 1st 06:27 RICH S. Smith 8 yd rush (J.Larson kick), 11-80, 04:40 0-7
 1st 05:56 UVA L.Davis Jr. 56 yd pass from B.Armstrong (B.Farrell kick), 2-75, 0:31, 14-7
 1st 00:05 UVA P.Jones 15 yd rush (B.Farrell kick), 14-83, 04:27, 14-7
 2nd 13:00 UVA B.Armstrong 64 yd rush (B.Farrell kick), 4-75, 01:18, 21-7
 2nd 09:36 RICH J.Larson 45 yd FG, 11-47, 03:24, 21-10
 2nd 04:10 UVA M.Hollins 3 yd rush (B.Farrell kick), 12-69, 05:26, 28-10
 3rd 10:51 RICH S.Smith 5 yd pass from R.Udinski (J.Larson kick), 8-34, 03:01, 28-17
 4th 11:51 UVA P.Jones 11 yd pass from B.Armstrong (B.Farrell kick missed), 9-64, 03:55, 34-17

Attendance— 41,122

	UR	UVA		UR	UVA
First Downs	20	29	Punts (Number-Avg)	5-212	3-146
Rushes-Yards (Net)	35-170	42-259	Fumbles-Lost	0-0	2-1
Passing Yards (Net)	177	268	Penalties-Yards	4-55	6-50
Passes Comp-Att-Int	23-34-0	21-33-1	Possession Time	27:12	32:48
Total Offense Plays-Yards	69-330	75-505	Third-Down Conversions	5-14	7-12
Fumble Returns-Yards	0-0	1-0	Fourth-Down Conversions	0-2	0-0
Punt Returns-Yards	0-0	2-1	Red-Zone Scores-Chances	2-2	3-3
Kickoff Returns-Yards	1-15	3-74	Sacks By: Number-Yards	1-4	2-6
Interception Returns-Yards	1-0	0-0			

RUSHING: RICHMOND - S. Smith 13-88; Dykes 17-76; Udinski 5-6 **VIRGINIA** - Armstrong 10-105; P. Jones 19-104; X. Brown, 4-25; Hollins 8-24; Woolfolk 1-1
PASSING: RICHMOND - Udinski 23-34-0, 160 **VIRGINIA** - Armstrong 21-33-0, 246
RECEIVING: RICHMOND - J. Williams 9-67; Henley 5-24; S. Smith 4-26; Herres 3-29; Dykes 1-9; DGennaro - 1-5. **VIRGINIA** - Wicks 6-47; Davis 4-89; Thompson 4-55; Kemp 3-25; P. Jones 2-14; Misch 1-11; Wentz 1-5

GAME 2 • Illinois 24, UVA 3 Sept. 10 • Champaign, Ill.

Game Notes

- Virginia drops to is 1-3 all-time against Illinois.
- UVA is 8-12 all-time in games against active members of the Big Ten and falls for only the third time in the last eight matchups against Big Ten foes.
- The Virginia defense forced four turnovers – three forced fumbles and an interception. Two of the turnovers came on the first two Illinois' drives.
- The three fumble recoveries were the most in a game since being credited with three against Duke on Oct. 19, 2019.
- The Cavaliers finished with 222 yards of total offense (42 rush, 180 pass) in the contest, their lowest output since compiling 191 against Virginia Tech in 2017. Including today, UVA has amassed 300 or more yards in all but eight games since the 2017 season, a span of 64 games.
- Cornerback Anthony Johnson picked off the game's first pass, his sixth career interception and fourth at UVA (three in 2021).
- Antonio Clary, Jonas Sanker and Kam Butler each were credited with forced fumbles. It marked the first time Clary and Sanker forced a fumble in their careers.
- Butler recorded his fourth career forced fumble on a strip sack in the second quarter. It was his 16th career sack. He had three forced fumbles last season playing for Miami (OH) and 15 career sacks with the Redhawks.
- Long led the team with 13 tackles (eight solo and five assisted), only his second multiple tackle game of his career. He had two in the season opener against William & Mary last season.
- Nick Jackson (6.5 career), Chico Bennett Jr. (1.5 career) and Kam Butler (16 career) each recorded their first sacks of the 2022 season.
- Long made their first collegiate start in the contest and Bennett made his first start at UVA (started 2 games while at Georgia Tech in 2020).
- Lavel Davis Jr. 62-yard reception in the second quarter was the 13th catch of 20 or more yards in his career. He has 26 career receptions.
- Jay Woolfolk's 31-yard rush late in the fourth quarter was the longest rush of his career.
- Keytaon Thompson led all Cavaliers with five receptions, the fifth time in the last six games he's caught five or more passes. He finished with 62 yards receiving
- Wide receiver Billy Kemp IV was held without a catch for the first time since Nov. 2, 2019, snapping a 28-game receptions streak, tied for the second-longest active streak in college football going into the game.
- Quarterback Brennan Armstrong did not record a touchdown pass in the contest, snapping a school-record streak of 18 games.

Score by Quarters:

Virginia	3	0	0	0	—	3
Illinois	14	7	3	0	—	24

Scoring Summary:

- 1st 11:08 UVA B.Farrell 42 yd FG, 4-8, 01:41, 3-0
 1st 05:38 ILL M.Bailey 0 yd fumble return (C.Griffin kick), 3-3, 01:50, 3-7
 1st 03:35 ILL M.Marchese 39 yd pass from T.Devito (C.Griffin kick), 3-57, 00:56, 3-14
 2nd 14:56 ILL T.Reiman 2 yd pass from T.Devito (C.Griffin kick), 4-69, 01:43, 3-21
 3rd 03:32 ILL C.Griffin 23 yd FG, 10-49, 03:39, 3-24

Attendance— 33,669

	UVA	ILL		UVA	ILL
First Downs	12	18	Punts (Number-Avg)	9-367	5-210
Rushes-Yards (Net)	29-42	45-198	Fumbles-Lost	1-1	3-3
Passing Yards (Net)	180	196	Penalties-Yards	5-40	10-71
Passes Comp-Att-Int	13-34-2	17-25-1	Possession Time	26:09	33:51
Total Offense Plays-Yards	63-222	70-394	Third-Down Conversions	0-15	5-14
Fumble Returns-Yards	2-5	1-0	Fourth-Down Conversions	1-4	1-1
Punt Returns-Yards	1-12	4-57	Red-Zone Scores-Chances	0-1	2-4
Kickoff Returns-Yards	1-21	1-15	Sacks By: Number-Yards	3-23	5-39
Interception Returns-Yards	1-0	1-0			

RUSHING: VIRGINIA - Woolfolk 1-31; P. Jones 7-26; Hollins 5-12; X. Brown 4-9; Armstrong 11-9. **ILLINOIS** - C. Brown 20-146; Love 9-33; Devito 9-12; Hayden 4-9; I. Williams 1-1; TEAM 2-3
PASSING: VIRGINIA - Armstrong 13-32-2 180; Woolfolk 0-2-0 0. **ILLINOIS** - Devito 17-25-1 196
RECEIVING: VIRGINIA - Thompson 5-62; Davis 2-67; 2-23; Hollins 2-13; Misch 1-8; X. Brown 1-7. **ILLINOIS** - Ford 4-20; I. Williams 3-19; Bryant 2-60; Marchese 2-43; Reiman 2-14; Hightower 2-13; Brown 1-3.



GAME 3 • UVA 16, ODU 14
Sept. 17 • Charlottesville, Va.

Game Notes

- Virginia improved to 2-0 all-time against ODU. The only other meeting between the two schools came in 2019 at Scott Stadium (UVA, 28-17).
- UVA is 12-2 at home in the month of September since the 2017 season.
- After a 37-yard kickoff return by Demick Starling, Virginia drove 56 yards on six plays in the final 1:01 of the game to setup a 26-yard field goal by Brendan Farrell as time expired.
- It marked the first UVA game-winning field goal as time expired since Robert Randolph's 23-yarder at Indiana in 2011.
- Virginia has won four games in the final minute of a game since the 2011 season, two of them on game-winning drives orchestrated by quarterback Brennan Armstrong.
- The Cavaliers amassed 513 yards of total offense (229 rush, 284 pass), the 11th time in the last 15 games that UVA eclipsed the 500-yard mark.
- Brennan Armstrong broke the program's career passing record with a 17-yard completion to Lavel Davis Jr. in the fourth quarter. He passed Matt Schaub on UVA's all-time list who threw for 7,502 from 2000-03. Armstrong accounted for 284 passing yards in the contest and now has 7,504 for his career.
- Armstrong's 200-yard passing performance was his 20th of his career, tying him with Schaub for the most in school history.
- Keytaon Thompson recorded his 100th career reception with a 47-yard catch in the third quarter, his longest of the 2022 season. He has caught a pass in 17-straight games, the longest active streak on the team. All but one of Thompson's career receptions have come at UVA. He is the 27th player catch 100 passes in a Cavalier uniform.
- Thompson finished with nine catches and 118 yards receiving, the first 100-yard receiver of the 2022 season for UVA. He has caught a pass in 17-straight games, the longest active streak on the team.
- Thompson was one reception shy of his career-high of 11 last season at Pitt. Thompson has caught five or more passes in six of the last seven games.
- On the final drive of the game, Armstrong hit Davis for a 30-yard pass down the middle. Of his 28 career receptions, 14 have gone for 20 or more yards.
- Brendan Farrell went 3-for-4 in field goals with makes from 26, 30 and 26. His lone miss was from 36 yards out with 3:07 left in the game. It was his first career miss in 13 career attempts from 39 yards and in. The three field goals for Farrell were a single-game, career-high.
- True freshman Xavier Brown rushed for 88 yards on nine carries (9.8 avg.). Brown's ninth career carry went for 38 yards, the longest by a UVA rusher this season.

Score by Quarters:

ODU	0	7	0	7	— 14
Virginia	7	3	0	6	— 16

Scoring Summary:

- 1st 03:13 UVA M.Hollins 1 yd rush (B.Farrell kick), 7-77, 02:29, 0-7
- 2nd 10:23 UVA B.Farrell 26 yd FG, 7-41, 02:19, 0-10
- 2nd 00:19 ODU A.Jennings 29 yd pass from H.Wolff (E.Sanchez kick), 6-64, 00:32, 7-10
- 4th 08:37 UVA B.Farrell 30 yd FG, 11-46, 05:09, 7-13
- 4th 01:01 ODU Z.Kuntz 18 yd pass from H.Wolff (E.Sanchez kick), 11-80, 02:06, 14-13
- 4th 00:00 UVA B.Farrell 26 yd FG, 6-56, 01:01, 14-16

Attendance— 40, 556

	ODU	UVA		ODU	UVA
First Downs	20	26	Punts (Number-Avg)	8-331	4-148
Rushes-Yards (Net)	32-89	45-229	Fumbles-Lost	2-1	3-3
Passing Yards (Net)	235	284	Penalties-Yards	8-75	8-80
Passes Comp-Att-Int	23-37-0	20-37-0	Possession Time	26:28	33:32
Total Offense Plays-Yards	69-324	82-513	Third-Down Conversions	4-15	7-16
Fumble Returns-Yards	1-10	0-0	Fourth-Down Conversions	1-2	1-1
Punt Returns-Yards	2-7	2-10	Red-Zone Scores-Chances	1-1	4-7
Kickoff Returns-Yards	1-28	1-37	Sacks By: Number-Yards	2-20	3-16
Interception Returns-Yards	0-0	0-0			

RUSHING: ODU - Watson 21-70; Sims 5-17; Paige 1-11; Spencer 1-6; Wicks 1-1; Wolff 3-16 **VIRGINIA** - X. Brown 9-88; P. Jones 11-56; Armstrong 14-54; Hollins 8-29-1; C. Brown 2-4; Team 1-2

PASSING: ODU - Wolff 23-37-0, 235 **VIRGINIA** - Armstrong 20-37-0, 284

RECEIVING: ODU - Jennings 9-87-1; Kuntz 6-83-1; Sims 3-12; Harvey 2-20; Granger 2-7; Spencer 2-7; Bly 3-5; Paige 1-4. **VIRGINIA** - Thompson 9-118; Wicks 4-85; Misch 4-33; Davis Jr. 2-47; X. Brown 1-1

GAME 4 • Syracuse 22, UVA 20
Sept. 23 • Syracuse, N.Y.

Game Notes

- UVA is 65-59-1 in night games and holds 25-36 mark in road night games.
- UVA has dropped back-to-back ACC openers and fall to 28-41 all-time in ACC opening games.
- The all-time series between UVA and Syracuse is even at 3-3. UVA is 1-2 against the Orange on the road.
- Virginia forced four turnovers (3 fumbles, 1 interception) in the contest for the second time this season (Illinois). The four Syracuse turnovers were the first four of the season.
- The Cavaliers were 3-for-3 with three touchdowns in the red zone. The Virginia defense held Syracuse to four field goals on its five trips inside the 20. The five field goals against UVA were the most since 2009 against Duke.
- The Cavaliers recorded six sacks in the contest, the most in a game since the 2019 regular season finale against Virginia Tech.
- Virginia scored all 20 of its points in the second half, the most in the second half this season and the most since scoring 24 against Georgia Tech last season.
- Senior Chico Bennett Jr. four tackles, two sacks and recovered a fumble in the contest. He has a sack in three consecutive games and leads the team with four on the year.
- Sophomore Jonas Sanker co-led the Cavaliers with a career-high 10 tackles. He also added a fumble recovery and his first career interception.
- In his 27th consecutive start Nick Jackson was credited with 10 tackles (6 solo). It marked the 16th time in his career he's recorded a double-digit tackling effort. Jackson also added a sack, his second of the season and he now has 7.5 in his career.
- Keytaon Thompson led the Cavaliers with 55 yards receiving on nine catches. He has now caught a pass in 18-straight games, the longest active streak on the team. Of his 55 yards, 32 of them came after the catch.
- Thompson also carried the ball twice for 10 yards and scored Virginia's first touchdown of the night from one yard out. The rushing touchdown was his 18th of his career, eight have come in a UVA uniform.
- Kam Butler forced his second fumble of the season, stripping Sean Tucker in the first quarter. He has two forced fumbles this season and five in his career. He is one of four ACC players with two forced fumbles in 2022.
- True freshman kicker Will Bettridge made his collegiate debut, converting the extra point try on UVA's first touchdown.
- Brennan Armstrong's four-yard passing touchdown to Lavel Davis Jr. in the fourth quarter put UVA up 20-19 with 5:51 remaining. The touchdown pass was his 54th of his career, three shy of breaking Matt Schaub's program benchmark. The touchdown reception was Davis Jr.'s second of the season and eighth of his career.

Score by Quarters:

Virginia	0	0	13	7	— 20
Syracuse	10	6	3	3	— 22

Scoring Summary:

- 1st 12:18 SYR G.Shrader 17 yd rush (A.Szmyt kick), 5-41, 02:42, 0-7
- 1st 01:00 SYR A.Szmyt 26 yd FG, 11-61, 04:17, 0-10
- 2nd 14:15 SYR A.Szmyt 32 yd FG, 4-14, 01:32, 0-13
- 2nd 01:21 SYR A.Szmyt 28 yd FG, 11-77, 05:22, 0-16
- 3rd 09:46 UVA K.Thompson 1 yd rush (W.Bettridge kick), 10-75, 05:14, 7-16
- 3rd 09:26 UVA P.Jones 4 yd rush (W.Bettridge kick blocked), 2-13, 00:14, 13-16
- 3rd 00:24 SYR A.Szmyt 40 yd FG, 14-58, 06:06, 13-19
- 4th 05:51 UVA L.Davis Jr. 4 yd pass from B.Armstrong (W.Bettridge kick), 10-75, 03:57, 20-19
- 4th 01:14 SYR A.Szmyt 31 yd FG, 11-62, 04:37, 20-22

Attendance— 34,590

	UVA	SYR		UVA	SYR
First Downs	17	20	Punts (Number-Avg)	4-192	7-453
Rushes-Yards (Net)	149	75	Fumbles-Lost	1-1	3-3
Passing Yards (Net)	138	277	Penalties-Yards	12-105	12-91
Passes Comp-Att-Int	19-38-1	22-33-1	Possession Time	25:10	34:50
Total Offense Plays-Yards	67-287	71-352	Third-Down Conversions	3-12	6-16
Fumble Returns-Yards	0-0	1-5	Fourth-Down Conversions	1-3	0-0
Punt Returns-Yards	0-0	2-12	Red-Zone Scores-Chances	3-3	5-5
Kickoff Returns-Yards	4-101	2-70	Sacks By: Number-Yards	6-28	40-17
Interception Returns-Yards	1-14	1-5			

RUSHING: VIRGINIA - P. Jones 13-87-1; Armstrong 11-29; Hollins 2-22; Thompson 2-10-1; X. Brown 1-1. **SYRACUSE** - Tucker 21-60; Shrader 14-11-1; C. Jackson 1-4; Allen 1-1; Team 1-1.

PASSING: VIRGINIA - Armstrong 19-38-1 **SYRACUSE** - Shrader 22-33-1

RECEIVING: VIRGINIA - Thompson 8-55; Wicks 5-42; Misch 2-18; Hollins 2-15; Davis Jr. 1-4-1; Jones 1-4. **SYRACUSE** - Gadsden II 7-11-3; Tucker 5-39; Pena 2-4-1; Jackson 2-28; Cooper 2-27; Alford 2-18; Allen I-7; Mang 1-4-1-4

VIRGINIA

GAME 5 • DUKE 38, UVA 17 Oct. 1 • Durham, N.C.

Game Notes

- Virginia snapped a seven-game win streak against Duke and suffered its first loss against the Blue Devils since 2014 in Durham (20-13).
- The Cavaliers own a 40-34 advantage in the all-time series and drop to 17-23 all-time in Durham.
- With a 2-3 record through the first three games, UVA is below the .500 mark for the first time since the 2020 season and only the second time since the beginning of the 2018 season.
- Seven different Cavaliers caught a pass in the contest, matching a season-high (Richmond).
- Virginia went 83 yards on 11 plays to score its first touchdown of the game, tied for the longest touchdown scoring drive (yards) of the season. The second touchdown of the season against Richmond went 14 plays for 83 yards.
- Brennan Armstrong tied Shawn Moore (1987-90) for second all-time on UVA's career passing touchdown list with his 55th on a 11-yard pass to Perris Jones in the final two minutes of the first half. Armstrong is one touchdown shy of matching Matt Schaub's career mark of 56.
- Armstrong scored UVA's second touchdown on a five-yard rush in the fourth quarter. It was his 16th career rushing TD, the fifth most by a quarterback in UVA history.
- Armstrong threw for 202 yards to record the 21st 200-yard passing game in his career. That makes him UVA's all-time leader for that category.
- Perris Jones notched his team-best, fourth touchdown of the season to put UVA on the board with 1:12 remaining in the second quarter. It was his second receiving touchdown, both his touchdown receptions this season have gone for 11 yards.
- Keytaon Thompson led the Cavaliers for the fourth-straight game with six catches and accumulated 61 receiving yards. He's caught a pass in 19-straight games and has five or more receptions in nine of his last 10 games.
- Despite sitting out the first half due to a targeting penalty in UVA's previous game against Syracuse, Nick Jackson registered 10 tackles and went over the 300-tackle mark for his career. He has 301 career tackles and Saturday marked the 17th double-digit tackle effort of his career (all in the last three years). Jackson's 27-game start streak ended due to the suspension.
- Jonas Sanker finished with a team-best and career-high, 11 tackles.
- Tight end Grant Misch caught three passes for 19 yards and has a reception in all five games this season.
- Jestus Johnson started at center for the Cavaliers, his first career start.
- First career reception for Sackett Wood was a nine-yard reception on third down in the second quarter.
- First year Will Bettridge was successful on his first career field goal attempt, drilling a 34-yard attempt in the third quarter.

Score by Quarters:

Virginia	0	7	3	7	— 17
Duke	14	7	7	10	— 38

Scoring Summary:

- 1st 07:02 DUKE J.Calhoun 19 yd pass from R.Leonard (C.Ham kick), 6-72, 02:15, 0-7
- 1st 00:13 DUKE R.Leonard 2 yd rush (C.Ham kick), 9-58, 03:32, 0-14
- 2nd 10:25 DUKE J.Waters 1 yd rush (C.Ham kick), 9-41, 04:38, 0-21
- 2nd 01:12 UVA R.Jones 11 yd pass from B.Armstrong (W.Bettridge kick), 10-83, 02:38, 7-21
- 3rd 11:13 DUKE R.Leonard 1 yd rush (C.Ham kick), 5-72, 02:24, 7-28
- 3rd 01:08 UVA W.Bettridge 34 yd FG, 13-47, 05:12, 10-28
- 4th 14:03 DUKE J.Moore 59 yd rush (C.Ham kick), 4-70, 01:58, 10-35
- 4th 10:30 UVA B.Armstrong 5 yd rush (W.Bettridge kick), 7-74, 03:27, 17-35
- 4th 03:00 DUKE C.Ham 34 yd FG, 11-53, 07:25, 17-38

Attendance— 15,152

	UVA	DUKE		UVA	DUKE
First Downs	19	26	Punts (Number-Avg)	5-166	3-123
Rushes-Yards (Net)	25-93	48-248	Fumbles-Lost	1-1	1-0
Passing Yards (Net)	202	192	Penalties-Yards	6-87	3-38
Passes Comp-Att-Int	19-37-1	18-24-0	Possession Time	23:30	36:30
Total Offense Plays-Yards	62-295	72-377	Third-Down Conversions	8-14	5-13
Fumble Returns-Yards	0-0	0-0	Fourth-Down Conversions	0-0	2-3
Punt Returns-Yards	0-0	1-43	Red-Zone Scores-Chances	3-3	5-5
Kickoff Returns-Yards	4-98	4-93	Sacks By: Number-Yards	1-4	1-11
Interception Returns-Yards	0-0	1-0			

RUSHING: VIRGINIA - P. Jones 8-41; Armstrong 8-23-1; Hollins 3-14; Thompson 1-10; X. Brown 5-5. **DUKE** - Coleman 18-97; Moore 3-67-1; Leonard 9-59-2; Waters 13-33-1; Moore 2-6; Team 1-2; Hubbard 1-12.

PASSING: VIRGINIA - Armstrong 19-37-1 **DUKE** - Leonard 18-24-0

RECEIVING: VIRGINIA - Thompson 6-51; Wicks 4-51; Misch 3-19; P. Jones 2-20; Kemp 3-8; Davis 4-34; Wood 1-9. **DUKE** - Calhoun 6-65-1; Dalmolin 3-36; Moore 2-19; Hagans 2-7; Pancol 2-6; Waters 1-6; Harding Jr. 1-5; Robertson 1-3.

40 | VIRGINIA FOOTBALL

GAME 6 • Louisville 34, UVA 17 Oct. 8 • Charlottesville, Va.

Game Notes

- Louisville improved to 6-5 all-time against Virginia and recorded only its second win in Charlottesville in six tries.
- Virginia ended a three-game win streak on homecomings and dropped to 49-46-2 in its 97 total homecomings contests. It was the second time UVA has played Louisville on Homecomings (1989, 16-15 UVA win).
- Virginia has lost back-to-back ACC home openers which includes a 37-17 loss to Wake Forest last season. UVA is 0-3 to start ACC play for the first time since the 2013 season.
- Virginia was credited with six yards rushing, the fewest since rushing for five yards against Virginia Tech in 2017.
- The UVA defense recorded its 10th and 11th takeaways of the season (7 fumble recoveries & 4 interceptions) with a pair of interceptions on the afternoon. UVA came into the weekend ranked third in the ACC in turnovers gained.
- Brennan Armstrong threw his 56th career touchdown pass, tying him with Matt Schaub for the most in program history. The record-tying touchdown pass came in the first quarter, a 40-yard scoring strike to Dontayvion Wicks.
- Armstrong accumulated a season-high, 313 yards passing. He added to his own school record with his 12th 300-yard passing effort of his career.
- True freshman Will Bettridge connected on a 47-yard field goal in the first quarter to open the game's scoring. It was the longest field goal by a UVA kicker this season and the longest since Brian Delaney kicked a 48-yarder against Virginia Tech in 2019.
- Keytaon Thompson led UVA in receptions for the fifth-straight game, catching nine passes for 98 yards. It marked the seventh time in his career he's accumulated nine or more receptions in a game. He's registered five or more receptions in 10 of his last 11 games.
- Thompson has caught a pass in 20-straight games dating back to the 2020 season. He moved up to 13th on UVA's all-time receptions list with 126. He has 127 receptions for his career including one while at Mississippi State.
- Lavel Davis Jr.'s 25-yard reception in the first quarter was his fifth reception of 20 or more yards this season. Of his 34 career catches, 16 have gone for 20 or more yards.
- Anthony Johnson intercepted his second pass of the season and also recorded a career-high three breakups. One of his breakups led to the other UVA interception. Johnson has seven career interceptions, including five in his time at UVA.
- Antonio Clary was credited with his first career interception. Clary has played in 29 games (nine starts) for UVA.
- Linebacker Nick Jackson led the Cavaliers with 11 tackles, his fourth double-digit tackle effort in six games this season. He moved into 15th place on UVA's all-time tackle list with 312, passing former teammate Joey Blount (2017-21) and Phil Thomas (1986-89) who each had 306.

Score by Quarters:

Virginia	0	13	14	7	— 17
Louisville	10	0	7	0	— 34

Scoring Summary:

- 1st 09:45 UVA W.Bettridge 47 yd FG, 8-35, 03:21, 0-3
- 1st 06:42 UVA D.Wicks 40 yd pass from B.Armstrong (W.Bettridge kick), 7-62, 02:55, 0-10
- 2nd 10:19 LOU J.Turner 23 yd FG, 13-61, 04:30, 3-10
- 2nd 07:51 LOU B.Domann 44 yd rush (J.Turner kick), 4-52, 01:24, 10-10
- 2nd 00:00 LOU J.Turner 20 yd FG, 11-63, 03:04, 13-10
- 3rd 10:35 LOU M.Ford 32 yd pass from B.Domann (J.Turner kick), 5-60, 02:09, 20-10
- 3rd 06:58 UVA B.Armstrong 11 yd rush (W.Bettridge kick), 8-75, 03:37, 20-17
- 3rd 00:54 LOU T.Cooley 1 yd rush (J.Turner kick), 8-60, 04:37, 27-17
- 4th 11:03 LOU J.Jordan 1 yd rush (J.Turner kick), 5-47, 02:08, 34-17

Attendance— 38,009

	UVA	UL	LOU	UVA
First Downs	24	18		
Rushes-Yards (Net)	46-198	25-6	Punts (Number-Avg)	4-169 4-177
Passing Yards (Net)	275	313	Fumbles-Lost	0-0 1-1
Passes Comp-Att-Int	17-30-2	24-34-2	Penalties-Yards	5-55 8-66
Total Offense Plays-Yards	76-473	59-319	Possession Time	34:54 25:06
Fumble Returns-Yards	1-0	0-0	Third-Down Conversions	8-15 3-12
Punt Returns-Yards	3-4	2-16	Fourth-Down Conversions	1-1 1-3
Kickoff Returns-Yards	0-0	3-37	Red-Zone Scores-Chances	4-4 1-2
Interception Returns-Yards	2-4	2-6	Sacks By: Number-Yards	7-37 0-0

RUSHING: LOUISVILLE - Cooley 18-77; Domann 9-71; Jordan 11-29; Turner 7-23.

VIRGINIA - X. Brown 4-7; P. Jones 6-6; M. Hollins 1-0; Armstrong 14-7-1.

PASSING: LOUISVILLE - Domann 17-30-2 **VIRGINIA** - Armstrong 24-34-2

RECEIVING: LOUISVILLE - Hudson 7-101; Ford 4-93-1; Huggins-Bruce 4-53; Martin 1-22; Turner 1-6. **VIRGINIA** - Thompson 9-98; Wicks 4-69-1; Davis Jr. 4-52; Wood Jr. 3-48; Starling 2-35; Misch 1-6; P. Jones 1-5.



GAME 7 • UVA 16, GEORGIA TECH 9
Oct. 20 • Atlanta, Ga.

Game Notes

- Virginia improved to 22-21-1 and have won four of the last five against the Yellow Jackets.
- The Cavaliers picked up their first win at Bobby Dodd Stadium since 2008, dropping their previous five decisions.
- It marked only the second time in the 44-games between the two schools that Georgia Tech failed to reach double-digit points (UVA won 24-7 in Atlanta in 1994).
- Virginia picked up its first road win of the season and first victory away from Charlottesville since winning at Louisville on Oct. 9, 2021, a span of five games.
- The Cavaliers accumulated eight sacks, the second-most ever in a game in program history and the most since setting the school record with nine against Duke in 2006. UVA has recorded eight sacks in a game, four times, most recently in 1996 against Wake Forest.
- The eight sacks were the most by an ACC team this season. Including UVA, only seven schools in the country have recorded eight or more sacks in a game this season.
- UVA defense did not allow a first down in the third quarter and held Georgia Tech to 14 total yards in the third quarter on four drives (all 3-and-outs). It forced the Yellow Jackets to go 3-and-out on its first six possessions of the second half.
- The Georgia Tech offense did not score in the second half, the first time a UVA opponent was held scoreless in the second half since blanking Duke in the final 30 minutes last season.
- The UVA defense held the Yellow Jackets to 202 yards of total offense (146 pass/55 rush), the fewest in a game since allowing 183 against William & Mary in 2021 and the fewest allowed to an FBS/ACC opponent since yielding 199 to Pitt in 2013.
- Brennan Armstrong threw his 57th touchdown pass of his career, a 44-yard catch and run by Dontayvion Wicks in the second quarter to break UVA's career touchdown record. He surpassed Matt Schaub who threw for 56 touchdowns from 2000-03.
- Both Schaub and Armstrong broke the UVA career TD record in their 38th game. Schaub broke Shawn Moore's then-record with a 52-yard strike to Heath Miller in the 2003 Continental Tire Bowl against Pitt.
- Atlanta native Nick Jackson finished with a team-high eight tackles, recorded two sacks and recovered a fumble in the contest. It was his first ever multiple sack game and first fumble recovery of his career.
- Jackson moved up to 14th place all-time on UVA's all-time career tackle list and now has 324 in his four seasons as a Cavalier.
- Chico Bennett Jr., a transfer from Georgia Tech, also put together his first multi-outing sack of his career. He leads the team six on the season.
- Wicks had a season-high, 99 yards receiving on four catches. A total of 43 of his yards came after the catch. Wicks had two catches of 20 or more yards the 44-yard TD catch and a 37-yard catch in the third quarter. He has 34 catches of 20 or more yards, the most by any Cavalier receiver since 2000.

Score by Quarters:

Virginia	7	6	3	0	— 16
Georgia Tech	6	3	0	0	— 9

Scoring Summary:

- 1st 06:51 GT L.Brooks 37 yd interception return (G.Stewart kick missed), 00:30, 0-6
- 1st 02:01 UVA B.Armstrong 1 yd rush (W.Bettridge kick), 9-75,04:50, 7-6
- 2nd 07:24 UVA D.Wicks 44 yd pass from B.Armstrong (W.Bettridge kick missed), 3-69, 01:07, 13-6
- 2nd 00:24 GT G.Stewart 35 yd FG, 9-70 ,00:52, 13-9
- 3rd 06:21 UVA W.Bettridge 28 yd FG, 4-2, 01:58, 16-9

Attendance— 29,362

	UVA	GT		UVA	GT
First Downs	17	13			
Rushes-Yards (Net)	38-156	37-56	Punts (Number-Avg)	6-215	10-430
Passing Yards (Net)	255	146	Fumbles-Lost	3-2	1-1
Passes Comp-Att-Int	20-35-2	16-36-1	Penalties-Yards	10-92	7-56
Total Offense Plays-Yards	73-411	73-202	Possession Time	31:48	28:12
Fumble Returns-Yards	0-0	0-0	Third-Down Conversions	2-14	6-21
Punt Returns-Yards	4-46	1-0	Fourth-Down Conversions	1-3	0-1
Kickoff Returns-Yards	2-24	0-0	Red-Zone Scores-Chances	2-3	1-2
Interception Returns-Yards	1-0	2-29-1	Sacks By: Number-Yards	8-50	0-0

RUSHING: VIRGINIA - Armstrong 13-91-1; X. Brown 12-45; P.Jones 10-17; Thompson 1-5; TEAM 1- - 1; Bracey 1- - 1. **GEORGIA TECH** - Hall 12-42; D. Smith 9-34; Rutherford 1-4; Sims 3-1; Gibson 12-45

PASSING: VIRGINIA - Armstrong 20-35-2. **GEORGIA TECH** - Sims 6-11-1; Gibson 10-25-0

RECEIVING: VIRGINIA - Thompson 7-89; Wicks 4-99-1; Misch 4-28; X. Brown 4-8; L. Davis 1-31. **GEORGIA TECH** - McCollum 5-62; Carter 4-43; Hall 4-37; Rutherford 2-4

GAME 8 • MIAMI 14, VIRGINIA 12
Oct. 29 • Charlottesville, Va.

Game Notes

- Virginia dropped to 8-12 all-time against the Hurricanes.
- The four-overtime contest was the longest in UVA history and the fourth FBS game this season to go to four or more overtimes.
- The Cavaliers are 4-8 all-time in overtime games and have dropped the last three overtime decisions. The last time UVA went to overtime was against Virginia Tech in 2018.
- The last time UVA lost and the opponent did not score a touchdown was a 3-0 loss to Rutgers in 1981.
- The game was the lowest scoring overtime game in FBS college football since Cal and TCU (10-7 10T) in 2018.
- UVA has not allowed an offensive touchdown in eight-straight quarters. Its last touchdown was surrendered in the fourth quarter against Louisville (Oct. 8).
- Announced attendance for the contest was 43,714, the largest crowd at Scott Stadium this season.
- The Cavaliers were held scoreless in the first half for the second time this season (Syracuse).
- Chico Bennett recorded his seventh sack of the season (ACC leader coming into the contest). The seven sacks are the most in a season by a Cavalier since Jordan Mack (7.5) and Noah Taylor (7.0) in 2019. Bennett finished with three tackles, a forced fumble, a sack and three quarterback hurries.
- Freshman Will Bettridge was successful on all four of his field goal attempts (27, 24, 41, 41). He's the first UVA kicker with four field goals in a game since Ian Frye against Miami in 2015.
- Brennan Armstrong completed a swing pass to Mike Hollins in the third quarter that went for 64 yards, the longest pass of the season for UVA and the longest reception of Hollins' career.
- Hollins had a career-high five catches against Miami last season and added 42 yards on the ground.
- Keytaon Thompson finished with five catches for 41 yards, leading the Cavaliers in catches for seventh game. He moved into a tie for eighth place with Alvin Pearman (2001-04) on UVA's all-time receptions list with 138. It marked Thompson's 22-straight game with a reception.
- Senior Nick Jackson made 14 tackles, his second 14-tackle performance of the season. It was his 19th career double-digit tackle effort of his career.
- Coen King established a career high with 13 tackles, including nine solo stops. He also added one pass breakup.
- Freshman Stevie Bracey made a career-high 5 tackles.
- Freshman Sean Wilson made his first career start.
- Brennan Armstrong passed for 208 yards and rushed for an additional 67. The 200-yard passing effort was his 23rd of his career. He is 101 total yards away from 10,000 for his career.

Score by Quarters:

Miami	0	3	0	3	3	3	0	2	— 16
Virginia	0	0	3	3	3	3	0	0	— 9

Scoring Summary:

- 2nd 00:00 MIA A.Borregales 38 yd FG, 6-35, 01:45, 3-0
- 3rd 10:42 UVA W.Bettridge 27 yd FG, 8-66, 04:18, 3-3
- 4th 12:11 UVA W.Bettridge 24 yd FG, 10-59, 04:06, 3-6
- 4th 00:00 MIA A.Borregales 20 yd FG, 13-53, 05:29, 6-6
- OT1 00:00 MIA A.Borregales 42 yd FG, 3-0, 9-6
- OT1 00:00 UVA W.Bettridge 41 yd FG, 4-1, 9-9
- OT2 00:00 UVA W.Bettridge 41 yd FG, 4-1, 9-12
- OT2 00:00 MIA A.Borregales 37 yd FG, 4-6,12-12
- OT4 00:00 MIA J.Garcia rush. 14-12

Attendance— 43,714

	UM	UVA		UM	UVA
First Downs	17	14	Punts (Number-Avg)	8-308	6-261
Rushes-Yards (Net)	38-147	33-119	Fumbles-Lost	1-0	0-0
Passing Yards (Net)	168	149	Penalties-Yards	5=22	6-50
Passes Comp-Att-Int	15-32-0	15-26-0	Possession Time	32:42	27:18
Total Offense Plays-Yards	70-272	59-327	Third-Down Conversions	5-17	5-16
Fumble Returns-Yards	0-0	0-0	Fourth-Down Conversions	0-0	0-1
Punt Returns-Yards	3-49	1-2	Red-Zone Scores-Chances	3-3	3-4
Kickoff Returns-Yards	2-54	0-0	Sacks By: Number-Yards	5-23	3-19
Interception Returns-Yards	0-0	0-0			

RUSHING: MIAMI - Parrish Jr. 24-113; Brown 5-28; Stanley 3-18; Brinson 1- -3; Gardia 5- -9. **VIRGINIA** - Armstrong 20-67; Jones 7-28; Hollins 2-16; X. Brown 4-8.

PASSING: MIAMI - Garcia 15-29-0, Brown 0-3-0. **VIRGINIA** - Armstrong 15-25-0

RECEIVING: MIAMI - Young 5-46; Mallory 3-22; B. Smith 2-16; Restrepo 1-11; Ladson Jr. 1-10; George 1-9; K. Smith 1-7; Parrish Jr. 1-4. **VIRGINIA** - Thompson 5-41; Kemp 5-28; Hollins 1-64; Davis Jr. 1-47; Wicks 1-14; Wood 1-9; X. Brown 1-5.

VIRGINIA

GAME 9 • NORTH CAROLINA 31, UVA 28 Nov. 5 • Charlottesville, Va.

Game Notes

- Virginia has dropped back-to-back games against North Carolina for the first time since 2015 and 2016. The UNC victory is the first in Charlottesville since 2016 and the first for UNC head coach Mack Brown in seven tries.
- The Cavaliers suffered their third ACC loss by three or less points this season. Five of the nine UVA games this season have been decided by a touchdown or less.
- UVA scored on its opening drive for the first time this season, a seven-play, 65-yard drive that took up 4:12 and ended with a Brennan Armstrong rushing touchdown.
- Virginia has lost three-straight home games for the first time since the 2016 season.
- UVA held North Carolina to a field goal in the first quarter and 10 points at halftime, the fewest by the Tar Heels at either break this season. UNC came into the contest as the top scoring offense in the ACC and the sixth-best in the country.
- The five-yard touchdown run by UNC's Drake Maye in the second quarter was the first offensive touchdown surrendered by Virginia in nine quarters.
- Virginia collected four sacks on the afternoon, the second-most (Miami-5) allowed by North Carolina. UVA has 15 sacks in its last three ACC games.
- Quarterback Brennan Armstrong became the 15th player in ACC football history to reach 10,000 career yards of total offense. He finished the day with 303 yards (232 pass, 71 rush) and now has 10,195 total yards of offense for his career.
- Armstrong rushed for a pair of touchdowns in the contest, a four-yard rush in the first quarter and an eight-yard score in the fourth. It marked the sixth time in his career he's rushed for multiple touchdowns in a game. His 20 career rushing touchdowns are tied with former teammate Bryce Perkins (2018-19) for the third-most by a quarterback in UVA history.
- Tight end Sackett Wood Jr. led the Cavaliers in receiving with a career-high in receptions (6) and yards (94). The 94 yards are the most by a Cavalier tight end since Jelani Woods amassed 122 yards against Illinois on Sept. 11, 2021.
- Nick Jackson passed Anthony Poindexter (1995-98) for 13th place on UVA's all-time tackle list. Jackson now has 343 career tackles after nine stops (4 solo, 5 assisted) this afternoon.
- James Jackson and Olasunkonmi Agunloye recorded their first career sacks in the contest. Jackson led the Cavaliers with a career-high 11 tackles.
- Wide receiver Demick Starling and Wood made their first career starts in the contest.
- True freshman Sean Wilson started his second-straight game at wide receiver and caught five passes for 61 yards, the first five catches of his collegiate career.

Score by Quarters:

North Carolina	3	7	14	7	—	31
Virginia	7	7	7	7	—	28

Scoring Summary:

1st	06:32	UNC	N.Burnette 35 yd FG, 11-58, 04:16, 3-7
2nd	06:47	UNC	D.Maye 5 yd rush (N.Burnette kick), 13-80, 05:45, 10-7
2nd	02:04	UVA	X.Brown 3 yd rush (W.Bettridge kick), 13-75, 04:43, 10-14
3rd	12:05	UNC	E.Green 4 yd rush (N.Burnette kick), 8-75, 02:55, 17-14
3rd	07:49	UVA	R.Walker Jr. 1 yd rush (W.Bettridge kick), 10-75, 04:16, 17-21
3rd	04:13	UNC	J.Downs 19 yd pass from D.Maye (N.Burnette kick), 8-71 03:36, 24-21
4th	13:19	UNC	E.Green 22 yd pass from D.Maye (N.Burnette kick), 11-80, 04:45, 31-21
4th	03:24	UVA	B.Armstrong 8 yd rush (W.Bettridge kick), 7-71, 00:59, 31-28

Attendance— 44, 156

	UNC	UVA	UNC	UVA
First Downs	29	25		
Rushes-Yards (Net)	40-462	39-186	Punts (Number-Avg)	3-165 5-219
Passing Yards (Net)	293	232	Fumbles-Lost	0-0 0-0
Passes Comp-Att-Int	26-37-0	17-35-1	Penalties-Yards	5-45 8-47
Total Offense Plays-Yards	77-455	74-418	Possession Time	33:38 26:22
Fumble Returns-Yards	0-0	0-0	Third-Down Conversions	7-14 7-13
Punt Returns-Yards	3-165	5-219	Fourth-Down Conversions	2-3 1-1
Kickoff Returns-Yards	1-0	0-0	Red-Zone Scores-Chances	4-5 4-4
Interception Returns-Yards	1-0	0-0	Sacks By: Number-Yards	1-7 4-21

RUSHING: NORTH CAROLINA - E. Green 22-91-1; Maye 16-74-0-1. **VIRGINIA** - Hollins 16-75; Armstrong 12-64; Walker 6-30-1; X. Brown 5-17-1.

PASSING: NORTH CAROLINA - Maye 26-37-0-2. **VIRGINIA** - Armstrong 17-35-1-0

RECEIVING: NORTH CAROLINA - Downs 15-166-1; A. Green 3-33; Morales 2-23; J.J. Jones 2-21; E. Green 1-22-1; D.J. Jones 1-14; Blackwell 1-9; Paysour 1-5. **VIRGINIA** - S. Wood 6-94; S. Wilson 5-61; Kemp 2-17; Starling 1-40; X. Brown 1-7; E. Davies 1-7; Misch 1-6.

GAME 10 • PITT 37, UVA 7 Nov. 13 • Charlottesville, Va.

Game Notes

- Pitt has won six of the last seven meetings including three-straight against UVA at Scott Stadium.
- The Panthers intercepted Virginia's first two passes and returned them for touchdowns. It marked only the fifth time ever a UVA opponent has returned two interceptions for a score in a single game and the first time since 2015 against Boise State. Pitt has returned two interceptions for touchdowns twice against Virginia (2006 & 2022).
- The Panthers scored 28 points in the first quarter, tied for the most ever by a UVA opponent. Maryland scored 28 in the opening stanza of the 1959 meeting.
- With the addition of Malachi Fields' five receptions, a total of 14 Cavaliers have caught a pass this season.
- Pitt recorded eight sacks in the contest, the most by a UVA opponent this season and the most since Notre Dame had eight against the Cavaliers in 2019.
- The UVA defense, which came into the contest averaging 3.33 sacks per game (3rd-best in ACC), was held without a sack for only the second time this season.
- Brennan Armstrong broke the ACC's record for passing yards by a left-handed quarterback. He needed 17 yards to surpass Tanner Price (Wake Forest) coming into the contest. Armstrong's 9,034 career passing yards are the 12th most by a left-handed quarterback in FBS history.
- Wide receiver Malachi Fields made his season debut and had a career-high in catches (5) and receiving yards (58). He caught his first collegiate touchdown, an eight-yard catch in the third quarter.
- Fentrell Cypress recorded two pass break ups in the contest to up his season total to 14. He came into the contest ranked first in the ACC and tied for third in the nation in pass break ups.
- Cornerbacks Anthony Johnson (12) and Fentrell Cypress (14) are the first set of UVA defensive backs to each record 12 or more pass break ups in a season since 1995 - Percy Ellsworth (12) and Joe Crocker (12).
- Three Cavaliers recorded double-digit tackles - Antonio Clary (13), Nick Jackson (11) and Coen King (11). The 13 tackles for Clary were a career high.
- Linebacker Nick Jackson eclipsed the 100-tackle mark and now has 104 on the season. It marks the third-straight season he's recorded 100+ tackles. He moved into a tie with Stuart Anderson (1978-81) for 11th on UVA's all-time tackle list with 354.
- Defensive end Kam Butler made his 40th consecutive start. He's started all 10 games this season at UVA and 30-straight at Miami (Ohio).
- Billy Kemp IV had four receptions for 38 yards. He now has 192 career receptions for his career, three behind Taquan Mizzell for the third-most in program history.
- Daniel Sparks established career-highs in punts (8) and punt yards (409) in the contest. He had three punts of 60 or more yards, including a 63-yarder in the fourth quarter. He's the only punter in UVA history to have three 60-yard punts in a game and only the third punter in UVA history with multiple 60-yard punts in the same game (Hunter Richards - 1968 & Will Brice - 1994).

Score by Quarters:

Pitt	28	0	3	6	—	37
Virginia	0	0	7	0	—	7

Scoring Summary:

1st	14:55	PITT	M.Devonshire 29 yd interception return (B.Sauls kick), 00:05, 7-0
1st	14:44	PITT	M.Williams 0 yd interception return (#90 B.Sauls kick), 00:11, 14-0
1st	08:04	PITT	I.Abanikanda 1 yd rush (B.Sauls kick), 8-63, 03:56, 21-0
1st	02:33	PITT	B.Means 31 yd pass from K.Slovic (B.Sauls kick), 8-62, 02:44, 28-0
3rd	07:21	PITT	B.Sauls 25 yd FG 10-54, 03:59, 31-0
3rd	03:48	UVA	M.Fields 9 yd pass from B.Armstrong (W.Bettridge kick), 9-75, 03:33, 31-7
4th	08:21	PITT	B.Sauls 27 yd FG, 14-54, 05:48, 34-7
4th	02:23	PITT	B.Sauls 39 yd FG, 7-20, 04:20, 37-7

Attendance— 36,529

	PITT	UVA	PITT	UVA
First Downs	21	15	Punts (Number-Avg)	4-151 8-409
Rushes-Yards (Net)	48-189	24-8	Fumbles-Lost	0-0 0-0
Passing Yards (Net)	208	152	Penalties-Yards	9-82 1-5
Passes Comp-Att-Int	14-24-0	17-32-2	Possession Time	36:02 23:58
Total Offense Plays-Yards	72-397	57-144	Third-Down Conversions	6-15 2-13
Fumble Returns-Yards	0-0	0-0	Fourth-Down Conversions	1-1 1-2
Punt Returns-Yards	6-85	1-0	Red-Zone Scores-Chances	3-3 1-2
Kickoff Returns-Yards	0-0	0-0	Sacks By: Number-Yards	8-69 0-0
Interception Returns-Yards	2-68	0-0		

RUSHING: PITT - Abanikanda 24-121-1; Hammond Jr. 13-39; Flemister 8-38. **VIRGINIA** - Hollins 8-23; Walker Jr. 4-10; X. Brown 2-5; Armstrong 10-46.

PASSING: PITT - Slovic 14-24-208-0-1. **VIRGINIA** - Armstrong 17-32-152-2-1

RECEIVING: PITT - Mumpfield 7-60; Means 3-90-1; Wayne 2-40; V. Davis 1-10; Abanikanda 1-8. **VIRGINIA** - Fields 5-58-1; Kemp 4-48; S. Wilson 3-25; Hollins 3-22; Wood 1-5; X. Brown 1-4-2-13; Henry 1-4



THE LAST TIME ...

A VIRGINIA PLAYER HAD...

200 yards rushing: 223, Alvin Pearman vs. Duke, 2004
150 yards rushing: 164, Bryce Perkins vs. Virginia Tech, 2019
100 yards rushing: 105, Brennan Armstrong; 104 Perris Jones vs. Richmond, 2022
30 carries: 30, Cedric Pearman vs. North Carolina, 2007
25 carries: 26, Jordan Ellis vs. South Carolina, 2018
4 TDs rushing: 4, Keith Payne vs. Richmond, 2010
3 TDs rushing: 3, Bryce Perkins vs. Duke, 2019
2 TDs rushing: 2, Brennan Armstrong vs. North Carolina, 2022
3 TDs rushing by a QB: 3, Bryce Perkins vs. Duke, 2019
2 TDs rushing by a QB: 2, Brennan Armstrong vs. Virginia Tech, 2021
QB rushed for 100 yards: 105, Brennan Armstrong vs. Richmond, 2022
QB rushed for 100 yards in back-to-back games: Bryce Perkins at UNC, vs. GT, 2019
2 rushers with 100+ yards: Brennan Armstrong (105) and Perris Jones (104) vs. Richmond, 2022
2 rushers with 2 TDs: Bryce Perkins (3), Wayne Taulapapa (2) vs. Duke, 2019
75+ yard run: 75 (TD) Jordan Ellis vs. Ohio, 2018
50+ yard run: 64 (TD) Brennan Armstrong vs. Richmond, 2022
10+ receptions: 11, Keytaon Thompson & 10 Dontayvion Wicks at Pitt, 2021
200 yards receiving: 247, Olamide Zaccheaus vs. Ohio, 2018
150 yards receiving: 168, Dontayvion Wicks vs. Georgia Tech, 2021
100 yards receiving: 118, Keytaon Thompson, vs. ODU, 2022
100 yards receiving in back-to-back games: Keytaon Thompson vs. Notre Dame (101)/at Pitt (126)
100 yards receiving in three-straight games: Dontayvion Wicks vs. Duke (125)/Georgia Tech (168)/BYU (125)
4 TDs receiving: 4, Ed Carrington at Maryland, 1965
3 TDs receiving: 3, Olamide Zaccheaus vs. South Carolina, 2018
2 TDs receiving: 2, Dontayvion Wicks vs. Georgia Tech, 2021
2 receivers with 100 yards receiving: 144, Dontayvion Wicks at Pitt, 2021
 126, Keytaon Thompson at Pitt, 2021
3 receivers with 100 yards receiving: 136, Doni Dowling vs. UConn, 2017
 127, Andre Levrone vs. UConn, 2017
 122, Olamide Zaccheaus vs. UConn, 2017
2 receivers with 2 TDs: Ryan Sawyer (2), Heath Miller (2) vs. Wake Forest, 2002
70+ yard pass play: 70 (TD), Dontayvion Wicks from Brennan Armstrong at BYU, 2021
50+ yard pass play: 64, Mike Hollins from Brennan Armstrong vs. Miami, 2022
An OL caught a pass: Elton Brown vs. Florida State, 2004
Attempted 60 passes: 60, Brennan Armstrong at Louisville, 2021
Attempted 50 passes: 59, Brennan Armstrong vs Wake Forest, 2021
Attempted 40 passes: 49, Brennan Armstrong vs. Virginia Tech, 2021
Completed 40 passes: 40, Brennan Armstrong at Louisville, 2021
Completed 30 passes: 36, Brennan Armstrong at Pitt, 2021
Completed 25 passes: 29, Brennan Armstrong vs Virginia Tech, 2021
500 yards passing: 554, Brennan Armstrong at North Carolina, 2021
400 yards passing: 405, Brennan Armstrong vs. Virginia Tech, 2021
300 yards passing: 313, Brennan Armstrong vs. Louisville, 2022
250 yards passing: 255, Brennan Armstrong at Georgia Tech, 2022
Three Consecutive 400-yard passing games: Brennan Armstrong vs. Illinois (405), at North Carolina (554), vs. Wake Forest 2021 (407)
Four Consecutive 300-yard passing games: Brennan Armstrong at Louisville (487), Duke (364), Georgia Tech (396), at BYU (337)
6 TD passes: 6, Dan Ellis vs. Duke, 2000
5 TD passes: 5, Brennan Armstrong vs. Illinois, 2021
4 TD passes: 4, Brennan Armstrong at BYU, 2021
3 TD passes: 3, Brennan Armstrong at Pitt, 2021
A non-QB threw a TD pass: Olamide Zaccheaus (WR) 15 yards to Evan Butts vs. Duke, 2015
Threw 3+ interceptions: 3, Bryce Perkins vs. Miami, 2018
400 yards total offense in four-straight Games: Brennan Armstrong, 2021 (436 vs. Illinois; 538 at North Carolina; 440 vs. Wake Forest; 431 at BYU)
500 yards total offense: 553, Brennan Armstrong at North Carolina, 2021
400 yards total offense: 460, Brennan Armstrong at Pitt, 2021
300 yards total offense: 346, Brennan Armstrong at Georgia Tech, 2022
200 All-purpose yards: 200, Joe Reed at Georgia Tech, 2018
Intercepted 3 passes: 3, Rodney McLeod at Maryland, 2011
Intercepted 2 passes: 2, Brenton Nelson vs. Duke, 2020
2 Players Intercepted 2 passes: 2, Bryce Hall & Juan Thornhill at Duke, 2016
INT by a lineman: David Dean at Virginia Tech, 2014
INT by a linebacker: D'Sean Perry vs. Abilene Christian, 2020
INT at or behind line of scrimmage: David Dean at Virginia Tech, 2014
INT Return for a TD: 85 yards, Noah Taylor vs. Louisville, 2020
INT Return for a TD by a DB: 85 yards, Nick Grant vs. William & Mary, 2019
INT Return for a TD by a linebacker: 84 yards, D'Sean Perry vs. Abilene Christian, 2020
INT Return for a TD by a lineman: 3 yards by David Dean at Virginia Tech, 2014
2 INTs for Touchdowns: 2, Randy Neal vs. Virginia Tech, 1992
2 players with INTs for TD: Muffin Curry and Tony Franklin vs. W. Mich., 2003
4 sacks: 4, Charles Snowden vs. North Carolina, 2020
3 sacks: 4, Charles Snowden vs. North Carolina, 2020
4+ TFLs: 4, Nick Jackson vs. Duke, 2021
15+ Tackles: 16, Nick Jackson at BYU, 2020
4+ PBUs: 4, Bryce Hall vs. Ohio, 2018
Defensive Extra Point: Juan Thornhill at Indiana, 2018 (blocked PAT, scoop & score)
Fumble recovery for TD: Eli Hanback vs. Virginia Tech, 2019 (0 yards)
2 Fumble Recoveries: 2, Eli Hanback vs. Ohio, 2018
Five Field Goals: 5, Chris Gould vs. North Carolina, 2007
Four Field Goals: 4, Will Bettridge vs. Miami, 2022
Three Field Goals: 3, Brendan Farrell, ODU, 2022
Missed a PAT: Will Bettridge at Georgia Tech, 2022
Blocked a Punt: Noah Taylor at Pitt, 2019
Blocked Punt for a Touchdown: Trey Womack blocked punt & Bill Schautz returned it 20 yards for TD at Miami, 2009
Blocked a Field Goal: Nick Grant vs. William & Mary, 2021
Blocked a PAT Attempt: Noah Taylor vs. Georgia Tech, 2021
Punt return for TD: Maurice Canady vs. William & Mary, 2015 (74 yards)
Kickoff return for TD: Joe Reed vs. Duke, 2019 (95 yards)
Two-point conversion: Wayne Taulapapa rush at Miami, 2021

VIRGINIA...

Scored 60 points: 62-14 vs. NC State, 1997
Scored 50 points: 55-15 vs. Abilene Christian, 2020
Scored 40 points: 49-66 at BYU, 2021
Scored 30 points: 34-17 vs. Richmond, 2022
Defeated a ranked team: 44-41 vs. No. 15 North Carolina, 2020
Defeated a ranked team on the road: 14-13 at No. 23 Florida State, 2011
Defeated a AP Top-10 opponent: 26-21 vs No. 4 Florida State, 2005
Scored 40+ points vs. a ranked team: 49-66 at No. 25 BYU, 2021
Recorded a Shutout: 48-0 vs. Duke, 2021
Recorded a Shutout vs. ACC Opponent: 48-0 vs. Duke, 2021
Held a team without a TD: vs. Miami, 2022
Held an ACC team without a TD: Miami, 2022
Was Shut out: by Virginia Tech, 2017 (10-0)
Scoreless first half: vs. Pitt, 2022
Scoreless second half: at Illinois, 2022
Did not score a TD: vs. Miami, 2022
Did not score an offensive TD: vs. Miami, 2022
Scored a TD on offense, defense and special teams: vs. William & Mary, 2019
Had 300 rushing yards: 301 vs. Richmond, 2018
Had 200 rushing yards: 229 vs. ODU, 2022
Had fewer than 100 rushing yards: -8 vs. Pitt, 2022
Had negative yards rushing: -8 vs. Pitt, 2022
Had 200 yards passing: 232 vs. North Carolina, 2022
Had 300 yards passing: 313 vs. Louisville, 2021
Had 400 yards passing: 419 vs. Virginia Tech, 2021
Had 500 yards passing: 553 at North Carolina, 2021
Attempted 60 passes: 61 at Louisville, 2021
Attempted 50 passes: 51 vs Pitt, 2021
Completed 40 passes: 43 vs. Illinois, 2021
Passed for 5 touchdowns or more: 5 vs. Illinois, 2021
Had fewer than 100 yards passing: 92 vs. Miami, 2018
Had 600 yards of total offense: 636 vs. Georgia Tech, 2021
Had 500 yards of total offense: 513 vs. ODU, 2022
Had 400 yards of total offense: 410 at Georgia Tech, 2022
Had fewer than 100 yards of total offense: 90 vs. Maryland, 1980
Had consecutive games, 500 yards of total offense: 2021, Georgia Tech (636) at BYU (588)
Had five consecutive games, 500 yards of total offense: 2021, (545 vs. William & Mary, 556 vs. Illinois & 577 at North Carolina, 506 vs. Wake Forest, 588 at BYU)
Kicked 5 field goals: 5 vs. North Carolina, 2007
Had 7 or more sacks in a game: 8 at Georgia Tech, 2022
Had 6 or more sacks in a game: 6 at Syracuse, 2022
Had 5 or more sacks in a game: 5 vs. North Carolina, 2020
Had 4 or more sacks in a game: 4 vs. North Carolina, 2022
Had 10 or more TFL in a game: 10 at Georgia Tech, 2022
Missed extra point kick: at Georgia Tech, 2022
Had a FG attempt blocked: at Miami, 2019
Had successful two-point conversion: at Miami, 2021
Forced 7 or more turnovers: 7 vs. Duke, 2020
Forced 5 or more turnovers: 7 vs. Duke, 2020
Had 5 or more turnovers: 5 at Notre Dame, 2019
Recovered 3 fumbles: 3 at Syracuse, 2022
Blocked 2 punts in a game: 2 at Miami, 2009
Blocked 2 kicks in a game: 2 at Indiana, 2018 (PAT, FG)
Blocked 2 field goals in a game: 2 vs. Richmond, 2008
Blocked a field goal: 1 vs. William & Mary, 2021
Did not punt: vs. William & Mary, 2019
Had no turnovers: vs. Georgia Tech, 2021
Had no turnovers in back-to-back games: at UNC, vs. GT, vs. Liberty, 2019
Overtime game: Miami, 2022
Recorded a Safety: at Miami, 2021
Was not penalized: Richmond, 2016
Had 1 penalty: vs. Pitt, 2022
100+ penalty yards: 105 at Syracuse, 2021
10+ penalties: 10 at Georgia Tech, 2022
Trailed after three quarters, but rallied to win: at Louisville (17 points)
Trailed in the fourth quarter by 10+ points, but rallied to win: at Louisville, 2021 (17 points)
Trailed in a game by 15+ points, but rallied to win: vat Louisville, 2021 (17 points)
Trailed in a game by 20+ points, but rallied to win: vs. North Carolina, 2002 (21 points)
Did not lose a fumble: vs. Pitt, 2022
Did not allow a sack: at Georgia Tech, 2022
90+ offensive plays: 93 vs. NC State, 2020
100+ offensive plays: 102 at BYU, 2014
45 or fewer plays: 44 vs. Georgia Tech, 2009
Recovered an Onside Kick: at Louisville, 2019
3+ One-Play Scoring Drives: 3 vs. Ohio, 2018
Multiple One-Play Scoring Drives: 2 vs. Abilene Christian, 2020

THE LAST TIME ...

AN OPPONENT HAD...

200 yards rushing: 266, Tyler Allgeier, BYU, 2021
150 yards rushing: 162, Hassan Hall, Louisville, 2021
100 yards rushing: 121, Israel Abanikanda, Pitt, 2022
30 carries: 31, Stevie Scott, Indiana, 2018
25 carries: 29, Tyler Allgeier, at BYU, 2021
5 TDs rushing: 5, Tyler Allgeier, at BYU, 2021
4 TDs rushing: 5, Zach Abey, Navy, 2017
3 TDs rushing: 3, Kenneth Walker III, Wake Forest, 2020
2 TDs rushing: 2, Riley Leonard, Duke, 2022
3 TDs rushing by a QB: 3, Tevin Washington, Georgia Tech, 2012
2 TDs rushing by a QB: 2, Riley Leonard, Duke, 2022
QB rushed for 100 yards: 115, Braxton Burmeister, Virginia Tech, 2021
2 rushers with 100+ yards: Raheem Blackshear (169) & Braxton Burmeister (115), Virginia Tech 2021
3 rushers with 100+ yards: Zach Laskey (133), Robert Godhigh (111) & David Sims (107), Georgia Tech, 2013
2 rushers with 2 TDs: Zach Abey (5) & Malcolm Perry (2), Navy, 2017
50+ yard run: Jaquez Moore (59), Duke 2022
15+ receptions: 15, Josh Downs, North Carolina, 2022
10+ receptions: 11, Dyami Brown, North Carolina, 2020
200 yards receiving: 202, Jordan Addison, Pitt, 2021
150 yards receiving: 166, Josh Downs, North Carolina, 2022
100 yards receiving: 101, Tyler Hudson, Louisville, 2022
4 TDs receiving: 4, Jordan Addison, Pitt, 2021
3 TDs receiving: 3, Dyami Brown, North Carolina, 2020
2 TDs receiving: 2, Kyric McGowan, Georgia Tech, 2021
2 receivers with 100 yards receiving: Puka Nacua (107) & Samson Nacua (107), at BYU, 2021
2 receivers with 2 TDs: Fred Zeigler (3), Benny Galloway (2), South Carolina, 1968
90+ yard pass play: 92 (TD), Malik Cunningham to Tyler Harrell, Louisville, 2013
80+ yard pass play: 85 (TD), Cooper Rush to Corey Willis, Central Michigan, 2016
70+ yard pass play: 75 (TD), Sam Howell to Khafe Brown, North Carolina, 2021
50+ yard pass play: 61 (TD), Braxton Burmeister to Tayvion Robinson, Virginia Tech, 2021
Attempted 50 passes: 54, Daniel Jones, Duke, 2016
Attempted 40 passes: 41, Kenny Pickett, Pitt, 2021
Completed 30 passes: 32, Dennis Grosel, Boston College, 2020
Completed 25 passes: 26, Drake Maye, North Carolina, 2022
500 yards passing: 520, Dennis Grosel, Boston College, 2020
400 yards passing: 520, Dennis Grosel, Boston College, 2020
300 yards passing: 340, Kenny Pickett, Pitt, 2021
250 yards passing: 293, Drake Maye, North Carolina, 2022
5 TD passes: 5, Sam Howell, North Carolina, 2021
4 TD passes: 4, Kenny Pickett, Pitt, 2021
3 TD passes: 3, Jaren Hall, at BYU, 2021
Threw 5+ interceptions: 5, Daniel Jones, Duke, 2016
Threw 3+ interceptions: 3, Dennis Grosel, Boston College, 2020
400 yards total offense: 419, Sam Howell, North Carolina, 2021
300 yards total offense: 367, Drake Maye, North Carolina, 2022
200 All-purpose yards: 223, Josh Downs, North Carolina, 2022
Intercepted 3 passes: 3, B.W. Webb, William & Mary, 2009
Intercepted 2 passes: 2, Trajan Bandy, Miami, 2018
INT Return for a TD: 39 yds, Marquis Williams, Pitt, 2022
 29 yds, M.J. Devonshire Pitt, 2022
2 players with INTs for TD: M.J. Devonshire and Marquis Williams, Pitt, 2022
3 sacks: 3, Julian Okwara, Notre Dame, 2019
4+ TFLs: 4.0, Leonard Taylor, Miami, 2022
15+ Tackles: Tristan Wheeler (19) & Bryson Parker (11), Richmond, 2022
Fumble recovery for TD: Matthew Bailey 0 yard return, Illinois, 2022
Five Field Goals: 5, Andre Szmyt, Syracuse, 2022
Four Field Goals: 4, Andres Borregales, 2022
Three Field Goals: 3, Ben Sauls, Pitt, 2022
Missed a PAT: Brent Cimaglia, Georgia Tech 2021 (blocked)
Missed 4 or more Field Goals: 4, Sam Ficken, Penn State, 2012
Missed 3 or more Field Goals: 4, Sam Ficken, Penn State, 2012
Missed 2 or more Field Goals: 2, Caleb Griffin, Illinois, 2022
Blocked a Punt: Vi Jones, NC State, 2020
Blocked Punt for a Touchdown: Tre Turner blocked punt and Jovonn Quillen returned it for TD, Virginia Tech, 2018
Blocked Punt for a Safety: DeAndre Houston-Carson, William & Mary, 2015
Blocked a Field Goal: Zeek Biggers, Georgia Tech, 2022
Punt return for TD: Quadree Henderson, Pitt, 2017 (75 yards)
Free Punt return for TD: Juanyeh Thomas, Georgia Tech, 2018 (77 yards)
Kickoff return for TD: Israel Abanikanda, Pitt, 2021 (98 yards)
Two-point conversion: Jake Garcia run (OT), Miami, 2022

OPPONENT TEAM...

Scored 60 points: 66-49, at BYU, 2021
Scored 50 points: 59-39, North Carolina, 2021
Scored 40 points: 48-38, Pitt, 2021
Scored 30 points: 37-7, Pitt, 2022
Recorded a Shutout: 10-0, Virginia Tech, 2017
Was Shutout: Duke 2021
Scoreless first half: Duke 2021
Scoreless second half: Georgia Tech, 2022
Did not score a TD: Miami, 2022
Did not score an offensive TD: Miami, 2022
Fewer than 10 first downs: 8, William & Mary, 2019
Fewer than 5 first downs: 4, VMI, 1979
One first down: 1, Richmond, 1945
No first downs: 0, NC State, 1944
No third down conversions: 0, Notre Dame, 2015
Had 400 rushing yards: 452, Navy, 2017
Had 300 rushing yards: 385, at BYU, 2021
Had 200 rushing yards: 248, Duke, 2022
Had fewer than 100 rushing yards: 55, at Georgia Tech, 2022
Had negative yards rushing: -7, Boston College, 2020
Had 200 yards passing: 208, Pitt, 2022
Had 300 yards passing: 340, at Pitt, 2021
Had 400 yards of passing: 443, North Carolina, 2020
Had 500 yards of passing: 520, Boston College, 2020
Had fewer than 100 yards passing: 89, William & Mary, 2021
Had 700 yards of total offense: 734, at BYU, 2021
Had 600 yards of total offense: 699, North Carolina, 2021
Had 500 yards of total offense: 509, at Pitt, 2021
Had 400 yards of total offense: 455, North Carolina, 2022
Had fewer than 100 yards of total offense: 79, VMI, 2013
Had fewer than 200 yards of total offense: William & Mary, 2021
Kicked 5 field goals: 5, Syracuse, 2022
Had 6 or more sacks in a game: 8, Pitt, 2022
Had 10 or more TFL in a game: 11, Miami, 2022
Had Zero TFL in a game: 0, Central Michigan, 2016
Missed Extra Point Kick: Oregon, 2013
Missed 4 or more Field Goals: 4, Penn State, 2012
Missed 3 or more Field Goals: 4, Penn State, 2012
Missed 2 or more Field Goals: 2, Illinois, 2022
Had successful Two-Point Conversion: Miami, 2022 (overtime)
Forced 5 or more turnovers: 5, Notre Dame, 2019
Scored 3 or more Defensive Touchdowns: 3, UCLA, 2014 (2 INT, 1 Fumble)
Scored 2 or more Defensive Touchdowns: 2, Pitt, 2022 (2 INT)
Had 4 or more passes intercepted: 5, Duke, 2020 (tied UVA school record)
Had 3 or more passes intercepted: 3, Boston College, 2020
Blocked 2 punts in a game: 2, Auburn, 2011
Did not punt: North Carolina, 2020
Had no turnovers: Pitt, 2022
Turned the ball over 7 or more times: 7, Duke, 2020
Turned the ball over 6 or more times: 7, Duke, 2020
Turned the ball over 5 or more times: 7, Duke, 2020
Overtime game: Miami, 2022
Recorded a Safety: Virginia Tech, 2021
Was not penalized: Temple, 2004
100+ penalty yards: 119, Wake Forest, 2020
10+ penalties: 12, Syracuse, 2022
Trailed after three quarters, but rallied to win: Georgia Tech 2018
Did not lose a fumble: at Miami, 2022
90+ offensive plays: 93, BYU, 2013
45 or fewer plays: 44, William & Mary, 1961
Recovered an Onside Kick: Georgia Tech, 2021



RUSHING RECORDS

Attempts

Career—809, Thomas Jones, 1996-99

Season—334, Thomas Jones, 1999

Sr.—334, Thomas Jones, 1999

Jr.—265, Tiki Barber, 1995

Soph.—229, Gary Helman, 1969

Fr.—196, Antonio Rice, 1982; Wali Lundy, 2002

Game—39, Thomas Jones vs. Georgia Tech, 1999

Sr.—39, Thomas Jones vs. Georgia Tech, 1999

Jr.—37, John Papit vs. West Virginia, 1949

Soph.—37, Gary Helman vs. William & Mary, 1969

Fr.—34, Marcus Wilson vs. VMI, 1987

Yardage

Career—3998, Thomas Jones, 1996-99

Season—1798, Thomas Jones, 1999

Sr.—1798, Thomas Jones, 1999

Jr.—1397, Tiki Barber, 1995

Soph.—1020, Terry Kirby, 1990

Fr.—835, Howard Petty, 1983

Game—224, John Papit vs. Washington & Lee, 1948

Sr.—223, Alvin Pearman vs. Duke, 2004

Jr.—212, John Papit vs. West Virginia, 1949

Soph.—224, John Papit vs. Washington & Lee, 1948

Fr.—182, Howard Petty vs. Wake Forest, 1983

Consecutive Games of 100 Yards or More

8, Tiki Barber, 1996

Average

Career—6.0, John Papit, 1947-50

Season—7.0, Nikki Fisher, 1990 (min. 50 carries)

Game—34.7, Ray Brown vs. Hampden-Sydney, 1946 (min. 3 carries)

Touchdowns

Career—46, Gene Mayer, 1912-15

(modern record: 43, Wali Lundy, 2002-05)

Season—18, Gene Mayer, 1915 (modern record: 17, Wali Lundy, 2004)

Sr.—18, Gene Mayer, 1915

Jr.—17, Wali Lundy, 2004

Soph.—12, Wayne Taulapapa, 2019

Fr.—9, Kevin Parks, 2011

Game—5, Gene Mayer vs. North Carolina, 1912; Gene Mayer vs. Richmond, 1915 (modern record: 4, on eight occasions)

Sr.—5, Gene Mayer vs. Richmond, 1915

Jr.—4, Gene Arnette vs. Buffalo, 1967;

Tiki Barber, vs. Georgia Tech, 1995

Soph.—4, Terry Kirby vs. William & Mary, 1990;

Gary Helman vs. William & Mary, 1969

Fr.—5, Gene Mayer vs. North Carolina, 1912

Longest Plays—Runs

96 Mikell Simpson vs. Texas Tech, 2007

88 Bob Davis vs. N. C. State, 1964

81+ Tommy Vigorito vs. NC State, 1979

81 Tiki Barber vs. Michigan, 1995

80+ Tiki Barber vs. Virginia Tech, 1996

80 Thomas Jones vs. San Jose State, 1998

79 Ray Brown vs. Hampden-Sydney, 1946

79 Barry Word vs. Georgia Tech, 1985

79 Cedric Peerman vs. East Carolina, 2008

78+ Alvin Pearman vs. Virginia Tech, 2004

75 Jordan Ellis vs. Ohio, 2018

73 Terry Kirby vs. Wake Forest, 1992

72 Grover Jones vs. Hampden-Sydney, 1946

72+ Kent Merritt vs. Clemson, 1973

72 Greg Taylor vs. VMI, 1979

71 George Grimes vs. VMI, 1947

71 Harold Hoak vs. North Carolina, 1952

71 Kent Merritt vs. Clemson, 1971

71+ Thomas Jones vs. Florida State, 1999

71+ Albert Reid vs. Pitt, 2015

70+ Tommy Vigorito vs. Maryland, 1978

70 Michael Johnson vs. Syracuse, 2005

+Non-scoring play *indicates active player



John Papit has three of the top-15 rushing games in UVA history.

Career Rushing Leaders

Player	Years	Att.	Yds	Avg.	TD
1. Thomas Jones	1996-99	809	3998	4.9	36
2. Tiki Barber	1993-96	651	3389	5.2	31
3. Terry Kirby	1989-92	567	3348	5.9	24
4. John Papit	1947-50	537	3238	6.0	27
5. Kevin Parks	2011-14	728	3219	4.4	29
6. Wali Lundy	2002-05	742	3193	4.3	43
7. Tommy Vigorito	1977-80	648	2913	4.5	15
8. Frank Quayle	1966-68	514	2695	5.2	28
9. Jim Bakhtiar	1955-57	555	2434	4.4	13
10. Alvin Pearman	2001-04	500	2394	4.8	19
11. Barry Word	1982-85	405	2257	5.6	17
12. Marcus Wilson	1987-89	484	2219	4.6	13
13. Antwoine Womack	97-98, 00-01	429	2207	5.1	13
14. Howard Petty	1983-85	484	2171	4.5	21
15. Kevin Brooks	1992-95	447	2082	4.7	17

Season Rushing Leaders

Player	Year	Att.	Yds.	Avg.	TD
1. Thomas Jones	1999	334	1798	5.4	16
2. Tiki Barber	1995	265	1397	5.3	14
3. Tiki Barber	1996	250	1360	5.4	14
4. Thomas Jones	1998	238	1303	5.5	13
5. Barry Word	1985	207	1224	5.9	6
6. John Papit	1949	197	1214	6.2	9
7. Frank Quayle	1968	175	1213	6.9	12
8. Terry Kirby	1992	175	1130	6.5	6
9. Marcus Wilson	1989	223	1098	4.9	4
10. Tommy Vigorito	1979	184	1045	5.7	6
11. Alvin Pearman	2004	195	1037	5.3	10
12. Kevin Parks	2013	227	1031	4.5	11
13. Antwoine Womack	2000	210	1028	4.9	9
14. Jordan Ellis	2018	215	1026	4.8	10
15. Terry Kirby	1990	165	1020	6.2	7

Single Game Rushing Leaders

Player	Att.	Yds.	Avg.	TD
1. John Papit vs. Washington & Lee, 1948	16	224	14.0	3
2. Alvin Pearman vs. Duke, 2004	38	223	5.9	1
3. Frank Quayle vs. Maryland, 1966	25	221	8.9	1
Thomas Jones vs. NC State, 1999	38	221	5.8	3
Thomas Jones vs. Buffalo, 1999	32	221	6.9	1
6. Frank Quayle vs. Maryland, 1968	29	216	7.5	3
7. Bill Dudley vs. North Carolina, 1941	17	215	12.7	3
8. Terry Kirby vs. Wake Forest, 1992	24	214	8.9	2
9. Thomas Jones vs. Georgia Tech, 1999	39	213	5.5	2
10. John Papit vs. West Virginia, 1949	37	212	5.7	1
11. Jim Bakhtiar vs. VMI, 1956	27	210	7.8	1
Thomas Jones vs. Brigham Young, 1999	35	210	6.0	2
13. Terry Kirby vs. Duke, 1992	28	207	7.4	0
Thomas Jones vs. Georgia Tech, 1998	27	207	7.7	2
15. John Papit vs. Geo. Washington, 1949	26	203	7.8	3
Thomas Jones vs. San Jose State, 1998	23	203	8.8	2

100-Yard Rushers

Date	Opponent	Att.	Yds.	Avg.	TD
Tiki Barber (19)					
Sept. 3, 1994	Florida State	12	108	9.0	0
Oct. 15, 1994	Georgia Tech	22	123	5.6	1
Aug. 26, 1995	Michigan	12	113	9.4	1
Sept. 9, 1995	NC State	24	130	5.4	1
Sept. 16, 1995	Georgia Tech	20	119	6.0	4
Sept. 23, 1995	Clemson	27	111	4.1	1
Oct. 14, 1995	Duke	30	185	6.2	1
Oct. 21, 1995	Texas	27	123	4.6	0
Nov. 2, 1995	Florida State	31	193	6.2	1
Nov. 11, 1995	Maryland	27	116	4.3	1
Sept. 7, 1996	Central Michigan	16	147	9.2	2
Sept. 14, 1996	Maryland	29	123	4.2	2
Sept. 21, 1996	Wake Forest	22	113	5.1	1
Sept. 28, 1996	Texas	25	121	4.8	3
Oct. 5, 1996	Georgia Tech	24	123	5.1	1
Oct. 19, 1996	NC State	17	132	7.8	2
Oct. 26, 1996	Florida State	21	150	7.1	1
Nov. 2, 1996	Duke	24	128	5.3	2
Nov. 29, 1996	Virginia Tech	21	162	7.7	0

Date	Opponent	Att.	Yds.	Avg.	TD
Thomas Jones (18)					
Sept. 13, 1997	Richmond	18	117	6.5	1
Oct. 11, 1997	Clemson	27	100	3.7	1
Nov. 29, 1997	Virginia Tech	22	102	4.6	1
Sept. 3, 1998	Auburn	21	100	4.8	1
Sept. 19, 1998	Clemson	24	118	4.9	1
Oct. 3, 1998	San Jose State	23	203	8.8	2
Oct. 17, 1998	Georgia Tech	27	207	7.7	2
Oct. 24, 1998	NC State	21	117	5.6	2
Oct. 31, 1998	Wake Forest	24	142	5.9	1
Nov. 14, 1998	North Carolina	35	180	5.1	1
Sept. 4, 1999	North Carolina	35	149	4.3	1
Sept. 18, 1999	Wake Forest	24	164	6.8	3
Sept. 25, 1999	Brigham Young	35	210	6.0	2
Oct. 9, 1999	Duke	31	185	6.0	2
Oct. 16, 1999	NC State	38	221	5.8	3
Oct. 30, 1999	Florida State	26	164	6.3	1
Nov. 6, 1999	Georgia Tech	39	213	5.5	2
Nov. 13, 1999	Buffalo	32	221	6.9	1

John Papit (15)					
Oct. 2, 1948	Virginia Tech	10	106	10.6	1
Oct. 16, 1948	Washington & Lee	16	224	14.0	3
Oct. 23, 1948	VMI	21	112	5.3	0
Nov. 13, 1948	West Virginia	21	109	5.2	0
Sept. 24, 1949	George Washington	26	203	7.8	2
Oct. 1, 1949	Miami (Ohio)	26	196	7.5	2
Oct. 15, 1949	Washington & Lee	20	133	6.7	1
Oct. 22, 1949	VMI	14	157	11.2	1
Oct. 29, 1949	West Virginia	37	212	5.7	1
Nov. 19, 1949	Tulane	19	113	5.9	0
Oct. 14, 1950	Washington & Lee	24	136	5.7	1
Oct. 28, 1950	West Virginia	19	113	5.9	1
Nov. 4, 1950	The Citadel	27	157	5.8	2
Nov. 11, 1950	William & Mary	29	171	5.9	1
Dec. 2, 1950	North Carolina	17	141	8.3	2

Terry Kirby (14)					
Sept. 22, 1990	Duke	12	112	9.3	1
Sept. 29, 1990	William & Mary	23	188	8.2	4
Oct. 13, 1990	NC State	15	112	7.5	0
Oct. 20, 1990	Wake Forest	18	101	5.6	0
Nov. 3, 1990	Georgia Tech	15	104	6.9	0
Oct. 5, 1991	Kansas	14	107	7.6	1
Oct. 26, 1991	Wake Forest	14	125	8.9	1
Nov. 2, 1991	VMI	18	121	6.7	2
Sept. 5, 1992	Maryland	17	120	7.1	0
Sept. 19, 1992	Georgia Tech	22	135	6.1	1
Sept. 26, 1992	Duke	28	207	7.4	0
Oct. 3, 1992	Wake Forest	24	214	8.9	2
Oct. 10, 1992	Clemson	26	132	5.1	0
Nov. 21, 1992	Virginia Tech	26	185	7.1	2

Annual Rushing Leaders

Year	Player	Att.	Yds.	Avg.	TD
1940	Bill Dudley	106	469	4.4	3
1941	Bill Dudley	155	968	6.1	17
1942	Herb Munhall	46	117	2.5	3
1944	John Duda	125	716	5.7	7
1946	Ray Brown	60	387	6.5	6
1947	Grover Jones	89	446	5.0	9
1948	John Papit	134	885	6.6	5
1949	John Papit	197	1214	6.2	9
1950	John Papit	167	949	5.7	8
1951	Bobby Pate	100	440	4.4	4
1952	Gerry Furst	115	699	6.1	5
1953	Henry Strempek	93	315	3.4	2
1954	Herb Hartwell	93	390	4.2	4
1955	Jim Bakhtiar	158	733	4.6	4
1956	Jim Bakhtiar	203	879	4.3	3
1957	Jim Bakhtiar (led ACC)	194	822	4.2	6
1958	Tom Gravins	56	258	4.6	2
1959	Tom Gravins	86	359	4.2	4
1960	Fred Shepherd (led ACC)	126	529	4.2	4
1961	Doug Thomson	70	294	4.2	2
1962	Ted Rzempoluch	77	347	4.5	3
1963	John Pincavage	61	256	4.2	2
1964	Bob Davis	84	427	5.1	8
1965	Carroll Jarvis	106	385	3.6	4
1966	Frank Quayle	162	727	4.5	7
1967	Jeff Anderson	183	774	4.2	3
1968	Frank Quayle (led ACC)	175	1213	6.9	12
1969	Gary Helman	229	851	3.7	7
1970	Gary Helman	172	743	4.3	7
1971	Kent Merritt	189	828	4.4	3
1972	Kent Merritt	118	575	4.9	1
1973	Billy Copeland	130	700	5.4	4
1974	Joe Sroba	167	632	3.8	4
1975	David Sloan	176	848	4.8	6
1976	Raymond Keys	120	505	4.2	3
1977	Bill Harris	119	339	2.8	1
1978	Tommy Vigorito	168	800	4.8	4
1979	Tommy Vigorito	184	1045	5.7	6
1980	Tommy Vigorito	201	742	3.7	4
1981	Derek Jenkins	118	412	3.5	2
1982	Antonio Rice	196	764	3.9	6
1983	Howard Petty	169	835	4.9	7
1984	Howard Petty	170	811	4.8	8
1985	Barry Word (led ACC)	207	1224	5.9	6
1986	Durwin Greggs	83	404	4.9	2
1987	Marcus Wilson	172	692	4.0	7
1988	Marcus Wilson	89	429	4.8	2
1989	Marcus Wilson	223	1098	4.9	4
1990	Terry Kirby (led ACC)	165	1020	6.2	7
1991	Terry Kirby	164	887	5.4	7
1992	Terry Kirby (led ACC)	175	1130	6.5	6
1993	Jerrold Washington	162	871	5.4	5
1994	Kevin Brooks	173	741	4.3	8
1995	Tiki Barber	265	1397	5.3	14
1996	Tiki Barber (led ACC)	250	1360	5.4	14
1997	Thomas Jones	201	692	3.4	4
1998	Thomas Jones (led ACC)	238	1303	5.5	13
1999	Thomas Jones (led ACC)	334	1798	5.4	16
2000	Antwoine Womack (led ACC)	210	1028	4.9	9
2001	Alvin Pearman	88	371	4.2	1
2002	Wali Lundy	196	826	4.2	6
2003	Wali Lundy	227	929	4.1	10
2004	Alvin Pearman	195	1037	5.3	10
2005	Wali Lundy	144	574	4.0	10
2006	Jason Snelling	183	772	4.2	7
2007	Cedric Peerman	113	585	5.2	5
2008	Cedric Peerman	153	774	5.1	7
2009	Rashawn Jackson	96	461	4.8	2
2010	Keith Payne	160	749	4.7	14
2011	Perry Jones	184	915	5.0	5
2012	Kevin Parks	160	734	4.6	5
2013	Kevin Parks	227	1031	4.5	11
2014	Kevin Parks	189	745	4.4	4
2015	Taquan Mizzell	163	671	4.1	4
2016	Taquan Mizzell	187	940	5.0	5
2017	Jordan Ellis	215	836	3.9	6
2018	Jordan Ellis	215	1026	4.8	10
2019	Bryce Perkins	227	769	3.4	11
2020	Brennan Armstrong	126	552	4.4	5
2021	Wayne Taulapapa	62	324	5.2	2
2022	Brennan Armstrong	123	371	3.0	6



Date	Opponent	Att.	Yds.	Avg.	TD
Kevin Parks (11)					
Sept. 3, 2011	William & Mary	16	114	7.1	3
Oct. 13, 2012	Maryland	17	129	7.6	0
Nov. 3, 2012	NC State	25	115	4.6	1
Sept. 21, 2013	VMI	17	135	7.9	2
Oct. 5, 2013	Ball State	16	104	6.5	2
Oct. 12, 2013	Maryland	28	112	4.0	1
Nov. 9, 2013	North Carolina	24	100	4.2	1
Nov. 23, 2013	Miami	26	130	5.0	1
Nov. 30, 2013	Virginia Tech	17	105	6.2	0
Oct. 4, 2014	Pitt	29	169	5.8	1
Oct. 25, 2014	North Carolina	25	111	4.4	1

Wali Lundy (11)					
Sept. 21, 2002	Akron	15	102	6.8	0
Oct. 19, 2002	North Carolina	18	108	6.0	1
Nov. 30, 2002	Virginia Tech	29	127	4.4	0
Dec. 28, 2002	West Virginia	22	127	5.8	2
Sept. 13, 2003	Western Michigan	27	123	4.6	2
Sept. 27, 2003	Wake Forest	27	137	5.1	0
Oct. 4, 2003	North Carolina	28	129	4.6	3
Sept. 4, 2004	Temple	25	104	4.2	3
Sept. 18, 2004	Akron	22	142	6.5	3
Nov. 6, 2004	Maryland	24	107	4.5	2
Nov. 5, 2005	Temple	19	113	5.9	4

Frank Quayle (10)					
Nov. 19, 1966	Maryland	25	221	8.8	1
Nov. 26, 1966	North Carolina	21	126	6.0	3
Sept. 30, 1967	Buffalo	14	151	10.8	0
Oct. 7, 1967	Wake Forest	19	101	5.3	1
Sept. 28, 1968	VMI	11	175	15.9	1
Oct. 5, 1968	Davidson	17	153	9.0	1
Oct. 12, 1968	Duke	15	182	12.1	1
Nov. 9, 1968	North Carolina	18	148	8.2	2
Nov. 16, 1968	Tulane	20	121	6.1	2
Nov. 23, 1968	Maryland	29	216	7.4	3

Tommy Vigorito (10)					
Sept. 23, 1978	Army	27	180	6.7	1
Nov. 4, 1978	West Virginia	15	100	6.7	0
Nov. 11, 1978	Maryland	21	146	7.0	0
Sept. 15, 1979	NC State	17	192	11.3	2
Sept. 22, 1979	VMI	22	120	5.5	0
Sept. 29, 1979	Duke	17	126	7.4	1
Oct. 13, 1979	James Madison	10	118	11.8	2
Sept. 13, 1980	Navy	33	122	3.7	0
Oct. 4, 1980	West Virginia	25	114	4.6	2
Nov. 8, 1980	Rutgers	23	111	4.8	0

Barry Word (10)					
Oct. 6, 1984	Duke	12	107	8.9	1
Oct. 20, 1984	Wake Forest	18	140	7.8	2
Sept. 14, 1985	VMI	17	136	8.0	1
Sept. 21, 1985	Georgia Tech	17	188	11.1	1
Sept. 28, 1985	Navy	21	110	5.2	0
Oct. 19, 1985	Virginia Tech	20	104	5.2	0
Oct. 26, 1985	Wake Forest	24	137	5.7	0
Nov. 2, 1985	West Virginia	26	148	5.7	0
Nov. 9, 1985	NC State	28	160	5.7	2
Nov. 16, 1985	North Carolina	33	170	5.1	1

Jim Bakhtiar (9)					
Oct. 15, 1955	VMI	22	126	5.7	1
Nov. 19, 1955	North Carolina	20	163	8.2	2
Nov. 26, 1955	South Carolina	27	152	5.6	1
Sept. 22, 1956	VMI	27	210	7.8	1
Oct. 6, 1956	Wake Forest	29	112	3.9	0
Oct. 5, 1957	Wake Forest	31	143	4.6	1
Oct. 19, 1957	Virginia Tech	28	153	5.5	4
Oct. 26, 1957	Army	30	111	3.7	1
Nov. 2, 1957	VMI	22	106	4.8	0

Date	Opponent	Att.	Yds.	Avg.	TD
Antwoine Womack (9)					
Sept. 27, 1997	North Carolina	15	108	7.2	0
Sept. 26, 1998	Duke	10	119	11.9	1
Oct. 3, 1998	San Jose State	17	142	8.4	1
Oct. 24, 1998	NC State	15	109	7.3	1
Sept. 2, 2000	Brigham Young	15	160	10.7	2
Sept. 30, 2000	Wake Forest	26	180	6.9	1
Oct. 7, 2000	Maryland	29	133	4.6	0
Nov. 25, 2000	Virginia Tech	20	134	6.7	1
Dec. 1, 2001	Penn State	31	153	4.9	0

Marcus Wilson (8)					
Oct. 3, 1987	VMI	34	129	3.8	2
Nov. 7, 1987	Georgia Tech	22	125	5.7	0
Sept. 3, 1988	William & Mary	20	102	5.1	1
Sept. 16, 1989	Georgia Tech	32	153	4.8	0
Sept. 30, 1989	William & Mary	16	134	8.4	0
Oct. 14, 1989	North Carolina	19	113	5.9	1
Oct. 21, 1989	Wake Forest	28	134	4.8	1
Oct. 28, 1989	Louisville	20	103	5.2	0

Alvin Pearman (8)					
Nov. 3, 2001	Wake Forest	19	108	5.7	0
Oct. 25, 2003	Troy State	32	138	4.3	1
Dec. 27, 2003	Pittsburgh	7	104	14.9	0
Oct. 7, 2004	Clemson	18	104	5.8	2
Oct. 23, 2004	Duke	38	223	5.9	1
Nov. 6, 2004	Maryland	31	170	5.4	0
Nov. 13, 2004	Miami	21	106	5.0	1
Nov. 27, 2004	Virginia Tech	28	147	5.3	0

Nikki Fisher (7)					
Nov. 12, 1988	North Carolina	23	139	6.0	0
Nov. 19, 1988	Maryland	24	108	4.5	1
Sept. 15, 1990	Navy	9	100	11.1	1
Sept. 29, 1990	William & Mary	14	164	11.7	2
Oct. 20, 1990	Wake Forest	15	132	8.8	1
Sept. 14, 1991	Navy	20	138	6.9	0
Nov. 23, 1991	Virginia Tech	9	106	11.8	0

Bryce Perkins (7)					
Sept. 1, 2018	Richmond	13	108	8.3	2
Sept. 8, 2018	Indiana	25	123	4.9	0
Oct. 27, 2018	North Carolina	21	112	5.3	1
Nov. 23, 2018	Virginia Tech	24	112	4.7	0
Nov. 2, 2019	North Carolina	24	112	4.7	2
Nov. 9, 2019	Georgia Tech	21	106	5.0	1
Nov. 29, 2019	Virginia Tech	19	164	8.6	2

Kent Merritt (6)					
Oct. 16, 1971	Clemson	14	127	9.1	1
Nov. 6, 1971	Virginia Tech	26	121	4.7	0
Nov. 20, 1971	Maryland	18	101	5.6	1
Oct. 7, 1972	Vanderbilt	23	115	5.0	0
Oct. 21, 1972	Clemson	14	103	7.4	0
Oct. 13, 1973	Clemson	22	145	6.6	1

Billy Copeland (6)					
Oct. 27, 1973	Wake Forest	23	155	6.7	1
Nov. 3, 1973	North Carolina	23	130	5.7	2
Nov. 17, 1973	West Virginia	24	168	7.0	0
Nov. 16, 1974	Clemson	23	119	5.2	0
Sept. 20, 1975	VMI	23	190	8.3	0
Nov. 22, 1975	Maryland	12	100	8.3	1

Howard Petty (6)					
Sept. 10, 1983	Navy	14	128	9.1	1
Oct. 22, 1983	Wake Forest	27	182	6.7	1
Nov. 5, 1983	Georgia Tech	22	106	4.8	1
Oct. 6, 1984	Duke	17	114	6.7	2
Oct. 20, 1984	Wake Forest	21	131	6.2	2
Nov. 29, 1985	Maryland	24	124	5.2	2

VIRGINIA

2023 UVA FOOTBALL

Date	Opponent	Att.	Yds.	Avg.	TD
Jerrod Washington (6)					
Oct. 17, 1992	North Carolina	20	107	5.4	0
Oct. 24, 1992	William & Mary	27	197	7.3	1
Nov. 7, 1992	NC State	15	102	6.8	0
Oct. 30, 1993	NC State	17	109	6.4	1
Nov. 6, 1993	Wake Forest	21	148	7.0	2
Nov. 20, 1993	Virginia Tech	21	129	6.1	1
Kevin Brooks (6)					
Oct. 24, 1992	William & Mary	17	124	7.3	0
Oct. 30, 1993	N.C. State	18	107	5.9	0
Oct. 8, 1994	Wake Forest	18	112	6.2	1
Nov. 19, 1994	Virginia Tech	23	108	4.7	1
Sept. 2, 1995	William & Mary	24	110	4.6	1
Nov. 11, 1995	Maryland	16	103	6.4	1
Cedric Peerman (6)					
Sept. 8, 2007	Duke	19	137	7.2	1
Sept. 15, 2007	North Carolina	30	186	6.2	1
Sept. 22, 2007	Georgia Tech	28	138	4.9	1
Oct. 4, 2008	Maryland	17	110	6.5	1
Oct. 11, 2008	East Carolina	16	173	10.8	2
Oct. 25, 2008	Georgia Tech	25	116	4.6	1
Jeff Anderson (5)					
Oct. 28, 1967	VMI	32	175	5.5	1
Nov. 11, 1967	North Carolina	21	106	5.0	1
Oct. 5, 1968	Davidson	25	131	5.2	2
Oct. 12, 1968	Duke	24	183	7.6	3
Nov. 16, 1968	Tulane	23	132	5.7	1
Gary Helman (5)					
Sept. 27, 1969	Duke	32	158	4.9	0
Oct. 4, 1969	William & Mary	37	148	4.0	4
Oct. 11, 1969	VMI	22	162	7.4	1
Nov. 7, 1970	NC State	23	110	4.8	1
Nov. 14, 1970	Colgate	21	120	5.7	1
Greg Taylor (5)					
Sept. 30, 1978	VMI	15	100	6.7	0
Sept. 8, 1979	Richmond	19	149	7.8	3
Sept. 22, 1979	VMI	20	133	6.7	1
Sept. 29, 1979	Duke	17	107	6.3	1
Oct. 13, 1979	James Madison	17	157	9.2	1
Jordan Ellis (5)					
Oct. 14, 2017	North Carolina	27	136	5.0	0
Sept. 1, 2018	Richmond	20	146	7.3	2
Sept. 15, 2018	Ohio	19	171	9.0	3
Nov. 10, 2018	Liberty	25	106	4.2	1
Dec. 29, 2018	South Carolina	26	106	4.1	1
Bill Dudley (4)					
Sept. 20, 1941	Hampden-Sydney	18	152	8.4	4
Nov. 1, 1941	Virginia Tech	25	132	5.3	2
Nov. 15, 1941	Lehigh	22	167	7.6	1
Nov. 20, 1941	North Carolina	17	215	12.6	3
Gerry Furst (4)					
Oct. 6, 1951	Virginia Tech	10	102	10.2	0
Oct. 18, 1952	VMI	14	138	9.9	1
Nov. 22, 1952	Washington & Lee	23	148	6.4	0
Nov. 29, 1952	William & Mary	13	124	9.5	1
Kevin Morgan (4)					
Oct. 5, 1985	Duke	18	128	7.1	0
Nov. 29, 1985	Maryland	24	129	5.4	0
Nov. 8, 1986	NC State	20	104	5.2	0
Sept. 26, 1987	Duke	18	127	7.1	0
Perry Jones (4)					
Oct. 1, 2011	Idaho	21	110	5.2	1
Oct. 15, 2011	Georgia Tech	18	149	8.3	0
Nov. 5, 2011	Maryland	22	139	6.3	2
Oct. 6, 2012	Duke	18	127	7.1	0

Date	Opponent	Att.	Yds.	Avg.	TD
Taquan Mizzell (4)					
Oct. 24, 2015	North Carolina	24	117	4.9	0
Oct. 22, 2016	North Carolina	19	106	5.6	1
Nov. 19, 2016	Georgia Tech	24	131	5.5	0
Nov. 26, 2016	Virginia Tech	22	113	5.1	0
Raymond Keys (3)					
Oct. 30, 1976	VMI	32	114	3.6	1
Nov. 6, 1976	Lehigh	22	129	5.9	0
Nov. 13, 1976	North Carolina	20	100	5.0	1
Quentin Walker (3)					
Oct. 25, 1980	Wake Forest	22	108	4.9	0
Nov. 1, 1980	Tennessee	19	114	6.0	0
Sept. 18, 1982	James Madison	25	117	4.7	0
Antonio Rice (3)					
Oct. 23, 1982	Wake Forest	32	129	4.0	1
Oct. 30, 1982	VMI	29	153	5.3	1
Nov. 6, 1982	Georgia Tech	25	136	5.4	2
Jason Snelling (3)					
Nov. 5, 2005	Temple	17	126	7.4	2
Oct. 7, 2006	East Carolina	16	103	6.4	1
Oct. 19, 2006	North Carolina	19	131	6.9	1
Mikell Simpson (3)					
Oct. 20, 2007	Maryland	16	119	7.4	2
Jan. 1, 2008	Texas Tech	20	170	8.5	1
Oct. 3, 2009	North Carolina	20	100	5.0	1
Keith Payne (3)					
Sept. 4, 2010	Richmond	16	114	7.1	4
Oct. 16, 2010	North Carolina	23	107	4.7	1
Nov. 6, 2010	Duke	22	121	5.5	2
John Duda (2)					
Sept. 23, 1944	Hampden-Sydney	15	157	10.5	3
Oct. 28, 1944	VMI	23	124	5.4	0
Bob Davis (2)					
Oct. 24, 1964	NC State	7	133	19.0	1
Nov. 13, 1965	Georgia Tech	17	124	7.3	2
Joe Sroba (2)					
Oct. 5, 1974	Georgia Tech	32	159	5.0	0
Oct. 12, 1974	NC State	29	125	4.3	0
David Sloan (2)					
Oct. 4, 1975	North Carolina	26	153	5.9	1
Oct. 11, 1975	South Carolina	27	166	6.1	1
Steve Morse (2)					
Sept. 15, 1984	VMI	11	113	10.3	0
Nov. 3, 1984	West Virginia	18	141	7.8	1
Charles Way (2)					
Sept. 4, 1993	Maryland	21	136	6.5	3
Nov. 25, 1994	NC State	28	132	4.7	1
Albert Reid (2)					
Nov. 28, 2015	Virginia Tech	9	103	11.4	1
Sept. 10, 2016	Oregon	15	126	8.4	1
Dick Davis (1)					
Nov. 11, 1944	Richmond	18	111	6.2	2
Ray Brown (1)					
Sept. 28, 1946	Hampden-Sydney	3	104	34.7	1
Billy Pennel (1)					
Oct. 18, 1947	Washington & Lee	12	100	8.3	2
Grover Jones (1)					
Oct. 23, 1948	VMI	17	104	6.1	0



Date	Opponent	Att.	Yds.	Avg.	TD	Date	Opponent	Att.	Yds.	Avg.	TD
Buddy Shoaf (1) Oct. 8, 1949	Virginia Tech	12	105	8.8	2	Marques Hagans (1) Sept. 17, 2005	Syracuse	14	110	7.9	0
Jim Ashwell (1) Nov. 17, 1951	South Carolina	14	107	7.6	1	Vic Hall (1) Nov. 29, 2008	Virginia Tech	16	109	6.8	2
Bob Tata (1) Oct. 18, 1952	VMI	20	119	6.0	1	Jameel Sewell (1) Nov. 28, 2009	Virginia Tech	17	104	6.1	1
Henry Strempek (1) Nov. 21, 1953	North Carolina	24	121	5.0	1	Daniel Hamm (1) Sept. 21, 2013	VMI	21	136	6.5	2
Ralph Kneeland (1) Nov. 19, 1955	North Carolina	13	110	8.5	0	Brennan Armstrong (1) Dec. 5, 2020	Boston College	17	130	7.7	1
Wilson Tinsley (1) Nov. 26, 1955	South Carolina	14	119	8.5	1	Sept. 3, 2022	Richmond	10	105	10.5	1
Fred Shepherd (1) Sept. 24, 1960	William & Mary	17	103	6.1	0	Perris Jones (1) Sept. 3, 2022	Richmond	19	104	5.5	1
Carroll Jarvis (1) Oct. 10, 1964	VMI	21	146	7.0	0	Two 100-Yard Rushers in a Game					
Gene Arnette (1) Sept. 30, 1967	Buffalo	11	119	10.8	4	VMI, 1948 John Papit 112, Grover Jones 104 VMI, 1952 Gerry Furst 138, Bob Tata 119 North Carolina, 1955 Jim Bakhtiar 163, Ralph Kneeland 110 South Carolina, 1955 Jim Bakhtiar 152, Wilson Tinsley 119 Buffalo, 1967 Frank Quayle 151, Gene Arnette 119 Davidson, 1968 Frank Quayle 153, Jeff Anderson 131 Duke, 1968 Jeff Anderson 183, Frank Quayle 182 Tulane, 1968 Jeff Anderson 132, Frank Quayle 121 Maryland, 1975 Scott Gardner 120, Billy Copeland 100 VMI, 1979 Greg Taylor 133, Tommy Vigorito 120 Duke, 1979 Tommy Vigorito 126, Greg Taylor 107 James Madison, 1979 Greg Taylor 157, Tommy Vigorito 118 Wake Forest, 1980 Quentin Walker 108, Dave Hall 104 Duke, 1984 Howard Petty 114, Barry Word 107 Wake Forest, 1984 Barry Word 140, Howard Petty 131 Maryland, 1985 Kevin Morgan 129, Howard Petty 124 NC State, 1986 Durwin Greggs 177, Kevin Morgan 104 William & Mary, 1990 Terry Kirby 188, Nikki Fisher 164 Wake Forest, 1990 Nikki Fisher 132, Terry Kirby 101 William & Mary, 1992 Jerrod Washington 197, Kevin Brooks 124 NC State, 1993 Jerrod Washington 109, Kevin Brooks 107 Maryland, 1995 Tiki Barber 116, Kevin Brooks 103 San Jose State, 1998 Thomas Jones 203, Antwoine Womack 142 NC State, 1998 Thomas Jones 117, Antwoine Womack 109 Akron, 2004 Wali Lundy 142, Michael Johnson 102 Maryland, 2004 Alvin Pearman 170, Wali Lundy 102 Temple, 2005 Jason Snelling 126, Wali Lundy 113 VMI, 2013 Daniel Hamm 136, Kevin Parks 135 Richmond, 2022 Brennan Armstrong 105, Perris Jones 104					
Dave Hall (1) Oct. 25, 1980	Wake Forest	16	104	6.5	2						
Darren Goode (1) Oct. 24, 1981	Wake Forest	20	127	6.4	0						
Derek Jenkins (1) Oct. 15, 1983	VMI	12	107	8.9	1						
Chris Warren (1) Sept. 6, 1986	South Carolina	14	105	7.5	1						
Durwin Greggs (1) Nov. 8, 1986	NC State	29	177	6.1	0						
Shawn Moore (1) Nov. 18, 1989	Maryland	18	121	6.7	2						
Marquis Weeks (1) Nov. 16, 2002	NC State	19	129	6.8	0						
Michael Johnson (1) Sept. 19, 2004	Akron	6	102	17.0	0						



Jordan Ellis combined with Bryce Perkins in 2018 as the last Virginia rushers to go over the 100-yard mark in the same game when they combined for 254 yards against Richmond.

PASSING RECORDS

Attempts

Career—1,131, Brennan Armstrong, 2018-22

Season—509, Kurt Benkert, 2017
Sr.—509, Kurt Benkert, 2017
Jr.—500, Brennan Armstrong, 2021
Soph.—427, David Watford, 2013
Fr.—247, Jameel Sewell, 2006

Game—66, Kurt Benkert vs. Indiana, 2017
Sr.—66, Kurt Benkert vs. Indiana, 2017
Jr.—60, Brennan Armstrong at Louisville, 2021
Soph.—61, David Watford vs. GT, 2013
Fr.—48, Scott Gardner vs. UNC, 1972

Completions

Career—716, Matt Schaub, 2000-03

Season—326, Brennan Armstrong, 2021
Sr.—320, Bryce Perkins, 2019
Jr.—326, Brennan Armstrong, 2021
Soph.—244, David Watford, 2013
Fr.—143, Jameel Sewell, 2006


Game—43, David Watford vs. Georgia Tech, 2013
Sr.—41, Matt Schaub vs. NC State, 2003
Jr.—41, Matt Schaub vs. GT, 2002
Soph.—43, David Watford vs. GT, 2013
Fr.—23, Jameel Sewell vs. Miami, 2006

Yards

Career—9,034, Brennan Armstrong, 2018-22

Season—4449, Brennan Armstrong, 2021
Sr.—3538, Bryce Perkins, 2019
Jr.—4449, Brennan Armstrong, 2021
Soph.—2671, Michael Rocco, 2011
Fr.—1342, Jameel Sewell, 2006

Game—554, Brennan Armstrong vs. UNC, 2021
Sr.—455, Kurt Benkert vs. UConn, 2017
Jr.—554, Brennan Armstrong vs. UNC, 2021
Soph.—383, Brennan Armstrong vs. ACU, 2020
Fr.—243, Jameel Sewell vs. Maryland, 2006



Matt Schaub is the most accurate passer in program history. He holds the school mark for career completions (716) and completion percentage (67.0)

Games Passing 200 Yards or More

Career—25, Brennan Armstrong, 2018-22
Season—12, Brennan Armstrong, 2021

Consecutive Games Passing 200 Yards or More (Season)

9, Brennan Armstrong, 2021, Matt Schaub, 2003; Kurt Benkert, 2017; Bryce Perkins, 2019

Games Passing 300 Yards or More

Career—12, Brennan Armstrong, 2018-21
Season—10, Brennan Armstrong, 2021

Consecutive Games Passing 300 Yards or More (Season)

6, Brennan Armstrong, 2021

Games Passing 400 Yards or More

Career—6, Brennan Armstrong, 2021
Season—6, Brennan Armstrong, 2021

Consecutive Games Passing 400 Yards or More (Season)

4, Brennan Armstrong, 2021

Consecutive Games With a Touchdown Pass

18, Brennan Armstrong, 2020-22

Consecutive Passes Without An Interception—Season

224, Matt Blundin, 1991

Consecutive Passes Without An Interception—Career

231, Matt Blundin, 1990-91

Consecutive Completions

Career—18, Michael Rocco, 2012
Game—18, Michael Rocco vs. Miami, 2012

Completion Percentage

Career—67.0, Matt Schaub, 2000-03, (min. 250 attempts)
Season—69.7 (281-403), Matt Schaub, 2003 (min. 100 attempts)
Game—93.3 (14-15), Shawn Moore vs. Duke, 1989 (min. 15 attempts)

Touchdowns

Career—58, Brennan Armstrong, 2018-22
Season—31, Brennan Armstrong, 2021
Game—6, Dan Ellis vs. Buffalo, 1999

Interceptions

Career—59, Scott Gardner, 1972-75
Season—19, Scott Gardner, 1975
Game—5, Charlie Harding vs. Richmond, 1952; George Allen vs. Maryland, 1972; Wayne Schuchts vs. Navy, 1983

Longest Pass Plays (75 yards or more)

- 97 Harry Martin to Bus Male to John Leys, Navy, 1935
 - 93 Wayne Schuchts to Nick Merrick, Wake Forest, 1982
 - 92 Stan Fischer to Joe Kehoe, Navy, 1960
 - 91+ Matt Blundin to Tyrone Davis, N.C. State, 1991
 - 90 Scott Gardner to Harrison Davis, UNC, 1973
 - 90 Emmanuel Byers to Deyon Williams, Miami, 2005
 - 90 Brennan Armstrong to Lavel Davis Jr., ACU, 2020
 - 89 Kevin Ferguson to John Ford, VMI, 1984
 - 88 Todd Kirtley to Cole Egan, Rutgers, 1980
 - 87 Symmion Willis to Larry Holmes, Ohio, 1993
 - 86 Bryce Perkins to Olamide Zaccheaus, Ohio, 2018
 - 85 Bob Davis to Frank Quayle, VMI, 1966
 - 85 Wayne Schuchts to Barry Word, Wake Forest, 1983
 - 84 Dan Ellis to Thomas Jones, Buffalo, 1999
 - 84+ Kurt Benkert to David Eldridge, Duke, 2016
 - 83+ Sonny Randle to Dave Graham, UNC, 1957
 - 83 Shawn Moore to Herman Moore, N.C. State, 1990
 - 82 Mike Groh to Demetrius "Pete" Allen, Duke, 1995
 - 82 Kurt Benkert to Olamide Zaccheaus, CMU, 2016
 - 81 Kurt Benkert to Olamide Zaccheaus, UNC, 2017
 - 80 Wayne Schuchts to Quentin Walker, Duke, 1983
 - 80 Matt Johns to Taquan Mizell, W&M, 2015
 - 78 Michael Rocco to Perry Jones, Miami (Fla.), 2011
 - 77 Brennan Armstrong to Dontayvion Wicks, Georgia Tech, 2021
 - 77 Bryce Perkins to Olamide Zaccheaus, Ohio, 2018
 - 76 Whitey Michels to Steve Osisek, VMI 1949
 - 76 Mike Groh to Patrick Jeffers, Clemson, 1995
 - 76 Marc Verica to Kris Burd, Florida State, 2010
 - 75 Bill Troup to Joe Smith, William & Mary, 1970
 - 75 Matt Blundin to Herman Moore, Clemson, 1989
 - 75 Matt Johns to T.J. Thorpe, Boise State, 2015
 - 75 Kurt Benkert to Joe Reed, Miami, 2017
 - 75 Bryce Perkins to Joe Reed, Virginia Tech, 2018
- +Non-scoring play

Career TD Passes

Player	TD
1. Brennan Armstrong, 2018-22	58
2. Matt Schaub, 2000-03	56
3. Shawn Moore, 1987-90	55
4. Bryce Perkins, 2018-19	47
5. Kurt Benkert, 2016-17	46
6. Scott Gardner, 1972-75	33
Aaron Brooks, 1995-98	33
8. Matt Johns, 2013-16	30
9. Mike Groh, 1992-95	29
10. Dan Ellis, 1997-00	28

Season TD Passes

Player	TD
1. Brennan Armstrong, 2021	31
2. Matt Schaub, 2002	28
3. Kurt Benkert, 2017	25
Bryce Perkins, 2018	25
5. Bryce Perkins, 2019	22
6. Shawn Moore, 1990	21
Bobby Goodman, 1992	21
Kurt Benkert, 2016	21
9. Aaron Brooks, 1997	20
Dan Ellis, 1999	20
Matt Johns, 2015	20
12. Matt Blundin, 1991	19
Symmion Willis, 1993	19
14. Shawn Moore, 1989	18
Matt Schaub, 2003	18
Brennan Armstrong, 2020	18



Career Passing Leaders

Player	Years	C-A	Yards	Int	TD
1. Brennan Armstrong	2018-22	685-1131	9034	34	58
2. Matt Schaub	2000-03	716-1069	7502	26	56
3. Shawn Moore	1987-90	421-762	6629	32	55
4. Bryce Perkins	2018-19	545-845	6218	21	47
5. Kurt Benkert	2016-17	526-915	5759	20	46
6. Jameel Sewell	2006-07, '09	514-903	5366	22	24
7. Scott Gardner	1972-75	390-816	5218	59	33
8. Aaron Brooks	1995-98	357-651	5118	24	33
9. Marc Verica	2007-10	487-813	4992	31	22
10. Marques Hagans	2002-05	408-655	4877	18	27
11. Michael Rocco	2010-12	396-657	4731	24	27
12. Mike Groh	1992-95	339-582	4366	18	29
13. Matt Johns	2013-16	372-628	4233	27	30
14. Dan Ellis	1997-00	291-507	3974	16	28
15. Don Majkowski	1983-86	286-579	3901	29	22

Season Passing Leaders

Player	Years	C-A	Yards	Int	TD
1. Brennan Armstrong	2021	326-500	4449	10	31
2. Bryce Perkins	2019	320-496	3538	12	22
3. Kurt Benkert	2017	298-509	3207	9	25
4. Matt Schaub	2002	288-418	2976	7	28
5. Matt Schaub	2003	281-403	2952	10	18
6. Matt Johns	2015	247-403	2810	17	20
7. Marc Verica	2010	233-396	2799	14	14
8. Bryce Perkins	2018	225-349	2680	9	25
9. Michael Rocco	2011	222-366	2671	12	13
10. Kurt Benkert	2016	228-406	2552	11	21
11. Mike Groh	1995	182-330	2510	10	15
12. Marques Hagans	2005	213-343	2492	12	14
13. Symmion Willis	1993	165-276	2347	14	19
14. Aaron Brooks	1998	156-290	2319	9	12
15. Scott Secules	1987	174-296	2311	8	12

Single Game Passing Leaders

Player vs. Opponent	C-A	Yds	Int	TD
1. Brennan Armstrong vs. UNC, 2021	39-54	554	1	4
2. Brennan Armstrong vs. Louisville, 2021	40-60	487	2	3
3. Brennan Armstrong at Pitt, 2021	36-49	487	1	3
4. Kurt Benkert vs. UConn, 2017	30-40	455	1	3
5. Kurt Benkert vs. Central Michigan, 2016	27-43	421	1	5
6. Marc Verica vs. Duke, 2010	24-46	417	3	4
7. Brennan Armstrong vs. Wake Forest, 2021	33-59	407	1	2
8. Brennan Armstrong vs. Illinois, 2021	27-36	405	1	5
9. Brennan Armstrong vs. Virginia Tech, 2021	29-45	405	1	1
10. Brennan Armstrong vs. Georgia Tech, 2021	29-43	396	0	4
11. Matt Schaub vs. N.C. State, 2003	41-55	393	1	4
12. Aaron Brooks vs. Virginia Tech, 1997	23-34	390	0	4
13. Kurt Benkert at Miami (Fla.), 2017	28-37	384	1	4
14. Brennan Armstrong vs. ACU, 2020	16-23	383	0	4
15. Bryce Perkins vs. Ohio, 2018	25-30	379	0	3

Single Game TD Passes

Player	TD
1. Dan Ellis vs. Buffalo, 1999	6
2. Bobby Goodman vs. Navy, 1992	5
Symmion Willis vs. Ohio, 1993	5
Bryson Spinner vs. Georgia Tech, 2001	5
Matt Schaub vs. Akron, 2002	5
Kurt Benkert vs. Central Michigan, 2016	5
Brennan Armstrong vs. Illinois, 2021	5
3. Tabb Gillette vs. Washington & Lee, 1942	4
Bob Davis vs. VMI, 1966	4
Gene Arnette vs. Tulane, 1968	4
Scott Gardner vs. Navy, 1974	4
Scott Gardner vs. William & Mary, 1974	4
Shawn Moore vs. Navy, 1990	4
Bobby Goodman vs. Clemson, 1992	4
Mike Groh vs. Duke, 1995	4
Aaron Brooks vs. Georgia Tech, 1997	4
Aaron Brooks vs. Virginia Tech, 1997	4
Matt Schaub vs. N.C. State, 2003	4
Marques Hagans vs. Duke, 2005	4
Marc Verica vs. Duke, 2010	4
Michael Rocco vs. Miami, 2012	4
Matt Johns vs. Louisville, 2015	4
Kurt Benkert at Miami, 2017	4
Bryce Perkins vs. Florida, 2019	4
Brennan Armstrong vs. Abilene Christian, 2020	4
Brennan Armstrong vs. North Carolina, 2021	4
Brennan Armstrong vs. Georgia Tech, 2021	4
Brennan Armstrong vs. BYU, 2021	4

Annual Passing Leaders

Year	Player	Comp	Att.	Pct.	Yds	Int	TD
1940	Bill Dudley	67	140	.479	722	9	9
1941	Bill Dudley	57	107	.533	856	8	12
1942	Tabb Gillette	82	144	.569	920	15	6
1944	Lucien Burnett	14	37	.378	133	4	1
1946	Ray Brown	17	35	.486	301	5	1
1947	Joe McCary	19	35	.543	299	2	2
1948	Joe McCary	23	44	.523	300	5	4
1949	Whitey Michels	36	79	.456	529	5	7
1950	Rufus Barkley	59	111	.532	911	9	16
1951	Rufus Barkley	43	80	.538	468	7	6
1952	Charlie Harding	48	115	.417	686	11	10
1953	Rives Bailey	41	88	.466	517	11	3
1954	Rives Bailey	23	63	.365	309	10	1
1955	Whitey Clarke	37	81	.457	372	8	2
1956	Nelson Yarbrough (led ACC)	43	91	.473	626	8	2
1957	Reece Whitley	42	99	.424	501	10	5
1958	Sandy Dempsey (led ACC)	74	152	.487	697	11	2
1959	Stan Fischer	58	119	.487	603	13	1
1960	Gary Cuozzo	40	103	.388	397	9	4
1961	Gary Cuozzo	42	93	.452	382	3	5
1962	Gary Cuozzo	98	181	.541	1136	9	6
1963	Tom Hodges	39	90	.433	440	6	2
1964	Bob Davis	80	156	.513	1054	11	2
1965	Tom Hodges (led ACC)	103	196	.526	1299	13	4
1966	Bob Davis (led ACC)	107	222	.482	1461	10	10
1967	Gene Arnette	73	147	.497	984	11	3
1968	Gene Arnette	106	206	.515	1463	14	17
1969	Danny Fassio	67	150	.447	828	11	2
1970	Bill Troup	93	184	.505	1289	15	10
1971	Harrison Davis	63	176	.358	806	14	3
1972	George Allen	55	115	.478	650	13	5
1973	Scott Gardner (led ACC)	99	234	.423	1687	16	10
1974	Scott Gardner	110	195	.564	1344	12	14
1975	Scott Gardner (led ACC)	133	272	.489	1547	19	5
1976	Andy Hitt (led ACC)	98	220	.445	1222	15	7
1977	Chip Mark	65	124	.524	720	6	3
1978	Chip Mark	37	71	.521	458	5	2
1979	Todd Kirtley	88	178	.494	1159	13	6
1980	Todd Kirtley	94	183	.514	1156	12	3
1981	Gordie Whitehead	95	178	.534	1116	10	9
1982	Wayne Schuchts	72	176	.409	1243	13	6
1983	Wayne Schuchts	129	261	.494	1881	14	11
1984	Don Majkowski	83	168	.494	1235	9	8
1985	Don Majkowski	95	199	.477	1233	8	7
1986	Don Majkowski	104	199	.523	1375	12	7
1987	Scott Secules (led ACC)	174	296	.588	2311	8	12
1988	Shawn Moore	141	282	.500	2158	14	15
1989	Shawn Moore	125	221	.566	2078	7	18
1990	Shawn Moore (led nation, ACC)	144	241	.598	2262	8	21
1991	Matt Blundin (led ACC)	135	224	.603	1902	0	19
1992	Bobby Goodman (led ACC)	130	232	.560	1707	12	21
1993	Symmion Willis	165	276	.598	2347	14	19
1994	Mike Groh (led ACC)	138	216	.639	1711	7	13
1995	Mike Groh	182	330	.552	2510	10	15
1996	Tim Sherman	102	203	.502	1572	11	4
1997	Aaron Brooks (led ACC)	164	270	.607	2282	7	20
1998	Aaron Brooks	156	290	.538	2319	9	12
1999	Dan Ellis	156	258	.605	2050	10	20
2000	Dan Ellis	116	210	.552	1642	4	7
2001	Matt Schaub	140	240	.583	1524	8	10
2002	Matt Schaub (led ACC)	288	418	.689	2976	7	28
2003	Matt Schaub	281	403	.697	2952	10	18
2004	Marques Hagans	164	261	.628	2024	5	9
2005	Marques Hagans	213	343	.621	2492	12	14
2006	Jameel Sewell	143	247	.579	1342	6	5
2007	Jameel Sewell	214	364	.588	2176	9	12
2008	Marc Verica	226	354	.638	2037	16	8
2009	Jameel Sewell	157	292	.538	1848	7	7
2010	Marc Verica	233	396	.588	2799	14	14
2011	Michael Rocco	222	366	.607	2671	12	13
2012	Michael Rocco	161	266	.605	1917	13	10
2013	David Watford	244	427	.571	2202	15	8
2014	Greyson Lambert	154	261	.590	1632	11	10
2015	Matt Johns	247	403	.613	2810	17	20
2016	Kurt Benkert	228	406	.562	2552	11	21
2017	Kurt Benkert	298	509	.585	3207	9	25
2018	Bryce Perkins	225	349	.645	2680	9	25
2019	Bryce Perkins	320	496	.645	3538	12	22
2020	Brennan Armstrong	157	268	.586	2117	11	18
2021	Brennan Armstrong	326	500	.652	4449	10	31
2022	Brennan Armstrong	185	338	.547	2210	11	7

VIRGINIA

2023 UVA FOOTBALL

200-Yard Game Passers

Date	Opponent	C-A	Yds	Int	TD
Brennan Armstrong (25)					
Sept. 26, 2020	Duke	24-45	269	2	2
Oct. 3, 2020	Clemson	24-43	270	1	3
Oct. 31, 2020	North Carolina	12-22	202	1	1
Nov. 14, 2020	Louisville	15-23	203	0	4
Nov. 21, 2020	Abitene Christian	16-23	383	0	1
Dec. 5, 2020	Boston College	19-27	287	1	1
Dec. 12, 2020	Virginia Tech	25-46	259	2	2
Sep. 4, 2021	William & Mary	21-30	339	0	2
Sep. 11, 2021	Illinois	27-36	405	1	5
Sep. 18, 2021	North Carolina	39-54	554	1	4
Sep. 24, 2021	Wake Forest	33-59	407	1	2
Sep. 30, 2021	Miami	25-44	268	1	1
Oct. 9, 2021	Louisville	40-60	487	2	3
Oct. 16, 2021	Duke	25-45	364	0	2
Oct. 23, 2021	Georgia Tech	29-43	396	0	4
Oct. 30, 2021	BYU	22-34	337	2	4
Nov. 20, 2021	Pitt	36-49	487	1	3
Nov. 27, 2021	Virginia Tech	29-45	405	1	1
Sept. 3, 2022	Richmond	21-33	246	1	2
Sept. 17, 2022	ODU	20-37	284	0	0
Oct. 1, 2022	Duke	19-37	202	1	1
Oct. 8, 2022	Louisville	22-34	313	2	1
Oct. 20, 2022	Georgia Tech	20-35	255	2	1
Oct. 29, 2022	Miami	15-25	208	0	0
Nov. 5, 2022	North Carolina	17-35	232	1	0
Matt Schaub (20)					
Oct. 6, 2001	Maryland	20-33	271	1	2
Oct. 13, 2001	North Carolina	33-54	334	1	3
Nov. 17, 2001	Virginia Tech	19-28	243	1	1
Aug. 31, 2002	Florida State	19-25	247	0	3
Sept. 21, 2002	Akron	19-27	202	0	5
Sept. 28, 2002	Wake Forest	22-27	312	0	3
Oct. 5, 2002	Duke	27-43	315	1	1
Oct. 12, 2002	Clemson	23-32	208	1	1
Oct. 26, 2002	Georgia Tech	41-58	372	1	1
Nov. 9, 2002	Penn State	30-38	260	0	1
Nov. 23, 2002	Maryland	23-27	249	0	3
Sept. 27, 2003	Wake Forest	30-45	326	3	2
Oct. 4, 2003	North Carolina	19-22	284	0	2
Oct. 11, 2003	Clemson	33-48	271	2	2
Oct. 18, 2003	Florida State	39-53	326	1	2
Oct. 25, 2003	Troy State	23-36	241	1	1
Nov. 1, 2003	N.C. State	41-55	393	1	4
Nov. 22, 2003	Georgia Tech	26-35	239	0	1
Nov. 29, 2003	Virginia Tech	32-46	358	1	2
Dec. 27, 2003	Pittsburgh	20-31	244	1	1
Bryce Perkins (16)					
Sept. 15, 2018	Ohio	25-30	379	0	3
Sept. 29, 2018	NC State	20-35	258	2	2
Oct. 27, 2018	North Carolina	18-27	217	1	3
Nov. 2, 2018	Pittsburgh	17-24	205	0	1
Nov. 17, 2018	Georgia Tech	21-26	217	0	1
Nov. 23, 2018	Virginia Tech	14-29	259	0	3
Dec. 29, 2018	South Carolina	22-31	288	0	3
Sept. 14, 2019	Florida State	30-40	295	2	1
Sept. 28, 2019	Notre Dame	30-43	334	2	2
Oct. 11, 2019	Miami (Fla.)	24-41	244	0	0
Oct. 26, 2019	Louisville	34-41	233	1	1
Nov. 2, 2019	North Carolina	30-39	378	0	3
Nov. 9, 2019	Georgia Tech	24-35	258	0	1
Nov. 29, 2019	Virginia Tech	20-33	311	1	1
Dec. 7, 2019	Clemson	27-43	266	2	2
Dec. 30, 2019	Florida	28-40	323	1	4
Shawn Moore (15)					
Sept. 24, 1988	Duke	14-37	259	2	2
Oct. 22, 1988	Wake Forest	14-22	315	0	2
Oct. 29, 1988	Virginia Tech	14-28	281	1	1
Nov. 19, 1988	Maryland	15-24	203	1	1
Sept. 16, 1989	Georgia Tech	13-21	223	0	0
Sept. 23, 1989	Duke	14-15	295	0	3
Oct. 14, 1989	North Carolina	9-16	207	1	2
Oct. 21, 1989	Wake Forest	15-30	280	2	3
Oct. 28, 1989	Louisville	16-24	213	1	1
Sept. 1, 1990	Kansas	16-27	254	0	4
Sept. 15, 1990	Navy	13-22	250	1	3
Sept. 29, 1990	William & Mary	15-26	291	0	2
Oct. 20, 1990	Wake Forest	19-31	258	2	2
Nov. 3, 1990	Georgia Tech	18-28	344	2	1
Nov. 10, 1990	North Carolina	16-22	236	0	2
Kurt Benkert (15)					
Sept. 3, 2016	Richmond	26-34	264	1	3
Sept. 17, 2016	UConn	23-42	241	1	0
Sept. 24, 2016	Central Michigan	27-43	421	1	5
Oct. 1, 2016	Duke	23-41	336	1	3
Oct. 15, 2016	Pitt	20-44	278	1	1
Oct. 29, 2016	Louisville	25-39	238	2	3
Sept. 2, 2017	William & Mary	27-39	262	0	3
Sept. 9, 2017	Indiana	39-66	259	0	1
Sept. 16, 2017	UConn	30-40	455	1	3
Sept. 22, 2017	Boise State	19-29	273	0	3
Oct. 14, 2017	North Carolina	19-31	249	0	2
Oct. 28, 2017	Pitt	22-42	212	1	2
Nov. 4, 2017	Georgia Tech	21-43	260	1	3
Nov. 11, 2017	Louisville	19-36	214	1	1
Nov. 18, 2017	Miami	28-37	384	1	4
Marc Verica (14)					
Oct. 4, 2008	Maryland	25-34	226	0	2
Oct. 11, 2008	East Carolina	25-32	216	2	1
Oct. 18, 2008	North Carolina	24-38	217	0	0
Oct. 25, 2008	Georgia Tech	29-39	270	2	2
Nov. 1, 2008	Miami	27-41	240	0	1
Nov. 8, 2008	Wake Forest	23-45	279	3	2
Sept. 4, 2010	Richmond	24-35	243	0	1
Sept. 25, 2010	VMI	16-23	224	0	3
Oct. 2, 2010	Florida State	14-30	211	2	1
Oct. 9, 2010	Georgia Tech	18-31	239	0	2
Oct. 23, 2010	Eastern Michigan	18-31	203	0	2
Nov. 6, 2010	Duke	24-46	417	3	4
Nov. 13, 2010	Maryland	25-43	265	2	1
Nov. 20, 2010	Boston College	31-49	284	1	0

Aaron Brooks (12)					
Sept. 4, 1997	Auburn	25-41	305	1	2
Oct. 11, 1997	Clemson	14-26	212	0	2
Oct. 18, 1997	Duke	19-28	225	3	1
Nov. 8, 1997	Georgia Tech	19-26	308	1	4
Nov. 15, 1997	N.C. State	13-26	222	0	3
Nov. 29, 1997	Virginia Tech	23-34	390	0	4
Sept. 3, 1998	Auburn	16-20	220	0	1
Sept. 12, 1998	Maryland	16-26	225	0	2
Sept. 19, 1998	Clemson	21-35	310	0	1
Oct. 17, 1998	Georgia Tech	19-32	312	2	1
Nov. 14, 1998	North Carolina	10-25	281	1	1
Nov. 28, 1998	Virginia Tech	19-32	345	1	3

Marques Hagans (11)					
Sept. 4, 2004	Temple	17-22	211	0	1
Sept. 11, 2004	North Carolina	10-12	209	0	0
Sept. 24, 2004	Syracuse	11-12	202	0	1
Oct. 7, 2004	Clemson	14-26	225	0	1
Oct. 16, 2004	Florida State	20-30	214	1	0
Sept. 3, 2005	Western Michigan	17-25	252	2	1
Oct. 1, 2005	Maryland	17-35	270	0	0
Oct. 15, 2005	Florida State	27-36	306	0	2
Nov. 12, 2005	Georgia Tech	21-29	205	1	1
Nov. 26, 2005	Miami	15-28	206	0	1
Dec. 30, 2005	Minnesota	25-32	358	1	2

Date	Opponent	C-A	Yds	Int	TD
Michael Rocco (11)					
Sept. 17, 2011	North Carolina	22-37	287	2	1
Oct. 1, 2011	Idaho	20-30	240	0	1
Oct. 27, 2011	Miami (Fla.)	11-20	226	0	2
Nov. 5, 2011	Maryland	23-36	307	1	2
Nov. 19, 2011	Florida State	22-31	238	0	1
Nov. 26, 2011	Virginia Tech	16-27	211	2	0
Dec. 31, 2011	Auburn	26-41	312	1	2
Sept. 1, 2012	Richmond	25-37	311	1	0
Sept. 8, 2012	Penn State	21-33	258	2	1
Sept. 29, 2012	Louisiana Tech	14-23	278	2	3
Nov. 10, 2012	Miami (Fla.)	29-37	300	4	0

Matt Johns (11)					
Sept. 27, 2014	Kent State	17-28	227	2	2
Oct. 18, 2014	Duke	22-45	325	0	1
Sept. 5, 2015	UCLA	21-35	238	1	1
Sept. 12, 2015	Notre Dame	26-38	289	0	2
Sept. 19, 2015	William & Mary	17-23	263	2	3
Oct. 10, 2015	Pitt	17-33	209	1	1
Oct. 17, 2015	Syracuse	24-37	234	1	2
Nov. 7, 2015	Miami (Fla.)	29-42	280	1	0
Nov. 14, 2015	Louisville	25-41	260	0	4
Nov. 21, 2015	Duke	24-33	344	1	2
Nov. 19, 2016	Georgia Tech	27-44	220	3	1

Scott Secales (10)					
Oct. 4, 1986	Wake Forest	17-32	225	1	0
Oct. 11, 1986	Clemson	30-49	298	2	2
Sept. 5, 1987	Georgia	12-19	205	1	2
Sept. 26, 1987	Duke	13-20	221	1	0
Oct. 3, 1987	Virginia Tech	17-23	229	0	0
Oct. 10, 1987	Clemson	12-28	232	1	1
Oct. 17, 1987	South Carolina	18-34	210	0	1
Oct. 24, 1987	Wake Forest	20-25	220	0	1
Nov. 14, 1987	North Carolina	26-50	328	2	2
Nov. 21, 1987	N.C. State	20-36	269	1	1

Jameel Sewell (10)					
Oct. 14, 2006	Maryland	13-21	243	1	2
Nov. 18, 2006	Miami	23-33	217	0	0
Oct. 6, 2007	Middle Tennessee	22-37	223	1	1
Oct. 20, 2007	Maryland	22-35	243	0	0
Oct. 27, 2007	N.C. State	24-43	260	2	2
Nov. 3, 2007	Wake Forest	20-43	225	0	2
Nov. 10, 2007	Miami	20-25	288	1	1
Sept. 19, 2009	Southern Miss.	24-46	312	2	1
Oct. 10, 2009	Indiana	20-30	308	1	0
Nov. 14, 2009	Boston College	21-41	221	0	1


Matt Blundin (9)					
Oct. 7, 1989	Clemson	14-34	248	2	2
Nov. 24, 1990	Virginia Tech	21-34	305	3	2
Sept. 7, 1991	Maryland	17-36	226	0	0
Sept. 28, 1991	Duke	17-21	238	0	3
Oct. 12, 1991	Clemson	15-34	241	0	2
Oct. 19, 1991	North Carolina	17-28	206	0	2
Oct. 26, 1991	Wake Forest	18-21	275	0	2
Nov. 9, 1991	N.C. State	13-17	230	0	2
Nov. 23, 1991	Virginia Tech	13-23	222	0	3

Dan Ellis (9)					
Sept. 11, 1999	Clemson	19-33	233	0	1
Sept. 18, 1999	Wake Forest	19-25	220	1	1
Oct. 16, 1999	N.C. State	13-25	233	1	3
Nov. 13, 1999	Buffalo	16-19	363	0	6
Nov. 20, 1999	Maryland	21-34	276	1	4
Sept. 2, 2000	Brigham Young	13-23	217	1	1
Sept. 9, 2000	Richmond	19-28	299	0	1
Sept. 16, 2000	Duke	20-30	333	0	3
Oct. 7, 2000	Maryland	10-15	208	1	1

Mike Groh (8)					
Sept. 10, 1994	Navy	26-35	257	1	3
Oct. 22, 1994	North Carolina	15-21	256	0	2
Nov. 5, 1994	Duke	14-26	217	1	2
Nov. 25, 1994	N.C. State	24-35	290	1	1
Sept. 30, 1995	Wake Forest	21-34	335	0	2
Oct. 14, 1995	Duke	20-41	346	2	4
Oct. 21, 1995	Texas	15-31	226	0	1
Nov. 2, 1995	Florida State				



Date	Opponent	C-A	Yds	Int	TD
Symyon Willis (7)					
Sept. 11, 1993	Navy	10-20	205	1	2
Sept. 25, 1993	Duke	24-34	246	1	3
Oct. 2, 1993	Ohio	11-14	279	0	5
Oct. 23, 1993	North Carolina	22-31	239	0	0
Oct. 30, 1993	N.C. State	15-26	252	1	1
Nov. 6, 1993	Wake Forest	14-24	218	4	1
Oct. 1, 1994	William & Mary	11-15	236	0	2
Bob Davis (6)					
Sept. 19, 1964	Wake Forest	14-27	250	2	0
Nov. 21, 1964	Maryland	13-22	266	2	0
Nov. 13, 1965	Georgia Tech	22-41	252	1	0
Sept. 17, 1966	Wake Forest	12-25	206	3	1
Sept. 24, 1966	Clemson	26-48	312	1	2
Oct. 15, 1966	VMI	13-22	266	0	4
Wayne Schuchts (6)					
Oct. 23, 1982	Wake Forest	15-30	320	1	1
Sept. 3, 1983	Duke	10-21	275	0	3
Sept. 24, 1983	N.C. State	18-28	223	1	0
Oct. 8, 1983	Clemson	16-32	220	2	1
Oct. 22, 1983	Wake Forest	10-26	206	0	1
Nov. 5, 1983	Georgia Tech	16-38	265	0	1
Don Majkowski (5)					
Nov. 17, 1984	North Carolina	20-29	266	0	1
Nov. 24, 1984	Maryland	15-32	219	1	0
Sept. 6, 1986	South Carolina	14-26	271	1	2
Sept. 13, 1986	Navy	18-31	217	0	0
Nov. 1, 1986	William & Mary	15-26	212	0	3
Bobby Goodman (5)					
Sept. 19, 1991	Georgia Tech	11-18	229	0	3
Sept. 5, 1992	Maryland	16-26	200	2	3
Sept. 12, 1992	Navy	14-22	306	2	5
Sept. 26, 1992	Duke	15-26	226	0	2
Oct. 10, 1992	Clemson	15-30	243	1	4
David Watford (5)					
Sept. 21, 2013	VMI	18-25	206	2	2
Oct. 5, 2013	Ball State	21-36	209	1	0
Oct. 12, 2013	Maryland	27-44	263	0	1
Oct. 19, 2013	Duke	20-38	263	1	1
Oct. 26, 2013	Georgia Tech	43-61	376	1	2
Gene Arnette (4)					
Oct. 21, 1967	South Carolina	15-21	222	0	0
Nov. 2, 1968	South Carolina	17-37	240	4	3
Nov. 16, 1968	Tulane	14-20	265	0	4
Nov. 23, 1968	Maryland	14-28	256	1	1
Greyson Lambert (4)					
Oct. 25, 2014	North Carolina	20-40	261	2	2
Nov. 1, 2014	Georgia Tech	19-32	230	2	1
Nov. 8, 2014	Florida State	20-35	220	1	3
Nov. 28, 2014	Virginia Tech	15-32	211	1	1
Todd Kirtley (3)					
Nov. 3, 1979	Georgia	13-21	215	2	2
Sept. 20, 1980	N.C. State	17-30	227	3	1
Nov. 8, 1980	Rutgers	13-22	207	1	1
Harrison Davis (2)					
Nov. 13, 1971	North Carolina	14-30	261	2	2
Sept. 16, 1972	Virginia Tech	16-40	202	3	2
Andy Hitt (2)					
Oct. 2, 1976	Georgia Tech	13-26	239	2	2
Oct. 23, 1976	Wake Forest	13-21	208	0	2
Gordie Whitehead (2)					
Oct. 24, 1981	Wake Forest	15-31	275	2	3
Nov. 14, 1981	North Carolina	18-31	243	1	2
Tim Sherman (2)					
Nov. 2, 1996	Duke	16-26	253	1	0
Nov. 9, 1996	Clemson	19-28	346	0	0
Phillip Sims (2)					
Oct. 6, 2012	Duke	21-42	268	0	2
Oct. 20, 2012	Wake Forest	22-39	253	1	1
Tabb Gillette (1)					
Nov. 7, 1942	Washington & Lee	23-35	268	3	4
Charlie Ellis (1)					
Oct. 6, 1945	VMI	7-8	209	0	2
Sandy Dempsey (1)					
Nov. 15, 1958	South Carolina	19-32	249	2	1
Gary Cuozzo (1)					
Nov. 3, 1962	South Carolina	22-38	220	4	0
Tom Hodges (1)					
Oct. 2, 1965	North Carolina	13-18	211	0	1
Bill Troup (1)					
Oct. 17, 1970	Army	13-24	209	2	0
Larry Albert (1)					
Oct. 2, 1971	Vanderbilt	14-23	217	0	1
Chip Mark (1)					
Nov. 5, 1977	VMI	19-30	201	0	0
Kevin Ferguson (1)					
Sept. 15, 1984	VMI	15-25	273	1	3
David Rivers (1)					
Nov. 6, 1999	Georgia Tech	18-30	228	1	3
Bryson Spinner (1)					
Nov. 10, 2001	Georgia Tech	32-46	327	1	5
Peter Lalich (1)					
Sept. 6, 2008	Richmond	21-39	204	2	0



Matt Blundin holds the Virginia record for most consecutive passes without an interception with 231 in a row.

Total Offense—Plays

Career—1452, Brennan Armstrong, 2018-22

Season—723, Bryce Perkins, 2019

Sr.—723, Bryce Perkins, 2019

Jr.—598, Brennan Armstrong, 2021

Soph.—531, David Watford, 2013

Fr.—208, Antonio Rice, 1982

Game—76, Brennan Armstrong vs. Wake Forest, 2021

Sr.—69, Kurt Benkert vs. Indiana, 2017

Jr.—76, Brennan Armstrong vs. Wake Forest, 2021

Soph.—70, David Watford vs. Georgia Tech, 2013

Fr.—59, Scott Gardner vs. North Carolina, 1972

Total Offense—Yards

Career—10,301, Brennan Armstrong, 2018-22

Season—4700, Brennan Armstrong, 2021

Sr.—4307, Bryce Perkins, 2019

Jr.—4700, Brennan Armstrong, 2021

Soph.—2691, Michael Rocco, 2011

Fr.—1542, Jameel Sewell, 2006

Game—538, Brennan Armstrong vs. North Carolina, 2021

Sr.—490, Bryce Perkins vs. North Carolina, 2019

Jr.—538, Brennan Armstrong vs. North Carolina, 2021

Soph.—435, Brennan Armstrong vs. Abilene Christian, 2020

Fr.—335, Jameel Sewell vs. Maryland, 2006

Career Total Offense Leaders

Player	Year	Rush Yds	Pass Yds	Plys	Total Yds	Avg
1. Brennan Armstrong	2018-22	1267	9034	1494	10301	6.9
2. Bryce Perkins	2018-19	1692	6218	1284	7910	6.2
3. Shawn Moore	1987-90	1268	6629	1177	7897	6.7
4. Matt Schaub	2000-03	58	7502	1201	7560	6.3
5. Scott Gardner	1972-75	841	5218	1118	6059	5.4
6. Jameel Sewell	2006-07,09	646	5366	1260	6012	4.8
7. Marques Hagans	2002-05	902	4877	894	5779	6.5
8. Aaron Brooks	1995-98	547	5118	850	5665	6.7
9. Kurt Benkert	2016-17	-157	5759	1040	5602	5.4
10. Marc Verica	2007-10	-155	4992	901	4837	5.4
11. Michael Rocco	2010-12	98	4731	732	4829	6.6
12. Don Majkowski	1983-86	721	3901	823	4622	5.6
13. Matt Johns	2013-16	185	4233	717	4418	6.2
14. Mike Groh	1992-95	12	4366	685	4378	6.4
15. Dan Ellis	1997-00	60	3974	643	4034	6.3

Season Total Offense Leaders

Player	Year	Rush Yds	Pass Yds	Plys	Total Yds	Avg
1. Brennan Armstrong	2021	251	4449	598	4700	7.9
2. Bryce Perkins	2019	769	3538	723	4307	6.0
3. Bryce Perkins	2018	923	2680	561	3603	6.4
4. Kurt Benkert	2017	-63	3207	574	3144	5.5
5. Matt Schaub	2002	95	2976	488	3071	6.3
6. Matt Schaub	2003	-23	2952	429	2929	6.8
7. Matt Johns	2015	86	2810	464	2896	6.2
8. Marques Hagans	2005	310	2492	310	2802	6.1
9. Marc Verica	2010	-47	2799	438	2752	6.3
10. Michael Rocco	2011	20	2671	406	2691	6.6
11. Brennan Armstrong	2020	552	2117	394	2669	6.8
12. Shawn Moore	1989	505	2078	360	2583	7.2
13. Brennan Armstrong	2022	371	2210	461	2581	5.6
14. Symmion Willis	1993	222	2347	349	2569	7.4
15. Shawn Moore	1990	306	2262	335	2568	7.7

Single Game Total Offense Leaders

Player	Year	Rush Yds	Pass Yds	Plys	Total Yds	Avg.
1. Brennan Armstrong vs. North Carolina	2021	-16	554	62	538	8.7
2. Brennan Armstrong vs. Georgia Tech	2021	99	396	55	495	9.0
3. Bryce Perkins vs. North Carolina	2019	112	378	63	490	7.8
4. Bryce Perkins vs. Virginia Tech	2019	164	311	52	475	9.1
5. Kurt Benkert vs. UConn	2017	10	455	43	465	10.8
6. Brennan Armstrong vs. Louisville	2021	-23	487	66	464	7.0
7. Brennan Armstrong vs. Pitt	2021	-27	487	57	460	8.0
8. Brennan Armstrong vs. Wake Forest	2021	33	407	76	440	5.8
9. Brennan Armstrong vs. Illinois	2021	31	405	41	436	10.6
10. Brennan Armstrong vs. Abilene Christian	2020	52	383	29	435	15.0
11. Brennan Armstrong vs. BYU	2021	94	337	45	431	9.6
12. Kurt Benkert vs. Central Michigan	2016	2	421	44	423	9.6
13. Brennan Armstrong vs. Boston College	2020	130	287	44	417	9.5
14. Marc Verica vs. Duke	2010	-4	417	47	413	8.8
15. Brennan Armstrong vs. Virginia Tech	2021	7	405	54	412	7.6



Quarterback Bryce Perkins (2018-19) relied on his outstanding passing and running abilities to set the school record for most yards of total offense in a career (7,910) in only two seasons at UVA.



Annual Total Offense Leaders

Year	Player	Plys	Yds	Avg	TDR
1940	Bill Dudley	246	1191	4.8	12
1941	Bill Dudley	262	1824	7.0	29
1942	Tabb Gillette	143	791	5.5	6
1944	John Duda	135	800	5.9	8
1945	Charlie Ellis	124	832	6.7	5
1946	Ray Brown	95	688	7.2	7
1947	Joe McCary	89	558	6.3	2
1948	John Papit	136	896	6.6	5
1949	John Papit	198	1214	6.1	9
1950	John Papit	167	949	5.7	8
1951	Rufus Barkley	125	503	4.0	6
1952	Charlie Harding	173	851	4.9	13
1953	Rives Bailey	132	516	3.9	5
1954	Herb Hartwell	90	390	4.2	4
1955	Jim Bakhtiar	158	733	4.6	4
1956	Jim Bakhtiar	203	879	4.4	3
1957	Jim Bakhtiar	195	822	4.2	6
1958	Sandy Dempsey	188	685	3.6	2
1959	Stan Fischer	150	583	3.9	1
1960	Fred Shepherd	126	529	4.2	4
1961	Gary Cuzzo	142	350	2.5	6
1962	Gary Cuzzo	259	1210	4.7	12
1963	Tom Hodges	178	531	3.0	3
1964	Bob Davis	240	1481	6.2	10
1965	Tom Hodges	265	1382	5.2	8
1966	Bob Davis (led ACC)	309	1688	5.5	16
1967	Gene Arnette	259	1273	4.9	8
1968	Gene Arnette	294	1755	6.0	20
1969	Danny Fassio	261	1051	4.0	4
1970	Bill Troup	224	1313	5.9	12
1971	Harrison Davis	269	945	3.5	5
1972	Scott Gardner	150	770	5.1	6
1973	Scott Gardner (led ACC)	342	2120	6.2	15
1974	Scott Gardner	276	1576	5.7	16
1975	Scott Gardner (led ACC)	350	1593	4.6	9
1976	Andy Hitt	274	1085	4.0	7
1977	Chip Mark	151	623	4.1	4
1978	Tommy Vigorito	168	800	4.8	4
1979	Todd Kirtley	225	1185	5.3	6
1980	Todd Kirtley	216	1079	5.0	5
1981	Gordie Whitehead	228	1078	4.7	9
1982	Wayne Schuchts	228	1169	5.1	9
1983	Wayne Schuchts	311	1808	5.8	13
1984	Don Majkowski	251	1540	6.1	13
1985	Don Majkowski	285	1518	5.3	13
1986	Don Majkowski	265	1477	5.6	8
1987	Scott Secules	353	2356	6.7	18
1988	Shawn Moore	441	2526	5.7	25
1989	Shawn Moore	360	2583	7.2	27
1990	Shawn Moore (led ACC)	335	2568	7.7	29
1991	Matt Blundin	254	1912	7.5	20
1992	Bobby Goodman	320	1834	5.7	24
1993	Symmion Willis	349	2569	7.4	20
1994	Mike Groh	255	1725	6.8	16
1995	Mike Groh	388	2492	6.4	19
1996	Tim Sherman	272	1800	6.6	7
1997	Aaron Brooks	355	2537	7.1	25
1998	Aaron Brooks	374	2546	6.8	17
1999	Dan Ellis	322	2081	6.5	20
2000	Dan Ellis	266	1723	6.5	8
2001	Matt Schaub	273	1511	5.5	12
2002	Matt Schaub	488	3071	6.3	30
2003	Matt Schaub	429	2929	6.8	19
2004	Marques Hagans	338	2418	7.2	13
2005	Marques Hagans	458	2802	6.1	17
2006	Jameel Sewell	342	1542	4.5	9
2007	Jameel Sewell	490	2455	5.0	16
2008	Marc Verica	386	1966	5.1	9
2009	Jameel Sewell	428	2015	4.7	14
2010	Marc Verica	438	2752	6.3	14
2011	Michael Rocco	406	2691	6.6	15
2012	Michael Rocco	301	1995	6.6	13
2013	David Watford	531	2410	4.5	11
2014	Greyson Lambert	296	1626	5.5	12
2015	Matt Johns	464	2896	6.2	21
2016	Kurt Benkert	466	2458	5.3	21
2017	Kurt Benkert	574	3144	5.5	25
2018	Bryce Perkins	561	3603	6.4	34
2019	Bryce Perkins	723	4307	6.0	33
2020	Brennan Armstrong	394	2669	6.8	23
2021	Brennan Armstrong	598	4700	7.9	41
2022	Brennan Armstrong	461	2581	5.6	13

BRENNAN ARMSTRONG

Responsible for 15 school records including the most productive offensive season in program history in 2021 with 4,700 yards of total offense.



Shawn Moore led Virginia in total offense from 1988-90 and his career school record held from 1990 until broken in 2019.



Aaron Brooks is tied for sixth in career touchdown passes and eighth in career total offense.

RECEIVING RECORDS

Receptions

Career—250, Olamide Zaccheaus, 2015-18
Season—93, Olamide Zaccheaus, 2018
 Sr.—93, Olamide Zaccheaus, 2018
 Jr.—85, Olamide Zaccheaus, 2017
 Soph.—70, Heath Miller, 2003
 Fr.—58, Wali Lundy, 2002
Game—16, Alvin Pearman vs. Florida State, 2003
 Sr.—12, Olamide Zaccheaus vs. South Carolina, 2018
 Jr.—16, Alvin Pearman vs. Florida State, 2003
 Soph.—13, Heath Miller vs. Virginia Tech, 2003;
 13, Mikell Simpson vs. Maryland, 2007
 Fr.—11, Wali Lundy vs. Clemson, 2002

Yards

Career—2978, Billy McMullen, 1999-2002
Season—1203, Dontayvion Wicks, 2021
 Sr.—1058, Olamide Zaccheaus
 Jr.—1190, Herman Moore, 1990
 1203, Dontayvion Wicks, 2021
 Fr.—545, John Ford, 1984
Game—247, Olamide Zaccheaus vs. Ohio, 2018
 Sr.—247, Olamide Zaccheaus vs. Ohio, 2018
 Jr.—234, Herman Moore vs. Georgia Tech, 1990
 Soph.—189, Billy McMullen vs. Duke, 2000
 Fr.—175, Herman Moore vs. Virginia Tech, 1988

Touchdowns

Career—28, Tyrone Davis, 1991-94
Season—13, Herman Moore, 1990
 Sr.—10, Tyrone Davis, 1994
 Jr.—13, Herman Moore, 1990
 Soph.—10, Herman Moore, 1989
 Fr.—9, Heath Miller, 2002
Game—4, Ed Carrington vs. Maryland, 1965
 Sr.—3, Ken Shelton vs. William & Mary, 1974;
 Tyrone Davis vs. Navy, 1994
 Canaan Severin vs. Louisville, 2015;
 Olamide Zaccheaus vs. South Carolina, 2018
 Jr.—4, Ed Carrington vs. Maryland, 1965
 Soph.—3, John Hepler vs. Maryland, 1961;
 Wali Lundy vs. NC State, 2003
 Fr.—2, John Ford vs. VMI, 1984; John Ford vs. Virginia Tech, 1984;
 Demetrius "Pete" Allen vs. Navy, 1992; Germane Crowell vs.
 Florida State, 1994; Billy McMullen vs. NC State, 1999; Billy
 McMullen vs. Buffalo, 1999; Heath Miller vs. Wake Forest, 2002;
 Wali Lundy vs. Maryland, 2002; Wali Lundy vs. West Virginia, 2002

Longest Plays—Receptions (75 yards or more)

97 Bus Male and John Leys from Harry Martin, Navy, 1935
 93 Nick Merrick from Wayne Schuchts, Wake Forest, 1982
 92 Joe Kehoe from Stan Fischer, Navy, 1960
 91+ Tyrone Davis from Matt Blundin, NC State, 1991
 90 Deyon Williams from Emmanuel Byers, Miami, 2005
 90 Harrison Davis from Scott Gardner, North Carolina, 1973
 90 Lavel Davis Jr. from Brennan Armstrong, Abilene Christian, 2020
 89 John Ford from Kevin Ferguson, VMI, 1984
 88 Cole Egan from Todd Kirtley, Rutgers, 1980
 87 Larry Holmes from Symmion Willis, Ohio, 1993
 86 Olamide Zaccheaus from Bryce Perkins, Ohio, 2018
 85 Frank Quayle from Bob Davis, VMI, 1966
 85 Barry Word from Wayne Schuchts, Wake Forest, 1983
 84 Thomas Jones from Dan Ellis, Buffalo, 1999
 84+ David Eldridge from Kurt Benkert, Duke, 2016
 83+ Dave Graham from Sonny Randle, North Carolina, 1957
 83 Herman Moore from Shawn Moore, NC State, 1990
 82 Demetrius "Pete" Allen from Mike Groh, Duke, 1995
 82 Olamide Zaccheaus from Kurt Benkert, CMU, 2016
 81 Olamide Zaccheaus from Kurt Benkert, North Carolina, 2017
 80 Quentin Walker from Wayne Schuchts, Duke, 1983
 80 Taquan Mizzell from Matt Johns, William & Mary, 2015
 78 Perry Jones from Michael Rocco, Miami (Fla.), 2011
 77 Olamide Zaccheaus from Bryce Perkins, Ohio, 2018
 77 Dontayvion Wicks from Brennan Armstrong, Georgia Tech, 2021
 76 Steve Osisek from Whitey Michels, VMI, 1949
 76 Patrick Jeffers from Mike Groh, Clemson, 1995
 76 Kris Burd from Marc Verica, Florida State, 2010
 75 Joe Smith from Bill Troup, William & Mary, 1970
 75 Herman Moore from Matt Blundin, Clemson, 1989
 75 T.J. Thorpe from Matt Johns, Boise State, 2015
 75 Joe Reed from Kurt Benkert, Miami, 2017
 75 Joe Reed from Bryce Perkins, Virginia Tech, 2018

+Non-scoring play

Career Receptions Leaders (Receptions)

Player	Years	No.	Yds.	Avg.	TD
1. Olamide Zaccheaus	2015-18	250	2753	11.0	22
2. Billy McMullen	1999-01	210	2978	14.2	24
3. Taquan Mizzell	2013-16	195	1560	8.0	7
4. Billy Kemp	2018-22	192	1774	9.2	8
5. Kris Burd	2008-11	162	2190	13.5	9
6. Hasise Dubois	2016-19	151	1859	12.3	12
7. Heath Miller	2002-04	144	1703	11.8	20
8. Alvin Pearman	2001-04	138	1396	10.1	8
9. Keytaon Thompson	2020-22	138	1667	12.1	4
10. Darius Jennings	2011-14	133	1667	12.5	12
11. Perry Jones	2009-12	129	1165	9.0	4
12. Joe Reed	2016-19	129	1465	11.4	16
13. John Ford	1984, 86-88	128	2399	18.7	20
14. Terrell Jana	2017-20	123	1481	12.0	5
15. Germane Crowell	1994-97	122	2142	17.6	19
16. Dave Sullivan	1970-72	120	1578	13.2	12

Career Receiving Yards Leaders

Player	Years	No.	Yds.	Avg.	TD
1. Billy McMullen	1999-02	210	2978	14.2	24
2. Olamide Zaccheaus	2015-18	250	2753	11.0	22
3. Herman Moore	1988-90	114	2504	22.0	27
4. John Ford	1984, 86-88	128	2399	18.7	20
5. Kris Burd	2008-11	162	2190	13.5	9
6. Tyrone Davis	1991-94	103	2153	20.9	28
7. Germane Crowell	1994-97	122	2142	17.6	19
8. Hasise Dubois	2016-19	151	1859	12.3	12
9. Patrick Jeffers	1992-95	108	1785	16.5	15
10. Billy Kemp	2018-22	192	1774	9.2	8
11. Heath Miller	2002-04	144	1703	11.8	20
12. Dontayvion Wicks	2019-22	90	1694	18.8	12
13. Darius Jennings	2011-14	133	1667	12.5	12
14. Keytaon Thompson	2020-22	138	1667	12.1	4
15. Tim Smith	2009-13	97	1591	16.4	10

Season Receptions Leaders

Player	Year	No.	Yds.	Avg.	TD
1. Olamide Zaccheaus	2018	93	1058	11.4	9
2. Olamide Zaccheaus	2017	85	895	10.5	5
3. Billy McMullen	2001	83	1060	12.8	12
4. Keytaon Thompson	2021	78	990	12.7	1
5. Joe Reed	2019	77	679	8.8	7
6. Taquan Mizzell	2015	75	721	9.6	4
7. Hasise Dubois	2019	75	1062	14.2	6
8. Terrell Jana	2019	74	886	12.0	3
9. Billy Kemp IV	2021	74	725	9.8	6
10. Heath Miller	2003	70	835	11.9	6
11. Billy McMullen	2002	69	894	13.0	3
12. Billy Kemp IV	2020	67	644	9.6	1
13. Kris Burd	2011	66	913	13.8	3
14. Alvin Pearman	-2003	63	518	8.2	4
15. Wali Lundy	2002	58	435	7.5	4
Deyon Williams	2005	58	767	13.2	7
Kevin Ogletree	2008	58	723	12.5	5
Kris Burd	2010	58	799	13.8	5

Season Receiving Leaders (Yards)

Player	Year	No.	Yds.	Avg.	TD
1. Dontayvion Wicks	2021	57	1203	21.1	9
2. Herman Moore	1990	54	1190	22.0	13
3. Hasise Dubois	2019	75	1062	14.2	6
4. Billy McMullen	2001	83	1060	12.8	12
5. Olamide Zaccheaus	2018	93	1058	11.4	9
6. Keytaon Thompson	2021	78	990	12.7	1
7. Germane Crowell	1997	53	969	18.3	9
8. Kris Burd	2011	66	913	13.8	3
9. Olamide Zaccheaus	2017	85	895	10.5	5
10. Billy McMullen	2002	69	894	13.0	3
11. Terrell Jana	2019	74	886	12.0	3
12. John Ford	1987	48	855	17.8	6
13. Herman Moore	1989	36	848	23.6	10
14. Heath Miller	2003	70	835	11.9	6
15. Dontrelle Inman	2010	51	815	16.0	3



Single Game Receiving Leaders (Receptions)

	Player	No.	Yds.	Avg.	TD
1.	Alvin Pearman vs. Florida State, 2003	16	134	8.4	1
2.	Alvin Pearman vs. NC State, 2003	13	87	6.7	0
	Heath Miller vs. Virginia Tech, 2003	13	145	11.2	0
	Mikell Simpson vs. Maryland, 2007	13	152	11.7	0
	Darius Jennings vs. Georgia Tech, 2013	13	119	9.2	2
	Terrell Jama vs. North Carolina, 2019	13	146	11.2	0
7.	Olamide Zaccheaus vs. Indiana, 2017	12	72	6.0	0
	Olamide Zaccheaus vs. South Carolina, 2018	12	100	8.3	3
9.	Joe Kehoe vs. Maryland, 1960	11	108	9.8	0
	Billy McMullen vs. Maryland, 2001	11	175	15.9	1
	Billy McMullen vs. North Carolina, 2001	11	122	11.1	1
	Wali Lundy vs. Clemson, 2002	11	78	7.1	0
	Canaan Severin vs. Notre Dame, 2015	11	153	13.9	0
	Keytaon Thompson vs. Pitt, 2021	11	126	11.5	1
15.	Ed Carrington vs. Clemson, 1966	10	113	11.3	0
	Billy McMullen vs. Georgia Tech, 2001	10	98	9.8	2
	Billy McMullen vs. Georgia Tech, 2002	10	87	8.7	0
	Billy McMullen vs. Penn State, 2002	10	122	12.2	0
	Deyon Williams vs. Georgia Tech, 2005	10	107	10.7	1
	Kevin Ogletree vs. Wyoming, 2006	10	95	9.5	1
	Dontrelle Inman vs. Duke, 2010	10	239	23.9	1
	Tim Smith vs. Georgia Tech, 2013	10	151	15.1	0
	Taquan Mizzell vs. Syracuse, 2015	10	69	6.9	0
	Olamide Zaccheaus vs. Duke, 2018	10	66	6.6	0
	Olamide Zaccheaus vs. North Carolina, 2018	10	108	10.8	0
	Olamide Zaccheaus vs. Georgia Tech, 2018	10	96	9.6	0
	Hasise Dubois vs. Clemson, 2019	10	130	13.0	1
	Hasise Dubois vs. Florida, 2019	10	83	8.3	2
	Billy Kemp IV vs. Clemson, 2020	10	96	9.6	1
	Billy Kemp IV vs. NC State, 2020	10	82	8.2	1
	Keytaon Thompson vs. Louisville, 2021	10	149	14.9	0
	Dontayvion Wicks vs. Pitt, 2021	10	144	14.4	0

Single Game Receiving Leaders (Yards)

	Player	No.	Yds.	Avg.	TD
1.	Olamide Zaccheaus vs. Ohio, 2018	9	247	27.4	2
2.	Ken Shelton vs. William & Mary, 1974	9	241	26.8	3
3.	Dontrelle Inman vs. Duke, 2010	10	239	23.9	1
4.	Herman Moore vs. Georgia Tech, 1990	9	234	26.0	1
5.	Billy McMullen vs. Duke, 2000	8	189	23.6	2
6.	Dontayvion Wicks vs. North Carolina, 2021	7	183	26.1	1
7.	Herman Moore vs. Virginia Tech, 1990	6	180	30.0	1
8.	Ra'Shaun Henry vs. Louisville, 2021	9	179	19.9	0
9.	Harrison Davis vs. North Carolina, 1973	6	178	29.7	1
10.	Herman Moore vs. Virginia Tech, 1988	7	175	25.0	1
	Billy McMullen vs. Maryland, 2001	11	175	15.9	1
12.	Dontayvion Wicks vs. Georgia Tech, 2021	6	168	28.0	2
13.	Terrence Wilkins vs. North Carolina, 1998	4	167	41.8	0
14.	John Ford vs. Duke, 1987	7	163	23.3	2
	Germane Crowell vs. Florida State, 1997	5	163	32.6	0
13.	Terrence Wilkins vs. North Carolina, 1998	4	167	41.8	0
14.	John Ford vs. Duke, 1987	7	163	23.3	2
	Germane Crowell vs. Florida State, 1997	5	163	32.6	0

Annual Receiving Yards Leaders

Year	Player	No.	Yds.	Avg.	TD
1940	Nick Gianakos	21	296	14.1	4
1941	Bill Preston	22	377	17.1	2
1942	Ed Kreick	10	140	14.0	2
1944	Henry Walker	8	139	17.4	2
1946	Sam Fray	10	161	16.1	0
1947	Ed Bessell	10	226	22.6	2
1948	Floyd Tayloe	8	102	12.8	4
1949	Steve Osisek	11	205	18.6	4
1950	Gene Schroeder	33	552	16.7	7
1951	Bill Chisolm	21	241	11.5	3
1952	Ray Quillen	7	135	19.3	1
1953	Fred Moyer	10	174	17.4	1
1954	Henry Strempek	6	156	26.0	1
1955	Jesse Hagy	17	173	10.2	1
1956	Fred Polzer (led ACC)	24	231	9.6	0
1957	Fred Polzer	25	232	9.3	4
1958	Sonny Randle (led ACC)	47	642	13.7	5
1959	Brerry Jones	20	207	10.4	1
1960	Joe Kehoe	34	378	11.1	2
1961	Carl Kuhn	6	87	14.5	0
1962	Terry Sieg	27	281	10.4	0
1963	Larry Molinari	11	147	13.4	0
1964	John Pincavage	30	331	11.0	1
1965	John Pincavage (led ACC)	44	566	12.9	0
1966	Frank Quayle	28	420	15.0	4
1967	Joe Hoppe	21	318	15.1	3
1968	Frank Quayle	30	426	14.2	2
1969	Bob Bischoff	35	498	14.2	1
1970	Dave Sullivan	37	523	14.1	2
1971	Bill Davis (led ACC)	49	617	12.6	2
1972	Dave Sullivan	51	662	13.0	7
1973	Harrison Davis (led ACC)	44	773	17.6	5
1974	Ken Shelton	32	575	18.0	8
1975	Tom Fadden	48	620	12.9	2
1976	Jim Wicks	29	297	10.2	0
1977	Tom Champlin	11	209	19.0	1
1978	Andre Grier	11	262	23.8	2
1979	Ted Marchibroda	17	242	14.2	2
1980	Cole Egan	23	447	19.4	1
1981	Henry Johnson	27	427	15.8	2
1982	Nick Merrick	19	418	22.0	3
1983	Billy Smith (led ACC)	42	777	18.5	4
1984	John Ford	19	545	28.7	7
1985	Geno Zimmerlink	24	412	17.2	3
1986	Keith Mattioli	44	717	16.3	3
1987	John Ford	48	855	17.8	6
1988	Bruce McGonnigal	26	471	18.1	3
1989	Herman Moore	36	848	23.6	10
1990	Herman Moore (led ACC)	54	1190	22.0	13
1991	Tyrone Davis	19	465	24.5	5
1992	Tyrone Davis	23	548	23.8	7
1993	Patrick Jeffers	32	580	18.1	6
1994	Tyrone Davis	38	691	18.2	10
1995	Demetrius "Pete" Allen	33	652	19.8	3
1996	Germane Crowell	33	687	20.8	3
1997	Germane Crowell	53	969	18.3	9
1998	Terrence Wilkins	45	811	18.0	1
1999	Billy McMullen	28	483	17.2	6
2000	Billy McMullen	30	541	18.0	3
2001	Billy McMullen (led ACC)	83	1060	12.8	12
2002	Billy McMullen	69	894	13.0	3
2003	Heath Miller	70	835	11.9	6
2004	Heath Miller	41	541	13.2	5
2005	Deyon Williams	58	767	13.2	7
2006	Kevin Ogletree	52	582	11.2	4
2007	Tom Santi	36	418	11.6	3
2008	Kevin Ogletree	58	723	12.5	5
2009	Kris Burd	31	413	13.3	1
2010	Dontrelle Inman	51	815	16.0	3
2011	Kris Burd	66	913	13.8	3
2012	Darius Jennings	48	568	11.8	5
2013	Jake McGee	43	395	9.2	2
2014	Canaan Severin	42	578	13.8	5
2015	Canaan Severin	54	759	14.1	8
2016	Doni Dowling	50	626	12.5	4
2017	Olamide Zaccheaus	85	895	10.5	5
2018	Olamide Zaccheaus	93	1058	11.4	9
2019	Hasise Dubois	75	1062	14.2	6
2020	Billy Kemp IV	67	644	9.6	1
2021	Dontayvion Wicks	57	1203	21.1	9
2022	Keytaon Thompson	53	579	10.9	0



Olamide Zaccheaus is UVA's all-time receptions leader and ranks second in career receiving yards.

Annual Receptions Leaders

Year	Player	No.	Yds.	Avg.	TD
1940	Eddie Bryant (led nation)	30	222	7.4	2
1941	Bill Preston	22	377	17.1	2
1942	Ed Kreick	10	140	14.0	2
1944	Ward Spear	9	70	7.8	0
1946	Sam Fray	10	161	16.1	0
1947	Ed Bessell	10	226	22.6	2
1948	Carlton Elliott	9	76	8.4	0
1949	Myron Mausteller	12	177	14.8	2
1950	Gene Schroeder	33	552	16.7	7
1951	Bill Chisolm	21	241	11.5	3
1952	Bobby Pate	9	118	13.1	3
	Bob Tata	9	118	13.1	3
1953	Ray Quillen	12	117	9.8	1
1954	Herb Hartwell	8	104	13.0	0
1955	Jesse Hagy	17	173	10.2	1
1956	Fred Polzer (led ACC)	24	231	9.6	0
1957	Fred Polzer (led ACC)	25	232	9.3	4
1958	Sonny Randle (led ACC)	47	642	13.7	5
1959	Brerry Jones	20	207	10.4	1
1960	Joe Kehoe	34	378	11.1	2
1961	Tony Ulehla	9	85	9.4	1
1962	Terry Sieg	27	281	10.4	0
1963	John Pincavage	15	136	9.1	0
1964	John Pincavage	30	331	11.0	1
1965	John Pincavage (led ACC)	44	566	12.9	0
1966	Ed Carrington	32	411	12.8	5
1967	Frank Quayle	25	299	12.0	0
1968	Frank Quayle	30	426	14.2	2
1969	Bob Bischoff	35	498	14.2	1
1970	Dave Sullivan	37	523	14.1	2
1971	Bill Davis (led ACC)	49	617	12.6	2
1972	Dave Sullivan (led ACC)	51	662	13.0	7
1973	Harrison Davis (led ACC)	44	773	17.6	5
1974	Tom Fadden	34	416	12.2	3
1975	Tom Fadden (led ACC)	48	620	12.9	2
1976	Jim Wicks	29	297	10.2	0
1977	Jim Theiling	16	170	10.6	0
1978	Jim Theiling	16	239	14.9	1
1979	Mike Newhall	20	196	9.8	1
1980	Tommy Vigorito	29	239	8.2	1
1981	Kevin Riccio	32	351	11.0	5
1982	Henry Johnson	21	377	18.0	2
1983	Billy Smith	42	777	18.5	4
1984	Geno Zimmerlink	22	350	15.9	2
	Jon Muha	22	283	12.9	1
1985	Geno Zimmerlink	24	412	17.2	3
	Jon Muha	24	299	12.5	1
1986	Keith Mattioli	44	717	16.3	3
1987	John Ford	48	855	17.8	6
1988	John Ford	29	444	15.3	2
1989	Bruce McGonnigal	42	634	15.1	6
1990	Herman Moore	54	1190	22.0	13
1991	Terry Kirby	37	406	11.0	2
1992	Terry Kirby	28	241	8.6	2
1993	Patrick Jeffers	32	580	18.1	6
1994	Tyrone Davis	38	691	18.2	10
1995	Patrick Jeffers	34	517	15.2	3
1996	Germane Crowell	33	687	20.8	3
1997	Germane Crowell	53	969	18.3	9
1998	Terrence Wilkins	45	811	18.0	1
1999	Billy McMullen	28	483	17.2	6
	Kevin Coffey	28	437	15.6	7
2000	Billy McMullen	30	541	18.0	3
2001	Billy McMullen (led ACC)	83	1060	12.8	12
2002	Billy McMullen	69	894	13.0	3
2003	Heath Miller	70	835	11.9	6
2004	Heath Miller	41	541	13.2	5
2005	Deyon Williams	58	767	13.2	7
2006	Kevin Ogletree	52	582	11.2	4
2007	Mikell Simpson	43	402	9.3	2
2008	Kevin Ogletree	58	723	12.5	5
2009	Kris Burd	31	413	13.3	1
2010	Kris Burd	58	799	13.8	5
2011	Kris Burd	66	913	13.8	3
2012	Perry Jones	49	397	8.1	0
2013	Jake McGee	43	395	9.2	2
2014	Canaan Severin	42	578	13.8	5
2015	Taquan Mizzell	75	721	9.6	4
2016	Taquan Mizzell	52	404	7.8	2
2017	Olamide Zaccheaus	85	895	10.5	5
2018	Olamide Zaccheaus (led ACC)	93	1058	11.4	9
2019	Joe Reed	77	679	8.8	7
2020	Billy Kemp IV	67	644	9.6	1
2021	Keytaon Thompson	78	990	12.7	1
2022	Keytaon Thompson	53	579	10.9	0

100-Yard Receiving Games

Date	Opponent	No.	Yds	Avg.	TD
Germane Crowell (9)					
Nov. 18, 1995	Virginia Tech	5	112	22.4	2
Oct. 26, 1996	Florida State	6	126	21.0	1
Nov. 9, 1996	Clemson	4	110	27.5	0
Sept. 4, 1997	Auburn	6	102	17.0	1
Oct. 11, 1997	Clemson	6	100	16.7	1
Oct. 25, 1997	Florida State	5	163	32.6	0
Nov. 8, 1997	Georgia Tech	6	128	21.3	1
Nov. 15, 1997	NC State	6	108	18.0	1
Nov. 29, 1997	Virginia Tech	9	162	18.0	2
Kris Burd (9)					
Sept. 4, 2010	Richmond	7	122	17.4	1
Sept. 25, 2010	VMI	8	119	14.9	1
Oct. 2, 2010	Florida State	4	118	29.5	1
Oct. 30, 2010	Miami	7	104	14.9	0
Sept. 17, 2011	North Carolina	7	110	15.7	0
Oct. 1, 2011	Idaho	8	123	15.4	0
Nov. 5, 2011	Maryland	9	112	12.4	0
Nov. 26, 2011	Virginia Tech	7	100	14.3	0
Dec. 31, 2011	Auburn	6	103	17.2	2
Herman Moore (8)					
Oct. 29, 1988	Virginia Tech	7	175	25.0	1
Sept. 23, 1989	Duke	5	134	26.8	2
Oct. 7, 1989	Clemson	3	136	45.3	1
Oct. 13, 1989	North Carolina	4	116	29.0	1
Sept. 22, 1990	Duke	5	105	21.0	2
Oct. 13, 1990	NC State	6	162	27.0	2
Nov. 3, 1990	Georgia Tech	9	234	26.0	1
Nov. 24, 1990	Virginia Tech	6	180	30.0	1
Billy McMullen (8)					
Oct. 16, 1999	NC State	4	109	27.3	2
Sept. 16, 2000	Duke	8	189	23.6	2
Oct. 6, 2001	Maryland	11	175	15.9	1
Oct. 13, 2001	North Carolina	11	122	11.1	1
Nov. 3, 2001	Wake Forest	7	107	15.3	1
Nov. 17, 2001	Virginia Tech	7	130	18.6	0
Aug. 31, 2002	Florida State	5	101	20.2	0
Nov. 9, 2002	Penn State	10	122	12.2	0
Olamide Zaccheaus (8)					
Sept. 24, 2016	Central Michigan	8	141	17.6	2
Sept. 16, 2017	UConn	9	122	13.6	2
Oct. 14, 2017	North Carolina	5	100	20.0	1
Sept. 1, 2018	Richmond	6	101	16.8	1
Sept. 15, 2018	Ohio	9	247	27.4	2
Sept. 29, 2018	NC State	9	109	12.1	2
Oct. 27, 2018	North Carolina	10	108	10.8	0
Dec. 29, 2018	South Carolina	12	100	8.3	3
John Ford (7)					
Sept. 15, 1984	VMI	3	133	44.3	2
Sept. 6, 1986	South Carolina	5	104	20.8	1
Sept. 26, 1987	Duke	7	163	23.3	2
Oct. 10, 1987	Clemson	5	109	21.8	0
Oct. 17, 1987	South Carolina	8	121	15.1	0
Nov. 14, 1987	North Carolina	7	116	16.6	0
Nov. 12, 1988	North Carolina	4	100	25.0	1
Terrence Wilkins (6)					
Sept. 4, 1997	Auburn	7	107	15.3	1
Nov. 15, 1997	NC State	8	117	14.6	2
Oct. 17, 1998	Georgia Tech	7	131	18.7	1
Oct. 31, 1998	Wake Forest	7	101	14.4	0
Nov. 14, 1998	North Carolina	4	167	41.8	0
Nov. 28, 1998	Virginia Tech	7	141	20.1	0
Dontayvion Wicks (6)					
Sept. 18, 2021	North Carolina	7	183	12.8	1
Sept. 24, 2021	Wake Forest	8	114	14.3	1
Oct. 16, 2021	Duke	7	125	17.9	1
Oct. 23, 2021	Georgia Tech	6	168	28.0	2
Oct. 30, 2021	BYU	4	125	31.3	1
Nov. 20, 2021	Pitt	10	144	14.4	0
Patrick Jeffers (5)					
Sept. 11, 1993	Navy	4	124	31.0	2
Oct. 30, 1993	NC State	4	127	31.8	1
Nov. 19, 1994	Virginia Tech	6	116	19.3	0
Nov. 25, 1994	NC State	6	153	25.5	1
Sept. 23, 1995	Clemson	4	112	28.0	1
Tyrone Davis (4)					
Sept. 5, 1992	Maryland	6	117	19.5	1
Sept. 10, 1994	Navy	9	119	13.2	3
Oct. 22, 1994	North Carolina	5	124	24.8	2
Nov. 5, 1994	Duke	3	107	35.7	2
Demetrius "Pete" Allen (4)					
Sept. 12, 1992	Navy	3	114	38.0	2
Oct. 14, 1995	Duke	5	160	32.0	2
Oct. 21, 1995	Texas	3	102	34.0	0
Nov. 2, 1995	Florida State	4	109	27.3	1
Terrell Jana (4)					
Nov. 2, 2019	North Carolina	13	146	11.2	0
Nov. 9, 2019	Georgia Tech	9	108	12.0	0
Dec. 30, 2019	Florida	7	126	18.0	1
Oct. 10, 2020	NC State	9	111	12.3	0



Date	Opponent	No.	Yds	Avg.	TD
Keytaon Thompson (4)					
Oct. 9, 2021	Louisville	10	149	14.9	0
Nov. 13, 2021	Notre Dame	8	102	12.8	0
Nov. 20, 2021	Pittsburgh	11	126	11.5	1
Sept. 17, 2022	Old Dominion	9	118	13.1	0
Sonny Randle (3)					
Sept. 20, 1958	Clemson	6	109	18.2	1
Nov. 15, 1958	South Carolina	6	105	17.5	0
Nov. 22, 1958	Maryland	5	106	21.2	0
Ed Carrington (3)					
Nov. 21, 1964	Maryland	5	103	20.6	0
Nov. 20, 1965	Maryland	5	115	23.0	4
Sept. 24, 1966	Clemson	10	113	11.3	0
Frank Quayle (3)					
Sept. 24, 1966	Clemson	7	103	14.7	2
Oct. 15, 1966	VMI	3	127	42.3	1
Oct. 21, 1967	South Carolina	7	101	14.4	0
Dave Sullivan (3)					
Oct. 17, 1970	Army	6	110	18.3	0
Nov. 20, 1971	Maryland	6	102	17.0	0
Oct. 14, 1972	VMI	7	133	19.0	1
Harrison Davis (3)					
Sept. 22, 1973	Missouri	6	124	20.7	1
Oct. 20, 1973	Virginia Tech	8	118	14.8	1
Nov. 3, 1973	North Carolina	6	178	29.7	1
Billy Smith (3)					
Oct. 2, 1982	NC State	7	128	18.3	0
Oct. 8, 1983	Clemson	5	125	25.0	1
Oct. 15, 1983	VMI	5	121	24.2	1
Bruce McGonnigal (3)					
Oct. 22, 1988	Wake Forest	5	115	23.0	0
Sept. 16, 1989	Georgia Tech	6	157	26.2	0
Oct. 21, 1989	Wake Forest	8	137	17.1	2
Heath Miller (3)					
Nov. 22, 2003	Georgia Tech	6	110	18.3	1
Nov. 29, 2003	Virginia Tech	13	145	11.2	0
Oct. 16, 2004	Florida State	9	110	12.2	0
Kevin Ogletree (3)					
Oct. 14, 2006	Maryland	3	133	44.3	2
Sept. 6, 2008	Richmond	8	103	12.9	0
Oct. 4, 2008	Maryland	5	100	20.0	2
Hasise Dubois (3)					
Sept. 28, 2019	Notre Dame	9	143	15.9	1
Nov. 29, 2019	Virginia Tech	4	139	34.8	0
Dec. 7, 2019	Clemson	10	130	13.0	1
Joe Kehoe (2)					
Nov. 12, 1960	Navy	4	123	30.8	1
Nov. 19, 1960	Maryland	11	108	9.8	0
Bob Bischoff (2)					
Nov. 15, 1969	Iulane	7	117	16.7	0
Oct. 31, 1970	North Carolina	6	114	19.0	1
Bill Davis (2)					
Oct. 2, 1971	Vanderbilt	7	135	19.3	1
Nov. 13, 1971	North Carolina	7	159	22.7	0
Ken Shelton (2)					
Sept. 14, 1974	Navy	8	105	13.1	3
Sept. 21, 1974	William & Mary	9	241	26.8	3
Greg Taylor (2)					
Oct. 24, 1981	Wake Forest	6	130	21.7	2
Nov. 11, 1981	North Carolina	6	106	17.7	1
Quentin Walker (2)					
Nov. 13, 1982	North Carolina	4	101	25.3	0
Sept. 3, 1983	Duke	2	145	72.5	2
Nick Merrick (2)					
Oct. 23, 1982	Wake Forest	4	137	34.3	1
Nov. 24, 1984	Maryland	9	117	13.0	0
Keith Mattioli (2)					
Nov. 15, 1986	North Carolina	6	109	18.2	0
Oct. 3, 1987	VMI	8	137	17.1	0
Kevin Coffey (2)					
Nov. 28, 1998	Virginia Tech	5	111	22.2	1
Sept. 4, 1999	North Carolina	4	101	25.3	1
Deyon Williams (2)					
Nov. 12, 2005	Georgia Tech	10	107	10.7	1
Nov. 26, 2005	Miami	6	152	25.3	2
Tim Smith (2)					
Nov. 5, 2011	Maryland	5	101	20.2	0
Nov. 26, 2013	Georgia Tech	10	151	15.1	0
Darius Jennings (2)					
Sept. 29, 2012	Louisiana Tech	6	136	22.7	0
Oct. 26, 2013	Georgia Tech	13	119	9.2	2
Taquan Mizzell (2)					
Sept. 5, 2015	UCLA	8	100	12.5	1

Date	Opponent	No.	Yds	Avg.	TD
Sept. 19, 2015	William & Mary	5	123	24.6	1
Canaan Severin (2)					
Sept. 12, 2015	Notre Dame	11	153	13.9	0
Nov. 14, 2015	Louisville	8	116	14.5	3
Andre Levrono (2)					
Sept. 16, 2017	UConn	4	127	31.8	1
Sept. 22, 2017	Boise State	5	141	28.2	2
Joe Reed (2)					
Nov. 23, 2018	Virginia Tech	4	119	29.8	2
Sept. 28, 2019	Notre Dame	9	107	11.9	1
Billy Kemp IV (2)					
Sept. 18, 2021	North Carolina	8	106	13.3	2
Nov. 27, 2021	Virginia Tech	8	102	12.8	0
Steve Osisek (1)					
Nov. 5, 1949	Pennsylvania	7	100	14.3	1
Gene Schroeder (1)					
Oct. 21, 1950	VMI	7	112	16.0	1
John Pincavage (1)					
Sept. 18, 1965	Duke	6	110	18.3	0
Kenny Poates (1)					
Oct. 2, 1965	North Carolina	5	104	20.8	1
Jeff Anderson (1)					
Nov. 23, 1968	Maryland	5	132	26.4	1
Chuck Belic (1)					
Oct. 21, 1972	Clemson	6	129	21.5	0
Jim Theiling (1)					
Nov. 18, 1978	North Carolina	7	113	16.1	0
Cole Egan (1)					
Sept. 20, 1980	NC State	6	112	18.7	0
Henry Johnson (1)					
Oct. 24, 1981	Wake Forest	6	121	20.2	1
Kevin Riccio (1)					
Nov. 6, 1982	Georgia Tech	7	103	14.7	1
Barry Word (1)					
Oct. 22, 1983	Wake Forest	2	102	51.0	1
Jon Muha (1)					
Sept. 15, 1984	VMI	8	106	13.3	1
Aaron Mundy (1)					
Sept. 7, 1991	Maryland	8	116	14.5	0
Derick Byrd (1)					
Sept. 30, 1995	Wake Forest	5	121	24.2	1
Thomas Jones (1)					
Nov. 13, 1999	Buffalo	2	110	55.0	1
Tavon Mason (1)					
Sept. 29, 2001	Duke	4	100	25.0	1
Alvin Pearman (1)					
Oct. 18, 2003	Florida State	16	134	8.4	1
Ottawa Anderson (1)					
Sept. 3, 2005	Western Mich.	3	109	36.3	0
Tom Santi (1)					
Dec. 30, 2005	Minnesota	5	128	25.6	0
Mikell Simpson (1)					
Oct. 20, 2007	Maryland	13	152	11.7	0
Dontrelle Inman (1)					
Nov. 6, 2010	Duke	10	239	23.9	1
Perry Jones (1)					
Sept. 29, 2012	Louisiana Tech	7	100	14.3	0
Dominique Terrell (1)					
Nov. 10, 2012	Miami (Fla.)	9	127	14.1	0
Jake McGee (1)					
Oct. 12, 2013	Maryland	8	114	14.3	1
Miles Gooch (1)					
Oct. 18, 2014	Duke	6	129	21.5	0
David Eldridge (1)					
Oct. 1, 2016	Duke	2	112	56.0	1
Doni Dowling (1)					
Sept. 16, 2017	UConn	6	136	22.7	1
Lavel Davis Jr. (1)					
Sept. 26, 2020	Duke	4	101	25.3	2
Jelani Woods (1)					
Sept. 11, 2021	Illinois	5	122	24.4	1
Ra'Shaun Henry (1)					
Oct. 9, 2021	Louisville	9	179	19.9	0

SCORING RECORDS

Most Points

Career—332, Connor Hughes, 2002-05
Season—134, Bill Dudley, 1941
 Sr.—134, Bill Dudley, 1941
 Jr.—115, Gene Mayer, 1914 (modern record: 110, Brian Delaney, 2019)
 Soph.—109, Connor Hughes, 2003
 Fr.—60, Kyle Kirkeide, 1993; Wali Lundy, 2002
Game—36, Gene Mayer vs. Richmond, 1915 (modern record: 26, Jim Bakhtiar vs. Virginia Tech, 1957)
 Sr.—36, Gene Mayer vs. Richmond, 1915 (modern record: 26, Jim Bakhtiar vs. Virginia Tech, 1957)
 Jr.—24, Ed Carrington vs. Maryland, 1965; Gene Arnette vs. Buffalo, 1967; Tiki Barber vs. Georgia Tech, 1995
 Soph.—24, Ray Brown vs. Richmond, 1945; Gary Helman vs. William & Mary, 1969; Terry Kirby vs. William & Mary, 1990; Wali Lundy vs. Virginia Tech, 2003
 Fr.—30, Gene Mayer vs. North Carolina, 1912 (modern record: 24, Wali Lundy vs. West Virginia, 2002)

Most Touchdowns

Career—52, Wali Lundy, 2002-05
Season—18, Gene Mayer, 1914; Bill Dudley, 1941
 Sr.—18, Bill Dudley, 1941
 Jr.—18, Gene Mayer, 1914 (modern record: 17, Wali Lundy, 2004)
 Soph.—14, Wali Lundy, 2003
 Fr.—10, Wali Lundy, 2002
Game—5, Gene Mayer vs. North Carolina, 1912; Gene Mayer vs. Richmond, 1915 (modern record: 4 on 12 occasions)
 Sr.—5, Gene Mayer vs. Richmond, 1915 (modern record: 4, Bill Dudley vs. Hampden-Sydney, 1941; Jim Bakhtiar vs. Virginia Tech, 1957; Wali Lundy vs. Temple, 2005; Keith Payne vs. Richmond, 2010)
 Jr.—4, Ed Carrington vs. Maryland, 1965; Gene Arnette vs. Buffalo, 1967; Tiki Barber vs. Georgia Tech, 1995
 Soph.—4, Ray Brown vs. Richmond, 1945; Gary Helman vs. William & Mary, 1969; Terry Kirby vs. William & Mary, 1990; Wali Lundy vs. Virginia Tech, 2003
 Fr.—5, Gene Mayer vs. North Carolina, 1912 (modern record: 4, Wali Lundy vs. West Virginia, 2002)

Most PATs

Career—134, Connor Hughes, 2002-05
Season—50, Brian Delaney, 2019
 Sr.—49, Jake McInerney, 1990
 Jr.—50, Brian Delaney, 2019
 Soph.—40, Connor Hughes, 2003
 Fr.—36, Kyle Kirkeide, 1993
Game—12, Bob Mudd vs. Johns Hopkins, 1894 (modern record: 9, Wayne Morrison vs. James Madison, 1979)

Most Run-Pass TDs

Career—83, Shawn Moore, 1987-90
Season—40, Brennan Armstrong, 2021
Game—7, Waverly Whitaker vs. Randolph-Macon, 1890 (modern record: 6, Shawn Moore vs. Navy, 1990; Dan Ellis vs. Buffalo, 1999, Brennan Armstrong vs. Georgia Tech & BYU 2021)

Most FGs Made

Career—66, Connor Hughes, 2002-05
Season—23, Connor Hughes, 2003
 Sr.—21, Rafael Garcia, 1996; Connor Hughes, 2005
 Jr.—22, Ian Frye, 2014
 Soph.—23, Connor Hughes, 2003
 Fr.—9, Wayne Morrison, 1979
Game—5, Rafael Garcia vs. Virginia Tech, 1994 (att. 5); Connor Hughes vs. Georgia Tech, 2003 (att. 5); Chris Gould vs. North Carolina, 2007 (att. 5)

Most FGs Attempted

Career—79, Connor Hughes, 2002-05
Season—27, Rafael Garcia, 1995, 1996; Ian Frye, 2014
 Sr.—27, Rafael Garcia, 1996
 Jr.—27, Rafael Garcia, 1995; Ian Frye, 2014
 Soph.—25, Connor Hughes, 2003
 Fr.—16, Joe Jenkins, 1973; Wayne Morrison, 1979
Game—6, Todd Braverman vs. North Carolina, 1998 (made 3)

Most Points Kicking

Career—332, Connor Hughes, 2002-05
Season—110, Brian Delaney, 2019
 Sr.—99, Connor Hughes, 2005
 Jr.—110, Brian Delaney, 2019
 Soph.—109, Connor Hughes, 2003
 Fr.—61, A.J. Mejia, 2017
Game—18, Rafael Garcia vs. Virginia Tech, 1994
 Sr.—16, Kenny Stadlin vs. VMI, 1985; Chris Gould vs. North Carolina, 2007; Robert Randolph vs. William & Mary, 2011
 Jr.—17, Jake McInerney vs. Wake Forest, 1989
 Soph.—18, Rafael Garcia vs. Virginia Tech, 1994
 Fr.—12, Wayne Morrison vs. Duke, 1979; Connor Hughes vs. Maryland, 2002; Connor Hughes vs. West Virginia, 2002
 A.J. Mejia vs. Georgia Tech, 2017
Will Bettridge vs. Miami, 2022

Longest Field Goals

56 Kenny Stadlin vs. Virginia Tech, 1984
 56 Rafael Garcia vs. Texas, 1995
 53 Connor Hughes vs. Wake Forest, 2003
 53 Ian Frye vs. BYU, 2013
 52 Connor Hughes vs. NC State, 2003
 52 Chris Hinkebein vs. Maryland, 2010
 51 Mark Inderlied vs. South Carolina, 1987
 51 Jake McInerney vs. Georgia Tech, 1990
 51 Chris Gould vs. North Carolina, 2007
 50 Wayne Morrison vs. Navy, 1979
 50 Rafael Garcia vs. Virginia Tech, 1994
 50 Todd Braverman vs. No. Carolina, 1999
 50 Connor Hughes vs. Georgia Tech, 2003
 50 Connor Hughes vs. Clemson, 2004
 50 Connor Hughes vs. Florida State, 2005

Consecutive Scoring Kicks

Consecutive Field Goals—17, Brian Delaney, 2019-20
 Consecutive PATs—88, Jake McInerney, 1989-90

Career Scoring Leaders

Player	Years	Games	TD	X-Pt	2-Pt	FG	Pts.
1. Connor Hughes	2002-05	42	0	134-138	0	66-79	332
2. Wali Lundy	2002-05	49	52	0	0	0	312
3. Gene Mayer	1912-15	31	46	17	0	0	293
4. Rafael Garcia	1993-96	39	0	98-103	0	58-76	272
5. Thomas Jones	1996-99	44	40	0	0	0	240
6. Brian Delaney	2017-20	50	0	110-113	0	42-53	236
7. Robert Randolph	2008-11	42	1	81-81	0-1	46-60	225
8. Ian Frye	2012-15	40	0	83-85	0	45-58	218
9. Frank Quayle	1966-68	30	35	0	0-1	0	210
Tiki Barber	1993-96	41	35	0	0	0	210
11. Kenny Stadlin	1983-85	35	0	93-95	0	37-48	204
12. Kevin Parks	2011-14	48	33	0	0	0	198
13. Wayne Morrison	1979-82	44	0	79-83	0	38-66	193
14. Terry Kirby	1989-92	39	32	0	0	0	192
15. Bill Dudley	1939-41	27	25	35-50	0	1	188

Season Scoring Leaders

Player	Year	TD	X-Pt	2-Pt	FG	Pts.
1. Bill Dudley	1941	18	23-28	0	1-1	134
2. Gene Mayer	1914	18	7	0	0	115
3. Brian Delaney	2019	0	50-52	0	20-24	110
4. Connor Hughes	2003	0	40-40	0	23-25	109
5. Thomas Jones	1999	17	0	0	0	102
Wali Lundy	2004	17	0	0	0	102
7. Ian Frye	2014	0	34-35	0	22-27	100
8. Connor Hughes	2005	0	36-36	0	21-24	99
9. Tiki Barber	1995	16	0	0	0	96
Rafael Garcia	1996	0	33-33	0	21-27	96
Keith Payne	2010	16	0	0	0	96
12. Gene Mayer	1915	14	10	0	0	94
Jake McInerney	1990	0	49-50	0	15-17	94
14. Connor Hughes	2004	0	42-45	0	17-24	93
15. Rafael Garcia	1995	0	31-36	0	20-27	91



Annual Scoring Leaders

Year	Player	TD	X Pt	FG	Pts.
1940	Bill Dudley	5	3-8	0	33
1941	Bill Dudley (led nation)	18	23-28	1-1	134
1942	Herb Munhall	5	0	0	30
1943	Charlie Sackett	3	0	0	18
1944	John Duda	8	3-7	0	51
1945	Ray Brown	11	0	0	66
1946	Ray Brown	7	0	0	42
	John Duda	4	18-25	0	42
1947	George Grimes	5	26-35	0	56
1948	Floyd Tayloe	6	0	0	36
	Barney Gill	6	0	0	36
1949	John Papit	9	0	0	54
1950	John Papit	8	0	0	48
1951	Jim Bakhtiar	3	27-34	0	45
1952	Mel Roach	2	37-43	0	49
1953	Henry Strempek	3	0	0	18
1954	Herb Hartwell	4	0	0	24
1955	Jim Bakhtiar	4	12-14	0	36
1956	Jim Bakhtiar	3	9-12	1	30
1957	Jim Bakhtiar	6	7-14	0	43
1958	Sonny Randle	5	0	0	30
1959	Tom Gravins	5	4-6&	0	35
1960	Tony Ulehla	4	1-1**	0	26
1961	Bob Rowley	0	12-13	3	21
1962	Gary Cuzzo	6	0	0	36
1963	Bob Dunphey	4	2-2†	0	28
1964	Bob Davis	10	1-3†	0	62
1965	Ed Carrington	6	0	0	36
1964	Bob Davis	6	0	0	36
1966	Frank Quayle (led ACC)	11	0-1†	0	66
1967	Frank Quayle	10	0	0	60
1968	Frank Quayle (led ACC)	14	0-1†	0	84
1969	Gary Helman	7	1-1	0	43
1970	Gary Helman	9	0	0	54
1971	Billy Maxwell	0	12-13	8-17	36
1972	Billy Maxwell	0	23-23	8-11	47
1973	Scott Gardner	5	1-5†	0	32
1974	Ken Shelton	9	0	0	54
1975	David Sloan	9	0	0	54
1976	Joe Jenkins	0	10-11	6-11	28
1977	Russ Henderson	0	4-4	5-7	19
1978	Dan Hottowe	4	3-3	0	27
1979	Greg Taylor	11	0	0	66
1980	Wayne Morrison	0	15-15	11-16	48
1981	Wayne Morrison	0	12-13	7-14	33

Year	Player	TD	X Pt	FG	Pts.
1982	Wayne Morrison	0	23-24	11-19	56
1983	Kenny Stadlin	0	28-29	12-16	64
1984	Kenny Stadlin	0	37-37	9-13	64
1985	Kenny Stadlin	0	28-29	16-19	76
1986	Jeff Gaffney	0	17-17	12-16	53
1987	Mark Inderlied	0	30-30#	13-19	70
1988	Mark Inderlied	0	27-27	14-20	69
1989	Jake McInerney	0	40-40	16-20	88
1990	Jake McInerney (led ACC)	0	49-50	15-17	94
1991	Michael Husted	0	39-39	11-17	72
1992	Michael Husted	0	35-40	13-16	74
1993	Kyle Kirkeide	0	36-37	8-12	60
1994	Rafael Garcia (led ACC)	0	34-34	17-22	85
1995	Tiki Barber	16	0	0	96
1996	Rafael Garcia	0	33-33	21-27	96
1997	Germane Crowell	9	1†	0	56
	John Allen Roberts	0	32-32	8-14	56
1998	Thomas Jones	15	0	0	90
1999	Thomas Jones	17	0	0	102
2000	David Greene	0	27-28	11-15	60
2001	Billy McMullen	12	0	0	72
2002	Wali Lundy	10	0	0	60
2003	Connor Hughes	0	40-40	23-25	109
2004	Wali Lundy (led ACC)	17	0	0	102
2005	Connor Hughes	0	36-36	21-24	99
2006	Chris Gould	0	18-18	11-19	51
2007	Chris Gould	0	35-37	16-20	83
2008	Cedric Peerman	7	0	0	42
2009	Robert Randolph	0	6-6	17-19	57
2010	Keith Payne	16	0	0	96
2011	Robert Randolph	0	32-32	16-23	80
2012	Drew Jarrett	0	27-27	8-12	51
2013	Kevin Parks	12	0	0	72
2014	Ian Frye	0	34-35	22-27	100
2015	Ian Frye	0	34-35	17-22	85
2016	Albert Reid	7	1†	0	44
2017	A.J. Mejia	0	37-37	8-12	61
2018	Brian Delaney	0	25-25	12-16	61
2019	Brian Delaney	0	50-52	20-24	110
2020	Brian Delaney	0	35-36	10-13	65
2021	Brendan Farrell	0	34-34	11-13	67
2022	Brennan Armstrong	6	0-0	0-0	36

† 2-pt. conversions
 *** includes 1 of 1 2-pt. conversions
 & includes 1 of 3 2-pt. conversions



Kicker Connor Hughes is Virginia's career scoring leader with 332 points.



Joe Reed is the UVA career record holder for kickoff return yardage with 3,042 yards. He is one of 10 FBS players all-time to reach 3,000 career kick return yards and he is the only FBS player in college football history to have at least 2,700+ career kick return yards and a career return average of 28+ yards.

KICKOFF RETURNS

Most Kickoffs Returned

Career—106, Joe Reed, 2016-19
Season—42, Khalek Shepherd, 2012
Game—9, Olamide Zaccheaus vs. Boise State, 2015

Kickoff Return Yardage

Career—3042, Joe Reed, 2016-19
Season—929, Khalek Shepherd, 2012
Game—231, Olamide Zaccheaus vs. Boise State, 2015

Kickoff Returns For a Touchdown

Career—5, Joe Reed, 2016-19
Season—2, Joe Reed, 2017 & 2019
Game—1, 19 times, last by Joe Reed vs. Duke (95), 2019

Longest Kickoff Returns

- 100 Tavon Mason, Georgia Tech, 2001
 - 100 Marquis Weeks, North Carolina, 2002
 - 100 Marquis Weeks, North Carolina, 2004
 - 100 Joe Reed, William & Mary, 2019
 - 99 Henry Massie, North Carolina, 1963
 - 98 Joe Reed, Navy, 2017
 - 96 Jerrod Washington, Georgia Tech, 1992
 - 95 Jim Ashwell, Washington & Lee, 1951
 - 95 Joe Reed, Duke, 2019
 - 93+ Alvin Pearman, North Carolina, 2004
 - 92 Joe Reed, Georgia Tech, 2017
 - 91+ Malcolm Pittman, Maryland, 1983
 - 90 John Pincavage, South Carolina, 1965
 - 90 Frank Quayle, South Carolina, 1967
 - 90 Jerrod Washington, Virginia Tech, 1991
 - 90 Joe Reed, Liberty, 2018
 - 87 Bill Dudley, Tennessee, 1940
 - 87 Raynard Horne, VMI, 2010
 - 86+ Darius Jennings, Richmond, 2014
 - 85+ Sean McCall, Maryland, 1978
 - 82 Henry Strempek, Richmond, 1952
 - 82 Joe Rowe, Central Michigan, 1996
 - 80+ Bill Dudley, VMI, 1939
 - 78+ Tom Krebs, South Carolina, 1963
 - 76+ Tyree Foreman, Maryland, 1999
 - 74+ Sonny Randle, Virginia Tech, 1958
 - 73+ Shane Simpson, Boston College, 2020
 - 72+ Khalek Shepherd, Georgia Tech, 2012
 - 70 Terence Fells-Danzer, Eastern Michigan, 2010
 - 68+ Frank Quayle, Tulane, 1966
 - 68+ Marquis Weeks, Pittsburgh, 2003
 - 68+ Michael Johnson, Duke, 2005
 - 67+ Andrew Pearman, Wyoming, 2007
 - 65+ Larry Holmes, Georgia Tech, 1993
 - 64+ Mike Bennett, Virginia Tech, 1973
- +Non-scoring play

Annual Kickoff Return Leaders

Year	Player	No.	Yds.	Avg.	TD
1940	Bill Dudley	14	356	25.4	1
1941	Eddie Bryant	6	99	16.5	0
1942	Eddie Bryant	3	76	25.3	0
1944	Dick Davis	2	46	23.0	0
1946	Ray Brown	5	115	23.0	0
1947	Bruce Bailey	8	143	17.9	0
1948	Joe McCary	8	169	21.1	0
1949	John Papit	17	397	23.4	0
1950	Gerry Furst	7	114	16.3	0
1951	Jim Ashwell	3	125	41.7	1
1952	Eddie Knowles	4	106	26.5	0
1953	Henry Strempek	10	240	24.0	1
1954	Henry Strempek	6	114	19.0	0
1955	Jim Bakhtiar	8	151	18.9	0

Year	Player	No.	Yds.	Avg.	TD
1956	Jim Bakhtiar	6	113	18.8	0
1957	Carl Moser	10	248	24.8	0
1958	Sonny Randle (led nation)	21	506	24.1	0
1959	Tom Gravins (led ACC)	17	346	20.4	0
1960	Ted Rzempoluch	11	221	20.1	0
1961	Bobby Freeman	9	162	18.0	0
1962	Bobby Freeman	7	155	22.1	0
1963	Henry Massie	5	184	36.8	1
1964	Roger Davis (led ACC)	21	461	22.0	0
1965	John Pincavage	14	344	24.6	1
1966	Frank Quayle	18	439	24.4	0
1967	Frank Quayle	17	422	24.8	1
1968	Frank Quayle	12	230	19.2	0
1969	Chuck Mooser	18	368	20.4	0
1970	Jim Lacey	16	360	22.5	0
1971	Gerard Mullins	17	405	23.8	0
1972	Kent Merritt	10	227	22.7	0
1973	Gerard Mullins	12	276	23.0	0
1974	Joe Sroba	18	440	24.4	0
1975	Joe Sroba	31	647	20.9	0
1976	Joe Sroba	25	558	22.3	0
1977	Tom Vigorito	23	504	21.9	0
1978	Sean McCall (led ACC)	19	511	26.9	0
1979	Sean McCall	17	350	20.6	0
1980	Dave Hall	14	285	20.4	0
1981	Greg Taylor	6	164	27.3	0
1982	Malcolm Pittman	30	617	20.6	0
1983	Malcolm Pittman	20	486	24.3	0
1984	Barry Word	18	351	19.5	0
1985	Malcolm Pittman	20	440	22.0	0
1986	Chris Warren	34	768	22.6	0
1987	Darrell Wynn	12	215	17.9	0
1988	Tim Finkelston	14	324	23.1	0
1989	Terry Kirby	13	257	19.8	0
1990	Larry Holmes	16	328	20.5	0
1991	Jerrod Washington	13	339	26.1	1
1992	Jerrod Washington	23	464	20.2	1
1993	Jerrod Washington	14	253	18.1	0
1994	Demetrius "Pete" Allen	11	207	18.8	0
1995	Demetrius "Pete" Allen	29	608	21.0	0
1996	Terrence Wilkins	14	290	20.7	0
1997	Terrence Wilkins	21	441	21.0	0
1998	Antwoine Womack	12	236	19.7	0
1999	Tavon Mason	9	176	19.6	0
2000	Tavon Mason	16	346	21.6	0
2001	Tavon Mason	19	482	25.4	1
2002	Wali Lundy	17	409	24.1	0
2003	Tony Franklin	13	336	25.8	0
2004	Marquis Weeks	11	354	32.2	1
2005	Cedric Peerman	21	542	25.8	0
2006	Cedric Peerman	19	519	27.3	0
2007	Andrew Pearman	29	608	21.0	0
2008	Chase Minnifield	21	490	23.3	0
2009	Chase Minnifield	22	513	23.3	0
2010	Raynard Horne	23	573	24.9	1
2011	Darius Jennings	30	599	20.0	0
2012	Khalek Shepherd	42	929	22.1	0
2013	Darius Jennings	24	522	21.8	0
2014	Darius Jennings	25	677	27.1	0
2015	Olamide Zaccheaus	28	541	19.3	0
2016	Joe Reed	27	678	25.1	0
2017	Joe Reed (led ACC)	29	861	29.7	2
2018	Joe Reed	26	707	27.2	1
2019	Joe Reed (led nation)	24	796	33.2	2
2020	Tavares Kelly Jr.	11	247	22.5	0
2021	Mike Hollins	6	85	14.2	0
2022	Demick Starling	14	306	21.9	0



PUNT RETURNS

Punts Returned

Career—100, Pat Chester, 1978-82

Season—35, Jimmy Lesane, 1951

Game—9, Eddie Bryant vs. Hampden-Sydney, 1942

Punt Return Yardage

Career—808, Pat Chester, 1978-82

Season—481, Bill Dudley, 1941

Game—140, Jimmy Lesane vs. Virginia Tech, 1951

Longest Punt Returns

- 95 Harry Martin to Bus Male to Harry Martin, Maryland, 1935
- 89 Bill Dudley, Lafayette, 1941
- 79 Terry Sieg, Virginia Tech, 1962
- +79 Jason Wallace, Clemson, 1990
- 76 Chris Warren, Navy, 1986
- +75 Gene Schroeder, Pennsylvania, 1950
- +75 Steve Sroba, Maryland, 1972
- 74 Tiki Barber, Navy, 1994
- 74 Tiki Barber, NC State, 1996
- 74 Maurice Canady, William & Mary, 2015
- 72 Eddie Knowles, Virginia Tech, 1952
- 70 Bobby Freeman, Wake Forest, 1961
- 70 Gerard Mullins, Vanderbilt, 1971
- 70 Pat Chester, Duke, 1980
- 70 Alvin Pearman, Temple, 2004

+ Non-scoring play

Annual Punt Return Leaders

Year	Player	No.	Yds.	Avg.	TD
1940	Eddie Bryant	28	421	15.0	2
1941	Bill Dudley	28	481	17.2	1
1942	Eddie Bryant	13	112	8.6	0
1944	Charlie Ellis	12	137	11.4	0
1946	Billy Pennel	5	68	13.6	0
1947	Billy Pennel	10	164	16.4	1
1948	Barney Gill	14	215	15.4	0
1949	Steve Osisek	12	173	14.4	0
1950	Gene Schroeder	14	205	14.6	0
1951	Jimmy Lesane	35	387	11.1	0
1952	Eddie Knowles	32	365	11.4	3
1953	Eddie Knowles	4	114	28.5	1
1954	Eddie Knowles	9	72	8.0	0
1955	Nick Lawyer	4	70	17.5	1
1956	Ralph Kneeland	4	67	16.8	0
1957	Sonny Randle	5	46	9.2	0
1958	Sonny Randle	5	47	9.4	0
1959	Fred Trainor	5	42	8.4	0
1960	Carl Kuhn	4	74	18.5	0
1961	Bobby Freeman	4	81	20.3	1
1962	Terry Sieg	6	157	26.2	1
1963	Gene Angle	4	54	13.5	0
1964	Roger Davis	10	89	8.9	0

Year	Player	No.	Yds.	Avg.	TD
1965	John Pincavage	12	135	11.3	0
1966	George Stetter	18	182	10.1	0
1967	Paul Klingensmith	12	125	10.4	0
1968	Chuck Mooser	9	127	14.1	1
1969	Chuck Mooser	8	85	10.6	0
1970	Dave Sullivan	17	125	7.4	0
1971	Gerard Mullins	31	298	9.6	1
1972	Gerard Mullins	16	183	11.4	0
1973	Gerard Mullins	17	107	6.3	0
1974	Tom Fadden	19	109	5.7	0
1975	Joe Sroba	8	59	7.4	0
1976	Derrick Glasper	11	61	5.5	0
1977	Mickey Spady	16	64	4.0	0
1978	Pat Chester	31	190	6.1	0
1979	Pat Chester (led ACC)	25	248	9.9	2
1980	Pat Chester (led ACC)	19	192	10.1	1
1981	Bob Sweeney	13	41	3.2	0
1982	Pat Chester	19	128	6.7	0
1983	Bart Farinholt	15	105	7.0	0
1984	Ray Daly	20	161	8.1	0
1985	Chris Warren	26	168	6.5	0
1986	Chris Warren	17	136	8.0	1
1987	Tim Finkelston	25	182	7.3	0
1988	Tim Finkelston	25	177	7.1	0
1989	Tim Finkelston	22	159	7.2	0
1990	Jason Wallace	32	403	12.6	1
1991	Larry Holmes	26	219	8.4	0
1992	Jerrold Washington	20	87	4.4	0
1993	Larry Holmes	13	104	8.0	0
1994	Tiki Barber	17	181	10.6	1
1995	Tiki Barber	32	272	8.5	0
1996	Tiki Barber (led ACC)	19	241	12.7	1
1997	Terrence Wilkins	17	94	5.5	0
1998	Terrence Wilkins	17	165	9.7	0
1999	Arlen Harris	16	198	12.4	0
2000	James Johnson	20	115	5.8	0
2001	Alvin Pearman	27	247	9.1	0
2002	Marques Hagans	29	262	9.0	1
2003	Marques Hagans	28	269	9.6	0
2004	Alvin Pearman	28	314	11.2	1
2005	Emmanuel Byers	8	81	10.1	0
2006	Mike Brown	14	134	9.6	0
2007	Vic Hall	23	230	10.0	0
2008	Vic Hall	16	102	6.4	0
2009	Chase Minnifield	20	88	4.4	0
2010	Chase Minnifield	13	84	6.5	0
2011	Dominique Terrell	14	61	4.4	0
2012	Khalek Shepherd	23	89	3.3	0
2013	Dominique Terrell	18	142	7.9	0
2014	Khalek Shepherd	26	115	4.4	0
2015	Maurice Canady	5	126	25.2	1
2016	Daniel Hamm	22	216	9.8	0
2017	Daniel Hamm	22	98	4.5	0
2018	Tavares Kelly Jr.	13	143	11.0	0
2019	Billy Kemp IV	23	137	6.0	0
2020	Billy Kemp IV	14	71	5.1	0
2021	Billy Kemp IV	15	93	6.2	0
2022	Billy Kemp IV	8	35	4.4	0



Pat Chester has the most career punt returns in UVA history. He led the ACC in 1979 and 1980.

ALL-PURPOSE YARDS

All-Purpose Yards

Career—4981, Frank Quayle, 1966-68

Season—2054, Thomas Jones, 1999

Sr.—2054, Thomas Jones, 1999

Jr.—1906, Tiki Barber, 1995

Soph.—1616, Frank Quayle, 1966

Fr.—1670, Wali Lundy, 2002

Game—331, Thomas Jones vs. Buffalo, 1999

Sr.—331, Thomas Jones vs. Buffalo, 1999

Jr.—311, Tiki Barber vs. Florida State, 1995

Soph.—271, Mikell Simpson vs. Maryland, 2007

Fr.—239, Wali Lundy vs. West Virginia, 2002

Career All-Purpose Yards Leaders

Player	Years	Rush	Rec.	PR	KOR	Tot.
1. Frank Quayle	1966-68	2695	1145	50	1091	4981
2. Alvin Pearman	2001-04	2394	1396	600	579	4969
3. Tiki Barber	1993-96	3389	602	694	184	4869
4. Thomas Jones	1996-99	3998	571	82	47	4698
5. Joe Reed	2016-19	172	1465	0	3042	4679
6. Terry Kirby	1989-92	3348	1022	0	267	4637
7. Wali Lundy	2002-05	3193	895	0	409	4497
8. Taquan Mizzell	2013-16	2075	1560	0	683	4318
9. Olamide Zaccheaus	2015-18	551	2753	34	685	4024
10. Kevin Parks	2011-14	3219	779	0	0	3998
11. John Papit	1947-50	3238	85	7	651	3981
12. Tommy Vigorito	1977-80	2913	415	7	587	3922
13. Perry Jones	2009-12	2033	1165	92	432	3722
14. Darius Jennings	2011-14	183	1667	30	1839	3719
15. Bill Dudley	1939-41	1631	208	793	605	+3396

+ includes interception returns for 159 yards

Season All-Purpose Yards Leaders

Player	Year	G	Rush	Rec.	PR	KOR	Tot.	Avg.
1. Thomas Jones	1999	11	1798	239	17	0	2054	186.7
2. Alvin Pearman	2004	12	1037	402	314	195	1938	161.5
3. Tiki Barber	1995	12	1397	216	272	21	1906	158.8
4. Frank Quayle	1968	10	1213	426	0	230	1869	186.9
5. Tiki Barber	1996	11	1360	258	241	0	1859	169.0
6. Bill Dudley	1941	9	968	60	481	89+	1674	186.0
7. Wali Lundy	2002	14	826	435	0	409	1670	119.3
8. Frank Quayle	1966	10	727	420	30	439	1616	161.6
9. John Papit	1949	10	1214	0	0	397	1611	161.1
10. Marcus Wilson	1989	12	1098	161	0	284	1543	128.6
11. Thomas Jones	1998	11	1303	179	13	27	1522	138.4
12. Joe Reed	2019	14	42	679	0	796	1517	116.7
13. Frank Quayle	1967	10	755	299	20	422	1496	149.6
14. Taquan Mizzell	2015	12	671	721	0	96	1488	124.0
15. Perry Jones	2011	13	915	506	47	0	1468	112.9

+ includes interception returns for 76 yards

Single-Game All-Purpose Yards Leaders

Player	Rush	Rec.	PR	KOR	Tot.
1. Thomas Jones vs. Buffalo, 1999	221	110	0	0	331
2. Bill Dudley vs. North Carolina, 1941	215	0	59	51	325
3. Tiki Barber vs. Florida State, 1995	193	45	73	0	311
4. John Papit vs. George Washington, 1949	203	0	0	81	284
5. Frank Quayle vs. Maryland, 1968	216	45	0	11	272
6. Mikell Simpson* vs. Maryland, 2006	119	152	0	0	271
7. Alvin Pearman vs. Duke, 2004	223	44	0	0	267
8. Bill Dudley vs. Lehigh, 1941	167	20	78	0	265
9. Frank Quayle vs. Davidson, 1968	153	85	0	21	259
10. Tiki Barber vs. Duke, 1995	185	27	43	0	255
11. Frank Quayle vs. Tulane, 1968	121	49	0	84	254
12. Frank Quayle vs. Maryland, 1966	221	31	0	0	252
13. Frank Quayle vs. South Carolina, 1967	39	101	0	111	251
14. John Papit vs. VMI, 1949	157	0	0	93	250
Alvin Pearman vs. Virginia Tech, 2004	147	32	16	55	25



Halfback Frank Quayle piled up a school-record 4,981 career all-purpose yards from 1966-68. He led the nation with 1,616 all-purpose yards as a sophomore in 1966.



Tailback Thomas Jones set an ACC record with 2,054 all-purpose yards in 1999. He also broke Bill Dudley's 58-year-old school record for most all-purpose yards in a game that season with 331 yards against Buffalo in his final home game.

Annual All-Purpose Yards Leaders

Year	Player	Rush	Rec.	Int.	PR	KOR	Tot.	Year	Player	Rush	Rec.	Int.	PR	KOR	Tot.
1940	Bill Dudley	469	60	83	210	356	1178	1983	Howard Petty	835	116	0	0	0	951
1941	Bill Dudley (led nation)	968	60	76	481	89	1674	1984	Barry Word	603	75	0	0	351	1029
1942	Eddie Bryant	48	40	40	112	76	391	1985	Barry Word (led ACC)	1224	76	0	0	76	1376
1944	John Duda	716	19	26	0	28	799	1986	Chris Warren	380	162	0	136	768	1446
1946	Ray Brown	387	14	43	60	115	619	1987	Marcus Wilson	692	134	0	0	212	1038
1947	Bruce Bailey	398	40	0	165	143	746	1988	Tim Finkelston	0	346	0	177	324	847
1948	John Papit	885	8	0	0	146	1039	1989	Marcus Wilson	1098	161	0	0	284	1543
1949	John Papit (led nation)	1214	0	0	0	397	1611	1990	Terry Kirby	1020	324	0	0	9	1353
1950	John Papit	949	62	0	7	108	1126	1991	Terry Kirby	887	406	0	0	0	1293
1951	Bobby Pate	440	64	0	0	145	649	1992	Terry Kirby (led ACC)	1130	241	0	0	1	1372
1952	Gerry Furst	699	0	0	0	77	776	1993	Jerrold Washington	871	72	0	54	253	1250
1953	Henry Strempek	315	51	18	35	240	659	1994	Tiki Barber	591	126	0	181	118	1016
1954	Herb Hartwell	390	104	0	0	110	604	1995	Tiki Barber (led ACC)	1397	216	0	272	21	1906
1955	Jim Bakhtiar	733	55	0	0	151	939	1996	Tiki Barber (led ACC)	1360	258	0	241	0	1859
1956	Jim Bakhtiar	879	15	0	0	113	1007	1997	Terrence Wilkins	-2	506	0	94	441	1039
1957	Jim Bakhtiar	822	13	0	0	55	890	1998	Thomas Jones	1303	179	0	13	27	1522
1958	Sonny Randle (led ACC)	13	642	32	47	506	1240	1999	Thomas Jones (led ACC)	1798	239	0	17	0	2054
1959	Tom Gravins	359	195	0	9	346	909	2000	Antwoine Womack	1028	81	0	0	97	1206
1960	Fred Shepherd	529	68	0	1	85	683	2001	Alvin Pearman	371	283	0	247	266	1167
1961	Bobby Freeman	187	70	0	81	162	500	2002	Wali Lundy	826	435	0	0	409	1670
1962	Terry Sieg	216	281	20	157	131	805	2003	Alvin Pearman	643	518	0	38	128	1327
1963	John Pincavage	256	136	93	37	126	648	2004	Alvin Pearman (led ACC)	1037	402	0	314	185	1938
1964	John Pincavage	177	331	0	64	293	865	2005	Cedric Peerman	237	14	0	0	542	793
1965	John Pincavage (led ACC)	119	566	0	135	344	1164	2006	Jason Snelling	772	282	0	0	0	1054
1966	F. Quayle (led ACC, nation)	727	420	0	30	439	1616	2007	Mikell Simpson	570	402	0	0	57	1029
1967	Frank Quayle (led ACC)	755	299	0	20	422	1496	2008	Cedric Peerman	774	193	0	0	108	1075
1968	Frank Quayle (led ACC)	1213	426	0	0	230	1869	2009	Rashawn Jackson	461	222	0	0	13	696
1969	Gary Helman	851	86	0	0	48	985	2010	Perry Jones	646	224	0	45	191	1106
1970	Jim Lacey	609	13	0	0	360	982	2011	Perry Jones	915	506	0	47	0	1468
1971	Kent Merritt	828	73	0	0	351	1252	2012	Khalek Shepherd	122	129	0	89	929	1269
1972	Kent Merritt	575	28	0	0	227	830	2013	Kevin Parks	1031	329	0	0	0	1360
1973	Harrison Davis	5	773	0	0	81	859	2014	Darius Jennings	115	521	0	0	677	1313
1974	Joe Sroba	632	56	0	14	440	1142	2015	Taquan Mizzell	671	721	0	0	96	1488
1975	David Sloan	848	179	0	56	19	1102	2016	Taquan Mizzell	940	404	0	0	33	1376
1976	Joe Sroba	1	169	0	0	558	728	2017	Olamide Zaccheaus	182	895	0	0	145	1222
1977	Tommy Vigorito	326	65	0	21	504	916	2018	Joe Reed	15	465	0	0	707	1187
1978	Tommy Vigorito	800	53	0	-14	83	922	2019	Joe Reed	42	679	0	0	796	1517
1979	Greg Taylor	933	182	0	0	0	1115	2020	Billy Kemp IV	22	644	0	71	76	813
1980	Tommy Vigorito	742	239	0	0	0	981	2021	Keytaon Thompson	247	990	0	0	0	1237
1981	Greg Taylor	102	418	0	44	164	728	2022	Keytaon Thompson	25	579	0	0	0	604
1982	Antonio Rice	764	67	0	0	0	831								

PUNTING RECORDS

Punts

Career—276, Russ Henderson, 1975-78
Season—85, Russ Henderson, 1977; Alec Vozenilek, 2013
Game—14, Billy Maxwell vs. South Carolina, 1972

Yardage

Career—11,951, Russ Henderson, 1975-78
Season—3,615, Russ Henderson, 1977
Game—537, Alec Vozenilek vs. BYU, 2013

Average (min. 5 punts)

Career—44.5, Nicholas Conte, 2015-16
Season—45.9, Russ Henderson, 1976; **Daniel Sparks (2022)**
Game—52.3, Lester Coleman vs. Boston College, 2017

Longest Punts (60 yards or more)

80 Sam Maphis, 1923, Virginia Tech
 79 Ray Quillen, 1954, Lehigh
 78 Will Brice, 1994, Georgia Tech
 78 Nash Griffin, 2019, Louisville
 77 Alec Vozenilek, 2013, Pitt
 74 Russ Henderson, 1977, Syracuse
 73 Braxton Hill, 1965, West Virginia
 72 Kevin Ferguson, 1984, Georgia Tech
 72 Ed Garno, 1991, VMI
 71 Hal Trentham, 1970, Duke
 70 Hunter Richards, 1968, Navy
 70 Will Brice, 1994, North Carolina
 70 Mike Abrams, 2000, Brigham Young
 70 Nash Griffin, 2019, Florida
 69 Joel Dempsey, 1986, Wake Forest
 68 Whitey Michels, 1948, Virginia Tech
 68 Russ Henderson, 1975, Vanderbilt
 68 Jeff Walker, 1981, Maryland
 68 Donnie Scott, 1998, N.C. State
 67 Will Brice, 1996, N.C. State
 67 Mike Abrams, 2001, Florida State
 67 Nicholas Conte, 2015, Louisville
 67 Nicholas Conte, 2016, Virginia Tech
 66 Russ Henderson, 1976, Lehigh
 66 Jeff Walker, 1982, N.C. State
 66 Joel Dempsey, 1988, Virginia Tech
 66 Donnie Scott, 1998, Maryland
 65 Whitey Michels, 1948, Wash. & Lee
 64 Whitey Michels, 1949, Virginia Tech
 64 Harold Hoak, 1951, The Citadel
 64 Ford Mays, 1979, Clemson
 64 Fred Carter, 1987, North Carolina
 64 Will Brice, 1995, Texas
 64 Donnie Scott, 1999, BYU
 63 Russ Henderson, 1975, Maryland
 63 Jeff Walker, 1981, N.C. State

63 Donnie Scott, 1998, Duke
 63 Lester Coleman, 2017, W&M
 63 Lester Coleman, 2017, Georgia Tech
63 Daniel Sparks, 2022, Pitt
 62 Russ Henderson, 1978, Virginia Tech
 62 Joel Dempsey, 1988, Clemson
 62 Will Brice, 1993, Duke
 62 Will Brice, 1995, Wake Forest
 62 Will Brice, 1996, Georgia Tech
 62 Alec Vozenilek, 2014, BYU
 62 Lester Coleman, 2017, Duke
 62 Lester Coleman, 2017, North Carolina
 61 Russ Henderson, 1977, VMI
 61 Russ Henderson, 1978, Navy (2)
 61 Jeff Walker, 1985, Georgia Tech
 61 Will Brice, 1994, Duke
 61 Donnie Scott, 1998, Clemson
 61 Donnie Scott, 1998, Florida State
 61 Donnie Scott, 1999, N.C. State
 61 Mike Abrams, 2000, Florida State
 61 Ryan Weigand, 2007, Wyoming
 61 Lester Coleman, 2018, Indiana
61 Daniel Sparks, 2022, Pitt
 60 Jim Gillette, 1939, Hampden-Sydney
 60 Whitey Michels, 1949, Pennsylvania
 60 Henry Massie, 1963, North Carolina
 60 Hunter Richards, 1968, Navy
 60 Russ Henderson, 1975, Virginia Tech
 60 Russ Henderson, 1976, Washington
 60 Russ Henderson, 1976, VMI
 60 Russ Henderson, 1978, North Carolina
 60 Ford Mays, 1980, Virginia Tech
 60 Will Brice, 1994, North Carolina
 60 Will Brice, 1996, Florida State
 60 Lester Coleman, 2017, Boise State
 60 Lester Coleman, 2017, Boston College
60 Daniel Sparks, 2022, Pitt

Annual Punting Leaders

Year	Player	No.	Yds	Avg.	Blkd
1940	Bill Dudley	73	2540	34.8	0
1941	Bill Dudley	61	2185	35.8	2
1942	Tabb Gillette	54	1965	36.4	3
1944	Lucien Burnett	43	1452	33.8	4
1946	George Grimes	23	735	32.0	3
1947	George Grimes	50	2039	40.8	0
1948	Whitey Michels	41	1541	37.6	0
1949	Whitey Michels	42	1656	39.4	0
1950	Harold Hoak	45	1808	40.2	0
1951	Harold Hoak	43	1569	36.5	0
1952	Harold Hoak	57	2228	39.1	0
1953	Ray Quillen	24	865	36.0	0
1954	Henry Strempek	38	1388	36.5	1
1955	Wilson Tinsley	31	1140	36.8	0
1956	Alvin Cash	27	980	36.3	0
1957	Nelson Yarbrough	18	642	35.7	0
1958	Alvin Cash	15	520	34.7	0
1959	Joe Board	37	1346	36.4	0
1960	Wayne Ballard	19	599	31.5	0
1961	Tom Griggs	62	2075	33.5	0
1962	Tom Griggs	52	1892	36.4	1
1963	Tom Shuman	60	2210	36.8	1
1964	Tom Shuman	43	1491	34.7	1
1965	Braxton Hill	47	1763	37.5	0
1966	Paul Reeve	30	1055	35.2	0
1967	Braxton Hill	48	1766	36.8	0
1968	Hunter Richards	55	2019	36.7	2
1969	Hal Trentham	60	2174	36.2	0
1970	Hal Trentham	69	2671	38.7	1
1971	Billy Maxwell	71	2617	36.9	0
1972	Billy Maxwell	72	2526	35.1	0
1973	Billy Maxwell	50	1888	37.8	0
1974	Joe Jenkins	59	2157	36.6	0
1975	Russ Henderson	50	2108	42.2	0
1976	Russ Henderson	69	3168	45.9	0
1977	Russ Henderson (led ACC)	85	3615	42.5	0
1978	Russ Henderson (led ACC)	72	3060	42.5	0
1979	Ford Mays	64	2380	37.2	0
1980	Ford Mays	55	2187	39.8	0
1981	Jeff Walker	76	2920	38.4	0
1982	Jeff Walker	74	3020	40.8	0
1983	Jeff Walker	61	2404	39.4	0
1984	Kevin Ferguson	62	2443	39.4	0
1985	Jeff Walker	62	2467	39.8	0
1986	Joel Dempsey	60	2281	38.0	0
1987	Fred Carter	28	1070	38.2	0
1988	Joel Dempsey	46	1699	36.9	0
1989	Myron Martin	25	936	37.4	0
1990	Ed Garno	39	1662	42.6	0
1991	Ed Garno (led ACC)	47	1975	42.0	0
1992	Patrick Harkleroad	37	1395	37.7	0
1993	Will Brice	48	2025	42.2	0
1994	Will Brice	55	2230	40.5	0
1995	Will Brice	73	3007	41.2	0
1996	Will Brice	52	2323	44.7	0
1997	Frank Rotella	60	2398	40.0	1
1998	Donnie Scott	58	2473	42.6	0
1999	Donnie Scott	55	2233	40.6	0
2000	Mike Abrams	65	2768	42.6	0
2001	Mike Abrams	62	2616	42.2	0
2002	Tom Hagan	62	2273	36.7	0
2003	Tom Hagan	63	2193	34.8	0
2004	Sean Johnson	32	1131	35.3	0
2005	Chris Gould	53	2122	40.0	0
2006	Chris Gould	56	2148	38.4	0
2007	Ryan Weigand (led ACC)	52	2352	45.2	0
2008	Jimmy Howell	64	2494	39.0	0
2009	Jimmy Howell	66	2647	40.1	0
2010	Jimmy Howell	49	2066	42.2	0
2011	Jimmy Howell	62	2442	39.4	3
2012	Alec Vozenilek	66	2677	40.6	0
2013	Alec Vozenilek	85	3500	41.2	0
2014	Alec Vozenilek	58	2463	42.5	2
2015	Nicholas Conte	52	2322	44.7	1
2016	Nicholas Conte (led ACC)	74	3279	44.3	0
2017	Lester Coleman	75	3278	43.7	0
2018	Lester Coleman	51	2130	41.8	0
2019	Nash Griffin	57	2390	41.9	0
2020	Nash Griffin	42	1780	42.4	1
2021	Jacob Finn	41	1812	44.2	0
2022	Daniel Sparks	46	2113	45.9	2



Ryan Weigand was the ACC's leading punter in 2007.



INTERCEPTIONS

Most Interceptions

Career—17, Keith McMeans, 1987-90

Season—9, Keith McMeans, 1987

Game—3, Eddie Bryant vs. Maryland, 1940; Reece Whitley vs. North Carolina, 1957; Pete Schmidt vs. Davidson, 1968; Mike Pettine vs. NC State, 1986; Keith McMeans vs. NC State, 1987; Anthony Poindexter vs. NC State, 1996; Rodney McLeod vs. Maryland, 2011

Most Int. Returned for TDs

Career—4, Randy Neal, 1991-94

Season—2, Randy Neal, 1992 and 1994

Game—2, Randy Neal vs. Virginia Tech, 1992

Interception Return Yardage

Career—296, Pat Chester, 1978-82

Season—141, Juan Thornhill, 2018

Game—97, Pat Chester vs. James Madison, 1979

Consecutive Games With An Interception

5, Anthony Harris, Oct. 19-Nov. 23, 2013


Longest Interception Returns

- 95 Ted Rzempoluch, Maryland, 1961
- 95 Antwan Harris, North Carolina, 1996
- 85 Nick Grant, William & Mary, 2019
- 85 Noah Taylor, Louisville, 2020
- 84 D'Sean Perry, Abilene Christian, 2020
- 79+ Bill Sinclair, Tulane, 1950
- 77 Randy Neal, Georgia Tech, 1994
- 70+ John Duda, Richmond, 1946
- 69+ Greg McClellan, Duke, 1991
- 69 Maurice Canady, Kent State, 2014
- 66+ Fentrell Cypress, North Carolina, 2021
- 65+ Chase Minnifield, Richmond, 2010
- 64+ John Pincavage, William & Mary, 1963
- 64 Bob McGrail, Army, 1971
- 63+ Tony Blount, North Carolina, 1976
- 62 Bob Rannigan, Navy, 1968
- 62+ Pat Chester, James Madison, 1979
- 62+ Juan Thornhill, Miami, 2018
- 62+ Tim Harris, Virginia Tech, 2018
- 60 Lawrence Bauman, Richmond, 1947
- 60 Vic Hall, Richmond, 2008

+ Non-scoring play

Career Interception Leaders

	Player	Years	Int.	Yds.	Avg.	TD
1.	Keith McMeans	1987-90	17	88	5.2	0
2.	Pat Chester	1978-82	16	296	18.5	0
3.	Ronde Barber	1994-96	15	112	7.5	0
	Marcus Hamilton	2002-06	15	127	8.5	0
5.	Kevin Cook	1986-89	14	80	5.7	1
6.	Chase Minnifield	2008-11	13	164	12.6	1
	Juan Thornhill	2015-18	13	177	13.6	0
8.	Bryan Shumock	1977-80	12	209	17.4	1
	Joe Crocker	1992-95	12	76	6.3	1
	Anthony Poindexter	1995-98	12	141	11.8	0
11.	Pete Schmidt	1967-69	11	50	4.5	0
	Andy Minton	1968-70	11	140	12.7	1
	Derrick Gasper	1975-78	11	119	10.8	0
	Jason Wallace	1987-90	11	72	6.5	1
	Keith Lyle	1990-93	11	142	12.9	0
	Shernard Newby	1999-02	11	40	3.6	0
	Anthony Harris	2011-14	11	85	7.7	0
18.	Bill Dudley	1939-41	10	159	15.9	1
	Bill King	1950-52	10	114	11.4	1
	George Stetter	1964-66	10	161	16.1	0
	Steve Sroba	1971-73	10	56	5.6	0
	Percy Ellsworth	1992-95	10	32	3.2	0
	Paul London	1992-95	10	20	2.0	0
	Quin Blanding	2014-17	10	108	10.8	1



Keith McMeans finished his Cavalier career in 1990 with a school-record 17 interceptions. He led the nation in 1987 with nine.



Marcus Hamilton led the Cavaliers in interceptions three times in his career and he topped the ACC with six in 2005.

Annual Interception Leaders

Year	Player	Int.	Yds.	Avg.	TD
1940	Bill Dudley	6	83	13.8	1
1941	John Neff	5	54	10.8	0
	Bill Suhling	5	45	9.0	0
1942	Ed Kreich	4	70	17.5	0
	Tabb Gillette	4	40	10.0	0
1944	Lucien Burnett	4	57	14.3	0
1946	Ray Brown	2	43	21.5	0
1947	Whitey Michels	3	0	0.0	0
1948	Steve Osisek	3	45	15.0	0
	Whitey Michels	3	3	1.0	0
1949	Steve Osisek	3	60	20.0	0
	Gene Schroeder	3	24	8.0	0
1950	Tom Berry	2	36	18.0	0
	Jimmy Lesane	2	17	8.5	0
	Norman Scott	2	5	2.5	0
1951	Jimmy Lesane	4	71	17.8	1
1952	Bill King	6	83	13.8	0
1953	John Polzer	2	29	14.5	0
	Henry Strempek	2	18	9.0	0
1954	Rives Bailey	4	56	14.0	0
1955	Rives Bailey	2	7	3.5	0
	Herb Hartwell	2	3	1.5	0
1956	Alan Reynolds	2	38	19.0	0
	Jim Keyser	2	22	11.0	0
1957	Reece Whitley (led ACC)	5	81	16.2	0
1958	Sonny Randle	2	32	16.0	0
1959	Eight players tied with one				
1960	Carl Kuhn	4	39	9.8	0
1961	Stan Fischer	4	44	11.0	0
1962	Gary Cuzzo	4	36	9.0	0
	Bobby Freeman	4	18	4.5	0
1963	Tom Krebs (led ACC)	4	20	5.0	0
1964	Jim Donley	2	26	13.0	0
1965	George Stetter	4	99	24.8	0
1966	George Stetter	5	40	8.0	0
1967	Pete Schmidt	3	30	10.0	0
1968	Pete Schmidt	6	5	0.8	0
1969	Andy Minton	4	13	3.3	0
1970	Andy Minton	3	82	27.3	1
	Russ Bauda	3	24	8.0	0
1971	Steve Sroba	3	0	0.0	0
1972	Doug Jones	3	32	10.6	0
	Steve Sroba	3	31	10.3	0
1973	Steve Sroba	4	25	6.3	0
1974	Eric Dahlgren	4	28	7.0	0
1975	Butch Powers	3	15	5.0	0
1976	Tony Blount	3	96	32.0	0
1977	Derrick Glasper (led ACC)	5	104	20.8	0
1978	Bryan Shumock	4	41	10.3	0
1979	Pat Chester	5	103	20.6	0
1980	Bryan Shumock (led ACC)	5	56	11.2	0
1981	Keith Lee	3	26	8.7	0
1982	Pat Chester	6	125	20.8	0
1983	Bart Farinholt	4	55	13.8	0

Year	Player	Int.	Yds.	Avg.	TD
1984	Ray Daly (led ACC)	6	55	9.2	0
1985	Scott Lageman	2	20	10.0	0
	Kevin Gould	2	5	2.5	0
1986	Mike Pettine	5	36	7.2	0
1987	Keith McMeans (led nation, ACC)	9	35	3.9	0
1988	Keith McMeans (led ACC)	5	49	9.8	0
1989	Jason Wallace	5	44	8.8	0
1990	Keith McMeans	3	4	1.3	0
	Jason Wallace	3	8	2.7	0
1991	Keith Lyle	2	68	34.0	0
	Carl Smith	2	19	9.5	0
1992	Keith Lyle	4	31	7.8	0
1993	Keith Lyle	5	43	8.6	0
1994	Ronde Barber (led ACC)	8	56	7.0	0
1995	Percy Ellsworth	6	21	3.5	0
	Paul London	6	20	3.3	0
1996	Stephen Phelan	4	21	5.3	0
	Anthony Poindexter	4	58	14.5	0
1997	Anthony Poindexter	4	55	13.8	0
1998	Adrian Burnim	4	36	9.0	0
1999	Jerton Evans	4	1	0.2	0
2000	Ahmad Hawkins	4	31	7.8	0
2001	Shernard Newby	5	39	7.8	0
2002	Shernard Newby	3	1	0.3	0
2003	Almondo Curry (led ACC)	6	133	22.2	1
2004	Marcus Hamilton	4	-2	-0.5	0
2005	Marcus Hamilton (led ACC)	6	28	4.7	0
2006	Marcus Hamilton	5	101	20.2	0
2007	Jeffrey Fitzgerald	2	25	12.5	1
	Ras-I Dowling	2	17	8.5	0
	Jon Copper	2	7	3.5	0
2008	Ras-I Dowling	3	0	0.0	0
2009	Chris Cook	4	66	16.5	1
2010	Chase Minnickfield	6	80	13.3	0
2011	Rodney McLeod	4	15	3.8	0
2012	Maurice Canady	2	39	19.5	0
2013	Anthony Harris (led nation, ACC)	8	42	5.3	0
2014	Quin Blanding	3	6	2.0	0
	Maurice Canady	3	69	23.0	1
2015	Darius Latimore	2	8	4.0	0
2016	Juan Thornhill	3	32	10.7	0
2017	Quin Blanding	4	72	18.0	1
	Brenton Nelson	4	31	7.8	0
	Juan Thornhill	4	4	1.0	0
2018	Juan Thornhill	6	141	23.5	0
2019	Joey Blount	3	66	22.0	0
2020	De'Vante Cross	2	0	0.0	0
	Nick Grant	2	0	0.0	0
	D'Angelo Amos	2	6	3.0	0
	Brenton Nelson	2	0	0.0	0
2021	Anthony Johnson	3	0	0.0	0
	Joey Blount	3	60	20.0	0
2022	Anthony Johnson	2	0	0	0



DEFENSIVE RECORDS

Most Tackles

Career—495, Quin Blanding, 2014-17

Season—155, Angelo Crowell, 2002

Game—24, Stuart Anderson vs. NC State, 1979

Most Solo Tackles

Career—295, Jamie Sharper, 1993-96

Season—98, Randy Neal, 1993

Game—16, Phil Thomas vs. North Carolina, 1987; Randy Neal vs. Clemson, 1993

Most Assisted Tackles

Career—235, Quin Blanding, 2014-17

Season—94, Keith Lee, 1981

Game—14, Anthony Poindexter vs. Virginia Tech, 1996

Fumbles Recovered

Career—7, Anthony Poindexter, 1995-98

Season—4, Jamie Sharper, 1996

Game—2, Bryan Shumock vs. Richmond, 1979; Scott Matheson vs. VMI, 1985; Phil Thomas vs. Georgia Tech, 1988; Mike Frederick vs. NC State, 1993; Anthony Poindexter vs. Georgia Tech, 1997; Anthony Poindexter vs. Duke, 1998; Jermaine Hardy vs. South Carolina, 2002; Eli Hanback vs. Ohio, 2018

Fumbles Caused

Career—11, Stuart Anderson, 1978-81

Season—5, Stuart Anderson, 1979; Tony Blount, 1979; Merrill Robertson, 2002; Vic Hall, 2008

Game—2, Tom Kilgannon vs. Navy, 1984; Rayotis Perkins vs. So. Carolina, 1986; Ron Carey vs. Georgia Tech, 1988; Tyrone Lewis vs. North Carolina, 1988; Patrick Kerney vs. Clemson, 1997; Wale Elegbe vs. Georgia Tech, 1997; Ljubomir Stamenich vs. NC State, 1999; Merrill Robertson vs. Penn State, 2002

Career Tackle Leaders

	Name, Position	Years	Tackles	Solos	Assists
1.	Quin Blanding, S	2014-17	495	260	235
2.	Jamie Sharper, LB	1993-96	435	295	140
3.	Charles McDaniel, LB	1982-85	432	216	216
4.	Angelo Crowell, LB	1999-02	420	256	164
5.	Micah Kiser, LB	2014-17	411	188	223
6.	Byron Thweatt, LB	1997-00	387	246	141
7.	James Fariior, LB	1993-96	381	252	129
8.	Steve Greer, LB	2009-12	376	155	221
9.	Russ Swan, LB	1982-85	373	181	192
10.	Randy Neal, LB	1991-94	367	248	119
11.	Stuart Anderson, DL/LB	1978-81	354	130	224
	Nick Jackson, LB	2018-22	354	161	193
13.	Wali Rainer, LB	1995-98	347	201	146
14.	Anthony Poindexter, S	1995-98	342	167	175
15.	P.J. Killian, LB	1990-93	316	219	97

Season Tackle Leaders

	Name, Position	Year	Tackles	Solos	Assists
1.	Angelo Crowell, LB	2002	155	92	63
2.	Micah Kiser, LB	2017	145	50	95
3.	Angelo Crowell, LB	2001	144	87	57
4.	Randy Neal, LB	1993	139	98	41
5.	Quin Blanding, S	2017	137	62	75
6.	Wali Rainer, LB	1998	134	82	52
	Micah Kiser, LB	2016	134	65	69
8.	Charles McDaniel, LB	1983	130	73	57
9.	Yubrenal Isabelle, LB	2000	128	66	62
10.	Keith Lee, LB	1981	127	33	94
11.	Russ Swan, LB	1985	125	58	67
	Byron Thweatt, LB	2000	125	80	45
13.	Jamie Sharper, LB	1996	123	77	46
	Quin Blanding, S	2014	123	60	63
15.	James Fariior, LB	1995	122	72	50
	Merrill Robertson, LB	2002	122	74	48
	Steve Greer, LB	2012	122	74	48



Angelo Crowell owns the best mark in the Cavalier record book for tackles in a season.



Chris Slade has the most career sacks and tackles for loss in Virginia history.

Annual Tackle Leaders

Year	Name, Position	Solos	Assists	Tackles
1978	Ken Newsome, LB	12	68	80
1979	Stuart Anderson, DL	26	55	81
1980	Stuart Anderson, DL	36	62	98
1981	Keith Lee, LB	33	94	127
1982	Charles McDaniel, LB	57	52	109
1983	Charles McDaniel, LB	73	57	130
1984	Charles McDaniel, LB	47	54	101
1985	Russ Swan, LB	58	67	125
1986	Sean Scott, DE	40	48	88
1987	Jeff Lageman, LB	63	26	89
1988	Jeff Lageman, LB	74	43	117
1989	Phil Thomas, LB	80	24	104
1990	P.J. Killian, LB	53	34	87
1991	Chris Slade, DE	30	69	99
1992	P.J. Killian, LB	67	32	99
1993	Randy Neal, LB (led ACC)	98	41	139
1994	Jamie Sharper, LB	83	35	118
1995	James Farrior, LB	72	50	122
1996	Jamie Sharper, LB	77	46	123
1997	Wali Rainer, LB	66	52	118
1998	Wali Rainer, LB	82	52	134
1999	Shannon Taylor, LB	57	24	81
2000	Yubrenal Isabelle, LB	66	62	128
2001	Angelo Crowell, LB	87	57	144
2002	Angelo Crowell, LB	92	63	155
2003	Ahmad Brooks, LB	68	49	117
2004	Ahmad Brooks, LB	39	51	90
2005	Kai Parham, LB	57	46	103
2006	Jon Copper, LB	39	42	81
2007	Jon Copper, LB	56	53	109
2008	Jon Copper, LB	57	44	101
2009	Steve Greer, LB	49	43	92
2010	La'Roy Reynolds, LB	24	42	66
2011	Steve Greer, LB	43	60	103
2012	Steve Greer, LB	45	77	122
2013	Henry Coley, LB	43	48	91
2014	Quin Blanding, S	60	63	123
2015	Micah Kiser, LB (led ACC)	64	53	117
2016	Micah Kiser, LB (led ACC)	65	69	134
2017	Micah Kiser, LB (led ACC)	50	95	145
2018	Juan Thornhill	62	36	98
2019	Zane Zandier	49	59	108
2020	Nick Jackson	55	50	105
2021	Nick Jackson	54	63	117
2022	Nick Jackson	41	63	104

Career Quarterback Sacks

	Name, Position	Years	Sacks
1.	Chris Slade, DE	1989-92	40
2.	Clint Sintim, LB	2005-07	29
3.	Darryl Blackstock, LB	2002-04	27
4.	Mike Frederick, DE	1991-94	26
5.	Patrick Kerney, DE	1995-98	24
6.	Stuart Anderson, DL/LB	1978-81	23
	Duane Ashman, DE	1993-96	23
8.	Sean Scott, DE	1984-87	21
	Chris Long, DE	2004-07	21
10.	Micah Kiser, LB	2014-17	19
11.	Ron Mattes, DT	1981-84	18
12.	Eli Harold, DE	2012-14	17.5
13.	Chris Peace, OLB	2015-18	17
14.	Wali Rainer, LB	1995-98	16
15.	Tom Kilgannon, DT	1981-84	15
	Jon Harris, DE	1993-96	15
	Charles Snowden, OLB	2017-20	15

Season Quarterback Sacks

	Name, Position	Year	Sacks
1.	Chris Slade, DE (led ACC)	1992	15
	Patrick Kerney, DE (led ACC)	1998	15
3.	Chris Slade, DE	1991	14
	Chris Long, DE (led ACC)	2007	14
5.	Clint Sintim, LB	2008	13
6.	Mike Frederick, DE	1993	11
	Darryl Blackstock, LB	2004	11
8.	Darryl Blackstock, LB	2002	10
9.	Ron Mattes, DT	1984	9
	Matt Quigley, DT/NG	1991	9
	Wali Rainer, LB	1997	9
	Kai Parham, LB	2005	9
	Clint Sintim, LB	2007	9
	Max Valles, LB	2014	9
15.	Eli Harold, DE	2013	8.5

Career Tackles for Loss

	Name, Position	Year	TFL
1.	Chris Slade, DE	1989-92	56
2.	Mike Frederick, DE	1991-94	50
3.	Clint Sintim, LB	2005-08	43
4.	Stuart Anderson, DL/LB	1978-81	42
5.	Darryl Blackstock, LB	2002-04	41.5
6.	Jamie Sharper, LB	1993-96	41
7.	Chris Long, DE	2004-07	38
8.	Sean Scott, DE	1984-87	37
	Duane Ashman, DE	1993-96	37
10.	Eli Harold, DE	2012-14	36.5
11.	Kai Parham, LB	2003-05	32.5
	Cam Johnson, DE/LB	2008-11	32.5
	Micah Kiser, LB	2014-17	32.5
14.	Patrick Kerney, DE	1995-98	32
	Wali Rainer, LB	1995-98	32

Season Tackles for Loss

	Name, Position	Year	TFL
1.	Chris Slade, DE	1991	21
	Mike Frederick, DE (led ACC)	1993	21
	Patrick Kerney, DE	1998	21
4.	Chris Slade, DE	1992	20
5.	Chris Long, DE (led ACC)	2007	19
6.	Jamie Sharper, LB	1996	17
7.	Matt Quigley, DT	1991	15
	Mike Frederick, DE	1994	15
	Wali Rainer, LB	1997	15
	Shannon Taylor, LB	1999	15
	Eli Harold, DE	2013	15
12.	Darryl Blackstock, LB	2003	14.5
	Kai Parham, LB	2005	14.5
	Cam Johnson, DE	2010	14.5
	Eli Harold, DE	2014	14.5



TEAM RECORDS

First Downs—Total

Most Game—36 vs. Davidson, 1968;
vs. William & Mary, 1990

Most Season—318, 2021

Fewest Game—3, vs. Pittsburgh, 1953

Fewest Season—81, 1953

First Downs—Rushing

Most Game—25 vs. Davidson, 1968

Most Season—151, 2004

Fewest Game—0 vs. Navy, 1942;

vs. Maryland, 1980

Fewest Season—53, 1953

First Downs—Passing

Most Game—24 vs. North Carolina, 2021

Most Season—213, 2021

Fewest Game—0, many times

Fewest Season—11, 1944

Rushing—Attempts

Most Game—72 vs. VMI, 1961

Most Season—593, 1985

Fewest Game—7 vs. North Carolina, 1943

Fewest Season—274, 1942

Rushing—Yards

Most Game—514 vs. Hampden-Sydney, 1946

Most Season—2914, 2004

Fewest Game—(-17) vs. Maryland, 1980

Fewest Season—576, 1942

Passing—Attempts

Most Game—66 vs. Indiana, 2017

Most Season—553, 2021

Fewest Game—0, many times

Fewest Season—77, 1944

Passing—Completions

Most Game—43 vs. Georgia Tech, 2013

Most Season—350, 2021

Fewest Game—0, many times

Fewest Season—30, 1944

Passing—Interceptions

Most Game—6 vs. Pennsylvania, 1946; vs.

Richmond, 1946; vs. Maryland, 1958

Most Season—34, 1972

Fewest Game—0, many times

Fewest Season—2, 1991

Passing—Yards

Most Game—553 vs North Carolina, 2021

Most Season—4711, 2021

Fewest Game—(-1) vs. Michigan, 1971

Fewest Season—398, 1944

Passing—Touchdowns

Most Game—6 vs. Ohio, 1993; Buffalo, 1999

Most Season—32, 2002

Fewest Game—0, many times

Fewest Season—2, 1956, 1963, 1969

Total Offense—Plays

Most Game—102 vs. BYU, 2014

Most Season—995, 2013

Fewest Game—31 vs. Clemson, 1955

Fewest Season—371, 1942

Total Offense—Yards

Most Game—691 vs. Davidson, 1968

Most Season—6189, 2021

Fewest Game—41 vs. Clemson, 1963

Fewest Season—1540, 1953

Interceptions By—Number

Most Game—5, 11 times

(most recent: vs. Duke, 2020)

Most Season—27, 1994

Fewest Game—0, many times

Fewest Season—4, 2012, 2015

All-Time Attendance Highs

Top-10 Home Crowds

Date	Attendance	Opponent	Result
Aug. 30, 2008	64,947	Southern California	USC won, 52-7
Nov. 13, 2004	63,701	Miami	Miami won, 31-21
Nov. 19, 2005	63,344	Virginia Tech	Va. Tech won, 52-14
Oct. 15, 2005	63,106	Florida State	UVA won, 26-21
Nov. 6, 2004	63,072	Maryland	UVA won, 16-0
Oct. 18, 2003	62,875	Florida State	FSU won, 19-14
Sept. 11, 2004	62,790	North Carolina	UVA won, 56-24
Oct. 7, 2004	61,833	Clemson	UVA won, 30-10
Aug. 30, 2003	61,737	Duke	UVA won, 27-0
Nov. 24, 2007	61,711	Virginia Tech	Va. Tech won, 33-21

Top-10 Away Crowds

Date	Attendance	Opponent	Result
Nov. 9, 2002	108,698	Penn State	Penn State won, 35-14
Aug. 26, 1995	101,444	Michigan	Michigan won, 18-17
Nov. 1, 1980	94,333	Tennessee	UVA won, 16-13
Sept. 9, 1989	85,956	Penn State	UVA won, 14-6
Oct. 16, 2004	84,155	Florida State	Florida State won, 36-3
Oct. 12, 1991	83,000	Clemson	Tie, 20-20
Nov. 4, 2006	82,804	Florida State	Florida State won, 33-0
Nov. 8, 2014	82,325	Florida State	Florida State won, 34-20
Oct. 7, 1989	82,000	Clemson	Clemson won, 34-20
Sept. 18, 1971	81,391	Michigan	Michigan won, 56-0

Interceptions By—Yards

Most Game—128 vs. Maryland, 1961

Most Season—423, 1979

Fewest Game—0, many times

Fewest Season—28, 1955

Punting—Number

Most Game—15 vs. South Carolina, 1972

Most Season—85, 1942, 1977, 2013

Fewest Game—0, several times

Fewest Season—40, 1960, 1990

Punting—Average

Highest Game (min. 5)—52.3 vs. Boston College, 2017

Highest Season—45.9, 1976

Lowest Game—0, several times

Lowest Season—30.6, 1955

Punt Returns—Number

Most Game—11 vs. VMI, 1942; vs. Richmond, 1944

Most Season—59, 1941

Fewest Game—0, many times

Fewest Season—12, 1959

Punt Returns—Yards

Most Game—195 vs. Lehigh, 1940

Most Season—859, 1941

Fewest Game—0, many times

Fewest Season—72, 1959

Kickoff Returns—Number

Most Game—10 vs. Maryland, 1975

Most Season—61, 1959

Fewest Game—0, many times

Fewest Season—11, 1941

Kickoff Returns—Yards

Most Game—231 vs. Boise State, 2015

Most Season—1138, 2011

Fewest Game—0, many times

Fewest Season—191, 1941

Scoring—Points

Most Game—136 vs. Randolph Macon, 1890

(modern record: 71 vs. Hampden-Sydney, 1946)

Most Season—449, 2019

Fewest Game—0, many times

Fewest Season—39, 1935

Scoring—Touchdowns

Most Game—31* vs. Randolph Macon, 1890
(modern record: 11 vs. Hampden-Sydney, 1946)

Most Season—56, 1990

Fewest Game—0, many times

Fewest Season—6, 1935, 1977

*in 1890 TDs counted 4 points

Scoring—PAT (kick)

Most Game—12 vs. Johns Hopkins, 1894

(modern record: 9 vs. James Madison, 1979)

Most Season—51, 1990; 2019

Fewest Game—0, many times

Fewest Season—3, 1935, 1953, 1959

Scoring—Field Goals

Most Game—5 vs. Virginia Tech, 1994; Georgia

Tech, 2003; North Carolina, 2007

Most Season—23, 2003

Fewest Game—0, many times

Fewest Season—0, many times

Scoring—Field Goals Attempted

Most Game—6 vs. North Carolina, 1998

Most Season—29, 1996

Fewest Game—0, many times

Fewest Season—0, many times

Fumbles—Number

Most Game—11 vs. VMI, 1950

Most Season—41, 1947

Fewest Game—0, many times

Fewest Season—13, 1985, 2004, 2015

Fumbles—Lost

Most Game—7 vs. West Virginia, 1949

Most Season—23, 1946

Fewest Game—0, many times

Fewest Season—5, 2004, 2005

Giveaways

Most Game—9 vs. Richmond, 1946 (6 int., 3 fum.);
vs. South Carolina, 1952 (3 int., 6 fum.)

Most Season—47, 1972 (34 int., 13 fum.)

Fewest Game—0, many times

Fewest Season—10, 2004 (5 int., 5 fum.)

Takeaways

- Most Game—9 vs. Virginia Tech, 1952 (3 int., 6 fum.); vs. Virginia Tech, 1957 (5 int., 4 fum.)
- Most Season—42, 1979 (18 int., 24 fum.)
- Fewest Game—0, many times
- Fewest Season—12, 2012 (4 int., 8 fum.)

Penalties—Number

- Most Game—17 vs. Davidson, 1968
- Most Season—98, 2010
- Fewest Game—0 vs. West Virginia, 1973; vs. Navy, 1974; vs. Georgia Tech, 1984; vs. Clemson, 1991; Maryland, 2004; vs. Richmond, 2016
- Fewest Season—26, 1940

Penalties—Yards

- Most Game—231 vs. Davidson, 1968
- Most Season—880, 2010
- Fewest Game—0 vs. West Virginia, 1973; vs. Navy, 1974; vs. Georgia Tech, 1984; vs. Clemson, 1991; Maryland, 2004; vs. Richmond, 2016
- Fewest Season—258, 1940

Miscellaneous Team Records

Won-Lost Record—Home and Away

	Won	Lost	Tied	Pct.
Home	445	238	23	.647
Away	162	332	21	.335
Neutral	73	63	4	.536
Total	680	633	48	.517

133 Seasons:

- 72 Winning Seasons
- 9 .500 Seasons
- 51 Losing Seasons

Consecutive Wins

10 (1914-15, 1951-52)

Consecutive Wins in a Season

7 (1914, 1945, 1949, 1990, 2007)

Consecutive Games without a Loss in a Season

9 (1984)

Consecutive Wins at Home

24 Virginia Tech (Nov. 11, 1899) to NC State (Oct. 1904). Navy ended the streak Nov. 1904 (5-0).

Consecutive Wins at Home Since 1937

12 George Washington (Sept. 23, 1950) to George Washington (Oct. 11, 1952). Duke ended streak Oct. 25, 1952. NC State (Nov. 5, 1988) to NC State (Oct. 13, 1990). Georgia Tech ended streak Nov. 3, 1990.

Consecutive Games Undefeated at Home

28 (1 tie)—Richmond (Oct. 2, 1894) to Vanderbilt (Nov. 12, 1898). Navy ended streak Nov. 1898 (6-0).

Consecutive Shutouts

10 Randolph-Macon (Sept. 1908) to St. John's (Oct. 1909)

8 Navy (Oct. 23, 1909) to VMI (Oct. 1910)

Consecutive Shutouts in a Season

6 (1902, 1908)

Consecutive Games Scoring

195 VMI (9/15/84) to North Carolina (10/28/2000)

Consecutive Games with an Interception

39# Nov. 6, 1993 through Nov. 29, 1996
#NCAA Record

Most Points Scored in a Season

449 points	2019	14 games
442 points	1990	11 games*
415 points	2021	12 games*
414 points	1894	10 games
402 points	2002	14 games
370 points	2018	13 games
364 points	2003	13 games
363 points	2004	12 games
353 points	1914	9 games
350 points	1994	11 games*
	1989	12 games*
344 points	1995	12 games*

* bowl game not included

Most Points Scored in an ACC Game (Win) Total

88 UVA 48 vs. Georgia Tech 40 (2021)

Most Points Scored in an ACC Game (Loss) Total

103 UVA 48 vs. Duke 55 (2010)

Fewest Points Allowed in a Season

9 points	1908	8 games
11 points	1909	8 games
31 points	1925	9 games
42 points	1941	9 games

Biggest ACC Win Margin

UVA 59 Duke 0 (1990)

Biggest ACC Loss Margin

UVA 0 Clemson 55 (1984)

Biggest Win Margin

UVA 136 Randolph-Macon 0 (1890)

Biggest Defeat Margin

UVA 0 Princeton 115 (1890)

Most Wins in a Season

10 (1989)

Milestone Wins—History

1	Nov. 20, 1888	Pantops Academy	20-0
100	Nov. 24, 1904	North Carolina	12-11
200	Oct. 11, 1924	Randolph-Macon	26-6
300	Oct. 23, 1948	VMI	26-14
400	Sept. 29, 1973	Duke	7-3
500	Sept. 25, 1993	Duke	35-0
600	Sept. 8, 2007	Duke	24-13
650	Oct. 7, 2017	Duke	28-21

Milestone Wins—Scott Stadium

1	Sept. 24, 1932	Hampden-Sydney	32-0
50	Oct. 20, 1951	VMI	34-14
100	Sept. 21, 1974	William & Mary	38-28
150	Sept. 28, 1991	Duke	34-3
200	Sept. 21, 2002	Akron	48-29
250	Oct. 4, 2014	Pitt	24-19

Opening Day Record

86-38-9 .681 1888-2022

Home Openers Record

77-19-7 .782 (Overall) 1888-2022
41-17-5 .691 (Scott Stadium) 1932-2022

Record at Scott Stadium (Oct. 15, 1931-present)

283-204-12 .579

Virginia Team Defense - Game

	Fewest	Most
First Downs	0, NC State, 1944	37, BYU, 2021
Rushing Attempts	15, Duke, 1993	86, Georgia Tech, 1976
Yards	- 45, Wake Forest, 1996	633, East Carolina, 1975
Passing Attempts	0, several times	69, Texas Tech, 2007
Completions	0, several times	44, Texas Tech, 2007
Yards	- 2, Vanderbilt, 1952	487, Florida State, 1995
Touchdowns	0, many times	5, South Carolina, 1968
		5, Fresno State, 2004; 5, North Carolina,
2021		
Interceptions		
Intercepted Yards	0, many times	5, nine times
	0, many times	128, Maryland, 1961
Total Defense		
Plays	26, NC State, 1945	102, North Carolina, 1959
Yards	7, Hampden-Sydney, 1944	802, Maryland, 1975
Punting		
Number	0, several times	16, Virginia Tech, 1941
Average	0, several times	52.2, (5) Georgia Tech, 2016
Penalties		
Number	0, Hampden-Sydney, 1941	16, North Carolina, 1975
	0, Virginia Tech, 1941	
Yards	0, teams above	146, Washington, 1977
Fumbles		
Number	0, many times	11, NC State, 1977
Lost	0, many times	6, Virginia Tech, 1952; West Virginia, 1954; Wake Forest, 1966; James Madison, 1979; South Carolina, 2002



THE LONGEST PLAYS

The Longest Run From Scrimmage:

by Virginia - 96 yards Mikell Simpson vs. Texas Tech
Jan. 1, 2008
by Opponent - 90 yards Joe Bellino (Navy)
Nov. 12, 1960
LaMont Jordan (Maryland)
Nov. 20, 1999

The Longest Pass Completion:

by Virginia - 97 yards Harry Martin to Bus Male to John Leys vs. Navy, Oct. 10, 1935
by Opponent - 99 yards Dondrial Pinkins to Troy Williamson (South Carolina), Sept. 6, 2003

The Longest Kickoff Return:

by Virginia - 100 yards Tavon Mason vs. Georgia Tech
Nov. 10, 2001
Marquis Weeks vs. North Carolina
Oct. 19, 2002
Marquis Weeks vs. North Carolina
Sept. 11, 2004
Joe Reed vs. William & Mary
Sept. 6, 2019
by Opponent - 100 yards Dick Pawlewicz (William & Mary) Sept. 21, 1974
Freddie Parham (Southern Miss.) Sept. 19, 2009
Stefon Diggs (Maryland) Oct. 13, 2012

The Longest Punt Return:

by Virginia - 95 yards Harry Martin to Bus Male to Martin vs. Maryland
Nov. 2, 1935
by Opponent - 95 yards Carl Brazell (South Carolina)
Nov. 26, 1955

The Longest Interception Return:

by Virginia - 95 yards Ted Rzempoluch vs. Maryland, Nov. 25, 1961
Antwan Harris vs. North Carolina,
Nov. 16, 1996
by Opponent - 89 yards Antwon Black (North Carolina), Sept. 4, 1999

The Longest Field Goal:

by Virginia - 56 yards Kenny Stadlin vs. Va. Tech,
Sept. 29, 1984
Rafael Garcia vs. Texas, Oct. 21, 1995
by Opponent - 56 yards Paul Engle (Virginia Tech)
Oct. 15, 1977

The Longest Punt:

by Virginia - 80 yards Sam Maphis vs. Virginia Tech
Nov. 9, 1923
by Opponent - 77 yards Rodney Williams, (Georgia Tech), Oct. 5, 1996

The Longest Run With Fumble:

by Virginia - 92 yards Art Thomas vs. Penn State
Dec. 1, 2001
by Opponent - 93 yards Antwan Edwards (Clemson)
Sept. 19, 1998



Marquis Weeks had two 100-yard kick returns in his career, both against North Carolina.

Opponents' Individual Records

Rushing

	No.	Player	School	Year
Most Rushes	40	Cyrus Lawrence	Virginia Tech	1980
Most Yards	328	Derrick Fenner	North Carolina	1986
Fewest Yards	(-) 78	Murphy Sprinkel	VMI	1968
Most Touchdowns	5	Zach Abey	Navy	2017
	5	Tyler Allgeier	BYU	2021

Passing

	No.	Player	School	Year
Most Attempts	69	Graham Harrell	Texas Tech	2007
Most Completions	44	Graham Harrell	Texas Tech	2007
Most Yards	520	Dennis Grosel	Boston College	2020
Most Touchdowns	5	Tommy Suggs	South Carolina	1968
	5	Paul Pinegar	Fresno State	2004
	5	Sam Howell	North Carolina	2021

Total Offense

	No.	Player	School	Year
Most Total Plays	73	Graham Harrell	Texas Tech	2007
Most Total Yards	493	Dennis Grosel	Boston College	2020
Most Points	30	Zach Abey	Navy	2017
	30	Tyler Allgeier	BYU	2021

Receiving

	No.	Player	School	Year
Most Receptions	16	Greg Jennings	Western Michigan	2005
	16	Quinshad Davis	North Carolina	2012
Most Yards	243	Dez White	Georgia Tech	1998
Most Touchdowns	4	Jordan Addison	Pitt	2021

YEAR-BY-YEAR STATISTICS

Virginia Totals

Year	G	Rushing				A-C-I	Passing				Total Offense		Scoring			FGM- FGA	First Dns
		att.	yds	YPG	TD		yds	YPG	TD	yds	YPG	pts	PPG	TD			
1946	9	394	1874	208.2	18	121-44-19	661	73.4	6	2535	281.7	180	20.0	27	0-	107	
1947	10	438	2185	218.5	27	132-59-10	892	89.2	8	3077	307.7	244	24.4	36	0-	127	
1948	9	405	1834	203.8	15	118-60-11	733	81.4	9	2567	285.2	175	19.4	26	0-0	108	
1949	9	476	2066	229.6	18	131-59-11	977	108.6	12	3043	338.1	199	22.1	30	0-0	124	
1950	10	474	1980	198.0	20	162-82-15	1355	135.5	18	3335	333.5	260	26.0	40	0-0	171	
1951	9	545	2402	266.9	25	141-64-12	749	83.2	11	3151	350.1	278	30.9	41	0-0	169	
1952	10	559	2525	252.5	24	148-58-20	867	86.7	12	3392	339.2	297	29.7	43	0-0	153	
1953	9	392	961	106.8	6	113-51-14	579	64.3	3	1540	171.1	75	8.3	12	0-0	81	
1954	9	394	1162	129.1	7	135-53-19	716	79.6	6	1878	208.7	113	12.6	16	1-1	107	
1955	10	497	1917	191.7	11	128-49-16	474	47.4	3	2391	239.1	96	9.6	14	0-1	134	
1956	10	488	1475	147.5	11	177-78-15	919	91.9	2	2394	239.4	92	9.2	13	1-3	134	
1957	10	476	1546	154.6	12	187-75-17	938	93.8	6	2484	248.4	117	11.7	18	0-1	148	
1958	10	377	990	99.0	7	280-137-26	1386	138.6	6	2376	237.6	89	8.9	13	1-2	140	
1959	10	391	933	93.3	8	227-112-24	1168	116.8	4	2101	210.1	80	8.0	12	1-1	122	
1960	10	480	1840	184.0	10	203-79-18	899	89.9	5	2739	273.9	103	10.3	15	0-0	178	
1961	10	508	1363	136.3	8	170-74-12	807	80.7	6	2170	217.0	123	12.3	16	0-3	144	
1962	10	425	1534	153.4	21	207-112-11	1256	125.6	7	2790	279.0	194	19.4	29	1-1	140	
1963	10	422	1041	104.1	7	153-61-11	639	63.9	2	1680	168.0	76	7.6	10	2-5	107	
1964	10	402	1485	148.5	16	236-123-19	1642	164.2	7	3127	312.7	163	16.3	23	2-4	160	
1965	10	397	1178	117.8	15	283-150-18	1879	187.9	9	3057	305.7	170	17.0	25	0-2	175	
1966	10	404	1479	147.9	16	242-116-10	1604	160.4	12	3083	308.3	214	21.4	29	4-8	161	
1967	10	553	2099	209.9	19	158-75-12	1013	101.3	4	3112	311.2	172	17.2	25	1-7	174	
1968	10	574	2800	280.0	27	242-118-15	1594	159.4	17	4394	439.4	316	31.6	46	0-4	217	
1969	10	567	1745	174.5	13	220-104-13	1258	125.8	2	3003	300.3	115	11.5	15	3-8	169	
1970	11	518	1873	170.3	20	286-139-24	1797	163.4	12	3670	333.6	240	21.8	34	3-7	193	
1971	11	491	1601	145.5	7	288-120-22	1474	134.0	7	3075	279.5	134	12.2	16	8-18	177	
1972	11	445	1587	144.3	8	372-153-34	2011	182.8	15	3598	327.1	199	18.1	25	8-11	195	
1973	11	525	2337	212.5	15	249-105-17	1741	158.3	10	4078	370.7	199	18.1	26	6-23	210	
1974	11	573	1960	178.2	11	295-149-18	1813	164.8	15	3773	343.0	207	18.8	27	6-17	230	
1975	11	497	1946	176.9	17	302-145-20	1733	157.5	5	3679	334.5	175	15.9	22	7-8	223	
1976	11	439	1261	114.6	6	227-101-15	1253	113.9	7	2514	228.5	106	9.6	13	6-11	149	
1977	11	470	1082	98.4	3	185-87-11	929	84.5	3	2011	182.8	56	5.1	6	5-11	119	
1978	11	517	1772	161.1	13	204-99-18	1197	108.8	5	2969	269.9	139	12.6	19	3-9	158	
1979	11	527	2428	220.7	20	206-93-19	1221	111.0	7	3649	331.7	258	23.5	33	9-16	187	
1980	11	474	1396	126.9	11	240-120-15	1484	134.9	3	2880	261.8	144	13.1	16	11-16	156	
1981	11	452	1284	116.7	3	323-155-24	1814	164.9	11	3098	281.6	127	11.5	15	7-14	185	
1982	11	523	1740	158.2	15	292-123-18	1904	173.1	10	3644	331.3	208	18.9	25	11-19	193	
1983	11	542	2390	217.3	20	284-136-15	1970	179.1	11	4360	396.4	252	22.9	31	12-16	236	
1984	11	583	2542	231.1	27	237-119-15	1745	158.6	12	4287	389.7	298	27.1	39	9-13	218	
1985	11	593	2703	245.7	22	221-106-9	1354	123.1	9	4057	368.8	262	23.8	31	16-19	218	
1986	11	468	1753	159.4	9	346-179-19	2331	211.9	11	4084	371.3	198	18.0	22	15-22	213	
1987	11	502	1863	169.4	20	314-185-11	2442	222.0	13	4305	391.4	270	24.5	33	13-19	241	
1988	11	510	1719	156.3	15	283-141-14	2158	196.2	15	3877	352.5	251	22.8	30	14-20	211	
1989	12	584	2594	216.2	22	257-140-10	2340	195.0	20	4934	411.2	350	29.2	43	16-20	251	
1990	11	520	2831	257.4	31	284-173-12	2685	244.1	24	5516	501.5	442	40.2	56	15-17	266	
1991	11	462	2063	187.5	16	269-162-2	2333	212.1	22	4396	399.6	313	28.5	40	11-17	223	
1992	11	513	2589	235.4	19	261-144-13	1827	166.1	21	4416	401.5	341	31.0	44	13-16	229	
1993	11	472	2202	200.2	20	285-171-14	2383	216.6	20	4585	416.8	304	27.6	40	8-12	226	
1994	11	519	2057	187.0	21	303-183-12	2394	217.6	16	4451	404.6	350	31.8	43	17-21	222	
1995	12	507	2080	173.3	23	350-194-11	2719	226.6	17	4799	399.9	344	28.7	41	20-27	248	
1996	11	460	2131	193.7	23	295-140-18	2099	190.8	5	4230	384.5	320	29.1	36	22-29	209	
1997	11	411	1297	117.9	12	307-183-8	2553	232.1	21	3850	350.0	277	25.2	36	8-14	199	
1998	11	468	2344	213.1	27	296-158-10	2349	213.5	12	4693	426.6	325	29.5	41	12-19	235	
1999	11	477	2106	191.5	18	307-179-12	2321	211.0	23	4427	402.5	324	29.5	42	10-13	241	



YEAR-BY-YEAR STATISTICS

Virginia Totals

Year	G	Rushing				A-C-I	Passing			Total Offense		Scoring			FGM- FGA	First Dns
		att.	yds	YPG	TD		yds	YPG	TD	yds	YPG	pts	PPG	TD		
2000	11	447	1801	163.7	20	280-149-7	2150	195.5	8	3951	359.2	228	20.7	28	11-15	199
2001	12	376	1272	106.0	5	451-263-14	2868	239.0	24	4140	345.0	249	20.8	31	12-22	229
2002	14	486	1777	126.9	16	448-306-8	3222	230.1	32	4999	357.1	402	28.7	53	12-18	274
2003	13	439	1693	130.2	17	466-316-12	3324	255.7	23	5017	385.9	364	28.0	42	23-25	263
2004	12	550	2914	242.8	34	284-179-5	2167	180.6	9	5081	423.4	363	30.3	45	17-24	264
2005	12	450	1711	142.6	20	363-224-13	2684	223.7	15	4395	366.3	320	26.7	36	22-25	236
2006	12	364	1199	99.9	12	345-203-11	1887	157.3	8	3086	257.2	181	15.1	21	12-21	168
2007	13	490	1763	135.6	22	428-250-10	2532	194.8	14	4295	330.4	317	24.4	38	16-20	249
2008	12	339	1159	96.6	14	439-269-20	2438	203.2	9	3597	299.8	193	16.1	24	9-15	209
2009	12	410	1189	99.1	15	363-189-8	2046	170.5	8	3235	269.6	232	19.3	26	17-19	186
2010	12	419	1672	139.3	17	443-262-17	3186	265.5	20	4858	404.8	304	25.3	39	11-18	255
2011	13	496	2107	162.1	18	443-255-16	3090	237.7	17	5197	399.8	302	23.2	36	16-23	272
2012	12	417	1542	128.1	10	474-276-15	3216	268.0	23	4758	396.5	273	22.8	34	11-17	228
2013	12	489	1879	156.6	18	506-277-17	2542	211.8	9	4421	368.4	237	19.8	27	15-19	253
2014	12	451	1653	137.8	13	432-248-16	2837	236.4	18	4490	374.2	310	25.8	35	22-27	241
2015	12	424	1737	144.8	13	413-252-18	2859	238.3	21	4596	383.0	309	25.8	37	17-22	243
2016	12	384	1363	113.6	13	487-266-16	2872	239.3	23	4235	352.9	270	22.5	37	5-10	238
2017	13	389	1216	93.5	10	519-300-11	3233	248.7	25	4449	342.2	293	22.5	38	8-12	241
2018	13	499	2252	173.2	19	358-228-9	2751	211.6	26	5003	384.8	370	28.5	46	15-22	276
2019	14	442	1697	121.2	28	520-337-15	3748	267.7	23	5445	388.9	449	32.1	56	20-24	296
2020	10	366	1627	162.7	16	379-221-14	2606	260.6	22	4233	423.3	307	30.7	40	10-13	236
2021	12	339	1478	123.2	21	350-553-12	4711	392.6	31	6189	515.8	415	34.6	52	15-19	318
2022	10	329	1231	123.1	13	185-342-12	2210	221.0	7	3441	344.1	170	17.0	20	11-18	192

YEAR-BY-YEAR STATISTICS

Opponent Totals

Year	G	Rushing				A-C-I	Passing			Total Offense			Scoring			FGM- FGA	First Dns
		att.	yds	YPG	TD		yds	YPG	TD	yds	YPG	pts	PPG	TD			
1946	9	403	1605	178.3	17	149-70-13	873	97.0	8	2478	275.3	170	18.9	25	0-	124	
1947	10	399	1366	136.6	8	169-67-19	1049	104.9	6	2415	241.5	99	9.9	15	0-	113	
1948	9	365	1608	178.7	12	156-71-14	905	100.6	8	2513	279.2	157	17.4	23	0-1	116	
1949	9	373	894	99.3	7	169-77-12	1158	128.7	9	2052	228.0	121	13.4	18	0-0	99	
1950	10	427	1222	122.2	9	204-90-11	1084	108.4	12	2306	230.6	151	15.1	22	0-0	123	
1951	9	402	1031	114.6	9	151-65-15	964	107.1	4	1995	221.7	104	11.6	15	0-0	112	
1952	10	496	1460	146.0	8	161-50-15	503	50.3	3	1963	196.3	90	9.0	13	0-1	106	
1953	9	443	1875	208.3	28	129-60-10	986	109.6	6	2861	317.9	242	26.9	36	0-0	132	
1954	9	424	2031	225.7	18	135-55-15	800	88.9	5	2831	314.6	162	18.0	24	0-1	134	
1955	10	472	1647	164.7	16	103-51-7	959	95.9	11	2606	260.6	201	20.1	30	1-2	127	
1956	10	494	1820	182.0	14	123-58-8	883	88.3	8	2703	270.3	167	16.7	25	0-2	144	
1957	10	560	2235	223.5	17	121-47-16	738	73.8	8	2973	297.3	171	17.1	26	0-3	163	
1958	10	518	2436	243.6	28	170-88-8	1414	141.4	12	3850	385.0	301	30.1	44	0-2	184	
1959	10	541	2781	278.1	38	153-74-8	1383	138.3	17	4164	416.4	393	39.3	57	0-0	193	
1960	10	487	2532	253.2	33	150-71-8	1018	101.8	10	3550	355.0	332	33.2	48	0-0	179	
1961	10	388	1498	149.8	12	200-96-17	1396	139.6	11	2894	289.4	190	19.0	27	2-3	143	
1962	10	453	1520	152.0	16	199-88-22	1034	103.4	7	2554	255.4	167	16.7	24	2-3	138	
1963	10	508	1765	176.5	18	201-88-14	1101	110.1	3	2866	286.6	169	16.9	22	4-8	171	
1964	10	481	2104	210.4	18	164-70-8	1108	110.8	9	3212	321.2	214	21.4	29	4-15	150	
1965	10	502	1862	186.2	15	178-85-7	1078	107.8	9	2940	294.0	189	18.9	25	5-11	170	
1966	10	503	1997	199.7	18	181-97-9	1361	136.1	11	3358	335.8	235	23.5	31	7-11	192	
1967	10	451	1644	164.4	17	170-76-13	918	91.8	2	2562	256.2	169	16.9	22	8-11	138	
1968	10	436	1267	126.7	15	296-128-18	1926	192.6	12	3193	319.3	222	22.2	30	5-9	168	
1969	10	470	1285	128.5	11	173-72-11	1073	107.3	10	2358	235.8	170	17.0	22	5-14	115	
1970	11	571	1514	137.6	9	235-104-12	1417	128.8	13	2931	266.5	187	17.0	23	10-21	175	
1971	11	588	2116	192.4	22	210-109-12	1472	133.8	8	3588	326.2	272	24.7	34	11-22	199	
1972	11	587	2138	194.4	20	243-115-18	1656	150.5	16	3794	344.9	276	25.1	36	9-19	203	
1973	11	643	2844	258.5	28	228-126-11	1762	160.2	11	4606	418.7	300	27.3	39	10-18	242	
1974	11	580	2618	238.0	19	191-101-11	1482	134.7	11	4100	372.7	239	21.7	33	3-11	203	
1975	11	715	4149	377.2	47	148-89-7	1451	131.9	9	5600	509.1	428	38.9	58	8-13	299	
1976	11	700	3419	310.8	31	154-87-10	1161	105.5	4	4580	416.4	266	24.2	35	7-17	251	
1977	11	636	2787	253.4	28	183-96-10	1488	135.3	7	4275	388.6	280	25.5	36	10-20	229	
1978	11	622	2731	248.3	23	226-115-15	1660	150.9	6	4391	399.2	236	21.5	30	9-17	222	
1979	11	604	2191	199.2	10	191-84-16	974	88.5	6	3165	287.7	134	12.2	16	9-13	173	
1980	11	533	2224	202.2	17	230-115-13	1542	140.2	10	3766	342.4	259	23.5	30	17-20	192	
1981	11	574	2214	201.3	24	239-137-15	2020	183.6	6	4234	384.9	261	23.7	31	15-19	207	
1982	11	556	2259	205.4	24	287-157-17	1988	180.7	17	4247	386.1	320	29.1	42	11-17	230	
1983	11	544	2349	213.5	24	287-164-14	1919	174.5	11	4268	388.0	280	25.5	37	8-15	233	
1984	11	483	1774	161.3	12	334-170-19	2061	187.4	9	3835	348.6	209	19.0	23	16-22	205	
1985	11	494	2020	183.6	14	281-146-9	1738	158.0	12	3758	341.6	217	19.7	27	10-15	205	
1986	11	556	2687	244.3	28	282-149-16	1858	168.9	11	4545	413.2	315	28.6	40	12-17	224	
1987	11	484	2075	188.6	21	327-171-23	2176	197.8	10	4251	386.5	260	23.6	33	10-19	238	
1988	11	436	1496	136.0	12	367-202-15	2519	229.0	18	4015	365.0	244	22.2	30	12-18	209	
1989	12	505	1966	163.8	16	359-184-14	2360	196.7	12	4326	360.5	241	20.1	28	17-26	241	
1990	11	412	1520	138.2	17	382-195-13	2282	207.5	10	3802	345.6	204	18.5	27	5-5	207	
1991	11	533	2046	186.0	12	267-137-12	1512	137.5	1	3558	323.5	119	10.8	13	10-14	195	
1992	11	472	2032	184.7	15	316-162-17	1802	163.8	12	3834	348.5	229	20.8	30	7-11	208	
1993	11	437	1570	142.7	13	333-189-22	2017	183.4	9	3587	326.1	186	16.9	23	9-17	202	
1994	11	323	700	63.6	9	436-239-27	2712	246.5	14	3412	310.2	185	16.8	24	7-9	170	
1995	12	424	1310	109.2	15	495-266-25	3084	257.0	16	4394	366.2	243	20.3	32	9-14	239	
1996	11	449	1188	108.0	10	341-182-20	2063	187.5	10	3251	295.5	172	15.6	21	9-14	172	
1997	11	395	1254	114.0	13	326-192-12	2320	210.9	15	3574	324.9	240	21.8	30	10-15	178	
1998	11	406	1304	118.5	12	342-172-16	2362	214.7	7	3666	333.3	212	19.3	23	17-20	258	
1999	11	472	1831	166.5	19	318-176-15	2509	228.1	19	4340	394.5	302	27.5	40	9-16	218	



YEAR-BY-YEAR STATISTICS

Opponent Totals

Year	G	Rushing				A-C-I	Passing			Total Offense			Scoring		FGM-	First
		att.	yds	YPG	TD		yds	YPG	TD	yds	YPG	pts	PPG	TD	FGA	Dns
2000	11	458	2029	184.5	20	356-211-10	2612	237.5	10	4641	421.9	255	23.2	32	11-20	237
2001	12	570	2433	202.8	22	350-206-18	2734	227.8	14	5167	430.6	331	27.6	40	19-28	273
2002	14	640	2924	208.9	25	433-262-15	3020	215.7	14	5944	424.6	348	24.9	41	22-24	314
2003	13	506	2102	161.7	15	415-235-13	2899	223.0	14	5001	384.7	265	20.4	32	15-22	263
2004	12	413	1417	118.1	10	333-202-9	2337	194.8	15	3754	312.8	212	17.7	26	10-14	203
2005	12	456	1814	151.2	18	401-249-15	2695	224.6	15	4509	375.8	279	23.3	34	14-22	250
2006	12	430	1432	119.3	12	291-171-10	2042	170.2	10	3474	289.5	214	17.8	27	8-13	164
2007	13	472	1390	106.9	9	452-263-11	2932	225.5	18	4322	332.5	256	19.7	27	22-29	228
2008	12	488	1795	149.6	16	333-197-11	2204	183.7	14	3999	333.2	260	21.7	32	12-18	222
2009	12	500	2335	173.8	22	352-197-12	2215	184.6	10	4301	358.4	316	26.3	36	22-30	227
2010	12	480	2444	203.7	28	304-172-11	2309	192.4	14	4753	396.1	339	28.2	43	14-17	233
2011	13	460	1813	139.5	15	408-219-12	2759	212.2	19	4572	351.7	310	23.8	38	14-24	225
2012	12	436	1739	144.9	17	395-227-4	2501	208.4	23	4240	353.3	347	28.9	44	14-21	223
2013	12	470	2048	170.7	28	386-195-10	2795	232.9	19	4843	403.6	399	33.2	51	14-17	226
2014	12	431	1448	120.7	11	394-218-15	2790	232.5	19	4238	353.2	289	24.1	36	13-18	225
2015	12	418	1879	156.6	15	375-234-4	3059	254.9	26	4938	411.5	386	32.2	45	22-28	246
2016	12	485	2280	190.0	20	361-221-9	3079	256.6	25	5359	446.6	405	33.8	51	16-21	258
2017	13	557	2591	199.3	25	322-172-15	2155	165.8	18	4746	365.1	369	28.4	49	9-14	245
2018	13	442	1918	147.5	15	373-196-17	2379	183.0	12	4297	330.5	261	20.1	30	16-21	213
2019	14	497	1934	138.1	23	409-231-12	3272	233.7	23	5206	371.9	380	27.1	48	15-21	266
2020	10	370	1385	138.5	14	323-203-11	3044	304.4	19	4429	442.9	296	29.6	34	19-23	204
2021	12	468	2895	225.8	21	225-376-8	2882	240.2	26	5592	466.0	382	31.8	48	15-23	280
2022	10	407	1755	153.2	26	191-312-5	2044	204.4	10	3576	357.6	240	24.0	26	19-23	208

ALL-TIME RECORD VS. ALL OPPONENTS

Opponent	First Game	Last Game	W	L	T	Scoring		
						UVA	Opp.	Pct
Abilene Christian	2020	2020	1	0	0	55	15	1.000
Akron	2002	2004	2	0	0	99	29	1.000
Apprentice School	1943	1943	0	1	0	6	7	.000
Army	1954	1978	3	5	0	131	167	.375
Auburn	1997	2011	1	2	0	60	71	.333
Ball State	2013	2013	0	1	0	27	48	.000
Baltimore City College	1894	1894	1	0	0	36	0	1.000
Boise State	2015	2017	1	1	0	56	79	.500
Boston College	1963	2020	1	6	0	127	193	.143
Brigham Young	1987	2021	3	3	0	203	217	.500
Bucknell	1905	1906	1	1	0	20	23	.500
Buffalo	1967	1999	2	0	0	85	33	1.000
Carlisle	1900	1910	1	5	1	42	94	.214
Central Michigan	1996	2016	2	0	0	104	56	1.000
Centre	1919	1919	0	1	0	7	49	.000
Chicago	1939	1939	1	0	0	47	0	1.000
The Citadel	1950	1951	2	0	0	73	14	1.000
Clemson	1955	2020	8	40	1	722	1344	.163
Coast Guard	1945	1945	1	0	0	39	0	1.000
Colgate	1970	1970	1	0	0	54	12	1.000
Colorado State	2002	2002	0	1	0	29	35	.000
Columbia	1931	1938	0	4	0	12	103	.000
Connecticut	2007	2017	2	2	0	75	92	.500
Dartmouth	1934	1934	0	1	0	0	27	.000
Davidson	1902	1968	8	0	2	202	26	1.000
Dickinson	1890	1890	1	0	0	12	0	1.000
Duke	1890	2022	40	34	0	1700	1533	.541
East Carolina	1975	2008	1	2	0	66	112	.333
Eastern Michigan	2010	2010	1	0	0	48	21	1.000
Episcopal	1888	1899	2	0	0	49	6	1.000
Florida	1959	2019	0	2	0	38	91	.000
Florida State	1992	2019	4	15	0	287	614	.211
Fort Monroe	1894	1894	1	0	0	102	0	1.000
Franklin & Marshall	1897	1897	1	0	0	38	0	1.000
Fresno State	2004	2004	0	1	0	34	37	.000
Furman	1923	1923	0	1	0	10	13	.000
Gallaudet	1895	1907	7	1	0	161	21	.875
Georgetown	1889	1913	7	7	2	233	113	.500
George Washington	1897	1955	12	2	1	373	92	.833
Georgia	1897	2000	7	9	3	235	278	.438
Georgia Tech	1965	2022	22	21	1	1099	1149	.512
Hampden-Sydney	1906	1946	17	1	2	532	56	.900
Hampton A.C.	1896	1896	0	0	2	16	16	.500
Harvard	1915	1947	1	8	0	60	269	.111
Idaho	2011	2011	1	0	0	21	20	1.000
Illinois	1989	2022	1	3	0	108	111	.250
Indiana	2009	2018	2	2	0	114	92	.500
James Madison	1979	1983	2	1	0	107	44	.667
Johns Hopkins	1888	1922	8	1	0	263	45	.889
Kansas	1990	1991	2	0	0	90	29	1.000
Kent State	2014	2014	1	0	0	45	13	1.000
Kentucky	1902	1930	2	1	0	18	47	.667
Lafayette	1890	1942	2	1	1	64	31	.625
Lehigh	1889	1976	6	3	0	173	122	.667
Liberty	2018	2019	2	0	0	100	51	1.000
Louisiana Tech	2012	2012	0	1	0	38	44	.000
Louisville	1988	2022	5	6	0	274	289	.455
Lynchburg	1926	1926	1	0	0	38	0	1.000
Maryland	1919	2013	32	44	2	1380	1647	.423
Maryland A.C.	1895	1895	1	0	0	20	0	1.000
Maryland Med. Coll.	1898	1899	1	0	1	6	0	.750
Miami (Fla.)	1996	2022	8	12	0	451	504	.400
Miami (Ohio)	1948	1949	1	0	1	35	32	.750
Michigan	1899	1995	0	3	0	17	112	.000

Opponent	First Game	Last Game	W	L	T	Scoring			Middle
						UVA	Opp.	Pct	
Middle Tennessee	2007	2007	1	0	0	23	21	1.000	
Miller School	1895	1896	2	0	0	56	2	1.000	
Minnesota	2005	2005	1	0	0	34	31	1.000	
Missouri	1973	1973	0	1	0	7	31	.000	
Nashville	1902	1902	1	0	0	27	0	1.000	
Navy	1889	2017	11	28	0	502	712	.282	
Norfolk Blues	1912	1912	1	0	0	7	0	1.000	
North Carolina	1892	2022	58	65	4	2049	2495	.472	
North Carolina Pre-Flight	1944	1944	0	0	1	13	13	.500	
NC State	1904	2020	22	36	1	1076	1182	.381	
Notre Dame	1989	2019	0	4	0	63	133	.000	
Oceana N.A.S.	1945	1945	1	0	0	40	0	1.000	
Ohio	1993	2018	2	0	0	86	38	1.000	
Ohio State	1933	1933	0	1	0	0	75	.000	
Oklahoma	1991	1991	0	1	0	14	48	.000	
Old Dominion	2019	2022	2	0	0	44	31	1.000	
Oregon	2013	2016	0	2	0	36	103	.000	
Pantops Academy	1888	1889	2	0	0	64	0	1.000	
Pennsylvania	1890	1950	1	15	0	63	512	.063	
Penn State	1893	2012	3	5	0	93	179	.375	
Pittsburgh	1953	2022	4	10	0	266	369	.286	
Princeton	1890	1948	1	9	1	34	349	.136	
Princeton J.V.	1891	1891	1	0	0	12	0	1.000	
Purdue	1968	1984	1	1	0	33	68	.500	
Randolph-Macon	1890	1933	21	0	1	888	21	.977	
Richmond	1893	2022	30	3	2	1082	199	.886	
Richmond Air Base	1943	1943	0	0	1	7	7	.500	
Roanoke	1895	1932	6	0	0	170	0	1.000	
Rutgers	1894	1981	3	2	0	85	26	.600	
San Jose State	1998	1998	1	0	0	52	14	1.000	
Schuylkill Navy	1891	1891	0	0	1	16	16	.500	
Sewanee	1892	1931	3	2	1	70	25	.583	
South Carolina	1912	2018	14	20	1	583	728	.414	
Southern California	2008	2010	0	2	0	21	69	.000	
Southern Miss.	2009	2011	0	2	0	58	67	.000	
St. Albans	1895	1903	8	0	0	130	4	1.000	
St. John's (Md.)	1891	1935	17	0	0	497	50	1.000	
Swarthmore	1911	1929	2	1	0	67	16	.667	
Syracuse	1975	2022	3	3	0	125	137	.500	
Temple	2004	2005	2	0	0	95	17	1.000	
Tennessee	1927	1990	1	3	0	52	119	.250	
Texas	1977	1996	1	2	0	53	98	.333	
Texas Christian	1994	2012	1	2	0	41	67	.333	
Texas Tech	2007	2007	0	1	0	28	31	.000	
Troy	2003	2003	1	0	0	24	0	1.000	
Tulane	1949	1969	2	4	0	115	178	.333	
UCLA	2014	2015	0	2	0	36	62	.000	
Vanderbilt	1895	1975	7	12	2	257	341	.381	
VMI	1893	2013	57	23	3	1697	848	.705	
Virginia Tech	1895	2020	38	60	5	1610	1866	.375	
Wake Forest	1889	2020	34	17	0	1283	988	.667	
Washington	1976	1976	0	1	0	17	38	.000	
Washington & Lee	1890	1953	21	13	1	563	339	.614	
Washington YMCA	1893	1893	1	0	0	20	0	1.000	
W. Philadelphia A.C.	1894	1894	1	0	0	64	0	1.000	
West Virginia	1898	2002	12	10	1	366	330	.543	
Western Michigan	2003	2006	2	1	0	100	52	.667	
William & Mary	1908	2019	31	6	1	1037	435	.838	
Wisconsin	2001	2001	0	1	0	17	26	.000	
Wyoming	2006	2007	1	1	0	16	35	.500	
Yale	1914	1944	2	3	1	57	123	.417	
Totals	1888	2021	680	48	1	24,167	26,870	.517	

2022 Opponents are listed in **bold**



SERIES RECORDS VS. ALL OPPONENTS

Key to Neutral Sites

H—Home Games
 A—Away Games
 AX—Alexandria, Va.
 AT—Atlanta, Ga.
 BA—Baltimore, Md.
 BH—Birmingham Ala.
 BO—Boise, Idaho
 CH—Charleston, W.Va.
 CR—Charlotte, N.C.
 DT—Detroit, Mich.
 ER—East Rutherford, N.J.
 HA—Honolulu, Hawaii
 JK—Jacksonville, Fla.

LN—Lynchburg, Va.
 LO—Louisville, Ky.
 LX—Lexington, Va.
 MF—Miami/Ft. Lauderdale, Fla.
 NA—Nashville, Tenn.
 NF—Norfolk, Va.
 NO—New Orleans, La.
 OR—Orlando, Fla.
 RI—Richmond, Va.
 RO—Roanoke, Va.
 SH—Shreveport, La.
 WA—Washington, D.C.

ABILENE CHRISTIAN (1-0-0)

2020 W 55 15 H

AKRON (2-0-0)

2002 W 48 29 H
2004 W 51 0 H

APPRENTICE SCHOOL (0-1-0)

1943 L 6 7 A

ARMY (3-5-0)

1954 L 20 21 A
1957 L 12 20 H
1958 L 6 35 A
1964 W 35 14 H
1967 L 7 26 A
1970 W 21 20 H
1971 L 9 14 A
1978 W 21 17 A

AUBURN (1-2-0)

1997 L 17 28 H
1998 W 19 0 A
2011 L 24 43 AT*

BALL STATE (0-1-0)

2013 L 27 48 H

BALTIMORE CITY COLLEGE (1-0-0)

1894 W 36 0 H

BOISE STATE (1-1-0)

2015 L 14 56 H
2017 W 42 23 A

BOSTON COLLEGE (1-6-0)

1963 L 21 30 A
1994 L 13 31 MF*
2005 L 17 28 A
2009 L 10 14 H
2010 L 13 17 A
2017 L 10 41 H
2020 W 43 32 H

BRIGHAM YOUNG (3-3-0)

1987 W 22 16 BH*
1999 W 45 40 A
2000 L 35 38 H ot
2013 W 19 16 H
2014 L 33 41 A
2021 L 49 66 A

*1987 All American Bowl

BUCKNELL (1-1-0)

1905 W 15 11 NF
1906 L 5 12 RI

BUFFALO (2-0-0)

1967 W 35 12 H
1999 W 50 21 H

CARLISLE (1-5-1)

1900 L 2 17 WA
1902 W 6 5 NF
1903 T 6 6 NF
1904 L 6 14 NF
1905 L 0 12 NF
1906 L 17 18 NF
1910 L 5 22 WA

CENTRAL MICHIGAN (2-0-0)

1996 W 55 21 H
2016 W 49 35 H

CENTRE (0-1-0)

1919 L 7 49 H

CHICAGO (1-0-0)

1939 W 47 0 H

THE CITADEL (2-0-0)

1950 W 34 14 A
1951 W 39 0 H

CLEMSON (8-40-1)

1955 L 7 20 H
1956 L 0 7 A
1957 L 6 20 H
1958 L 15 20 A
1959 L 0 47 H
1960 L 7 21 A
1963 L 0 35 H
1964 L 7 29 A
1965 L 14 20 H
1966 L 35 40 A
1969 L 14 21 H
1970 L 17 27 A
1971 L 15 32 RI
1972 L 21 37 A
1973 L 27 32 A
1974 L 9 28 A
1977 L 0 31 A
1978 L 14 30 H
1979 L 7 17 A
1980 L 24 27 H
1981 L 0 27 A
1982 L 0 48 H
1983 L 21 42 A

1984 L 0 55 H
1985 L 24 27 A
1986 L 17 31 H
1987 L 21 38 A
1988 L 7 10 H
1989 L 20 34 A
1990 W 20 7 H
1991 T 20 20 A
1992 L 28 29 H
1993 L 14 23 A
1994 W 9 6 H
1995 W 22 3 A
1996 L 16 24 H
1997 W 21 7 A
1998 W 20 18 H
1999 L 14 33 A
2000 L 10 31 H
2001 W 26 24 A
2002 W 22 17 H
2003 L 27 30 A ot
2004 W 30 10 H
2008 L 3 13 H
2009 L 21 34 A
2013 L 10 59 H
2019 L 17 62 CR*
2020 L 23 41 A

* - ACC Championship Game

COAST GUARD (1-0-0)

1945 W 39 0 H

COLGATE (1-0-0)

1970 W 54 12 H

COLORADO STATE (0-1-0)

2002 L 29 35 H

COLUMBIA (0-4-0)

1931 L 0 27 A
1932 L 6 22 A
1933 L 6 15 A
1938 L 0 39 A

CONNECTICUT (2-2-0)

2007 W 17 16 H
2008 L 10 45 A
2016 L 10 13 A
2017 W 38 18 H

DARTMOUTH (0-1-0)

1934 L 0 27 A

DAVIDSON (8-0-2)

1902 W 35 0 H
1903 W 22 0 A
1907 T 5 5 H
1908 W 12 0 H
1909 W 11 0 H
1916 W 14 0 H
1921 W 28 0 H
1935 T 0 0 H
1962 W 34 7 H
1968 W 41 14 H

DICKINSON (1-0-0)

1890 W 12 0 WA

DUKE (40-33-0)

1890 W 10 4 RI
1891 L 0 20 RI
1892 W 46 4 AT
1893 W 30 0 LN
1923 W 33 0 H
1930 L 0 32 A
1943 L 0 49 A
1951 W 30 7 A
1952 L 7 21 H
1953 L 6 48 NF

1956 L 7 40 H
1957 L 0 40 A
1958 W 15 12 H
1961 L 0 42 RI
1963 L 8 30 H
1964 L 0 30 A
1965 L 7 21 H
1966 L 8 27 A
1967 L 6 13 H
1968 W 50 20 A
1969 W 10 0 H
1970 L 7 17 A
1971 L 0 28 H
1972 L 13 37 A
1973 W 7 3 H
1974 L 7 27 A
1975 L 11 26 A
1976 L 6 21 H
1977 L 7 31 H
1978 L 13 20 A
1979 W 30 12 H
1980 W 20 17 A
1981 L 24 29 H
1982 L 17 51 A
1983 W 38 30 H
1984 W 38 10 A
1985 W 37 14 H
1986 L 13 20 A
1987 W 42 17 H
1988 L 34 38 A
1989 W 49 28 H
1990 W 59 0 A
1991 W 34 3 H
1992 W 55 28 A
1993 W 35 0 H
1994 L 25 28 A
1995 W 44 30 H
1996 W 27 3 A
1997 W 13 10 H
1998 W 24 0 A
1999 L 17 24 H ot
2000 W 26 10 H
2001 W 31 10 H
2002 W 27 22 A
2003 W 27 0 H
2004 W 37 16 A
2005 W 38 7 H
2006 W 37 0 A
2007 W 24 13 H
2008 L 3 31 A
2009 L 17 28 H
2010 L 48 55 A
2011 W 31 21 H
2012 L 17 42 A
2013 L 22 35 H
2014 L 13 20 A
2015 W 42 34 H
2016 W 34 20 A
2017 W 28 21 H
2018 W 28 14 A
2019 W 48 14 H
2020 W 38 20 H
2021 W 48 0 H
2022 L 17 38 A

EAST CAROLINA (1-2-0)

1975 L 10 61 H
2006 L 21 31 A
2008 W 35 20 H

EASTERN MICHIGAN (1-0-0)

2010 W 48 21 H

EPISCOPAL (2-0-0)

1888 W 16 0 H
1899 W 33 6 H

FLORIDA (0-2-0)

1959 L 10 55 A
2019 L 28 36 MF*

* - Orange Bowl

FLORIDA STATE (4-15-0)

1992 L 3 13 H
1993 L 14 40 A
1994 L 17 41 A
1995 W 33 28 H
1996 L 24 31 A
1997 L 21 47 H
1998 L 14 45 A
1999 L 10 35 H
2000 L 3 37 A
2001 L 7 43 H
2002 L 19 40 A
2003 L 14 19 H
2004 L 3 36 A
2005 W 26 21 H
2006 L 0 33 A
2010 L 14 34 H
2011 W 14 13 A
2014 L 20 34 A
2019 W 31 24 H

FORT MONROE (1-0-0)

1894 W 102 0 H

FRANKLIN & MARSHALL (1-0-0)

1897 W 38 0 H

FRESNO STATE (0-1-0)

2004 L 34 37 BO*ot
* 2004 MPC Computers Bowl

FURMAN (0-1-0)

1923 L 10 13 H

GALLAUDET (7-1-0)

1895 W 16 6 H
1896 W 6 0 H
1897 W 20 4 H
1898 W 16 0 H
1899 L 5 11 H
1900 W 34 0 H
1901 W 24 0 H
1907 W 40 0 H

GEORGETOWN (7-7-2)

1889 W 32 0 H
1892 T 4 4 H
1893 L 24 28 H
1893 W 58 0 A
1898 W 12 0 A
1899 T 0 0 A
1900 L 0 10 A
1901 L 16 17 A
1906 W 12 0 A
1907 W 28 6 A
1908 W 6 0 A
1909 W 21 0 A
1910 L 0 15 A
1911 L 0 9 A
1912 L 13 16 A
1913 L 7 8 A

GEORGE WASHINGTON (12-2-1)

1897 W 10 0 H
1898 W 47 0 H
1905 W 55 0 WA
1906 T 0 0 A
1921 W 28 0 H
1922 W 34 0 H
1947 W 33 13 H
1948 L 12 20 H
1949 W 27 13 H
1950 W 19 0 H
1951 W 20 0 H
1952 W 50 0 H
1953 W 24 20 AX
1954 W 14 13 H
1955 L 0 13 H

VIRGINIA

2023 UVA FOOTBALL

GEORGIA (7-9-3)

1897	W	17	4	AT
1913	W	13	6	AT
1914	W	28	0	H
1915	W	9	7	A
1916	L	7	13	H
1919	T	7	7	A
1920	T	0	0	H
1921	L	0	21	A
1922	T	6	6	A
1923	L	0	13	A
1924	L	0	7	H
1925	W	7	6	A
1926	L	7	27	H
1927	L	0	32	A
1979	W	31	0	A
1987	L	22	30	A
1995	W	34	27	AT*
1998	L	33	35	AT*
2000	L	14	37	HA&

*1995, 1998 Peach Bowl & 2000 Jeep O'ahu Bowl

GEORGIA TECH (22-21-1)

1965	L	19	42	A
1966	L	13	14	A
1974	L	24	28	A
1976	L	14	35	A
1982	L	32	38	A
1983	L	27	31	A
1984	T	20	20	H
1985	W	24	13	A
1986	L	14	28	H
1987	W	23	14	A
1988	W	17	16	H
1989	W	17	10	A
1990	L	38	41	H
1991	L	21	24	A
1992	W	55	24	H
1993	W	35	14	A
1994	W	24	7	A
1995	W	41	14	H
1996	L	7	13	A
1997	W	35	31	H
1998	L	38	41	A
1999	W	45	38	H
2000	L	0	35	A
2001	W	39	38	H
2002	L	15	23	A
2003	W	29	17	H
2004	W	30	10	A
2005	W	27	17	H
2006	L	7	24	A
2007	W	28	23	H
2008	W	24	17	A
2009	L	9	34	H
2010	L	21	33	A
2011	W	24	21	H
2012	L	20	56	A
2013	L	25	35	H
2014	L	10	35	A
2015	W	27	21	H
2016	L	17	31	A
2017	W	40	36	H
2018	L	27	30	A ot
2019	W	33	28	H
2021	W	48	40	H
2022	W	16	9	A

HAMPDEN-SYDNEY (17-1-2)

1906	W	38	5	H
1909	W	37	0	H
1911	W	23	0	H
1912	W	10	0	H
1913	W	53	0	H
1924	W	13	9	H
1925	W	40	0	H
1926	T	0	0	H
1927	W	38	6	H
1932	W	32	0	H
1933	T	7	7	H
1934	W	8	0	H
1935	L	7	12	H
1936	W	26	10	H
1937	W	13	7	H
1939	W	26	0	H
1941	W	41	0	H
1942	W	12	0	H
1944	W	37	0	H
1946	W	71	0	H

HAMPTON A.C. (0-0-2)

1896	T	10	10	H
1896	T	6	6	A

HARVARD (1-8-0)

1915	L	0	9	A
1916	L	0	51	A
1919	L	0	47	A
1920	L	0	24	A
1924	L	0	14	A
1931	L	0	19	A
1936	L	0	65	A
1938	L	13	40	A
1947	W	47	0	H

IDAHO (1-0-0)

2011	W	21	20	H ot
------	---	----	----	------

ILLINOIS (1-3-0)

1990	L	21	31	OR*
1999	L	21	63	MF&
2021	W	42	14	H
2022	L	3	24	A

* 1990 Florida Citrus Bowl & 1999 Micronpc.com Bowl

INDIANA (2-2-0)

2009	W	47	7	H
2011	W	34	31	A
2017	L	17	34	H
2018	L	16	20	A

JAMES MADISON (2-1-0)

1979	W	69	9	H
1982	L	17	21	H
1983	W	21	14	H

JOHNS HOPKINS (8-1-0)

1888	L	0	26	H
1889	W	58	0	H
1893	W	28	12	H
1894	W	76	0	H
1900	W	20	0	H
1911	W	34	0	A
1920	W	14	0	A
1921	W	14	7	H
1922	W	19	0	A

KANSAS (2-0-0)

1990	W	59	10	A
1991	W	31	19	H

KENT STATE (1-0-0)

2014	W	45	13	H
------	---	----	----	---

KENTUCKY (2-1-0)

1902	W	12	0	A
1903	W	6	0	H
1930	L	0	47	A

LAFAYETTE (2-1-1)

1890	W	20	6	H
1891	T	6	6	H
1941	W	25	0	H
1942	L	13	19	A

LEHIGH (6-3-0)

1889	L	12	24	H
1899	W	10	0	RI
1902	L	6	34	WA
1909	L	7	11	NF
1940	W	32	0	H
1941	W	34	0	H
1954	W	27	21	H
1956	W	24	12	A
1976	W	21	20	H

LIBERTY (2-0-0)

2018	W	45	24	H
2019	W	55	27	H

LOUISIANA TECH (0-1-0)

2012	L	38	44	H
------	---	----	----	---

LOUISVILLE (5-6-0)

1988	L	28	30	A
1989	W	16	15	H
2014	W	23	21	H
2015	L	31	38	A
2016	L	25	32	H
2017	L	21	38	A
2018	W	27	3	H
2019	L	21	28	A
2020	W	31	17	H
2021	W	34	33	A
2022	L	17	34	H

LYNCHBURG (1-0-0)

1926	W	38	0	H
------	---	----	---	---

MARYLAND (32-44-2)

1919	L	0	13	H
1925	W	6	0	H
1926	T	6	6	A
1927	W	21	0	H
1928	L	2	18	A
1929	T	13	13	A
1930	L	6	14	H
1931	L	6	7	A
1932	W	7	6	H
1933	W	6	0	H
1934	L	0	20	A
1935	L	7	14	H
1936	L	0	21	H
1937	L	0	3	H
1938	W	27	19	A
1939	W	12	7	H
1940	W	19	6	A
1942	L	12	27	H
1943	W	39	0	H
1944	W	18	7	WA
1945	L	13	19	WA
1957	L	0	12	A
1958	L	6	44	H
1959	L	12	55	A
1960	L	12	44	H
1961	W	28	16	H
1962	L	18	40	A
1963	L	6	21	A
1964	L	0	10	H
1965	W	33	27	A
1966	W	41	17	H
1967	W	12	7	A
1968	W	28	23	H
1969	L	14	17	A
1970	L	14	17	H
1971	W	29	27	A
1972	L	23	24	H
1973	L	0	33	A
1974	L	0	10	H
1975	L	24	62	A
1976	L	0	28	H
1977	L	0	28	A
1978	L	7	17	H
1979	L	7	17	A
1980	L	0	31	H
1981	L	7	48	A
1982	L	14	45	H
1983	L	3	23	A
1984	L	34	45	H
1985	L	21	33	A
1986	L	10	42	H
1987	L	19	21	A
1988	W	24	23	H
1989	W	48	21	A
1990	L	30	35	H
1991	L	6	17	A
1992	W	28	15	H
1993	W	43	29	A
1994	W	46	21	H
1995	W	21	18	A
1996	W	21	3	H
1997	W	45	0	A
1998	W	31	19	H
1999	W	34	30	A
2000	W	31	23	H
2001	L	21	41	A
2002	W	48	13	H
2003	L	17	27	A
2004	W	16	0	H

2005	L	33	45	A
2006	L	26	28	H
2007	W	18	17	A
2008	W	31	0	H
2009	W	20	9	A
2010	L	23	42	H
2011	W	31	13	A
2012	L	20	27	H
2013	L	26	27	A

MARYLAND A.C. (1-0-0)

1895	W	20	0	H
------	---	----	---	---

MD. MEDICAL COLLEGE (1-0-1)

1898	W	6	0	H
1899	T	0	0	H

MIAMI (Fla.) (8-12-0)

1996	L	21	31	MF*
2004	L	21	31	H
2005	L	17	25	A
2006	W	17	7	H
2007	W	48	0	A
2008	L	17	24	H ot
2009	L	17	52	A
2010	W	24	19	H
2011	W	31	13	A
2012	W	41	40	H
2013	L	26	45	A
2014	W	30	13	H
2015	L	21	27	A
2016	L	14	34	H
2017	L	28	44	A
2018	W	16	13	H
2019	L	9	17	A
2020	L	14	19	A
2021	W	30	28	A
2022	L	12	14	H ot

*1996 Carquest Bowl

MIAMI (Ohio) (1-0-1)

1948	T	14	14	H
1949	W	21	18	H

MICHIGAN (0-3-0)

1899	L	0	38	DT
1971	L	0	56	A
1995	L	17	18	A

MIDDLE TENNESSEE (1-0-0)

2007	W	23	21	A
------	---	----	----	---

MILLER SCHOOL (2-0-0)

1895	W	30	0	H



1955	L	14	26	A
1956	W+	7	21	H
1957	W	20	13	A
1958	L	0	42	H
1959	L	0	41	A
1960	L	8	35	H
1961	L	0	24	A
1962	L	7	11	H
1963	L	7	11	A
1964	W	31	27	H
1965	W	21	17	A
1966	W	21	14	A
1967	W	40	17	H
1968	W	41	6	A
1969	L	0	12	H
1970	L	15	30	A
1971	L	20	32	H
1972	L	3	23	A
1973	W	44	40	H
1974	L	10	24	A
1975	L	28	31	H
1976	L	6	31	A
1977	L	14	35	H
1978	L	20	38	A
1979	L	7	13	H
1980	L	3	26	A
1981	L	14	17	H
1982	L	14	27	A
1983	W	17	14	H
1984	T	24	24	A
1985	W	24	22	H
1986	L	7	27	A
1987	W	20	17	H
1988	W	27	24	A
1989	W	50	17	H
1990	W	24	10	A
1991	W	14	9	H
1992	L	7	27	A
1993	W	17	10	H
1994	W	34	10	H
1995	L	17	22	A
1996	W	20	17	H
1997	L	20	48	A
1998	W	30	13	H
1999	W	20	17	A
2000	W	17	6	H
2001	L	24	30	A
2002	W	37	27	H
2003	W	38	13	A
2004	W	56	24	H
2005	L	5	7	A
2006	W	23	0	H
2007	W	22	20	A
2008	W	16	13	H ot
2009	W	16	3	A
2010	L	10	44	H
2011	L	17	28	A
2012	L	13	37	H
2013	L	14	45	A
2014	L	27	28	H
2015	L	13	26	A
2016	L	14	35	H
2017	W	20	14	A
2018	W	31	21	H
2019	W	38	31	A
2020	W	44	41	H
2021	L	39	59	A
2022	L	28	31	H
+UVA win by forfeit				
NORTH CAROLINA PRE-FLIGHT (0-0-1)				
1944	T	13	13	H
NC STATE (22-36-1)				
1904	W	5	0	H
1905	W	10	0	H
1906	T	0	0	H
1907	L	4	10	NF
1908	W	6	0	NF
1944	L	0	13	NF
1945	W	26	6	NF
1946	L	7	27	A
1947	L	2	7	H
1948	W	21	14	A
1958	L	14	26	H
1960	L	7	26	A
1961	L	14	21	H
1962	L	12	24	A
1963	L	9	15	NF
1964	L	15	24	H

1965	L	0	13	H
1966	L	21	42	A
1967	L	8	30	A
1968	L	0	19	A
1969	L	0	31	H
1970	L	16	21	A
1971	W	14	10	A
1972	L	14	35	H
1973	L	23	43	A
1974	L	21	22	H
1977	L	0	14	A
1978	L	21	24	H
1979	L	27	31	A
1980	L	13	27	H
1981	L	24	30	A
1982	L	13	16	H
1983	W	26	14	A
1984	W	45	0	H
1985	L	22	23	A
1986	W	20	16	H
1987	W	34	31	A
1988	W	19	14	H
1989	W	20	9	A
1990	W	31	0	H
1991	W	42	10	A
1992	L	7	31	H
1993	L	29	34	A
1994	L	27	30	H
1995	W	29	24	A
1996	W	62	14	H
1997	L	24	31	A
1998	W	23	13	H
1999	W	47	26	A
2000	W	24	17	H
2001	L	0	24	A
2002	W	14	9	H
2003	L	37	51	A
2006	W	14	7	H
2007	L	24	29	A
2011	L	14	28	H
2012	W	33	6	A
2018	L	21	35	A
2020	L	21	38	H
NOTRE DAME (0-4-0)				
1989	L	13	36	ER
2015	L	27	34	H
2019	L	20	35	A
2021	L	3	28	H
OCEANA N.A.S. (1-0-0)				
1945	W	40	0	H
OHIO (2-0-0)				
1993	W	41	7	H
2018	W	45	31	NA
OHIO STATE (0-1-0)				
1933	L	0	75	A
OKLAHOMA (0-1-0)				
1991	L	14	48	JK*
*1991 Gator Bowl				
OLD DOMINION (1-0-0)				
2019	W	28	17	H
2022	W	16	14	H
OREGON (0-2-0)				
2013	L	10	59	H
2016	L	26	44	A
PANTOPS ACADEMY (2-0-0)				
1888	W	20	0	H
1889	W	44	0	H
PENNSYLVANIA (1-15-0)				
1890	L	0	72	WA
1892	L	0	32	H
1894	L	6	14	WA
1895	L	0	54	A
1896	L	0	20	A
1897	L	0	42	A
1898	L	0	40	A

1899	L	6	33	A
1901	L	5	20	A
1904	L	0	24	A
1924	L	0	27	A
1930	L	6	40	A
1946	L	0	40	A
1947	L	7	19	A
1949	W	26	14	A
1950	L	7	21	A
PENN STATE (3-5-0)				
1893	L	0	6	H
1954	L	7	34	A
1955	L	7	26	RI
1988	L	14	42	H
1989	W	14	6	A
2001	W	20	14	H
2002	L	14	35	A
2012	W	17	16	H
PITTSBURGH (4-10-0)				
1953	L	0	26	H
1955	L	7	18	A
2003	W	23	16	CR*
2006	L	13	38	A
2007	W	44	14	H
2013	L	3	14	A
2014	W	24	19	H
2015	L	19	26	A
2016	L	31	45	H
2017	L	14	31	A
2018	L	13	23	H
2019	W	30	14	A
2021	L	38	48	A
2022	L	7	37	H
*2003 Continental Tire Bowl				
PRINCETON (1-9-1)				
1890	L	0	115	BA
1894	L	0	12	BA
1895	L	0	36	BA
1896	L	0	48	A
1898	L	0	12	A
1921	L	0	34	A
1922	L	0	5	A
1928	T	0	0	A
1937	L	0	26	A
1946	W	20	6	A
1948	L	14	55	A
PRINCETON JV (1-0-0)				
1891	W	12	0	H
PURDUE (1-1-0)				
1968	L	6	44	A
1984	W	27	24	AT*
*1984 Peach Bowl				
RANDOLPH-MACON (21-0-1)				
1890	W	136	0	H
1903	W	37	0	H
1904	W	16	0	H
1905	W	59	0	H
1906	W	38	0	H
1908	W	22	0	H
1910	W	17	0	H
1911	W	31	0	H
1912	W	45	0	H
1913	W	40	0	H
1914	W	39	0	H
1915	W	20	0	H
1919	W	12	2	H
1920	W	65	0	H
1924	W	26	6	H
1925	W	41	0	H
1926	W	57	0	H
1928	W	66	0	H
1929	W	27	6	H
1930	W	48	0	H
1931	T	7	7	H
1933	W	39	0	H

RICHMOND (30-3-2)				
1893	W	34	4	H
1894	W	48	0	H
1894	W	28	0	A
1895	W	62	0	H
1900	W	51	0	H
1906	W	22	0	H
1906	W	12	6	H
1907	W	38	0	H
1914	W	62	0	H
1915	W	74	0	H
1916	W	21	0	H
1919	T	0	0	H
1921	W	14	0	H
1922	W	14	6	H
1923	W	9	0	H
1925	W	19	0	H
1941	W	44	0	H
1942	T	7	7	A
1943	L	7	16	H
1944	W	39	0	A
1945	W	45	0	H
1946	L	7	19	A
1947	W	34	0	H
1952	W	49	0	H
1979	W	31	0	H
1997	W	26	7	H
2000	W	34	6	H
2001	W	17	16	H
2008	W	16	0	H
2010	W	34	13	H
2012	W	42	19	H
2014	W	45	13	H
2016	L	20	37	H
2018	W	42	13	H
2022	W	34	17	H
RICHMOND A.B. (0-0-1)				
1943	T	7	7	H
ROANOKE (6-0-0)				
1895	W	14	0	H
1901	W	68	0	H
1910	W	21	0	H
1930	W	37	0	H
1931	W	18	0	H
1932	W	12	0	H
RUTGERS (3-2-0)				
1894	W	20	4	H
1920	W	7	0	A
1962	W	41	0	A
1980	L	17	19	H
1981	L	0	3	A
SAN JOSE STATE (1-0-0)				
1998	W	52	14	H
SCHUYLKILL NAVY (0-0-1)				
1891	T	16	16	H
SEWANEE (3-2-1)				
1892	W	30	0	RI
1900	W	17	5	RI
1901	W	23	5	RI
1907	L	0	12	NF
1908	T	0	0	NF
1931	L	0	3	H
SOUTH CAROLINA (14-20-1)				
1912	W	19	0	H
1913	W	54	0	H
1914	W	49	7	H
1915	W	13	0	A
1916	W	35	6	H
1926	W	6	0	A
1927	L	12	13	H
1928	L	13	24	H
1929	W	6	0	A
1951	W	28	27	H
1952	L	14	21	NF
1953	L	0	19	H
1954	L	0	27	A
1955	L	14	21	H
1956	L	13	27	RI

1957	L	0	13	H
1958	L	14	28	A
1959	L	20	32	H
1960	L	0	26	A
1961	W	28	20	H
1962	L	6	40	A
1963	T	10	10	H
1965W+	+	7	17	H
1967	L	23	24	A
1968	L	28	49	H
1971	L	14	34	A
1972	W	24	16	A

VIRGINIA

2023 UVA FOOTBALL

TEXAS (1-2-0)
 1977 L 0 68 A
 1995 L 16 17 A
 1996 W 37 13 H

TEXAS CHRISTIAN (1-2-0)
 1994 W 20 10 SH*
 2009 L 14 30 H
 2012 L 7 27 A
 *1994 Independence Bowl

TEXAS TECH (0-1-0)
 2007 L 28 31 JK*
 *2008 Gator Bowl

TROY (1-0-0)
 2003 W 24 0 H

TULANE (2-4-0)
 1949 L 14 28 H
 1950 L 18 42 A
 1966 L 6 20 H
 1967 W 14 10 A
 1968 W 63 47 H
 1969 L 0 31 A

UCLA (0-2-0)
 2014 L 20 28 H
 2015 L 16 34 A

VANDERBILT (7-12-2)
 1895 W 6 4 AT
 1897 T 0 0 A
 1898 W 18 0 LO
 1912 L 0 13 A
 1913 W 34 0 H
 1914 W 20 7 A
 1915 W 35 10 H
 1916 L 6 27 A
 1919 L 6 10 H
 1920 T 7 7 A
 1928 L 0 34 A
 1952 W 27 0 H
 1953 L 13 28 A
 1955 L 7 34 A
 1956 L 2 6 H
 1958 L 6 39 A
 1959 L 0 33 H
 1971 W 27 23 H
 1972 L 7 10 A
 1973 L 22 39 H
 1975 L 14 17 A

VMI (57-23-3)
 1893 W 22 0 A
 1896 W 46 0 LN
 1900 T 0 0 A
 1901 W 28 0 LN
 1904 W 17 0 H
 1906 W 4 0 H
 1907 W 18 17 H
 1909 W 32 0 H
 1910 W 28 0 H
 1911 W 22 6 H
 1912 L 0 19 H
 1913 W 38 7 H
 1915 W 44 0 H
 1916 W 20 7 H
 1919 W 7 0 H
 1920 L 6 22 H
 1921 W 14 7 A
 1922 L 0 14 H
 1923 L 0 35 H
 1924 W 13 0 A
 1925 W 18 10 H
 1926 W 14 7 A
 1927 W 13 8 H
 1928 L 0 9 A
 1929 L 7 20 H
 1930 W 13 0 A
 1931 L 3 18 H
 1932 L 4 6 A
 1933 L 12 13 H
 1934 W 17 13 A
 1935 T 0 0 H

1936 L 6 12 A
 1937 L 7 26 H
 1938 T 12 12 H
 1939 L 13 16 A
 1940 L 0 7 H
 1941 W 27 7 A
 1942 L 18 38 H
 1943 W 34 0 A
 1944 W 34 0 LN
 1945 W 40 7 LN
 1946 W 19 8 H
 1947 W 35 6 A
 1948 W 26 14 H
 1949 W 32 13 LN
 1950 W 26 13 H
 1951 W 34 14 H
 1952 W 33 14 RI
 1953 L 6 21 H
 1954 W 21 0 H
 1955 W 20 13 H
 1956 W 18 0 H
 1957 L 7 20 H
 1958 L 0 33 NF
 1959 L 12 19 LN
 1960 L 16 30 H
 1961 W 14 7 NF
 1962 W 28 6 H
 1963 W 6 0 RI
 1964 W 20 19 RI
 1965 W 14 10 H
 1966 W 38 27 H
 1967 L 13 18 H
 1968 W 47 0 H
 1969 W 28 10 RI
 1970 W 49 10 H
 1972 W 45 14 H
 1973 W 16 0 H
 1974 W 28 10 H
 1975 W 22 21 H
 1976 L 7 13 NF
 1977 L 6 30 H
 1978 L 9 17 H
 1979 W 19 0 H
 1981 W 13 10 H
 1982 W 37 6 H
 1983 W 38 10 H
 1984 W 35 7 H
 1985 W 40 15 H
 1987 W 30 0 H
 1991 W 42 0 H
 2010 W 48 7 H
 2013 W 49 0 H

VIRGINIA TECH (38-58-5)
 1895 W 38 0 H
 1896 W 44 0 H
 1899 W 28 0 H
 1900 W 17 5 H
 1901 W 16 0 A
 1902 W 6 0 H
 1903 W 21 0 RI
 1904 W 5 0 RI
 1905 L 0 11 H
 1923 L 3 6 H
 1924 W 6 0 A
 1925 W 10 0 H
 1926 L 0 6 A
 1927 W 7 0 H
 1928 L 0 20 A
 1929 L 12 32 H
 1930 L 13 34 A
 1931 T 0 0 H
 1932 L 0 13 A
 1933 T 6 6 H
 1934 L 6 19 A
 1935 T 0 0 H
 1936 L 6 7 A
 1937 L 7 14 H
 1938 W 14 6 A
 1939 L 0 13 H
 1940 L 0 6 NF
 1941 W 34 0 NF
 1942 L 14 20 NF
 1945 W 31 13 RO
 1946 T 21 21 RO
 1947 W 41 7 RO
 1948 W 28 0 RO
 1949 W 26 0 RO
 1950 W 45 6 RO
 1951 W 33 0 RO
 1952 W 42 0 RO
 1953 L 6 20 H

1954 L 0 6 RO
 1955 L 13 17 RO
 1956 L 7 14 RO
 1957 W 38 7 RI
 1958 L 13 22 RO
 1959 L 14 40 RI
 1960 L 6 40 RO
 1961 L 0 20 RO
 1962 L 15 20 RO
 1963 L 0 10 RO
 1964 W 20 17 H
 1965 L 14 22 A
 1966 L 7 24 H
 1970 W 7 0 A
 1971 L 0 6 H
 1972 W 24 20 H
 1973 L 15 27 A
 1974 W 28 27 H
 1975 L 17 24 A
 1976 L 10 14 H
 1977 T 14 14 A
 1978 W 17 7 H
 1979 W 20 18 H
 1980 L 0 30 A
 1981 L 3 20 H
 1982 L 14 21 A
 1983 L 0 48 H
 1984 W 26 23 A
 1985 L 10 28 H
 1986 L 10 42 A
 1987 W 14 13 H
 1988 W 16 10 A
 1989 W 32 25 H
 1990 L 13 38 A
 1991 W 38 0 H
 1992 W 41 38 A
 1993 L 17 20 H
 1994 W 42 23 A
 1995 L 29 36 H
 1996 L 9 26 A
 1997 W 34 20 H
 1998 W 36 32 A
 1999 L 7 31 H
 2000 L 21 42 A
 2001 L 17 31 H
 2002 L 9 21 A
 2003 W 35 21 H
 2004 L 10 24 A
 2005 L 14 52 H
 2006 L 0 17 A
 2007 L 21 33 H
 2008 L 14 17 A
 2009 L 13 42 H
 2010 L 7 37 A
 2011 L 0 38 H
 2012 L 14 17 A
 2013 L 6 16 H
 2014 L 20 24 A
 2015 L 20 23 H
 2016 L 10 52 A
 2017 L 0 10 H
 2018 L 31 34 A
 2019 W 39 30 H
 2020 L 15 33 A
 2021 L 24 29 H

WAKE FOREST (34-17-0)
 1889 W 46 4 RI
 1911 W 29 6 H
 1955 L 7 13 H
 1956 W 7 6 H
 1957 W 28 20 A
 1959 L 12 34 A
 1960 L 20 28 H
 1961 L 15 21 A
 1962 W 14 12 H
 1964 L 21 31 H
 1966 W 24 10 H
 1967 W 14 12 A
 1969 L 21 23 H
 1970 L 7 27 H
 1972 W 15 12 A
 1973 W 21 10 H
 1974 W 14 0 A
 1975 L 21 66 H
 1976 W 18 17 A
 1977 W 12 10 H
 1978 L 0 14 A
 1980 W 24 21 A
 1981 L 21 24 H
 1982 W 34 27 H
 1983 L 34 38 A

1984 W 28 9 H
 1985 W 20 18 A
 1986 W 30 28 A
 1987 W 35 21 H
 1988 W 34 14 A
 1989 W 47 28 H
 1990 W 49 14 A
 1991 W 48 7 H
 1992 W 31 17 A
 1993 W 21 9 H
 1994 W 42 6 A
 1995 W 35 17 H
 1996 W 42 7 A
 1997 W 21 13 H
 1998 W 38 17 A
 1999 W 35 7 H
 2000 W 27 10 A
 2001 L 30 34 H
 2002 W 38 34 A
 2003 W 27 24 H
 2007 W 17 16 H
 2008 L 17 28 A
 2012 L 10 16 H
 2016 L 20 27 A
 2020 L 23 40 A
 2021 L 17 37 H

WASHINGTON (0-1-0)
 1976 L 17 38 A

WASHINGTON & LEE (21-13-1)
 1890 W 46 0 A
 1900 W 28 0 H
 1901 W 28 0 H
 1902 W 16 0 H
 1903 W 16 0 H
 1904 W 17 0 H
 1907 L 5 6 H
 1922 W 22 6 A
 1923 L 0 7 A
 1924 L 7 20 H
 1925 L 0 12 A
 1926 W 30 7 H
 1927 W 13 7 A
 1928 W 20 13 H
 1929 T 13 13 A
 1930 W 21 7 H
 1931 L 0 18 A
 1932 L 0 7 H
 1933 L 0 6 A
 1934 L 0 20 H
 1935 L 0 20 A
 1936 L 0 13 H
 1937 L 6 13 A
 1938 W 13 0 H
 1939 W 7 0 A
 1940 W 20 6 H
 1941 W 27 7 H
 1942 W 34 7 A
 1947 W 32 7 H
 1948 W 41 6 A
 1949 W 27 7 H
 1950 W 26 21 RI
 1951 L 14 42 A
 1952 W 21 14 H
 1953 L 13 27 A

WASHINGTON YMCA (1-0-0)
 1893 W 20 0 H

WEST PHILADELPHIA A.C. (1-0-0)
 1894 W 64 0 H

WEST VIRGINIA (12-10-1)
 1898 L 0 6 CH
 1921 L 0 7 H
 1922 L 0 13 A
 1943 W 6 0 CH
 1944 W 24 6 CH
 1945 W 13 7 CH
 1946 W 21 0 H
 1947 W 6 0 A
 1948 W 7 0 H
 1949 W 19 14 H
 1950 W 28 21 A
 1954 L 10 14 H
 1957 T 6 6 A
 1965 W 41 0 RI

1972 L 10 48 H
 1973 L 17 42 A
 1977 L 0 13 H
 1978 L 17 20 A
 1980 L 21 45 A
 1981 L 18 32 H
 1984 W 27 7 A
 1985 W 27 7 H
 2002 W 48 22 CR*
 *2002 Continental Tire Bowl

WESTERN MICHIGAN (2-1-0)
 2003 W 59 16 A
 2005 W 31 19 H
 2006 L 10 17 H

WILLIAM & MARY (31-6-1)
 1908 W 11 0 H
 1909 W 30 0 H
 1910 W 10 0 H
 1911 W 81 0 H
 1912 W 60 0 H
 1920 W 27 0 H
 1935 T 0 0 A
 1936 W 7 0 NF
 1937 W 6 0 H
 1938 W 34 0 H
 1939 W 26 6 NF
 1940 L 6 13 A
 1950 W 13 0 H
 1951 W 46 0 H
 1952 W 20 13 A
 1959 L 0 37 H
 1960 L 21 41 NF
 1961 W 21 6 H
 1962 W 19 7 A
 1963 W 9 7 H
 1964 W 14 13 A
 1969 W 28 15 A
 1970 W 33 6 H
 1974 W 38 28 H
 1976 L 0 14 H
 1986 L 37 41 H
 1988 W 31 23 H
 1989 W 24 12 H
 1990 W 63 35 H
 1992 W 33 7 H
 1994 W 37 3 H
 1995 W 40 16 H
 2009 L 14 26 H
 2011 W 40 3 H
 2015 W 35 29 H
 2017 W 28 10 H
 2019 W 30 52 H
 2021 W 43 0 H

WISCONSIN (0-1-0)
 2001 L 17 26 A

WYOMING (1-1-0)
 2006 W 13 12 H ot
 2007 L 3 23 A

YALE (2-3-1)
 1914 L 0 21 A
 1915 W 10 0 A
 1916 L 3 61 A
 1940 W 19 14 A
 1941 L 19 21 A
 1944 T 6 6 A



ALL-TIME SCORES

+ Early UVA teams probably coached by student managers and team captains.
(T) Thanksgiving

1888 (2-1-0)

Coach: Unknown +
Captain: Francklyn A. Meacham
N20 Pantops Academy H W 20 0
N24 Episcopal H.S. H W 16 0
D8 Johns Hopkins H L 0 26

1889 (4-2-0)

Coach: Unknown +
Captain: Sidney M. Neely
O8 Pantops Academy H W 44 0
O15 Georgetown H W 32 0
O22 Johns Hopkins H W 58 0
O29 Lehigh H L 12 24
N6 Wake Forest N W 46 4
N20 Navy A L 12 22
N-Richmond, Va.

1890 (5-2-0)

Coach: Unknown +
Captain: William W. Daggett
N10 Dickinson N1 W 12 0
O27 Pennsylvania N2 L 0 72
O28 Princeton N2 L 0 115
N10 Lafayette H W 20 6
N24 Randolph-Macon H W 136 0
N26 Washington & Lee A W 46 0
N29 Duke N3 W 10 4
N1, Washington, D.C.; N2, Baltimore, Md.; N3, Richmond, Va.

1891 (2-1-2)

Coach: Unknown +
Captain: Oliver W. Catchings
N14 St. John's H W 34 0
N16 Schuylkill Navy H T 16 16
N21 Lafayette H T 6 6
N23 Princeton JV H W 12 0
N28 Duke N L 0 20
N-Richmond, Va.

1892 (3-2-1)

Coach: Unknown +
Captain: Richard S. Thomas, Jr.
O11 Pennsylvania H L 0 32
O22 North Carolina H W 30 18
O29 Sewanee N1 W 30 0
N16 Georgetown H T 4 4
N24 Duke N2 W 46 4
N26 North Carolina N2 L 0 26
N1, Richmond, Va.; N2, Atlanta, Ga.

1893 (8-3-0)

Coach: John Poe
Captain: John A. Penton
O7 Richmond H W 34 4
O14 Penn State H L 0 6
O19 Washington YMCA H W 20 0
O21 Navy A L 0 28
O28 Johns Hopkins H W 28 12
N4 Georgetown H L 24 28
N11 Duke N1 W 30 0
N18 Georgetown A W 58 0
N22 Navy A W 12 0
N25 VMI A W 22 0
N30 North Carolina (T) N2 W 16 0
N1, Lynchburg, Va. N2, Richmond, Va.

1894 (8-2-0)

Coach: John Poe
Captain: John A. Penton
O2 Richmond H W 48 0
O6 Baltimore City Coll. H W 36 0
O15 Princeton N1 L 0 12
O18 Richmond A W 28 0
O20 Johns Hopkins H W 76 0
O26 Pennsylvania N2 L 6 14
N3 Rutgers H W 20 4
N13 Ft. Monroe H W 102 0
N20 W. Philadelphia AC H W 64 0
N29 North Carolina (T) N3 W 34 0
N1, Baltimore, Md.; N2, Washington, D.C.; N3, Richmond, Va.

1895 (9-2-0)

Coach: Harry Mackey
Captain: John A. Penton
O2 Miller School H W 30 0
O5 Virginia Tech H W 38 0
O9 Princeton N1 L 0 36
O12 Maryland A.C. H W 20 0
O19 Pennsylvania A L 0 54
O26 Gallaudet H W 16 6
O29 Roanoke H W 14 0
N11 St. Albans H W 14 4
N12 Richmond H W 62 0
N16 Vanderbilt N2 W 6 4
N28 North Carolina (T) N3 W 6 0
N1, Baltimore, Md.; N2, Atlanta, Ga.; N3, Richmond, Va.

1896 (7-2-2)

Coach: Martin Bergen
Captain: Paul Lee Cocke
O3 Hampton Athletic Club H T 10 10
O10 Miller School H W 26 2
O14 Pennsylvania A L 0 20
O17 St. John's H W 48 0
O21 Princeton A L 0 48
O31 Virginia Tech H W 44 0
N2 St. Albans H W 6 0
N11 VMI N1 W 46 0
N14 Hampton A.C. A T 6 6
N21 Gallaudet H W 6 0
N26 North Carolina (T) N2 W 46 0
N1, Lynchburg, Va.; N2, Richmond, Va.

1897 (6-2-1)

Coach: Martin Bergen
Captain: James Morrison
O2 Franklin & Marshall H W 38 0
O9 St. Albans H W 14 0
O13 Pennsylvania A L 0 42
O30 Georgia N1 W 17 4
N6 Gallaudet H W 20 4
N13 Navy A L 0 4
N18 George Washington H W 10 0
N25 North Carolina N2 W 12 0
D6 Vanderbilt (T) A T 0 0
N1, Atlanta, Ga.; N2, Richmond, Va.

1898 (6-5-0)

Coach: Joseph Massie
Captain: Harris T. Collier
O1 St. Albans H W 16 0
O12 Pennsylvania A L 0 40
O15 Gallaudet H W 16 0
O29 George Washington H W 47 0
N2 Princeton A L 0 12
N5 Md. Medical Col. H W 6 0
N8 Georgetown A W 12 0
N12 Vanderbilt N1 W 18 0
N14 West Virginia N2 L 0 6
N19 Navy H L 0 6
N24 North Carolina (T) N3 L 2 6
N1, Louisville, Ky.; N2, Charleston, W.Va.; N3, Richmond, Va.

1899 (4-3-2)

Coach: Archie Hoxton
Captain: Harry T. Summersgill
S30 St. Albans H W 10 0
O7 Episcopal High H W 33 6
O11 Pennsylvania A L 6 33
O14 Md. Medical Col. H T 0 0
O21 Gallaudet H L 5 11
N4 Michigan N1 L 0 38
N11 Virginia Tech H W 28 0
N18 Georgetown A T 0 0
N30 Lehigh (T) N2 W 10 0
N1, Detroit, Mich.; N2, Richmond, Va.

1900 (7-2-1)

Coach: Archie Hoxton
Captain: John E. Loyd
O5 Washington & Lee H W 28 0
O10 Richmond H W 51 0
O13 Carlisle N1 L 2 17
O20 Johns Hopkins H W 20 0
O24 VMI A T 0 0
N10 Gallaudet H W 34 0
N14 Virginia Tech H W 17 5
N17 Georgetown A L 0 10
N24 North Carolina N2 W 17 0
N29 Sewanee (T) N3 W 17 5
N1, Washington, D.C.; N2, Norfolk, Va.; N3, Richmond, Va.

1901 (8-2-0)

Coach: Wesley Abbott
Captain: Robert M. Coleman
O2 Washington & Lee H W 28 0
O5 Roanoke H W 68 0
O9 St. Albans H W 39 0
O12 Gallaudet H W 24 0
O16 Pennsylvania A L 5 20
O26 Virginia Tech A W 16 0
N11 VMI N1 W 28 0
N16 Georgetown A L 16 17
N23 North Carolina N2 W 23 6
N28 Sewanee (T) N3 W 23 5
N1, Lynchburg, Va.; N2, Norfolk, Va.; N3, Richmond, Va.

1902 (8-1-1)

Coach: John DeSaulles
Captain: H. Dorsey Waters
S30 Washington & Lee H W 16 0
O4 St. Albans H W 15 0
O18 Nashville A W 27 0
O20 Kentucky A W 12 0
O25 St. John's H W 22 0
N1 Davidson H W 35 0
N8 Lehigh N1 L 6 34
N15 Virginia Tech H W 6 0
N22 Carlisle N2 W 6 5
N27 North Carolina (T) N3 T 12 12
N1, Washington, D.C.; N2, Norfolk, Va.; N3, Richmond, Va.

1903 (7-2-1)

Coach: Gresham Poe
Captain: I. Branch Johnson
S26 St. Albans H W 16 0
S30 Randolph-Macon H W 37 0
O3 Washington & Lee H W 16 0
O10 Navy A L 5 6
O17 Kentucky H W 6 0
O24 Virginia Tech N1 W 21 0
O31 Davidson A W 22 0
N7 St. John's H W 48 6
N21 Carlisle N2 T 6 6
N26 North Carolina (T) N3 L 0 16
N1, Richmond, Va.; N2, Norfolk, Va.; N3, Richmond, Va.

1904 (6-3-0)

Coach: Foster Sanford
Captain: Walter W. Council
S24 Randolph-Macon H W 16 0
S28 Washington & Lee H W 17 0
O1 Pennsylvania A L 0 24
O15 N.C. State H W 5 0
O22 VMI H W 17 0
O29 Carlisle N2 L 6 14
N5 Virginia Tech N1 W 5 0
N12 Navy H L 0 5
N24 North Carolina (T) N3 W 12 11
N1, Richmond, Va.; N2, Norfolk, Va.; N3, Richmond, Va.

1905 (5-4-0)

Coach: William Cole
Captain: Merritt T. Cooke
S27 Randolph-Macon H W 59 0
S30 St. John's H W 30 5
O7 N.C. State H W 10 0
O14 Carlisle N1 L 0 12
O21 Bucknell N2 W 15 11
N4 Virginia Tech H L 0 11
N11 George Washington N3 W 55 0
N18 Navy A L 0 22
N30 North Carolina (T) N2 L 0 17
N1, Richmond, Va.; N2, Norfolk, Va.; N3, Washington, D.C.

1906 (7-2-2)

Coach: William Cole
Captain: Edward Hammond Johnson
S29 St. John's H W 11 0
O3 Richmond H W 22 0
O6 N.C. State H T 0 0
O10 Randolph-Macon H W 38 0
O13 Hampden-Sydney H W 38 5
O20 VMI H W 4 0
O27 Richmond H W 12 6
N3 Bucknell N1 L 5 12
N10 Georgetown A W 12 0
N17 George Washington A T 0 0
N29 Carlisle (T) N2 L 17 18
N1, Richmond, Va.; N2, Norfolk, Va.

1907 (6-3-1)

Coach: Edward Hammond Johnson
Captain: John H. Neff
S27 Davidson H T 5 5
O2 Richmond H W 38 0
O5 St. John's H W 22 4
O12 Gallaudet H W 40 0
O19 VMI H W 18 17
O26 North Carolina N1 W 9 4
N2 Sewanee N2 L 0 12
N9 Washington & Lee H L 5 6
N16 Georgetown A W 28 6
N28 N.C. State (T) N3 L 4 10
N1, Richmond, Va.; N2, Norfolk, Va.; N3, Norfolk, Va.

1908 (7-0-1)

Coach: M.T. Cooke
Captain: William C. Glotch
S26 William & Mary H W 11 0
S30 St. John's H W 18 9
O3 Randolph-Macon H W 22 0
O9 Davidson H W 12 0
O17 Sewanee N1 T 0 0
O31 N.C. State N2 W 6 0
N14 Georgetown A W 6 0
N26 North Carolina (T) N3 W 31 0
N1, Norfolk, Va.; N2, Norfolk, Va.; N3, Richmond, Va.



Led by center Bull Early, captain John Penton and back Mack Pope, the 1893 Cavaliers defeated North Carolina 16-0 and were declared "Champions of the South."

1909 (7-1-0)
Coach: John Neff
Captains: B.R. Cecil, Kemper W. Yancey

S25	William and Mary	H	W	30	0
S29	Hampden-Sydney	H	W	37	0
O1	Davidson	H	W	11	0
O9	St. John's	H	W	12	0
O16	Lehigh	N	L	7	11
O23	Navy	A	W	5	0
N6	VMI	H	W	32	0
N13	Georgetown	A	W	21	0

N-Norfolk, Va.

1910 (6-2-0)
Coach: Charles Crawford
Captain: Horace Geyer, Jr.

S24	William & Mary	H	W	10	0
O1	Randolph-Macon	H	W	17	0
O8	Roanoke	H	W	21	0
O15	St. John's	H	W	29	0
O22	VMI	H	W	28	0
N5	Carlisle	N1	L	5	22
N12	Georgetown	A	L	0	15
N24	North Carolina (T)	N2	W	7	0

N1, Washington, D.C.; N2, Richmond, Va.

1911 (8-2-0)
Coach: Kemper Yancey
Captains: Joseph H. Wood, Hedley M. Bowen

S23	Hampden-Sydney	H	W	23	0
S30	William & Mary	H	W	81	0
O7	Randolph-Macon	H	W	31	0
O14	Swarthmore	H	L	8	9
O21	St. John's	H	W	6	0
O28	VMI	H	W	22	6
N4	Wake Forest	H	W	29	6
N11	Johns Hopkins	A	W	34	0
N18	Georgetown	A	L	0	9
N30	North Carolina (T)	N	W	28	0

N-Richmond, Va.

1912 (6-3-0)
Coach: Speed Elliott
Captain: T. Hardy Todd

S28	William & Mary	H	W	60	0
O5	Randolph-Macon	H	W	45	0
O12	Hampden-Sydney	H	W	10	0
O14	South Carolina	H	W	19	0
O19	VMI	H	L	0	19
O24	Norfolk Blues	H	W	7	0
N2	Vanderbilt	A	L	0	13
N16	Georgetown	A	L	13	16
N28	North Carolina (T)	N	W	66	0

N-Richmond, Va.

1913 (7-1-0)
Coach: Rice Warren
Captain: Aubrey L. Carter

S27	Randolph-Macon	H	W	40	0
O4	South Carolina	H	W	54	0
O11	Hampden-Sydney	H	W	53	0
O18	VMI	H	W	38	7
O25	Georgia	N1	W	13	6
N1	Vanderbilt	H	W	34	0
N15	Georgetown	A	L	7	8
N27	North Carolina (T)	N2	W	26	7

N1, Atlanta, Ga.; N2, Richmond, Va.

1914 (8-1-0)
Coach: Joseph Wood
Captain: Eugene N. Mayer

S26	Randolph-Macon	H	W	39	0
O3	Yale	A	L	0	21
O10	Richmond	H	W	62	0
O17	South Carolina	H	W	49	7
O24	Georgia	H	W	28	0
O31	Vanderbilt	A	W	20	7
N7	St. John's	H	W	88	0
N14	Swarthmore	A	W	47	0
N26	North Carolina (T)	N	W	20	3

N-Richmond, Va.

1915 (8-1-0)
Coach: Harry Varner
Captain: H.W. Coleman

S25	Randolph-Macon	H	W	20	0
O2	Yale	A	W	10	0
O9	Richmond	H	W	74	0
O16	Harvard	A	L	0	9
O23	Georgia	A	W	9	7
O30	VMI	H	W	44	0
N6	Vanderbilt	H	W	35	10
N13	South Carolina	A	W	13	0
N25	North Carolina (T)	N	W	14	0

N-Richmond, Va.

1916 (4-5-0)
Coach: Peyton Evans
Captain: Harold A. Sparr

S30	Davidson	H	W	14	0
O7	Yale	A	L	3	61
O14	Richmond	H	W	21	0
O21	Georgia	H	L	7	13
O28	Vanderbilt	A	L	6	27
N4	Harvard	A	L	0	51
N11	South Carolina	H	W	35	6
N18	VMI	H	W	20	7
N30	North Carolina (T)	N	L	0	7

N-Richmond, Va.

-Virginia did not field an intercollegiate varsity football team in 1917 and 1918 during the first World War.

1919 (2-5-2)
Coach: Harris Coleman
Captain: John V. Ray

S27	Randolph-Macon	H	W	12	2
O4	Richmond	H	T	0	0
O11	Maryland	H	L	0	13
O18	VMI	H	W	7	0
O25	Harvard	A	L	0	47
N1	Centre	H	L	7	49
N8	Georgia	A	T	7	7
N15	Vanderbilt	H	L	6	10
N27	North Carolina (T)	A	L	0	6

1920 (5-2-2)
Coach: Rice Warren
Captain: A. Hewson Michie

S25	William & Mary	H	W	27	0
O2	Randolph-Macon	H	W	65	0
O9	VMI	H	L	6	22
O16	Johns Hopkins	A	W	14	0
O23	Rutgers	A	W	7	0
O30	Harvard	A	L	0	24
N6	Georgia	H	T	0	0
N13	Vanderbilt	A	T	7	7
N25	North Carolina (T)	H	W	14	0

1921 (5-4-0)
Coach: Rice Warren
Captain: Hollis Rinehart, Jr.

S24	Davidson	H	W	28	0
O1	George Washington	H	W	28	0
O8	Richmond	H	W	14	0
O15	VMI	A	W	14	7
O22	Johns Hopkins	H	W	14	7
O29	Princeton	A	L	0	34
N5	Georgia	A	L	0	21
N12	West Virginia	H	L	0	7
N24	North Carolina (T)	A	L	3	7

1922 (4-4-1)
Coach: Thomas J. Campbell
Captain: Thomas S. Hall

S30	George Washington	H	W	34	0
O7	Princeton	A	L	0	5
O14	Richmond	H	W	14	6
O21	VMI	H	L	0	14
O28	Johns Hopkins	A	W	19	0
N4	Washington & Lee	H	W	22	6
N11	Georgia	A	T	6	6
N18	West Virginia	A	L	0	13
N30	North Carolina (T)	H	L	7	10



1923 (3-5-1)

Coach: Earle Neale
Captain: Staige D. Blackford
S29 Furman H L 10 13
06 Richmond H W 9 0
013 St. John's H W 32 7
020 VMI H L 0 35
027 Duke H W 33 0
N3 Washington & Lee A L 0 7
N10 Georgia A L 0 13
N17 Virginia Tech H L 3 6
N29 North Carolina (T) A T 0 0

1924 (5-4-0)

Coach: Earle Neale
Captain: Samuel W. Maphis
S27 Hampden-Sydney H W 13 9
04 Harvard A L 0 14
011 Randolph-Macon H W 26 6
018 VMI A W 13 0
025 Pennsylvania A L 0 27
N1 Washington & Lee H L 7 20
N8 Georgia H L 0 7
N15 Virginia Tech A W 6 0
N27 North Carolina (T) H W 7 0

1925 (7-1-1)

Coach: Earle Neale
Captain: A.C. Carter Diffey
S26 Hampden-Sydney H W 40 0
03 Georgia A W 7 6
010 Richmond H W 19 0
017 VMI H W 18 10
024 Maryland H W 6 0
N7 Washington & Lee A L 0 12
N14 Virginia Tech H W 10 0
N17 Randolph-Macon H W 41 0
N26 North Carolina (T) A T 3 3

1926 (6-2-2)

Coach: Earle Neale
Captain: Charles M. Mackall
S25 Hampden-Sydney H T 0 0
02 Georgia H L 7 27
09 Lynchburg H W 38 0
016 VMI A W 14 7
023 Virginia Tech A L 0 6
030 South Carolina A W 6 0
N6 Washington & Lee H W 30 7
N13 Maryland A T 6 6
N20 Randolph-Macon H W 57 0
N25 North Carolina (T) H W 3 0

1927 (5-4-0)

Coach: Earle Neale
Captain: Bickerton Winston Cardwell
S24 Hampden-Sydney H W 38 6
01 Georgia A L 0 32
08 South Carolina H L 12 13
015 VMI H W 13 8
022 Virginia Tech H W 7 0
029 Tennessee A L 0 42
N5 Washington & Lee A W 13 7
N12 Maryland H W 21 0
N24 North Carolina (T) A L 13 14

1928 (2-6-1)

Coach: Earle Neale
Captain: William C. Luke
S29 Randolph-Macon H W 66 0
06 South Carolina H L 13 24
013 Princeton A T 0 0
020 VMI A L 0 9
027 Vanderbilt A L 0 34
N3 Washington & Lee H W 20 13
N10 Virginia Tech A L 0 20
N17 Maryland A L 2 18
N29 North Carolina (T) H L 20 24

1929 (4-3-2)

Coach: Earl Abell
Captain: John K. Sloan
S28 Randolph-Macon H W 27 6
05 South Carolina A W 6 0
012 Swarthmore H W 12 7
019 VMI H L 7 20
026 St. John's H W 32 7
N2 Maryland A T 13 13
N9 Virginia Tech H L 12 32
N16 Washington & Lee A T 13 13
N28 North Carolina (T) A L 7 41

1930 (4-6-0)

Coach: Earl Abell
Captain: Hunter C. Motley
S20 Roanoke H W 37 0
S27 Randolph-Macon H W 48 0
04 Duke A L 0 32
011 Pennsylvania A L 6 40
018 VMI A W 13 0
025 Kentucky A L 0 47
N1 Maryland H L 6 14
N8 Virginia Tech A L 13 34
N15 Washington & Lee H W 21 7
N27 North Carolina (T) H L 0 41

1931 (1-7-2)

Coach: Fred Dawson
Captain: William T. Thomas
S19 Roanoke H W 18 0
S26 Randolph-Macon H T 7 7
03 Maryland A L 6 7
010 Sewanee H L 0 3
015 VMI H L 3 18
024 Washington & Lee A L 0 18
031 Harvard A L 0 19
N7 Columbia A L 0 27
N14 Virginia Tech H T 0 0
N26 North Carolina (T) A L 6 13

1932 (5-4-0)

Coach: Fred Dawson
Captain: Lewis G. Reiss
S24 Hampden-Sydney H W 32 0
01 Maryland H W 7 6
08 Roanoke H W 12 0
015 Columbia A L 6 22
022 VMI A L 4 6
029 St. John's H W 20 6
N5 Washington & Lee H L 0 7
N12 Virginia Tech A L 0 13
N24 North Carolina (T) H W 14 7

1933 (2-6-2)

Coach: Fred Dawson
Captain: Raye A. Burger
S23 Hampden-Sydney H T 7 7
S30 Randolph-Macon H W 39 0
07 Ohio State A L 0 75
014 Columbia A L 6 15
021 Navy A L 7 13
028 VMI H L 12 13
N4 Maryland H W 6 0
N11 Washington & Lee A L 0 6
N18 Virginia Tech H T 6 6
N30 North Carolina (T) A L 0 14

1934 (3-6-0)

Coach: Gus Tebell
Captain: Thomas G. Johnson
S29 Hampden-Sydney H W 8 0
06 Navy N L 6 21
013 St. John's H W 27 6
020 Dartmouth A L 0 27
027 VMI A W 17 13
N3 Maryland A L 0 20
N10 Washington & Lee H L 0 20
N17 Virginia Tech A L 6 19
N29 North Carolina (T) H L 6 25
N-Washington, D.C.

1935 (1-5-4)

Coach: Gus Tebell
Captain: John W. Leys
S21 William & Mary A T 0 0
S28 Hampden-Sydney H L 7 12
05 Davidson H T 0 0
010 Navy A L 7 26
019 St. John's H W 18 0
026 VMI H T 0 0
N2 Maryland H L 7 14
N9 Washington & Lee A L 0 20
N16 Virginia Tech H T 0 0
N28 North Carolina (T) A L 0 61

1936 (2-7-0)

Coach: Gus Tebell
Captains: Leonard Trell, Harry Martin
S26 Hampden-Sydney H W 26 10
03 William & Mary N W 7 0
010 Navy A L 14 35
017 Maryland H L 0 21
024 Washington & Lee H L 0 13
031 VMI A L 6 12
N7 Harvard A L 0 65
N14 Virginia Tech A L 6 7
N26 North Carolina (T) H L 14 59
N-Norfolk, Va.

1937 (2-7-0)

Coach: Frank Murray
Captain: William R. Weeks, II; Stephen R. Davenport
S25 Hampden-Sydney H W 13 7
02 Princeton A L 0 26
09 Navy A L 13 40
016 Maryland H L 0 3
023 VMI H L 7 26
030 William & Mary H W 6 0
N6 Washington & Lee A L 6 13
N13 Virginia Tech H L 7 14
N25 North Carolina #19 (T) A L 0 40

1938 (4-4-1)

Coach: Frank Murray
Captain: John W. Acree
S24 VMI H T 12 12
01 Washington & Lee H W 13 0
08 Navy A L 0 33
015 Virginia Tech A W 14 6
022 Maryland A W 27 19
029 William & Mary H W 34 0
N5 Columbia A L 0 39
N12 Harvard A L 13 40
N24 North Carolina (T) H L 0 20

1939 (5-4-0)

Coach: Frank Murray
Captains: James T. Gillette, Jr.; Harry C. McClaugherty
S23 Hampden-Sydney H W 26 0
07 Navy A L 12 14
014 Maryland H W 12 7
021 VMI A L 13 16
028 William & Mary N W 26 6
N4 Chicago H W 47 0
N10 Washington & Lee A W 7 0
N18 Virginia Tech H L 0 13
N30 No. Carolina #16 (T) A L 0 19
N-Norfolk, Va.

1940 (4-5-0)

Coach: Frank Murray
Captain: Lee M. McLaughlin
S28 Lehigh H W 32 0
05 Yale A W 19 14
012 Maryland A W 19 6
019 VMI H L 0 7
026 William & Mary A L 6 13
N2 Virginia Tech N L 0 6
N9 Washington & Lee H W 20 6
N16 Tennessee #5 A L 14 41
N23 North Carolina H L 7 10
N-Norfolk, Va.

1941 (8-1-0)

Coach: Frank Murray
Captain: William M. Dudley
S20 Hampden-Sydney H W 41 0
S27 Lafayette H W 25 0
04 Yale A L 19 21
011 Richmond H W 44 0
018 VMI A W 27 7
N1 Virginia Tech N W 34 0
N8 Washington & Lee H W 27 7
N15 Lehigh H W 34 0
N20 North Carolina (T) A W 28 7
N-Norfolk, Va.

1942 (2-6-1)

Coach: Frank Murray
Captain: William M. Hill
S26 Hampden-Sydney H W 12 0
03 Navy A L 0 35
010 VMI H L 18 38
017 Richmond A T 7 7
024 Lafayette A L 13 19
031 Virginia Tech N L 14 20
N7 Washington & Lee A W 34 7
N14 Maryland H L 12 27
N21 North Carolina H L 13 28
N-Norfolk, Va.

1943 (3-4-1)

Coach: Frank Murray
Captains: Richard S. Cofer, Robert D. Seiler
S25 Richmond Air Base H T 7 7
02 West Virginia N W 6 0
09 Richmond H L 7 16
023 Apprentice School A L 6 7
030 VMI A W 34 0
N6 Maryland H W 39 0
N13 Duke #7 A L 0 49
N27 North Carolina A L 7 54
N-Charleston, W.Va.

1944 (6-1-2)

Coach: Frank Murray
Captain: James T. Fahey
S23 Hampden-Sydney H W 37 0
S30 N.C. State N1 L 0 13
07 West Virginia N2 W 24 6
014 N.C. Pre-Flight #2 H T 13 13
028 VMI N3 W 34 0
N4 Maryland N4 W 18 7
N11 Richmond A W 39 0
N25 Yale A T 6 6
D2 North Carolina N5 W 26 7
N1, Norfolk, Va.; N2, Charleston, W.Va.; N3, Lynchburg, Va.; N4, Washington, D.C.; N5, Norfolk, Va.

1945 (7-2-0)

Coach: Frank Murray
Captains: James H. Walker, John P. Duda
S22 Coast Guard H W 39 0
S29 N.C. State N1 W 26 6
06 VMI N2 W 40 7
027 Virginia Tech N3 W 31 13
N3 West Virginia N4 W 13 7
N10#15 Richmond H W 45 0
N17#13 Oceana NAS H W 40 0
N24#13 Maryland N5 L 13 19
D1 #20 North Carolina A L 18 27
N1, Norfolk, Va.; N2, Lynchburg, Va.; N3, Roanoke, Va.; N4, Charleston, W.Va.; N5, Washington, D.C.
Note: UVA ranked in AP poll (No. 20) on Oct. 8.

1946 (4-4-1)

Coach: Art Guepe
Captain: H. Lockwood Frizzell
S28 Hampden-Sydney H W 71 0
05 Virginia Tech N T 21 21
012 VMI H W 19 8
019 Pennsylvania #6 A L 0 40
N2 Richmond A L 7 19
N9 Princeton A W 20 6
N16 N.C. State A L 7 27
N23 West Virginia H W 21 0
N30 North Carolina #11 H L 14 49
N-Roanoke, Va.

1947 (7-3-0)

Coach: Art Guepe
Captain: H. Lockwood Frizzell
 S27 George Washington H W 33 13
 04 Virginia Tech N1 W 41 7
 011 Harvard H W 47 0
 018#16 Washington & Lee H W 32 7
 025#13 VMI A W 35 6
 N1 #12 Richmond H W 34 0
 N8 #10 Pennsylvania #4 A L 7 19
 N15#15 West Virginia A W 6 0
 N22#16 N.C. State H L 2 7
 N29 North Carolina #10 A L 7 40
 N1, Roanoke, Va.

1948 (5-3-1)

Coach: Art Guepe
Captain: Joseph McCary
 S25 Miami (Ohio) H T 14 14
 02 Virginia Tech N W 28 0
 09 George Washington H L 12 20
 016 Washington & Lee A W 41 6
 023 VMI H W 26 14
 030 Princeton A L 14 55
 N6 N.C. State A W 21 14
 N13 West Virginia H W 7 0
 N27 North Carolina #4 H L 12 34
 N-Roanoke, Va.

1949 (7-2-0)

Coach: Art Guepe
Captain: John Thomas
 S24 George Washington H W 27 13
 01 Miami (Ohio) H W 21 18
 08 Virginia Tech N1 W 26 0
 015 Washington & Lee H W 27 7
 022 VMI N2 W 32 13
 029 West Virginia H W 19 14
 N5 #19 Pennsylvania #20t A W 26 14
 N19 #9 Tulane #19t H L 14 28
 N26 North Carolina #19 A L 7 14
 N1, Roanoke, Va.; N2, Lynchburg, Va.

1950 (8-2-0)

Coach: Art Guepe
Captains: Robert C. Weir, John Papit
 S23 George Washington H W 19 0
 S30 Pennsylvania A L 7 21
 07 Virginia Tech N1 W 45 6
 014 Washington & Lee N2 W 26 21
 021 VMI H W 26 13
 028 West Virginia A W 28 21
 N4 Citadel A W 34 14
 N11 William & Mary H W 13 0
 N18 Tulane A L 18 42
 D2 North Carolina H W 44 13
 N1, Roanoke, Va.; N2, Richmond, Va.

1951 (8-1-0)

Coach: Art Guepe
Captain: Joseph Palumbo
 S29 George Washington H W 20 0
 06 Virginia Tech N W 33 0
 013 Washington & Lee A L 14 42
 020 VMI H W 34 14
 027 Duke A W 30 7
 N3 Citadel H W 39 0
 N10 North Carolina H W 34 14
 N17 South Carolina H W 28 27
 N24#15 William & Mary H W 46 0
 N-Roanoke, Va.

Note: Virginia ranked No. 13 in final AP poll.

1952 (8-2-0)

Coach: Art Guepe
Captain: William H. Chisholm
 S27 Vanderbilt H W 27 0
 04 #16 Virginia Tech N1 W 42 0
 011#15 George Washington H W 50 0
 018#11 VMI N2 W 33 14
 025 #9 Duke #6 H L 7 21
 N1 #16 South Carolina N3 L 14 21
 N8 North Carolina A W 34 7
 N15 Richmond H W 49 0
 N22 Washington & Lee H W 21 14
 N29#20 William & Mary A W 20 13
 N1, Roanoke, Va.; N2, Richmond, Va.; N3, Norfolk, Va.

1953 (1-8-0)

Coach: Ned McDonald
Captains: Robert Potter, Joseph Mehalick
 S26 Virginia Tech H L 6 20
 03 South Carolina H L 0 19
 010 George Washington N1 W 24 20
 017 VMI H L 6 21
 024 Vanderbilt A L 13 28
 031 Duke #13 N2 L 6 48
 N7 Pittsburgh H L 0 26
 N14 Washington & Lee A L 13 27
 N21 North Carolina H L 7 33
 N1, Alexandria, Va.; N2, Norfolk, Va.

1954 (3-6-0; 0-2 ACC, 7th)

Coach: Ned McDonald
Captain: Henry Strempek
 S25 Lehigh H W 27 21
 02 George Washington H W 14 13
 09 Penn State #12 A L 7 34
 016 VMI H W 21 0
 023 Virginia Tech #14 N L 0 6
 030 Army #9 A L 20 21
 N13 South Carolina A L 0 27
 N20 North Carolina H L 14 26
 N27 West Virginia #12 H L 10 14
 N-Roanoke, Va.

1955 (1-9-0; 0-4 ACC, 8th)

Coach: Ned McDonald
Captain: John J. Polzer
 S24 Clemson H L 7 20
 01 George Washington H L 0 13
 08 Penn State N1 L 7 26
 015 VMI H W 20 13
 022 Virginia Tech N2 L 13 17
 029 Vanderbilt A L 7 34
 N5 Pittsburgh A L 7 18
 N12 Wake Forest H L 7 13
 N19 North Carolina A L 14 26
 N26 South Carolina H L 14 21
 N1, Richmond, Va.; N2, Roanoke, Va.

1956 (4-6-0; 1-4 ACC, 8th)

Coach: Ben Martin
Captain: Henry W. Jordan
 S22 VMI H W 18 0
 S29 Duke H L 7 40
 06 Wake Forest H W 7 6
 013 South Carolina #20t N1 L 13 27
 020 Lehigh A W 24 12
 027 Virginia Tech #16 N2 L 7 14
 N3 Vanderbilt H L 2 6
 N10 North Carolina H *W 7 21
 N17 Navy #15 N3 L 7 34
 N24 Clemson A L 0 7
 * Forfeit
 N1, Richmond, Va.; N2, Roanoke, Va.; N3, Baltimore

1957 (3-6-1; 2-4 ACC, 6th)

Coach: Ben Martin
Captain: James A. H. Bakhtiar
 S21 West Virginia A T 6 6
 S28 Duke #7 A L 0 40
 05 Wake Forest A W 28 20
 012 Clemson H L 6 20
 019 Virginia Tech N W 38 7
 026 Army #9 H L 12 20
 N2 VMI H L 7 20
 N16 South Carolina H L 0 13
 N23 Maryland A L 0 12
 N30 North Carolina A W 20 13
 N-Richmond, Va.

1958 (1-9-0; 1-5 ACC, 8th)

Coach: Richard Voris
Captains: Reece Whitley, Frank L. Call
 S20 Clemson #18 A L 15 20
 S27 Duke H W 15 12
 04 N.C. State H L 14 26
 011 Virginia Tech N1 L 13 22
 018 Army #1 A L 6 35
 025 Vanderbilt A L 6 39
 N1 VMI N2 L 0 33
 N8 North Carolina #15 H L 0 42
 N15 South Carolina A L 14 28
 N22 Maryland H L 6 44
 N1, Roanoke, Va.; N2, Norfolk, Va.

1959 (0-10-0; 0-5 ACC, 8th)

Coach: Richard Voris
Captain: Robert Edwards
 S19 William & Mary H L 0 37
 S26 Clemson #5 H L 0 47
 03 Florida #19 A L 10 55
 010 VMI N1 L 12 19
 017 Virginia Tech N2 L 14 40
 024 Vanderbilt H L 0 33
 031 Wake Forest A L 12 34
 N7 South Carolina H L 20 32
 N14 North Carolina A L 0 41
 N21 Maryland A L 12 55
 N1, Lynchburg, Va.; N2, Richmond, Va.

1960 (0-10-0; 0-6 ACC, 6th)

Coach: Richard Voris
Captains: John K. Marlow, Fred Shepherd, Louis Martig
 S24 William & Mary N1 L 21 41
 01 N.C. State A L 7 26
 08 Clemson #8 A L 7 21
 015 VMI H L 16 30
 022 Virginia Tech N2 L 6 40
 029 Wake Forest H L 20 28
 N12 Navy #8 A L 6 41
 N19 Maryland H L 12 44
 N26 North Carolina H L 8 35
 D3 South Carolina A L 0 26
 N1, Norfolk, Va.; N2, Roanoke, Va.

1961 (4-6-0; 2-4 ACC, 8th)

Coach: Bill Elias
Captains: Louis Martig, Ronald Gassert
 S23 William & Mary H W 21 6
 S30 Duke N1 L 0 42
 07 N.C. State H L 14 21
 014 VMI N2 W 14 7
 021 Virginia Tech N3 L 0 20
 028 Wake Forest A L 15 21
 N4 South Carolina H W 28 20
 N18 Navy A L 3 13
 N25 Maryland H W 28 16
 D2 North Carolina A L 0 24
 N1, Richmond, Va.; N2, Norfolk, Va.; N3, Roanoke, Va.

1962 (5-5-0; 1-4 ACC, 7th)

Coach: Bill Elias
Captains: Gary Cuozzo, Carl Kuhn, Dave Graham
 S22 William & Mary H W 19 7
 06 Virginia Tech N L 15 20
 013 VMI H W 28 6
 020 Wake Forest H W 14 12
 027 Davidson H W 34 7
 N3 South Carolina A L 6 40
 N10 North Carolina H L 7 11
 N17 N.C. State A L 12 24
 N24 Maryland A L 18 40
 D1 Rutgers A W 41 0
 N-Roanoke, Va.

1963 (2-7-1; 0-5-1 ACC, 8th)

Coach: Bill Elias
Captain: Turnley Todd
 S21 North Carolina A L 7 11
 S28 Duke H L 8 30
 05 Virginia Tech N1 L 0 10
 012 VMI N2 W 6 0
 019 South Carolina H T 10 10
 026 Clemson H L 0 35
 N2 N.C. State N3 L 9 15
 N9 William & Mary H W 9 7
 N16 Boston College A L 21 30
 N28 Maryland(T) A L 6 21
 N1, Roanoke, Va.; N2, Richmond, Va.; N3, Norfolk, Va.

1964 (5-5-0; 1-5 ACC, 8th)

Coach: Bill Elias
Captains: Robert Kowalkowski, Ted Torok
 S19 Wake Forest H L 21 31
 S26 Duke A L 0 30
 03 Virginia Tech H W 20 17
 010 VMI N W 20 19
 017 Army H W 35 14
 024 N.C. State H L 15 24
 031 Clemson A L 7 29
 N7 William & Mary A W 14 13
 N14 North Carolina H W 31 27
 N21 Maryland H L 0 10
 N-Richmond, Va.

1965 (5-5-0; 2-4 ACC, 7th)

Coach: George Blackburn
Captains: Robert Kowalkowski, John Pincavage
 S18 Duke H L 7 21
 S25 Clemson H L 14 20
 02 North Carolina A W 21 17
 09 VMI H W 14 10
 016 West Virginia N W 41 0
 023 Virginia Tech A L 14 22
 030 N.C. State H L 0 13
 N6 South Carolina H W* 7 17
 N13 Georgia Tech A L 19 42
 N20 Maryland A W 33 27
 * Forfeit
 N-Richmond, Va.

1966 (4-6-0; 3-3 ACC, T-3rd)

Coach: George Blackburn
Captains: Edward C. Carrington, Donald M. Parker
 S17 Wake Forest H W 24 10
 S24 Clemson A L 35 40
 01 Duke A L 8 27
 08 Tulane H L 6 20
 015 VMI H W 38 27
 022 Virginia Tech H L 7 24
 029 N.C. State A L 21 42
 N5 Georgia Tech #5 A L 13 14
 N19 Maryland H W 41 17
 N26 North Carolina A W 21 14

1967 (5-5-0; 3-3 ACC, 4th)

Coach: George Blackburn
Captain: Malcolm McGregor
 S23 Army A L 7 26
 S30 Buffalo H W 35 12
 07 Wake Forest A W 14 12
 014 Duke H L 6 13
 021 South Carolina A L 23 24
 028 VMI H L 13 18
 N4 N.C. State #4 H L 8 30
 N11 North Carolina H W 40 17
 N18 Tulane A W 14 10
 N25 Maryland A W 12 7



Terry Kirby plunged into the end zone for a third-quarter touchdown in Virginia's 20-7 win over Clemson in 1990. The win snapped a 29-game losing streak against the Tigers and helped launch UVA's thrilling ride to the top of the polls.

1968 (7-3-0; 3-2 ACC, 3rd)

Coach: George Blackburn

Captains: Richard Brand, Clyde E. Arnette

S21	Purdue #1	A	L	6	44
S28	VMI	H	W	47	0
O5	Davidson	H	W	41	14
O12	Duke	A	W	50	20
O19	N.C. State	A	L	0	19
O26	Navy	A	W	24	0
N2	South Carolina	H	L	28	49
N9	North Carolina	A	W	41	6
N16	Tulane	H	W	63	47
N23	Maryland	H	W	28	23

1969 (3-7-0; 1-5 ACC, 8th)

Coach: George Blackburn

Captains: Frederic L. Moschel, Robert C. Rannigan
S20 Clemson H L 14 21

S27	Duke	H	W	10	0
O4	William & Mary	A	W	28	15
O11	VMI	N	W	28	10
O18	N.C. State	H	L	0	31
O25	Navy	A	L	0	10
N1	North Carolina	H	L	0	12
N8	Wake Forest	H	L	21	23
N15	Tulane	A	L	0	31
N22	Maryland	A	L	14	17
N-Richmond, Va.					

1970 (5-6-0; 0-6 ACC, 8th)

Coach: George Blackburn

Captains: Daniel S. Ryczek, Paul S. Reid

S12	Virginia Tech	A	W	7	0
S19	Clemson	A	L	17	27
S26	Duke	A	L	7	17
O3	Wake Forest	H	L	7	27
O10	VMI	H	W	49	10
O17	Army	H	W	21	20
O24	William & Mary	H	W	33	6
O31	North Carolina	A	L	15	30
N7	N.C. State	A	L	16	21
N14	Colgate	H	W	54	12
N21	Maryland	H	L	14	17

1971 (3-8-0; 2-3 ACC, T-3rd)

Coach: Don Lawrence

Captains: Gary Helman, Andy Selfridge

S11	Navy	H	L	6	10
S18	Michigan #4	A	L	0	56
S25	Duke #20	H	L	0	28
O2	Vanderbilt	H	W	27	23
O9	South Carolina	A	L	14	34
O16	Clemson	N	L	15	32
O23	Army	A	L	9	14
O30	N.C. State	A	W	14	10
N6	Virginia Tech	H	L	0	6
N13	North Carolina	H	L	20	32
N20	Maryland	A	W	29	27
N-Richmond, Va.					

1972 (4-7-0; 1-5 ACC, T-6th)

Coach: Don Lawrence

Captains: Thomas F. Kennedy, William M. Williams

S9	South Carolina	A	W	24	16
S16	Virginia Tech	H	W	24	20
S23	West Virginia	H	L	10	48
S30	Duke	A	L	13	37
O7	Vanderbilt	A	L	7	10
O14	VMI	H	W	45	14
O21	Clemson	A	L	21	37
O28	Maryland	H	L	23	24
N4	N.C. State	H	L	14	35
N11	North Carolina #18	A	L	3	23
N18	Wake Forest	A	W	15	12

1973 (4-7-0; 3-3 ACC, 4th)

Coach: Don Lawrence

Captains: Paul Ryczek, Gerard Mullins, Anthony Zmudzin

S8	VMI	H	W	16	0
S15	N.C. State #17	A	L	23	43
S22	Missouri #20t	A	L	7	31
S29	Duke	H	W	7	3
O6	Vanderbilt	H	L	22	39
O13	Clemson	A	L	27	32
O20	Virginia Tech	A	L	15	27
O27	Wake Forest	H	W	21	10
N3	North Carolina	H	W	44	40
N10	Maryland	A	L	0	33
N17	West Virginia	A	L	17	42

1974 (4-7-0; 1-5 ACC, 6th)

Coach: Sonny Randle

Captain: Richard J. Ambrose

S14	Navy	A	L	28	35
S21	William & Mary	H	W	38	28
S28	Duke	A	L	7	27
O5	Georgia Tech	A	L	24	28
O12	N.C. State #11	H	L	21	22
O19	Virginia Tech	H	W	28	27
O26	Wake Forest	A	W	14	0
N2	North Carolina	A	L	10	24
N9	VMI	H	W	28	10
N16	Clemson	A	L	9	28
N23	Maryland #11	H	L	0	10

1975 (1-10-0; 0-5 ACC, 7th)

Coach: Sonny Randle

Captains: Scott Gardner, Thomas Glassic

S13	Navy	H	L	14	42
S20	VMI	H	W	22	21
S27	Duke	A	L	11	26
O4	North Carolina	H	L	28	31
O11	South Carolina	A	L	14	41
O18	Virginia Tech	A	L	17	24
O25	Wake Forest	H	L	21	66
N1	Vanderbilt	A	L	14	17
N8	East Carolina	H	L	10	61
N15	Syracuse	H	L	0	37
N22	Maryland #20	A	L	24	62

1976 (2-9-0; 1-4 ACC, 6th)

Coach: Dick Bestwick
Captains: Michael Ozdowski, James K. Wicks, Gregory A. McDaniel

S11	Washington	A	L	17	38
S18	William & Mary	H	L	0	14
S25	Duke	H	L	6	21
02	Georgia Tech	A	L	14	35
09	South Carolina	A	L	7	35
O16	Virginia Tech	H	L	10	14
O23	Wake Forest	A	W	18	17
O30	VMI	N	L	7	13
N6	Lehigh	H	W	21	20
N13	North Carolina	A	L	6	31
N20	Maryland #6t	H	L	0	28

N-Norfolk, Va.

1977 (1-9-1; 1-5 ACC, 6th)

Coach: Dick Bestwick
Captains: Samuel J. Prabe

S10	N.C. State	A	L	0	14
S17	Texas #18	A	L	0	68
S24	Duke	H	L	7	31
O1	West Virginia	H	L	0	13
O8	Clemson	A	L	0	31
O15	Virginia Tech	A	T	14	14
O22	Wake Forest	H	W	12	10
O29	Syracuse	A	L	3	6
N5	VMI	H	L	6	30
N12	North Carolina #19	H	L	14	35
N19	Maryland	A	L	0	28

1978 (2-9-0; 0-6 ACC, 7th)

Coach: Dick Bestwick
Captains: Edward W. Smith, Derrick L. Glasper

S9	Wake Forest	A	L	0	14
S16	Navy	H	L	0	32
S23	Army	A	W	21	17
S30	VMI	H	L	9	17
O7	Duke	A	L	13	20
O14	Clemson	H	L	14	30
O21	Virginia Tech	H	W	17	7
N4	West Virginia	A	L	17	20
N11	Maryland #13	H	L	7	17
N18	North Carolina	A	L	20	38
N25	N.C. State	H	L	21	24

1979 (6-5-0; 2-4 ACC, 6th)

Coach: Dick Bestwick
Captains: Steve Potter, Michael Newhall

S8	Richmond	H	W	31	0
S15	N.C. State #19	A	L	27	31
S22	VMI	H	W	19	0
S29	Duke	H	W	30	12
O6	Clemson	A	L	7	17
O13	James Madison	H	W	69	9
O20	Navy #20	A	L	10	17
N3	Georgia	A	W	31	0
N10	Virginia Tech	H	W	20	18
N17	North Carolina	H	L	7	13
N24	Maryland	A	L	7	17

1980 (4-7-0; 2-4 ACC, T-4th)

Coach: Dick Bestwick
Captains: Quentin Murray, Brian Musselman, Thomas Vigorito

S13	Navy	H	W	6	3
S20	N.C. State	H	L	13	27
S27	Duke	A	W	20	17
O4	West Virginia	A	L	21	45
O11	Clemson	H	L	24	27
O18	Virginia Tech	A	L	0	30
O25	Wake Forest	A	W	24	21
N1	Tennessee	A	W	16	13
N8	Rutgers	H	L	17	19
N15	North Carolina #15	A	L	3	26
N22	Maryland	H	L	0	31

1981 (1-10-0; 0-6 ACC, 7th)

Coach: Dick Bestwick
Captains: Keith Lee, Todd Kirtley

S12	West Virginia	H	L	18	32
S18	Rutgers	A	L	0	3
S26	Duke	H	L	24	29
O3	N.C. State	A	L	24	30
O10	Clemson #9	A	L	0	27
O17	South Carolina	A	L	3	21
O24	Wake Forest	H	L	21	24
O31	VMI	H	W	13	10
N14	North Carolina #13	H	L	14	17
N21	Maryland	A	L	7	48
N28	Virginia Tech	H	L	3	20

1982 (2-9-0; 1-5 ACC, 6th)

Coach: George Welsh
Captains: Pat Chester, Kevin Riccio

S11	Navy	A	L	16	20
S18	James Madison	H	L	17	21
S25	Duke	A	L	17	51
O2	N.C. State	H	L	13	16
O9	Clemson	H	L	0	48
O23	Wake Forest	H	W	34	27
O30	VMI	H	W	37	6
N6	Georgia Tech	A	L	32	38
N13	North Carolina	A	L	14	27
N20	Maryland #19	H	L	14	45
N25	Virginia Tech (T)	A	L	14	21

1983 (6-5-0; 3-3 ACC, T-4th)

Coach: George Welsh
Captains: Dave Bond, Rich Riccardi, Wayne Schuchts, Billy Smith

S3	Duke	H	W	38	30
S10	Navy	H	W	27	16
S17	James Madison	H	W	21	14
S24	N.C. State	A	W	26	14
O1	Maryland #19	A	L	3	23
O8	Clemson	A	L	21	42
O15	VMI	H	W	38	10
O22	Wake Forest	A	L	34	38
N3	Georgia Tech	A	L	27	31
N12	North Carolina #19	H	W	17	14
N19	Virginia Tech	H	L	0	48

1984 (8-2-2; 3-1-2 ACC, 2nd)

Peach Bowl Champions
Coach: George Welsh
Captains: Tom Kilgannon, Lester Lyles, Bob Olderman

S8	Clemson #3	H	L	0	55
S15	VMI	H	W	35	7
S22	Navy	A	W	21	9
S29	Virginia Tech	A	W	26	23
O6	Duke	A	W	38	10
O13	Georgia Tech #20	H	T	20	20
O20	Wake Forest	H	W	28	9
N3	West Virginia #12	A	W	27	7
N10	N.C. State	H	W	45	0
N17#19	North Carolina	A	T	24	24
N24	Maryland #18	H	L	34	45
D31	Purdue	N	W	27	24

(Peach Bowl-Atlanta, Ga.)

Note: Virginia ranked No. 20 in final AP poll.

1985 (6-5-0; 4-3 ACC, T-3rd)

Coach: George Welsh
Captains: Jim Dombrowski, Charles McDaniel, Antonio Rice

S14	VMI	H	W	40	15
S21	Georgia Tech	A	W	24	13
S28	Navy	H	L	13	17
O5	Duke	H	W	37	14
O12	Clemson	A	L	24	27
O19	Virginia Tech	H	L	10	28
O26	Wake Forest	A	W	20	18
N2	West Virginia	H	W	27	7
N9	N.C. State	A	L	22	23
N16	North Carolina	H	W	24	22
N29	Maryland	A	L	21	33

1986 (3-8-0; 2-5 ACC, T-6th)

Coach: George Welsh
Captains: Kevin Gould, Antonio Rice, Sean Scott

S6	South Carolina	H	W	30	20
S13	Navy	A	L	10	20
S20	Georgia Tech	H	L	14	28
S27	Duke	A	L	13	20
O4	Wake Forest	A	W	30	28
O11	Clemson #20	H	L	17	31
O25	Virginia Tech	A	L	10	42
N1	William & Mary	H	L	37	41
N8	N.C. State #15	H	W	20	16
N15	North Carolina	A	L	7	27
N28	Maryland	H	L	10	42

1987 (8-4-0; 5-2 ACC, 2nd)

All American Bowl Champions
Coach: George Welsh
Captains: Sean Scott, Scott Secules

S5	Georgia #20	A	L	22	30
S12	Maryland	A	L	19	21
S19	Virginia Tech	H	W	14	13
S26	Duke	H	W	42	17
O3	VMI	H	W	30	0
O10	Clemson #8	A	L	21	38
O17	South Carolina	A	L	10	58
O24	Wake Forest	H	W	35	21
N7	Georgia Tech	A	W	23	14
N14	North Carolina	H	W	20	17
N21	N.C. State	A	W	34	31
D22	Brigham Young	N	W	22	16

(All American Bowl - Birmingham, Ala.)

1988 (7-4-0; 5-2 ACC, 2nd)

Coach: George Welsh
Captains: Roy Brown, David Griggs, Jeff Lageman

S3	William & Mary	H	W	31	23
S10	Penn State #18	H	L	14	42
S17	Georgia Tech	H	W	17	16
S24	Duke	A	L	34	38
O8	Clemson #11	H	L	7	10
O15	Louisville	A	L	28	30
O22	Wake Forest	A	W	34	14
O29	Virginia Tech	A	W	16	10
N5	N.C. State	H	W	19	14
N12	North Carolina	A	W	27	24
N19	Maryland	H	W	24	23

1989 (10-3; 6-1 ACC, T-1st)

ACC Co-Champions
Coach: George Welsh
Captains: Roy Brown, Shawn Moore, Ray Savage

A31	Notre Dame #2	N1	L	13	36
-----	---------------	----	---	----	----

(Kickoff Classic)

S9	Penn State #12	A	W	14	6
S16	Georgia Tech	A	W	17	10
S23	Duke	H	W	49	28
S30	William & Mary	H	W	24	12
O7	Clemson #15	A	L	20	34
O14	North Carolina	H	W	50	17
O21	Wake Forest	H	W	47	28
O28	Louisville	H	W	16	15
N4	#24 N.C. State #18	A	W	20	9
N11#18	Virginia Tech	H	W	32	25
N18#16	Maryland	A	W	48	21
J1	#15 Illinois #11	N2	L	21	31

(Florida Citrus Bowl)

N1, East Rutherford, N.J.; N2, Orlando, Fla.
Note: Virginia ranked No. 18 in final AP poll.
1990 (8-4; 5-2 ACC, T-2nd)

Coach: George Welsh
Captains: Ron Carey, Joe Hall, Shawn Moore

S1	#15 Kansas	A	W	59	10
S8	#14 Clemson #9	H	W	20	7
S15#11	Navy	H	W	56	14
S22#10	Duke	A	W	59	0
S29	#7 William & Mary	H	W	63	35
O13	#2 N.C. State	H	W	31	0
O20	#1 Wake Forest	A	W	49	14
N3	#1 Georgia Tech #16	H	L	38	41
N10	#9 North Carolina	A	W	24	10
N17	#8 Maryland	H	L	30	35
N24#17	Virginia Tech	A	L	13	38
J1	Tennessee #10	N	L	22	23

(Sugar Bowl-New Orleans, La.)

Note: Virginia ranked No. 23 in final AP poll.

1991 (8-3-1; 4-2-1, 4th)

Coach: George Welsh
Captains: Matt Blundin, Tyrone Lewis, Don Reynolds, Ray Roberts

S7	Maryland	A	L	6	17
S14	Navy	H	W	17	10
S19	Georgia Tech	A	L	21	24
S28	Duke	H	W	34	3
O5	Kansas	H	W	31	19
O12	Clemson #18	A	T	20	20
O19	North Carolina	H	W	14	9
O26	Wake Forest	H	W	48	7
N2	VMI	H	W	42	0
N9	#24 N.C. State #18	A	W	42	10
N23#20	Virginia Tech	H	W	38	0
D29#19	Oklahoma #20	N	L	14	48

(Gator Bowl - Jacksonville, Fla.)

1992 (7-4-0; 4-4 ACC, T-4th)

Coach: George Welsh
Captains: Terry Kirby, Chris Slade, Gary Steele

S5	#25 Maryland	H	W	28	15
S12#23	Navy	A	W	53	0
S19#20	Clemson Tech #22	H	W	55	24
S26#14	Duke	A	W	55	28
O3	#14 Wake Forest	A	W	31	17
O10#10	Clemson #25	H	L	28	29
O17#17	North Carolina	A	L	7	27
O24#24	William & Mary	H	W	33	7
O31#23	Florida State #6	H	L	3	13
N7	N.C. State #17	H	L	7	31
N21	Virginia Tech	A	W	41	38

1993 (7-5-0; 5-3 ACC, T-3rd)

Coach: George Welsh
Captains: Mark Dixon, Keith Lyle, Greg McClellan, Jerrod Washington

S4	Maryland	A	W	43	29
S11	Navy	H	W	38	0
S16#25	Georgia Tech	A	W	35	14
S25#22	Duke	H	W	35	0
O2	#21 Ohio	H	W	41	7
O16#15	Florida State #1	A	L	14	40
O23#21	North Carolina #12	H	W	17	10
O30#16	N.C. State	A	L	29	34
N6	#21 Wake Forest	H	W	21	9
N13#18	Clemson	A	L	14	23
N20#23	Virginia Tech #25	H	L	17	20
J1	Boston College #15	N	L	13	31

(Carquest Bowl - Miami, Fla.)

1994 (9-3-0; 5-3 ACC, T-3rd)

Independence Bowl Champions
Coach: George Welsh
Captains: Mike Frederick, Randy Neal, Charles Way

S3	Florida State #3	A	L	17	41
S10	Navy	A	W	47	10
S17	Clemson	H	W	9	6
O1	William & Mary	H	W	37	3
O8	Wake Forest	A	W	42	6
O15	Georgia Tech	A	W	24	7
O22#25	North Carolina #15	H	W	34	10
N5	#13 Duke #23	A	L	25	28
N12#21	Maryland	H	W	46	21
N19#16	Virginia Tech #14	A	W	42	23
N25#13	N.C. State	H	L	27	30
D28#18	Texas Christian	N	W	20	10

(Independence Bowl - Shreveport, La.)

Note: Virginia ranked No. 15 in final AP poll.



Virginia's 33-28 victory over then-No. 2 Florida State in 1995 handed the Seminoles their first-ever ACC setback, snapping a 29-game winning streak in league play. On the game's final play, from the Virginia 6-yard line, Florida State tailback Warrick Dunn took a direct snap from center out of the shotgun and ran a slalom through defenders until he was inside the one. But he lost the ball short of the goal line as he was tackled by Virginia defensive backs Adrian Burnim and Anthony Poindexter and time expired.

1995 (9-4-0; 7-1 ACC, T-1st)

ACC Co-Champions & Peach Bowl Champions

Coach: George Welsh

Captains: Jason Augustino, Mike Groh, Skeet Jones

A26#17 Michigan #14	A	L	17	18
(Pigskin Classic)				
S2 #17 William & Mary	H	W	40	16
S9 #16 N.C. State #23	A	W	29	24
S16#16 Georgia Tech	H	W	41	14
S23#11 Clemson	A	W	22	3
S30#11 Wake Forest	H	W	35	17
O7 #9 North Carolina	A	L	17	22
O14#19 Duke	H	W	44	30
O21#14 Texas #16	A	L	16	17
N2 #24 Florida State #2	H	W	33	28
N11#14 Maryland	A	W	21	18
N18#13 Virginia Tech #20	H	L	29	36
D30#18 Georgia	N	W	34	27

(Peach Bowl - Atlanta, Ga.)

Note: Virginia ranked No. 16 in final AP poll.

1996 (7-5; 5-3 ACC, 4th)

Coach: George Welsh

Captains: Tiki Barber, Todd White

S7 #23 Central Michigan	H	W	55	21
S14#22 Maryland	H	W	21	3
S21#20 Wake Forest	A	W	42	7
S28#19 Texas #13	H	W	37	13
O5 #12 Georgia Tech	A	L	7	13
O19#20 N.C. State	H	W	62	14
O26#20 Florida State #3	A	L	24	31
N2 #16 Duke	A	W	27	3
N9 #15 Clemson	H	L	16	24
N16#24 North Carolina #6	H	W	20	17
N29#20 Virginia Tech #17	A	L	9	26
D27 Miami (Fla.) #19	N	L	21	31

(Carquest Bowl - Miami, Fla.)

1997 (7-4; 5-3 ACC, T-3rd)

Coach: George Welsh

Captains: Doug Karczewski, Anthony Poindexter

S4 Auburn #17	H	L	17	28
S13 Richmond	H	W	26	7
S27 North Carolina #5	A	L	20	48
O4 Wake Forest	H	W	21	13
O11 Clemson	A	W	21	7
O18 Duke	H	W	13	10
O25 Florida State #3	H	L	21	47
N1 Maryland	A	W	45	0
N8 Georgia Tech	H	W	35	31
N15 N.C. State	A	L	24	31
N29 Virginia Tech	H	W	34	20

1998 (9-3; 6-2 ACC, 3rd)

Coach: George Welsh

Captains: Aaron Brooks, Anthony Poindexter

S3 #16 Auburn #25	A	W	19	0
S12#12 Maryland	H	W	31	19
S19#10 Clemson	H	W	20	18
S26#11 Duke	A	W	24	0
O3 #10 San Jose State	H	W	52	14
O17 #7 Georgia Tech #25	A	L	38	41
O24#16 N.C. State	H	W	23	13
O31#15 Wake Forest	A	W	38	17
N7 #12 Florida State #6	A	L	14	45
N14#21 North Carolina	H	W	30	13
N28#16 Virginia Tech #20	A	W	36	32
D31#13 Georgia #19	N	L	33	35

(Peach Bowl - Atlanta, Ga.)

Note: Virginia ranked No. 18 in final AP poll.

1999 (7-5; 5-3 ACC, T-2nd)

Coach: George Welsh

Captains: Travis Griffith, Thomas Jones, Noel LaMontagne, Byron Thweatt

S4 #23 North Carolina	A	W	20	17
S11#22 Clemson	A	L	14	33
S18 Wake Forest	H	W	35	7
S25 Brigham Young #17	A	W	45	40
O2 #24 Virginia Tech #8	H	L	7	31
O9 Duke (OT)	H	L	17	24
O16 N.C. State	A	W	47	26
O30 Florida State #1	H	L	10	35
N6 Georgia Tech #7	H	W	45	38
N13 Buffalo	H	W	50	21
N20 Maryland	A	W	34	30
D30 Illinois	N	L	21	63

(Micronpc.com Bowl)

N-Miami/Ft. Lauderdale, Fla.

2000 (6-6; 5-3 ACC, 3rd)

Coach: George Welsh

Captains: Brad Barnes, Yubrenal Isabelle, Byron Thweatt, Patrick Washington

S2 Brigham Young (OT)	H	L	35	38
S9 Richmond	H	W	34	6
S16 Duke	A	W	26	10
S23 Clemson #11	H	L	10	31
S30 Wake Forest	A	W	27	10
O7 Maryland	H	W	31	23
O21 Florida State #6	A	L	3	37
O28 North Carolina	H	W	17	6
N9 Georgia Tech #24	A	L	0	35
N18 N.C. State	H	W	24	17
N25 Virginia Tech #6	A	L	21	42
D24 Georgia #24	N	L	14	37

(O'ahu Bowl)

N-Honolulu, Hawaii

2001 (5-7; 3-5 ACC, T-7th)

Coach: Al Groh

Captains: Monsanto Pope, Evan Routzahn, Antwoine Womack

A25 Wisconsin #22	A	L	17	26
(Eddie Robinson Classic)				
S1 Richmond	H	W	17	16
S22 Clemson #19	A	W	26	24
S29 Duke	H	W	31	10
O6 Maryland #25	A	L	21	41
O13 North Carolina	A	L	24	30
O20 Florida State #21	H	L	7	43
O27 N.C. State	A	L	0	24
N3 Wake Forest	H	L	30	34
N10 Georgia Tech #20	H	W	39	38
N17 Virginia Tech #18	H	L	17	31
D1 Penn State	H	W	20	14

2002 (9-5; 6-2 ACC, T-2nd)

Continental Tire Bowl Champions

Coach: Al Groh

Captains: Angelo Crowell, Billy McMullen

A22 Colorado State	H	L	29	35
(Jim Thorpe Classic)				
A31 Florida State #5	A	L	19	40
S7 South Carolina #22	H	W	34	21
S21 Akron	H	W	48	29
S28 Wake Forest	A	W	38	34
O5 Duke	A	W	27	22
O12 Clemson	H	W	22	17
O19 North Carolina	H	W	37	27
O26 Georgia Tech	A	L	15	23
N9 Penn State #19	A	L	14	35
N16 N.C. State #20	H	W	14	9
N23 Maryland #18	H	W	48	13
N30 Virginia Tech #22	A	L	9	21
D28 West Virginia #15	N	W	48	22

(Continental Tire Bowl -Charlotte, N.C.)

Note: Virginia ranked No. 22 in final AP poll.



Virginia's 14-13 win over then-No. 23 Florida State on Nov. 19, 2011 in Tallahassee proved to be historic for the Cavaliers as UVA became the first program in college football history to record road victories at Florida State and Miami in the same season - two programs that have brought eight combined National Championships to the Sunshine State. UVA also defeated the Miami Hurricanes, 28-21, at Sun Life Stadium earlier during the 2011 season on ESPN's Thursday Night Football.

2003 (8-5; 4-4 ACC, T-4th)

Continental Tire Bowl Champions

Coach: Al Groh

Captains: Almondo Curry, Matt Schaub

A30#18 Duke	H	W	27	0
S6 #15 South Carolina	A	L	7	31
S13 Western Michigan	A	W	59	16
S27 Wake Forest	H	W	27	24
O4 North Carolina	A	W	38	13
O11#25 Clemson (OT)	A	L	27	30
O18 Florida State #7	H	L	14	19
O25 Troy	H	W	24	0
N1 N.C. State	A	L	37	51
N13 Maryland	A	L	17	27
N22 Georgia Tech	H	W	29	17
N29 Virginia Tech #21	H	W	35	21
D27 Pittsburgh	N	W	23	16

(Continental Tire Bowl -Charlotte, N.C.)

2004 (8-4; 5-3 ACC, T-3rd)

Coach: Al Groh

Captains: Elton Brown, Chris Canty, Jermaine Hardy, Heath Miller, Brennan Schmidt

S4 #15 Temple	A	W	44	14
S11#12 North Carolina	H	W	56	24
S18#12 Akron	H	W	51	0
S25#13 Syracuse	H	W	31	10
O7 #6 Clemson	H	W	30	10
O16#14 Florida State #7	A	L	3	36
O23#13 Duke	A	W	37	16
N6 #10 Maryland	H	W	16	0
N13#18 Miami (Fla.) #18	H	L	21	31
N20#16 Georgia Tech	A	W	30	10
N27#18 Virginia Tech #11	A	L	10	24
D27#18 Fresno State (OT)	N	L	34	37

(MPC Computers Bowl -Boise, Idaho)

Note: Virginia ranked No. 23 in final AP poll.

2005 (7-5; 3-5 ACC, 5th Coastal)

Music City Bowl Champions

Coach: Al Groh

Captains: Tony Franklin, Marques Hagans, Wali Lundy, Brennan Schmidt

S3 #25 Western Michigan	H	W	31	19
S17#25 Syracuse	A	W	27	24
S24#23 Duke	H	W	38	7
O1 #19 Maryland	A	L	33	45
O8 Boston College #18	A	L	17	28
O15 Florida State #4	H	W	26	21
O22#23 North Carolina	A	L	5	7
N5 Temple	H	W	51	3
N12 Georgia Tech #24	H	W	27	17
N19 Virginia Tech #7	H	L	14	52
N26 Miami (Fla.) #10	A	L	17	25
D30 Minnesota	N	W	34	31

(Music City Bowl - Nashville, Tenn.)

2006 (5-7, 4-4 ACC, 3rd Coastal)

Coach: Al Groh

Captains: Marcus Hamilton, Chris Long, Christian Olsen, Deyon Williams

S2 Pittsburgh	A	L	13	38
S9 Wyoming (OT)	H	W	13	12
S16 Western Michigan	H	L	10	17
S21 Georgia Tech	A	L	7	24
S30 Duke	A	W	37	0
O7 East Carolina	A	L	21	31
O14 Maryland	H	L	26	28
O19 North Carolina	H	W	23	0
O28 N.C. State	H	W	14	7
N4 Florida State	A	L	0	33
N18 Miami (Fla.)	H	W	17	7
N25 Virginia Tech #17	A	L	0	17

2007 (9-4, 6-2 ACC, 2nd Coastal)

Coach: Al Groh

Captains: Branden Albert, Chris Long, Tom Santi

S1 Wyoming	A	L	3	23
S8 Duke	H	W	24	13
S15 North Carolina	A	W	22	20
S22 Georgia Tech	H	W	28	23
S29 Pittsburgh	H	W	44	14
O6 Middle Tennessee	A	W	23	21
O13 Connecticut	H	W	17	16
O20 Maryland	A	W	18	17
O27#21 N.C. State	A	L	24	29
N3 Wake Forest #21	H	W	17	16
N10#23 Miami (Fla.)	A	W	48	0
N24#16 Virginia Tech #8	H	L	21	33
J1 #21 Texas Tech	N	L	28	31

(Gator Bowl -Jacksonville, Fla.)

2008 (5-7, 3-5 ACC, 5th Coastal)

Coach: Al Groh

Captains: Vic Hall, Cedric Peerman, John Phillips, Clint Sintim

A30 Southern California #3H	L	7	52	
S6 Richmond	H	W	16	0
S13 Connecticut	A	L	10	45
S27 Duke	A	L	3	31
O4 Maryland	H	W	31	0
O11 East Carolina	H	W	35	20
O18 No. Carolina (OT) #18	H	W	16	13
O25 Georgia Tech #21	A	W	24	17
N1 Miami (OT)	H	L	17	24
N8 Wake Forest	A	L	17	28
N22 Clemson	H	L	3	13
N29 Virginia Tech	A	L	14	17

2009 (3-9, 2-6 ACC, 6th Coastal)

Coach: Al Groh

Captains: Will Barker, Denzel Burrell, Aaron Clark, Vic Hall

S5 William & Mary	H	L	14	26
S12 TCU #16	H	L	14	30
S19 Southern Miss	A	L	34	37
O3 North Carolina	A	W	16	3
O10 Indiana	H	W	47	7
O17 Maryland	A	W	20	9
O24 Georgia Tech #11	H	L	9	34
O31 Duke	H	L	17	28
N7 Miami #16	A	L	17	52
N14 Boston College	H	L	10	14
N21 Clemson #18	A	L	21	34
N28 Virginia Tech #14	H	L	13	42

2010 (4-8, 1-7 ACC, T6th Coastal)

Coach: Mike London

Captains: John-Kevin Dolce, Ras-I Dowling, Nick Jenkins, Joe Torchia, Marc Verica

S4 Richmond	H	W	34	13
S11 Southern California #16A	L	14	17	
S25 VMI	H	W	48	7
O2 Florida State	H	L	14	34
O9 Georgia Tech	A	L	21	33
O16 North Carolina	H	L	10	44
O23 Eastern Michigan	H	W	48	21
O30 Miami (Fla.) #22	H	W	24	19
N6 Duke	A	L	48	55
N13 Maryland	H	L	23	42
N20 Boston College	A	L	13	17
N27 Virginia Tech #13	A	L	7	37



2011 (8-5, 5-3 ACC, T2nd Coastal)

Coach: Mike London
Captains: Nick Jenkins, Perry Jones, Rodney McLeod, Matt Snyder
S3 William & Mary H W 40 3
S10 Indiana A W 34 31
S17 North Carolina A L 17 28
S24 Southern Miss H L 24 30
O1 Idaho (OT) H W 21 20
O15 Georgia Tech #12 H W 24 21
O22 NC State H L 14 28
O27 Miami (Fla.) A W 28 21
N5 Maryland A W 31 13
N12 Duke H W 31 21
N19 Florida State #23 A W 14 13
N26#24 Virginia Tech #6 H L 0 38
D31 Auburn N L 24 43
(Chick-fil-A Bowl - Atlanta, Ga.)

2012 (4-8, 2-6 ACC, 6th Coastal)

Coach: Mike London
Captains: Oday Aboushi, Steve Greer, Will Hill, Perry Jones, La'Roy Reynolds
S1 Richmond H W 43 19
S8 Penn State H W 17 16
S15 Georgia Tech A L 20 56
S22 TCU #17 A L 7 27
S29 Louisiana Tech H L 38 44
O6 Duke A L 17 42
O13 Maryland H L 20 27
O20 Wake Forest H L 10 16
N3 NC State A W 33 6
N10 Miami (Fla.) H W 41 40
N15 North Carolina H L 13 37
N24 Virginia Tech A L 14 17

2013 (2-10, 0-8 ACC, 7th Coastal)

Coach: Mike London
Captains: Luke Bowanko, Jake Snyder, Rijo Walker
A31 Brigham Young H W 19 16
S7 Oregon #2 H L 10 59
S21 VMI H W 49 0
S28 Pittsburgh A L 3 14
O5 Ball State H L 27 48
O12 Maryland A L 26 27
O19 Duke H L 22 35
O26 Georgia Tech H L 25 35
N2 Clemson #9 H L 10 59
N9 North Carolina A L 14 45
N23 Miami (Fla.) A L 26 45
N30 Virginia Tech H L 6 16

2014 (5-7, 3-5 ACC, T7th Coastal)

Coach: Mike London
Captains: Henry Coley, Anthony Harris, Greyson Lambert, Kevin Parks, Alec Vozenilek
A30 UCLA #7 H L 20 28
S6 Richmond H W 45 13
S13 Louisville #21 H W 23 21
S20 Brigham Young #21 A L 33 41
S27 Kent State H W 45 13
O4 Pittsburgh H W 24 19
O18 Duke A L 13 20
O25 North Carolina H L 27 28
N1 Georgia Tech A L 10 35
N8 Florida State #2 A L 20 34
N22 Miami (Fla.) H W 30 13
N28 Virginia Tech A L 20 24

2015 (4-8, 3-5 ACC, 6th Coastal)

Coach: Mike London
Captains: Ross Burbank, Vince Croce, David Dean, Canaan Severin
S5 UCLA #13 A L 16 34
S12 Notre Dame #9 H L 27 34
S19 William & Mary H W 35 29
S25 Boise State H L 14 56
O10 Pittsburgh A L 19 26
O17 Syracuse (3OT) H W 44 38
O24 North Carolina A L 13 26
O31 Georgia Tech H W 27 21
N7 Miami (Fla.) A L 21 27
N14 Louisville A L 31 38
N21 Duke H W 42 34
N28 Virginia Tech H L 20 23

2016 (2-10, 1-7 ACC, 6th Coastal)

Coach: Bronco Mendenhall
Captains: Micah Kiser, Jackson Matteo, Donte Wilkins
S3 Richmond H L 20 37
S10 Oregon #24 A L 26 44
S17 UConn A L 10 13
S24 Central Michigan H W 49 35
O1 Duke A W 34 20
O15 Pittsburgh H L 31 45
O22 North Carolina #22 H L 14 35
O29 Louisville #5 H L 25 32
N5 Wake Forest A L 20 27
N12 Miami (Fla.) H L 14 34
N19 Georgia Tech A L 17 31
N26 Virginia Tech A L 10 52

2017 (6-7, 3-5 ACC, T4th Coastal)

Coach: Bronco Mendenhall
Captains: Kurt Benkert, Quin Blanding, Micah Kiser
S2 William & Mary H W 28 10
S9 Indiana H L 17 34
S16 UConn H W 38 18
S22 Boise State A W 42 23
O7 Duke H W 28 21
O14 North Carolina A W 20 14
O21 Boston College H L 10 41
O28 Pittsburgh A L 14 31
N4 Georgia Tech H W 40 36
N11 Louisville A L 21 38
N18 Miami (Fla.) #2 A L 28 44
N24 Virginia Tech #24 H L 0 10
D28 Navy A L 7 49
(Military Bowl - Annapolis, Md.)

2018 (8-5, 4-4 ACC, T3rd Coastal)

Belk Bowl Champions
Coach: Bronco Mendenhall
Captains: Jordan Ellis, Chris Peace, Olamide Zaccheaus
S1 Richmond H W 42 13
S8 Indiana A L 16 20
S15 Ohio NA W 45 31
S22 Louisville H W 27 3
S29 NC State A L 21 35
O13 Miami (Fla.) #16 H W 16 13
O20 Duke A W 28 14
O27 North Carolina H W 31 21
N2 #23 Pittsburgh H L 13 23
N10 Liberty H W 45 24
N17 Georgia Tech (OT) A L 27 30
N23 Virginia Tech (OT) A L 31 34
D29 South Carolina N W 28 0
(Belk Bowl - Charlotte, N.C.)

2019 (9-5, 6-2 ACC, 1st Coastal)

ACC Coastal Division Champions
Coach: Bronco Mendenhall
Captains: Bryce Hall, Jordan Mack, Bryce Perkins
A31 Pittsburgh A W 30 14
S6 William & Mary H W 52 17
S14#25 Florida State H W 31 24
S21#21 Old Dominion H W 28 17
S28#18 Notre Dame #10 A L 20 35
O11#20 Miami (Fla.) A L 9 17
O19 Duke H W 48 14
O26 Louisville A L 21 28
N2 North Carolina A W 38 31
N9 Georgia Tech H W 33 28
N23 Liberty H W 55 27
N29 Virginia Tech #23 H W 39 30
D7 #22 Clemson #3 N L 17 62
(ACC Championship Game - Charlotte, N.C.)
D30 Florida #6 N L 28 36
(Orange Bowl - Miami Gardens, Fla.)

2020 (5-5, 4-5 ACC, 9th)

Coach: Bronco Mendenhall
Captains: Brennan Armstrong, Richard Burney, Terrell Jana, Charles Snowden
S26 Duke H W 38 20
O3 Clemson #1 A L 23 41
O10 NC State H L 21 38
O17 Wake Forest A L 23 40
O24 Miami #11 A L 14 19
O31 North Carolina #15 H W 44 41
N14 Louisville H W 31 17
N21 Abilene Christian H W 55 15
D5 Boston College H W 43 32
D12 Virginia Tech A L 15 33

2021 (6-6, 4-4 ACC, T-4th Coastal)

Coach: Bronco Mendenhall
Captains: Mandy Alonzo, Brennan Armstrong, Nick Jackson, Wayne Taulapapa
S4 William & Mary H W 43 0
S11 Illinois H W 42 14
S18 North Carolina #21 A L 39 59
S24 Wake Forest H L 17 37
S30 Miami A W 30 28
O9 Louisville A W 34 33
O16 Duke H W 48 0
O23 Georgia Tech H W 48 40
O30 BYU #25 A L 49 66
N13 Notre Dame #7 H L 3 28
N20 Pitt #20 A L 38 48
N27 Virginia Tech H L 24 29

2022 (3-7, 1-6 ACC, T-6th Coastal)

Coach: Tony Elliott
Captains: Brennan Armstrong, Nick Jackson, Anthony Johnson, Perris Jones, Daniel Sparks
S3 Richmond H W 34 17
S10 Illinois A L 3 24
S17 Old Dominion H W 16 14
S23 Syracuse A L 20 22
O1 Duke A L 17 38
O8 Louisville H L 17 34
O20 Georgia Tech A W 16 9
O29 Miami (OT) H L 12 14
N5 North Carolina H L 28 31
N12 Pitt H L 7 37

Key
• H-home A-away N-neutral
• Ranking before opponent is Virginia in AP poll.
• Ranking after opponent is opponent's in AP poll.

THE COACHING LINE

SEASONS	COACH (Alma Mater)	SEASONS	WON	LOST	TIED	PCT.
2022-Pres.	Tony Elliott (Clemson '02)	1	3	7	0	.300
2016-21	Bronco Mendenhall (Oregon State '88)	6	36	38	0	.486
2010-15	Mike London (Richmond '83)	6	27	46	0	.370
2001-09	Al Groh (Virginia '67)	9	59	53	0	.528
1982-2000	George Welsh (Navy '56)	19	134	86	3	.608
1976-81	Dick Bestwick (North Carolina '52)	6	16	49	1	.246
1974-75	Sonny Randle (Virginia '59)	2	5	17	0	.227
1971-73	Don Lawrence (Notre Dame '59)	3	11	22	0	.333
1965-70	George Blackburn (Findlay '37)	6	29	32	0	.475
1961-64	Bill Elias (Maryland '48)	4	16	23	1	.413
1958-60	Dick Voris (San Jose State '48)	3	1	29	0	.033
1956-57	Ben Martin (Navy '45)	2	7	12	1	.375
1953-55	Ned McDonald (Texas '40)	3	5	23	0	.179
1946-52	Art Guepe (Marquette '37)	7	47	17	2	.727
1937-45	Frank Murray (Tufts '08)	9	41	34	5	.544
1934-36	Gus Tebell (Wisconsin '23)	3	6	18	4	.286
1931-33	Fred Dawson (Princeton '10)	3	8	17	4	.345
1929-30	Earl Abell (Colgate '16)	2	8	9	2	.474
1923-28	Earle "Greasy" Neale (W.Va. Wesleyan '15)	6	28	22	5	.555
1922	Thomas Campbell (Harvard '12)	1	4	4	1	.500
1913, 1920-21	Rice Warren (Virginia '05)	3	17	7	2	.692
1919	Harris Coleman (Virginia '16)	1	2	5	2	.333
1917-18	No Varsity Schedule	—	—	—	—	—
1916	Peyton Evans (Virginia '15)	1	4	5	0	.444
1915	Harry Varner (Virginia '11)	1	8	1	0	.889
1914	Joseph Wood (Virginia '14)	1	8	1	0	.889
1912	John "Speed" Elliott (Virginia '09)	1	6	3	0	.667
1911	Kemper Yancey (Virginia '09)	1	8	2	0	.800
1910	Charles Crawford (Virginia '08)	1	6	2	0	.750
1909	John Neff (Virginia '08)	1	7	1	0	.875
1908	Merritt Cooke, Jr. (Virginia '06)	1	7	0	1	.938
1907	Hammond Johnson (Virginia '07)	1	6	3	1	.650
1905-06	William Cole (Michigan '03)	2	12	6	2	.650
1904	Foster Sanford (Yale '95)	1	6	3	0	.667
1903	Gresham Poe (Princeton '02)	1	7	2	1	.750
1902	John deSaulles (Yale '99)	1	8	1	1	.850
1901	Wesley Abbott (Yale '99)	1	8	2	0	.800
1899-1900	Archie Hoxton (Virginia '96)	2	11	5	3	.658
1898	Joseph Massie (Virginia '93)	1	6	5	0	.546
1896-97	Martin Bergen (Princeton '92)	2	13	4	3	.725
1895	Harry Mackey (Pennsylvania '93)	1	9	2	0	.818
1893-94	John Poe (Princeton '95)	2	16	5	0	.762
1892	Unknown *	1	3	2	1	.583
1891	Unknown *	1	2	1	2	.600
1890	Unknown *	1	5	2	0	.714
1889	Unknown *	1	4	2	0	.667
1888	Unknown *	1	2	1	0	.667
		133	680	633	48	.517

*Team was probably coached by captains and student managers



George Welsh, a College Football Hall of Famer, is Virginia's winningest coach with 134 victories.



Perry Jones rushed for 149 yards on 18 carries in UVA's 2011 Homecomings victory over previously undefeated and then-No. 12 Georgia Tech.


VIRGINIA HOMECOMINGS GAME RESULTS

Overall Record: 49-45-2 (.521)

Year	Date	Opponent	Result	Year	Date	Opponent	Result	Year	Date	Opponent	Result
1923	11/17	Virginia Tech	L, 3-6	1956	10/6	Wake Forest	W, 7-6	1989	10/28	Louisville	W, 16-15
1924	11/8	Georgia	L, 0-7	1957	10/12	Clemson	L, 6-20	1990	11/3	Georgia Tech	L, 38-41
1925	11/14	Virginia Tech	W, 10-0	1958	10/4	N.C. State	L, 14-26	1991	10/5	Kansas	W, 31-19
1926	11/6	Wash. & Lee	W, 30-6	1959	10/24	Vanderbilt	L, 0-33	1992	10/24	William & Mary	W, 33-7
1927	11/5	Virginia Tech	W, 7-0	1960	10/29	Wake Forest	L, 20-28	1993	10/2	Ohio University	W, 41-7
1928	11/3	Wash. & Lee	W, 20-13	1961	10/7	N.C. State	L, 14-21	1994	10/1	William & Mary	W, 37-3
1929	11/16	Virginia Tech	L, 12-32	1962	10/20	Wake Forest	W, 14-12	1995	9/30	Wake Forest	W, 35-17
1930	11/15	Wash. & Lee	W, 20-7	1963	10/19	S. Carolina	T, 10-10	1996	9/28	Texas	W, 37-13
1931	10/15	VMI	L, 3-18	1964	10/24	N.C. State	L, 15-24	1997	10/4	Wake Forest	W, 21-13
1932	11/5	Wash. & Lee	L, 0-7	1965	10/30	N.C. State	L, 0-13	1998	10/3	San Jose State	W, 52-14
1933	10/28	VMI	L, 12-13	1966	10/15	VMI	W, 38-27	1999	9/18	Wake Forest	W, 35-7
1934	11/10	Wash. & Lee	L, 0-20	1967	10/14	Duke	L, 6-13	2000	9/23	Clemson	L, 10-31
1935	10/26	VMI	T, 0-0	1968	10/5	Davidson	W, 41-14	2001	9/29	Duke	W, 31-10
1936	10/24	Wash. & Lee	L, 0-13	1969	9/27	Duke	W, 10-0	2002	9/21	Akron	W, 48-29
1937	10/23	VMI	L, 7-26	1970	10/3	Wake Forest	L, 7-27	2003	10/25	Troy	W, 24-0
1938	10/1	Wash. & Lee	W, 13-0	1971	9/25	Duke	L, 0-28	2004	9/18	Akron	W, 51-0
1939	10/14	Maryland	W, 12-7	1972	10/28	Maryland	L, 23-24	2005	9/24	Duke	W, 38-7
1940	10/19	VMI	L, 0-7	1973	10/6	Vanderbilt	L, 22-39	2006	9/16	Western Michigan	L, 10-17
1941	11/8	Wash. & Lee	W, 27-7	1974	10/12	N.C. State	L, 21-22	2007	10/13	Connecticut	W, 17-16
1942	No Homecoming Game			1975	11/8	East Carolina	L, 10-61	2008	10/11	East Carolina	W, 35-20
1943	10/9	Richmond	L, 7-16	1976	9/25	Duke	L, 6-21	2009	10/10	Indiana	W, 47-7
1944	No Homecoming Game			1977	9/24	Duke	L, 7-31	2010	10/16	North Carolina	L, 10-44
1945	11/10	Richmond	W, 45-0	1978	9/16	Navy	L, 0-32	2011	10/15	Georgia Tech	W, 24-21
1946	10/12	VMI	W, 19-8	1979	9/29	Duke	W, 30-12	2012	10/13	Maryland	L, 20-27
1947	10/11	Harvard	W, 47-0	1980	10/11	Clemson	L, 24-27	2013	10/26	Georgia Tech	L, 25-35
1948	10/23	VMI	W, 26-14	1981	10/24	Wake Forest	L, 21-24	2014	10/25	North Carolina	L, 27-28
1949	10/15	Wash. & Lee	W, 27-7	1982	10/23	Wake Forest	W, 34-27	2015	10/31	Georgia Tech	W, 27-21
1950	10/21	VMI	W, 26-13	1983	11/12	North Carolina	W, 17-14	2016	10/15	Pittsburgh	L, 31-45
1951	10/20	VMI	W, 34-14	1984	10/20	Wake Forest	W, 28-9	2017	10/21	Boston College	L, 10-41
1952	10/25	Duke	L, 7-21	1985	9/28	Navy	L, 13-17	2018	10/13	Miami (Fla.)	W, 16-13
1953	10/17	VMI	L, 6-21	1986	11/1	William & Mary	L, 37-41	2019	11/9	Georgia Tech	W, 33-28
1954	10/16	VMI	W, 21-0	1987	9/26	Duke	W, 42-17	2020	No Homecoming Game		
1955	10/15	VMI	L, 13-20	1988	10/8	Clemson	L, 7-10	2021	10/16	Duke	W, 48-0
								2022	10/8	Louisville	L, 17-34

ALL-TIME LETTERMEN

Following is a list of all 2,363 individuals who have been awarded the Virginia monogram for at least one season. Each year listed is the season the person earned a varsity letter. Players returning for the 2022 season are listed in **Bold**. Captains, managers and service awards are indicated by parentheses.




DUANE ASHMAN

A four-year letterman from 1993-96, defensive end Duane Ashman is tied for sixth in school history with 23 quarterback sacks.

A

- Abbott, Lawrence W.1940-41
- Abbott, William R. 1890
- Aben, Joseph G.1992-94
- Abrams, C. Michael1999-00-01
- Abramson, Milton G.1932-33
- Aboushi, Oday (Capt.) 2010-11-12
- Acree, John W. (Capt.) 1936-37-38
- Adams, Jenna D. (Mgr.) 2000
- Agee, Anthony W.1994-95
- Agunloye, Olasunkonmi2021-22**
- Ahern, Josh2020-21-22**
- Ahner, W.H.1924-25-26
- Ahunamba, Michael 2011
- Akere, Paul 2022**
- Aiken, Daniel L. 2007-08-09-10
- Ainslie, George A. 1890
- Albert, Branden B. (Capt.)....2005-06-07
- Albert, Larry1970-71
- Aldrich, Robert B. 1940
- Alexander, Donald1951-52-53
- Allanson, Scott L. 1995
- Allen, Demetrius C. "Pete".....1992-93-94-95
- Allen, George, Jr.1972-73
- Allen, Jeffrey1987-88
- Alonso, Mandy 2017-18-19-20-21
- Alvarez, Al 1976-77-78
- Alvarez, Caesar L. 1975-76-77-78
- Alvarez, Hector R. Jr. (Mgr.).....1996-97
- Alvarez, Pablo..... 2013
- Alznauer, Alfred G. 1962
- Ambrose, Dick (Capt.) 1972-73-74
- Amos, D'Angelo..... 2020
- Anderson, Daymon W. 1990-91-92
- Anderson, Edward C.....1914-15

- Anderson, G. W.1914-15
- Anderson, Jeffrey R..... 1966-67-68
- Anderson, Joseph R.J. 1888
- Anderson, Kelvin M. 1977-78-79
- Anderson, Maurice A.1996-97-98-99
- Anderson, Ottawa 2001-02-03-05
- Anderson, Stuart N. 1978-79-80-81
- Andrews, Edward B.1933-34
- Andrews, Dennis1960-61-62
- Angle, Clarence E.1962-63
- Annis, James J. (Mgr.) 1992-93-94
- Anthony, Enzo..... 2019
- Appleby, Antonio D. 2005-06-07-08
- Applefield, Marcus..... 2018
- Archer, W.W. (Mgr.)1952-53
- Armstrong, Brennan (Capt.) 2020-21-22
- Arnall, Bruce P. 1977
- Arnette, Gene (Capt.)1967-68
- Arnold, G. B.1922-23
- Asher, Oliver 1987
- Ashman, Duane A. 1993-94-95-96
- Ashwell, James 1951
- Atariwa, Adeeb2020-21
- Atkins, Lamont 2017-18-19
- Attaway, Ryan2022
- Augustino, Jason W. (Capt.) 1993-94-95
- Ausberry, Marshall L. 2005
- Austin, Randolph I. 1991
- Austin, Vernon C. 1928
- Azelby, Robert (Mgr.) 1986-87-88-89



ELTON BROWN

Guard Elton Brown was a first-team All-American as a senior in 2004. He won the ACC's Jacobs Blocking Trophy in 2003 and 2004.

B

- Baber, William F. 1997-98-99-00
- Bachman, Nathan L. 1902
- Bailey, Bruce1946-47
- Bailey, Kevin T. 2000-01-02-03
- Bailey, Rives..... 1953-54-55
- Baker, Daniel A. (Mgr.) 1985
- Baker, Jaylon 2019-20-21-22
- Bakhtiar, James A. (Capt.) 1955-56-57
- Baldwin, G.W. E. 1923
- Balezantis, Mark1984-85
- Ballard, Wayne1959-60
- Banbury, John R., Jr.1975-77
- Banks, J.B. (Mgr.) 1919
- Banks, William S. 1935
- Barber, J. O. "Ronde" 1994-95-96
- Barber, A. K. "Tiki" (Capt.).. 1994-95-96

- Barbour, Stuart A., Jr. ... 1945-46-47-48
- Barger, John.....1958-59
- Barile, Carl.....1972-73
- Barker, Edwin 1962
- Barker, R. A. 1914
- Barker, William S. (Capt.) 2006-07-08-09
- Barkley, Rufus C. 1948-49-50-51
- Barnes, K. Bradley (Capt.).....1999-00
- Barrol, Lewis (Mgr.)..... 1950
- Barron, Anne Elizabeth (Mgr.)..... 1996
- Barry, James E 1905
- Barthelmes, Brian 2002-03-04-05
- Bass, Spencer..... 1903
- Battle, Devon L. 2001
- Battle, LoVante' 2010-11-12
- Battle, Mike 1984-85-86-87
- Bauda, Russ 1970
- Bauman, Y. Hans 1974-75-76-77
- Baumann, Lawrence 1946-47-48
- Bawuah, A. Kofi1998-99
- Bayliss, Bill (Mgr.)..... 1971-72-73
- Beam, George B. 1974
- Bear, James A., Jr.1941-42
- Beattie, John..... 1973
- Beckett, J.H. 1907
- Bedesem, Richard W..... 2000-02-03-04
- Belfield, Philip (Mgr.) 1997-98-99
- Belfield, Samuel S. (Mgr.)... 1994-95-96
- Belic, Chuck..... 1970-71-72
- Bell, Andrew A. 1991-92-93
- Bell, Richard P (Mgr.) 1904
- Benckenstein, John H. 1926-27-28
- Benet, W. Christie1900-01
- Benkert, Kurt (Capt.)2016-17
- Bennett, Chico 2022**
- Bennett, Michael 1973
- Berce, Robert W. 1975
- Berger, Spencer S..... 1932-33-34
- Bergman, Carl (Mgr.)..... 1936
- Berkeley, Alfred R., Jr.1936-37
- Berkeley, Norborne.1914-15
- Berry, Thomas 1950-51-54
- Berry, Thomas R. 1982
- Bessell, Edmund 1947-49-50-51
- Best, Ryan A.2005-06
- Bethel, Carlysle A. 1927
- Bettridge, Will..... 2022**
- Beury, James 1930
- Bevan, Kenneth 1943
- Beveridge, James W..... 1938
- Bickers, Duane..... 1961-62-63
- Billyk, Allen C.2006-07
- Bingham, Robert W. 1890
- Bischoff, Bob 1968-69-70
- Bischoff, Ryan 2018
- Bissinger, Joe..... 2019-20-21
- Bizousky, Franklin P.....1980-81
- Blackburn, James F..... 1969
- Blackburn, John B. 1969
- Blackford, Staige D. (Capt.) 1921-22-23
- Blackman, Cole 2016
- Blackstock, Darryl 2002-03-04
- Bladel, Peter J. 2007
- Blaine, James G., Jr. 1894
- Blair, William Harrison (Mgr.)..... 1888
- Blakeley, Daniel L. 1971-72-73
- Blakey, R. K.1916-20
- Blandford, Charlie..... 1968-69-70

- Blanding, Derek N. 1981
- Blanding, Quin (Capt.)... 2014-15-16-17
- Blaze, Blake 2013
- Bloemers, Meindert (Mgr.)..... 1990
- Blosser, R. Allen..... 1981
- Blount, Joey 2017-18-19-20-21
- Blount, Tony 1976-77-78-79
- Blundin, Matthew B. (Capt.)..... 1989-90-91
- Board, Joe 1959
- Bock, Joseph A1979-80
- Bodison, Brian W. 1985
- Bolling, Anthony1983-85
- Bond, David O. (Capt.)..... 1982-83-84
- Bonney, William 1951-54-55
- Booker, Ronald M. 1980-81-82
- Boothe, M.L. (Mgr.)..... 1930
- Boley, McKale 2022**
- Borchers, Dennis..... 1965-66-67
- Borsari, Chris E.1989-90
- Bosher, Percy 1894
- Boucek, Heath 2002
- Bowanko, Luke (Capt.) 2011-12-13
- Bowden, C. H.1892-93
- Bowden, Robert J. 1974-76-77
- Bowen, H. M. 1908-09-10
- Bowers, Casey E. (Mgr.) 2001-02-03
- Bowie, Kevin J. 1975
- Bracey, Stevie..... 2022**
- Bradley, Kevin 2005
- Bradley, Landon 2009-10-11
- Bradshaw, Zach..... 2013-14-15-16
- Brady, Sam2021-22**
- Branble, William L.1925-27
- Brancati, Mike 1976-78-79
- Branch, Nisha1998-99
- Brand, Richard W. (Capt.)... 1966-67-68
- Brandenburger, Mark A. (Mgr.) ... 1990-91-93
- Bratt, Dave 1970
- Bratton, Darrius..... 2017-18-20-21-22
- Brathwaite, Chris2012-14
- Braun, G. P., Jr. 1933
- Braverman, Todd H.1998-99
- Bressan, Bob 1968-70-71
- Brewer, Connor2015-16
- Brewer, Ward W. 1930-31-32
- Brice, William J. 1993-94-95-96
- Bride, James C. 1900
- Bridges, Bill1976-77
- Briggs, Jowon2019-20
- Brim, Demeitre2012-13
- Brindle, Christopher 1985
- Brinkley, Stan 1943
- Brissett, Dejon 2019
- Britton, Trevor A. 1995-96-97
- Broadus, Carl 1943
- Broadnax, Christopher 2010
- Bronston, Thomas H. 1902
- Brooks, Aaron L. (Capt)..... 1996-97-98
- Brooks, Ahmad..... 2003-04-05
- Brooks, Kevin..... 1992-93-94-95
- Brookshire, Randal D. 1981-82-83
- Brown, Andrew 2015-16-17
- Brown, Chris 1970-71-72
- Brown, David E. 1989-90-91
- Brown, Elliott..... 2017-18-20-21
- Brown, Elton (Capt.)..... 2001-02-03-04
- Brown, Gregory A. 1978
- Brown, Kristie (Mgr.) 1979



Brown, J. D.1913-15
 Brown, Jamall..... 2015
 Brown, Javaris..... 2009
 Brown, Michael A.....2005-06
 Brown, Philip..... 2004
 Brown, Ray W. 1944-45-46-47
 Brown, Roy E. (Capt.).... 1986-87-88-89
 Brown, Thompson..... 2011
 Brown, W. 1923
Brown, Xavier 2022
 Browning, Lee 1975-76-77-78
 Browning, Skip 1974-75-76-77
 Bryan, J. R. 1888
 Bryan, Steve C.1966-67
 Bryan, T. (Mgr.) 1905
 Bryant, Arthur H., Jr.1937-38
 Bryant, C. Edgar 1940-41-42
 Bryant, Donald L..... 1986-87-88-89
 Bryant, Dre 2019-20
 Bryant, Herbert 1929-30-31
 Buchanan, Robert A.....1966-67
 Buck, Harrison L. (Mgr.) 1928
 Buczynski, Kenneth R.1994-95
 Budd, Michael L. 1977-78-80-81
 Bullett, Marcus J. 1996
 Bullington, R. M., Jr.(Mgr.) 1922
 Bullock, Quanah.....1984-85
 Burbank, Ross (Capt.)... 2012-13-14-15
 Burd, Kristopher A. 2008-09-10-11
 Burford, David G. 1962
 Burge, W.Y..... 1921
 Burger, Raye A. (Capt.) 1931-32-33
 Burkhalter, Susan E. (Mgr.).....1977-78
 Burkley, Bob.....1970-71
 Burlington, George..... 1894
 Burnett, Lucien D., Jr.....1943-44
 Burnett, Muscoe..... 1920
 Burney, Richard (Capt.) . 2016-17-19-20
 Burnim, Adrian V. 1995-97-98
 Burns, John 1986
 Burns, Robert 2013-14-15
 Burns, Thomas D..... 1991-92-93
 Burrell, Denzel L. (Capt.)2007-08-09
 Burton, John L..... 1952
 Butler, Bradley J., Jr.....2003-04-05
Butler, Kam 2022
 Butts, Evan 2015-16-17-18
 Byers, Emmanuel L.....2005-06
 Byrd, Derick L..... 1994-95-96
 Byrd, Julian M. 1899
 Byrd, Victoria D (Mgr.) 2001
 Byrd, William E., Jr. 1927-28-29-30
 Byrne, Jeb..... 2014

C

Cabbell, Robert L., IV..... 2008-09-10
 Cain, Isaac 2009-10
 Calamos, Jeff.....1967-68
 Caldwell, T. D. (Mgr.) 1932
 Calfree, W. R. 1909
 Calhoun, J. C. 1915
 Call, Frank L, II (Capt.) 1956-57-58
 Call, Robert 1979
 Callinder, Rickey L. 1980-81-82-83
 Calloway, Anthony 2016
 Calvert, Robert A. 1916
 Cameron, George 1929-30
 Camper, Jack 2022
 Campbell, Braden..... 2002
 Campbell, Eldridge.....1922
 Campbell, Jack..... 1948
 Canady, Maurice..... 2012-13-14-15
 Canale, Terry 1959
 Candler, James 1957
 Canevari, Robert1957-58
 Cantrell, Wayne E. 1945
 Canty, Christopher L. (Capt.).... 2001-02-03-04
 Caplinger, Adam 2013
 Caracciolo, Danny.....2020-21
 Carber, Ben 2002
 Cardenas, Luis David 1985-86-87
 Cardozo, Mosby G. 1938-39-40
 Cardwell, B. Winston (Capt.).... 1925-26-27-28
 Cardwell, Vincent.....1933-34
 Cardwell, Victor O. 1982
 Carey, Geoffrey 1991
 Carey, Ronald (Capt.) 1987-88-89-90
 Carlisle, Robert 1958
 Carney, Alonzo B.....1897
 Carnuche, Joe 1988
 Carrington, A.B. 1916
 Carrington, Edward (Capt.)... 1964-65-66
 Carrington, Jim 1968-69-70
 Carrington, Richard A., Jr. 1920-21-22
 Carrington, R. W. (Mgr.)..... 1910
 Carroccio, Russell 1951
 Carroll, Linwood W., Jr.1981-84
 Carter, Aubrey L. (Capt.) 1911-12-13
 Carter, Darnell 2010
 Carter, Frederick D.....1987-88
Carter, Jahmeer2020-21-22
 Carter, Richard T. (Mgr.)..... 1967
 Carter, Keenan 2004-05-06
 Cates, Brawner B., III (Trainer) 1966
 Cascella, Robert Jr. 1967
 Cascarano, Sean..... 2010-12-13
 Cash, D. Alvin..... 1956-57-58
 Casler, DeWitt B. (Mgr.) 1969
 Catchings, Oliver W. (Capt.)1891-92
 Cathey, Michael Ray 1988
 Caulk, Kelly F. 1985-87
 Cecil, B.R. (Capt.) 1908-09-10
 Chalmers, Chayce 2020-21-22
 Chamoun, Fady E.....1997-98
 Champlin, Tom 1976-77-78
 Chapin, Scott H. 1983-84-85
 Chaplin, James P. 1990
 Chatman, Ryan (Mgr.).....2003-04
 Chester, Patrick L. 1978-79-80-82
 Childress, Daniel 2009
 Childress, Ryan W..... 2000-01-02-03
 Childrey, Thurston (Mgr.)..... 2003-04-05-06
 Childs, Darren J.....2008-09
 Chiles, John P. 1964
 Chisolm, William (Capt.)..... 1950-51-52

Choice, William, Jr. 1900
 Choma, John G. 1975-76-77
 Christ, Tommy 2018-20
 Christhilf, Mark H. 1969
 Christhilf, Stuart M. 1961-62-63
 Christian, Archer..... 1909
 Chung, Julie (Mgr.)..... 2005
 Churchman, Charles J.....1916-19
 Cikra, Jeffrey1973-74
 Clardy, Carlton S., Jr..... 1977
 Clark, Aaron J. (Capt.).....2007-09
 Clark, Henry (Mgr.)..... 1950
 Clark, John F. 1920
 Clark, William 1998-99-00-01
 Clarke, William B. 1954-55-56
Clary, Antonio2019-20-21-22
 Clay, Allen J.....1943-44
 Clay, Eric A..... 1985-86-87
 Clements, Alan..... 1970
 Clifton, Davian..... 1987
 Close, Oscar Thomas.....1927-28
 Cocke, Paul Lee (Capt.)..... 1896
 Cockrell, Ewing 1894
 Cockrill, A. 1924-25
 Coen, George W. 1935
 Cofer, Richard S., Jr. (Capt.)..... 1943
 Coffey, Kevin 1998-99-00
 Coleman, Bryan..... 1976-77-78-79
 Coleman, H. W. (Capt.) . 1913-14-15-16
 Coleman, James..... 2015
 Coleman, Lester.....2017-18
 Coleman, Robert M. (Capt.).... 1899-1900-01
 Coleman, T.G..... 1915
 Coles, George M. 1931-32-33
 Coley, Henry (Capt.) 2011-12-13-14
 Colleran, James 1973-74-75
 Collier, Harris T. (Capt.) 1896-97-98
 Collins, Brad M. 1990
 Collins, Louis 1976-77-78-79
 Collins, Nathaniel A. 2006-07-08-09
 Collins, Paul D. 1987-88-89-90
 Collins, Peter B. 1992-93
 Condon, William J. 1930-31-32
 Connair, Paul..... 1945
 Conner, Andrews B., Jr.....1935-36
 Conner, Clyde R..... 1903
 Conrath, Matthew F..... 2008-09-10-11
 Constantine, Richard 1966-67-68
 Conte, Nicholas..... 2015-16
 Cook, Christopher O..... 2006-07-09
 Cook, Kevin J. 1986-87-88-89
 Cook, Malcolm 2017-18
 Cooke, Mark1989-90
 Cooke, Merritt, Jr. (Capt.) 1903-04-05-06
 Cooper, Anthony 2012
 Cooper, Charles C.....1941-42
 Copeland, James 1964-65-66
 Copeland, William..... 1973-74-75-76
 Copper, Jon S..... 2005-06-07-08
 Corley, Ralph A. III 1965
 Cornachione, Mike..... 1972-73-74
 Corney, Trent 2013-15
 Corson, John J. 1954-55-56
 Costas, Stormy 1970-71
 Council, Walter W. (Capt.)..... 1902-03-04
 Covington, Anthony L. 1987-88-89-90
 Covington, Jim 1952
 Covington, Maurice D..... 2006-07-08
 Cowley, Tanner 2016-17-18-19
 Craft, Warren.....2016-17
 Craig, Irvin 1919
 Craig, Ross W. 1940-41

Crawford, Casey S. 1996-97-98-99
 Crawford, Kenneth.....1999-00
 Crawford, Charles B.....1905-07
 Creekmore, Thomas A. 1913
 Crenshaw, Francis 1940-41-42
 Critchley, Craig A. 1970-71-72
 Croce, Vincent (Capt.)..... 2014-15
 Crocker, Joseph L. 1993-94-95
 Croft, Lawrence1966-67
 Cross, De'Vante 2017-18-19-20-21
Cross, Kendall..... 2022
 Crowell, Angelo D. (Capt.)..... 1999-00-01-02
 Crowell, Germane L. 1995-96-97
 Crum, William J. 1940
 Cuddy, Curtis Emory 1924-25-26
 Cabbage, Michael..... 1969
 Cunningham, Alexander 1890-91
 Cunningham, Ian-Yates 2003-06-07
 Cuozzo, Gary (Capt.) 1960-61-62
 Curry, Almondo A. (Capt.) 2001-02-03
 Curry, Bill A. 1990-91-92-93
 Custis, John (Mgr.) 1999
 Cutler, Robert C.....1932-33
 Cwalina, Timothy 2014
 Cypress II, Fentrell 2021-22


D

Dabney, H. Slayton (Mgr.).....1996-97-98
 Dabney, Virginia.....1896-1900
 D'Acunto, Matthew A. 1998-99
 Daggett, William W. (Capt.).....1889-90
 Dahlgren, J. Eric 1972-73-74
 Dahlgren, John B. 1951
 Daingerfield, J. K. 1907-09
 Daly, Raymond 1983-84
 Dandridge, Victor (Mgr.)..... 1959
 Daniel, Edward M. 1902
 Daniel, Travis G. 1927
 Darby, Donald W. 1923-24
 Darden, Ronald C. 2005
 Darrington, Devin..... 2021
 Daugherty, G. (Mgr.) 1929
 Dausch, Andrew W. 1991-92-93-94
 Davenport, Henry B., III 1957
 Davenport, Stephen R. (Capt.).... 1935-36-37
 Davidson, Bertram..... 1922
Davies, Ethan..... 2022
 Davis, Adrian A. (Mgr.)..... 1994
 Davis, Chuck 2018-19
 Davis, Conner 2012-13-14
 Davis, Devontae 2022
 Davis, E. 1895-96-97-98
 Davis, Edgar P..... 1983-84-86
 Davis, Harrison P, III 1971-72-73
 Davis, James P., Jr. 1971
 Davis, John S., Jr. 1921-22
 Davis, Lavel, Jr. 2020, 2022
 Davis, Raymond W. 1952
 Davis, Richard J..... 1944
 Davis, Robert E. 1964-65-66
 Davis, Roger 1964-65
 Davis, Stephen M. (Mgr.).... 1993-94-95
 Davis, Thierrien 2004
 Davis, Tyrone 1991-92-93-94
 Davis, William G. 1969-70-71
 Davis, William A. 2002
 Dawson, Jeffrey C. (Mgr.)..... 2000
 Day, Richard W. 1928-29
 Dean, David (Capt.)..... 2013-14-15
 Deane, Herbert D 1922
 Debuskey, Merle..... 1943



CHRIS CANTY
Chris Canty lettered from 2001-04 and was a mainstay on UVA's bowl teams in 2002, 2003 and 2004. He was a captain in 2004.

DeButts, Richard F.....	1928
DeButts, William J.....	1929-30-31
DeGiorgi, John Albert.....	1985
Deitrick, William A.....	1922-23
Deke, Scott M.....	2008
Delaney, Brian.....	2017-18-19-20
Delaney, Lindsay J.....	1980-81
de Laoreal, David.....	2002-03
Delk, David L.....	1990
Dempsey, Arnold.....	1958-59-60
Dempsey, Joel L.....	1985-86-87-88
Dennis, Bill.....	1972-73-74
Depenbrock, John F., Jr.....	1963-64
Derey, Walter L.....	1994-95-96
Detrick, Jared B.....	2007-08-10
Devine, Derek.....	2020, 2022
Devlin, Andrew C.....	2008
Dewease, Jake.....	2020
Dial, John M.....	1931-32-33
Dias, Jermaine E.....	2004-05-06-07
Diatta, Mike.....	2022
Dickerhoof, Greg.....	1970-71-72
Dickerson, Dale A.....	1971-72-73
Dickerson, James S.....	1946-47
Dickey, Erwin, Jr.....	1939-40
Dickey, Larry.....	1962
Diehl, John.....	1955
Diffey, A. Carter (Capt.).....	1923-24-25
Dingle, Antonio D.....	1995-96-97-98
Dinwiddie, Harry E.....	1936-37-38
Dismukes, Robert E. (Mgr.).....	1931
Dittman, Bradley D.....	1997
Dixon, Mark K. (Capt.).....	1990-91-92-93
Dixon, Tenyeh.....	2019
Dockins, Kyle.....	2013-14-15
Dodson, E. Griffith.....	1905-06
Dodson, E. Griffith, Jr.....	1934
Dolce, John-Kevin (Capt.)...	2008-09-10
Dollin, Jeremy.....	2013
Dombrowski, James (Capt.) ...	1982-83-84-85
Donahue, Ian (Mgr.).....	1998-99-00
Donley, James T.....	1963-64-65
Donahue, Ian.....	1999
Donohue, Duncan E. (Mgr.).....	1995-96-97-98
Dooley, Derek V.....	1987-88-89-90
Dorsey, J. Mark, Jr.....	2002-03
Dotson, Demetrius J.....	1996-99-00
Doubet, Dennis.....	1971
Dougherty, Michael.....	1959
Doull, Ryan.....	2014-15
Dowe, Michael.....	1973-74-75
Dowling, Doni.....	2014-15-16-17
Dowling, Ras-I (Capt.)...	2007-08-09-10
Drewry, B. Leigh, Jr. (Mgr.).....	1977-78
Driver, James G.....	1910
Dubois, Hasise.....	2016-17-18-19
Duckett, John A.....	1998-00-01
Duda, John P. (Capt.).....	1944-45-46
Duda, Patrick.....	2009
Dudgeon, Henry M.....	1992
Dudley, Lee.....	2019
Dudley, Thomas E.....	1942-46
Dudley, William M. (Capt.)	1939-40-41
Duenkel, Justin.....	2020-21
Duffalo, Rick.....	1972
Duffy, Terence J. (Capt.).....	1960-61-62
Dunn, C.Y.....	1929
Dunn, Joseph W.....	1919-20
Dunnagan, Darby J. (Mgr.).....	2001-02-03-04
Dunphey, Robert.....	1963-64-65
Duong, Vi Sieu (Mgr.).....	2000
Durbin, Bradley.....	2002
Durham, Imhotep.....	2004



PERCY ELLSWORTH

Safety Percy Ellsworth led the team with six interceptions as a first-team All-American in 1995 as UVA claimed its second ACC title.

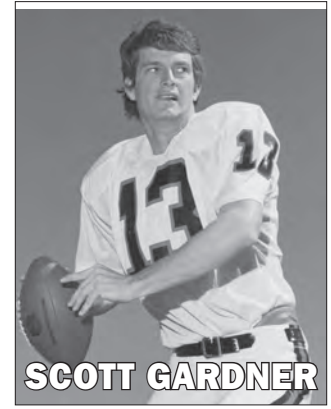
E

Early, Nathaniel B., Jr.....	1892-93
Echard, Thomas C.....	1930
Eck, Michael A.....	1982-83
Edgar, William J., Jr.....	1931-32
Edmonds, Gene H.....	1948
Edwards, Robert (Capt.).....	1958-59
Edwards, Thomas S.....	1937
Edwards, William C.....	1991-92-93
Egan, D. Cole.....	1980
Ekejiuba, Isaiah.....	2003-04
Elam, Robert A. (Mgr.).....	1987-88-89
Eldridge, David.....	2016
Elegbe, Akinwale O. "Wale".....	1996-97-98
Elekes, James.....	1953-54-55
Elliott, Carlton B.....	1947-48-49
Elliott, William, Jr.....	1891
Elliott, John S.....	1908-09
Ellis, Charles W.....	1944-45
Ellis, Daniel G.....	1999-00
Ellis, Jordan (Capt.).....	2016-17-18
Ellis, Justin M. (Mgr.).....	2000
Ellsworth, Percy D.....	1992-93-94-95
Elmer, James.....	1903
Elsom, T. Waverly, Jr.....	1898
Ely, Richard J.....	1936
English, Jack.....	2014-15-16-17
Epps, C.J.....	2018
Ereso, Glenn L. (Mgr.).....	1993-94-95
Estes, A.N.....	1897
Estes, Patrick.....	2001-02-03-04
Evans, Jerton P.....	1999-00-01-02
Evans, Peyton R.....	1914
Ewers, Steven W.....	1988

F

Fadden, Thomas.....	1973-74-75-76
Fagan, Shane (Mgr.).....	2002-03-04-05
Fahey, James T. (Capt.).....	1944
Fairbrothers, David L.....	2006
Falshaw, Lloyd T.....	1991
Fannon, Francis H.....	1954-55
Farinholt, Bart.....	1980-81-82-83
Farrell, Bill.....	1970-71-72
Farrell, Brendan.....	2022
Farrell, Justin.....	2021
Farrington, Mark.....	2002-03
Farrior, James A.....	1993-94-95-96
Fassio, Danny.....	1967-68-69
Faulconer, Hunter.....	1927-28-29

Faulconer, Hunter, Jr.....	1959
Faumui, Aaron.....	2018-19-21-22
Feagans, John.....	1959
Fears, Eric.....	1981-82-83
Fells-Danzer, Terence.....	2009-10-11
Fenwick, Charles R.....	1920-22
Ferens, Joseph E.....	1969
Ferguson, D'Brickshaw.....	2002-03-04-05
Ferguson, Eric (Mgr.).....	1999
Ferguson, Kevin.....	1984-85-86
Ferrara, Albert E.....	1968
Ferris, Edward.....	1959-60
Fetsko, John D.....	1986-87
Fetsko, Michael E.....	1985-86-87
Field, Alexander M.....	2007-08
Fielder, Craig J.....	1986
Fields, Dennis L.....	1986
Fields, Malachi.....	2021
Fieler, Jake.....	2016-17-18
Fink, Joseph K.....	1926
Finkelston, Tim.....	1986-87-88-89
Finkelston, Tucker.....	2020-21
Finlay, Robert.....	1943
Finley, Edward.....	1910-11-12
Finn, Jacob.....	2021
Firesheets, Linda R.(Mgr.).....	1981-82
Fischer, Stanford S.....	1959-60-61
Fisher, Duane R.....	1998-99
Fisher, J. Nikki.....	1988-89-90-91
Fitch, Cameron.....	2013-14
Fitzgerald, Jeffrey L.....	2006-07
Fitzgerald, Harvie (Mgr.).....	1951-52
Fleming, Carl, Jr.....	1936-37
Flippin, Harrison F.....	1927-28
Flock, George A.....	1931
Flores, John Paul.....	2023
Flow, Donald E.....	1974-75-76
Floyd, Earle N. (Mgr.).....	1908
Fogg, Richard E.....	1959
Foley, Randy.....	1990-91
Ford, John.....	1984-86-87-88
Ford, Pat.....	1984
Ford, Thomas A.....	1950-51-52
Foreman, Tyree L.....	1999-00-01
Fortin, Matthew.....	2011-12-13
Foster, Henry P. Jr.....	1921-22-23
Foster, Joshua D. (Mgr.).....	1995-96-97-98-99
Fracker, Lee S.....	1959
Franklin, Anthony I. (Capt.).....	2003-04-05-06
Fray, Samuel B.....	1945-46
Frazier, William L.....	1981-82-83-84
Frederick, T. Michael (Capt.) ..	1991-92-93-94
Freedman, Beth H. (Mgr.) ...	1994-95-96
Freedman, Paul.....	2010-11-12
Freeman, Robert.....	1960-61-62
Frerotte, Albert G.....	1938-39-40
Freshour, Michael L. (Mgr.).....	1990-91
Friedberg, Samuel.....	1925-26
Frizzell, H. Lockwood (Capt.).....	1946-47
Frost, Charles M.....	1924
Fryberger, Philip K.....	1933-34
Frye, Ian.....	2012-13-14-15
Fuller, F.L.....	1891
Fuller, Jason L.....	2008
Fuller, Robert P.....	1941
Fulp, Kenneth B.....	1974-75-76-77
Fulton, James J.....	1896
Furnish, Ty.....	2022
Furst, Gerald.....	1950-51-52



SCOTT GARDNER

Scott Gardner led the ACC in passing and total offense in 1973 and 1975 and graduated as UVA's all-time passing leader.

G

Gaalaas, Trygve L. (Mgr.).....	1988
Gahm, Matt.....	2018-19-20
Gallo, Gregory.....	2013-14
Galloway, Christopher B.....	1991
Gaffney, John F.....	1986
Gaffney, Micah.....	2022
Gaines, Elijah.....	2022
Garcia, Rafael.....	1993-94-95-96
Gardner, Ross.....	2017
Gardner, Scott (Capt.)...	1972-73-74-75
Gardner, Tyrus W.....	2004-05-06
Garner, Kirk.....	2014-15-16-17
Garner, W. Glover.....	1952
Garr, William R. (Mgr.).....	1991
Garren, Harold A.....	1983-84-85
Garrett, A. Randolph.....	1934
Garnett, Alex Y. P.....	1905
Garno, Edmund F.....	1989-90-91
Garrett, E.E.....	1889
Garriot, Richard.....	1965
Garth, William.....	1890-91
Gassert, Ronald E. (Capt.).....	1959-60-61
Gathman, David B.....	1994-95
Gatling, Herman D., Jr.....	1952-54
Gay, Peter A.....	1951-52
Gearhart, Paul T. (Mgr.).....	1985
Gehr, Harry.....	1971-72
Gehring, Doug.....	1972
Gentry, Fenton A.....	1931
George, Charles T. (Capt.) ...	1937-38-39
George, Woodruff, Jr.....	1936-37-38
Gerczak, Brian K.....	1991-92-93
Gerstle, Harry L.....	1899
Geyer, Horace, Jr. (Capt.).....	1908-09-10
Gianakos, Nicholas, C.....	1938-39-40
Gianakos, John C.....	1944-45
Gibson, Albert D. (Mgr.).....	1996-97
Gibson, Kareem.....	2016
Gill, Bernard A., Jr.....	1948-49
Gillette, James T.....	1913-14
Gillette, James T., Jr. (Capt.).....	1937-38-39
Gillette, R. Turnbull.....	1941-42
Gilmer, Thomas W. (Capt.).....	1888
Glagola, Doug.....	1988
Glagola, Paul (Student Asst.).....	1995
Glaser, Chris.....	2017-18-19-20-21
Glasper, Derrick L.....	1975-76-77-78
Glaspy, Byron R.....	2005-06-07-08
Glassic, Thomas (Capt.).....	1972-73-74-75
Glauber, Robert.....	1926



Gloth, William C. (Capt.).....	1906-07-08
Glover, Jerry V.....	1981-82
Godfrey, Gregory H.....	1971-72
Goldberg, Boris S.....	1947-48-49-50
Golden, Kenneth E.....	1971
Gollinge, Paul J.....	1988
Gomolak, Gary.....	1978-79
Gonyo, Jerry.....	1959
Gooch, Miles.....	2011-12-13-14
Gooch, Robert K.....	1911-12-13-14
Gooch, Stapleton D.....	1909
Gooch, Stapleton D., Jr.....	1932
Gooch, William S.....	1916
Goode, Darren A.....	1981
Goodhue, J. Forrest.....	1911
Goodman, Bobby.....	1991-92
Goodman, Frank S.....	1944
Goodwin, E. Howard.....	1939-41
Goodwin, W. C.....	1916
Goodwyn, Benson L.....	1988-89-90
Gorbett, Walter T.....	1945-46
Gormley, William J.....	1981
Gorham, Chris R.....	2005-07
Gosney, Luther S.....	1938
Goss, George T. H.....	1971
Goss, Jon.....	2013
Gottschalk, Sean P.....	2007
Gould, Christopher M.....	2004-05-06-07
Gould, Kevin (Capt.).....	1984-85-86
Graham, David (Capt.).....	1957-61-62
Graham, Robert S.....	1904-06
Granger, Gordon IV.....	1951-52
Grant, Nick.....	2017-18-19-20-21
Grant, Sharp.....	1910
Gravatt, John S. E.....	1930-31
Gravatt, William M., Jr.....	1939-40
Gravins, John J. III.....	1958
Gravins, Thomas.....	1957-58-59
Gray, Arthur P.....	1966-67
Gray, Brian (Mgr.).....	2007
Green, Donny J.....	1997-98-00
Green, Jared P.....	2008-09-10
Greene, J. David.....	1998-99-00-01
Greene, John M.....	1962-63
Greenleaf, John J. (Mgr.).....	1901
Greenway, Addison W.....	1889-90-91
Greenway, John C.....	1890
Greer, Steve (Capt.).....	2009-10-11-12
Greggs, Durwin D.....	1986-87-88-89
Grier, Andre.....	1976-78-79
Griese, Robert S.....	1988-89-90
Griffin, Malcolm.....	1898-99
Griffin, Nash.....	2017-18-19-20
Griffith, C. Travis (Capt.).....	1996-97-98-99
Griffith, Edmund B.....	1981
Griggs, David W. (Capt.).....	1985-86-87-88
Griggs, Thomas J.....	1960-61-62
Griggs, William E., III.....	1981-82-83
Grimes, George.....	1942-46-47
Grinnell, David.....	1979
Griswold, William H.....	1952
Grobe, Jim.....	1973-74
Groh, Albert, Jr.....	1965
Groh, A. Michael, III (Capt.).....	1994-95
Grover, Robert N.....	1894-96
Gruber, Dave.....	1970
Grywatch, Trevor.....	2011
Gulaskey, Joseph, W., IV.....	1980-81-82
Gunby, John K. (Mgr.).....	1916
Gunderman, Robert E.....	1954-55
Gustafson, Robert E.....	1969-70-71
Gut, Robert E.....	1951-52-53

Guttman, Bernard.....	1943
Gwynn, Dallas E.....	1962-63-64



BYRON GLASPAY

Byron Glaspay lettered from 2005-08 for the Cavaliers as a fixture in the Virginia secondary for head coach Al Groh.

H

Hamblen, Lapsley.....	1948
Hackemer, Dean F.....	1986
Hackworth, Dennis.....	1973-74-75
Hagan, Thomas J.....	2002-03
Hagans, Marques T. (Capt.).....	2002-03-04-05
Hager, J. F.....	1916
Hagy, Jesse.....	1953-54-55
Haines, Innes C.....	1937-38-39
Hairston, Eric.....	1987
Hale, Charles.....	1973-74-75
Hale, David A.....	2004
Haley, Dennis.....	2003-04
Hall, Alexander.....	2004
Hall, Bryce (Capt.).....	2016-17-18-19
Hall, David M.....	1979-80
Hall, Joseph M. (Capt.).....	1987-88-89-90
Hall, Mark.....	2014-15-16
Hall, Thomas S.....	1920-21-22-23
Hall, Vicqual R. (Capt.).....	2006-07-08-09
Hall, W.....	1889
Hallett, Horace S.....	1932-33-34
Hamilton, Frank L.....	1959-60
Hamilton, Marcus C. (Capt.).....	2003-04-05-06
Hamm, Daniel.....	2014-15-16-17
Hammer, Charles A.....	1966-67-68
Hammond, Darryl.....	1986-87
Hanback, Eli.....	2016-17-18-19
Hankins, Langdon.....	1919-20-21
Hannig, Thomas L. (Mgr.).....	1987-88-89
Hanretty, John J.....	1937
Hansen, Louis.....	1950
Hanson, Jere.....	1943
Harbison, Clinton M., Jr.....	1940
Harding, Charlie.....	1950-51-52
Hardaway, Robert B.....	1949
Hardy, M. Jermaine (Capt.).....	2001-02-03-04
Harkleroad, Patrick C.....	1992-94
Harold, Eli.....	2012-13-14
Harper, Frederick.....	1892-93
Harris, Anthony (Capt.).....	2011-12-13-14
Harris, Arlen Q.....	1999-00-01
Harris, Arthur B.....	1901
Harris, Arthur H.....	1921
Harris, Billy (Mgr.).....	1952-54
Harris, Eric.....	1972

Harris, Frank C.....	1901-02
Harris, Floyd M.....	1927
Harris, James N.....	1980-81-82
Harris, Jonathan C.....	1993-94-95-96
Harris, L. Peyton.....	1938-39
Harris, M. Antwan.....	1996-97-98-99
Harris, M.K.....	1910
Harris, Randall.....	1964-65-66
Harris, Stuart H. Jr.....	1951-52
Harris, Tim.....	2013-14-15-18
Harris, William H. Jr.....	1931-32-33
Harris, William K.....	1977
Harris, W. W.....	1912
Harrison, Christopher A.....	1991-92-94-95
Harrison, H. Preston.....	1951-52-53
Harrison, Jalen.....	2020
Harrison, M. Ponder.....	1980
Harrison, Robert E, Jr.....	1921
Harrison, T.C.....	2019-20-21
Harriss, M.K.....	1909
Hart, Charles J.....	1964-65
Hartwell, Herbert R.....	1953-54-55
Harvey, F. (Mgr.).....	1951-52
Haser, James J.....	1964
Haskell, Charles C.....	1899-1900
Haskell, Sandford.....	1934-36
Haskins, Bobby.....	2018-19-20-21
Hathaway, Edwin J. (Mgr.).....	1920
Hawes, R. N. (Mgr.).....	1925
Hawkins, Ahmad R.....	1997-98-99-00
Hayes, J.J.....	1921
Hayman, Reuben R.....	1924
Haynes, Jason M. (Mgr.).....	1985-86-87-88
Hayward, Sam.....	2016
Heald, Wister M.....	1903
Heath, Bryan W.....	1991-92-93-94
Heilman, Graham M.....	1937
Hedges, Halstead S.....	1890-91
Heidel, Charles F. (Service).....	1980
Heim, Joshua (Mgr.).....	2004-05-06
Helman, Gary E. (Capt.).....	1969-70-71
Henderson, Russell M.....	1975-76-77-78
Henry, Ra'Shaun.....	2020-21
Hepler, John D.....	1961-62-63
Herard, Dave.....	2022
Hess, David (Mgr.).....	1997-98-99
Hewitt, James S.....	1911
Heyward, Clinch.....	1968-70
Hickman, William K.....	1944-46-47-48
Hicks, Curtis N.....	1991-92-93-94
Hicks, George I., Jr.....	1892-93-94
Hicks, Preston W.....	1986-87-88
Hill, Braxton.....	1965-66-67
Hill, D.J.....	2011-12-13-14
Hill, Julien Harrison.....	1897
Hill, William M. (Capt.).....	1940-41-42
Hill, William (Capt.).....	2010-11-12
Hillebrand, H. T.....	1888
Hillman, D. Scott.....	1982-83-84-85
Hinkebein, Christopher.....	2009-10-11
Hitchcock, Bryan S.....	1982-83-84
Hitt, John Andrew.....	1974-75-76
Hoak, Harold G.....	1950-51-52
Hoback, William W.....	1937
Hobson, Alexis, C.....	1900-01
Hodge, John H.....	1939
Hodges, Jacob (Mgr.).....	2008-09
Hodges, Jacob.....	2010-11-12
Hodges, Thomas B.....	1963-64-65
Hoffarth, James D.....	1961-62
Hoffer, Stephen J.....	1954
Hoffman, Andrew.....	2002-03-04

Hofheimer, Al G.....	1927
Hoge, Peyton H. III.....	1934-35
Hogg, Ben.....	2018-19
Holladay, Edwin W.....	1907-08-09-10
Holland, Howard A.....	1923-24-25
Holland, Kara (Mgr.).....	2002-03-04
Holland, Nathaniel L.....	1926
Hollier, Darnell L.....	1999
Hollins, Mike.....	2019, 2021-22
Holmes, Larry M.....	1990-91-93
Holoman, Bryan K.....	1978-79-80-81
Holz, John W.....	1944-45
Honaker, Samuel W.....	1906-07-08-10
Hopkins, Charlie.....	2015
Hoppe, W. Joseph.....	1966-67-68
Horn, James E.....	1986
Horne, Raynard J.....	2008-09-10
Horsley, Shelton, III.....	1945
Horton, Jonathan.....	2022
Hoskey, DreQuan.....	2011-12-13-14
Hottowe, J. Daniel.....	1975-78
Houston, Augustus W., Jr.....	1902
Howell, Jimmy.....	2008-09-10-11
Hoxton, Archibald R.....	1895-96
Hrica, Leonard.....	1962-63-65
Hubbard, Garland Reid.....	1923
Huddleston, James W.....	1982-83-85
Hudson, Grant.....	1976-77-78-79
Huffman, Edward B. Jr.....	1978
Hughes, Connor.....	2002-03-04-05
Hull, George F.....	1903
Hummel, William T.....	1979-80
Hunt, Robert W.....	1996-97-98
Hunter, Reuben (Mgr.).....	2004-05-06
Hunton, Richard O.....	1959
Hurt, Robert H.....	1942
Hurst, Harry H.....	1981-82
Hushion, John B.....	1925-26-27
Husted, Michael J.....	1989-90-91-92
Hutter, Quintus.....	1925-26-27
Hylton, Vivian.....	1958
Hyson, James C.....	1979-80-81-82

I

Inderlied, Mark.....	1987-88
Inman, Dontrelle J.....	2007-08-09-10
Isabelle, Yubrenal T. (Capt.).....	1998-99-00
Isaiah, Brandon.....	2002-03-04
Izlar, Paul R. P.....	1977



THOMAS JONES

Thomas Jones led the ACC in rushing in 1998 and 1999 and finished his career as UVA's all-time leading rusher with 3998 yards.

J

Jackson, Alan K.....1974-75
 Jackson, B. Lowndes 1895
 Jackson, Jamaal K.....2005-06-07
Jackson, James.....2022
 Jackson, Nick (Capt.).... 2019-20-21-22
 Jackson, Rashawn L. 2006-07-08-09
 Jackson, Ryan 1984-85-86-87
 Jackson, Yusef D. 1989-90-91
 James, Philip Randolph 1943
 Jamison, Robert Scott 1945
 Jana, Terrell (Capt.)..... 2017-18-19-20
 Jarrett, Drew2009-12
 Jarvis, Brandon 2009
 Jarvis, Carroll 1964-65-66
 Jarvis, Michael J.....1966-67
 Jefferson, Salvatore E. "Butch" ... 2001
 Jeffers, Patrick C. 1992-93-94-95
 Jeffries, Greg L..... 1989-90-91-92
 Jenkins, Charles R. 1954-55-56
 Jenkins, Derek A 1981-82-83
 Jenkins, Joseph..... 1973-74-75-76
 Jenkins, Nick (Capt.)..... 2008-09-10-11
 Jennings, Darius..... 2011-12-13-14
 Jett, Shelby M., Jr. 1911-12-13
 Johns, Edward A. (Mgr.)1992-93
 Johns, Matt 2013-14-15-16
 Johnson, Anthony(Capt.)2021-22
 Johnson, Cameron..... 2008-09-10-11
 Johnson, Christafer 2004
 Johnson, Clyde 1944
Johnson, Donovan..... 2022
 Johnson, Edward H. (Capt.) 1904-05-06
 Johnson, Henry C. 1980-81-82
 Johnson, Ira Branch (Capt.) 1902-03-04
 Johnson, James W. 2000
Johnson, Jestus 2022
 Johnson, Keeon 2013-14-15-16
 Johnson, Michael K. 2002-04-05-06
 Johnson, Moulton K. (Mgr.).....1893-94
 Johnson, Richard W. 1948-49-50
 Johnson, Sean 2004
 Johnson, Thomas G. (Capt.) 1932-33-34
 Johnson, Thomas N. P., Jr. 1939
 Johnson, Timothy M..... 1998
 Jones, A.C. 1891-92-93-94-95
 Jones, Alfred 1907
 Jones, Brereton.....1958-59
 Jones, Melvin "Skeet" (Capt.) 1992-93-94-95
 Jones, Doug..... 1972-73-74
 Jones, Fred 1965-66
 Jones, Grover C., Jr. 1946-47-48
 Jones, J. P. 1910-11
 Jones, Jermese 1998-00-01
 Jones, Kendall T. (Mgr.)1985-86
 Jones, LaShawn D. 1997
Jones, Perris.....2019-20-21-22
 Jones, Perry (Capt.) 2009-10-11-12
 Jones, R. Walter, III 1939
 Jones, Thomas Q. (Capt.)..... 1996-97-98-99
 Jones, VanDyke 1946-47-49
 Jordan, Henry W. (Capt.) 1954-55-56
 Jordan, Jean T. (Mgr.) 1991-92-93-94
 Joseph, Dominique 2009-10-11
Josey, Noah..... 2022
 Judd, Steve (Mgr.) 1971




RYAN KUEHL

Ryan Kuehl was a three-year starter at defensive tackle from 1992-94 and finished his career with 148 tackles and 11 quarterback sacks.

K

Kamfjord, Jan..... 1959-60-61
 Kaminer, Glen A..... 1927-28-29
 Kane, Raymond J..... 1994
 Kanner, Landon (Mgr.).....2002-03
 Kanto, William Jr..... 1959-60-61
 Karczewski, Doug L. (Capt.).... 1994-1996-97
 Karelis, Andreas 1996-97
 Karl, Sean 2014-15
 Karriker, Steven W. 1982-83-85
 Kasonick, Bob.....1970-71
 Keeler, Matthew C. (Mgr.) 1996
 Keenan, Jack 2021
 Kegler, John Scott..... 1936
 Kehoe, Joseph G. 1960-61
 Keiningham, Charles L..... 1990-91-92
 Keith, Dustin M. 1999-00
 Kellam, Reed 2017-18-19
 Kelly, Charles 1979
 Kelly, Martha (Mgr.).....2005-06
 Kelly, Michael E. 1995-96
 Kelly, Robert E. 1969
 Kelly Jr., Tavares 2018-19-20
 Kemp IV, Billy 2019-20-21-22
 Kemp, Stanley..... 1964-66-67
 Kennard, James C. 1945
 Kennedy, Tom (Capt.)..... 1970-71-72
 Kenney, John M. 1975
 Kern, Ernest J. 1949-50-51
 Kerney, Patrick M. 1995-96-97-98
 Kerr, Brittany (Mgr.)..... 2008
 Kessler, Frank 1958
 Keto, Kevin 1975-78
 Kettunen, Bill 1970-71
 Keys, Raymond. 1972-73-76
 Keys, Raymond II..... 2009-10-11
 Keys, William F. 1985-86-88-89
 Keyser, Jim 1955-56-57
 Khokhar, Zain 2018
 Kier, PK 2017-18-19
 Kihm, Ed..... 1968-69-70
 Kilfeather, Brendan J. ... 1991-92-93-94
 Kilgannon, Thomas O. (Capt.) 1982-83-84
 Killian, Paul J. 1990-91-92-93
 Kimball, Micah T. 2001-02
 Kimball, Robert S., Jr. 1929-30
 King, Andrew 2017
King, Coen2020-21-22
 King, William T., Jr. 1950-51-52
 Kingsolving, Arthur B. 1916
 Kirby, Charles E. 1994-95-96-97

Kirby, Terry G. (Capt.) 1989-90-91-92
 Kirkeide, Kyle R. 1993
 Kirkland, Joseph T. 1944-45-46-47
 Kirtley, Todd M. (Capt.)..... 1979-80-81
 Kirven, John 2017
 Kiser, Micah (Capt.) 2014-15-16-17
 Kitchen, Brian L. 1971
 Kite, Christopher M. 1987
 Kite, George L. 1904-05
 Klingensmith, Paul S..... 1965-66-67
 Kneeland, Ralph..... 1955-56-57
 Knoebel, Tim (Mgr.)..... 1999-00-01
 Knott, Kristin J. (Mgr.)2001-02
 Knowles, Charles S. 1954
 Knowles, James E. 1952-53-54
 Knutson, Ben 2017
 Klein, Darren..... 2021
 Kobyra, Keith M..... 2001
 Koch, W. Cary.....2007-08
 Koeher, Henry 1959
 Kohler, Peter O. 1958
 Kollock, William G..... 1907
 Konstant, Anthony N. 2007
 Kopsidas, Vиви (Mgr.) 1982-83-84
 Kort, Ronald J. 1978-79-80
 Kotulak, Rick..... 1967-68-69
 Koutris, Nicholas 2013
 Kovack, Donald L. 1954-55-56
 Kowalkowski, Robert (Capt.)..... 1963-64-65
 Krebs, Tom 1963-64
 Krebs, W. Van 1966
 Kreick, Edward 1941-42
 Krupp, Mark E. 1991-92-93-94
 Krichbaum, Bert W. 1979-80-81
 Kuczynski, Dennis 1973-74-75-76
 Kuehl, Ryan P. 1991-92-93-94
 Kuhn, Carl R., Jr. (Capt.)..... 1960-61-62
 Kuldel, Clarence E. 1943
 Kulp, Walter P. 1990
 Kuyk, Kirk A. 1919
 Kuyk, F. Goodwyn..... 1919



LESTER LYLES

A three-year letterman at safety , Lester Lyles was a senior tri-captain on UVA's Peach Bowl championship team in 1984.

L

Lacey, Jim 1969-70-71
 Lacika, Mike 1972-73
 Laffey, Thomas V., Jr. (Mgr.) 1934
 Lageman, Jeffrey D.(Capt.).....1986-87-88
 Lageman, Scott A. 1982-83-84-85
 Lahnstein, Katherine R. (Mgr.).....1995-96

Laird, Edmond G..... 1924-25-26
 Lakin, Erwin J. 1941-42
 Lambert, Albert 1895
 Lambert, Greyson (Capt.) 2013-14
 LaMontagne, Noel (Capt.).....1997-98-99
 Lanahan, Billy 1972-74
 Land, J. Stanley..... 1971-72-73
 Landes, W.B..... 1911-12-13
 Lane, Brendan..... 2010
 LaNeve, Mark R..... 1977-78-79-80
 Lang, Oscar, Jr..... 1895
 Lang, William F. 1960-61-62
 Lange, Parker M. 1998-00
 Lankford, Burnley 1899-1901
 Lankford, Menalcius 1904
 Lansman, Howard..... 1943
 Latimore, Darius..... 2015
 Launi, Charles A. 1944
 Lauzon, Jermaine L 1999
 Lawe, Stephen 2013-14
 Lawrence, Kristina (Mgr.).....2005-06
 Lawson, Joshua G. 1998-99-00-01
 Lawson, Larson C. 1955
 Lawyer, Nicholas C..... 1955
 League, Bill..... 1970-71
 Leigh, Stanley E. 1993
 Lee, Darius 2013-14
 Lee, Keith A. (Capt.) 1978-79-80-81
 Leech, Jonathan..... 2020-21-22
 Lemos, Caio (Mgr.) 2006-07
 Leonard, Riverson S 1988-89
 Leonard, William J. 1947-48
 Leone, Robert F. 1982
 Lesane, James E. 1949-50-51
 Lestyk, Randy..... 1969-70
 Levrone, Andre 2014-16-17
 Lewis, Charles L. 1922
 Lewis, Howard W. 1981-82-83
 Lewis, J. Tyrone (Capt.) 1988-89-90-91
 Lewis, Kevin E. 1978
 Lewis, Shawn A. 1982-83-84-85
 Lewris, Tyler 2014
 Levy, Albert 1928-29
 Leys, John Wesley (Capt.) 1933-34-35
 Lile, John C. (Mgr.)..... 1912
 Lilley, Christian E. 1978-79
 Lineburg, Wayne E. 1995
 Lindley, Eric M. (Mgr.)..... 1993-94-95
 Link, Matthew W. 1996-97
 Linkenauger, Jim..... 1976
 Linn, John P. 1960-61
 Lipscomb, Andrew H. (Mgr.)..... 1993-94-95
 Lipsey, M. Jordan 2006-07
Livingston, Aidan 2022
 Lloyd, John E. 1898-99-1900
 Locklin, Tom D. 1994-95-96
 Lockwood, Paul 1965-66-67
 Lockwood, William T. 1966-68-69
 Logan, David (Mgr.)..... 1957
 Lohrey, Patrick..... 1974-75
 London, Paul J. 1992-93-94-95
 Long, Christopher H. (Capt.)..... 2004-05-06-07
Long, Langston 2022
 Longey, Charles 1964
 Lopez, Carlos L. 1981
 Loth, John E..... 1925
 Lowe, Leslie (Mgr.)..... 1985-86-87-88
 Lucas, B. 1889
 Luck, Robert 2003
 Luderman, John C. 1980-81
 Luke, William C. (Capt.)..... 1926-27-28
 Lum, Thomas C. (Mgr.)..... 1994



Lundy, Wali (Capt.)..... 2002-03-04-05
 Luzar, Christopher M..... 1998-99-00-01
 Luzar, W. Kase 2000-01-02-03
 Lyle, Keith A. (Capt.)..... 1990-91-92-93
 Lyles, Lester E. (Capt.)..... 1981-83-84
 Lyles, Nathan J. 2004-05-06-07



CHUCK MOOSER
 Chuck Mooser lettered at flanker from 1968-70. He was also an excellent return man who led the team in punt returns in 1968 and '69.

M

MacConnell, John.....1972
 MacDonald, Alexander (Mgr.).....1910
 MacGregor, Malcolm (Capt.) 1965-66-67
 Mack, Jordan (Capt.)..... 2016-17-18-19
 Mack, Kameron..... 2011
 Mack, Kirby J. 1997
 Mack, Tory2009-10
 Mackall, Charles M. (Capt.) 1924-25-26
 Mackay, Andrew..... 2015
 Maddux, H. Cabell 1906
 Maddux, H. Cabell, Jr 1936-37-38
 Maghamez, John 2011
 Mahanes, Ryan J. (Mgr.)..... 2000-01-02
 Maiden, William M.....1912-13
 Majkowski, Don..... 1984-85-86
 Malani, Nusi 2021
 Male, Evan J. 1935-36-37
 Mallory, Albert H..... 1899
 Mallory, Richard K. 1977
 Mams, Carl, Jr. (Mgr.).....1971-72
 Martin, Myron C1989-90
 Manca, Maurizio..... 1986
 Manka, Simon A..... 2006
 Manly, Theodore A., Jr. 1980
 Mann, Raymond A. 2000-01-02-03
 Maphis, Samuel, Jr. (Capt.) ... 1921-22-23-24
 Marchibroda, Theodore J., Jr..... 1977-78-79
 Marcus, Walter F., III 1977
 Marie, James 1948
 Mark, Joseph, J.C., Jr.....1977-78
 Markey, Justin 2004
 Marko, William F., Jr..... 1961
 Markos, Lance M. (Mgr.) 1993
 Marlow, John (Capt.).....1959-60
 Marrs, David2013-14
 Marshall, Brendan 2016
 Marshall, C. Taylor.....1949-50
 Marshall, John Ashby..... 1941
 Marshall, James M. 1890
 Marshall, R. E. Lee (Mgr.)..... 1892
 Martig, Louis (Capt.)..... 1958-59-61
 Martin, Harry S. (Capt.)..... 1933-35-36
 Martin, Kareem A. 1992
 Martin, W..... 1889
 Martin, William A.1896-98
 Martinez, Cristina (Mgr.)..... 2006
 Massey, Melvin2003-04
 Massie, Henry.....1962-63
 Massie, Joseph A.1892-93
 Mason, Tavon E. 1999-00-01
 Mason, William N.1962-63
 Matheson, Scott W. 1982-83-84-85
 Mathias, David (Mgr.)..... 1983-84-85
 Mathis, Jeremiah.....2011-12
 Matteo, Jackson (Capt.) 2013-14-15-16
 Mattes, Ronald A..... 1981-82-83-84
 Mattioli, Keith1986-87
 Mattox, Vincent..... 1975-76-79
 Mausteller, Myron B.....1948-49
 Maverick, William H. (Mgr.) 1927
 Maxwell, William L. 1971-72-73
 May, Joseph W.1953-54
 Maybank, Dave (Mgr.) 1951
 Mayer, Eugene N. (Capt.)..... 1912-13-14-15
 Mayfield, Antonio L. 1999
 Mays, M. Rutherford, III.....1979-80
 McCabe, Kevin R. 2006
 McCall, Sean P..... 1978-79-80-82
 McCarrick, Thomas E..... 1952
McCarron, Josh 2022
 McCartin, Connor2010-12
 McCartin, Kyle..... 2010-11-12
 McCartin, Thomas P 1936
 McCary, Joseph E. (Capt.) .. 1944-47-48
 McLaugherty, Harry (Capt.)... 1937-38-39-40
 McClellan, Greg L. (Capt.) 1990-91-92-93
 McClure, Alan A. 1979
 McConnell, Felton..... 1920
 McCoy, Thomas A.1922-23
 McDaniel, Charles W. (Capt.) . 1982-83-84-85
 McDaniel, Gregory (Capt.) 1975-76
 McDonald, Alexander (Mgr.)..... 1911
 McDonald, Geoffrey B. 1985
 McDonald, Jack..... 2014-15-16-17
 McDonald, John P..... 1943
 McDonald, Mikey 2018
 McElroy B. (Mgr.) 1953
 McFalls, Patrick1963-64
 McFarland, Ric1970-71
 McGee, Jake 2011-12-13
 McGill, C. P..... 1899
 McGonnigal, J. Bruce.... 1987-88-89-90
 McGovern, Terry 1972
 McGowan, William B. 1919
 McGrail, Bob1970-71
 McGrail, Michael (Mgr.) 2004-05-06
 McGrath, Elexis W. 1935
 McGraw, Tom..... 1972-73-74
 McGrew, Michael B. 2001-02-04
 McGugan, Michael A.....1971-72
 McInerney, Jake.....1989-90
 McIntyre, William T. 1930
 McKay, Robert W. 1916
 McKeag, Robert 1974
 McKeever, Bernard F. 2007
 McKenzie, Ray D..... 1996
 McKillican, Daniel B. 1978-79-80
 McKinney, Daniel (Mgr.)..... 2008
 McKiver, Samuel A. 1994-95-96
 McLaughlin, Lee M. (Capt.) 1938-39-40
 McLaughlin, Tucker M. 1954-55-56
 McLeod, Rodney (Capt.) 2008-09-10-11
 McMahan, Christopher C.... 1982-83-84
 McMeans, Keith 1987-88-89-90
 McMerns, E. (Mgr.) 1913
 McMullen, Billy (Capt.) .. 1999-00-01-02
 McNeal, Andre C. 1995-96
 McShane, James.....1957-58
 McSweeney, Patrick 1963
 McWeeny, Colin T.1999-00
 McWilliams, Dave 1967
 McWilliams, Myron 1961-62-63
 Meacham, Francklyn A. (Capt.) 1888
 Meade, Kendall L. 1994
 Meade, Robert 1973-74-75
 Meador, John P..... 1944
 Meadows, Owen C., Jr..... 1940-50-54
 Medley, Darrell S. 1993-94-95-96
 Mehalick, Joseph (Capt.)..... 1951-52-53
 Meighen, James1964-65
 Mejia, A.J.....2017-20
 Mendez-Zfass, Zachary 2009
 Menik, Ronald P..... 1956
 Menzer, Elward H..... 1959-60-61
 Merica, W. Chad (Mgr.)..... 2005-06-07
 Merrick, Nicholas A..... 1981-82-83-84
 Merritt, L. Kent 1971-72-73
 Merritt, Richard H. (Mgr.)..... 1924
 Mercogliano, Jennifer A. (Mgr.) 1992
 Mextorf, Kenneth R..... 1980
 Meyer, Russell H. 1975-76
 Michaels, Kevin 1970-71-72
 Michels, Richard..... 1944-47-48-49
 Michie, Addenell H. (Capt.) . 1919-20-21
 Middleton, James E. 1939
 Miffin, Edward L., III 1945
 Mihalik, Matt..... 2009-11-12
 Mihota, Anthony 2010-11
 Mikeska, Matthew J. 1990-91-92-93
 Miles, Connor 2010
 Miles, Frederick B.....1981-82
 Miles-Redmond, Andre2015-16
 Milien, Max.....2010-11
 Miles, Kenneth O. 1989-90-91-92
 Millard, J. Kelly 1973
 Miller, David S. 1966
 Miller, G. Brown1888-89
 Miller, E. Heath (Capt.)..... 2002-03-04
 Miller, James H. 1945
 Miller, Llewellyn (Mgr.)..... 1926
 Miller, Mark H..... 2002-03-04-05
 Miller, Robert 1949-50-51
 Milliken, Charles 1892
 Milne, Alan R. 1946-47-48
 Minahan, Moe (Mgr.).....1972-73
 Minear, Chris.....1986-87
 Mines, Fontel A. 2003-04-05-06
 Mines, Stuart..... 1984-85-86
 Minnifield, Chase O..... 2008-09-10-11
 Minor, Philip Lee..... 1943
 Minter, Albert1950-51
 Minton, Julius A., III 1968-69-70
 Mirman, William S. 1939-40-41
Misch, Grant..... 2019-20-21-22
 Mitchell, Hayden..... 2019-20-21
 Mizzell, Taquan..... 2013-14-15-16
 Modlin, Charles..... 1952-53-54
 Moeller, Trey..... 2002
 Molinari, Larry 1963-64-65
 Moncure, Eustace C. 1936
 Mongomer, Colin T. 1934
 Monk, Brian M. (Mgr.) 1992
 Montanez, Javier1984-85
 Montelus, John 2017
 Montgomery, Eric (Mgr.) 2006-07-08
 Montgomery, George W., Jr. 1900
 Montgomery, Scott 1967
 Monroe, Eugene C. 2006-07-08
 Moomaw, D. Clovis 1909
 Moon, Tim 1976-77-78-79
 Moon, Tracy, Jr..... 1975-76-78
 Mooney, Caitlin (Mgr.) 2006
 Mooney, Michael 2013-14-15-16
 Moore, Alexander W. 1896
 Moore, Baxter S. 1901
 Moore, Chris 2016-17-19
 Moore, Claude1914-15
 Moore, G. W..... 1898
 Moore, Herman J..... 1988-89-90
 Moore, Keenan.....1976-77
 Moore, Kwontie 2012-14-15
 Moore, Mike..... 2012-13-14-15
 Moore, Shawn (Capt.) ... 1987-88-89-90
 Mooser, Charles E. 1968-69-70
 Moran, Henry A. 1960-61-62
 Morgan, James1965-66
 Morgan, Kevin A. 1985-86-87-88
 Morley, Ronald 1973
 Morris, Benjamin 1895
 Morris, Francis S. 1974-75-76
 Morris, Jerome D. 1974-75-76-77
 Morris, Tim 1986-87-88-89
 Morrison, James (Capt.).....1896-1897
 Morrison, Wayne..... 1979-80-81-82
 Morrow, Jeff 1976-77-78-79
 Morse, Mason H. 1938-39-40
 Morse, Steven B. 1981-82-83-84
 Moses, Morgan 2010-11-12-13
 Morton, Kenneth Roe.....1933-34
 Moschel, Frederick (Capt.).....1968-69
 Moser, Carl H., III 1957
 Mosley, Corey A. 2008-09-10-11
 Moss, Rodger..... 1987
 Moss, Steven..... 2017
 Moss, Timothy L. 1989-90
 Motley, Hunter C. (Capt.)..... 1928-29-30
 Mott, Charles J..... 1947-48-50
 Moyer, Juwan2016-17
 Moyer, Fred M. 1952-53-54
 Mudd, Robert H..... 1894
 Muha, Jon A. 1983-84-85
 Mullins, Gerard (Capt.)..... 1971-72-73
 Mullins, Michael D..... 2000-01-02
 Mundy, Aaron A. 1990-91-92-93
 Munger, Eugene, Jr..... 1933
 Munhall, Herbert N., Jr. 1941-42
 Muntz, John R. 1981-83-84
 Murden, Craig S. 1986-87
 Murden, Raymond L.....1939-40
 Murphy, M.H. 1909-10
 Murphy, Matthew, H. 1908-09
 Murphy, Terrence T. 1904-05
 Murray, Jack F. 1941-42
 Murray, Albert Quentin (Capt.)..... 1978-79-80
 Musselman, Brian S. (Capt.) 1978-79-80
 Myers, Douglas G. 1930-31
 Myers, Francis H. (Mgr.) 1968
 Myers, Joseph G. 1949-50
 Myers, Robert B. 1906-07
 Myers, Richard 1962-63-64



RANDY NEAL

Randy Neal lettered from 1991-94 and served as a captain for the Cavaliers.

N

Nagy, Kent (Mgr.) 1998-99-00-01
 Nagy, Louis K. (Mgr.) 1995-96-97-98
 Nalle, Brodie C., Jr. 1897-99-1900
 Naponick, John 1965-66-67
 Neal, Randy P. (Capt.) 1991-92-93-94
 Neely, Robert L. 1992-93-94-95
 Neely, Sidney M. (Capt.) 1889
 Neff, George F. 1942-46-47
 Neff, John H. (Capt.) 1906-07-08
 Neff, John H., Jr. 1940-41
 Neidbala, Joseph 1953-54
 Neilson, Timothy (Mgr.) 1986-87-88
 Nelson, Bill (trainer) 1976-79
 Nelson, Brenton 2017-18-19-20
 Nelson, H. 1891
 Nelson, Ryan 2018-19-20-21
 Nelson, Stephen M. 1975
 Nemeyer, Michael J. 1980
 Nesbit, Harrison 1947-48-49-50
 Neustedter, LeRoy W. 1939-40-46
 Newby, Shernard C. 1999-00-01-02
 Newell, Joseph (Mgr.) 1951
 Newhall, Mike (Capt.) 1976-77-78-79
 Newman, Campbell 1919-20
 Newmyer, Armand 1943
 Newsome, Kenneth R. ... 1977-78-79-80
 Nicholson, Demetrious 2011-12-13-15
 Niklason, Don D. 1940-41-42
 Nisi, John T. (Mgr.) 1995
 Nistad, Peter J. 1936-37-38
 Nixon, Mario 2015
 Norfleet, Paul J. 1899
 Norfleet, Stan 2002
 Norton, E. Hope. 1892
 Norton, Jim 1963-64
 Nowocin, Joshua M. 1995

O

Obasi, Ugo 2018, 21
 Oluwatimi, Olusegun 2019-20-21
 Ober, Delancey R. 1937
 O'Connor, Timothy P. 1986-87-88-89
 Oden, Brian 2010-11
 Odenheimer, Freyhan 1929
 Odom, Frank 1943
 Oehmig, Daniel W. 1941
 Ogletree, Kevin 2006-08
 O'Grince, Sylvester H. 1938-39-40
 Olanrewaju, Sadiq 2013-14
 Old, William W., Jr. (Mgr.) 1895
 Olderman, Robert B. (Capt.) 1982-83-84

Olsen, Christian (Capt.) 2004-06
 Omohundro, Buddy 1989-90-91
 Oppleman, Isadore P. 1920-21
 Orrick, Norwood 1930
 Osisek, Stephen F. 1948-49-50
 Outten, Harold 1955-56-57
 Owen, Bryan F. 1995-96-97
 Owens, Gregory R. 2000
 Ozdowski, Mike (Capt.) . 1973-74-75-76



ALVIN PEARMAN

Alvin Pearman lettered from 2001-04. Pearman's 223 rushing yards versus Duke in 2004 was the second most in UVA history.

P


Paczkowski, Robert M. 1966-67-68
 Page, Bobby (Mgr.) 1952
 Page, Boyd 1967-68-69
 Page, R. P., Jr. (Mgr.) 1889
 Palmer, George C., II 1939-40-41
 Palmer, Martin 1944
 Palmore, Edward "Bo" (Mgr.) .. 2006-07-08
 Palumbo, Joseph C. (Capt.) 1949-50-51
 Pankey, Hugh B. 1910
 Papit, John (Capt.) 1947-48-49-50
 Parcells, Douglas 1973-74-75
 Parham, Kayode B. "Kai" ... 2003-04-05
 Parker, Donald (Capt.) 1964-65-66
 Parker, Michael B. 2007-08-10
 Parks, Kevin (Capt.) 2011-12-13-14
 Parlow, Milton A. 1941-42-45
 Parr, Zane 2009-10
 Parrish, Robert L. (Mgr.) 1898
 Parrish, William J. 1919
 Parrish, William J. 1944-45-46
 Parsons, W. Keith (Mgr.) 1996-97
 Parziale, Benjamin A. 2006
 Pasztor, Austin W. 2008-09-10-11
 Pate, Bobby 1950-51-52
 Patton, Tom 1967-68-69
 Paul, Gladimir 2018
 Paul, John 1904
 Paxton, William W. 1928-29
 Payne, Keith J. 2007-10
 Peace, Chris (Capt.) 2015-16-17-18
 Peacock, Jamari 2017-18-19
 Pearce, Horace 1943
 Pearce, Stanley D. 1897-98
 Pearman, Alvin 2001-02-03-04
 Pearson, Hunter 2021
 Pearson, James R., Jr 1989-90
 Peerman, Cedric E. (Capt.) 2005-06-07-08
 Peete, Rickie 1990-91

Pendleton, Samuel T. 1926-27
 Pennel, Billy M. 1946-47
 Penton, John A. (Capt.) 1891-92
 Percy, Leroy D. 1990
 Perkins, Bryce (Capt.) 2018-19
 Perkins, Rayotis 1984-85-86
 Perry, Bruce H. 1962-63
 Perry, D'Sean 2022
 Perry, Vergil E. 1945
 Pertile, Brandon 2017
 Petrilli, Benjamin A. 1954
 Petite, Maggie (Mgr.) 1983-84-85-86
 Pettine, Michael M. 1986-87
 Petty, Howard C., Jr. 1983-84-85
 Peyton, Charles G. 1926
 Peyton, John Lewis 1929
 Pfabe, Samuel J. (Capt.) 1974-75-76-77
 Phelan, Stephen S., Jr. . 1994-95-96-97
 Phelps, Brandon 2011-12-13-14
 Phelps, Gary A. 1982-83
 Phillips, John 2004-05-06
 Phillips, John "Colter" ... 2009-10-11-12
 Phillips, John M. (Capt.) 2005-06-07-08
 Phillips, Levit L. (Mgr.) 1914
 Phillips, Theodore 1925-26
 Phipps, Paul 1951-52-53-54
 Pickett, John 2011
 Pickett, William V. 1945
 Pierce, Kurt 1978-79-80
 Piker, Edward P., Jr. 1974
 Pillon, Charles G. 1942
 Pincavage, John (Capt.) 1963-64-65
 Pinder, John B. 1930-32
 Pinigis, Edwin J., III 2005
 Pinkerton, Bledsoe C. 1926-27-28
 Pittman, Malcolm J. 1981-82-83-85
 Plank, Park S. 1961
 Poates, Kenneth 1964-65-66
 Poque, Robert 1953-54-55
 Poindexter, Anthony (Capt.) 1995-96-97-98
 Polfelt, Erik A. B. 1979-80-81
 Poljan, Tony 2020
 Pollard, John B. 1902-03-04
 Polzer, Fred 1955-56-57
 Polzer, John (Capt.) 1953-54-55
 Pomper, Brian 2012
 Pond, John 2014-15
 Ponder, Johnny L. 1997-98
 Pope, Micajah 1893-94
 Pope, Monsanto (Capt.) 1998-99-00-01
 Popeck, Anthony 1965-66
 Popowski, Daniel H. 1981
 Porter, Doug 1984
 Poss, Charles E. 1930-31-32
 Porter, Jeffrey H. (Mgr.) 1992-93-94
 Potter, Robert (Capt.) 1951-52-53
 Potter, Steve (Capt.) 1976-77-78-79
 Potts, Allen 1888
 Powell, Gregory W. 1992-93-95
 Powers, Jack 2016
 Powers, Stewart 1973-74-75-76
 Pratt, Darnell 2019
 Preston, Charles E. 1995
 Preston, Robert S., Jr. 1938-39
 Preston, William R. 1940-41
 Price, Lawson C. 1893-94
 Pritchard, Karl C. 1902
 Pritchard, Leonard G. 1988
 Probst, Mark 1965
 Proctor, RJ 2016-17-18
 Pruner, James F. 1974-75
 Prusmack, Robert 1963-64-65

Pugh, James C. 1952-53-54
 Purvis, Claude E. 1933

Q

Quarles, Willard 1933-34
 Quayle, Frank J. 1966-67-68
 Quigley, Matthew J. 1988-89-90-91
 Quillen, Ray 1951-52-53-54
 Quinn, Timothy J. 1974-75-77
 Quiroga, Michelle (Mgr.) 2007-08



RAY ROBERTS

Ray Roberts combined exceptional athletic talent with intimidating size and strength to anchor the offensive line from 1988-91.

R

Rainey, Kelvin 2013-14-15-16
 Rainey, John 1972-73
 Rainer, Jami'h R. 1996-97-98
 Rainer, Wali R. 1995-96-97-98
 Raines, Troy C. 1993
 Raley, Jeremy J. 1993-94-95-96
 Ralston, Jim 1967
 Ramsburg, Jess 1893-94
 Ramsey, K. Wagner 1974-75-76
 Ramsey, Richard H. 2000
 Randle, Ulmo (Sonny) 1956-57-58
 Randolph, Angus C. 1907
 Randolph, Oscar 1903-05-06
 Randolph, Richard D. 1913
 Randolph, Robert 2009-10-11
 Rane, George Pettus, II 1924
 Rannigan, Bob (Capt.) 1967-68-69
 Rathburn, Kenneth C. 1939
Rawlings, Josh 2022
 Ray, J. V. (Capt.) 1913-19
 Rayder, Shawn M. 1979-82
Rayman, Jared 2022
 Raymond, Christopher 1974
 Rea, William J. 1942
 Reardon, John W. 1942
 Reaves, Darryl A. 1981-82
 Redd, Vincent A., II 2004-05
 Redmond, James S. 1989
 Redmond, Jordan 2018, 21
 Redus, James B. 1911-12-13
 Reed, Joe 2016-17-18-19
 Reed, Samson 2021
 Reid, Albert 2015-16
 Reid, Daniel L. 1993
 Reid, James J. 1990-91-92-93
 Reid, Paul (Capt.) 1968-69-70
 Reid, Thomas N. 1888



Reinkensmeyer, Dillon...	2017-18-19-20
Reiss, Cruther E.....	2008
Reiss, Lewis G. (Capt.).....	1930-31-32
Renfrow, Justin.....	2012
Rennolds, John (Mgr.).....	1948
Reutlinger, Albert F.	1936-37
Reve, Paul	1966-67-68
Revis, Stuart H.	1944
Reynolds, Donald D. (Capt.).....	1988-89-90-91
Reynolds, E. Allen.....	1956-58
Reynolds, Ed R.	1979-80-81-82
Reynolds, James M.	1924-25
Reynolds, La'Roy (Capt.).....	2009-10-11-12
Rhett, Leigh C.	1942
Rhodes, Adam.....	2004
Rhodes, C.E.	1994-95
Riccardi, Richard G. (Capt.).....	1980-82-83
Rice, Antonio J. (Capt.).....	1982-83-84-86
Riccio, Kevin M.	1980-81-82
Rice, Maynard	1958
Richards, William H.	1968
Richardson, Clifton.....	2011
Richmond, Robert (Mgr.).....	1997-98-99
Riddlebarger, Robert P.....	1990-91-92
Ridgely, Nick	1964
Riggin, Horace	1953
Rinehart, Jack (Capt.).....	1919-20-21
Ripley, Troy A.	1983
Ritchie, Robert.....	1950
Rivers, David P.	1999
Rivers, Mark	1984
Roach, Melvin	1951-52
Robbins, Bruce.....	1964
Robb, Davon J.....	2006
Roberson, Deron K. (Mgr.).....	1985-86-87-88
Roberson, James O.	1956-58
Roberson, Rashad X.....	2000-01
Roberts, John Allen	1996-97
Roberts, John B.	2007
Roberts, R. Ray (Capt.).....	1988-89-90-91
Roberts, Rufus G. J.	1943-44-46
Robertson, Eddie J.	1994-95
Robertson, Kathy L. (Mgr.).....	1980
Robertson, Merrill, Jr.	1999-00-01-02
Robertson, Michael K.	2006
Robertson, S. (Mgr.).....	1906
Robinson, James B. (Mgr.).....	1989-90-91
Robinson, Jason H.	1995
Robinson, N. Kwakou.....	2002-03-04-05
Rocco, Michael.....	2011-12
Rodgers, Eugene A.	1990-91
Rodgers, Kevin (Mgr.).....	1975-76
Rodriguez, Jacob.....	2021
Rogers, E. Paul	1966-67-68
Rogol, James (Mgr.).....	2005
Rohr, Leo H.(Mgr.).....	2000
Rohrbough, Edward G.....	1931
Romano, Carlo	1948
Romero, Daquan	2011-12-13-14
Rose, Daniel	1953
Roseborough, Joseph A.	1975-77-78
Rotella, Frank A.....	1996-97
Roth, George R.....	1945
Rothar, Philip E.	1938-39
Roumel, Jonathan (Mgr.).....	1997
Routzahn, Evan R. (Capt.).....	1998-99-00-01
Rowe, Joseph.....	1993-94-95-96
Rowley, Eldwood R.	1960-61-62
Ruff, Kinton "Buddy".....	2012
Ruffin, Craig (Mgr.).....	1923
Rupp, Juddson L.	1986-87
Rush, Harold.....	1959
Russell, Edward P.	1919-20

Russell, Fred	1958
Russell, James V.	1916
Ryals, Trevor	1987-88-89-90
Ryzcek, Daniel S. (Capt.).....	1968-69-70
Ryzcek, Paul (Capt.).....	1971-72-73
Rzempoluch, Ted C.	1960-61-62



SCOTT SECULES
Scott Secules led the ACC in passing and guided the Cavaliers to a 22-16 win over BYU in 1987 in his only year as the starting quarterback.

S

Sabornie, Edward J.....	1971-72-73
Sacco, Glenn	1959
Sackett, Charles.....	1943
Sackett, Henry M., Jr.....	1930-31-32
Sadler, Rebekah E. (Mgr.).....	1985
Saff, Gary	1968-69-70
Sallenger, Abby.....	1969-70
Samec, Timothy M.	1989-90-91-92
Sammis, Gordon R.	2006-07
Sanders, Darryl B.	1998-00-01
Sanford, James E.	1986-87-88
Sanford, Mark P.....	1977-79-80-81
Sanker, Jonas.....	2021-22
Santi, M. Thomas (capt.).....	2004-05-06-07
Santoro, Ryan	2016
Sappington, Kenneth.....	1959
Sargeant, James E.	1936-37-38
Saurbeck, John G.	1939-40-41
Satiu, Jairus.....	2019
Satola, R. Brian.....	1990-91
Savage, Raymond (Capt.).....	1986-87-88-89
Sawyer, Ryan A.	2000-01-02-03
Schaub, Matthew R. (Capt.).....	2001-02-03
Schautz, Bill.....	2011-12
Schelhorn, Carlton.....	1952-53-54
Schike, Steven R.	1966
Schlegel, Nichols G.	1941
Schlesinger, Erick M.	1940-41-42
Schmidt, Aaron M. (Mgr.).....	2001-02-03-04
Schmidt, R. Brennan (Capt.).....	2002-03-04-05
Schmidt, Louis W.....	1937
Schmidt, Pete W.....	1967-68-69
Schrad, Jeffrey S.	2006
Schrader, Joseph H., Jr.	1992
Schreker, Paul F.	1969-70
Schroeder, Eugene W.	1947-48-49-50
Schubel, Heidi (Mgr.).....	2007
Schuchts, Wayne (Capt.).....	1982-83
Schuett, Drew	1976-77-78
Schulte, Walter W.	1946-47-48-49
Schwab, Bernard.....	1953
Scott, Dennis.....	1970-71-72

Scott, Donald E., Jr.	1998-99
Scott, Earl "E.J.".....	2012-13
Scott, Edwin R.	1986
Scott, W. Grant.....	1979-80-81-82
Scott, John N.	1974
Scott, John T. (Mgr.).....	1994-95
Scott, Michael.....	1958
Scott, Norman.....	1950
Scott, R. Taylor.....	1952
Scott, Sean (Capt.).....	1984-85-86-87
Scott, Thomas C., Jr.....	1950-51-52
Scott, Walter F. (Mgr.).....	1902-03
Scott, Winfield W.	1945
Seals, Alexander T.	1999-01-02
Seals, George W., Jr.	1998-99
Seaver, Gregory (Mgr.).....	2007
Secules, Scott (Capt.)... ..	1984-85-86-87
Seecombe, Alfred B.....	1933-34
Seemuller, Donald L.....	1966
Seibels, George G., Jr.	1934-35
Seiler, Lewis (Mgr.).....	1963
Seiler, Robert D. (Capt.).....	1941-42-43
Selfridge, Andy (Capt.).....	1969-70-71
Sempeles, George.....	1957
Serino, Robert M.....	1966-67
Sermonet, Stephen M.....	1981-82
Severin, Canaan (Capt.)..	2012-13-14-15
Sewak, Michael M.	1978-79-80
Sewell, Jameel A. F.	2006-07-09
Shackelford, George S., Jr.	1920-21
Shannon, Jim	1968-69-70
Sharretts, Edward R., Jr.	1937-38
Sharp, Chris.....	2016-17-18-19
Sharper, H. Jamie.....	1993-94-95-96
Shaw, Patrick J. (Mgr.).....	1987-88-89-90
Shaw, Ryan	2011
Shawley, Steven R.	1971-72-73
Sheets, Robert E.....	1943
Shelly, P. Gregory	1966-67-68
Shelton, Duane	1957-58
Shelton, Ken	1972-73-74
Shendow, Irwin.....	1958
Shepherd, Fred (Capt.).....	1958-59
Shepherd, Khalek.....	2011-12-13-14
Sheppard, Dominic.....	2018
Sherman, Timothy J.	1993-94-95-96
Sherwood, Richard (Mgr.).....	2006
Shibley, William A.	1899
Shields, John M.	2008-09
Shifflett, Alec.....	2017
Shiflet, Ben (Mgr.).....	1997-98-99-00
Simpson, Shane.....	2020
Shippy, Carlos R.....	1991
Shirley, Tyler.....	2014-15
Shirley, William D. (Mgr.).....	1995
Shivers, Johnny W.	1995-96-97-99
Shoaf, Ralph W., Jr.....	1946-47-48-49
Shoch, James R., III.....	1962
Showalter, Louis R.	1952
Shuman, Thomas.....	1963-64
Shumock, Bryan J.....	1977-78-79-80
Sieg, Terry Y.	1961-62
Sierck, Alexander M. (Mgr.).....	1961
Sierocinski, Paul.....	1984-85-86-87
Silas, E. Phillips.....	1973
Silliman, Charles E.	1981
Silvester, Michael J.	1971
Similo, Ronald J.	1971
Simmons, Devon T.....	1998-00-01
Simmons, G. Hall	2008
Simmons, Jahvoni.....	2017
Simmons, Larry J.	2000-01
Simonds, Frank, Jr.	1978-80

Simpson, Mikell V.	2007-08-09
Sims, Dylan	2013-14-15-16
Sims, Earl, Jr.....	1998-00-01
Sims, John.....	1972-73
Sims, J.S.....	1895
Sims, Phillip.....	2012
Sinclair, William C.....	1945-48-49-50
Sinesky, Alphonse T.	1967-68-69
Sintim, Clint K. (Capt.).....	2005-06-07-08
Sipe, William H.....	1945
Sippley, Frank P.....	1930-32
Skrobacz, William "Billy".....	2012-13
Slade, Christopher C. (Capt.).....	1989-90-91-92
Slebonick, Patrick S.....	2008-09
Sledd, James	1964-65
Slivinske, Alex, Jr.	1945
Sloan, David	1973-74-75-76
Sloan, John K. (Capt.).....	1927-28-29
Slocum, John K.	1992-93-94-95
Small, Jason L.	1998-99
Smeraski, Michael G.....	1975
Smiley III, Ben.....	2021-22
Smith, B.C.....	1912
Smith, Bryan.....	2003
Smith, Carl O.	1991-92-93-94
Smith, Carl W.....	1949-50
Smith, Darryl Q.	1979-80-82
Smith, Dave	1970
Smith, Donnell M.(Capt.).....	1935
Smith, Edward W. (Capt.).....	1974-76-77-78
Smith, Eric.....	2013-14-15-16
Smith, Heskin	2018-19
Smith, Joe	1970-71
Smith, Kurt.....	2002-03-04-05
Smith, L. Tylee (Mgr.).....	1990-91-92
Smith, LaChaston.....	2015
Smith, Mark A. (Mgr.).....	1980
Smith, Michael J.....	1988-89
Smith, Ralph E. (Mgr.).....	1981
Smith, Stephen B., Jr. (Mgr.).....	1963
Smith, Timothy Jr.....	2009-11-12-13
Smith, V.H.....	1889-90
Smith, Walter C.	1937-38-39
Smith, William E., Jr. (Capt.).....	1981-82-83
Snead, Alvin L., Jr.	1989-90-91-92
Snead, Willie Lee	1985
Snelling, Jason.....	2002-04-05-06
Snowden, Charles (Capt.).....	2017-18-19-20
Snyder, Bryan K.	1990
Snyder, Jacob (Capt.).....	2010-11-12-13
Snyder, Matthew (Capt.).....	2009-10-11
Snyder, Rob.....	2018-19-20
Somoskeoy, Victor H.....	1896
Southern, Anthony L.	1996-97-98-99
Spady, George W. III "Mickey".....	1977-78
Sparks, Daniel	2022
Spaulding, Robert E.....	1934
Sparr, Harold A. (Capt.).....	1914-15-16
Spates, William O.....	1902-03
Spaziani, Joe.....	2016-17-18
Speer, Ward H.	1943-44-45
Spinner, Bryson A.	2000-01
Sprague, C.....	1888
Spruill, Timothy C.	1998-99-00
Sroba, Joseph P.....	1974-75-76
Sroba, Stephen J.....	1971-72-73
Stadlin, Kenneth P.....	1983-84-85
Stallings, William D.....	1951-52-53
Stanchak, Jason L.	1991
Stanley, Charles W.	1946-48-49
Stanton, Forest Q.	1909-10
St. Clair, James W.	1930-31-32
St. Clair, James W.	1954-55-56

VIRGINIA

2023 UVA FOOTBALL

St. Clair, John B.	1996-97-98-99
Stair, Zachary S.	2006-08
Stalker, C.J.	2016-17-18
Stamenich, Ljubomir D.	1998-99-00-01
Stanley, George A., II	1999-00-01
Starling, Demick	2021-22
Stearns, Christopher L.	1987-88-89-90
Steckmesser, Edward R.	1941-47
Steele, J. Gary (Capt.)	1989-90-91-92
Stejbach, Pete J. (Mgr.)	1985-86
Stephenson, W.C.	1926-27-28
Sterba, Rick	1970
Stetter, George	1964-65-66
Stettinius, Joe (Mgr.)	1953-54-55
Stevens, Brian K.	1983
Stevens, Henry E.	1931-32
Stevens, Michael M.	1960-62
Steward, John A.	1920
Stewart, Hunter	2020-21
Stidham, Justin (Mgr.)	2007-08
Still, Leroy	1971-72
Stillwell, Richard N.	1915
Stocker, Jesse J.	1933
Stone, Bill	1967
Stone, Edgar E.	1891-92
Stone, Lindell	2020
Stone, Luke (Mgr.)	2003-04-05
Stone, Matthew	2004
Strath, Robert J., Jr.	1996
Strenski, John E. (Mgr.)	1989-90-91
Strempek, Henry M. (Capt.)	1952-53-54
Stuart, William A.	1915
Stuetzer, Thomas S. N.	1942
Stukes, C. Dwayne L.	1996-97-98-99
Stupar, Jonathan D.	2005-06-07
Sturgeon, Gregory	1967
Suhling, William G.	1940-41
Sullivan, Dave	1970-71-72
Sullivan, David M.	1979-80-81-82
Sullivan, Gilbert J.	1945-46
Summersgill, Harry T. (Capt.)	1898-99
Sutphin, Wayne S.	1991
Sutt, Michael C.	1968-70
Swan, Russell S.	1982-83-84-85
Swank, John C., Jr.	1938
Swanson, Zachary	2011-12-13-14
Sweeney, David L.	1990-91
Sweeney, Robert M.	1980-81-83-84
Switalski, Richard	1973-74-75-76
Swoboda, Ryan	2018-19-20-21
Sykes, Kenneth (Mgr.)	2008
Symington, William W.	1927-28
Szymanski, Paul	1984

T

Taliaferro, Aaron	2010-11
Tandarich, Diane M. (Mgr.)	1987-88-89-90
Tamulonis, Paul G.	1974-75
Tarpley, Brendin (Mgr.)	1991
Tata, Bob	1950-51-52
Taulapapa, Wayne	2018-19-20-21
Tayloe, Floyd B.	1946-47-48
Taylor, Dillon W.	1996-97-98
Taylor, Gregory O.	1977-78-79-81
Taylor, George R.	1927-28-29
Taylor, Howard J., III	1982
Taylor, J. Saunders	1894
Taylor, Joseph	1975
Taylor, Logan	2022
Taylor, Noah	2018-19-20-21
Taylor, R.E. Lee	1899
Taylor, Shannon A.	1996-97-99

Taylor, Walter H. (Mgr.)	1890
Templeton, John L.	1898
Tenuta, Jonathan G.	1978-79-80
Teunis, B. Scott	1956-57
Terrell, Dominique	2011-12-13
Terrell, Matt	2016
Terry, Gregory L.	1995
Terry, Lance D.	1988
Teter, Zachary	2022
Tetlow, Eric	2013
Theiling, James S.	1977-78
Thesmar, Fred H.	1922-23-24
Thomas, Arthur A.	2000-01-02-03
Thomas, Bruce L.	1966
Thomas, Emory	1959-60-61
Thomas, John L. (Capt.)	1946-47-48-49
Thomas, Mason	2012-14-15
Thomas, Phil	1986-87-88-89
Thomas, Richard S. (Capt.)	1891-92
Thomas, Thomas N.	1968-69
Thomas, William T. (Capt.)	1929-30-31
Thompson, Dylan	2018
Thompson, Jerome	1988
Thompson, Jonathan	2003-04
Thompson, Keytaon	2020-21-22
Thompson, Marshall D. (Mgr.)	1989-90
Thompson, William V., III	1997-98-99
Thompson, Sean O.	1991-92
Thomson, Douglas K.	1961
Thornbury, Craig A.	1986-87
Thornhill, Juan	2015-16-17-18
Thornton, A. Leslie (Mgr.)	1948
Thornton, Eric	2011
Thorpe, T.J.	2015
Thraves, Oscar R.	1909
Thurman, Albert L.	1890
Thurman, Allen G.	1915-16
Thweatt, Byron D. (Capt.)	1997-98-99-00
Tilton, John G.	1891
Timperio, Anthony	1973
Tinsley, Wilson	1955
Tippett, R.E.	1915
Todd, David	1937
Todd, Thomas H. (Capt.)	1910-11-12
Todd, Turnley (Capt.)	1960-62-63
Toland, Patrick D.	1985-86-87
Toliver, Elton J.	1985-87-88-89
Toliver, Gene O.	1990-91-92
Tomlin, Brian K.	1978-79-81-82
Tomlin, Jeffrey D.	1990-91-92
Tomlin, Terrence L.	1989-90-91-92
Tompkins, Christopher R.	1930-32
Toney, Rob	1989
Torchia, Joseph D.	2007-08-09-10
Torok, Ted (Capt.)	1962-63-64
Towles, Thomas E.	1910
Toye, Vincent R.	1983-84-85
Trainor, Fred	1959-60
Trant, Cameron S. (Mgr.)	1996-97-98-99
Trell, Leonard (Capt.)	1934-35-36
Trent, Ben	2018-19
Trentham, Hal	1969-70
Troger, Daniel C.	1991
Troup, Bill	1970
Trucilla, James	2016
Tucker, Beverly R., Jr.	1937
Tucker, Floyd	1955
Tucker, Weir M.	1934-35
Tufty, Harold G.	1943
Tureman, Shawn I. (Mgr.)	1993
Turnbull, Knox	1936
Turner, Chris	1972
Turner, Curtis	1984-85-86

Turner, Dave	1968-69-70
Turner, Howard R.	1927-28-29
Turner, Joseph L.	1974-75-76-77
Turner, Kevin A.	1982
Turner, Mebane H.	1950-51-52
Turner, Richard	1928-29
Tutwiler, E.M.	1901
Tyler, Delano L.	1986-87
Tyler, H.W.	1926
Tyler, Robert H. (Mgr.)	1990-91
Tysinger, William L., Jr.	1945

U

Ujhlein, Henry H.	1942
Ulehla, Tony R.	1959-60-61
Urban, Brent	2011-12-13
Urch, Scott E.	1985-86
Urie, Braedon	2017
Urmston, Thomas H.	1927

V

Vale, Donald D.	1974
Valles, Max	2013-14
Van Kuijen, Aaron	2009-11
Vanderbeek, Keith	1984-85
Varner, Harry	1910
Varner, John (Mgr.)	1967
Vaughan, Patrick	1963-64
Vaughan, William W.	1906-07
Verica, Marc C.	2008-09-10
Viar, Thomas L.	1971
Viars, Theodore J.	1955
Vigorito, Thomas J. (Capt.)	1977-78-79-80
Voliva, William	1974
Voss, Andrew	1979
Vozenilek, Alec (Capt.)	2012-13-14

W

Wagenknight, William J., Jr.	1916
Wager, Eugene E., Jr.	1931-32
Wahee, Wilfred	2014-15-16
Waidner, Harry F., III	1952
Wakeham, Frank (Mgr.)	1986
Walchack, Ron R.	1975-76
Walcott, Ausar	2009-10-11-12
Waldron, Caroline (Mgr.)	1983-84-85
Waldron, James H.	1943
Waldrop, John B.	1939-40
Waldrop, Louis S.	1943
Walker, Bradley	1900-01
Walker, Coleman C.	1923
Walker, Divante	2013-14-15
Walker, James H., III (Capt.)	1944-45
Walker, Jeffrey A.	1981-82-83-85
Walker, John	1972-73-74
Walker, Justin	2002
Walker, Knox P.	1914
Walker, Quentin	1979-80-82-83
Walker, Rijo (Capt.)	2010-11-12-13
Walker Jr., Ronnie	2021
Wall, Harry	1903
Wallace, Devin	2010
Wallace, Gustavus B.	1896-97
Wallace, Jason K.	1988-89-90
Wallace, John M.	1974-75-76
Wallace, Robert "Cody"	2012-13-14
Wallenger, Bruce (Mgr.)	1966-67
Walp, Paul K.	1922-23-24-25
Walsh, Ferdinand C.	1898
Walsh, William D.	1947-48-49
Walter, F.J.	1912
Walton, Dan G.	1971

Wanner, Donald G.	1942-43
Waples, Joseph B., Jr.	1905
Ward, James C.	1914-15-16
Ward, Jonathan M.	2001
Ward, Samuel C.	1921-22
Ward, William L.	1947
Wardlaw, Michael J.	1992-94
Ware, David L., Jr.	1989-90-91-92
Warren, Christopher C.	1985-86
Warren, Marshall (Mgr.)	1957
Warren, William Rice	1904-05
Warren, W. R.	1914-15
Warthen, Benjamin (Mgr.)	1964
Warthen, Harry (Mgr.)	1960
Washington, Jerrod (Capt.)	1990-91-92-93
Washington, Marcus A.	1990-91
Washington, Patrick (Capt.)	1997-98-99-00
Wass, John (Mgr.)	2002-03-04
Waters, H. Dorsey (Capt.)	1901-02
Watford, David	2011-13-14
Watkins, T. Frank	1902-03
Way, Charles C. (Capt.)	1991-92-93-94
Weaver, James M.	1923-24
Weaver, R. M.	1924-25
Webb, Jim	1976
Weeks, Marquis C.	2001-02-03-04
Weeks, Wes	2021
Weeks, Williams R., II (Capt.)	1935-36-37
Weems, Wharton E. (Mgr.)	1911
Weest, Harry B.	1895
Weigand, Ryan P.	2006-07
Weir, Robert C. (Capt.)	1947-48-49-50
Wellford, Landon C.	1907
Wellford, J.H.	1911
Wentz, Wade	1962
West, George F.	1941
Westcott, Thomas Adam	1999
Whalen, Lawrence F.	1929
Whelan, Wayne	1958
Whitaker, J. Waverley	1889
Whitaker, Patrick W.	1957
White, Adam (Mgr.)	2006
White, Bryan C.	2001-02-03-05
White, Charles C.	1916
White, Evans Christopher, III	1996
White, Joseph	2019-20-21
White, Joseph P.	1957
White, James L., Jr.	1913-14-15-16
White, James L., III	1939-40-41
White, Kaylee (Mgr.)	2002-03-04-05
White, T.N., Jr. (Mgr.)	1945
White, Todd H. (Capt.)	1993-94-95-96
Whitehead, Gordon B.	1979-81-82
Whitelaw, Landum P.	1949
Whitley, Reece M. (Capt.)	1956-57-58
Whitmire, Jeremiah	2012-13-15
Wicks, Dontayvion	2019, 21-22
Wicks, Jim (Capt.)	1974-75-76
Wiley, Mark E.	1982-83-84
Wilkin, Mathew C.	1933-34-35
Wilkins, Donte (Capt.)	2013-14-15-16
Wilkins, Terrence O.	1995-96-97-98
Willcox, Charles	1888
Willett, Kirk A.	1995-96-97
Willett, W. Roscoe, Jr.	1938-39
Wiley, Michael V. (Mgr.)	1996-97-98-99
Williams, Alan C.	1975
Williams, Ben (Mgr.)	1998-99-00-01
Williams, Bill (Capt.)	1970-71
Williams, Charles Robert	1901
Williams, Christopher E.	1999-01-02
Williams, Dena	1999
Williams, Deyon (Capt.)	2003-04-05-06



Williams, Joe L., Jr. 1994-95-96-97
 Williams, Julius D. 1995-96-97
 Williams, Lewis C. (Mgr.) 1896
 Williams, Michael L. 1989
 Williams, Robert 1957-58
 Williams, S. Clay. 1906-07
 Williams, William A. (Mgr.) 1915
 Williams, Willis E., Jr. 1960-61
 Willis, Benjamin C. 1899
 Willis, Symmion R. 1993-94
 Willits, Jim 1967-68-69
 Wills, Davis B. (Mgr.) 1900
 Wilson, D.C. 1912-16-17
 Wilson, John B. 1889
 Wilson, Johnnie L. 1988-89-90
Wilson, JR 2022
 Wilson, Lowndes (Mgr.) 1965
 Wilson, Maitland A. 1922-23
 Wilson, Marcus 1987-88-89
 Wilson, Richard T., III (Mgr.) 1962
 Wiltsee, Erich W. 1995
 Winborne, Jamaine L. 2001-02-03
 Windle, Steele B., III 1977
 Windle, Tucker 2009-10-11-12
 Winget, Jim 1963-64-65
 Wingo-Reeves, Connor 2013-14-16
 Winokur, Herbert Sr. 1938-39
 Winston, James O. 1923
 Wise, H.A. II (Mgr.) 1958
 Wise, Jennings Cropper 1908-09
 Wise, Sandy (Mgr.) 1957
 Witt, Samuel Brown 1920-21
 Wolf, Craig K. 1982
 Womack, Antwoine (Capt.) 1998-00-01
 Womack, John T., III 2008-09-10
 Wood, Bruce W. 1943-44-46
 Wood, Davis J. 1919
 Wood, Douglas 1963-64
 Wood, Joseph M. (Capt.) 1910-11-12-14
 Wood, Larry 1965-66
 Wood, Oscar E., III (Mgr.) 1991-92-93
Wood, Sackett 2021-22
 Wood, Smyth 1959
 Woodburn, Cynthia (Mgr.) 1986-87-88-89
 Woods, Brandon C. 2006-08-09
 Woods, Henry M. Jr. 1906
 Woods, Jelani 2021
 Woods, Matthew R. 1987-88-89
 Woods, Reginald D. 1980-81
 Woods, Samuel B., Jr. (Mgr.) 1907
 Woodson, Jared S. 1999-00-01
 Woody, Gordon (Mgr.) 1952
 Woolfolk, Pichegru 1912-13
 Word, Barry D. 1983-84-85
 Word, Corwin B. 1978-80-81
 Word, Kenneth E. 1980-81-82
 Word, Landan 2016
 Word, William E., Jr. 1915
 Wright, Michelle A. (Mgr.) 1985
 Wright, Steven 2016-17
 Wright, William M. 1947-48-49
 Wykoff, Bernie 1943
 Wyncoop, Dave 1967-68-69

Y


Yancey, Kemper W. (Capt.) 1907-08-09
 Yarbrough, A. Nelson 1956-57
 Yarbrough, Zachary 2001-02-03-04
 Yavinsky, Andrew 2020
 Yavinsky, Marc T. 1991
 Yewisiak, Paul 1965-66-67
 Yoder, Brent 1985
 Young, James M. 1952

Young, William R., Jr. 1953
 Young, M. (Mgr.) 1889
 Yurechko, Douglas A. (Mgr.) 1995-96

Z

Zaccheaus, Olamide (Capt.) .2015-16-17-18
 Zamperini, Mark E. 1977
 Zandier, Zane 2017-18-19-20
 Zellem, Edward B. 1983
 Zellers, Tom 1967
 Zensen, Roger 1959
 Zidenberg, Joshua S. 2005-06-07
 Ziegler, Paul E. 1971
 Zimmer, Craig W. 1985-86-88
 Zimmer, William L, III. 1933-34
 Zimmerlink, Geno 1981-83-84-85
 Zimmerman, Ric 1966-67-68
 Zinn, George 1903
 Zmudzin, Anthony (Capt.) 1973-74
 Zollar, Justin 2018-19
 Zundel, Dwight W. 1920-21

CAVALIER MAJOR AWARD WINNERS



BILL DUDLEY

Maxwell Award

- 1941 Maxwell Award as the country's outstanding player
- Consensus All-American as a 19-year old senior
 - Led nation in scoring (134 points), touchdowns (18) and all-purpose yards (1674)
 - Second nationally in rushing (968) and total offense (1824), and fourth in punt returns (481 yards)



HEATH MILLER

Mackey Award

- 2004 Mackey Award as the nation's outstanding tight end
- Unanimous first-team All-American as a junior
 - Caught 41 passes for 541 yards and five touchdowns
 - Tremendous blocker who helped UVA lead the ACC in rushing and total offense



CHRIS LONG

Ted Hendricks Award

- 2007 Hendricks Award as the best defensive end in the country
- Unanimous first-team All-American
 - Third in the country with 14 sacks and 14th in tackles for loss
 - Led the team with 23 quarterback pressures and nine pass break-ups



GEORGE WELSH

Bobby Dodd National Coach of the Year

- 1991 Bobby Dodd Coach of the Year Award
- Directed a young squad that had to replace 15 starters from the previous season to an 8-3-1 record
 - Team was unbeaten in last eight games of regular season to earn Gator Bowl bid
 - Virginia led the ACC in scoring offense and scoring defense



JOE REED

Jet Award Award

- 2019 Jet Award as return specialist in the country
- First-team All-American by Walter Camp, FWAA, CBS and Phi Steele as a kick returner
 - No. 1 in the nation in kick return average with a 33.2 yard per return average
 - Only player in the nation with 2,700+ career return yards and a career return average of 28+ yards per return

UVA AND THE HEISMAN TROPHY

Year	Name	Place in Voting
1941	Bill Dudley	Fifth
1990	Shawn Moore	Fourth
1990	Herman Moore	Sixth
1999	Thomas Jones	Eighth
2007	Chris Long	10th





RETIRED NUMBERS

Six Virginia players have had their uniform numbers retired and those numbers will not be worn again. Those numbers honor the most decorated players in the program's history, including Jim Dombrowski (73), Bill Dudley (35), Gene Edmonds (97), Shawn Moore (12), Joe Palumbo (48) and Frank Quayle (24).

12 Shawn Moore Martinsville, Va.



Shawn Moore (1988-90) quarterbacked UVA to two New Year's Day Bowl appearances and a share of the school's first-ever ACC championship. Virginia's all-time passing and total offense leader set over 30 combined NCAA, conference and school records. He led Virginia to the USF&G Sugar Bowl as well as a No. 1 ranking in the nation (Associated Press) for three consecutive weeks. Moore became the first ACC quarterback to lead the nation in passing efficiency (160.7) in 1990 while completing 144 of 241 passes for 2,262 yards and 21 touchdowns. Moore finished fourth in balloting for the 1990 Heisman Trophy. As a senior he was a first-team All-American and ACC Player of the Year.

35 Bill Dudley Bluefield, Va.



As a 19-year-old senior in 1941, "Bullet" Bill Dudley led Virginia to a sparkling 8-1 record and had a hand in 206 of the 279 points that the Cavaliers scored. A great runner, passer, kicker and defensive player, he led the nation that year in points scored (134) and finished second nationally in total offense (1,824 yards). A member of the National Football Foundation's College Football Hall of Fame and the Pro Football Hall of Fame, Dudley became the first Cavalier to have his number retired. He earned All-America honors at halfback in 1941 and finished fifth in the 1941 Heisman balloting. He was selected by the Pittsburgh Steelers in 1942 as the NFL's number-one draft choice.

73 Jim Dombrowski Williamsville, N.Y.




Jim Dombrowski anchored Virginia's offensive line for four straight seasons (1982-85) and finished his career as UVA's first-ever unanimous All-American. The two-time winner of the Jacobs Blocking Trophy as the ACC's best blocker, he helped lead UVA to three straight winning seasons and a 27-24 victory over Purdue in the 1984 Peach Bowl. He received All-America honors following Virginia's 6-5 season in 1985. Dombrowski also went on to a successful NFL career. He was selected for induction into the College Football Hall of Fame in 2008.

24 Frank Quayle Garden City, N.Y.



Frank Quayle established himself as Virginia's most versatile performer since the days of "Bullet" Bill Dudley. In addition to his career rushing total of 2,695 yards, the tailback caught 83 passes for 1,145 yards. He was named ACC Player of the Year and the conference's overall Athlete of the Year in 1968 after rushing 175 times for 1,213 yards and catching 30 passes for 426 yards. During his three seasons in the Cavalier backfield (1966-68), Virginia went 16-14, including a 7-3 mark in 1968.

48 Joe Palumbo Beaver, Pa.



During Joe Palumbo's three varsity seasons (1949-51), Virginia posted a 23-5 mark and recorded seven shutouts. He was a first-team All-America selection that season. He was a three-time All-State selection. In 1951, Palumbo received the Outstanding Defensive Lineman Award from the Touchdown Club of Washington, D.C., was named the state of Virginia's Athlete of the Year, and participated in the Blue-Gray All-Star Game. Palumbo was inducted into the National Football Foundation and College Football Hall of Fame in August of 1999.

97 Gene Edmonds Hampton, Va.



Gene Edmonds was a half-back on winning Cavalier teams in 1948 and 1949. He was killed in a tragic automobile accident near Scott Stadium on Nov. 20, 1949, hours after scoring Virginia's second touchdown in a 28-14 loss to Tulane. Edmonds' jersey number (97) was retired as a memorial by Cavalier head coach Art Guepe and UVA Athletic Director Norton Pritchett.

RETIRED JERSEYS

Jersey retirement honors Virginia players who have significantly impacted the program. Individuals recognized in this way will have their jerseys retired, but their number will remain active.

- | | |
|----------------------|--------------------------|
| 3 Anthony Poindexter | 58 Patrick Kerney |
| 6 Thomas Jones | 61 Elton Brown |
| 7 Matt Schaub | 65 Tom Scott |
| 10 Will Brice | 66 D'Brickashaw Ferguson |
| 12 Bob Davis | 66 Mark Dixon |
| 14 Matt Blundin | 72 Ray Roberts |
| 19 Ronde Barber | 77 Noel LaMontagne |
| 21 Tiki Barber | 85 Chris Slade |
| 34 Jim Bakhtiar | 87 Herman Moore |
| 42 Terry Kirby | 87 John Papit |
| 50 John St. Clair | 89 Heath Miller |
| 56 Ray Savage | 91 Chris Long |



John Papit and Tom Scott had their jerseys retired during the 2008 season.



Tiki Barber was the offensive and overall MVP of the ACC in 1996.

ACC HONORS

ACC Champions

- 1989 – Co-Champions (w/Duke)
- 1995 – Co-Champions (w/Florida State)

ACC Division Champions

- 2019 – Coastal Division Champions

ACC Player of the Year

- 1966 – Bob Davis, QB
- 1968 – Frank Quayle, TB
- 1984 – Barry Word, TB
- 1989 – Shawn Moore, QB (UPI Offensive MVP)
- 1990 – Shawn Moore, QB
- 1991 – Matt Blundin, QB
- 1996 – Tiki Barber, TB (Offensive MVP, Overall MVP)
- 1998 – Anthony Poindexter (Defensive MVP)
- 2002 – Matt Schaub (Offensive MVP, Overall MVP)
- 2007 – Chris Long (Defensive MVP)

ACC Coach of the Year

- 1961 – Bill Elias
- 1968 – George Blackburn
- 1983 – George Welsh
- 1984 – George Welsh
- 1989 – George Welsh (UPI)
- 1991 – George Welsh
- 1995 – George Welsh
- 2002 – Al Groh
- 2007 – Al Groh
- 2011 – Mike London

ACC Rookie of the Year

- 1984 – John Ford, WR
- 1994 – Ronde Barber, DB

ACC Defensive Rookie of the Year

- 2014 – Quin Blanding, S (Began with 2007 season)
- 2017 – Brenton Nelson, S

ACC Coaches Defensive Rookie of the Year

- 2014 – Quin Blanding, S (existed from 2012-16)

Tatum Award

The James E. Tatum Award, is given annually in memory of the late Jim Tatum to the ACC's top senior student-athlete among the league's football players. Tatum, a two-time ACC Coach of the Year, coached in the fifties at both Maryland and North Carolina and believed strongly in the concept of the student-athlete.

- 1981 – Bert Krupp
- 1982 – Pat Chester
- 1986 – David Cardenas
- 1993 – Tom Burns
- 1997 – Stephen Phelan
- 1999 – Noel LaMontagne
- 2007 – Tom Santi
- 2019 – Jordan Mack

Brian Piccolo Award Winners

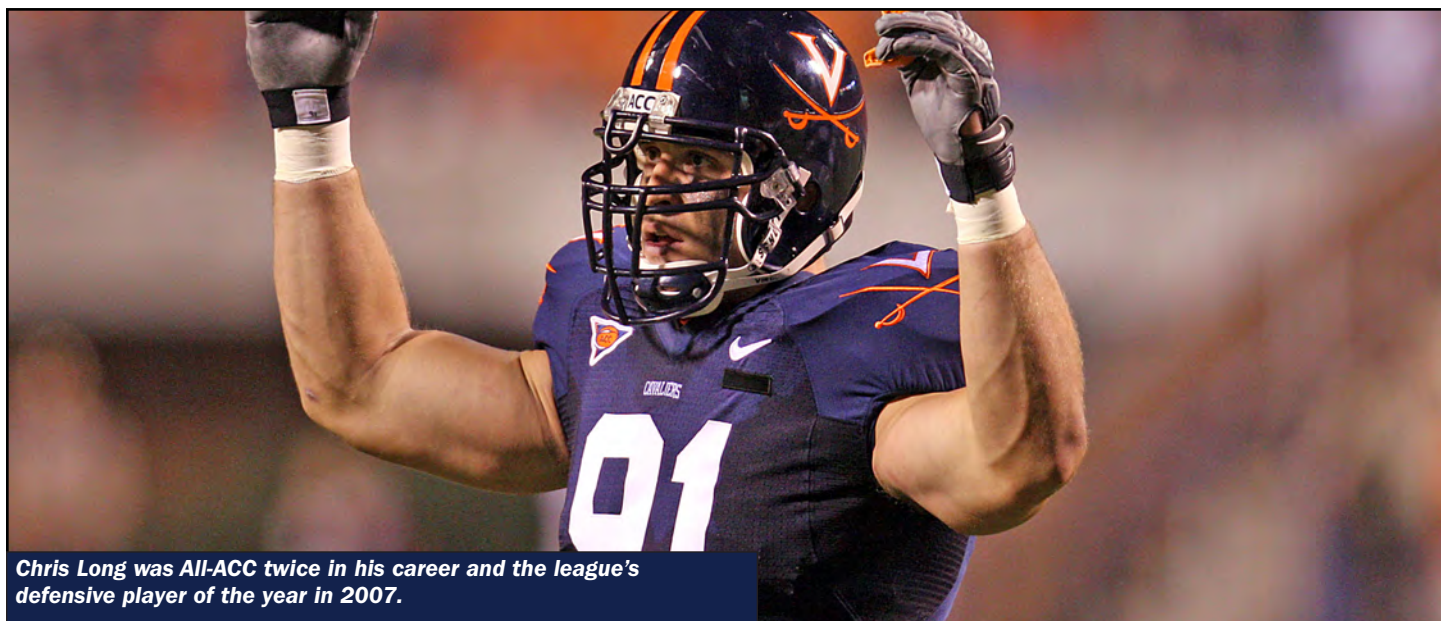
One of Wake Forest's most famed athletes, Brian Piccolo was an All-America selection in 1964 after leading the nation in rushing and scoring. Piccolo played professionally for the Chicago Bears for four seasons before his career came to an end after he was stricken by cancer in 1970. The Brian Piccolo Award was established in 1970 by the league's head football coaches to honor the ACC's most courageous football player.

- 1975 – Scott Gardner
- 1994 – Chris Harrison
- 1998 – Anthony Poindexter
- 2003 – Kevin Bailey
- 2005 – Ryan Best

Jacobs Blocking Trophy

The Jacobs Blocking Trophy is awarded annually by William and Hugh Jacobs of Clinton, S.C., to the player voted the most outstanding blocker in the Atlantic Coast Conference in a poll of conference coaches. The trophy is given in memory of William P. Jacobs, who served as president of Presbyterian College from 1935 to 1945, by his sons. The Jacobs Blocking Trophy was first awarded in 1953.

- 1968 – Greg Shelly, offensive tackle
- 1970 – Dan Ryczek, center
- 1984 – Jim Dombrowski, offensive tackle
- 1985 – Jim Dombrowski, offensive tackle
- 1990 – Ray Roberts, offensive tackle
- 1991 – Ray Roberts, offensive tackle
- 1993 – Mark Dixon, offensive guard
- 1999 – John St. Clair, center
- 2003 – Elton Brown, guard
- 2004 – Elton Brown, guard
- 2008 – Eugene Monroe, tackle



Chris Long was All-ACC twice in his career and the league's defensive player of the year in 2007.

ALL-ATLANTIC COAST CONFERENCE

ALL-ACC

From 1953 to 1981, the All-Atlantic Coast Conference team was selected by the Atlantic Coast Sports Writers Association (ACSWA). The Associated Press (AP) started selecting its own All-ACC team in 1982. In 1989 the ACSWA and AP combined to select one team, while United Press International (UPI) also chose a team in 1989. In 2012 the ACC coaches started their own All-ACC team to go along with the one selected by the Atlantic Coast Sports Media Association (ACSMA). Both ACSMA and the ACC coaches lasted through the 2016 season as official teams. Starting in 2017, the official All-ACC team was voted on by a panel from each school which included the head coach, radio play-by-play announcer and two members of the team's beat media, as well as other national voters. The players listed below, starting in 1982, made all teams unless otherwise indicated. UVA has had 128 first-team All-ACC selections, including 80 in the last 29 seasons.

- 1954**
John Polzer, G 2nd Team
- 1955**
Jim Bakhtiar, FB 2nd Team
John Polzer, G 2nd Team
- 1956**
Jim Bakhtiar, FB 1st Team
Jim Keyser, G 1st Team
- 1957**
Jim Bakhtiar, FB 1st Team
- 1960**
Ron Gassert, T 2nd Team
Fred Shepherd, FB 2nd Team

- 1961**
Ron Gassert, T 2nd Team
- 1962**
Dave Graham, T 2nd Team
Bob Rowley, G 2nd Team
- 1963**
Bob Kowalkowski, T 2nd Team
Turnley Todd, G 2nd Team
- 1964**
Bob Davis, QB 1st Team
Bob Kowalkowski, T 2nd Team
- 1966**
Ed Carrington, E 1st Team
Bob Davis, QB 1st Team
- 1967**
Frank Quayle, TB 1st Team
Greg Shelly, T 1st Team
- 1968**
Chuck Hammer, G 1st Team
Bob Paczkowski, LB 1st Team
Frank Quayle, TB 1st Team
Greg Shelly, T 1st Team
- 1970**
Dan Ryczek, C 1st Team
- 1971**
Andy Selfridge, DT 1st Team
- 1972**
Dave Sullivan, WR 1st Team
- 1973**
Dick Ambrose, LB 1st Team
Harrison Davis, WR 1st Team
Paul Ryczek, C 1st Team
- 1974**
Dick Ambrose, LB 1st Team

- 1975**
Tom Glassic, G 1st Team
- 1977**
Russ Henderson, P 1st Team
- 1978**
Russ Henderson, P 1st Team
- 1979**
Tony Blount, DB 1st Team
Steve Potter, DE 1st Team
Tom Vigorito, RB 1st Team
- 1980**
Stuart Anderson, DE 1st Team
Bryan Shumock, DB 1st Team
- 1981**
Stuart Anderson, DE 1st Team
- 1982 (ACSWA)**
Pat Chester, DB 1st Team
- 1983 (ACSWA)**
Jim Dombrowski, T 1st Team
Lester Lyles, SS 1st Team
- 1983 (AP)**
Lester Lyles, SS 1st Team
Jim Dombrowski, T HM
Ron Mattes, DT HM
Charles McDaniel, LB HM
Billy Smith, WR HM
- 1984 (ACSWA)**
David Bond, NG 1st Team
Jim Dombrowski, T 1st Team
Lester Lyles, SS 1st Team
Ron Mattes, DT 1st Team
Bob Olderman, G 1st Team

- 1984 (AP)**
Jim Dombrowski, T 1st Team
Lester Lyles, SS 1st Team
Ron Mattes, DT 1st Team
Charles McDaniel, LB 1st Team
- 1985 (AP & ACSWA)**
Jim Dombrowski, T 1st Team
Harold Garren, C 1st Team
Kenny Stadlin, PK 1st Team
Barry Word, TB 1st Team
- 1987 (ACSWA)**
Kevin Cook, DB 1st Team
John Ford, WR 1st Team
Chris Minear, T 1st Team
Sean Scott, DE 1st Team
Scott Secules, QB 1st Team
- 1987 (AP)**
Kevin Cook, DB 1st Team
John Ford, WR 1st Team
Sean Scott, DE 1st Team
Scott Secules, QB 1st Team
David Griggs, LB HM
Darryl Hammond, DB HM
Chris Minear, T HM
- 1988 (ACSWA)**
Roy Brown, G 1st Team
Jeff Lageman, LB 1st Team
- 1988 (AP)**
Roy Brown, G 1st Team
Jeff Lageman, LB 1st Team
John Ford, WR 2nd Team
David Griggs, LB 2nd Team
Keith McMeans, DB 2nd Team

1989 (ACSWA & AP)

Roy Brown, G1st Team
 Bruce McGonnigal, TE1st Team
 Shawn Moore, QB1st Team
 Ray Savage, DE1st Team
 Tony Covington, DB2nd Team
 Jake McInerney, PK2nd Team
 Herman Moore, WR2nd Team
 Ray Roberts, T2nd Team
 Marcus Wilson, TB2nd Team
 Phil Thomas, LB2nd Team

1989 (UPI)

Marcus Wilson, TB1st Team

1990

Terry Kirby, TB1st Team
 Herman Moore, WR1st Team
 Shawn Moore, QB1st Team
 Ray Roberts, T1st Team
 Trevor Ryals, C1st Team
 Chris Slade, DE1st Team
 Tony Covington, DB2nd Team
 Joe Hall, DT2nd Team
 Jason Wallace, DB2nd Team

1991

Matt Blundin, QB1st Team
 Ed Garno, P1st Team
 Terry Kirby, TB1st Team
 Ray Roberts, T1st Team
 Nikki Fisher, TB2nd Team
 Greg Jeffries, DB2nd Team
 Keith Lyle, DB2nd Team
 Matt Quigley, DT2nd Team
 Chris Slade, LB2nd Team

1992

Chris Slade, DE1st Team
 Mark Dixon, G2nd Team
 Terry Kirby, TB2nd Team

1993

Mark Dixon, G1st Team
 Keith Lyle, DB1st Team
 Aaron Mundy, TE1st Team
 Jim Reid, T1st Team
 Will Brice, P2nd Team
 Mike Frederick, DE3rd Team
 Tom Burns, LB3rd Team
 Mark Krichbaum, DT3rd Team
 Randy Neal, LB3rd Team
 Tyrone Davis, WRHM
 Patrick Jeffers, WRHM

Kyle Kirkeide, PKHM
 Charles Way, FBHM
 Symmion Willis, QBHM

1994

Ronde Barber, DB1st Team
 Mike Frederick, DE1st Team
 Will Brice, P2nd Team
 Tyrone Davis, WR2nd Team
 Ryan Kuehl, DT2nd Team
 Jamie Sharper, LB2nd Team
 Jason Augustino, THM
 Tiki Barber, TBHM
 Kevin Brooks, TBHM
 Joe Crocker, DBHM
 James Fariior, LBHM
 Rafael Garcia, PKHM
 Mike Groh, QBHM
 Bryan Heath, CHM
 Randy Neal, LBHM
 Carl Smith, DBHM
 Charles Way, FBHM

1995

Jason Augustino, T1st Team
 Ronde Barber, DB1st Team
 Tiki Barber, TB1st Team
 Will Brice, P1st Team
 Percy Ellsworth, DB1st Team
 Rafael Garcia, PK1st Team
 James Fariior, LB2nd Team
 Mike Groh, QB2nd Team
 Chris Harrison, T2nd Team
 Todd White, DT2nd Team
 Demetrius Allen, WRHM
 Duane Ashman, DEHM
 Joe Crocker, DBHM
 Walt Dery, TEHM
 Jon Harris, DEHM
 Patrick Jeffers, WRHM
 Paul London, DBHM
 Bobby Neely, TEHM
 Anthony Poindexter, DBHM
 Jeremy Raley, GHM
 Jamie Sharper, LBHM
 John Slocum, GHM

1996

Tiki Barber, TB1st Team
 Ronde Barber, DB1st Team
 Will Brice, P1st Team
 Anthony Poindexter, S1st Team
 Jeremy Raley, G1st Team

Jamie Sharper, LB1st Team
 Duane Ashman, DE2nd Team
 Tiki Barber, SPEC2nd Team
 James Fariior, LB2nd Team
 Rafael Garcia, PK2nd Team
 Todd White, DT2nd Team
 Germane Crowell, WRHM
 Antonio Dingle, DTHM
 Jon Harris, DEHM
 Tom Locklin, CHM
 Stephen Phelan, DBHM

1997

Antonio Dingle, DT1st Team
 Anthony Poindexter, DB1st Team
 Doug Karczewski, T2nd Team
 Germane Crowell, WRHM
 Patrick Kerney, DEHM
 Wali Rainer, LBHM
 Dwayne Stukes, DBHM

1998

Casey Crawford, TE1st Team
 Robert Hunt, T1st Team
 Thomas Jones, TB1st Team
 Patrick Kerney, DE1st Team
 Noel LaMontagne, G1st Team
 Anthony Poindexter, DB1st Team
 Wali Rainer, LB1st Team
 John St. Clair, C2nd Team
 Antwoine Womack, TB2nd Team
 Billy Baber, TEHM
 Fady Chamoun, GHM
 Antonio Dingle, DTHM
 Donnie Scott, PHM
 Byron Thweatt, LBHM

1999

Thomas Jones, TB1st Team
 Noel LaMontagne, G1st Team
 John St. Clair, C1st Team
 Shannon Taylor, LB2nd Team
 Byron Thweatt, LB2nd Team
 Billy Baber, TEHM
 Brad Barnes, THM
 Casey Crawford, TEHM
 Antwan Harris, DBHM
 Yubrenal Isabelle, LBHM
 Donnie Scott, PHM
 Johnny Shivers, DTHM

2000

Antwoine Womack, TB1st Team
 Byron Thweatt, LB2nd Team
 Josh Lawson, G2nd Team
 Billy Baber, TEHM
 Evan Routzahn, GHM
 Tim Spruill, DBHM

2001

Billy McMullen, WR1st Team
 Mike Abrams, P2nd Team
 Angelo Crowell, LB2nd Team
 Shernard Newby, S2nd Team
 Jermese Jones, THM
 Monsanto Pope, GHM
 Evan Routzahn, GHM

2002

Angelo Crowell, LB1st Team
 Billy McMullen, WR1st Team
 Matt Schaub, QB1st Team
 Chris Canty, DE2nd Team
 Jerton Evans, S2nd Team
 Heath Miller, TE2nd Team
 Darryl Blackstock, LBHM
 Elton Brown, GHM
 Almondo Curry, CBHM
 Mike Mullins, THM

2003

Heath Miller, TE1st Team
 Elton Brown, G2nd Team
 Chris Canty, DE2nd Team
 Connor Hughes, PK2nd Team
 Wali Lundy, RB2nd Team
 Matt Schaub, QB2nd Team
 Darryl Blackstock, LBHM
 Jamaine Winborne, DBHM

2004

Ahmad Brooks, LB1st Team
 Elton Brown, G1st Team
 D'Brickshaw Ferguson, T1st Team
 Heath Miller, TE1st Team
 Alvin Pearman, RB1st Team
 Darryl Blackstock, LB2nd Team
 Zac Yarbrough, C2nd Team
 Andrew Hoffman, NTHM



A dominating punter who averaged 42.0 yards per punt in his career from 1993-96, Will Brice became only the third player in ACC history to earn all-conference honors all four years.



A four-year starter at left guard, Tom Glassic was a first-team All-ACC selection as a senior in 1975. He was a first-round draft choice of the Denver Broncos in 1976.



A first-team All-ACC guard in 1996, Jeremy Raley became the first offensive lineman in school history to start four bowl games.



Safety Kevin Cook was a first-team All-ACC selection in 1987 after finishing fourth in the nation with eight interceptions.



Micah Kiser (left) and Quin Blanding (right) are the fourth and fifth Cavaliers ever to earn first-team All-ACC honors three years in a row and the first UVA duo to accomplish the feat in the same three years.

2005
 D'Brickashaw Ferguson, T..... 1st Team
 Connor Hughes, PK..... 1st Team
 Kai Parham, LB..... 1st Team
 Marcus Hamilton, CB..... 2nd Team
 Deyon Williams, WR..... HM

2006
 Marcus Hamilton, CB..... 2nd Team
 Chris Long, DE..... 2nd Team
 Branden Albert, OG..... HM
 Kevin Ogletree, WR..... HM

2007
 Chris Long, DE..... 1st Team
 Branden Albert, OG..... 1st Team
 Tom Santi, TE..... 2nd Team
 Ryan Weigand, P..... 2nd Team
 Eugene Monroe, T..... HM

2008
 Eugene Monroe, T..... 1st Team
 John Phillips, TE..... 1st Team
 Ras-I Dowling, CB..... 2nd Team
 Clint Sintim, LB..... 2nd Team
 Kevin Ogletree, WR..... HM
 Cedric Peerman, TB..... HM

2009
 Nate Collins, DT..... 1st Team
 Ras-I Dowling, CB..... 2nd Team
 Steve Greer, LB..... HM
 Robert Randolph, PK..... HM

2010
 Chase Minnifield, CB..... 1st Team
 Keith Payne, RB..... 2nd Team

2011
 Matt Conrath, DT..... 1st Team
 Chase Minnifield, CB..... 1st Team
 Austin Pasztor, OG..... 1st Team
 Oday Aboushi, OT..... 2nd Team
 Steve Greer, LB..... 2nd Team
 Perry Jones, TB..... HM
 Rodney McLeod, S..... HM
 Anthony Mihota, C..... HM

2012 (ACSMA)
 Oday Aboushi, OT..... 1st Team
 Steve Greer, LB..... 1st Team
 Jake McGee, TE..... HM
 Demetrious Nicholson, CB..... HM
 La'Roy Reynolds, LB..... HM

2012 (ACC Coaches)
 Oday Aboushi, OT..... 1st Team
 Steve Greer, LB..... 2nd Team
 Morgan Moses, OT..... HM
 Demetrious Nicholson, CB..... HM
 La'Roy Reynolds, LB..... HM

2013 (ACSMA)
 Anthony Harris, SS..... 1st Team
 Kevin Parks, RB..... 2nd Team
 Morgan Moses, OT..... 3rd Team
 Brent Urban, DT..... HM

2013 (ACC Coaches)
 Anthony Harris, SS..... 1st Team
 Kevin Parks, RB..... 2nd Team
 Morgan Moses, OT..... 2nd Team

2014 (ACSMA)
 Quin Blanding, FS..... 2nd Team
 Maurice Canady, CB..... 2nd Team
 Henry Coley, ILB..... 2nd Team
 Ian Frye, PK..... 2nd Team
 Eli Harold, DE..... 2nd Team
 Anthony Harris, SS..... 3rd Team
 Kevin Parks, RB..... 3rd Team
 Max Valles, OLB..... 3rd Team
 David Dean, DT..... HM
 Darius Jennings, KR..... HM

2014 (ACC Coaches)
 Quin Blanding, FS..... 2nd Team
 Henry Coley, ILB..... 2nd Team
 Ian Frye, PK..... 2nd Team
 Eli Harold, DE..... 2nd Team
 Kevin Parks, RB..... 2nd Team
 Maurice Canady, CB..... 3rd Team
 David Dean, DT..... 3rd Team
 Anthony Harris, SS..... 3rd Team
 Max Valles, OLB..... 3rd Team
 Darius Jennings, KR..... HM

2015 (ACSMA)
 Quin Blanding, FS..... 1st Team
 Micah Kiser, ILB..... 1st Team
 Canaan Severin, WR..... 2nd Team
 Taquan Mizzell, TB..... 3rd Team
 Ross Burbank, OG..... HM
 Nicholas Conte, P..... HM
 David Dean, DT..... HM

2015 (ACC Coaches)
 Quin Blanding, FS..... 2nd Team
 Micah Kiser, ILB..... 2nd Team
 Canaan Severin, WR..... 2nd Team
 Ross Burbank, OG..... 3rd Team
 Taquan Mizzell, TB..... 3rd Team
 Nicholas Conte, P..... HM
 David Dean, DT..... HM

2016 (ACSMA)
 Quin Blanding, FS..... 1st Team
 Nicholas Conte, P..... 1st Team
 Micah Kiser, ILB..... 1st Team
 Taquan Mizzell, TB..... HM

2016 (ACC Coaches)
 Quin Blanding, FS..... 1st Team
 Nicholas Conte, P..... 1st Team
 Micah Kiser, ILB..... 1st Team

2017
 Quin Blanding, FS..... 1st Team
 Micah Kiser, ILB..... 1st Team
 Lester Coleman, P..... 2nd Team
 Olamide Zaccheaus, WR..... 2nd Team
 Juan Thornhill, CB..... 3rd Team
 Chris Peace, OLB..... HM
 Joe Reed, KR..... HM

2018
 Bryce Hall, CB..... 1st Team
 Juan Thornhill, SS..... 1st Team
 Olamide Zaccheaus, WR..... 1st Team
 Chris Peace, OLB..... 3rd Team
 Joe Reed, KR..... 3rd Team
 Evan Butts, TE..... HM
 Jordan Ellis, TB..... HM
 Bryce Perkins, QB..... HM

2019
 Joe Reed, AP..... 1st Team
 Joe Reed, KR..... 1st Team
 Bryce Perkins, QB..... 2nd Team
 Jordan Mack, ILB..... 3rd Team
 Joey Blount, S..... 3rd Team
 Brian Delaney, PK..... HM
 Hasise Dubois, WR..... HM
 Olusegun Oluwatimi, C..... HM
 Eli Hanback, DE..... HM
 Charles Snowden, OLB..... HM
 Zane Zandier, ILB..... HM

2020
 Charles Snowden, OLB..... 2nd Team
 Nick Jackson, ILB..... 3rd Team
 Chris Glaser, OG..... HM
 Billy Kemp IV, WR..... HM
 Zane Zandier, ILB..... HM

2021
 Dontayvion Wicks, WR..... 1st Team
 Jelani Woods, TE..... 1st Team
 Keytaon Thompson, AP..... 2nd Team
 Olusegun Oluwatimi, C..... 2nd Team
 Nick Jackson, LB..... 2nd Team
 Brennan Armstrong, QB..... 3rd Team
 Billy Kemp IV, WR..... 3rd Team
 Bobby Haskins, OT..... HM

2022
 Anthony Johnson, CB..... 1st Team
 Nick Jackson, LB..... 2nd Team
 Fentrell Cypress, CB..... 2nd Team
 Daniel Sparks, P..... 2nd Team
 Keytaon Thompson, WR..... 3rd Team
 Chico Bennett, DE..... HM
 Aaron Faumui, DT..... HM

Annual ACC Statistics Leaders

Year	Player	Category	No.	Year	Player	Category	No.
1956	Nelson Yarbrough	Passing Yards	626 yards	1991	Matt Blundin	Passing Efficiency	159.6
1956	Fred Polzer	Receiving	24 receptions	1991	Ed Garno	Punting	42.0 ypp.
1956	Fred Polzer	Receiving Yards	221 yards	1992	Bobby Goodman	Passing Efficiency	137.4
1957	Jim Bakhtiar	Rushing Yards	822 yards	1992	Terry Kirby	Rushing Yards	141.3 ypg.
1957	Fred Polzer	Receiving	25 receptions	1992	Terry Kirby	All-Purpose Yards	171.5 ypg.
1957	Rece Whitley	Interceptions	5 interceptions	1992	Chris Slade	Quarterback Sacks	14 sacks
1958	Sandy Dempsey	Passing Yards	697 yards	1993	Randy Neal	Tackles Per Game	12.6 tpg.
1958	Sonny Randle	Receiving	47 receptions	1993	Mike Frederick	Tackles For Loss	21 TFL
1958	Sonny Randle	Receiving Yards	642 yards	1994	Mike Groh	Passing Efficiency	143.8
1958	Sonny Randle	Kickoff Return Yards	506 yards	1994	Rafael Garcia	Scoring	7.7 ppg.
1958	Sonny Randle	All-Purpose Yardage	1,253 yards	1994	Rafael Garcia	Kick Scoring	85 points
1959	Tom Gravins	Kickoff Return Yards	346 yards	1994	Ronde Barber	Interceptions	0.73 ipg.
1960	Fred Shepherd	Rushing Yards	653 yards	1995	Tiki Barber	All-Purpose Yards	158.8 ypg.
1963	Tom Krebs	Interceptions	4 interceptions	1996	Tiki Barber	Rushing Yards	123.6 ypg.
1964	Roger Davis	Kickoff Return Yards	481 yards	1996	Tiki Barber	Punt Return Yards	12.7 ypr.
1965	Tom Hodges	Passing Yards	1,299 yards	1996	Tiki Barber	All-Purpose Yards	169.0 ypg.
1965	John Pincavage	Receiving	45 receptions	1997	Aaron Brooks	Passing Efficiency	151.0
1965	John Pincavage	Receiving Yards	572 yards	1998	Thomas Jones	Rushing Yards	118.5 ypg.
1965	John Pincavage	All-Purpose Yards	1,192 yards	1998	Patrick Kerney	Quarterback Sacks	15 sacks
1966	Bob Davis	Total Offense	1,688 yards	1999	Thomas Jones	Rushing Yards	163.5 ypg.
1966	Bob Davis	Passing Yards	1,461 yards	1999	Thomas Jones	All-Purpose Yards	186.7 ypg.
1966	Frank Quayle	Scoring	66 points	2000	Antwoine Womack	Rushing Yards	93.5 ypg.
1966	Frank Quayle	All-Purpose Yards	1,616 yards	2001	Billy McMullen	Receiving	6.9 rpg.
1967	Frank Quayle	All-Purpose Yards	1,497 yards	2001	Billy McMullen	Receiving Yards	88.3 ypg.
1968	Frank Quayle	Rushing Yards	1213 yards	2002	Matt Schaub	Passing Efficiency	147.5
1968	Frank Quayle	Scoring	84 points	2003	Almondo Curry	Interceptions	0.46 ipg.
1968	Frank Quayle	All-Purpose Yards	1,869 yards	2004	Wali Lundy	Scoring	8.5 ppg.
1971	Bill Davis	Receiving	4.5 rpg.	2004	Alvin Pearman	All-Purpose Yards	161.5 ypg.
1971	Bill Davis	Receiving Yards	56.1 ypg.	2004	Darryl Blackstock	Quarterback Sacks	10.5 sacks
1972	Dave Sullivan	Receiving	4.6 rpg.	2005	Marcus Hamilton	Interceptions	0.50 ipg.
1973	Scott Gardner	Total Offense	192.7 ypg.	2007	Chris Long	Quarterback Sacks	1.08 spg.
1973	Scott Gardner	Passing	*9.0 cpg.	2007	Chris Long	Tackles for Loss	1.46 tpg.
1973	Harrison Davis	Receiving	4.0 rpg.	2007	Ryan Weigand	Punting	45.2 avg.
1973	Harrison Davis	Receiving Yards	70.3 ypg.	2008	Vic Hall	Fumbles Caused	0.42 fcpg
1975	Scott Gardner	Total Offense	144.8 ypg.	2010	Keith Payne	Scoring	8.7 ppg.
1975	Scott Gardner	Passing	*12.1 cpg.	2010	Keith Payne	TD Scoring	96 points
1975	Tom Fadden	Receiving	4.4 rpg.	2013	Anthony Harris	Interceptions	0.67 ipg.
1977	Russ Henderson	Punting	42.5 ypp.	2015	Micah Kiser	Tackles	9.8 tpg.
1977	Derrick Glasper	Interceptions	0.45 ipg.	2016	Nicholas Conte	Punting	44.3 ypp.
1978	Sean McCall	Kickoff Return Yards	26.9 ypr.	2016	Micah Kiser	Tackles	11.2 tpg.
1978	Russ Henderson	Punting	42.5 ypp.	2016	Quin Blanding	Solo Tackles	5.8 tpg.
1979	Pat Chester	Punt Return Yards	9.9 ypr.	2017	Joe Reed	Kickoff Return Yards	29.7 ypr.
1980	Pat Chester	Punt Return Yards	10.1 ypr.	2017	Micah Kiser	Tackles	11.2 tpg.
1980	Bryan Shumock	Interceptions	0.45 ipg.	2018	Olamide Zaccheaus	Receptions	93 catches
1983	Billy Smith	Receiving Yards	70.6 ypg.	2018	Bryce Perkins	Points Responsible For	206 points
1984	Ray Daly	Interceptions	0.45 ipg.	2018	Bryce Hall	Passes Defended	24 passed def.
1985	Barry Word	Rushing Yards	122.4 ypg.	2019	Bryce Perkins	Total Offense	307.6 ypg
1985	Kenny Stadlin	Kick Scoring	76 points	2019	Joe Reed	Kickoff Return Yards	33.2 ypr
1985	Barry Word	All-Purpose Yards	137.6 ypg.	2020	Lavel Davis Jr.	Yards per reception	25.8 ypr
1987	Scott Secules	Passing Efficiency	132.3	2021	Brennan Armstrong	Total Offense	4,700 yards
1987	Keith McMeans	Interceptions	0.90 ipg.	2021	Brennan Armstrong	Passing Yards	4,449 yards
1988	Keith McMeans	Interceptions	0.45 ipg.	2021	Brennan Armstrong	Passing Avg/Game	404.5 ypg
1990	Shawn Moore	Total Offense	256.8 ypg.	2021	Brennan Armstrong	Points Responsible For	22.5 ppg.
1990	Terry Kirby	Rushing Yards	92.7 ypg.	2021	Nick Jackson	Tackles/Tackles per game	117/9.8 tpg.
1990	Shawn Moore	Passing Efficiency	160.7	2021	Dontayvion Wicks	Yards per reception	21.1 ypr.
1990	Jake McInerney	Scoring	8.5 ppg.	2022	Fentrell Cypress	Passes Defended	1.6/g
1990	Herman Moore	Receiving Yards	108.2 ypg.	2022	Daniel Sparks	Punting Average	45.9 ypp.
1990	Jake McInerney	Kick Scoring	94 points	2023	Nick Jackson	Tackles	10.4 tpg.

*Based on completions per game



FIRST-TEAM ALL-AMERICANS

All-America Team Key

AAFF - All-American Football Foundation
 AFCA - American Football Coaches Association (previously Kodak)
 AP - Associated Press
 CBS - CBS Sportsline or CBSSports.com
 CFD - College Football Digest
 CFN - CollegeFootballNews.com
 COL - Colliers Magazine
 CNNSI - CNNSI.com
 CPFN - College & Pro Football Newsweekly
 CSTV - College Sports TV
 FD - Football Digest
 FN - The Football News
 FWAA - Football Writers Association of America
 INS - International News Service
 PS - Phil Steele
 K - Kodak
 NEA - Newspaper Enterprise Association
 RIV - Rivals.com
 SHNS - Scripps Howard News Service
 SI - Sports Illustrated
 SN - The Sporting News
 UPI - United Press International
 WCF - Walter Camp Football Foundation
 YHO - Yahoo! Sports
 USA - USA Today

Jim Bakhtiar

1957 - FW

Jim Bakhtiar was an outstanding fullback, linebacker and kicker from 1955-57. Bakhtiar was selected to the Football Writers first-team All-America squad at fullback in 1957 after leading the ACC in rushing with 822 yards. He rushed for 2,434 yards and 13 touchdowns for his career and was the most dominant ballcarrier in the Atlantic Coast Conference's first decade. Upon completion of his career he was first in league history in rushing yards, rushing attempts and most 100-yard games.



Quin Blanding

2017 - CFN

Quin Blanding finished his career as the program's all-time leader in career tackles with 495 and assisted tackles with 235. Upon graduation, his career total of 495 tackles ranked No. 1 all-time among ACC defensive backs and is in a two-way tie for No. 6 all-time in ACC history. He started all 49 games in which he played, the most by a safety in school history. He finished No. 2 in the ACC in tackles in each of his four seasons, a feat that had never been accomplished before in league history. A three-time All-American, he helped return UVA to postseason play as a senior in the Military Bowl.



Will Brice

1995 - FW

Will Brice was named a first-team All-America punter in 1995. He also was a second-team All-America selection by *The Sporting News* and first-team All-ACC selection. Brice's All-America season was instrumental in leading the 1995 Cavaliers to a 9-4 record, a share of the ACC championship and a 34-27 victory over Georgia in the Peach Bowl. He had 17 punts of 50 yards or longer and he buried 26 punts inside the 20.



Ahmad Brooks

2004 - SN, CSTV

As a sophomore in 2004, Ahmad Brooks was one of three finalists for the Butkus Award. He led the team in tackling for the second year in a row (7.5/g) and earned first-team All-American honors from *The Sporting News* and CSTV. Brooks finished his career with 13 sacks, fourth most by a UVA linebacker, and 234 tackles. He was selected by the Cincinnati Bengals in the third round of the 2006 NFL Supplemental Draft.



Elton Brown

2004 - AFCA, WCF


Elton Brown became just the third consensus All-American lineman in school history (joining T Jim Dombrowski in 1985 and G Mark Dixon in 1993) as a senior in 2004. That season, he won the Jacobs Blocking Trophy as the ACC's top blocker in voting by the league's head coaches for the second consecutive season. Brown started 39 games in his career and did not allow a sack during his senior season.



Mark Dixon

2004 - AP, UPI, FN, WCF, FWAA, CPFN, SN

Mark Dixon earned consensus All-America honors at guard in 1993 as Virginia finished with a 7-5 record and played in the 1994 Carquest Bowl. He was also named a first-team All-Atlantic Coast Conference selection in 1993 and received the Jacobs Blocking Trophy as the ACC's best blocker. Dixon was named the ACC Offensive Lineman of the Week as a senior following his performance in Virginia's win over Georgia Tech.



Jim Dombrowski

1985 - AP, CPFN, FN, FWAA, K, SN, UPI

In 1985 Jim Dombrowski became UVA's first-ever unanimous All-American. In addition, the tackle became only the fifth Cavalier gridded to have his number (73) retired. The two-time winner of the Jacobs Blocking Trophy (recognizing the ACC's best blocker) helped lead UVA to three straight winning seasons and a 27-24 victory over Purdue in the 1984 Peach Bowl.



Bill Dudley

1941 - AP, UPI, INS, COL

As a 19-year-old senior in 1941, "Bullet" Bill Dudley led Virginia to a sparkling 8-1 record and had a hand in 206 of the 279 points that the Cavaliers scored. He led the nation that year in points scored (134) and finished second nationally in total offense (1,824 yards). A member of the National Football Foundation's College Football Hall of Fame and the Pro Football Hall of Fame, Dudley became the first Cavalier to have his number (35) retired. He finished fifth in the 1941 Heisman balloting.



Percy Ellsworth

1995 – FN, AAFF

Percy Ellsworth became the first UVA defensive back to receive first-team All-America honors, earning that distinction in 1995. He tied for the team lead in interceptions (six) and pass break-ups (12) in 1995 while leading UVA's defensive backs with 68 total tackles. Ellsworth finished his Cavalier career with 10 interceptions, tying for 12th-most in UVA history. He helped the team to back-to-back nine-win seasons as a junior and senior, a share of the 1995 ACC championship and two bowl victories.



D'Brickshaw Ferguson

2005 – AP

D'Brickshaw Ferguson finished his Virginia career as the most decorated offensive lineman in school history. He was named a first-team All-American as a senior in 2005 and was an all-ACC pick as both a junior and senior. He started all 49 games in which he played, the most by an offensive lineman in school history. His 49 career starts are the second-most starts by an offensive lineman in ACC history and a figure topped by only 13 O-linemen in FBS history at the time his career ended.



Anthony Harris

2013 – SI


Anthony Harris received first-team All-America honors following one of the best seasons ever by a UVA defensive back. He led the nation with eight interceptions in 2013, tying for the second-best season in UVA history. The first-team All-ACC honoree set a UVA record in 2013 with at least one interception in five consecutive games (six total during the span). He finished his career tied for No. 10 all-time at UVA with 11 interceptions.



Micah Kiser

2017 – SN


Micah Kiser earned first-team All-America honors in 2017 after becoming the second player in ACC history to lead the league in tackles in three consecutive seasons. With a 3.42 GPA, he won the prestigious 2017 Campbell Trophy, which has been dubbed the "Academic Heisman," after posting the second-best tackle season in UVA history with 145 stops as a senior. Finished his career with 411 career tackles, which ranks No. 5 all-time at UVA. He recorded 21 career double-digit tackle games over his 37 career starts. A two-time All-American, he helped return UVA to postseason play as a senior in the Military Bowl.



Thomas Jones

1999 – AP, FN, FWAA, WCFF, SN, CPFN, CBS, FD, CFD


Thomas Jones was a consensus first-team All-American in 1999. He became the ACC's first consensus All-America running back since 1978 and just the third in league history. He was UVA's first consensus All-America offensive back since Bill Dudley in 1941 and the eighth consensus All-American in school history. Jones finished eighth in balloting for the Heisman Trophy. He established ACC and UVA records with 1,798 yards rushing and 2,054 all-purpose yards as a senior. Jones ranked third in the nation in rushing (163.5 ypg) and all-purpose yards (186.7 ypg), while his four 200-yard rushing games led the nation.



Patrick Kerney

1998 – FN, FWAA


A first-team All-ACC selection, Kerney finished second in balloting for the 1998 ACC Defensive Player of the Year by one vote to fellow Cavalier All-American Anthony Poindexter. Kerney was one of five finalists for the Bronko Nagurski Award. He became the first Cavalier defensive end to earn first-team All-America honors since Chris Slade in 1992. Kerney led the ACC and ranked second in the nation in quarterback sacks in 1998 with 15. He finished second in the conference and 10th nationally with 21 tackles for loss.



Noel LaMontagne

1999 – SN

Noel LaMontagne was recognized as a first-team All-American in 1999 and earned first-team All-ACC honors for the second consecutive year that season. He and center John St. Clair became the first two UVA offensive linemen to win first-team All-America distinction in the same season. A 1999 tri-captain, LaMontagne also won the Jim Tatum Award, given annually to the top student-athlete among the ACC's senior football players. He helped open holes all season long for consensus All-America tailback Thomas Jones, who rushed for an ACC-record 1,798 yards.



Chris Long

2007 – AP, AFCA, SN, WCFF, FWAA, CBS, RIV, AAFF

In 2007 defensive end Chris Long became just the third unanimous All-American in Virginia history and the 11th player to receive consensus All-America status. He was named the ACC's Defensive Player of the Year and won the Ted Hendricks Award as the nation's outstanding defensive end. He was also a finalist for the Nagorski Trophy, Lombardi Award and the Lott Trophy. He finished third in the nation with 14 sacks and finished 10th in the voting for the Heisman Trophy.





Eugene "Buck" Mayer

1915 - INS

Eugene "Buck" Mayer became the first player from a Southern school to earn first-team All-America honors, gaining that distinction in 1915. In one of his best individual performances, he scored five touchdowns in a 74-0 win over Richmond in 1915. The Cavaliers went on to post an 8-1 record that year, losing only to Harvard. Mayer captained UVA's 1914 squad and helped lead Virginia to a four-year record of 39-6 record from 1912-15. During his career, he scored 46 touchdowns and 293 points, records that stood for more than 80 years.



John Papit

1949 - NEA

John Papit earned All-America honors in 1949. He was a rare fullback who had the speed and shiftiness to go all the way anytime he carried the ball. As a member of the 1947-50 teams, he was always the leading rusher. His best game was a 224-yard effort against Washington & Lee in 1948, which still stands as UVA's single-game rushing record. In 1949, he rushed for 1,214 yards which was Virginia's single-season rushing record until broken by Barry Word (1,224) in 1985. He is Virginia's fourth all-time leading rusher with 537 carries for 3,238 yards.



Heath Miller

2004 - AFCA, AP, WCFF, FWAA, SN

Heath Miller rewrote the UVA and ACC record books during a stellar three-year career with 144 passes for 1,703 yards and 20 touchdowns, all records for a tight end. He capped his UVA career in 2004 by winning the Mackey Award as the nation's top tight end, becoming Virginia's first major award winner since 1941. He became the second unanimous All-American in school history (Jim Dombrowski, 1985). The first unanimous All-American tight end in ACC history, he became the first UVA tight end to earn first-team All-ACC recognition twice.



Anthony Poindexter

1997 - SN

1998 - FWAA, AP, SN, CPFN

Anthony Poindexter earned first-team All-America honors as a defensive back in 1997 and 1998, just the second two-time first-team All-American in UVA history. The 1998 ACC Defensive Player of the Year, Poindexter became only the third player in school history to earn first-team All-Conference honors three times. The two-time team captain led UVA in a number of statistical categories, including tackles (73, 10.4 per game), interceptions (3), fumbles recovered (2) and fumbles caused (2). His three quarterback sacks in 1998 marked the most ever by a Cavalier defensive back. He finished his career ranked seventh in school history with 342 tackles.



Herman Moore

1990 - AP, UPI, SN, FN, FWAA

Herman Moore, half of UVA's highly-touted "Moore to Moore" pass-catch combination, was named a first-team All-American in 1990. Moore also was a unanimous first-team All-ACC selection in 1990 and finished sixth that season in the Heisman Trophy balloting. While at Virginia, he became the all-time ACC leader for most receiving yards in a season with 1,190 in 1990. He finished his career as the NCAA record-holder for most consecutive games in a season with a touchdown reception (nine in 1990) and most yards per catch in a career (22.0 average). Moore established UVA career records for most touchdown receptions (27) and most receiving yards (2,504).



Joe Reed

2019 - WCFF, FWAA, CBS, PS

Joe Reed earned first-team All-America honors in 2019 after leading the nation with an average of 33.2 yards per kick return while winning the Jet Award as the nation's top returner. He smashed the UVA career return yardage record with 3,042 yards, making him only the 10th player in FBS history to accumulate 3,000+ career kick return yards. Reed graduates from Virginia with a career kick return average of 28.7 yards per return, making him the first player in FBS history with at least 2,700+ career return yards and a career kick return average of 28+ yards per return. Reed also graduated tied for No. 9 all-time at UVA with 129 career receptions.



Shawn Moore

1990 - AFCA, FWAA


Shawn Moore quarterbacked UVA to two New Year's Day Bowl appearances and a share of the school's first-ever ACC championship. Virginia's all-time passing and total offense leader set over 30 combined NCAA, conference and school records. Moore became the first ACC quarterback to lead the nation in passing efficiency (160.7) in 1990 while completing 144 of 241 passes for 2,262 yards and 21 touchdowns. Moore finished fourth in balloting for the 1990 Heisman Trophy, capturing more votes than any other player in ACC history at that time and was the ACC Player of the Year.



Ray Roberts

1991 - SHNS, K

Ray Roberts started on three bowl teams and an ACC championship team at UVA. He culminated his outstanding Cavalier career as a senior in 1991, gaining first-team All-America status. Roberts was a first-team all-ACC selection and received the Jacobs Blocking Trophy as the ACC's best blocker in each of his last two seasons. In 1990, the team captain blocked for an offense that scored a then ACC-record 442 points.



Joe Palumbo

1951 - AP, NEA

Joe Palumbo is considered the best defensive guard in Cavalier football history. During his three varsity seasons (1949-51), Virginia posted a 23-5 mark and recorded seven shutouts. Palumbo captained head coach Art Guepe's 1951 squad and was a first-team All-America selection that season. In 1951, He is one of six Cavaliers to have his number (48) retired. Palumbo was inducted into the National Football Foundation and College Football Hall of Fame in August of 1999.



Ray Savage

1989 -K

Ray Savage earned All-America honors at defensive end/outside linebacker in 1989 as a member of one of the most successful teams in Cavalier football history. Led by Savage's brilliant defensive play, the 1989 Cavaliers rolled up a school-record 10 victories, earned a share of Virginia's first-ever ACC championship and met Illinois in the 1990 Florida Citrus Bowl. Savage finished the 1989 season with 91 tackles, including 49 solo stops and one quarterback sack. He finished his outstanding career ranked fourth among UVA's all-time leading tacklers with 302 total stops.



Tom Scott

1952 - AP, NEA

Tom Scott was UVA's first two-sport All-American (in football and lacrosse). He was a stand-out two-way end on the Cavalier football team, leading UVA to a superb three-year record of 24-5 from 1950-52. Virginia finished the 1951 season with an 8-1 record and ranked 13th nationally in The Associated Press' final Top-20 poll. As a senior in 1952, Scott helped lead Virginia to an 8-2 record and was selected an All-American. He also was a member of Virginia's National Champion lacrosse team in 1952 and was an All-America defenseman in 1953.



Chris Slade

1992 - AP, UPI, FN, SN, FWAA, WCFF

1991 - CPFN

Chris Slade was the first UVA player to earn first-team All-America honors for two seasons (1991 and 1992). He set Virginia and ACC career records for quarterback sacks with 40, including 31 unassisted. A team captain in 1992, Slade was named Defensive Player of the Year in 1992 by *Football News* and was a first-team All-America selection in both 1991 and 1992. Slade was named Defensive MVP of the 1990 Florida Citrus Bowl after posting a game-high 11 tackles. Slade finished fifth on UVA's list for career tackles with 299.



John St. Clair

1999 - CNNSI, CFN

John St. Clair became the first center in school history to win first-team All-America distinction in 1999. He and OG/T Noel LaMontagne are the first two UVA offensive linemen to win first-team All-America honors in the same season. St. Clair also received the 1999 Jacobs Blocking Trophy as the best blocker in the ACC. His play was instrumental in clearing the way for consensus All-America tailback Thomas Jones, who rushed for an ACC-record 1,798 yards. St. Clair also started at center in 1998, helping UVA lead the ACC in rushing offense (213.1 yards per game).





All-Time Virginia All-Americans

- 1915 Allen Thurman, G Charles Parker-3
- 1915 Eugene Mayer, B MNK-1, PD-1, Newark Star-1
St. Louis Times-1
- 1916 Allen Thurman, G Charles Parker-3
- 1940 Bill Dudley, B AP-3
- 1941 Bill Dudley, B AP-1, ALP-1, FBD-1, WIL-1, UPI-1, GR-1
NYS-1, BC-1, NW-1, INS-2, NEA-2, CP-2, BST-3
- 1944 Henry Walker, E AP-2, BST-2, FBD-3
- 1945 Henry Walker, E AP-3, FBD-3
- 1949 John Papit, RB NEA-1
- 1951 Joe Palumbo, MG AP-1, NEA-1
- 1952 Tom Scott, E AP-1, NEA-1
- 1957 Jim Bakhtiar, RB FW-1, NYN-1
- 1978 Russ Henderson, P FN-3
- 1984 Lester Lyles, S AP-3
- 1984 Jim Dombrowski, T TSN-2
- 1985 Jim Dombrowski, T AP-1, UPI-1, FN-1, FW-1, CPFW-1
TSN-1, WCFE-1, AFC-1
- 1989 Roy Brown, G AP-2
- 1989 Ray Savage, LB KDK-1, CPFW-2
- 1990 Herman Moore, WR AP-1, UPI-1, SN-1, FN-1, FW-1
- 1990 Shawn Moore, QB AFCA-1, FW-1, AP-2, UPI-2, TSN-2
- 1991 Ray Roberts, T SH-1, AFCA-1, AP-2, CPFW-2, FN-2, UPI-2
- 1991 Chris Slade, LB CPFW-1, FN-2, AP-3
- 1992 Chris Slade, DE AP-1, UPI-1, FN-1, TSN-1, FW-1, WCFE-1,
CPFW-2
- 1993 Mark Dixon, G AP-1, UPI-1, FN-1, WCFE-1, FW-1, CPFW-1,
TSN-1
- 1994 Ronde Barber, CB AP-3
- 1995 Percy Ellsworth, S FN-1, AP-1
- 1995 Will Brice, P FW-1, TSN-2
- 1995 Ronde Barber, CB CSM-3
- 1995 Tiki Barber, RB CSM-3
- 1995 Rafael Garcia, PK CSM-3
- 1996 Rafael Garcia, PK AP-2, TSN-2
- 1996 Ronde Barber, CB FN-2, TSN-3
- 1996 Anthony Poindexter, S TSN-2
- 1996 Tiki Barber, RB FN-3
- 1996 Jamie Sharper, LB FN-3
- 1997 Anthony Poindexter, S TSN-1, AP-3
- 1998 Anthony Poindexter, S AP-1, TSN-1, FW-1, FBD-1, FN-2
- 1998 Patrick Kerney, DE FW-1, FN-1, FBD-1, AP-2, TSN-2
- 1998 Wali Rainer, LB FN-2
- 1999 Thomas Jones, RB FW-1, CBS-1, FBD-1, FN-1, WCFE-1
TSN-1
- 1999 John St. Clair, C CFBD-1, CNN-1, FN-2
- 1999 Noel LaMontagne, G TSN-1
- 2001 Billy McMullen, WR FN-3
- 2003 Heath Miller, TE CFBN-3
- 2003 Connor Hughes, PK CNN-3
- 2004 Elton Brown, G AP-1, WC-1, TSN-1, FC-1, ESPN-1, CNNSI-1
- 2004 Heath Miller, TE AP-1, FW-1, WCFE-1, TSN-1, FC-1
CFN-1, CNNSI-1, CBS-1, ESPN-1
- 2004 Ahmad Brooks, LB TSN-1, AP-2

- 2005 D'Brickashaw Ferguson, T AP-1, FW-1, TSN-1, AFCA-1
WCFE-1, CBS-1, CFN-1, ESPN-1, CNN-1
- 2007 Chris Long, DE AP-1, FW-1, TSN-1, AFCA-1, WCFE-1
CBS-1, CFN-1, RIV-1, ESPN-1
- 2007 Branden Albert, G AP-3
- 2008 Eugene Monroe, T AP-2, WCFE-2, RIV-2, TSN-2, CFN-3
- 2011 Chase Minnifield, CB CBS-2, YHO-3
- 2011 Austin Pasztor, T AP-2
- 2013 Anthony Harris, SS SI-1, WCFE-2
- 2015 Quin Blanding, FS USA-2
- 2016 Quin Blanding, FS SN-2, SI-2
- 2016 Micah Kiser, ILB FWAA-2
- 2017 Quin Blanding, FS CFN-1, WCFE-2, FWAA-2, SN-2
USA-2, AP-2
- 2017 Micah Kiser, ILB SN-1, WCFE-2, FWAA-2, SN-2, CBS-2
USA-2, AP-3
- 2018 Bryce Hall, CB WCFE-2, FWAA-2, CFN-HM
- 2018 Juan Thornhill, SS CFN-HM
- 2019 Joe Reed, KR WCFE-1, FWAA-1, CBS-1, PS-1, SI-2, USA-2
- 2021 Olusegun Oluwatimi FWAA-2, PS-2

ACADEMIC HONORS

National Football Foundation Scholar-Athletes

In 1959, The National Football Foundation unveiled its National Scholar-Athlete program. The Foundation's National Scholar-Athlete Awards program consists of graduate fellowships that are awarded on an annual basis to a select group of college football players in their senior year of eligibility who have demonstrated outstanding academic success, exemplary community leadership and superior football performance. Every fall, The National Football Foundation's Awards Committee selects approximately 15 scholar-athletes from across the country for these prestigious fellowships that can be used for postgraduate studies.

- 1962 – Gary Cuozzo
- 1993 – Tom Burns
- 1996 – Tiki Barber
- 1997 – Stephen Phelan
- 2017 – Micah Kiser
- 2019 – Jordan Mack

The William V. Campbell Trophy

Named in the honor of William V. Campbell, a business executive and former player, captain and head coach at Columbia University, the trophy has become the most prestigious and desirable “academic” award in college football. The trophy, often referred to as the “Academic Heisman,” recognizes an individual as the absolute best in the country for his academic success, football performance and exemplary community leadership. UVA is one of five schools with multiple Campbell Trophy winners, joining Florida (3), Ohio State (2), Tennessee (2) and Texas (2).

- 1993 – Tom Burns
- 2017 – Micah Kiser

AFCA Academic Achievement Award

The Academic Achievement Award has been presented annually since 1981. The award recognizes a Football Bowl Subdivision school with the highest graduation rate among members of its football team. Virginia has earned the award three times (1985, 1986 and 2017). Schools with a 75 percent graduation rate are accorded an honorable mention listing. Virginia has earned that distinction 27 times.

Rhodes Scholar Athletes

Between 1913 and 1932 eight Virginia football players received the prestigious Rhodes Scholarship.

- 1913 – John Ray
- 1914 – Robert Gooch
- 1916 – George Anderson
- 1917 – Arthur Kinsolving
- 1922 – Eldridge Campbell
- 1925 – Coleman Walker
- 1926 – Walter Brown
- 1932 – Fenton Gentry



A three-year starter at linebacker, Micah Kiser majored in foreign affairs and earned first-team All-America honors in 2017, second-team All-America honors in 2016 and was a second-team Academic All-American in 2016. He was the Campbell Trophy recipient—the “Academic Heisman”—in 2017. Kiser is just the second player in ACC history to lead the league in tackles three years in a row, joining Boston College’s Luke Kuechly (2009-11).




As the 2017 Campbell Trophy winner, linebacker Micah Kiser was interviewed by ESPN's Tom Rinaldi at the 2017 ESPN Home Dept College Football Awards show in Atlanta, Ga., inside the College Football Hall of Fame.

CoSIDA Academic All-Americans


Academic All-American are selected by the College Sports Information Directors Association (CoSIDA). To be considered, a student-athlete must have a cumulative grade point average of 3.2, be at least a sophomore academically and be a starter or significant reserve.

Year – Player	Team
1966 – Don Parker, DT	2nd team
1972 – Tom Kennedy, OG	1st Team
1975 – Bob Meade, DT	1st Team
1979 – Pat Chester, DB	2nd Team
1982 – Ed Reynolds, DL	2nd Team
1992 – Tom Burns, LB	1st Team
1993 – Tom Burns, LB	1st Team
1995 – Tiki Barber, RB	1st Team
1996 – Tiki Barber, RB	1st Team
1997 – Stephen Phelan, DB	1st Team
2016 – Micah Kiser, ILB	2nd Team
2017 – Kurt Benkert, QB	2nd Team

FIRST-TEAM ACADEMIC ALL-AMERICANS



Tiki Barber



Tom Burns



Tom Kennedy



Bob Meade



Stephen Phelan

ALL-ACC ACADEMIC

Virginia has produced 246 Academic All-ACC selections and 12 Academic All-Americans since 1954. Those Cavaliers who have earned both first-team All-ACC honors and made the All-ACC Academic team in the same season are listed in bold.

1954
Jim St. Clair, G

1955
Jim Bakhtiar, FB
John Corson, G

1956
John Corson, G
Henry Jordan, T

1957
Frank Call, G

1959
Bill Kanto, T

1960
Joe Kehoe, E

1961
Bill Kanto, T

1962
Gary Cuzzo, QB

1963
Bob Kowalkowski, T
Turnley Todd, C

1964
Tom Hodges, QB
Jim Winget, G

1965
Tom Hodges, QB
Don Parker, E

1966
Fred Jones, C
Don Parker, E
Kenny Poates, WR

1967
Al Sinesky, E

1968
Al Sinesky, E
Tommy Thomas, G

1969
Gary Helman, FB
Ed Kihm, E
Gary Saft, T
Andy Selfridge, T
Al Sinesky, E

1970
Robbie Gustafson, S
Ed Kihm, E
Abby Sallenger, T
Jim Shannon, G
Mike Sutt, HB

1971
Bob Burkley, T
Bill Davis, E
Gary Helman, FB
Tom Kennedy, G
Billy League, S
Billy Maxwell, K
Andy Selfridge, DT

1972
George Allen, QB
Chuck Belic, SB
Tom Kennedy, G
Steve Shawley, G
Dave Sullivan, WR

1974
Dick Ambrose, LB
Eric Dahlgren, DB
Jim Grobe, LB
Doug Jones, DB
Rich Switalski, C

1975
Don Flow, RB
Ken Fulp, C
Tom Glassic, G
Dennis Kuczynski, G
Bob Meade, DT
Rich Switalski, C

1976
Billy Copeland, RB
Ken Fulp, T
Dennis Kuczynski, G
Sam Pfabe, LB
David Sloan, RB

1977
Hans Bauman, T
John Choma, T
Ken Fulp, C
Eddie Smith, G
Jim Theiling, SE
Al Windle, DE

1978
Caesar Alvarez, DT
Tim Moon, TE
Ken Newsome, LB
Steve Potter, DE
Joe Roseborough, DB
Drew Schuett, DB
Jim Theiling, SP

1979
Pat Chester, DB
Tim Moon, TE
Ken Newsome, LB
Kurt Pierce, G

1980
Pat Chester, DB
Todd Kirtley, QB
Mark LaNeve, LB
Sean McCall, DB
Brian Musselman, C

1981
Frank Bizousky, T/C
Jerry Glover, C
Todd Kirtley, QB
Bert Krupp, LB*
Mark Sanford, FB

1982
Pat Chester, DB*
Mike Eck, QB
Chris McMahon, DE
Nick Merrick, SE
Ed Reynolds, DE
Quentin Walker, WB
Ed Zelle, G

1983
David Bond, NG
Bryan Hitchcock, T
Chris McMahon, C
Quentin Walker, F

1984
David Bond, NG
Jim Dombrowski, T
Chris McMahon, DE
Nick Merrick, SE
Steve Morse, FB
Paul Szymanski, G
Scott Urch, NG

1985
Jim Dombrowski, T
Vincent Toye, FB

1986
David Cardenas, CB*
Scott Urch, T

1987
Roy Brown, G
David Cardenas, DB
Joel Dempsey, TE/P
Chris Kite, DB

1988
Jeff Allen, TE
Kevin Cook, DB
Tim Finkelston, WR
Mark Inderlied, PK

1989
Roy Brown, G
Ron Carey, NG
Kevin Cook, DB
Tim Finkelston, WR
Ed Garno, P

1990
Derek Dooley, WR
Ed Garno, P
Joe Hall, DT
Buddy Omohundro, DB
Ray Roberts, T

1991
Matt Blundin, QB
Ed Garno, P
Tyrone Lewis, DB
Buddy Omohundro, DB
Tim Samec, C
Gary Steele, FB

1992
Tom Burns, LB
Charles Keiningham, G
Terry Kirby, TB

1993
Tom Burns, LB*
Mike Frederick, DE
Kyle Kirkeide, PK
Jim Reid, T
Charles Way, FB

1994
Mike Frederick, DE
Chris Harrison, T
Patrick Jeffers, WR
Charles Way, FB

1995
Jason Augustino, T
Tiki Barber, TB
Jon Harris, DE
Chris Harrison, T
Patrick Jeffers, WR
Jamie Sharper, LB

1996
Tiki Barber, TB
Ronde Barber, DB

Jon Harris, DE
Tom Locklin, C
Bryan Owen, WR
Stephen Phelan, DB
Jamie Sharper, LB
Tim Sherman, QB
Todd White, DT

1997
Stephen Phelan, DB*
Anthony Poindexter, DB
Frank Rotella, P

1998
Casey Crawford, TE
Patrick Kerney, DE
Noel LaMontagne, G
Dwayne Stukes, DB

1999
Dan Ellis, QB
Noel LaMontagne, G/T*
Dwayne Stukes, DB

2000
Evan Routzahn, G
Ljubomir Stamenich, DE

2001
Rashad Roberson, CB
Evan Routzahn, G
Ljubomir Stamenich, DE

2002
Sherard Newby, S
Matt Schaub, QB

2003
Chris Canty, DE
Ryan Childress, LS
Marcus Hamilton, CB
Connor Hughes, PK
Ryan Sawyer, WR
Matt Schaub, QB

2004
Marcus Hamilton, CB
Jermaine Hardy, S
Connor Hughes, PK
Heath Miller, TE
Brennan Schmidt, DE
Zac Yarbrough, C

2005
Mark Miller, LB
Kurt Smith, PK
Marcus Hamilton, CB
Tom Santi, TE

2006
Tom Santi, TE

2007
Staton Jobe, WR
Tom Santi, TE*

2008
Andrew Devlin, TE

2009
Patrick Slebonick, OL

2010
Robert Randolph, PK

2011
Robert Randolph, PK

2012
Sean Cascarano, OG
Henry Coley, LB
Jake Snyder, DE

2013
Henry Coley, LB
Jake Snyder, DE
Alec Vozenilek, P/PK
Rijo Walker, SS

2014
Wilfred Wahee, FS
Connor Wingo-Reeves, FB

2015
Nicholas Conte, P
Ian Frye, PK
Matt Johns, QB
Micah Kiser, LB
Wilfred Wahee, FS
Jay Whitmire, OT

2016
Nicholas Conte, P
Micah Kiser, LB
Jack McDonald, OG

2017
Evan Butts, TE
Lester Coleman, P
Jack English, OT
Micah Kiser, LB
Jordan Mack, LB
Dillon Reinkensmeyer, C

2018
Marcus Applefield, OT
Evan Butts, TE
Lester Coleman, P
Jordan Mack, LB
Joe Reed, WR
Dillon Reinkensmeyer, C

2019
Joey Blount, S
Tanner Cowley, TE
Nash Griffin, P
Eli Hanback, DE
Bobby Haskins, OT
Terrell Jana, WR
Jordan Mack, ILB*
Bryce Perkins, QB
Joe Reed, WR/KR
Dillon Reinkensmeyer, OT

2020
D'Angelo Amos, DB
Joey Blount, S
Brian Delaney, K
Nash Griffin, P
Nick Jackson, LB
Terrell Jana, WR

2021
Mandy Alonso, DT
Joey Blount, S
Brendan Farrell, K
Coen King, DB
Keytaon Thompson, FBP
Jelani Woods, TE

2022
Paul Akere, DE
Ryan Attaway, LB
Will Bettridge, K
McKale Boley, OT
Sam Brady, S
Cody Brown, RB
Kam Butler, DE
Antonio Clary, S
Ethan Davies, WR
Derek Devine, OL
Michael Diatta, DT
Brendan Farrell, K
John-Paul Flores, OG
Micah Gaffney, CB
Elijah Gaines, CB
Mike Hollins, RB
James Jackson, LB
Noah Josey, OG
Coen King, DB
Aidan Livingston, LS
Jared Rayman, QB
Daniel Sparks, P
JR Wilson, WR
Sackett Wood Jr., TE

* - Scholar Athlete of the Year



UVA HALL OF FAME INDUCTEES

College Football Hall-of-Famers

Bill Dudley, halfback, inducted in 1956
 Earle "Greasy" Neale, head coach, inducted in 1967
 Tom Scott, defensive end, inducted in 1979
 Frank Murray, head coach, inducted in 1983
 Joe Palumbo, middle guard, inducted in 1999
 George Welsh, head coach, inducted in 2004
 Jim Dombrowski, offensive tackle, inducted in 2008
 Anthony Poindexter, safety, induction is Dec. 2020



Bill Dudley



Earle "Greasy" Neale



Tom Scott



Joe Palumbo



Frank Murray




George Welsh



Jim Dombrowski



Anthony Poindexter



Anthony Poindexter was inducted into the College Football Hall of Fame in December 2020.

Virginia's Capital One Academic All-America Hall-of-Famers

Tiki Barber, tailback, inducted June 9, 2014

Virginia's NFL Hall-of-Famers

Bill Dudley, halfback, inducted Dec. 6, 1966
 Earle "Greasy" Neale, head coach, inducted Sept. 13, 1969
 Henry Jordan, defensive tackle, inducted July 29, 1995

Ralph Wilson, Owner, August 8, 2009
 Ronde Barber, CB/S, inducted August 5, 2023

HENRY JORDAN



Henry Jordan was a three-sport athlete at Virginia (football, wrestling and track & field). Selected by the Cleveland Browns in the fifth round of the 1957 NFL Draft, Jordan was traded to the Green Bay Packers in 1959. He spent the next 11 years with the Packers, playing at right defensive tackle on some of the greatest teams in pro football history. Jordan's arrival in Green Bay coincided with that of legendary coach Vince Lombardi, who led the Packers to five NFL titles. Jordan was named All-NFL in five consecutive seasons (1960-1964) and in 1967. A four-time Pro-Bowl selection, he was named Most Valuable Lineman in the 1962 Pro Bowl. Jordan died of a heart attack in 1977 at age 42. He was posthumously inducted into the NFL Hall of Fame on July 29, 1995, in Canton, Ohio.

RONDE BARBER



Ronde played at Virginia from 1994 to 1996. His 15 career interceptions, including eight in 1994 when he was named the ACC Rookie of the Year after leading the league in that statistic. He was a first-team All-ACC selection each of his three seasons as a Cavalier and received second- or third-team All-America honors each of his years with UVA. The only player with more than 40 interceptions and 25 sacks in his NFL career, Barber is a Tampa Bay Buccaneers' legend. He is the franchise's all-time leader in interceptions (47) and defensive touchdowns (12) after spending the entirety of his 16-year career in Tampa Bay.

CAVALIERS IN POSTSEASON ALL-STAR GAMES

All-American Classic

(Washington, D.C.)

- 1993 Bobby Goodman, QB
- Tim Samec, C

American Bowl

(Tampa, Fla.)

- 1972 Andy Selfridge, LB

Blue-Gray All-Star Football Classic

(Montgomery, Ala.)

- 1945 Charlie Ellis, QB
- 1947 Robert Weir, E
- George Grimes, RB/DB
- 1948 Stuart Barbour, T
- Joe McCary, RB/DB
- 1950 Gene Schroeder, E
- 1951 Bob Miller, T
- Joe Palumbo, DL
- 1952 Charlie Harding, RB/DB
- Bill Chisolm, E
- 1958 Sonny Randle, WR
- 1962 Gary Cuzzo, QB
- 1963 Turnley Todd, OL
- 1972 Dave Sullivan, WR
- 1973 Harrison Davis, WR
- Paul Ryczek, C
- 1975 Scott Gardner, QB
- 1978 Russ Henderson, P
- 1979 Ted Marchibroda, WR
- Mike Newhall, TE
- Steve Potter, LB

- 1980 Bryan Shumock, DB
- Quentin Murray, DE
- 1981 Stuart Anderson, DE
- 1985 Jim Huddleston, G
- 1986 Don Majkowski, QB
- Antonio Rice, RB
- 1988 Jeff Lageman, LB
- 1997 Doug Karczewski, T
- Stephen Phelan, DB
- Julius Williams, G/T
- 2001 Tyree Foreman, RB
- Chris Luzar, TE
- Monsanto Pope, DT
- Evan Routzahn, G

College Gridiron Showcase

(Fort Worth, Texas)

- 2019 Marcus Applefield, OT
- 2021 D'Angelo Amos, S
- Shane Simpson, TB

East-West Shrine Football Classic

(San Francisco, Calif. - Orlando, Fla. - St. Petersburg, Fla. - Last Vegas, Nev.)

- 1942 Bill Dudley, B
- 1950 John Papit, B
- 1952 Tom Scott, E
- 1965 Tom Hodges, QB
- 1966 Bob Davis, QB
- Don Parker, E
- 1970 Dan Ryczek, C
- 1971 Randy Lestyk, DT

- 1980 Grant Hudson, DL
- 1981 Tom Vigorito, RB
- 1985 Bob Olderman, G
- 1989 John Ford, WR
- Jeff Lageman, LB
- 1992 Matt Blundin, QB
- 1993 Terry Kirby, TB
- 1994 Keith Lyle, DB
- Aaron Mundy, TE
- 1995 Charles Way, RB
- 1996 Mike Groh, QB
- Patrick Jeffers, WR
- 1999 Aaron Brooks, QB
- Wali Rainer, LB
- 2001 Byron Thweatt, LB
- 2002 Jeremese Jones, T
- Evan Routzahn, G
- 2010 Nate Collins, DT
- 2012 Matt Conrath, DT
- Rodney McLeod, SS
- 2013 Steve Greer, LB
- 2016 David Dean, DT
- 2019 Jordan Ellis, TB
- Tim Harris, CB
- Chris Peace, LB
- 2020 Joe Reed, WR
- 2021 Nick Grant, DB
- Jelani Woods, TE

Eastham Energy All-Star Game

(Tempe, Ariz.)

- 2011 Marc Verica, QB

Hula Bowl

(Honolulu, Hawaii)

- 1967 Don Parker, E
- 1979 Russ Henderson, P
- 1981 Brian Musselman, C/G
- 1986 Jim Dombrowski, T
- Harold Garren, C
- 1989 John Ford, WR
- 1990 Ray Savage, DE/OLB
- 1991 Shawn Moore, QB
- Trevor Ryals, C
- Bruce McGonnigal, TE
- 1992 Matt Blundin, QB
- Donald Reynolds, DT
- Ray Roberts, T
- Terry Kirby, TB
- 1993 Aaron Mundy, TE
- 1994 Patrick Jeffers, WR
- 1996 Doug Karczewski, T
- 2003 Merrill Robertson, LB
- 2006 Brian Barthelmes, T
- 2008 Ian-Yates Cunningham, G

Intajuce North South All Star Classic

(Houston, Texas)

- 2007 Christian Olsen, QB

Japan Bowl

(Tokyo, Japan)

- 1985 Lester Lyles, DB
- 1991 Shawn Moore, QB
- Tony Covington, DB
- Bruce McGonnigal, TE



Before playing in two Super Bowls and winning Super Bowl XLIX with the New England Patriots, Danny Aiken played in the 2011 Senior Bowl.



Morgan Moses played in the 2014 Senior Bowl before being selected in the third round of the 2014 NFL Draft by the Washington Redskins.

Las Vegas All-American Classic

(Las Vegas, Nev.)
2005 Marquis Weeks, S

Medal of Honor Bowl

(Charleston, S.C.)
2014 Luke Bowanko, C
2015 Kevin Parks, RB

National All-Stars Football Classic

(Orlando, Fla.)
1997 Mike Kelly, T

NFL Players Association Collegiate Bowl

(San Antonio, Texas - Carson, Calif.)
2010 Keith Payne, RB
2016 Canaan Severin, WR
2017 Taquan Mizzell, RB

North-South All-Star Shrine Game

(Miami, Fla.)
1966 Ed Carrington, E
George Stetter, DB

Raycom College Football All-Star Classic

(Montgomery, Ala.)
2013 Perry Jones, RB

Rotary Gridiron Classic (Orlando, Fla.)

1999 Antonio Dingle, DT
2000 Johnny Shivers, DT
Shannon Taylor, LB
2002 Josh Lawson, G
Antwoine Womack, RB
2003 Jerton Evans, S

Senior Bowl (Mobile, Ala.)

1963 Gary Cuzzo, QB
1964 Turnley Todd, C
1966 Bob Kowalkowski, G
1967 Ed Carrington, E
1973 Dave Sullivan, WR
1976 Scott Gardner, QB
Tom Glassic, OL
1985 Ron Mattes, DT
1986 Jim Dombrowski, T
Barry Word, RB
1989 David Griggs, LB
1991 Derek Dooley, WR
1992 Ray Roberts, T
1993 Chris Slade, DE
David Ware, T
1994 Mark Dixon, G
1995 Tyrone Davis, WR
Mike Frederick, DE
1997 Tiki Barber, RB
James Fariior, LB
Jamie Sharper, LB
Germane Crowell, WR
1998 Antonio Dingle, DT
1999 John St. Clair, C
2000 Angelo Crowell, LB
2003 Matt Schaub, QB
2004 D'Brickashaw Ferguson, T
2006 Cedric Peerman, RB
2009 John Phillips, TE
Clint Sintim, LB
2010 Chris Cook, CB
Rashawn Jackson, FB

2011 Danny Aiken, LS
Ras-I Dowling, CB
2012 Cam Johnson, DE
Chase Minnifield, CB
2013 Oday Aboushi, T
2014 Morgan Moses, T
Brent Urban, DT
2015 Anthony Harris, SS
2016 Maurice Canady, CB
2017 Eric Smith, T
2018 Kurt Benkert, QB
Quin Blanding, FS
Andrew Brown, DE
Micah Kiser, ILB
2019 Juan Thornhill, SS
2021 Tony Poljan, TE
Charles Snowden, OLB
2022 Anthony Johnson, CB
Dontayvion Wicks, WR

Texas vs. The Nation (El Paso, Texas)

2007 Keenan Carter, NT
Marcus Hamilton, CB
2008 Chris Gould, PK
2009 Antonio Appleby, LB
2010 Will Barker, OL

Tropical Bowl (Daytona Beach, Fla.)

2016 Demetrious Nicholson, CB
2017 Albert Reid, RB

U.S. Bowl (Washington, D.C.)

1962 Ron Gassert, T

VIRGINIA BOWL GAME HISTORY

UVA All-Time Bowl Results

Virginia's All-Time Bowl Record: 8-13

Date	Bowl	Result
Dec. 31, 1984	Peach	Virginia 27, Purdue 24
Dec. 22, 1987	All-American	Virginia 22, BYU 16
Jan. 1, 1990	Florida Citrus	Illinois 31, Virginia 21
Jan. 1, 1991	USF&G Sugar	Tennessee 23, Virginia 22
Dec. 29, 1991	Gator Bowl	Oklahoma 48, Virginia 14
Jan. 1, 1994	Carquest	Boston College 31, Virginia 13
Dec. 28, 1994	Independence	Virginia 20, TCU 10
Dec. 30, 1995	Peach	Virginia 34, Georgia 27
Dec. 27, 1996	Carquest	Miami 31, Virginia 21
Dec. 31, 1998	Chick-fil-A Peach	Georgia 35, Virginia 33
Dec. 30, 1999	Micronpc.com	Illinois 63, Virginia 21
Dec. 24, 2000	Jeep O'ahu	Georgia 37, Virginia 14
Dec. 28, 2002	Continental Tire	Virginia 48, West Virginia 22
Dec. 27, 2003	Continental Tire	Virginia 23, Pittsburgh 16
Dec. 27, 2004	MPC Computers	Fresno State 37, Virginia 34 (OT)
Dec. 30, 2005	Music City	Virginia 34, Minnesota 31
Jan. 1, 2008	Konica Minolta Gator	Texas Tech 31, Virginia 28
Dec. 31, 2011	Chick-fil-A	Auburn 43, Virginia 24
Dec. 28, 2017	Military	Navy 49, Virginia 7
Dec. 29, 2018	Belk	Virginia 28, South Carolina 0
Dec. 30, 2019	Capital One Orange	Florida 36, Virginia 28

Cavalier Bowl MVPs

Date	Bowl	Player
Dec. 31, 1984	Peach	Howard Petty, TB (Offense)
Dec. 31, 1984	Peach	Ray Daly, CB (Defense)
Dec. 22, 1987	All American	Scott Secules, QB
Dec. 29, 1991	Gator	Tyrone Lewis, S (Defense)
Dec. 28, 1994	Independence	Mike Groh, QB (Offense)
Dec. 28, 1994	Independence	Mike Frederick, DE (Defense)
Dec. 30, 1995	Peach	Tiki Barber, TB (Offense)
Dec. 30, 1995	Peach	Skeet Jones, LB (Defense)
Dec. 28, 2002	Continental Tire	Wali Lundy, TB
Dec. 27, 2003	Continental Tire	Matt Schaub, QB
Dec. 30, 2005	Music City	Marques Hagans, QB
Jan. 1, 2008	Gator	Chris Long, DE (Defense)
Dec. 29, 2018	Belk	Olamide Zaccheaus, HB



Bryce Perkins set a UVA bowl record with four passing touchdowns against No. 6 Florida in the 2019 Orange Bowl. He leaves UVA with a program bowl record seven career passing touchdowns. His 28 completions against the Gators is also a UVA bowl record.





UVA BOWL GAME INDIVIDUAL RECORDS

RUSHING

Attempts: 26, Jordan Ellis vs. South Carolina '18
Net Yards: 170, Mikell Simpson vs. Texas Tech '08
Touchdowns: 2, Wali Lundy vs. West Virginia '02, Wali Lundy vs. Minnesota '05
Longest Run: 96, Mikell Simpson vs. Texas Tech '08***

PASSING

Attempts: 41, Michael Rocco vs. Auburn '11
Completions: 28, Bryce Perkins vs. Florida '19
Completion Pct.: 78.1, Marques Hagans vs. Minnesota '05 (25 of 32)
Yards: 358, Marques Hagans vs. Minnesota '05
Had Intercepted: 2, on six occasions
Touchdowns: 4, Bryce Perkins vs. Florida '19
Longest Pass: 82, Mike Groh to Demetrius "Pete" Allen vs. Georgia '95

TOTAL OFFENSE

Plays: 54, Bryce Perkins vs. Florida '19
Net Yards: 384, Marques Hagans vs. Minnesota '05

RECEPTIONS

Receptions: 12, Olamide Zaccheaus vs. South Carolina '18
Yards: 161, Terrence Wilkins vs. Georgia '98
Touchdowns: 3, Olamide Zaccheaus vs. South Carolina '18
Long Play: 82, Demetrius "Pete" Allen from Mike Groh vs. Georgia '95

PUNT RETURNS

Number: 4, Ray Daly vs. Purdue, Terrence Wilkins vs. Georgia '98
Yards: 69, Marques Hagans vs. West Virginia '02
Longest Return: 69, Marques Hagans vs. West Virginia '02

***- second-longest run in bowl history

KICKOFF RETURNS

Number: 5, Jerrod Washington vs. Oklahoma '91
Olamide Zaccheaus at Navy '17
Yards: 135, Demetrius "Pete" Allen vs. Georgia '95
Longest Return: 98 (TD), Joe Reed at Navy '17

INTERCEPTIONS

Number: 2, Ray Daly vs. Purdue '84, Ronde Barber vs. Miami '96
Yards: 54, Juan Thornhill vs. South Carolina '18
Longest Return: 54, Juan Thornhill vs. South Carolina '18

PUNTS

Number: 7, Ed Garno vs. Oklahoma '91, Will Brice vs. Georgia '95,
Donnie Scott vs. Georgia '98
Average (Min. 3 Punts): 48.2, Nash Griffin vs. Florida '19 (6 punts)
Longest Punt: 70, Nash Griffin vs. Florida '19

SCORING

Points: 24, Wali Lundy vs. West Virginia '02
Points by Kicking: 12, Connor Hughes vs. West Virginia '02
Touchdowns: 4, Wali Lundy vs. West Virginia '02
PAT Attempts: 6, Connor Hughes vs. West Virginia '02
PAT Conversions: 6, Connor Hughes vs. West Virginia '02
FG Attempts: 4, Jake McInerney vs. Tennessee '91
Rafael Garcia vs. TCU '94
FG Made: 3, Jake McInerney vs. Tennessee '91, Connor Hughes vs. Pittsburgh '03
Longest FG: 44, Jake McInerney vs. Tennessee '91, Connor Hughes vs. Pittsburgh '03

DEFENSE

Tackles: 17, Randy Neal vs. Boston College '94
Tackles for Loss: 3, Jerton Evans vs. Georgia '00
Juan Thornhill at Navy '17
Sacks: 2, Jamie Sharper vs. Miami '96
Interceptions: 2, Ray Daly vs. Purdue '84, Ronde Barber vs. Miami '96
Passes Broken Up: 3, Marcus Hamilton vs. Minnesota '05
Fumbles Caused: 1, many times
Fumbles Recovered: 1, many times



Mikell Simpson's 96-yard rush against Texas Tech in the 2008 Gator Bowl is the second-longest rush in the history of college football bowl games. It is also the longest rush from scrimmage in UVA history.



CHRIS LONG

CAVALIERS IN THE PROS

Player (Pos.)—Last UVA Season
Oday Aboushi (OT)—2012

- New York Jets
- Houston Texans
- Seattle Seahawks
- Oakland Raiders
- Arizona Cardinals
- Detroit Lions
- Los Angeles Chargers**
- Los Angeles Rams**

- Mike Abrams (P)—2001
- Tampa Bay Buccaneers

- Danny Aiken (LS)—2010
- Buffalo Bills
- New England Patriots
- New York Giants

- Branden Albert (G)—2007
- Kansas City Chiefs
- Miami Dolphins
- Jacksonville Jaguars

- Demetrius Allen (WR)—1995
- Atlanta Falcons
- Calgary Stampeders (CFL)

- Dick Ambrose (LB)—1974
- Cleveland Browns

- Jeff Anderson (FB)—1968
- Washington Redskins

- Maurice Anderson (DT)—1999
- New England Patriots
- New York Jets
- Miami Dolphins

- Stuart Anderson (DE)—1981
- Kansas City Chiefs
- Washington Redskins
- Cleveland Browns

- Dennis Andrews (E)—1962
- Chicago Bears

- Antonio Apleby (LB)—2008

- New England Patriots

- Marcus Applefield (OL)—2018
- Baltimore Ravens

- Duane Ashman (DE)—1996
- Detroit Lions
- New Orleans Saints
- Denver Broncos
- Kansas City Chiefs

- Jason Augustino (T)—1995
- Chicago Bears

- Billy Baber (TE)—2000
- Kansas City Chiefs
- San Diego Chargers
- Tampa Bay Buccaneers
- Washington Redskins

- Jim Bakhtiar (RB)—1957
- Calgary Stampeders (CFL)
- Montreal Alouettes (CFL)

- George Baldwin (E)—1923
- Cleveland Bulldogs
- Brooklyn Horsemen (AFL)

- Tiki Barber (RB)—1996
- New York Giants

- Ronde Barber (CB)—1996
- Tampa Bay Buccaneers

- Will Barker (OL)—2009
- Dallas Cowboys
- Tampa Bay Buccaneers
- Miami Dolphins

- Brian Barthelmes (C)—2005
- New England Patriots

- Chuck Belic (WR)—1972
- Pittsburgh Steelers

- Kurt Benkert (QB)—2017
- Atlanta Falcons
- Green Bay Packers
- San Francisco 49ers

- Darryl Blackstock (LB)—2004
- Arizona Cardinals
- Cincinnati Bengals
- Oakland Raiders

- Quin Blanding (S)—2017
- Washington Redskins
- Carolina Panthers

- Tony Blount (S)—1979
- New York Giants
- Atlanta Falcons
- Denver Gold (USFL)

- Matt Blundin (QB)—1991
- Kansas City Chiefs
- Chicago Bears
- Detroit Lions

- Joe Bock (C/DT)—1980
- Buffalo Bills
- New England Patriots
- St. Louis Cardinals
- Birmingham Stallions (USFL)
- Houston Gamblers (USFL)
- Toronto Argonauts (CFL)

- David Bond (NG)—1984
- New York Giants

- Luke Bowanko (C)—2013
- Jacksonville Jaguars
- Baltimore Ravens
- New England Patriots
- Washington Redskins
- Detroit Lions

- Rich Brand (DT)—1968
- Washington Redskins

- Will Brice (P)—1996
- St. Louis Rams
- New York Giants
- Green Bay Packers
- Cincinnati Bengals
- Philadelphia Eagles

Dejon Brissett (WR) – 2019
Toronto Argonauts (CFL)

- Aaron Brooks (QB)—1998
- Green Bay Packers
- New Orleans Saints
- Oakland Raiders

- Ahmad Brooks (LB)—2005
- Cincinnati Bengals
- San Francisco 49ers
- Green Bay Packers

- Andrew Brown (DE) – 2017**
- Cincinnati Bengals
- Houston Texans
- Los Angeles Chargers
- Chicago Bears**

- Elton Brown (G)—2004
- Arizona Cardinals

- Roy Brown (G)—1989
- New York Giants

- Ross Burbank (C)—2015
- Oakland Raiders
- Seattle Seahawks
- Dallas Cowboys

- Kris Burd (WR)—2011
- New York Jets

- Brad Butler (T)—2005
- Buffalo Bills

- Maurice Canady (CB)—2015
- Baltimore Ravens
- New York Jets
- Dallas Cowboys

- Chris Canty (DE)—2004
- Dallas Cowboys
- New York Giants
- Baltimore Ravens

- Ed Carrington (TE)—1966
- Houston Oilers



Russ Carroccio (G)–1951
New York Giants
Philadelphia Eagles

Pat Chester (S)–1982
Dallas Cowboys
Washington Federals (USFL)

John Choma (DT)–1977
San Diego Chargers
San Francisco 49ers

Stu Christlief (E)–1963
New York Jets

Charles Churchman (RB)–1919
Columbus Tigers

Kevin Coffey (WR)–2000
Carolina Panthers

Henry Coley (ILB)–2014
New Orleans Saints

Nate Collins (DT)–2009
New York Giants
Jacksonville Jaguars
Chicago Bears

Matt Conrath (DT) - 2011
St. Louis Rams
Pittsburgh Steelers

Chris Cook (DB)–2009
Minnesota Vikings
San Francisco 49ers

Kevin Cook (CB/S)–1989
Winnipeg Blue Bombers (CFL)

Jim Copeland (G/C)–1966
Cleveland Browns

Trent Corney (DE) –2015
Winnipeg Blue Bombers (CFL)

Tony Covington (CB)–1990
Tampa Bay Buccaneers
Seattle Seahawks

Casey Crawford (TE)–1999
Carolina Panthers
Tampa Bay Buccaneers

Angelo Crowell (LB)–2002
Buffalo Bills
Tampa Bay Buccaneers

Germane Crowell (WR)–1997
Detroit Lions
New Orleans Saints

Ian-Yates Cunningham (G)–2007
Kansas City Chiefs

Gary Cuzzo (QB)–1962
Baltimore Colts
New Orleans Saints
Minnesota Vikings
St. Louis Cardinals

Almondo Curry (CB)–2003
Montreal Alouettes (CFL)
Saskatchewan Roughriders (CFL)

Ray Daly (CB)–1984
Cleveland Browns

Bill Davis (WR)–1971
Pittsburgh Steelers

Bob Davis (QB)–1966
Houston Oilers
New York Jets
New Orleans Saints
Florida Blazers (WFL)

Harrison Davis (WR)–1973
San Diego Chargers

Tyrone Davis (WR)–1994
New York Jets
Green Bay Packers

David Dean (DT) –2015
Cincinnati Bengals
Hamilton Tiger-Cats (CFL)

Jermaine Dias (LB)–2007
Cleveland Browns

John Diehl (T)–1955
Baltimore Colts
Dallas Cowboys
Oakland Raiders

Antonio Dingle (DT)–1998
Pittsburgh Steelers
Green Bay Packers
Carolina Panthers

Mark Dixon (G)–1993
Philadelphia Eagles
Atlanta Falcons
Baltimore Stallions (CFL)
Montreal Alouettes (CFL)
Miami Dolphins

Jim Dombrowski (T)–1985
New Orleans Saints

Demetrius Dotson (WR)–2000
Philadelphia Eagles

Ras-I Dowling (CB) – 2010
New England Patriots
New York Jets
Oakland Raiders
Carolina Panthers

John Duckett (LB)–2001
Buffalo Bills

Bill Dudley (B)–1941
Pittsburgh Steelers
Detroit Lions
Washington Redskins

Isaiah Ekejiuba (ST)–2004
Arizona Cardinals
Oakland Raiders
Detroit Lions

Carlton Elliott (E)–1949
Green Bay Packers

Jordan Ellis (RB) –2018
Cincinnati Bengals

Percy Ellsworth (S)–1995
New York Giants
Cleveland Browns

Patrick Estes (TE)–2004
San Francisco 49ers
Buffalo Bills

Jerton Evans (S)–2002
Buffalo Bills
San Diego Chargers

James Farrior (LB)–1996
New York Jets
Pittsburgh Steelers

D'Brickshaw Ferguson (T)–2005
New York Jets

Kevin Ferguson (TE)–1986
San Diego Chargers

Alex Field (DE)–2008
New York Giants
Arizona Cardinals

Cleveland Browns

Tim Finkelston (WR)–1989
Indianapolis Colts

Nikki Fisher (RB)–1991
Chicago Bears

Tyree Foreman (FB)–2001
San Diego Chargers
Chicago Bears

John Ford (WR)–1988
Detroit Lions
Seattle Seahawks

Tony Franklin (CB/S)–2006
Kansas City Chiefs
Atlanta Falcons

Paul Freedman (TE)–2012
Dallas Cowboys

Mike Frederick (DE)–1994
Cleveland Browns
Baltimore Ravens
New York Jets
Tennessee Titans
Philadelphia Eagles

Jeff Gaffney (PK)–1986
San Diego Chargers

Scott Gardner (QB)–1975
Buffalo Bills
Washington Redskins

Ron Gassert (DT)–1961
Green Bay Packers

Jim Gillette (RB/DB)–1939
Cleveland Rams
Chicago Bears
Boston Yanks
Green Bay Packers
Detroit Lions

Derrick Glasper (CB)–1978
Pittsburgh Steelers

Tom Glassic (G)–1975
Denver Broncos

Gary Gomolak (TE)–1979
Pittsburgh Steelers

Dave Graham (T)–1962
Philadelphia Eagles

Donny Green (LB)–2000
Buffalo Bills
Washington Redskins
Dallas Cowboys
Jacksonville Jaguars
San Diego Chargers
Oakland Raiders
Atlanta Falcons
Winnipeg Blue Bombers (CFL)

Steve Greer (LB)–2012
Washington Redskins

Andre Grier (FL)–1979
Cleveland Browns

Billy Griggs (TE)–1983
New York Jets
Kansas City Chiefs
Pittsburgh Steelers

David Griggs (LB)–1988
New Orleans Saints
Miami Dolphins
San Diego Chargers

George Grimes (RB/DB)–1947

Detroit Lions

Mike Groh (QB)–1995
Baltimore Ravens

Bob Gunderman (E)–1955
Pittsburgh Steelers

Marques Hagans (QB/WR)–2005
St. Louis Rams
Kansas City Chiefs
Indianapolis Colts
Washington Redskins

Dennis Haley (LB)–2004
New York Jets
Baltimore Ravens
San Francisco 49ers
Hamilton Tiger-Cats (CFL)
BC Lions (CFL)

Bryce Hall (CB)–2019
New York Jets

Vic Hall (WR)–2009
Chicago Bears
New York Jets

Jermaine Hardy (S)–2005
Arizona Cardinals
Carolina Panthers
San Francisco 49ers

Eli Harold (DE)–2014
San Francisco 49ers
Detroit Lions
Buffalo Bills
Philadelphia Eagles

Anthony Harris (S)–2014
Minnesota Vikings
Philadelphia Eagles

Antwan Harris (S)–1999
New England Patriots
Cleveland Browns

Arlen Harris (RB)–2001
St. Louis Rams
Detroit Lions

Jon Harris (DE)–1996
Philadelphia Eagles
Green Bay Packers
Cleveland Browns
New England Patriots
Oakland Raiders

Tim Harris (CB)–2018
San Francisco 49ers
St. Louis Battlehawks (XFL)

Chris Harrison (T)–1995
Detroit Lions
Minnesota Vikings
Baltimore Ravens
Denver Broncos

Ahmad Hawkins (CB)–2000
Atlanta Falcons
Kansas City Chiefs

Bryan Heath (C)–1994
Seattle Seahawks

Russ Henderson (P)–1978
Baltimore Colts

Scott Hillman (DE)–1985
Detroit Lions

Andrew Hoffman (NT)–2004
Cleveland Browns

DreQuan Hoskey (CB) – 2014
Washington Redskins

Jim Huddleston (G)–1985
Washington Redskins
Tampa Bay Buccaneers

Grant Hudson (DT)–1979
St. Louis Cardinals

Connor Hughes (PK)–2005
New Orleans Saints
Pittsburgh Steelers

Robert Hunt (T)–1998
Tampa Bay Buccaneers
New Orleans Saints
Kansas City Chiefs
Buffalo Bills

Michael Husted (PK)–1992
Tampa Bay Buccaneers
Oakland Raiders
Chicago Bears
Washington Redskins
Indianapolis Colts
Kansas City Chiefs

Dontrelle Inman (WR)– 2010
Jacksonville Jaguars
Toronto Argonauts (CFL)
San Diego Chargers
Los Angeles Chargers
Chicago Bears
Indianapolis Colts
New England Patriots
Los Angeles Chargers
Indianapolis Colts
Washington Football Team

Yubrenal Isabelle (LB)–2000
New England Patriots

Rashawn Jackson (FB)–2009
Carolina Panthers
Oakland Raiders

Carroll Jarvis (RB)–1966
San Diego Chargers

Patrick Jeffers (WR)–1995
Denver Broncos
Dallas Cowboys
Carolina Panthers

Greg Jeffries (CB)–1992
Detroit Lions
Miami Dolphins

Darius Jennings (WR)–2014
Cleveland Browns
Chicago Bears
New York Jets
Tennessee Titans
Los Angeles Chargers

Cam Johnson (DE) - 2011
San Francisco 49ers
Indianapolis Colts
Cleveland Browns
Detroit Lions

Henry Johnson (FL)–1982
Kansas City Chiefs

James Johnson (WR)–1999
Washington Redskins

Keelon Johnson (WR)–2016
New York Giants

Jermese Jones (T)–2001
Pittsburgh Steelers
British Columbia Lions (CFL)
Winnipeg Blue Bombers (CFL)
Saskatchewan Roughriders (CFL)
Calgary Stampeders (CFL)

Thomas Jones (RB)–1999
Arizona Cardinals
Tampa Bay Buccaneers
Chicago Bears
New York Jets
Kansas City Chiefs

Henry Jordan (DT)–1956
Cleveland Browns
Green Bay Packers

Doug Karczewski (T)– 1997
New York Jets
Denver Broncos
Green Bay Packers

Dustin Keith (C)–2000
New York Jets
Washington Redskins
Dallas Cowboys

Stan Kemp (QB/WR)–1967
Winnipeg Blue Bombers (CFL)

Patrick Kerney (DE)–1998
Atlanta Falcons
Seattle Seahawks

P.J. Killian (LB)–1993
Cleveland Browns
Washington Redskins
Baltimore Ravens

Charles Kirby (RB)–1997
Indianapolis Colts
Kansas City Chiefs
Tampa Bay Buccaneers
Chicago Bears

Terry Kirby (RB)–1992
Miami Dolphins
San Francisco 49ers
Cleveland Browns
Oakland Raiders
Tampa Bay Buccaneers

Micah Kiser (LB) –2017
Los Angeles Rams
Denver Broncos

Las Vegas Raiders

Paul Klingensmith (S)–1967
San Diego Chargers

Bob Kowalkowski (G)–1965
Detroit Lions

Mark Krichbaum (DT)–1994
Chicago Bears
Denver Broncos

Ryan Kuehl (DT)–1994
San Francisco 49ers
Washington Redskins
Cleveland Browns
New York Giants

Jeff Lageman (LB)–1988
New York Jets
Jacksonville Jaguars

Noel LaMontagne (G)–1999
Cleveland Browns

Keith Lee (LB)–1981
Dallas Cowboys
New England Patriots

Jimmy Lesane (DB/RB)–1951
Chicago Bears
Baltimore Colts

Andre Levrone (WR)–2017
Baltimore Ravens
Carolina Panthers

Howard Lewis (CB)–1983
Washington Federals (USFL)
New England Patriots

Tyrone Lewis (S)–1991
Miami Dolphins

Chris Long (DE)–2007
St. Louis Rams
New England Patriots
Philadelphia Eagles

Wali Lundy (RB)–2005
Houston Texans

Chris Luzar (TE)–2001
Jacksonville Jaguars
New York Giants

Keith Lyle (S)–1993
Los Angeles/St. Louis Rams
Washington Redskins
Atlanta Falcons
San Diego Chargers

Lester Lyles (S)–1984
New York Jets
Phoenix Cardinals
San Diego Chargers

Nate Lyles (S)–2007
New York Jets
Oakland Raiders

Jordan Mack (LB)–2019
Carolina Panthers

Don Majkowski (QB)–1986
Green Bay Packers
Indianapolis Colts
Detroit Lions

Raymond Mann (LB)–2003
Calgary Stampeders (CFL)

Ted Marchbroda (WR)–1979
Philadelphia Eagles

Tavon Mason (WR)–2001
New York Jets

Ron Mattes (DT)–1984
Seattle Seahawks
New York Jets
Chicago Bears
Indianapolis Colts
San Francisco 49ers

Keith Mattioli (WR)–1987
Pittsburgh Steelers

Jake McGee (TE)–2013
Carolina Panthers
Oakland Raiders
San Diego Chargers
Pittsburgh Steelers

Greg McClellan (CB)–1993
Dallas Cowboys

Felton McConnell (T)–1920
Buffalo Bisons

Bruce McGonnigal (TE)–1990
Pittsburgh Steelers
Cleveland Browns

Michael McGrew (WR)–2004
New England Patriots

Jake McInerney (PK)–1990
Tampa Bay Buccaneers

Lee McLaughlin (G)–1940
Green Bay Packers

Rodney McLeod (S) - 2011
St. Louis Rams
Philadelphia Eagles

Indianapolis Colts

Billy McMullen (WR)– 2002
Philadelphia Eagles
Minnesota Vikings
Washington Redskins
Seattle Seahawks
Detroit Lions

Andre McNeal (LB)–1997
Ottawa Renegades (CFL)
Toronto Argonauts (CFL)
Hamilton Tiger Cats (CFL)

Darrell Medley (RB)–1996
Cincinnati Bengals

Kent Merritt (RB)–1973
New Orleans Saints

Bob Miller (T)–1951
Detroit Lions

Heath Miller (TE)–2004
Pittsburgh Steelers

Chris Minear (T)–1987
Dallas Cowboys

Fontel Mines (WR)–2006
Chicago Bears

Chase Minnifield (CB) - 2011
Washington Redskins

Taquan Mizzell (RB)–2016
Baltimore Ravens
Chicago Bears
New Orleans Saints

Eugene Monroe (T)–2008
Jacksonville Jaguars
Baltimore Ravens

John Montelus (OG) –2017
Detroit Lions

Tim Moon (TE)–1979
Detroit Lions
New York Jets

Herman Moore (WR)–1990
Detroit Lions
New York Giants

Mike Moore (DE)–2015
Ottawa Redblacks (CFL)
Edmonton Eskimos (CFL)
Montreal Alouettes (CFL)

Calgary Stampedes (CFL)

Shawn Moore (QB)–1990
Denver Broncos
Arizona Cardinals
Ottawa Rough Riders (CFL)
Winnipeg Blue Bombers (CFL)



Green Bay Packers
San Francisco 49ers

Steve Morse (RB)–1984
Pittsburgh Steelers

Jon Muha (SE)–1985
Indianapolis Colts

Morgan Moses (OT) – 2013
Washington Redskins
New York Jets

Baltimore Ravens

Aaron Mundy (TE)–1993
Dallas Cowboys
Philadelphia Eagles

Quentin Murray (DE)–1980
Kansas City Chiefs

Brian Musselman (C)–1980
Oakland Raiders
New England Patriots
Washington Federals (USFL)
Orlando Renegades (USFL)

John Naponick (T/DT)–1967
Winnipeg Blue Bombers (CFL)
Montreal Alouettes (CFL)

Randy Neal (LB)–1994
Cleveland Browns
Green Bay Packers
Cincinnati Bengals
San Francisco 49ers

Bobby Neely (TE)–1995
Chicago Bears
Miami Dolphins

Shernard Newby (S)–2002
Toronto Argonauts(CFL)

Mike Newhall (TE)–1979
New England Patriots

Tim O’Connor (T)–1989
Cincinnati Bengals

Kevin Ogletree (WR)–2008
Dallas Cowboys
Tampa Bay Buccaneers
Detroit Lions
New York Giants

Bob Olderman (G)–1984
Kansas City Chiefs
Denver Broncos

Mike Ozdowski (DT)–1976
Baltimore Colts

Joe Palumbo (MG)–1951
San Francisco 49ers

John Papit (RB)–1950
Washington Redskins
Green Bay Packers

Kai Parham (LB)–2005
Dallas Cowboys
Winnipeg Blue Bombers (CFL)

Don Parker (DT)–1966
San Francisco 49ers

Zane Parr (DE) – 2010
Houston Texans

Austin Pasztor (OG) - 2011
Minnesota Vikings
Jacksonville Jaguars
Cleveland Browns
Atlanta Falcons

Tennessee Titans

Chris Peace (DE) –2018
Los Angeles Chargers
New York Giants

Alvin Pearman (RB)–2004
Jacksonville Jaguars
Seattle Seahawks
Tennessee Titans

Cedric Peerman (RB)–2008
Baltimore Ravens
Cleveland Browns
Detroit Lions
Cincinnati Bengals

Bryce Perkins (QB)–2019
Los Angeles Rams

Rayotis Perkins (DT)–1986
Dallas Cowboys
Cleveland Browns

John Phillips (TE)–2008
Dallas Cowboys
San Diego Chargers
Denver Broncos
New Orleans Saints
Arizona Cardinals
Kansas City Chiefs

Kurt Pierce (G)–1980
Baltimore Colts
Miami Dolphins

Malcolm Pittman (SE/FL)–1985
Baltimore Stars (USFL)

Anthony Poindexter (S)–1998
Baltimore Ravens
Cleveland Browns

Tony Polijan (TE) - 2020
Baltimore Ravens

Monsanto Pope (DT)–2001
Denver Broncos
New York Jets

Steve Potter (LB)–1979
Oakland Raiders
Miami Dolphins
Kansas City Chiefs
Buffalo Bills

Frank Quayle (RB)–1968
Denver Broncos

Wali Rainer (LB)–1998
Cleveland Browns
Jacksonville Jaguars
Detroit Lions
Houston Texans

Sonny Randle (WR)–1958
Chicago Cardinals
St. Louis Cardinals
San Francisco 49ers
Dallas Cowboys

Bob Rannigan (LB)–1969
Cleveland Browns

Vince Redd (DE/LB)–2005
New England Patriots

Joe Reed (WR)–2019
Los Angeles Chargers

Jim Reid (T)–1993
Houston Oilers

Justin Renfrow (DT) – 2012
Arizona Cardinals

Seattle Seahawks
Dallas Cowboys
Buffalo Bills
Calgary Stampeders (CFL)
BC Lions (CFL)
Edmonton Elks (CFL)

Don Reynolds (DT)–1991
Atlanta Falcons
Detroit Lions
New England Patriots
Washington Redskins

Ed Reynolds (DE)–1982
New England Patriots
New York Giants

La’Roy Reynolds (LB) –2012
Jacksonville Jaguars
Chicago Bears
Atlanta Falcons
Philadelphia Eagles
San Francisco 49ers
Atlanta Falcons
New York Jets
New England Patriots

Kevin Riccio (TE)–1982
Denver Broncos
Seattle Seahawks
Chicago Bears

Antonio Rice (RB)–1986
Dallas Cowboys

David Rivers (QB)–1999
St. Louis Rams
Atlanta Falcons
Oakland Raiders

Ray Roberts (T)–1991
Seattle Seahawks
Detroit Lions

Merrill Robertson (LB)–2002
Philadelphia Eagles
Minnesota Vikings

Paul Rogers (T)–1968
Washington Redskins

Evan Routzahn (G)–2001
Indianapolis Colts

Joe Rowe (CB)–1996
St. Louis Rams

Bob Rowley (LB)–1962
Pittsburgh Steelers
New York Jets

Trevor Ryals (C)–1990
Los Angeles Rams

Dan Ryczek (C)–1970
Washington Redskins
Tampa Bay Buccaneers
Los Angeles Rams

Paul Ryczek (C)–1973
Atlanta Falcons
New Orleans Saints
Philadelphia Eagles

Ted Rzempoluch (FB)–1962
Washington Redskins

Tim Samec (C)–1992
Pittsburgh Steelers

Darryl Sanders (DE)–2001
San Francisco 49ers

Tom Santi (TE)–2007

Indianapolis Colts

Mark Sanford (FB)–1981
Dallas Cowboys
Washington Federals (USFL)

Ray Savage (LB)–1989
Los Angeles Rams
Philadelphia Eagles
Indianapolis Colts
Shreveport Pirates (CFL)

Matt Schaub (QB)–2003
Atlanta Falcons
Houston Texans
Oakland Raiders
Baltimore Ravens
Atlanta Falcons

Brennan Schmidt (DE)–2005
New York Jets

Peter Schmidt (CB)–1969
Boston Patriots

Gene Schroeder (E)–1950
Chicago Bears

Wayne Schuchts (QB)–1983
Dallas Cowboys
New York Jets
Miami Dolphins

Donnie Scott (P)–1999
Carolina Panthers

Tom Scott (LB/DE)–1952
Philadelphia Eagles
New York Giants

Scott Secules (QB) –1987
Dallas Cowboys
Miami Dolphins
New England Patriots

Andy Selfridge (DT)–1971
Buffalo Bills
New York Giants
Miami Dolphins

Canaan Severin (WR)–2015
Pittsburgh Steelers
New York Giants

Jamie Sharper (LB)–1996
Baltimore Ravens
Houston Texans
Seattle Seahawks

Greg Shelly (T)–1968
Cleveland Browns

Ken Shelton (FL)–1974
Denver Broncos

Ralph Shoaf (RB)–1949
Washington Redskins

Terry Sieg (B)–1962
Oakland Raiders
Cleveland Browns

Mikell Simpson (RB)–2009
Cincinnati Bengals

Phillip Sims (QB)–2012
Arizona Cardinals

Clint Sintim (LB)–2008
New York Giants

Chris Slade (DE)–1992
New England Patriots
Carolina Panthers

Billy Smith (SE)–1983
New York Jets

Carl Smith (CB)–1994
Indianapolis Colts

Darryl Smith (CB)–1982
Washington Redskins

Eric Smith (OT)–2016
Miami Dolphins
New England Patriots
New York Jets
New York Giants
Dallas Cowboys
Arizona Cardinals

Kurt Smith (PK)–2005
San Diego Chargers
New Orleans Saints
Seattle Seahawks

Tim Smith (WR) – 2013
Cleveland Browns
Hamilton Tiger-Cats (CFL)

Jason Snelling (FB)–2006
Atlanta Falcons

Charles Snowden (DE)–2020
Chicago Bears
Tampa Bay Buccaneers

Jake Snyder (DE) – 2013
Minnesota Vikings

Anthony Southern (RB)–1999
Philadelphia Eagles

Joe Spaziani (LS)– 2018
Toronto Argonauts (CFL)

Bryson Spinner (QB)–2001
Jacksonville Jaguars
Seattle Seahawks
Washington Redskins
San Francisco 49ers

John St. Clair (C)–1999
St. Louis Rams
Miami Dolphins
Chicago Bears
Cleveland Browns

Chris Stearns (DT/G)–1990
Washington Redskins

George Stetter (DB)–1966
Montreal Alouettes (CFL)

Dave Sullivan (T)–1982
Dallas Cowboys
Washington Federals (USFL)

Dave Sullivan (WR)–1972
Cleveland Browns

Jonathan Stupar (TE)–2007
New England Patriots
Buffalo Bills
Baltimore Ravens

Dwayne Stukes (CB)–1999
Atlanta Falcons
Pittsburgh Steelers
Tampa Bay Buccaneers

Russ Swan (LB)–1985

Dallas Cowboys

Greg Taylor (FL)–1981
New England Patriots
Washington Federals (USFL)
Orlando Renegades (USFL)

Shannon Taylor (LB)–1999
San Diego Chargers
Baltimore Ravens
Houston Texans
Jacksonville Jaguars

Art Thomas (CB/WR)–2003
New York Jets
New York Giants
Miami Dolphins

Juan Thornhill (SS)–2018
Kansas City Chiefs

T.J. Thorpe (WR)–2015
Washington Redskins
Winnipeg Blue Bombers (CFL)
Saskatchewan Roughriders (CFL)

Byron Thweatt (LB)–2000
Tampa Bay Buccaneers
Tennessee Titans

Turnley Todd (C/G)–1963
Green Bay Packers
New York Giants
Philadelphia Eagles

Terrence Tomlin (WR)–1992
Tampa Bay Buccaneers

Joe Torchia (TE)– 2010
Washington Redskins

Bill Troup (QB)–1970
Baltimore Colts

Brent Urban (DT) – 2013
Baltimore Ravens
Tennessee Titans
Chicago Bears
Dallas Cowboys

Scott Urch (DT)–1986
Dallas Cowboys

Max Valles (OLB)–2014
Oakland Raiders
Buffalo Bills

Marc Verica (QB)– 2010
Washington Redskins

Tommy Vigorito (RB)–1980
Miami Dolphins

Ausar Walcott (LB/DE)–2012
Cleveland Browns

Quentin Walker (WR)–1983
St. Louis Cardinals
Tampa Bay Buccaneers

Jason Wallace (CB)–1990
Indianapolis Colts
Sacramento Gold Miners (CFL)
San Antonio Texans (CFL)
Toronto Argonauts (CFL)

David Ware (T)–1992
New York Jets
Miami Dolphins
Kansas City Chiefs

Chris Warren (RB)–1986
Seattle Seahawks

Dallas Cowboys
Philadelphia Eagles

Jerrold Washington (RB)–1993
New England Patriots

Patrick Washington (RB)–2000
Jacksonville Jaguars

David Watford (QB)–2014
Philadelphia Eagles
Saskatchewan Roughriders (CFL)
Hamilton Tiger-Cats (CFL)

Charles Way (RB)–1994
New York Giants

Marquis Weeks (RB/S)–2004
Seattle Seahawks
Denver Broncos

Todd White (DT)–1996
Montreal Alouettes (CFL)

Terrence Wilkins (WR)–1998
Indianapolis Colts
St. Louis Rams
Carolina Panthers
Miami Dolphins
Calgary Stampeders (CFL)

Deyon Williams (WR)–2006
Washington Redskins

Marcus Wilson (RB)–1989
Los Angeles Raiders
Green Bay Packers
Jacksonville Jaguars

Jamaine Winborne (CB)–2003
New York Giants
Baltimore Ravens

Antwoine Womack (RB)–2001
New England Patriots
New York Giants

Barry Word (RB)–1985
New Orleans Saints
Kansas City Chiefs
Minnesota Vikings
Arizona Cardinals

Olamide Zaccheaus (WR) –2018
Atlanta Falcons

Geno Zimmerlink (TE/SE)–1985
Indianapolis Colts

Bold face indicates active player during the 2022 season. It includes players who were drafted by professional teams as well as those who signed free-agent contracts.



CAVALIERS IN THE SUPER BOWL

Virginia players who have played in the Super Bowl or were on Super Bowl rosters:

Game	Player, Pos.	Team
Super Bowl I	Henry Jordan, DT	Green Bay Packers *
Super Bowl II	Henry Jordan, DT	Green Bay Packers *
Super Bowl IV	Gary Cuozzo, QB	Minnesota Vikings
Super Bowl XII	Tom Glassic, G	Denver Broncos
Super Bowl XVI	John Choma, G/T	San Francisco 49ers *
Super Bowl XVII	Stuart Anderson, LB	Washington Redskins (IR)*
	Steve Potter, LB	Miami Dolphins
	Tommy Vigorito, RB	Miami Dolphins
Super Bowl XVIII	Stuart Anderson, LB	Washington Redskins
Super Bowl XX	Ed Reynolds, LB	New England Patriots
Super Bowl XXIX	David Griggs, LB	San Diego Chargers
Super Bowl XXXI	Chris Slade, LB	New England Patriots
Super Bowl XXXII	Patrick Jeffers, WR	Denver Broncos *
Super Bowl XXXIV	Keith Lyle, S	St. Louis Rams *
	Mike Frederick, DE	Tennessee Titans (IA)
Super Bowl XXXV	Jamie Sharper, LB	Baltimore Ravens *
	Anthony Poindexter, S	Baltimore Ravens (IA) *
	Tiki Barber, TB	New York Giants
Super Bowl XXXVI	Antwan Harris, CB	New England Patriots *
	John St. Clair, T	St. Louis Rams (IA)
Super Bowl XXXVII	Ronde Barber, CB	Tampa Bay Buccaneers *
	Casey Crawford, TE	Tampa Bay Buccaneers (IA) *
Super Bowl XXXVIII	Antwan Harris, CB	New England Patriots (IA) *
Super Bowl XXXIX	Billy McMullen, WR	Philadelphia Eagles (IA)
Super Bowl XL	James Farrior, LB	Pittsburgh Steelers *
	Heath Miller, TE	Pittsburgh Steelers *
Super Bowl XLI	Thomas Jones, RB	Chicago Bears
	John St. Clair, OT	Chicago Bears
Super Bowl XLII	Ryan Kuehl, LS	New York Giants (IR)*
Super Bowl XLIII	James Farrior, LB	Pittsburgh Steelers *
	Heath Miller, TE	Pittsburgh Steelers *
	Elton Brown, OG	Arizona Cardinals
Super Bowl XLIV	Tom Santi, TE	Indianapolis Colts (IR)
Super Bowl XLV	James Farrior, LB	Pittsburgh Steelers
	Heath Miller, TE	Pittsburgh Steelers
Super Bowl XLVI	Chris Canty, DE	New York Giants*
	Clint Sintim, LB	New York Giants* (IR)
	Danny Aiken, LS	New England Patriots
	Ras-I Dowling, CB	New England Patriots (IR)
Super Bowl XLVII	Ahmad Brooks, LB	San Francisco 49ers
	Cam Johnson, LB	San Francisco 49ers
Super Bowl XLIX	Danny Aiken, LS	New England Patriots*
	Justin Renfrow, OT	Seattle Seahawks (IA)
Super Bowl 50	Ras-I Dowling, CB	Carolina Panthers (IA)
Super Bowl LI	Chris Long, DE	New England Patriots*
	La'Roy Reynolds, OLB	Atlanta Falcons
	Matt Schaub, QB	Atlanta Falcons
Super Bowl LII	Chris Long, DE	Philadelphia Eagles*
	Rodney McLeod, S	Philadelphia Eagles*
	Micah Kiser, LB	Los Angeles Rams
Super Bowl LIII	Juan Thornhill, S	Kansas City Chiefs (IR)*
Super Bowl LIV	Juan Thornhill, S	Kansas City Chiefs
Super Bowl LV	Bryce Perkins, QB	Los Angeles Rams*
Super Bowl LVI	Juan Thornhill, S	Kansas City Chiefs*
Super Bowl LVII	Anthony Harris (IA)	Philadelphia Eagles

IR - Injured reserve · IA - Inactive roster · * Super Bowl champions





Virginia has had at least one player drafted in 37 drafts of the last 38 NFL Drafts.

ALL-TIME NFL DRAFT PICKS

Year	Name	Pos.	Team	Round (Overall)	Year	Name	Pos.	Team	Round (Overall)
1940	Jim Gillette	B	Green Bay Packers	18 (169)	1958	John Diehl	T	Baltimore Colts	7 (82)
1942	Bill Dudley	B	Pittsburgh Steelers	1 (1)		Harold Outten	T	Detroit Lions	7 (85)
1945	John Duda	B	Philadelphia Eagles	14 (140)		Fred Polzer	T	Washington Redskins	16 (186)
1946	Joe Kirkland	T	Boston Yanks	13 (112)		Sonny Randle	B	Chicago Cardinals	19 (218)
	Charlie Ellis	B	New York Giants	28 (265)	1960	Dave Graham	E	Philadelphia Eagles	13 (153)
1947	Tom Dudley	E	Washington Redskins	23 (208)	1962	Ron Gassert	T	Green Bay Packers	4 (56)
1948	Bruce Bailey	B	Los Angeles Rams	5 (30)	1963	Turnley Todd	LB	Green Bay Packers	7 (85)
	George Grimes	B	Los Angeles Rams	6 (40)	1964	Terry Sieg	HB	Cleveland Browns	14 (194)
	Ray Brown	B	Chicago Bears	18 (164)	1965	Bob Kowalkowski	G	Detroit Lions	7 (95)
	Lockwood Frizzell	C	Philadelphia Eagles	22 (204)	1966	Don Parker	G	San Francisco 49ers	4 (56)
	Joe McCary	B	Boston Yanks	28 (259)		John Pincavage	HB	Detroit Lions	8 (117)
	George Neff	B	Boston Yanks	32 (294)	1967	Bob Davis	QB	Houston Oilers	2 (30)
1949	Joe Leonard	T	Los Angeles Rams	19 (187)		Ed Carrington	FL	Houston Oilers	7 (164)
1950	Carlton Elliott	E	Green Bay Packers	13 (160)		Jim Copeland	G	Cleveland Browns	10 (255)
	Ralph Shoaf	B	Washington Redskins	28 (357)		Carroll Jarvis	HB	San Diego Chargers	11 (277)
1951	Gene Schroeder	E	Chicago Bears	1 (12)		George Stetter	DB	New Orleans Saints	14 (367)
	John Papit	B	Washington Redskins	7 (76)	1968	John Naponick	T	Oakland Raiders	5 (136)
	Dick Johnson	T	Green Bay Packers	20 (233)	1969	Frank Quayle	RB	Denver Broncos	5 (113)
1952	Bob Miller	T	Detroit Lions	5 (58)		Jeff Anderson	RB	Washington Redskins	7 (166)
	Jimmy Lesane	B	Chicago Bears	20 (236)		Greg Shelly	G	Cleveland Browns	10 (254)
	Joe Palumbo	G	San Francisco 49ers	28 (334)		Rick Brand	DT	Washington Redskins	14 (347)
1953	Tom Scott	E	Los Angeles Rams	5 (60)		Paul Rogers	T	Washington Redskins	15 (374)
	Bob Tata	B	Detroit Lions	21 (253)	1971	Dan Ryczek	C	Washington Redskins	13 (322)
1954	Joe Mehalick	T	Philadelphia Eagles	13 (153)	1972	Andy Selfridge	LB	San Diego Chargers	13 (321)
1956	John Polzer	LB	Baltimore Colts	15 (175)	1973	Dave Sullivan	WR	Cleveland Browns	15 (384)
	Herb Hartwell	B	Baltimore Colts	27 (319)	1974	Harrison Davis	WR	San Diego Chargers	4 (81)
1957	Henry Jordan	T	Cleveland Browns	5 (52)		Paul Ryczek	C	Atlanta Falcons	10 (252)
	Bob Gunderman	E	Detroit Lions	19 (227)		Kent Merritt	WR	New Orleans Saints	11 (270)
					1975	Dick Ambrose	LB	Cleveland Browns	12 (290)
						Ken Shelton	TE	Denver Broncos	15 (381)



Year	Name	Pos.	Team	Round (Overall)
1976	Tom Glassic	G	Denver Broncos	1 (15)
	Scott Gardner	QB	Buffalo Bills	8 (215)
1977	Mike Ozdowski	DE	Baltimore Colts	2 (53)
1978	John Choma	G	San Diego Chargers	5 (135)
1979	Russ Henderson	P	Baltimore Colts	9 (224)
1980	Tony Blount	DB	New York Giants	5 (118)
	Grant Hudson	DT	St. Louis Cardinals	8 (211)
1981	Tom Vigorito	RB	Miami Dolphins	5 (138)
1982	Stuart Anderson	LB	Kansas City Chiefs	4 (104)
	Greg Taylor	KR	New England Patriots	12 (308)
1984	Quentin Walker	RB	St. Louis Cardinals	7 (185)
	Billy Griggs	TE	New York Jets	8 (203)
1985	Lester Lyles	DB	New York Jets	2 (40)
	Bob Olderman	OG	Kansas City Chiefs	4 (99)
	Ron Mattes	DT	Seattle Seahawks	7 (193)
1986	Jim Dombrowski	OT	New Orleans Saints	1 (6)
	Barry Word	RB	New Orleans Saints	3 (62)
	Jim Huddleston	OG	Washington Redskins	6 (156)
1987	Don Majkowski	QB	Green Bay Packers	10 (255)
1988	Scott Secules	QB	Dallas Cowboys	6 (151)
1989	Jeff Lageman	LB	New York Jets	1 (14)
	John Ford	WR	Detroit Lions	2 (30)
1990	Marcus Wilson	RB	Los Angeles Raiders	6 (149)
	Ray Savage	DE	Los Angeles Rams	8 (198)
	Tim O'Connor	OT	Cincinnati Bengals	11 (288)
1991	Herman Moore	WR	Detroit Lions	1 (10)
	Tony Covington	DB	Tampa Bay Buccaneers	4 (93)
	Bruce McGonnigal	TE	Pittsburgh Steelers	9 (239)
	Shawn Moore	QB	Denver Broncos	11 (284)
1992	Ray Roberts	OT	Seattle Seahawks	1 (10)
	Matt Blundin	QB	Kansas City Chiefs	2 (40)
	Nikki Fisher	RB	Chicago Bears	10 (273)
1993	Chris Slade	DE	New England Patriots	2 (31)
	Terry Kirby	RB	Miami Dolphins	3 (78)
	David Ware	OT	New York Jets	4 (88)
	Greg Jeffries	DB	Detroit Lions	6 (147)
1994	Keith Lyle	DB	Los Angeles Rams	3 (71)
	Jim Reid	OT	Houston Oilers	5 (161)
1995	Mike Frederick	DE	Cleveland Browns	3 (94)
	Tyrone Davis	WR	New York Jets	4 (107)
	Charles Way	RB	New York Giants	6 (206)
1996	Patrick Jeffers	WR	Denver Broncos	5 (159)
1997	James Farrior	LB	New York Jets	1 (8)
	Jon Harris	DE	Philadelphia Eagles	1 (25)
	Jamie Sharper	LB	Baltimore Ravens	2 (34)
	Tiki Barber	RB	New York Giants	2 (36)
	Ronde Barber	DB	Tampa Bay Buccaneers	3 (66)
	Duane Ashman	DE	Detroit Lions	5 (161)
1998	Germane Crowell	WR	Detroit Lions	2 (50)
	Doug Karczewski	OT	New York Jets	5 (141)
1999	Patrick Kerney	DE	Atlanta Falcons	1 (30)
	Wali Rainer	LB	Cleveland Browns	4 (124)
	Aaron Brooks	QB	Green Bay Packers	4 (131)
	Antonio Dingle	DT	Pittsburgh Steelers	7 (214)
	Anthony Poindexter	DB	Baltimore Ravens	7 (216)
	Robert Hunt	OT	Tampa Bay Buccaneers	7 (226)
2000	Thomas Jones	RB	Arizona Cardinals	1 (7)
	John St. Clair	C	St. Louis Rams	3 (94)
	Shannon Taylor	LB	San Diego Chargers	6 (184)
	Antwan Harris	DB	New England Patriots	6 (187)
2001	Billy Baber	TE	Kansas City Chiefs	5 (141)
2002	Chris Luzar	TE	Jacksonville Jaguars	4 (118)
	Monsanto Pope	DT	Denver Broncos	7 (231)
	Antwoine Womack	RB	New England Patriots	7 (237)

Year	Name	Pos.	Team	Round (Overall)
2003	Angelo Crowell	LB	Buffalo Bills	3 (94)
	Billy McMullen	WR	Philadelphia Eagles	3 (95)
2004	Matt Schaub	QB	Atlanta Falcons	3 (90)
2005	Heath Miller	TE	Pittsburgh Steelers	1 (30)
	Darryl Blackstock	LB	Arizona Cardinals	3 (95)
	Elton Brown	OG	Arizona Cardinals	4 (111)
	Alvin Pearman	RB	Jacksonville Jaguars	4 (127)
	Chris Canty	DE	Dallas Cowboys	4 (132)
	Andrew Hoffman	NT	Cleveland Browns	6 (203)
	Patrick Estes	TE	San Francisco 49ers	7 (248)
2006	D'Brickashaw Ferguson	OT	New York Jets	1 (4)
	Brad Butler	OT	Buffalo Bills	5 (143)
	Marques Hagans	WR	St. Louis Rams	5 (144)
	Wali Lundy	TB	Houston Texans	6 (170)
	Kurt Smith	PK	San Diego Chargers	6 (188)
2006	Ahmad Brooks	LB	Cincinnati Bengals	3
2007	Jason Snelling	FB	Atlanta Falcons	7 (244)
	Marcus Hamilton	CB	Tampa Bay Buccaneers	7 (245)
2008	Chris Long	DE	St. Louis Rams	1 (2)
	Branden Albert	OG	Kansas City Chiefs	1 (15)
	Tom Santi	TE	Indianapolis Colts	6 (196)
2009	Eugene Monroe	OT	Jacksonville Jaguars	1 (8)
	Clint Sintim	LB	New York Giants	2 (45)
	Cedric Peerman	RB	Baltimore Ravens	6 (189)
	John Phillips	TE	Dallas Cowboys	6 (208)
2010	Chris Cook	CB	Minnesota Vikings	2 (34)
2011	Ras-I Dowling	CB	New England Patriots	2 (33)
2012	Cam Johnson	DE	San Francisco 49ers	7 (237)
2013	Oday Aboushi	OT	New York Jets	5 (141)
2014	Morgan Moses	OT	Washington Redskins	3 (66)
	Brent Urban	DT	Baltimore Ravens	4 (134)
	Luke Bowanko	C	Jacksonville Jaguars	6 (205)
2015	Eli Harold	DE	San Francisco 49ers	3 (79)
	Max Valles	OLB	Oakland Raiders	6 (179)
2016	Maurice Canady	CB	Baltimore Ravens	6 (209)
2018	Micah Kiser	ILB	Los Angeles Rams	5 (147)
	Andrew Brown	DE	Cincinnati Bengals	5 (158)
2019	Juan Thornhill	SS	Kansas City Chiefs	2 (63)
	Tim Harris	CB	San Francisco 49ers	6 (198)
2020	Joe Reed	WR	Los Angeles Chargers	5 (151)
	Bryce Hall	CB	New York Jets	5 (158)
2021	Jelani Woods	TE	Indianapolis Colts	3 (73)
2022	Dontayvion Wicks	WR	Green Bay Packers	5 (159)



Chris Long was the second overall draft selection by the St. Louis Rams in 2008 - Bill Dudley, drafted No. 1 overall in 1942, is the only Cavalier to be drafted higher.



SCOTT STADIUM

The Home of Virginia Football

Entering its 93rd season as the home for Virginia football, the Carl Smith Center, home of David A. Harrison III Field at Scott Stadium, with its unique architectural design, scenic setting on the University's Grounds and exceptional sight lines, is one of the nation's finest college football settings.

Opened in 1931, Scott Stadium might be one of the oldest campus college football stadiums in the nation, but you could never tell from its appearance. Numerous upgrades and expansions over the decade fine it a modern home for the Cavaliers and their fans.

Scott Stadium was the gift of Frederic William Scott and Elisabeth Strother Scott, and was dedicated to the memory of his parents, Frederic Robert Scott and Frances Branch Scott.

Virginia played its dedication game at Scott Stadium on Oct. 15, 1931 against the Virginia Military Institute before a then-capacity crowd of 22,000. Prior to that season, the Cavaliers staged their home games at the University's Lambeth Field.

Since George Welsh's 1987 squad went a perfect 5-0 at home, Scott Stadium has provided Virginia's team a decided advantage.

Over the past 36 seasons UVA's home record stands at 154-75.

Virginia has played 499 games in the historic venue; Duke's visit in 2015 marked the 450th game in the facility. UVA's all-time record at Scott Stadium stands at 283-204-12.

Here are some of the significant changes and moments that have happened at Scott Stadium over the last 46 years:

- 1974 - New aluminum seating is installed along with an AstroTurf playing surface. The facility's brickwork is restored.
- 1980 - The stadium's upper decks open adding 12,000 additional seats. A new press box—named in memory of longtime UVA athletic director Captain Norton Pritchett—and a President's box are also constructed.

- Oct. 9, 1982 - Using portable lights, UVA plays its first night game at Scott Stadium against defending national champion Clemson.

- 1983 - A permanent lighting system is installed before the start of the season.

- 1985 - Bryant Hall, a dining and locker room facility located in the south end zone of the stadium, opens. The building is named in honor of J.C. Herbert Bryant, a 1932 Virginia graduate and one of the principal benefactors of the structure.

- Nov. 3, 1990 - A stadium-record crowd of 49,700 attends as No. 1 Virginia faces No. 16 Georgia Tech in a nationally televised game. The Yellow Jackets win 41-38.

- Sept. 2, 1995 - Virginia dedicates its new natural grass playing field - David A. Harrison III Field - at the first home game of the season against William & Mary.

The field is named after David A. Harrison III of Hopewell, Va., who pledged \$5 million to support the UVA football program. Harrison Field replaces artificial turf which was first installed at Scott Stadium in 1974.

Top-10 Scott Stadium Crowds

Date	Attendance	Opponent	Result
Aug. 30, 2008	64,947	Southern California	USC won, 52-7
Nov. 13, 2004	63,701	Miami	Miami won, 31-21
Nov. 19, 2005	63,344	Virginia Tech	Va. Tech won, 52-14
Oct. 15, 2005	63,106	Florida State	UVA won, 26-21
Nov. 6, 2004	63,072	Maryland	UVA won, 16-0
Oct. 18, 2003	62,875	Florida State	FSU won, 19-14
Sept. 11, 2004	62,790	North Carolina	UVA won, 56-24
Oct. 7, 2004	61,833	Clemson	UVA won, 30-10
Aug. 30, 2003	61,737	Duke	UVA won, 27-0
Nov. 24, 2007	61,711	Virginia Tech	Va. Tech won, 33-21



- Nov. 2, 1995—Virginia hosts Florida State in the first-ever Thursday night game in Charlottesville. Playing in front of a sell-out crowd and a national television audience, the Cavaliers defeat the second-ranked Seminoles 33-28. Florida State becomes the highest-ranked team to ever fall to the Cavaliers.
- June 14, 1997 – Representing the largest single monetary gift in school history at that time, UVA alumnus and former Cavalier football player Carl W. Smith pledges \$25 million to his alma mater. The University announces that the bulk of Smith’s gift—\$23 million—will be used toward funding the expansion and enhancement of Scott Stadium, ultimately increasing its seating capacity to 61,500 by the year 2000.
- 1998 – Located in the north end of the stadium, the ‘Hoo Vision videoboard debuts for the Sept. 12 Maryland game. In conjunction with this project, the north end hillside seating area is moved 30 feet closer to the playing field
- 1999 – The lower level of the south bowl, including new locker rooms, is finished before the home opener vs. Wake Forest on Sept. 18.
- 2000 – The Carl Smith Center, home of David A. Harrison III Field, is dedicated during the 2000 season opener against Brigham Young on Sept. 2. The final phase of the stadium renovation project includes the completion of the new Bryant Hall at the Carl Smith Center.

- 2001 – A crowd of 61,625 attends the home game vs. Virginia Tech, the largest attendance for a football game in Virginia state history at the time.
- 2003 – Video display panels, called “ribbon boards,” are installed below the upper decks on the east and west sides of the stadium.
- 2005 – The legendary rock band The Rolling Stones perform before a sold out crowd on Oct. 6.
- 2008 – A record-setting crowd of 64,947 attends the season opener vs. Southern California.
- 2009 – A new 32-foot by 57-foot videoboard replaces the existing 21-foot by 28-foot screen.
- 2009 – Rock band U2 brought its famous 360° Tour to a packed Scott Stadium on Oct. 1.
- 2015 – New “ribbon board” LED displays were installed and run along the fascia between the upper and lower levels completely around the stadium’s horseshoe.
- 2023 – The home opener against JMU will be Virginia’s 500th game at Scott Stadium.

LAMBETH FIELD



Built in stages from 1901-1913, Lambeth Field served as the Cavaliers’ home until the construction of Scott Stadium in 1931. Named for Dr. William A. Lambeth, often called “the father of athletics” at UVA, Lambeth Field was also the home of the university’s successful track and baseball teams until the early 1970s.

Completion of the stadium in 1913 provided grandstand seating for 8000 people at a cost of \$35,000. Student season tickets cost \$7.50 that season, while alumni tickets were \$9.50. The dedication game against Vanderbilt in November 1913 saw the Cavaliers wallop the Commodores 34-0 in a game called “the football classic of the South.”



COVERING THE CAVALIERS

Virginia's 2023 football fact book was prepared by the staff of the UVA athletics communications office to assist the news media in its coverage of the Cavaliers this fall. Requests for additional information, feature materials and photographs should be made to the athletics media relations office.

Athletics Athletic Communications Office
 University of Virginia
 P.O. Box 400853
 Charlottesville, VA 22904-4853
(434) 982-5500

The UVA athletics communications office is located in John Paul Jones Arena. Please access the offices through the Arena's security entrance located at the end of the service road on the north side of the building. Visitor parking is available on the second deck of the parking garage.

PLAYER INTERVIEWS

All player interviews must be arranged through the UVA athletics communications office. It is requested that you allow the athletics communications staff at least one day, preferably longer, to arrange an interview. All in-season player interviews will take place on Tuesday and or Wednesday. Player interview requests must be submitted to the athletics communications office by Noon on Monday. No interviews will be arranged with players after Wednesday the week of a game. Tony Elliott's weekly press conference will take place on Tuesdays in John Paul Jones Arena unless otherwise noted. Offensive coordinator Des Kitchings and defensive coordinator John Rudzinski will be available to the media on Wednesdays in the indoor practice facility. Depending on circumstances, these interviews may be conducted on Zoom.

PRACTICE COVERAGE

All practices are closed to media and fans.

POSTGAME INTERVIEWS

Virginia's locker room is closed to the media both at home and on the road. Depending on circumstances, post-game interviews may be conducted on Zoom.

WORKING MEDIA

Virginia's press facilities are located in the Captain Norton Pritchett Press Box on the west side of the Carl Smith Center, home of David A. Harrison III Field at Scott Stadium. Admittance to the press box is by official credential only and is strictly limited to members of the working media and event support personnel. Specific guidelines and protocols for game day media operations will be announced closer to the start of the season.

PRESS CREDENTIALS

Specific guidelines and protocols for game day credentials will be announced closer to the start of the season.

PRESS PARKING

Specific guidelines and protocols for game day parking will be announced closer to the start of the season.

VISIT UVA'S WEB SITES

Information on all of Virginia's varsity sports is available on the UVA Athletics Department's official web sites:

www.virginiasports.com

ATHLETICS COMMUNICATIONS



JIM DAVES
Asst. AD for Athletic Communications
Tony Elliott and assistant coach Interviews
 Office.....434-243-2467
 Mobile434-962-7668
 jimdaves@virginia.edu
 @JimDaves



SCOTT FITZGERALD
Asst. Director for Athletic Communication
(Primary Football Contact)
Player Interviews
 Office.....434-982-9878
 Mobile908-246-6818
 s.fitzgerald@virginia.edu
 @ScottFitz11



COME FOR IT ALL

Come for the tailgates, the triumphs and everything you love about the ACC.
Come for the culture, the camaraderie and unrivaled coverage, year-round.
Come for more than the game. **Come for it all.**



Join us @ACCNetwork

