



Media Guide

JONAH MONHEIM [OL]

TAHJ WASHINGTON [WR]

CALEB WILLIAMS [QB]

SHANE LEE [LB]

AUSTIN JONES [FB]

BRYSON SHAW [S]

CALEN BULLOCK [S]

ERIC GENTRY [LB]

MASON COBB [LB]

JUSTIN DEDICH [OL]

LOS ANGELES
MEMORIAL
COLISEUM



MAX WILLIAMS [S]

LAKE MCCREE [TE]

KYON BARRS [DL]

ANTHONY LUCAS [DL]

MARIO WILLIAMS [WR]

MARSHAWN LLOYD [RB]

SOLOMON TULIAPURU [DL]

CEYAIR WRIGHT [CB]

MICHAEL JACKSON III [WR]

BEAR ALEXANDER [DL]

MICHAEL TARQUIN [OL]



TROJAN FOOTBALL 2023



This 2023 USC football media guide is available only digitally, via USCtrojans.com. There will not be a printed version of the 2023 media guide.

2023 USC Football Schedule

DATE	OPPONENT	PLACE	TIME*
Aug. 26	San Jose State	L.A. Coliseum	5 p.m.
Sept. 2	Nevada	L.A. Coliseum	3:30 p.m.
Sept. 9	Stanford	L.A. Coliseum	7:30 p.m.
Sept. 16	BYE DATE		
Sept. 23	at Arizona State	Tempe, Ariz.	TBA
Sept. 30	at Colorado	Boulder, Colo.	TBA
Oct. 7	Arizona	L.A. Coliseum	TBA
Oct. 14	at Notre Dame	South Bend, Ind.	7:30 p.m.
Oct. 21	Utah	L.A. Coliseum	TBA
Oct. 28	at California	Berkeley, Ariz.	TBA
Nov. 4	Washington	L.A. Coliseum	TBA
Nov. 11	at Oregon	Eugene, Ore.	TBA
Nov. 18	UCLA	L.A. Coliseum	TBA
Nov. 25	BYE DATE		

*All times are local to game site and subject to change

USC Football Ticket Information

Season tickets for all 7 of the Trojans' 2023 home games start at \$299. To purchase USC season tickets, please visit USCtrojans.com/tickets or call (213) 740-60 SC (4672). Mini-plans and individual reserved tickets for all of USC's home contests will be available in July, with the UCLA home game only available when purchasing a mini-plan.

Tickets for the Trojans' 5 road games are available for current Trojan Athletic Fund members. Tickets will be made available late this summer. To become a TAF member, call 213-740-4155.

On the day of home games, remaining tickets are on sale at the Coliseum, starting 3 hours prior to kickoff.

2022 Results (11-3)

DATE	OPPONENT	USC	OPP.	ATTENDANCE
Sept. 3	Rice	66	14	60,113
Sept. 10	at Stanford	41	28	43,813
Sept. 17	Fresno State	45	17	67,226
Sept. 24	at Oregon State	17	14	28,769
Oct. 1	Arizona State	42	25	62,133
Oct. 8	Washington State	30	14	63,204
Oct. 15	at Utah	42	43	53,609
Oct. 29	at Arizona	45	37	44,006
Nov. 5	California	41	35	64,915
Nov. 11	Colorado	55	17	61,206
Nov. 19	at UCLA	48	45	70,865
Nov. 26	Notre Dame	38	27	72,613
Dec. 2	vs. Utah (P12 Champ)	24	47	61,195
Jan. 2	vs. Tulane (CB)	45	46	55,329

2022 Attendance

Average per home game (7 games, 451,390)	64,484
Average per road game (7 games, 357,586)	51,084
Average per game (14 games, 808,996)	57,785



USCTrojans.com

JOHN MCKAY CENTER The Home Of USC Football



Directly west of Heritage Hall on the USC campus is the John McKay Center, a \$70 million, 110,000-square foot facility that opened in the summer of 2012. It houses meeting rooms, coaches offices and a locker room for the football program, as well as the Stevens Academic Center (which features tutoring, counseling, study and computer rooms for USC's student-athletes), a weight room, an athletic training room and a state-of-the-art digital media production facility for all of USC's sports.





TABLE OF CONTENTS

Schedules	
USC Schedule, 2023	1
2023 Pac-12 Schedule	92
The Staff	
Lincoln Riley, Head Football Coach	12
Assistant Football Coaches/Staff Bios	14
2023 Trojan Football Team	
USC Quick Facts	3
2023 Outlook	4
Veteran Player Biographies	38
Newcomer Biographies	84
Alphabetical Roster	89
Numerical Roster	91
Pronunciation Guide	93
Trojan In-Season Birthdays	93
Experience Breakdown	94
Class Breakdown	95
Geographic Breakdown	95
2022 Season Statistics	
2022 USC Scores	1
2022 USC Team, Individual Statistics	96
2022 Game-By-Game Individual Stats	98
2022 Game-By-Game Starters	99
2022 Game-By-Game Team Statistics	100
2022 Participation	102
2022 USC All-Star Honors	104
2022 Game Summaries	105
2022 Pac-12 Standings	112
2022 All-Pac-12 Teams	112
2022 Pac-12 Academic Honor Roll	112
Trojan Football History	
Records of Head Coaches	113
Annual Won-Lost Record/Team Captains	113
All-Time Records of Pac-12 Schools	114
USC vs. Pac-12 Schools	115
USC vs. Non-Conference Schools	119
All-Time USC Game Scores	125
USC Record on Home Fields	144
USC Record in California Cities	144
USC All-Time Home Record	145
USC vs. UCLA with Rose Bowl on Line	145
Dramatic Finishes	146
The Comeback	149
USC's Overtime Games	149
USC's Game-Winning Field Goals	149
USC Bowl History	150
USC Bowl Game Summaries	151
Final Top 10 Polls	163
No. 1 vs. No. 2 Matchups	168
Defeating No. 1	168
Spoilers	168
USC Football National Championships	169
USC in AP Rankings	170
USC's Best Seasons	170
Winningest Schools	170
Milestone USC Victories	170
USC's 11 National Championship Teams	171
USC's History-Shaping Games	177
All-Time USC Assistant Coaches	228
Trojan Trivia	286
Los Angeles Memorial Coliseum	291
USC's Athletic Facilities	291
Traveler, USC's Mascot	292
Tommy Trojan	292
Rivalry Trophies	293
Origin of USC's Nickname	293
Cardinal & Gold, USC's Colors	293
Trojan Marching Band	294
School Songs	294
Tommy Walker	294
Trojan Heritage	295
Honors & Award Winners	
USC's All-Americans	179
All-American Jersey Numbers	181
All-American Biographies	182
Heisman Trophy Winners	200
Outland Trophy Winners	203
Lombardi Award Winners	203
Thorpe Award Winners	204
Butkus Award Winners	204
Mackey Award Winners	204
Biletnikoff Award Winners	205
Other Trojan Honorees	205
Trojans in Rose Bowl Hall of Fame	206
Trojans in College Football Hall of Fame	207
USC All-Conference Selections	208
Annual Trojan Team Awards	210
Trojans in All-Star Games	213
Playboy Pre-Season All-Americans	214
All-Time USC Lettermen	215
Annual Statistical Leaders & USC Records	
Annual Individual Statistical Leaders	229
Annual Team Statistical Totals	235
All-Time Ind. Career Leaders, Records	241
All-Time Ind. Season Leaders, Records	243
All-Time Single Game Records	244
All-Time Long Play Records	244
All-Time Team Records	245
All-Time Opponents' Records	246
USC NCAA, Pac-12 Statistical Champs	247
Top USC Individual Performances	249
Top Opponent Performances	261
USC vs. Heisman Winners	268
The Last Time	269
Miscellaneous Statistics	
USC Annual Attendance	270
Top 20 Home Crowds	270
Top 5 Road and Neutral Site Crowds	270
USC on Television	271
USC Players in Pro Football	
Trojans in the NFL	276
All-Time Trojans in the NFL	277
Trojans in the Pro Football Hall of Fame	279
Trojans in the NFL Draft	280
Trojans in the Super Bowl	285
USC Athletics	
USC on Sports Illustrated Covers	275
USC Athletic Hall of Fame	290
USC's Athletic Heritage	305
USC's National Championships	308
Top 10 NCAA Individual/Team Champs.	308
USC's Honda Award Winners	308
USC's Top Student-Athletes	309
University Information	
The University of Southern California	310



ATHLETIC DEPARTMENT



USC Quick Facts

Location Los Angeles, Calif. 90089
University Telephone [213] 740-2311
Founded 1880
Size 235 acres
Enrollment 49,000 (21,000 undergraduates)
President Dr. Carol L. Folt
Colors Cardinal and Gold
Nickname Trojans
Band Trojan Marching Band (300-plus members)
Fight Song "Fight On"
Mascot Traveler IX
First Football Team 1888
USC's All-Time Football Record 867*-363-54 (69.6%)
Stadium Los Angeles Memorial Coliseum,
 United Airlines Field (77,500 capacity, natural grass surface)
Conference Pac-12
Athletic Director . Denise Kwok (interim executive administrator)
Head Football Coach Lincoln Riley (Texas Tech, 2006)
Record at USC 11-3
Overall College Coaching Record 66-13 (.835), 6 Years
Coach's Telephone [213] 740-4204
Offensive Formation Multiple
Defensive Formation Multiple
2022 Record 11-3 overall, 8-1 in Pac-12 Conference,
 No. 12 AP final ranking
Squadmen Returning 72 (46 lettermen)
Starters Returning 17 (6 offense, 8 defense, 3 specialists)
Squadmen Lost 43 (29 lettermen)
Director of Football Communications Katie Ryan
 [c-949-874-5475]
Official Athletic Web Site www.USCTrojans.com
**Not including 14 wins and 1 loss vacated due to NCAA penalty
 (original record: 881-364-54, 69.9%)*

Main department phone numbers, on-campus addresses with mail code extensions, e-mail address prefixes (xxx@usc.edu) and direct phone lines

*All 0-xxxx numbers are 213-740-xxxx, all 1-xxxx numbers are 213-821-xxxx
 All addresses are USC, xxx, Los Angeles, CA 90089-xxxx*

Key Numbers

ALUMNI HOUSE – 0-2300 – ALM, mc0461
ATHLETIC ADMINISTRATION – 0-3843 – HER 203A, mc0602
BOOKSTORE – 0-5200 – BKS, mc2540
EQUIPMENT ROOM – 0-7862 – HER BAS, mc0601
EVENT RESERVATIONS – 0-4164 – HER 203A, mco602
FOOTBALL – 0-4204 – JMC, mc0602
GALEN DINING CENTER – 0-0704 – HER 203A, mc0602
GAME DAY INFORMATION – (888) TROY-TIME
GROUP SALES/KIDS CORNER – 0-4170 – HER 203B, mc0602
LYON CENTER – 0-5127 – LRC, mc2500
SPORTS INFORMATION – 0-8480 – HER 103, mc0601
STUDENT-ATHLETE ACADEMIC SERVICES – 0-3801 – JMC, mc0602
TICKET OFFICE – 0-4672 (GO SC) – STU 100, mc4893
TRAINING ROOM – 0-5845 – JMC, mc0602
TROJAN ATHLETIC FUND – 0-4155 – HER 203B, mc0602
TROJAN MARCHING BAND – 0-6317 – STO B, mc1141
UNIVERSITY OPERATOR – 0-2311
WEIGHT ROOM – 0-7990 – JMC, mc0602

Mailing Addresses

Heritage Hall (HER)
 3501 Watt Way, Los Angeles, CA 90089-0602
 (W Soccer, M/W Golf, W Rowing, W Lacrosse)

John McKay Center (JMC)
 940 W. 35th St., Los Angeles, CA 90089-3211
 (Football)

Los Angeles Memorial Coliseum
 3911 Kobe Bryant Blvd., Los Angeles, CA 90037
 (Football)

Uytengsu Aquatics Center (UAC)
 1026 34th St., Los Angeles, CA 90089-2511
 (M/W Swimming and Diving, M/W Water Polo)

Dedeaux Field Building (BDF)
 1021 Childs Way, Los Angeles, CA 90089-7311
 (Baseball)

Colich Track and Field Center (CTF)
 3600 McClintock Ave., Los Angeles, CA 90089-0602
 (M/W Track and Field, W Cross Country)

Galen Center (GAP)
 3400 Kobe Bryant Blvd., Los Angeles, CA 90089-2360
 (M/W Basketball, M/W Volleyball, W Beach Volleyball)

Marks Tennis Stadium (MTS)
 1075 Childs Way, Los Angeles, CA 90089-0006
 (M/W Tennis)

Press Box/Row Numbers

Boathouse – [310] 513-9829
Coliseum – [213] 741-1341 or [213] 747-7111
Cromwell Field – 0-0078
Dedeaux Field – [213] 748-3449
Galen Center – 0-3900
Lyon Center – 0-8976
Marks Tennis Stadium – 0-3829 (men)/0-0330 (women)
North Gym – 0-7590
Uytengsu Aquatics Center – 0-7005

WWW.USCTROJANS.COM

Cover and inside photographs by Percy Anderson, Dan Avila, Robert Beck, Shelly Castellano, Katie Chin, Pierson Clair, Mike Ferrara, Figge Studios, Arnold Frankel, Patrick Gee, Rob Goldberg, Sam Haythorn, Getty Images, Kirby Lee, Long Photography, Marin Media, John McGillen, Chris McGuire, Peter Read Miller, Jonathan Moore, Kathe Osborne, Darryl Dumi, Gary Pirnat, John Pyle, Aggie Skirball, Jon SooHoo, Kevin Terrell, Jason Torres, John Tuelli, Tom Woodall, Paul Goldberg. Cover design by Jonathan Chaves.





2023 FOOTBALL OUTLOOK

Lincoln Riley arrived at USC in 2022 ready to awaken the sleeping giant. He was the catalyst for the Trojans' resurgence to the top of the college football landscape. And in his first year, he did just that. Going 11-3, Riley tied John Robinson's 1976 record for most victories by a first-year USC head coach, which also ties the Pac-12 Conference record. The 2022 Trojans equaled the biggest one-season victory turnaround (+7 victories) in USC history. USC's 1962 national champs also won 11 games after winning just 4 in 1961.

Riley also produced another Heisman Trophy winner, 2 Unanimous All-Americans, 5 First Team All-Americans, 6 broken team records and a multitude of other superlatives in his inaugural year.

The 2022 Trojans played in the Pac-12 Championship Game and almost made the College Football Playoff. While finishing the season with a tough loss in the Cotton Bowl, the expectations for 2023 team are at an all-time high.

As Coach Riley said before the 2022 season, "We didn't come here to play for second place. We came here to win championships."

Coach Riley and the Trojans are locked in on winning a national championship and bringing more hardware back to Heritage Hall this fall. And the preparation began this spring. The job's not finished.

ROSTER OVERVIEW

The Trojans return 72 players from the 2022 squad, including 46 who saw action. Six starters are back on the offensive side of the ball and eight on defense.

The returnees will be joined by an impressive recruiting class which includes 11 transfers and 10 early-enrollee freshmen, including the No. 1 high school recruit in the nation, who participated in spring ball. Ten more freshmen who will arrive in the summer complete USC's 2023 signing class.

USC also returns the entire full-time coaching staff for the 2023 season.

PLAYER DEPARTURES

The Trojan offense will be feeling the effects of losing three impactful linemen up front. **Brett Neilon** and **Andrew Vorhees**, both First Team All-Americans and four and five-year starters, respectively, were instrumental in USC's offensive success last season. Their outstanding play in the trenches allowed Caleb Williams to lead the offense to have a record-setting season. In addition to being a First-Team All-American, Vorhees was also selected to the All-Pac-12 First Team and was the offensive recipient of the Morris Trophy. Also moving on is fellow offensive lineman **Bobby Haskins**. Though just at USC for one season, Haskins made an impact on one of the top offensive lines in the nation and helped the unit to become Joe Moore Award semifinalists. Veteran lineman **Courtland Ford** was also lost to the transfer portal. The offense also lost All-Pac-12 First Teamer **Jordan Addison**. Addison, who was the 23rd pick for the 2023 NFL Draft, recorded 59 catches for 875 yards and 8 TDs as Caleb Williams' favorite receiver in 2022. Another departed Trojan is running back **Travis Dye**. Although Dye was at Troy for just one season, he immediately became the emotional leader of the team and the heartbeat of the program. An instant fan-favorite, Dye's season was cut short due to a broken ankle which ended his season prematurely in the 10th game against Colorado. Before his injury, the All-Pac-12 Second Teamer rushed for 844 yards on 145 carries, averaging 6.1 yards per carry, with 9 touchdowns. Receiver **Terrell Bynum** (16 receptions for 159 yards and 1 TD in 2022) is gone as well

RETURNING STARTERS

OFFENSE (6)

Justin Dedich, OL
Jonah Monheim, OL
Brenden Rice, WR
Tahj Washington, WR
Caleb Williams, QB
Mario Williams, WR

DEFENSE (8)

Calen Bullock, DB
Eric Gentry, ILB
Shane Lee, ILB
Jaylin Smith, DB
Stanley Ta'ufo'ou, DL
Tyrone Taleni, DL
Max Williams, DB
Ceyair Wright, DB

OTHERS WITH CAREER STARTS

Christian Rolland-Wallace, DB (37)#
Jarrett Kingston, OL (26)#
Kyon Barrs, OL (23)#
Michael Tarquin, OL (20)#
Jack Sullivan, OL (19)#
Austin Jones, RB (17)#
Bryson Shaw, DB (17)\$
Mason Cobb, ILB (13)#
Dorian Singer, WR (12)#
Solomon Byrd, RUSH (11)\$
MarShawn Lloyd, RB (8)#
Darwin Barlow, RB (5)\$
Mason Murphy, OL (5)
Jacobe Covington, DB (3)
Lake McRee, TE (3)
Romello Height, RUSH (2)
Michael Jackson III, WR (2)
Gino Quinones, OL (2)
Chris Thompson Jr., ILB (2)
Prophet Brown, DB (1)
Jude Wolfe, TE (1)
#Starts came at school other than USC
\$ Starts were at USC and another school USC

as long-time Trojan tight end **Josh Faló** (22 receptions for 276 yards and 5 TDs in his career).

Defensively, the Trojans lost **Tuli Tuipulotu**, a team captain and three-year starter on the defensive line. Tuipulotu was one of the most disruptive defensive players in the nation in 2022. He led the nation in sacks with 13.5 and was second in the nation in tackles for loss with 22.0. In 2022, he was named the Polynesian College Football Player of the Year, the Pac-12 Defensive Player of the Year, the defensive Morris Trophy winner and was a finalist for the Bronko Nagurski Trophy, the Rotary Lombardi Award, the Chuck Bednarik Award, the Ted Hendricks Award, and the Lott IMPACT Trophy. Tuipulotu was also a Unanimous First Team All-American. In his career, he recorded 116 tackles, including 32 for loss of 172 yards with 21 sacks for 148 yards. He tallied 5 pass breakups, 4 forced fumbles and 1 fumble recovery in the end zone to score a touchdown in his career. In the secondary, USC lost All-Pac-12 First Teamer **Mekhi Blackmon**. Blackmon recorded 67 tackles (fourth on the team), including 2.0 for loss of 7 yards in 2022. He led the team with 12 pass breakups and decorated his stat sheet with 3 interceptions, 1 fumble recovery and 1 forced fumble. USC also lost **Nick Figueroa**, a reliable and versatile player who knew the defense so well he was able to play multiple positions as a lineman and rush end. In his career, he recorded 71 tackles, including 17.5 for loss of 73 yards with 10 sacks for 59 yards, 2 pass breakups, 1 fumble recovery and 1 blocked kick while appearing in 42 games with 21 starts. Figueroa, a stand-out in the classroom, was named a First Team Academic All-American in 2022 and was a Second Team selection in 2021. USC also lost long-time Trojan **Brandon Pili** from the defensive line. In his 5-year career, Pili tallied 74 tackles, including 10 for loss of 32 yards with 3.5 sacks for 20 yards, 4 pass breakups, 1 forced fumble and 1 blocked kick while appearing in 52 games with 6 starts. USC also lost linebackers **Ralen Goforth** (148 tackles, including 4 for losses of 8 yards, 2 breakups, 2 fumble recoveries, 1 interception and 1 forced fumble while appearing in 40 games in his career, with 16 starts) and **Tuasivi Nomura**

(34 tackles, including 1.5 for loss of 5 yards, and 1 pass breakup while appearing in 33 games with 3 starts).

On special teams, the Trojans lost long-time kickoff man **Alex Stadthaus**. He had touchbacks on 122 of his 253 kickoffs (48.2%) and made 11 tackles in his career while appearing in 45 games.

2023 SCHEDULE

The Trojans will play seven home games in 2023, the Los Angeles Memorial Coliseum's centennial celebration. 2023 marks 100 years since the first collegiate varsity football game was played in the venue on Oct. 6, 1923 as USC defeated Pomona 23-7. Troy will welcome league opponents **Stanford, Arizona, Utah, Washington** and **UCLA** to the Coliseum along with non-conference foes **San Jose State** and **Nevada**. The Trojans' five road games will be at **Arizona State, Colorado, Notre Dame, California** and **Oregon**.

USC, which is playing a Week Zero game, has two byes: one on Sept. 16 and one in the final week of the regular season on Nov. 25. The Trojans will face nine league teams in 2023 (all but Oregon State and Washington State). USC hasn't faced Washington at home and Oregon on the road since 2015.

USC will open the 2023 slate with a Week Zero matchup against **San Jose State** on Aug. 26. This will be the sixth time USC has faced off against San Jose State, with the most recent encounter occurring in 2021, when the Trojans defeated the Spartans 30-7 in the Coliseum. USC is 5-0 all-time against San Jose State, with all of the games held at the Coliseum.



The Trojans then welcome **Nevada** to the Coliseum on Sept. 2 of Labor Day Weekend. The 2023 Trojan-Wolf Pack matchup will mark the 100th anniversary of the teams' 1923 meeting in the second-ever collegiate varsity football game played in the then-new Los Angeles Memorial Coliseum. The game was played on Oct. 13, 1923, and USC won 33-0.

The Trojans start Pac-12 play the following week against **Stanford** (with new coach Troy Taylor) on Sept. 9, USC's third-straight home game. It will be the Pac-12's first league game of the 2023 campaign.

After a bye on Sept. 16, Troy begins a nine-week stretch of games. USC visits **Arizona State** (with new coach Kenny Dillingham) on Sept. 23 for its first road test of the season, and then travels to **Colorado** (with new coach Deion Sanders) on Sept. 30. USC returns home to face **Arizona** on Oct. 7.

The Trojans take a break from conference play to travel to South Bend, Ind. to challenge **Notre Dame** on Oct. 14, and then return back to the Coliseum to take on defending Pac-12 champion **Utah** on Oct. 21.

USC visits **California** on Oct. 28 and then faces **Washington** at home on Nov. 4, the two teams' first matchup in Los Angeles since 2015.

The Trojans visit **Oregon** for the first time since 2015 on Nov. 11, and then wrap up conference play hosting crosstown rival **UCLA** on Nov. 18. USC will have a bye on Nov. 25 of Thanksgiving weekend. This is the first time since 2017 that USC has concluded the regular season with a bye.


The **Pac-12 Football Championship Game** will be on Friday, Dec. 1 in Allegiant Stadium in Las Vegas, Nev.

OFFENSE

Heisman Trophy winning quarterback **Caleb Williams** returns to lead the Trojan offense along with 5 other offensive starters: veteran offensive linemen **Justin Dedich** and **Jonah Monheim** and receivers **Brenden Rice**, **Tahj Washington** and **Mario Williams**. Others returning with starting experience in Riley's system are running back **Austin Jones**, tight end **Lake McRee**, receiver **Michael Jackson III** and offensive linemen **Mason Murphy** and **Gino Quinones**.

The 2022 Trojan offense averaged 506.6 yards to rank No. 3 in the nation, including 335.4 passing yards per game to also rank third nationally. USC protected the ball and only lost 7 turnovers to rank No. 1 in the nation, and ranked No. 2 in the nation in passes had intercepted with 5. USC ranked No. 2 in the nation in 3rd down conversion percentage at 0.536 and ranked No. 3 in the nation in first down offense (359). Ten players who caught a pass are back from last season.

The 2022 team now holds the USC record for most yards passing in a single season with 4,696 yards in 14 games, most passes attempted in a single season with 515, most touchdown passes in a single season with 43, lowest percentage of passes had intercepted with 0.97% (5 in 515 attempts), most games scoring 30+ points with 12 and most games scoring 40+ points with 10 and now ties the USC single-game record for most touchdowns on interception returns with 3 versus Rice.



CALEB WILLIAMS



MILLER MOSS

QUARTERBACKS

Defending Heisman Trophy winner **Caleb Williams**, the record-setting Unanimous First Team All-American quarterback, should again be America's top player as he returns for his second season at USC as a junior in 2023. He will attempt to be just the second player ever to win a second Heisman. Williams was also named the 2022 Walter Camp Player of the Year, AP Player of the Year and Maxwell Award winner. He was the 2022 Sporting News College Football Player of the Year, CBS Sports Player of the Year, Action Sports Player of the Year, CFPA National Performer of the Year and DC Touchdown Club Player of the Year. He was a Unanimous All-American. He was selected as the 2022 Pac-12 Offensive Player of the Year and was named to the All-Pac-12 First Team. Overall in 2022, he completed 333-of-500 passes (66.7%) for 4,537 yards and 42 TDs with just 5 INTs, plus he rushed for 382 yards and 10 TDs. He was first nationally in passing TDs (42) and points responsible for per game (22.3). He was third nationally in passing yards (4,537) and fourth nationally in passing yards per game (324.1). He was fifth nationally in passing efficiency (168.5, first in Pac-12) and total offense (351.4). He was seventh nationally in yards per pass attempt (9.1).

Also returning is redshirt sophomore backup quarterback **Miller Moss**. He saw action in 5 games (Rice, Fresno State, Arizona State, Colorado and the Pac-12 Championship versus Utah) in 2022, and went 12-of-14 (85.7%) for 159 yards and 1 TD.

Two more quarterbacks, redshirt sophomore **Jake Jensen** and sophomore **Gage Roy**, return to Lincoln Riley's room. Neither has played yet.

Joining the Trojans this spring was freshman **Malachi Nelson**, the No. 1 recruit in the nation per ESPN. The decorated quarterback from Los Alamitos (Calif.) HS was named a 2023 Under Armour All-American and a Polynesian Bowl All-Star. He also competed at the 2022 Elite 11 Finals.

Quarterbacks

Jake Jensen, R-So.
Miller Moss, R-So.
Malachi Nelson, Fr.
Gage Roy, So.
Isaac Ward, R-Jr.
Caleb Williams, Jr.

RUNNING BACKS

USC lost running back **Travis Dye**, the heartbeat of the 2022 squad. However, they have members of the backfield returning.

Redshirt senior **Austin Jones** returns as USC's most experienced back. Jones stepped in as the feature-back for Dye when he suffered a season-ending injury against Colorado. He contributed in all 14 games with 4 starts in 2022. He racked up 705 rushing yards on 135 attempts (5.2 avg) and with 5 TDs. He also had 25 receptions for 267 receiving yards (10.7 avg) with a TD.

Redshirt senior **Darwin Barlow** also returns with experience. He saw action in 9 games (all but Arizona State, Washington State, Arizona, Cal and Tulane) as a redshirt junior in 2022. He rushed for a total of 96 yards on 16 carries (avg 6.0) and 3 TDs. He also had 3 receptions for 34 yards (11.3 avg).

Redshirt junior **Matt Colombo**, who has yet to see action, also returns to the Trojan squad.

From the transfer portal, Riley picked up **MarShawn Lloyd** from South Carolina. The redshirt junior was South Carolina's rushing leader as a redshirt sophomore running back in 2022. In his 3-year career at South Carolina (2020-22) while appearing in 21 games (with 8 starts), he ran for 801 yards on 175 carries (4.6 avg) with 10 TDs and caught 21 passes for 220 yards (10.5 avg) with 2 TDs.

Two freshmen, **Quinten Joyner** and **A'Marion Peterson**, enrolled at USC this spring. Joyner was selected to compete at the 2023 All-American Bowl and the Polynesian Bowl. Joyner was named to the 2022 All District 25-6A First Team after he rushed for 1,794 yards on 196 carries

2023 SEASON OUTLOOK



AUSTIN JONES



RALEEK BROWN

(9.2 avg.) for 25 TDs and caught 5 passes for 73 yards while playing running back for Manor (Texas) HS. Joyner had 2 kickoff returns for 44 yards (22.0 avg) with a long of 24. Peterson was named the 2022 All-District 3-4A Division II MVP as a senior running back at Hirschi HS in Wichita Falls, Texas. He rushed for 330 yards on 24 carries (13.8 avg.) with 6 TDs and caught 3 passes for 54 yards, helping Hirschi go 9-3 overall and place first in its district.

Running Backs

Darwin Barlow, R-Sr.
Matt Colombo, R-Jr.
Austin Jones, R-Sr.
Quinten Joyner, Fr.
MarShawn Lloyd, R-Jr.
A'Marion Peterson, Fr.

WIDE RECEIVERS

Once again, Riley's wide receiver room is not lacking in depth. Although they lost 2022 All-Pac-12 First Teamer **Jordan Addison** (the 2021 Biletnikoff winner), returning are experienced wide outs in red-shirt senior **Tahj Washington**, senior **Brenden Rice** and junior **Mario Williams**.

In 2022, while appearing in all 14 games with 11 starts, Washington had 50 receptions for 785 yards (15.7 avg) and scored 6 TDs. He also was a vital member of the Trojan special teams. He was named an All-Pac-12 Honorable Mention.

Rice competed in all 14 games with 12 starts in his first season with the Trojans in 2022. He recorded 39 catches (fourth for USC) for 611 yards (15.7 avg) with 4 TDs. Rice also recorded 3 kickoff returns for 49 yards (16.3 avg).

Williams saw action in 12 games with 9 starts during his first season with the Trojans in 2022. He caught 40 passes (3rd for USC) for 631 yards (15.8 avg) with 5 TDs (third for USC). Williams also fielded 2 kick-offs for 7 yards.




DARWIN BARLOW



DORIAN SINGER



BRENDEN RICE



MICHAEL JACKSON III

Junior **Michael Jackson III** (17 receptions for 236 yards, 13.9 avg, with 4 TDs in 2022) and redshirt sophomore **Kyron Hudson** (15 receptions for 152 yards, 10.1 avg, with 3 TDs in 2022) return for the Trojans.

In his freshman debut, **Raleek Brown**, who now joins the wide receiver room, contributed in all 14 games in 2022 as a running back. He rushed for 227 yards on 42 carries (5.4 avg) with 3 TDs, caught 16 passes for 175 yards (10.9 avg) with 3 TDs and had 24 kickoff returns for a total of 517 yards (21.5 avg) with a long of 40 yards to finish the season ranked No. 22 in the nation for combined kick returns.

Four receivers who have yet to play at USC—senior **Corey Nerhus**, red-shirt juniors **Danny Ryan** and **Ty Shamblin** and redshirt sophomore **Josiah Zamora**—will also be available for the Trojans.

USC picked up Arizona transfer **Dorian Singer**, a junior, at the semester. He appeared in all 12 games with 11 starts in his sophomore season with the Wildcats. He had a breakout year in yards and receptions, marking his first 1,000-yard-plus season and earning AP All-Pac-12 First Team and All-Pac-12 Second Team honors. He finished the season with a career-high 1,105 yards on a career-high 66 receptions, and 6 TDs and recorded four 100-plus yard games. He was named to the 2022 Biletnikoff Award Midseason Watch List.

Also joining the wide receiver corps are freshmen **Zachariah Branch** and **Makai Lemon**, who enrolled in the spring.

Branch, the younger brother of USC safety Zion Branch, tallied 753 yards on 45 receptions with 11 TDs and recorded 5 punt returns for 90 yards (18.0 avg.) as a senior wide receiver at Bishop Gorman HS in Las Vegas (Nev.). He competed in the 2023 Under Armour All-American Game where he was a team captain. He was also chosen to play in the 2023 Polynesian Bowl. He was named to the 2022 Nevada Preps All-Southern Nevada First Team after helping the Gaels win the Class 5A state title.

Lemon was named a 2023 Under Armour All-American and was selected to compete in the Polynesian Bowl. Lemon was also a Polynesian High School Player of the Year finalist. He made the 2022 All-CIF Division I Team, MaxPreps All-America First Team, MaxPreps California All-State First Team and Los Angeles Times All-Star Team as a senior wide receiver at Los Alamitos (Calif.) HS, catching passes from fellow Trojan freshman Malachi Nelson. He caught 69 passes for 1,044 yards (15.1 avg.) and 12 touchdowns to help Los Alamitos place first in the Sunset League and reach the CIF Southern Section Division 1 semifinals. On special teams, he recorded 8 kickoff returns for 267 yards (33.4 avg.).

Freshmen **Ja'Kobi Lane**, **Jaden Moore**, and **Duce Robinson** joined the squad in the summer for camp.

Lane made 2023 PrepStar All-Western Region after he caught 65 passes for 823 yards (12.7 avg) and 11 TDs and rushed for 38 yards on 15 carries (2.5 avg) to help Red Mountain HS in Mesa (Ariz.) reach the 6A semifinals. He also went 2-for-3 in passing for 96 yards for 2 TDs. Lane was selected to the 2022 12Sports All-Fever Team and All-6A East Valley All-Region First Team and won the National Football Foundation Arizona Chapter J.D. Hill Wide Receiver of the Year Award and the All-6A





MARIO WILLIAMS



TAHJ WASHINGTON

East Valley All-Region Co-Offensive Player of the Year Award. He also was named the 2022 Elite 11 All-Tourney wide receiver MVP.

Moore prepped at the Bishops School in La Jolla (Calif.) where he helped the Knights to the 2022 Coastal League Championship as a senior and was named to the All-League Defense First Team.

Robinson was a 2022 MaxPreps First Team All-American after he had 84 receptions for 1,614 yards (19.2 avg) and 14 TDs as a senior. Robinson was selected to the 2023 Under Armour All-American Game and the Polynesian Bowl. The 6-6, 225 pound tight end was named the 2022 6A Northeast Valley Region Offensive Player of Year. On special teams, he fielded punts and tallied 16 for 155 yards (9.7 avg.). He also made the 2022 Elite 11 7on7 All-Tournament Team. According to 247Sports Composite, Robinson was the No. 1 ranked tight end in the nation, the No. 1 player in the state of Arizona and the No. 17 recruit in the nation.

Robinson is a two-sport standout and is a highly-touted baseball recruit as well. As an outfielder, he competed in the 2022 Baseball Factory All-America Game and the Area Code Games. Robinson is the third athlete ever to be named "Under Armour All-American" in both baseball and football (joining Kyler Murray and AJ Brown).

Wide Receivers

- Zachariah Branch, Fr.
- Raleek Brown, So.
- Kyron Hudson, R-So.
- Michael Jackson III, Jr.
- Ja’Kobi Lane, Fr.
- Makai Lemon, Fr.
- Jaden Moore, Fr.
- Corey Nerhus, Sr.
- Brenden Rice, Sr.
- Duce Robinson, Fr.
- Danny Ryan, R-Jr.
- Ty Shamblyn, R-Jr.
- Dorian Singer, Jr.
- Tahj Washington, R-Sr.
- Mario Williams, Jr.
- Josiah Zamora, R-So.



KYRON HUDSON



LAKE MCREE

TIGHT ENDS

Although the tight end room is one of USC’s smaller position groups, it is not lacking in experience. Redshirt sophomore **Lake McRee** and redshirt senior **Jude Wolfe** have both seen action for the Trojans.

McRee saw action in 13 games with 2 starts as a redshirt freshman in 2022. He caught 10 passes for 106 yards (10.6 avg) and scored 2 TDs. Wolfe appeared in 3 games on special teams after returning from a summer injury as a redshirt junior in 2022.

Untested **Luke Otte** and **Carson Tabaracci** move over from the defensive side of the ball to compete at tight end as a sophomore and redshirt freshman, respectively, in 2023.

Freshman **Kade Eldridge** (2023 PrepStar All-Western Region, 2022 1A NWC All-Conference Defensive MVP and All-State representative from Lynden Christian HS in Lynden, Wash.) and transfer **CJ Woods** from Cal Poly joined the team this summer. Fellow 2023 signee **Walker Lyons** will enroll in the fall of 2024 as he will be leaving to serve a Mormon mission in Norway in 2023.

Tight Ends

Kade Eldridge, Fr.
Lake McRee, R-So.
Luke Otte, So.
Carson Tabaracci, R-Fr.
Jude Wolfe, R-Sr.
CJ Woods, R-Jr.

OFFENSIVE LINEMEN

The USC offensive line unit was a Joe Moore Award Semifinalist in 2022 and will return 5 Trojans who started at various points of the season. All-American First Teamers **Brett Neilon** and **Andrew Vorhees**, as well as impact player **Bobby Haskins**, will be missing from the Trojans trenches on the offense this fall.

Justin Dedich, USC’s most experienced lineman who has seen action at a multitude of positions, returns for his final season as a redshirt senior at center. In 2022, he started 10 games at right guard, 2 games at left guard and 1 game at center, filling in for the starter, Brett Neilon, after he suffered a season ending injury. He was named to the Pro Football Focus All-American Third Team and was All-Pac-12 Honorable Mention.

Redshirt junior **Jonah Monheim** started all 14 games on the offensive line in 2022. He started 11 times at right tackle and 3 times at right guard. He was named All-Pac-12 Honorable Mention. Redshirt sophomore **Mason Murphy** saw action in all 14 games, starting in 5 in 2022 at tackle. Redshirt senior **Gino Quinones** saw action in all 14 games, with 2 starts in 2022. He started once at right guard and once at left guard.

Other offensive linemen returning are redshirt senior **Cooper Lovelace**, senior **Grant Tucker**, redshirt juniors **Andres Dewerk** and **Andrew Milek** and sophomore **Kilian O’Connor**.

Two experienced transfers will join the offensive line unit. Redshirt seniors **Jarrett Kingston** (from Washington State) and **Michael Tarquin** (from Florida) enrolled at USC this spring.

In his 5-year career at Washington State (2018-22), Kingston appeared in 37 games on the offensive line with 26 starts (16 starts at left guard and 10 starts at left tackle). Last season, he was named to 2022 All-Pac-12 Conference Honorable Mention.

In his 4-year career at Florida (2019-22), Tarquin appeared in 34 games on the offensive line with 20 starts (10 starts each at left guard and left tackle).


Freshman **Elijah Paige** joined the squad in the spring. He made the 2022 Arizona 6A Northeast Valley All-Region list as a senior offensive lineman at Pinnacle HS in Phoenix [Ariz.]. He was one of four player-elected captains for the 2022 Pinnacle squad.



2023 SEASON OUTLOOK



JUSTIN DEDICH



JONAH MONHEIM

During the summer, the Trojans landed redshirt junior, **Emmanuel Pregon**, a Wyoming transfer. After not appearing in any games in 2020 and redshirting in 2021, he moved into the starting lineup at right guard for the Cowboys as a redshirt sophomore in 2022. He graded out as the No. 3 guard in the Mountain West according to PFF and earned Freshman All-America recognition. He started all 11 games he played in and only allowed two sacks.

Freshmen **Micah Banuelos** (2023 Under Armour All-American and 2022 Washington 4A NPSL Offensive Lineman of the Year from Kennedy Catholic HS in Burien, Wash.), **Alani Noa** (2023 PrepStar All-Western Region and 2022 MaxPreps All Sac-Joaquin Section First Team from Grant Union HS in Sacramento, Calif.), **Tobias Raymond** (2023 PrepStar All-Western Region and 2022 All-Channel League Offensive Lineman of the Year from Ventura HS in Ventura, Calif.), **Jack Susnjar** (2022 Cal Hi Sports All-State Team from Loyola HS in Los Angeles, Calif.), and **Amos Talalele** (2023 Polynesian Bowl All-Star and 2021-22 Santa Clara Valley Athletic League First Team from Santa Clara HS in Santa Clara, Calif.) joined the team in the summer for camp.

Offensive Linemen

Micah Banuelos, Fr.
Justin Dedich, R-Sr.
Andres Dewerk, R-Jr.
Jarrett Kingston, R-Sr.
Cooper Lovelace, R-Sr.
Andrew Milek, R-Jr.
Jonah Monheim, R-Jr.
Mason Murphy, R-So.
Alani Noa, Fr.
Kilian O'Connor, So.
Elijah Paige, Fr.
Emmanuel Pregon, R-Jr.
Gino Quinones, R-Sr.
Tobias Raymond, Fr.
Jack Susnjar, Fr.
Amos Talalele, Fr.
Michael Tarquin, R-Sr.
Grant Tucker, Sr.

DEFENSE

Although the Trojans' defense is losing its leader in Unanimous All-American **Tuli Tuipulotu**, there are many familiar faces returning. First Team All-American defensive back **Calen Bullock** returns among seven other starters including inside linebackers **Shane Lee** and **Eric Gentry**, defensive linemen **Stanley Ta'ufu'ou** and **Tyrone Taleni** and defensive backs **Jaylin Smith**, **Max Williams** and **Ceyair Wright**. Others returning with starting experience in defensive coordinator Alex Grinch's system are defensive backs **Bryson Shaw** and **Jacobe Covington** and rush ends **Solomon Byrd** and **Romello Height**.

In 2022, USC led the nation in turnover margin (1.6). This was quite an improvement from 2021 when the Trojans were ranked No. 74 in

the nation in the same category (-0.1). The turnover battle was a major focus for the Trojans as they ranked No. 3 in the nation with 19 passes intercepted by 11 different players. USC ranked No. 5 in the nation in turnovers gained with 29.

DEFENSIVE LINEMEN

The Trojan defensive line will be feeling the loss of Tuipulotu, but will have veteran leadership as well as a mix of new faces.

USC's most experienced returning members of the defensive line are redshirt senior **Tyrone Taleni** (30 tackles, including 7.5 for loss with 7 sacks, 3 QB hurries and 1 forced fumble while appearing in 22 career games with 9 starts) and **Stanley Ta'ufu'ou** (46 tackles, including 7.0 for a loss (with 1 sack), 2 fumble recoveries and 2 QB hurries in his career while appearing in 31 games with 25 starts).

Junior **Korey Foreman** (24 tackles, including 4.5 for loss with 2.5 sacks and 1 INT while appearing in 23 career games) returns looking to make an impact as an upperclassman.

Redshirt senior **Solomon Tuliaupupu**, who has been plagued by foot and knee injuries throughout his career, saw his first action in 2022 and recorded 10 tackles, including 3 for loss (with 2.5 sacks) and 1 QB hurry while appearing in all 14 games.

Other returning members who hope to compete for time in the trenches are redshirt seniors **Sinjun Astani** and **De'jon Benton** (20 tackles, including 1.5 for losses).

Two more defensive linemen return have yet to decorate their stat sheet: redshirt junior **Kobe Pepe** (3 game appearances), and redshirt freshman **Devan Thompkins** (1 game appearance).


Bolstering the defensive line unit are three transfer linemen: redshirt seniors **Kyon Barrs** and **Jack Sullivan** and sophomore **Anthony Lucas**. Transferring from Arizona, Barrs recorded 102 tackles, including 12.5 for losses (with 5 sacks) while appearing in 38 games with 23 starts during his 4-year career as a Wildcat. In 2021, he made the All-Pac-12 Second Team. Sullivan arrives at Troy from Purdue, where he tallied 85 tackles, including 13.5 for losses (with 9.0 sacks), 7 pass deflections and 1 forced fumble while appearing in 46 games with 19 starts during his 5-year career. Lucas saw action in 7 games during his freshman season at Texas A&M collecting 7 tackles with 1 for loss.

Over the summer, the Trojans made noise throughout the college football world when they signed the No. 1 player in the transfer portal, **Bear Alexander**. The sophomore defensive lineman from Georgia saw action in 12 of 15 games and recorded 9 total stops, including 2 sacks, and 13 QB hurries. He had 2 tackles for loss and a sack in Georgia's 65-7 win over TCU in the National Championship Game.

Freshmen **Elijah Hughes** (2022 6D Regional Defensive Player of the Year and Liberty District Defensive Player of the Year from Washington-Liberty HS in Arlington, Va.) and **Deijon Laffitte** (2023 PrepStar All-Western Region from Colony HS in Ontario, Calif.) also enrolled at USC in the summer.



KOREY FOREMAN



SOLOMON BYRD



Defensive Linemen

Bear Alexander, So.
 Sinjun Astani, R-Sr.
 Kyon Barrs, R-Sr.
 De'jon Benton, R-Sr.
 Korey Foreman, Jr.
 Elijah Hughes, Fr.
 Deijon Laffitte, Fr.
 Anthony Lucas, So.
 Kobe Pepe, R-Jr.
 Jack Sullivan, R-Sr.
 Tyrone Taleni, R-Sr.
 Stanley Ta'ufo'ou, R-Sr.
 Devan Thompkins, R-Fr.
 Solomon Tuliaupupu, R-Sr.

RUSH ENDS

After losing the steady presence of **Nick Figueroa**, a utility man who could play both as a lineman and a rush end, USC will look to fill this position.

Redshirt senior **Solomon Byrd** (115 career tackles, including 20 for losses with 14 sacks, 3 forced fumbles, 2 fumble recoveries and 2 pass breakups and 1 QB hurry while appearing in 37 games with 11 starts), who moved to rush end midseason in 2022, returns for his final season.

Redshirt junior **Romello Height** (18 career tackles, including 3 for losses, while appearing in 12 games with 2 starts) returns from an injury that cut his 2022 season short.

Untested sophomore **Garrett Pomerantz** will also be available.

A transfer rush end joined the squad this spring in redshirt senior **Jamil Muhammad** from Georgia Southern. In his 3-year career at Georgia Southern (2020-22), Muhammad had 70 tackles, including 11.0 for losses (with 7.5 sacks), 1 interception, 4 pass deflections, 3 forced fumbles and 1 forced fumble while appearing in 34 games with 10 starts.

Also joining the Trojans this spring was early enrollee freshman **Sam Greene**. He helped St. Frances Academy in Baltimore (Md.) earn the No. 1 ranking in the final 2022 state MaxPreps Top 25 as a senior.

Freshmen **DJ Peevy** (2023 PrepStar All-Western Region from Lincoln HS in San Diego, Calif.) and **Braylan Shelby** (Texas First Team 10-5A-1 All-District from Friendswood HS in Friendswood, Texas) joined the team in the summer.

Rush Ends

Solomon Byrd, R-Sr.
 Sam Greene, Fr.
 Romello Height, R-Jr.
 Jamil Muhammad, R-Sr.
 DJ Peevy, Fr.
 Garrett Pomerantz, So.
 Braylan Shelby, Fr.

INSIDE LINEBACKERS

The inside linebackers return some of the Trojans' most productive defenders, while adding some fresh talent to the room.

USC captain, **Shane Lee**, a redshirt senior, returns to lead the defense. In his 4-year career (3 years at Alabama and 1 year at USC), he has made 174 tackles, including 15.5 for losses (with 9.5 sacks), plus 3 interceptions (1 of which he ran back for a TD), 3 forced fumbles, 2 pass deflections, a fumble recovery and a QB hurry while appearing in 42 games (with 25 starts). He was selected as All-Pac-12 Honorable Mention in 2022.

Junior **Eric Gentry**, another 2022 standout, is back ready to contribute for USC. He has recorded 116 career tackles, including 9 for loss (with 3 sacks), 5 pass breakups, 3 QB hurries, 2 forced fumbles and 1 INT while appearing in 23 games with 12 starts.

Two more returning linebackers with experience are junior **Raesjon Davis** (8 career tackles) and senior **Chris Thompson Jr.** (20 career tackles, including 1 for a loss of 1 yard).

Also battling for action will be junior **Theo Bravos**, sophomore **Roman Marchetti** and redshirt freshman **Garrison Madden**.

Senior **Mason Cobb** from Oklahoma State transferred to Troy in the spring. Cobb recorded 106 tackles, including 16.0 for losses (with 3 sacks), 1 interception, 1 pass deflection and 1 forced fumble while appearing in 31 games with 13 starts in his 3-year career at Oklahoma State (2020-22). In 2022, he was named to the All-Big-12 Second Team.

The highly recruited **Tackett Curtis** enrolled at USC this spring. He was the 2022 MaxPreps Louisiana High School Player of the Year and won the State Championship game MVP as a senior linebacker. He led Many (La.) HS to the Louisiana 2A state championship. Curtis recorded 112 total tackles, 16 for loss, 6 sacks and 3 interceptions in his final season at Many. He was a finalist for the high school Butkus Award which recognizes the top linebacker in the nation. He was named the 2022 2a-3 Defensive MVP and earned placement on the 2022 2a-3 All-District Team. He also made the 2022 MaxPreps All-America First Team.

The Trojans also added transfer **Deuce Palmer**, a redshirt senior, from SMU.

Inside Linebackers

Theo Bravos, Jr.
 Mason Cobb, Sr.
 Tackett Curtis, Fr.
 Raesjon Davis, Jr.
 Eric Gentry, Jr.
 Shane Lee, R-Sr.
 Garrison Madden, R-Fr.
 Roman Marchetti, So.
 Deuce Palmer, R-Sr.
 Chris Thompson Jr., Sr.

DEFENSIVE BACKS

Junior **Calen Bullock**, a First Team All-American, will lead the Trojan secondary in 2023. He started all 14 games and led the team in interceptions with 5 (ranked 11th in the nation). He also tallied 48 tackles (sixth on the team) and 5 pass breakups (tied for second on the team). He was named to the All-Pac-12 Second Team. In his 3-year career, he has 87 tackles, 7 interceptions (running 1 back for a TD) and 8 pass breakups while appearing in 26 games with 14 starts.

Redshirt senior **Bryson Shaw** was a standout for the Trojans in 2022, recording 50 tackles (fifth on the team), including 1 for loss, plus 4 pass breakups, 1 interception and 1 fumble recovery while appearing in all 14 games and starting 5 times. In his 4-year collegiate career (3 years at Ohio State, 1 year at USC), he has 112 tackles (including 1.5 for loss), 8 pass breakups, 2 interceptions, 2 fumble recoveries while appearing in 35 games (with 17 starts).



SHANE LEE



ERIC GENTRY



2023 SEASON OUTLOOK

Redshirt senior **Max Williams**, who returned to the field in 2022 after recovering from an injury, tied for the team lead in tackles with 79 and in forced fumbles with 2 in 2022. He was named All-Pac-12 Honorable Mention. In his career, he has 107 tackles, including 5.5 for losses of 9 yards (with 1.5 sacks for minus 6 yards), plus 7 pass breakups, 3 forced fumbles and 2 interceptions. He has appeared in 24 games, starting 18 times.

Junior **Jaylin Smith** and redshirt sophomore **Ceyair Wright** both had strong performances in 2022 and will return to contribute in 2023. Smith has 48 tackles in his career, including 3 for loss (with 1 sack), 2 pass breakups, an interception, and a forced fumble while appearing in 21 games with 10 starts. Wright has tallied 30 tackles, 1 interception and 2 pass breakups while appearing in 16 career games (with 11 starts).

Also with starting experience is redshirt junior **Jacobe Covington** (19 tackles and 4 pass breakups in 2022) who will look to contribute this season.

Also competing for playing time will be redshirt sophomores **Anthony Beavers Jr.** (12 tackles, including 1.5 for losses in 2022), **Prophet Brown** (12 career tackles) and **Xamarion Gordon** (10 career tackles and 1 interception) and sophomores **Domani Jackson** (2 tackles and 1 pass breakup) and **Fabian Ross** (2 game appearances).

Redshirt freshman **Zion Branch** is coming back from injury this season and eager to compete.

Others in the mix are an untested trio: redshirt senior **Vincent Ragsdale**, redshirt junior **L Simpson**, and redshirt sophomore **Daniel Jimenez-Fulton**.

Redshirt senior transfer **Christian Rolland-Wallace** joined the Trojans in the secondary this spring. In his 4-year career at Arizona (2019-22), he had 169 tackles, including 3.5 for loss (with 1.5 sacks), 2 interceptions, 18 pass deflections and 2 forced fumbles in 41 games with 37 starts.

Freshmen **Maliki Crawford** and **Christian Pierce** both enrolled early to join the Trojans for spring ball. Crawford was named to the 2022 All-CIF Division 4 Team, VC Star All-Channel League First Team and the VC Star 1st Team All-County as a cornerback at Pacifica HS in Oxnard, (Calif.). Crawford has experience playing in all three facets of the game. He also competed at the 2023 Polynesian Bowl. Pierce was named to 2022 All-Baseline League and selected as the League Defensive MVP as a safety at Rancho Cucamonga (Calif.) HS.

USC also added redshirt freshman transfer **Tre'Quon Fegans** from Alabama.

Defensive Backs

Anthony Beavers Jr., R-So.
Zion Branch, R-Fr.
Prophet Brown, R-So.
Calen Bullock, Jr.
Maliki Crawford, Fr.
Jacobe Covington, R-Jr.
Tre'Quon Fegans, R-Fr.
Xamarion Gordon, R-So.
Domani Jackson, So.
Daniel Jimenez-Fulton, R-So.
Christian Pierce, Fr.
Vincent Ragsdale, R-Sr.
Christian Rolland-Wallace, R-Sr.
Fabian Ross, So.
Bryson Shaw, R-Sr.
L Simpson, R-Jr.
Jaylin Smith, Jr.
Max Williams, R-Sr.
Ceyair Wright, R-So.

SPECIAL TEAMS

The Trojan special teams unit is returning most of its members and adding a transfer kicker/punter to bolster the competition.

USC only punted the ball 32 times last season. Sophomore running back **Raleek Brown** was a bright spot for the Trojan special teams unit as he was in the Top 25 in the nation in combined kick returns.

PUNTERS

Aadyn Sleep-Dalton, who enrolled in USC in 2022 after arriving in the U.S. from Australia, was USC's punter as a junior in 2022. He averaged 40.3 yards on his 30 punts in 2022, of which 8 pinned opponents within the 20. He also had a tackle and appeared in 12 games.

In 2022, USC fans also learned that Heisman-winning quarterback **Caaleb Williams** can punt. He recorded 2 punts against Notre Dame where he averaged 42.0 yards with a long of 58 yards.

Also available are three untested punters: redshirt senior **Will Rose**, redshirt junior **Michael McAllister** and junior **Garth White**. None has seen game action as a punter.

In the spring, junior transfer **Eddie Czaplicki** joined the Trojan squad from Arizona State. In his 2-year career as a Sun Devil (2021-22), he handled punting and kickoffs duties. He has recorded 95 punts for 4,253 yards (44.8 avg.), with a long of 75 yards and 29 going 50 yards or more. He has touchbacks on 29 of his 56 kickoffs (51.8%).

PLACEKICKERS

Redshirt sophomore **Denis Lynch**, who handled kicking duties for the Trojans in 2022, returns this season. Lynch accumulated 119 total points (ranked 10th in the nation for total points scored) going 74-of-74 on extra points and 15-of-22 (68.1%) on field goals in 2022. His season long came against UCLA when he nailed a 49-yard field goal at the end of the first half. Lynch was perfect on field goals from 40-49 yards, going 8-8. He also had 2 kickoffs last season, totaling 101 yards.

Competing with him for the starting job will be Czaplicki, White and freshman addition **Tyler Robles** from La Costa Canyon HS in Carlsbad, (Calif.).

SNAPPERS

Redshirt senior **Jac Casasante** returns as USC's starting long snapper after filling that role in 2022. Senior **Daniel Meunier** and redshirt junior **Nathan Weneta** are also available.

HOLDERS

Redshirt senior **Will Rose** returns to his role as the Trojan holder in 2023.



CALEN BULLOCK



BRYSON SHAW

PUNT RETURNERS

Junior **Michael Jackson III** is the only returning Trojan who handled punt return duties. He tallied 70 yards on 11 returns (6.4 avg) with a long of 17 yards.

Junior **Dorian Singer** has punt return experience from his time at Arizona and freshman **Zachariah Branch** returned punts in high school.

KICKOFF RETURNERS

Four returning Trojans shared kickoff return duties in 2022. Sophomore **Raleek Brown** had 24 returns for 517 yards (21.5 avg) with a long of 40 yards to finish the season ranked No. 22 in the nation for combined kick returns.

Senior **Brenden Rice** also handled kick returns. He recorded 3 returns for 49 yards (16.3 avg) with a long of 18 yards. Redshirt senior **Tahj Washington** had 3 kickoff returns for 75 yards (25.0 avg). Junior **Mario Williams** fielded 2 kickoff returns for a total of 7 yards.

Three early enrollee freshmen have experience from high school fielding kickoff returns: **Zachariah Branch**, **Quinten Joyner** and **Makai Lemon**.

Specialists

Jac Casasante, R-Sr. - SNP
 Eddie Czaplicki, Jr. - PK-P
 Denis Lynch, R-So. - PK
 Michael McAllister, R-Jr. - P
 Daniel Meunier, Sr. - SNP
 Tyler Robles, Fr. - PK
 Will Rose, R-Sr. - HLD
 Aady Sleep-Dalton, Sr. - P
 Nathan Weneta, R-Jr. - SNP
 Garth White, Jr. - PK-P

LINCOLN RILEY

3 HEISMAN TROPHY WINNERS COACHED • 3 CFP APPEARANCES
4 BIG 12 CHAMPIONSHIPS • 2018 BIG 12 COACH OF THE YEAR



Coaching History

EXPERIENCE: 20 YEARS
HEAD COACH RECORD: 66-13
17 Bowl Appearances

2022: USC, Head Coach
2021: Oklahoma, Head Coach
2020: Oklahoma, Head Coach
2019: Oklahoma, Head Coach
2018: Oklahoma, Head Coach
2017: Oklahoma, Head Coach
2016: Oklahoma, Offensive Coord. / QB Coach
2015: Oklahoma, Offensive Coord. / QB Coach
2014: East Carolina, Assistant H.C. / Offensive Coord / QB Coach
2013: East Carolina, Offensive Coord / QB Coach
2012: East Carolina, Offensive Coord / QB Coach
2011: East Carolina, Offensive Coord / QB Coach
2010: East Carolina, Offensive Coord / QB Coach
2009: Texas Tech, Interior WR Coach
2008: Texas Tech, Interior WR Coach
2007: Texas Tech, WR Coach
2006: Texas Tech, Graduate Assistant Coach
2005: Texas Tech, Student Assistant Coach
2004: Texas Tech, Student Assistant Coach
2003: Texas, Tech, Student Assistant Coach

Lincoln Riley is one of the nation's most successful coaches. In fact, he has had more success before the age of 40 than any other head coach in college football history. Lincoln Riley has been a head coach for 6 seasons and has developed 3 of the last 6 Heisman Trophy winners, all of whom are quarterbacks. Riley is also the only head coach to coach 3 Heisman winning quarterbacks. From coaching 3 Heisman Trophy winners, to having an 84 percent winning record, to appearing in 3 College Football Playoffs, Lincoln Riley's coaching achievements set a standard of excellence.

And didn't take long for Riley to implement that standard at USC. In his first season as USC's head coach in 2022, the 39-year-old led the Trojans to have equaled the biggest one-season victory turnaround (+7 victories) in USC history (USC's 1962 national champs won 11 games after winning just 4 in 1961). Last season, Troy won 4 games and in 2022, it had 11 victories. Riley tied the record for most victories by a first-year head coach (tied with John Robinson in 1976. This also ties the Pac-12 record). Riley's Trojans went 11-3 in 2022 to bring USC back to the top of the college football landscape. USC went undefeated in the Coliseum (7-0), doing so for the first time since 2017. Riley guided the Trojans to a Pac-12 Championship appearance and to a Cotton Bowl appearance. In Riley's electric offense, USC scored 579 points in 2022 compared to just 344 points scored in 2021. The Trojans finished the season nationally ranked No. 1 in turnover margin (1.57), No. 1 in turnovers lost (7), No. 1 in fumbles lost (2), No. 2 in 3rd down conversion percentage (0.536), No. 2 in passes had intercepted (5), No. 3 in first downs offense (359), No. 3 in passes intercepted (19), No. 3 in passing offense (335.4), No. 3 in scoring offense (41.4), No. 3 in team passing efficiency (169.20), No. 3 in total offense (506.6) and No. 5 in turnovers gained (29).

Riley's 2022 Trojans broke six USC records. The 2022 team now holds the USC record for most yards passing in a single season (4,696 yards in 14 games), most passes attempted in a single season (515), most touchdown passes in a single season (43), lowest percentage of passes had intercepted (0.97%, 5 in 515 attempts), most games scoring 30+ points (12) and most games scoring 40+ points (10). They also tie the USC single-game record for most touchdowns on interception returns (3 vs. Rice).

Under Riley's tutelage in 2022, quarterback Caleb Williams was named the 88th recipient of the Heisman Trophy. In addition to winning college football's most prestigious award, Williams also was named the 2022 Walter Camp Player of the Year, the 2022 AP Player of the Year, the 2022 Maxwell Award winner, the 2022 Sporting News College Football Player of the Year, the 2022 CBS Sports Player of the Year, the 2022 Action Sports

Player of the Year, the 2022 CFPA National Performer of the Year and the 2022 Pac-12 Offensive Player of the Year. Defensive lineman Tuli Tuipulotu was the Polynesian College Football Player of the Year, the Pac-12 Defensive Player of the Year, the defensive Morris Trophy winner and was a finalist for the Bronko Nagurski Trophy, the Rotary Lombardi Award, the Chuck Bednarik Award, the Ted Hendricks Award, and the Lott IMPACT Trophy. Both Tuipulotu and Williams were Unanimous First Team All-Americans, USC's first since 2012. Offensive linemen Brett Neilon and Andrew Vorhees and defensive back Calen Bullock were also named First Team All-Americans. Riley's 5 First Team All-Americans were the most in a single season since 2007 when USC also had 5 first teamers. Jordan Addison, Mekhi Blackmon, Tuli Tuipulotu, Andrew Vorhees, Caleb Williams were all selected to the All-Pac-12 First Team, and Vorhees was the offensive recipient of the Morris Trophy. Riley was a finalist for the 2022 Eddie Robinson Coach of the Year Award. He threw out the first pitch at a Dodgers game in May of 2022.

Riley was hired by USC on Nov. 28, 2021. He arrived after serving as the head coach at Oklahoma, winning 85 percent of his games in five seasons there and led the Sooners to four Big 12 titles and four New Year's Six bowls with three College Football Playoff appearances.

Riley posted a 55-10 overall record in his five years (2017-21) at Oklahoma for an impressive .846 winning percentage. His Sooners were 37-7 (.841) in league play and won Big 12 championships in his first four years there as he became the first person to win outright Football Bowl Subdivision conference crowns in each of his first four seasons as a collegiate head coach. He set Oklahoma records for most victories in his first two (24), three (36) and four (45) seasons, breaking marks held by Barry Switzer and Bob Stoops.

After serving as the offensive coordinator and quarterbacks coach for two of the most prolific offenses in OU's history, Riley took over as the Sooners' head coach in 2017 when Stoops retired. He was the youngest FBS head coach (33) at the time of his hiring. He also coached the OU quarterbacks and called the offensive plays while serving as head coach, running a balanced offensive attack.

Riley led his initial Oklahoma squad to a 12-2 overall record in 2017, becoming just the fifth FBS coach with no previous head coaching experience at a four-year college to win at least 12 games in his debut season. The Sooners won the Big 12 title by going 8-1, played in the CFP semifinal in the Rose Bowl and finished third in the final AP poll. Quarterback Baker Mayfield won the Heisman Trophy that season, along with the Maxwell, Davey O'Brien, Manning, Walter Camp Player of the Year and AP Player of the Year Awards, and was the No. 1 pick of the 2018 NFL Draft. Tight end Mark Andrews won the 2017 Mackey Award.



Oklahoma was again 12-2 overall and 8-1 while winning the Big 12 championships in 2018 and 2019. He was the Big 12 Co-Coach of the Year in 2018. Quarterback Kyler Murray won the 2018 Heisman Trophy, O'Brien Award and Manning Award, was the AP Player of the Year and was the No. 1 selection in the 2020 NFL Draft, while quarterback Jalen Hurts was the Heisman runner-up in 2019. The Sooners appeared in the Orange Bowl in 2018 and Peach Bowl in 2019, both CFP semifinals. OU was fourth in the final AP poll in 2018 and seventh in 2019.

In the COVID-impacted 2020 season, Oklahoma went 9-2 overall, won the Big 12 at 6-2, beat Florida in the Cotton Bowl and was sixth in the final AP poll.

In 2021, the Sooners were 10-2 in the just-completed regular season, tied for second in the Big 12 standings at 7-2 and are ranked 13th by AP. Riley spent 2015 and 2016 as Oklahoma's offensive coordinator and quarterbacks coach. He won the Broyles Award as the nation's top assistant coach in 2015 when his offense ranked seventh nationally in total offense. In 2016, receiver Dede Westbrook won the Biletnikoff Award and was fourth in the Heisman voting, while running back Joe Mixon set the OU season all-purpose yardage record (2,331 yards) and fellow running back Samaje Perine set the school career rushing mark (4,122 yards).

Riley came to Oklahoma after five seasons (2010-14) as the offensive coordinator and quarterbacks coach at East Carolina. He added the title of assistant head coach in 2014. The Pirates, running a spread offensive scheme, set more than 50 team and individual school offensive records during his time there. His squads had the top five passing seasons in school history and top four total offense marks. In 2014, ECU set a school season mark with 6,929 yards of total offense. East Carolina appeared in the national Top 10 in such categories as passing and scoring offense, third down conversion percentage and red zone scoring efficiency.

His Pirate wide receivers Justin Hardy and Zay Jones became the most productive pass catchers in FBS history. Hardy caught an NCAA record 387 career passes for 4,541 yards (including a trio of 1,000-yard seasons). Jones, who Riley coached for the first two years of his career, went on to break Hardy's mark with 399 career receptions.

East Carolina quarterback Dominique Davis was the 2010 Conference USA Newcomer of the Year and set school records for career completions and TD passes. He completed an NCAA record 36 consecutive passes in 2011. He was succeeded by Shane Carden, who broke many of Davis' record. Carden set ECU season marks for passing yards (4,736 in 2014) and completion percentage (.705 in 2013) and was the Conference USA MVP in 2013 followed by the American Conference's Offensive Player of the Year in 2014.

Riley was on the football and track teams at Muleshoe (Tex.) High, a West Texas town of 5,000. He was a walk-on quarterback at Texas Tech in the spring and summer of 2003 before starting his coaching career as a student assistant there under head coach Mike Leach for three seasons (2003-05), working with the offense.

He became an offensive graduate assistant at Texas Tech in 2006, then joined the Red Raiders' fulltime staff as the wide receivers coach in 2007 and the inside wide receivers coach in 2008 and 2009. In 2009, he called plays as the interim offensive coordinator in the Alamo Bowl, producing 579 yards of offense. His wide receiver Michael Crabtree won the 2007 Biletnikoff Award while establishing Big 12 and NCAA freshman records with 134 receptions for 1,962 yards, while fellow wideout Danny Amendola also had a 100-catch, 1,000-yard season in 2007. The Red Raiders played in a bowl in each of his seven seasons and Tech quarterbacks won NCAA passing titles in 2003, 2004, 2005 and 2007.

Riley received his bachelor's degree in exercise and sports science from Texas Tech in 2006.

He was born on Sept. 5, 1983, in Lubbock, Tex. He and his wife, Caitlin, have two daughters, Sloan and Stella. His younger brother, Garrett, is the offensive coordinator at Clemson after previously coaching at TCU (where he helped coach the Horned Frogs to the 2022 National Championship game), SMU, Appalachian State, Kansas, East Carolina and Augustana College and playing quarterback at Texas Tech and Stephen F. Austin.





ALEX GRINCH

DEFENSIVE COORDINATOR / SAFETIES

Alex Grinch, regarded as one of the nation's top defensive coordinators and secondary coaches, enters his second season as USC's defensive coordinator and safeties coach. Grinch is a four-time nominee and two-time semifinalist for the Broyles Award, given annually to the nation's top assistant coach.

In his first season at USC in 2022, the Trojans led the nation in turnover margin (1.57). This was quite an improvement from 2021 when the Trojans were ranked No. 74 in the nation in the same category (-0.08). The turnover battle was a major focus for the Trojans as they ranked No. 3 in the nation with 19 passes intercepted by 11 different players. USC ranked No. 5 in the nation in turnovers gained with 29. Sophomore defensive back Calen Bullock was named a First Team All-American. Bullock's team leading 5 interceptions were the most in a single season since Adoree' Jackson also had 5 in 2016. USC played in the Cotton Bowl to conclude the 2022 season.

Grinch, 43, spent the previous 3 seasons (2019-21) at Oklahoma as the defensive coordinator and safeties coach. The Sooners ranked 24th nationally in rushing defense in 2021 (123.8) and advanced to the Alamo Bowl. In 2020 while winning the Big 12 title and playing in the Cotton Bowl, OU was third nationally in interceptions (16), fourth in opponent third-down conversion percentage (27.9), seventh in sacks (3.4) and ninth in both pass efficiency defense (112.9) and rushing defense (105.1) while allowing just 21.7 points per game. Oklahoma was 17th in the nation in opponent third-down conversion percentage (32.2) in 2019 when he was a Broyles Award semifinalist and OU won the Big 12 crown and played in a College Football Playoff semifinal in the Peach Bowl. Five Sooners were NFL Draft picks during his tenure: linebacker Kenneth Murray (first round) and defensive lineman Neville Gallimore (third round) in 2020 and defensive end Ronnie Perkins (third round), cornerback Tre Brown (fourth round) and defensive back Tre Norwood (seventh round) in 2021.

Grinch spent 2018 as Ohio State's co-defensive coordinator and safeties coach as the Buckeyes won the Big Ten and Rose Bowl.

He was Washington State's defensive coordinator and secondary coach for 3 seasons (2015-17). The 2017 Cougars were 16th nationally in total defense (323.3) and ninth in both passing defense (170.9) and turnovers gained (28) as he

was a Broyles Award semifinalist. WSU played in the 2015 Sun Bowl and 2016 and 2017 Holiday Bowls.

Grinch was the safeties coach at Missouri for 3 seasons (2012-14). The Tigers captured the SEC East Division titles in 2013 and 2014 and won the Cotton Bowl in 2013 and Citrus Bowl in 2014.

Before that, he was the secondary coach and recruiting coordinator at Wyoming for 3 seasons (2009-11). Two of his safeties—Chris Proinski and Tashaun Gipson—played in the NFL. The Cowboys played in the New Mexico Bowls in the 2009 and 2011 seasons.

His first fulltime coaching assignment was at New Hampshire, where he was the cornerbacks coach for 2 years (2005-06) and then the secondary coach and recruiting coordinator for another 2 seasons (2007-08). Cornerback Corey Graham was drafted in the NFL's fifth round and played in the NFL. The Wildcats played in the FCS playoffs each season, including advancing to the quarterfinals 3 times (2005-06-08).

He served as an administrative graduate assistant at Missouri in 2002, then was a defensive graduate assistant coach in 2003 and 2004. The Tigers played in the 2003 Independence Bowl.

Grinch was a safety at Mount Union (1998-2001) as the Purple Raiders went 54-1, won three NCAA Division III championships (1998-2000-01) and four Ohio Athletic Conference titles. He earned All-American third team and Academic All-League first team honors as a 2001 senior.

Grinch received his bachelor's degree in sports management from Mount Union in 2002. He earned a master's degree in educational leadership from Missouri in 2004.

Grinch was born on May 29, 1980. He and his wife, Rebecca, have a son, Tyler, and daughter, Corbi. His uncle is Gary Pinkel, who was the head football coach at Toledo (1991-2000) and Missouri (2001-15).

Coaching History

- 2022: USC, Defensive Coord. / Safeties
- 2021: Oklahoma, Defensive Coord. / Safeties
- 2020: Oklahoma, Defensive Coord. / Safeties
- 2019: Oklahoma, Defensive Coord. / Safeties
- 2018: Ohio State, Co-Defensive Coord. / Safeties
- 2017: Washington State, Defensive Coord. / Safeties
- 2016: Washington State, Defensive Coord. / Safeties
- 2015: Washington State, Defensive Coord. / Safeties
- 2014: Missouri, Safeties
- 2013: Missouri, Safeties
- 2012: Missouri, Safeties
- 2011: Wyoming, Secondary / Recruiting Coord.
- 2010: Wyoming, Secondary / Recruiting Coord.
- 2009: Wyoming, Secondary / Recruiting Coord.
- 2008: New Hampshire, Secondary / Recruiting Coord.
- 2007: New Hampshire, Secondary / Recruiting Coord.
- 2006: New Hampshire, Cornerbacks
- 2005: New Hampshire, Cornerbacks
- 2004: Missouri, Defensive GA
- 2003: Missouri, Defensive GA
- 2002: Missouri, Administrative GA







ZACH HANSON

TIGHT ENDS

Zach Hanson, regarded as one of the game's top young coaches, enters his second season as USC's tight ends coach.

Hanson, 35, led a group of tight ends who contributed to a recorded-setting season for the Trojan offense. USC played in the Cotton Bowl to conclude the 2022 season.

He spent the previous 2 seasons (2020-21) as the offensive line coach at Tulsa. He coached Tyler Smith, who was a Freshman All-American and an All-American Athletic Conference first team pick in 2020. Offensive tackle Chris Paul has received an invitation to the 2022 NFL Combine and the 2022 Senior Bowl. In his two seasons at Tulsa, Hanson had 7 offensive linemen earn All-American Athletic Conference honors. The Golden Hurricane played in the 2020 Armed Forces Bowl and 2021 Myrtle Beach Bowl. Tulsa also played in the 2020 American Athletic Conference championship against Cincinnati.

He was a senior offensive analyst at Oklahoma in 2019 when the Sooners played in the College Football Playoff semifinal in the Peach Bowl.

In 2018, he was the tight ends coach and assistant offensive line coach at Kansas State, his alma mater.

He spent 2016 and 2017 at North Carolina as a graduate assistant for special teams. The Tar Heels led the nation in punt return defense (0.2) and were second in kickoff returns (26.97) in 2016. Punter Tom Sheldon was a Freshman All-American in 2017. North Carolina was in the 2016 Sun Bowl.

He began his coaching career at Kansas State for 4 seasons (2012-15), serving as an offensive quality control coach in 2012 and then the final 3 years as an offensive graduate assistant. He worked with the offensive line during his first 3 years there and with the wide receivers in 2015. The Wildcats, who won the Big 12 Championship in 2012, played in the 2013 Fiesta Bowl, 2013 Buffalo Wild Wings Bowl, 2015 Alamo Bowl and 2016 Liberty Bowl.

Hanson was an offensive tackle at Kansas State (2008-11), earning 2011 All-Big 12 first team and Academic All-Big 12 second team accolades. He appeared in 37 games in his career, including starting at left tackle in 2011 when the Wildcats went 10-3 and appeared in the Cotton Bowl. Kansas State also played in the 2010 Pinstripe Bowl.

He originally signed with Nevada out of high school but opted to attend Sacramento City College prior to going to Kansas State.

He earned a bachelor's degree in social sciences in 2010 and his master's degree in sociology in 2014, both from Kansas State.

He prepped at Linden (Calif.) High.

He was born on Feb. 13, 1988. His wife, Annie, is USC's executive director of football recruiting.

Coaching History

2022: USC, Tight Ends

2021: Tulsa, Offensive Line

2020: Tulsa, Offensive Line

2019: Oklahoma, Senior Offensive Analyst

2018: Kansas State, Tight Ends / Assistant Offensive Line

2017: North Carolina, Special Teams GA

2016: North Carolina, Special Teams GA

2015: Kansas State, Offensive GA

2014: Kansas State, Offensive GA

2013: Kansas State, Offensive GA

2012: Kansas State, Offensive Quality Control







JOSH HENSON

OFFENSIVE COORDINATOR / OFFENSIVE LINE

Josh Henson, who has 24 years of coaching experience primarily in the SEC and Big 12 and has been part of a national championship staff, enters his second season as the offensive coordinator and offensive line coach.

Henson, 48, led one of the best offensive line units in the nation. The Trojan offensive line was a semifinalist for the Joe Moore Award and was instrumental in protecting quarterback Caleb Williams to allow him to lead the offense and have his record-breaking season. Linemen Andrew Vorehees and Brett Neilon were both named First Team All-Americans, while Vorehees was the offensive recipient of the Morris Trophy and was selected to the All-Pac-12 First Team. USC played in the Cotton Bowl to conclude the 2022 season.

He spent the previous 3 seasons (2019-21) as the offensive line coach at Texas A&M. Guard Kenyon Green was a two-time All-American first teamer (2020-2021), center Bryce Foster and offensive tackle Reuben Fatheree II made Freshman All-American first team and A&M was 22nd nationally in tackles for loss allowed. In 2020, when the offensive line was a finalist for the Joe Moore Award, the Aggies ranked in the Top 5 nationally in sacks allowed and TFL allowed and were the first team in 10 years to lead the SEC in sacks allowed, tackles for loss allowed and yards per carry. A&M earned berths in the 2019 Texas Bowl, 2021 Orange Bowl and 2021 Gator Bowl.

Before that, Henson spent 3 seasons (2016-18) at Oklahoma State, his alma mater. He spent 2016 as an offensive analyst, then coached the offensive line in 2017 and 2018. The 2017 Cowboys led the nation in passing offense, ranked second in total offense and first downs, third in pass efficiency and fourth in scoring offense while becoming the first offense in Big 12 history with a 4,000-yard passer, a pair of 1,000-yard receivers and a 1,000-yard rusher. In 2018, OSU ranked in the national Top 15 in scoring offense, total offense, passing offense and first downs. The Cowboys played in the 2016 Alamo Bowl, 2017 Camping World Bowl and 2018 Liberty Bowl.

He spent 7 years (2009-15) at Missouri, the first 4 (2009-12) as the co-offensive line coach and the last 3 (2013-15) as the offensive coordinator and offensive line coach. Four of his offensive linemen were NFL draftees. The Tigers won back-to-back SEC East titles in 2013 and 2014. Missouri appeared in 5 bowls during his time: the 2009 Texas Bowl, 2010 Insight Bowl, 2011

Independence Bowl, 2014 Cotton Bowl and 2015 Citrus Bowl.

He was LSU's tight ends coach and recruiting coordinator for 4 seasons (2005-08), including with the Tigers' 2007 national championship squad.

He helped assemble Top 10 recruiting classes in 2006 and 2007 when he was named one of college football's Top 25 recruiters by Rivals.com. LSU played in the 2005 Peach Bowl, 2007 Sugar Bowl, 2008 BCS National Championship Game and 2008 Chick-Fil-A Bowl.

He served as a graduate assistant at Oklahoma State in 1999, then was the Cowboys' tight ends coach and recruiting coordinator for 4 years (2001-04). Oklahoma State was in the 2002 Houston Bowl, 2004 Cotton Bowl and 2004 Alamo Bowl.

He got his coaching start as an assistant at Kingfisher (Okla.) High in 1998, helping the team to the state semifinals.

He started 37 games on the offensive line at Oklahoma State during his career (1993-97), earning All-Big 12 second team honors as a 1997 senior.

He received his bachelor's degree in secondary education from Oklahoma State in 1998.

He prepped at Tuttle (Okla.) High.

He was born on July 14, 1975. He and his wife, Shauna, have a daughter, Kate, and son Will.

Coaching History

- 2022: USC, Offensive Coord. / Offensive Line
- 2021: Texas A&M, Offensive Line
- 2020: Texas A&M, Offensive Line
- 2019: Texas A&M, Offensive Line
- 2018: Oklahoma State, Offensive Line
- 2017: Oklahoma State, Offensive Line
- 2016: Oklahoma State, Offensive Line
- 2015: Missouri, Offensive Coord. / Offensive Line
- 2014: Missouri, Offensive Coord. / Offensive Line
- 2013: Missouri, Offensive Coord. / Offensive Line
- 2012: Missouri, Co-Offensive Line
- 2011: Missouri, Co-Offensive Line
- 2010: Missouri, Co-Offensive Line
- 2009: Missouri, Co-Offensive Line
- 2008: LSU, Tight Ends / Recruiting Coord.
- 2007: LSU, Tight Ends / Recruiting Coord.
- 2006: LSU, Tight Ends / Recruiting Coord.
- 2005: LSU, Tight Ends / Recruiting Coord.
- 2004: Oklahoma State, Tight Ends / Recruiting Coord.
- 2003: Oklahoma State, Tight Ends / Recruiting Coord.
- 2002: Oklahoma State, Tight Ends / Recruiting Coord.
- 2001: Oklahoma State, Tight Ends / Recruiting Coord.
- 1999: Oklahoma State, Graduate Assistant
- 1998: Kingfisher HS, Assistant Coach







LUKE HUARD

INSIDE WIDE RECEIVERS

Luke Huard, who comes from a family of outstanding quarterbacks, joined the USC staff in February of 2022 as an offensive analyst. In March, he took over as interim inside wide receivers coach while Dave Nichol was away from the program due to his health. He became the full time position coach in the spring of 2022.

Huard, 43, coached a group of high-level inside receivers who contributed to a recorded-setting season for the Trojan offense. USC played in the Cotton Bowl to conclude the 2022 season.

He spent the previous 3 seasons (2019-21) as an offensive analyst at Texas A&M. The Aggies earned berths in the 2019 Texas Bowl, 2021 Orange Bowl and 2021 Gator Bowl.

He was the offensive coordinator and quarterbacks coach at Georgia State for 4 seasons (2013-16). GSU quarterbacks Ronnie Bell and Nick Arbuckle set numerous school records, including Arbuckle's Sun Belt records in 2015 for passing yards (4,368) and total offense (4,273). Arbuckle, who ranked sixth nationally in passing yards per game in 2015, was the Sun Belt's Student-Athlete of the Year that season. Nine Georgia State pass catchers earned All-Sun Belt honors during Huard's tenure. The Panthers played in the 2015 and 2017 Cure Bowl.

He was at Illinois State for 4 seasons (2009-12), the first as the quarterbacks coach and then adding the offensive coordinator duties the next 3 years. In 2012, the Redbirds led the Missouri Valley Football Conference in passing and total offense while scoring more than 30 points per game, and they advanced to the quarterfinals of the FCS playoffs. Quarterback Matt Brown was a 3-time All-Conference selection, and was the 2009 MVFC Newcomer of the Year and 2012 MVFC Offensive Player of the Year.

Huard was a graduate assistant at Washington in 2007 and 2008, working with the quarterbacks. Quarterback Jake Locker was the Pac-10 Newcomer of the Year in 2007 (he went on to be an NFL first round pick).

Huard started his coaching career in 2002 as the offensive coordinator and quarterbacks coach at Washington High in Tacoma (Wash.).

He then spent 4 years (2003-06) as the head coach at Interlake High in Bellevue (Wash.). In 2004, he led the team to its first winning season in 10 years. That same year, he also was the

offensive coordinator and quarterbacks coach for the Eastside Hawks, a semi-pro team that went 10-0 in 2004 and won the Northwest Football League title.

After being named Washington's 1997 Gatorade Player of the Year as a quarterback at Puyallup High, he played at North Carolina for 3 seasons (1998-2000) before a shoulder injury ended his career. He started 4 games as a redshirt freshman in 1999.

He received his bachelor's degree in political science from North Carolina in 2002.

His brothers, Damon and Brock, were quarterbacks at Washington and in the NFL. Damon played at Washington (1991-95), including on UW's 1991 national champions, and then with the Miami Dolphins (1997-2000), New England Patriots (2001-2003, including on the Super Bowl XXXVI and XXXVIII champs), and Kansas City Chiefs (2004-08), and now is director of community and external relations and special advisor to the athletic director at Washington as well as an analyst on Husky football radio broadcasts. Brock played at Washington (1995-98), then with the Seattle Seahawks (1999-2001, 2004) and Indianapolis Colts (2002-03) and now is a college football analyst for FOX Sports and a sports radio host in Seattle. His father, Mike, was inducted into the Washington State Football Coaches Association Hall of Fame in 1998 and the Pacific Northwest Football Hall of Fame in 2011 after 17 seasons as the head coach at Puyallup High, winning the state title in 1987. His nephew, Sam, is a redshirt freshman quarterback at Washington, while his niece, Haley, is a freshman guard on Montana's basketball team. His sister-in-law, Molly, played basketball at Washington (1995-99).

He was born on Oct. 1, 1979. He and his wife, Dolly, have 2 daughters.

Coaching History

- 2022: USC, Inside Wide Receivers
- 2021: Texas A&M, Offensive Analyst
- 2020: Texas A&M, Offensive Analyst
- 2019: Texas A&M, Offensive Analyst
- 2018: Sacramento State, Co-Offensive Coord. / Quarterbacks
- 2017: Sacramento State, Co-Offensive Coord. / Quarterbacks
- 2016: Georgia State, Offensive Coord. / Quarterbacks
- 2015: Georgia State, Offensive Coord. / Quarterbacks
- 2014: Georgia State, Offensive Coord. / Quarterbacks
- 2013: Georgia State, Offensive Coord. / Quarterbacks
- 2012: Illinois State, Offensive Coord. / Quarterbacks
- 2011: Illinois State, Offensive Coord. / Quarterbacks
- 2010: Illinois State, Offensive Coord. / Quarterbacks
- 2009: Illinois State, Quarterbacks
- 2008: Washington, GA / Quarterbacks
- 2007: Washington, GA / Quarterbacks
- 2006: Interlake HS, Head Coach
- 2005: Interlake HS, Head Coach
- 2004: Eastside Hawks, Offensive Coord. / Quarterbacks
- 2004: Interlake HS, Head Coach
- 2003: Interlake HS, Head Coach
- 2002: Interlake HS, Head Coach







ROY MANNING

OUTSIDE LINEBACKERS / ASSISTANT HEAD COACH FOR DEFENSE

Roy Manning, a former Big Ten and NFL linebacker who has coached in three Power 5 conference, enters his second season as the outside linebackers coach, nickels coach and assistant head coach for defense.

Manning, 41, coached a group of outside linebackers who made massive contributions to the Trojan defense throughout the 2022 season. Sophomore Korey Foreman sealed the 48-45 win against UCLA with a critical interception at the end of the game. USC played in the Cotton Bowl to conclude the 2022 season.

He spent the past 3 seasons as Oklahoma's cornerbacks coach. In 2020, OU was third nationally in interceptions (16) and ninth in pass efficiency defense (112.9). The Sooner defense only gave up 12 passing TD's in 11 games, the fewest in the country by teams that played 9 or more games. Cornerback Tre Brown was an NFL Draft fourth round pick in 2021 and cornerback Parnell Motley was an All-Big 12 first team selection in 2019. The Sooners played in the 2021 Alamo Bowl, won the Big 12 crown and played the Cotton Bowl in 2020 and won the Big 12 title and played in a College Football semifinal in the Peach Bowl in 2019.

He was UCLA's outside linebackers coach and special teams coordinator in 2018. The Bruins special teams improved from 65th to 20th in the college football S&P+ rankings.

He coached outside linebackers at Washington State from 2015 to 2017. In 2017, the Cougars ranked 16th nationally in total defense (323.3), ninth in passing defense (170.9) and ninth in turnovers gained (28) while allowing only 11 touchdown passes and posting 103 tackles for loss. In 2016, WSU's outside linebackers combined for 16 tackles for loss, 5.5 sacks and six turnovers, while they combined for 26.5 tackles for loss, 12 sacks and 146 tackles in 2015. The Cougars played in the 2015 Sun Bowl and 2016 and 2017 Holiday Bowls.

He served the previous 2 seasons (2013-14) at Michigan, coaching outside linebackers in 2013 and cornerbacks in 2014. Wolverine linebackers Cam Gordon and Jake Ryan combined for 70 tackles, 13 tackles for loss and 5 sacks in 2013 while defensive back Raymon Taylor earned All-Big Ten honors in 2014. Michigan played in the 2013 Buffalo Wild Wings Bowl. From 2011-14, the Michigan defense ranked among the top 20 nationally in 3 of the 4 seasons in total defense,

pass defense and scoring defenses. Manning helped turn around this unit that in 2010 ranked 110th in total defense, 112th in passing defense and 108th in scoring defense.

He was the running backs coach at Cincinnati in 2012, helping the Bearcats lead the Big East in rushing with 201.5 yards per game. Running back George Winn had the second-best rushing season in school history with 1,334 yards (102.6 per game) and 13 touchdowns, both conference bests. Cincinnati played in the 2012 Belk Bowl.

In 2011, he was an offensive graduate assistant at Michigan, where he worked with the offensive line. The Wolverines played in the Sugar Bowl.

His first coaching experience came in 2010 at Cincinnati, where he worked as a defensive assistant.

Manning was a linebacker at Michigan (2001-04), appearing in 37 games in his career (including 10 starts as a 2004 redshirt senior). He had 72 tackles, including 9 for losses (with 3 sacks) in his career.

He earned his bachelor's degree in general studies from Michigan in 2004.

He then played 3 years in the NFL with the Green Bay Packers (2005) Houston Texans (2006), Buffalo Bills (2006), Jacksonville Jaguars (2007) and Cincinnati Bengals (2007).

Manning starred in 4 sports (football, basketball, baseball and track) at Saginaw (Mich.) High. He was inducted into the Saginaw Sports Hall of Fame in 2020.

He was born on Dec. 4, 1981 in Saginaw, Mich. He has a son, Malakai, and daughter, Olivia.

Coaching History

2022: USC, Outside Linebackers / Asst. Head Coach for Defense

2021: Oklahoma, Cornerbacks

2020: Oklahoma, Cornerbacks

2019: Oklahoma, Cornerbacks

2018: UCLA, Outside Linebackers / Special Teams

2017: Washington State, Outside Linebackers

2016: Washington State, Outside Linebackers

2015: Washington State, Outside Linebackers

2014: Michigan, Cornerbacks

2013: Michigan, Outside Linebackers

2012: Cincinnati, Running Backs

2011: Michigan, Offensive GA

2010: Cincinnati, Defensive Assistant







KIEL MCDONALD

RUNNING BACKS

Kiel McDonald, who has tutored some of the Pac-12's top running backs in recent years, enters his second season as the running backs coach.

McDonald coached Travis Dye, an All-Pac-12 Second Team selection, who would have earned first team honors should his season not have ended prematurely due to injury. Dye, a physical and emotional leader for the Trojans, rushed for 844 yards on 145 carries, averaging 6.1 yards per carry, with 9 touchdowns. USC played in the Cotton Bowl to conclude the 2022 season.

He spent the previous 5 seasons (2017-21) as Utah's running backs coach. During his time, Utah led the Pac-12 in rushing in 2021 with All-Pac-12 first teamer Tavion Thomas eclipsing the 1,000-yard rushing barrier (he set Utah's single-season rushing TD record with 21) and in 2019 as All-American first teamer and Pac-12 Offensive Player of the Year Zack Moss achieved his third consecutive 1,000-yard season and became the program's all-time leading rusher (he set or tied 8 school records). The late Ty Jordan was a Freshman All-American, AP Pac-12 Newcomer of the Year and the Pac-12 Offensive Freshman of the Year in 2020 while averaging 119.4 rushing yards (tops among FBS freshmen). The Utes won the Pac-12 South Division title in 2018-19-21 and were Pac-12 champs in 2021. They played in the 2017 Heart of Dallas Bowl, 2018 Holiday Bowl, 2019 Alamo Bowl and 2022 Rose Bowl.

Before coming to Utah, the 40-year-old McDonald spent 5 years as the running backs coach at Eastern Washington (2012-16), where he was also the co-special teams' coordinator. Inheriting a run game that averaged just 79.0 yards in 2011, he helped the rushing attack improve to 183.7 yards per game by his second season. The Eagles made the FCS playoffs 4 times during his time there, advancing to the national semifinals in 2012, 2013 and 2016 and to the quarterfinals in 2014.

McDonald was a graduate assistant offensive quality control coach at Arizona State in 2011, as the Sun Devils played in the Las Vegas Bowl.

He spent 2010 as the defensive backs and strength coach at San Jose City College in 2010. He also interned with the San Francisco 49ers in 2010, helping with the secondary.

He also coached at Gunderson High in San

Jose (Calif.) and was a strength coach at Marshall Performance and Fitness in San Jose.

He was a cornerback at Sacramento City College in 2002 and 2003, earning All-NorCal Conference honorable mention as a sophomore. He played 2 games at Arizona in 2004 before an injury ended his season. He transferred to Sacramento State for the 2005 season, where he won Big Sky All-Academic honors, and then to Idaho in 2006, where he had 31 tackles, 5 pass breakups and an interception in 2006.

He earned his bachelor's degree in business communication from Sacramento State in 2006.

He prepped at Thomas B. Doherty High in Colorado Spring (Colo.), where he lettered in football, hockey, baseball and track.

He is from Milpitas, Calif. and was born on April 22, 1983. His first name is pronounced Kyle.

Coaching History

- 2022: USC, Running Backs
- 2021: Utah, Running Backs
- 2020: Utah, Running Backs
- 2019: Utah, Running Backs
- 2018: Utah, Running Backs
- 2017: Utah, Running Backs
- 2016: Eastern Washington, Running Backs / Co-Special Teams Coord.
- 2015: Eastern Washington, Running Backs / Co-Special Teams Coord.
- 2014: Eastern Washington, Running Backs / Co-Special Teams Coord.
- 2013: Eastern Washington, Running Backs / Co-Special Teams Coord.
- 2012: Eastern Washington, Running Backs / Co-Special Teams Coord.
- 2011: Arizona State, GA Offensive Quality Control
- 2010: San Jose CC, Defensive Backs / Strength and Conditioning







SHAUN NUA

DEFENSIVE LINE

Shaun Nua, a former NFL Super Bowl-winning defensive end who has coaching experience in the Pac-12 and Big Ten, enters his second season as defensive line coach.

Nua, 42, was a semifinalist for the 2022 Broyles Award. He coached Tuli Tuipulotu, one of the top defenders in the nation in 2022. Tuipulotu was the Polynesian College Football Player of the Year, the Pac-12 Defensive Player of the Year, the defensive Morris Trophy winner and was a finalist for the Bronko Nagurski Trophy, the Rotary Lombardi Award, the Chuck Bednarik Award, the Ted Hendricks Award, and the Lott IMPACT Trophy. Tuipulotu was also a Unanimous First Team All-American being selected by AP, Football Coaches, Football Writers, Walter Camp and Sporting News. He led the nation in sacks with 13.5 and was second in the nation in tackles for loss with 22.0. USC played in the Cotton Bowl to conclude the 2022 season.

He spent the previous 3 seasons (2019-21) as Michigan's defensive line coach. Defensive end Kwity Paye was a first round selection in the 2021 NFL Draft by the Indianapolis Colts. In 2021, defensive end Aidan Hutchinson was a consensus All-American first teamer, Big Ten Defensive Player of the Year and Academic All-American first teamer when he won the Lombardi Award, Hendricks Award and Lott IMPACT Trophy. Michigan was 21st nationally in sacks (2.77) in 2019 and held 7 teams under 100 rushing yards. UM defensive linemen posted 23 tackles for loss and 15.5 sacks in 2019 and followed that with 13.5 tackles for loss and 6.5 sacks during the COVID-shortened 2020 season. The Wolverines played in the 2020 Citrus Bowl and 2021 CFP semifinals in the Orange Bowl.

He was the defensive line coach at Arizona State in 2018. Defensive lineman Russell Wren was a fourth round pick in the 2019 NFL Draft by the Cincinnati Bengals. The Sun Devils played in the 2018 Las Vegas Bowl.

He spent 6 seasons (2012-17) as the defensive line coach at the U.S. Naval Academy. Defensive end Will Anthony was All-American Athletic Conference first team in 2015. The Midshipmen won a school-record 11 games, finished 18th in both polls and shared the AAC West Division title in 2015, their first season in the AAC. In 2016, Navy played in the AAC Championship Game. During his tenure, Navy beat Army 4 times, won 3 Commander-In-Chief's Trophies and played in a bowl each season (2012 Fight Hunger Bowl,

2013 Armed Forces Bowl, 2014 Poinsettia Bowl, 2015 Military Bowl, 2016 Armed Forces Bowl and 2017 Military Bowl).

He began his coaching career at BYU, his alma mater, serving as an intern in 2009 and then a graduate assistant coach working with the defense. BYU was 24th nationally in total defense in 2010 and 13th in 2011. The Cougars appeared in the 2009 Las Vegas Bowl, 2010 New Mexico Bowl and 2011 Armed Forces Bowl.

He played 4 seasons (2005-08) in the NFL, the first 3 with the Pittsburgh Steelers and 2008 with the Buffalo Bills. He was a member of the Steelers' Super Bowl XL-winning team in 2006.

He was a defensive end at BYU for 3 seasons (2002-04), earning All-Mountain West second team honors in 2004.

He earned his bachelor's degree in youth and family recreation in 2005 and a master's degree in recreation management in 2013, both from BYU.

He was a Junior College All-American at Eastern Arizona Junior College before transferring to BYU.

He attended Tafuna High in American Samoa.

He was born on May 22, 1981. He and his wife, Hilary, have 3 children: Losi, Kelina and Malia. He is the son of Sao and Usu Nua. His cousin, laneta Le'i, played softball (first base) for 4 seasons (2003-06) at BYU, where she was a 3-time All-American and then served as an assistant coach (2007-13). His cousin, Devin Tavana, was an offensive lineman at Southern Utah (2010-11).

Coaching History

2022: USC, Defensive Line

2021: Michigan, Defensive Line

2020: Michigan, Defensive Line

2019: Michigan, Defensive Line

2018: Arizona State, Defensive Line

2017: Navy, Defensive Line

2016: Navy, Defensive Line

2015: Navy, Defensive Line

2014: Navy, Defensive Line

2013: Navy, Defensive Line

2012: Navy, Defensive Line

2011: BYU, GA (Defense)

2010: BYU, GA (Defense)

2009: BYU, Intern (Defense)







BRIAN ODOM

INSIDE LINEBACKERS / ASSOCIATE HEAD COACH FOR DEFENSE

Brian Odom, who has a dual background in coaching linebackers and sports performance, enters his second season as the inside linebackers coach and associate head coach for defense.

Odom, 42, coached a group of inside linebackers who made massive contributions to the Trojan defense throughout the 2022 season. Shane Lee and Eric Gentry were USC's second and third tackling leaders, with Lee recording 78 and Gentry collecting 71. USC played in the Cotton Bowl to conclude the 2022 season.

He spent the previous 3 years (2019-21) as the inside linebackers coach at Oklahoma. The Sooners ranked 24th nationally in rushing defense in 2021 (123.8) and advanced to the Alamo Bowl. In 2020 while winning the Big 12 title and playing in the Cotton Bowl, OU was fourth in the nation in opponent third-down conversion percentage (27.9), seventh in sacks (3.4) and ninth in both pass efficiency defense (112.9) and rushing defense (105.1) while allowing just 21.7 points per game. Oklahoma was 17th in the nation in opponent third-down conversion percentage (32.2) in 2019 when OU won the Big 12 crown and played in a College Football Playoff semifinal in the Peach Bowl. Linebacker Kenneth Murray was an All-Big 12 first team selection in 2019 and an NFL first round pick in 2020.

He was the outside linebackers coach at Missouri in 2017 and 2018. The Tigers were 22nd nationally in rushing defense (122.9) in 2017. Linebacker Terez Hall played in the NFL. Missouri played in the 2017 Texas Bowl and 2018 Liberty Bowl.

He was a defensive quality control assistant at Washington State for the 2015 and 2016 seasons. The Cougars played in the 2015 Sun Bowl and 2016 Holiday Bowl.

Odom spent 3 years (2012-14) as the co-director of sports performance for Houston's football program. The Cougars were in the 2014 BBVA Compass Bowl and 2015 Armed Forces Bowl.

He spent 7 years (2005-11) working with the football performance program at Arizona, the first 2 as assistant director of performance enhancement and the last 5 as associate director of performance enhancement. Additionally, for 5 seasons (2006-10) he assisted Arizona's football operations director by coordinating advance travel arrangements for all away games. The

Wildcats played in the 2008 Las Vegas Bowl, 2009 Holiday Bowl and 2010 Alamo Bowl.

He began his career in athletics as an administrative and defensive graduate assistant at Missouri for the first half of 2005. The Tigers played in the Independence Bowl.

He attended Oklahoma for 2 seasons (2000-01), redshirting as a running back on the Sooners' 2000 national championship team (he won the team's Iron Man Award that season for his performance in the weight room) and then lettering in 2001 while playing primarily on special teams.

He then transferred to Southeastern Oklahoma State, where he was a 3-year (2002-04) starting tailback. He earned All-Lone Star Conference first team honors as a senior in 2004.

He earned his bachelor's degree from Southeastern Oklahoma State in 2004.

He was Oklahoma's High School Player of the Year in 1999 as a running back at Ada (Okla.) High.

He was born July 2, 1981. He and his wife, Mackenzie, have 2 sons, Benjamin and Brock.

Coaching History

- 2022: USC, Inside Linebackers / Associate Head Coach for Defense
- 2021: Oklahoma, Inside Linebackers
- 2020: Oklahoma, Inside Linebackers
- 2019: Oklahoma, Inside Linebackers
- 2018: Missouri, Outside Linebackers
- 2017: Missouri, Outside Linebackers
- 2016: Washington State, Defensive Quality Control Assistant
- 2015: Washington State, Defensive Quality Control Assistant
- 2014: Houston, Co-Director of Sports Performance
- 2013: Houston, Co-Director of Sports Performance
- 2012: Houston, Co-Director of Sports Performance
- 2011: Arizona, Associate Director of Performance Enhancement
- 2010: Arizona, Associate Director of Performance Enhancement
- 2009: Arizona, Associate Director of Performance Enhancement
- 2008: Arizona, Associate Director of Performance Enhancement
- 2007: Arizona, Associate Director of Performance Enhancement
- 2006: Arizona, Associate Director of Performance Enhancement
- 2005: Arizona, Associate Director of Performance Enhancement
- 2004: Missouri, Administrative / Defensive GA







DENNIS SIMMONS

ASSISTANT HEAD COACH / OUTSIDE WIDE RECEIVERS /
OFFENSIVE PASSING GAME COORDINATOR

Dennis Simmons, who has coached some of the collegiate game's elite receivers, enters his second season as the assistant head coach, outside wide receivers coach and offensive passing game coordinator.

Simmons, 49, coached a standout group of outside receivers who contributed to a record-setting season for the Trojan offense in 2022. He tutored All-Pac-12 First Team member Jordan Addison (59 catches for 875 yards and 8 TDs). USC played in the Cotton Bowl to conclude the 2022 season.

He spent the previous 7 seasons (2015-21) at Oklahoma as the outside receivers coach. He added the associate head coach title in 2019 and 2020 and the assistant head coach and passing game coordinator roles in 2021. He was named one of the nation's Top 25 recruiters by Rivals in 2019. He coached a trio of All-American first team wide receivers at Oklahoma: 2016 Biletnikoff Award winner, Heisman Trophy finalist and unanimous All-American Dede Westbrook (81 catches for 1,524 yards and 17 TDs), Marquise Brown in 2018 (1,318 receiving yards and 10 TDs) and 2019 Biletnikoff finalist and consensus All-American CeeDee Lamb (62 catches for 1,327 yards with 14 TDs). During his tenure, Oklahoma played in the 2015 Orange Bowl (College Football Playoff semifinal), 2017 Sugar Bowl, 2018 Rose Bowl (CFP semifinal), 2018 Orange Bowl (CFP semifinal), 2019 Peach Bowl (CFP semifinal), 2020 Cotton Bowl and 2021 Alamo Bowl.

He was the outside receivers coach at Washington State for 3 years (2012-14). The Cougars led the nation in passing offense (477.7) in 2014, throwing for a Pac-12 record 5,732 yards, and were seventh in total offense and ninth in completion percentage when wideout Vince Mayle tied for fourth nationally in receptions (106) and was fifth in receiving yards (1,483). In 2013, WSU was fourth in the nation in passing offense (368.0) and set a Pac-12 record with 470 completions while playing in the New Mexico Bowl.

He spent 2010 and 2011 as East Carolina's outside receivers coach. Wide receiver Lance Lewis was an All-Conference USA pick in 2010 (89 catches for 1,116 yards with 14 TDs), just the third Pirate ever with a 1,000-yard receiving season. ECU played in the 2010 Military Bowl.

He was Texas Tech's outside receivers coach for

2 years (2008-09). In 2008, wide receiver Michael Crabtree repeated as the Biletnikoff winner and consensus All-American (97 receptions, 1,165 yards, 19 TDs). In 2009, wideout Alex Torres was a Freshman All-American. The Red Raiders played in the 2008 Cotton Bowl and 2010 Alamo Bowl.

Simmons spent 2000 to 2007 in non-coaching roles at Texas Tech. He first was an assistant athletic director/quality control for the football program, then served as the chief of staff for head coach Mike Leach for 3 years (2005-07).

He coached running backs at Cornell in 1999, where also held was an assistant athletics director and chief of staff. He served as an NFL Minority Fellowship intern with the Buffalo Bills in the summer of 1999.

He began his coaching career at BYU, his alma mater, where he worked with the offensive line and special teams in 1997.

He played outside linebacker at BYU (1993-96), where he started the final 3 years. The Cougars won 4 Western Athletic Conference titles and played in the Cotton, Copper, Holiday and Aloha Bowls.

He earned his bachelor's degree in broadcast communications in 1996 and a master's degree in educational leadership in 1999, both from BYU.

He prepped at Kirby High in Memphis (Tenn.).

He was born on Sept. 8, 1973. He and his wife, La-Tosha, have a daughter, Kendyll, and son, Kannon.

Coaching History

- 2022: USC, Assistant Head Coach / Outside Wide Receivers / Offensive Passing Game Coord.
- 2021: Oklahoma, Assistant Head Coach / Outside Wide Receivers / Offensive Passing Game Coord.
- 2020: Oklahoma, Associate Head Coach / Outside Wide Receivers
- 2019: Oklahoma, Associate Head Coach / Outside Wide Receivers
- 2018: Oklahoma, Outside Wide Receivers
- 2017: Oklahoma, Outside Wide Receivers
- 2016: Oklahoma, Outside Wide Receivers
- 2015: Oklahoma, Outside Wide Receivers
- 2014: Washington State, Outside Wide Receivers
- 2013: Washington State, Outside Wide Receivers
- 2012: Washington State, Outside Wide Receivers
- 2011: East Carolina, Outside Wide Receivers
- 2010: East Carolina, Outside Wide Receivers
- 2009: Texas Tech, Wide Receivers
- 2008: Texas Tech, Wide Receivers
- 1999: Cornell, Running Backs
- 1997: BYU, Offensive Line / Special Teams







DONTE WILLIAMS

DEFENSIVE BACKS / DEFENSIVE PASSING GAME COORDINATOR

Donte Williams who has more than a dozen years of experience coaching defensive backs and is regarded as one of the nation's top recruiters, enters his second season as defensive backs coach and defensive passing game coordinator on Lincoln Riley's staff after serving as the Trojans' interim head coach in 2021. Overall, he is in his fourth season at USC.

He coached group of defensive backs who made massive contributions to the Trojan defense throughout the 2022 season. He tutored Mekhi Blackmon, an All-Pac-12 First Team member who recorded 66 tackles (fourth on the team), including 2.0 for loss of 7 yards. He led the team with 12 pass breakups and decorated his stat sheet with 3 interceptions, 1 fumble recovery and 1 forced fumble. USC played in the Cotton Bowl to conclude the 2022 season.

He was named USC's cornerbacks coach and defensive pass game coordinator in February of 2020. In December of 2020, he added the title of associate head coach. Then, on Sept. 13, 2021, he was named USC's interim head coach after head coach Clay Helton was relieved of his duties. He had a 3-7 overall record as interim head coach. Cornerback Chris Steele made All-Pac-12 honorable mention in 2021.

In 2020, Steele made All-Pac-12 second team, while cornerback Olajiah Griffin was ranked the Pac-12's No. 3 cornerback by Pro Football Focus. USC's pass defense allowed just 216.3 yards, its fewest since 2013. Williams was named the nation's third best recruiter (No. 1 in the Pac-12 for the second consecutive year) by 247Sports.

Williams spent the previous 2 seasons (2018-19) as Oregon's cornerbacks coach. The Ducks were second in the nation in interceptions in 2019 (with 20) and 11th in 2018 (17). Oregon played in the 2018 Redbox Bowl and then won the 2019 Pac-12 championship and played in the Rose Bowl. He was named the nation's seventh best recruiter (No. 1 in the Pac-12) for the class of 2020 by 247Sports.

In 2017, he coached Nebraska's cornerbacks, nickelbacks and dimebacks as well as helping with the Cornhuskers' pass defense coordination.

Williams, 40, was the cornerbacks coach at Arizona in 2016.

Prior to that, he spent 3 seasons (2013-15) at

San Jose State, coaching the cornerbacks the first season and serving as the secondary coach and recruiting coordinator the final 2 seasons. In 2014, the Spartans' pass defense (117.8) and passing touchdowns allowed (6) were tops in the nation, improving 85 and 102 spots, respectively, in the national rankings from the previous year. Then in 2015, as SJSU played in the Cure Bowl, the Spartans were second nationally in pass defense (157.8) and 29th in passing TDs allowed (16). He also was named a Top 10 national recruiter by Sports Illustrated in 2015 after being selected as the Mountain West's best recruiter in 2014 by 247Sports.

He was a graduate assistant at Washington in 2011 and 2012, working with the cornerbacks and linebackers. The Huskies played in the 2011 Alamo Bowl and 2012 Las Vegas Bowl. In the summer of 2012, he was a summer coaching intern with the NFL's Seattle Seahawks.

He spent 2010 as a quality control coach at Nevada, helping with the linebackers. The Wolfpack played in the Kraft Fight Hunger Bowl that season.

He began his coaching career as a cornerbacks coach at the junior college level, first at Los Angeles Harbor College in 2007, then El Camino College in 2008 and Mt. San Antonio College in 2009.

He played football at Culver City (Calif.) High.

He then played defensive back at Pasadena (Calif.) City College in 2002, Syracuse in 2003 and Idaho State in 2004 and 2005. He was an All-Big Sky first teamer and team captain both seasons at Idaho State.

He received his bachelor's degree in communication from Idaho State in 2006.

He then played 2 seasons in the Arena Football League 2, for the Rio Grande Valley Dorados (2007) and Arkansas Twisters (2008).

He was born on Sept. 1, 1982. His wife's name is Jayna. He has a son, King. His cousins are former USC defensive backs Kris Richard (1998-2001), who played with the NFL's Seattle Seahawks (2002-04) and San Francisco 49ers (2005) and then coached with USC, Seahawks, Dallas Cowboys and New Orleans Saints, and Darnell Lacy (1996-98).

Coaching History

2022: USC, Defensive Backs /
Defensive Passing Game Coordinator

2021: USC, Cornerbacks /
Interim Head Coach

2020: USC, Cornerbacks /
Defensive Passing Game Coordinator

2019: Oregon, Cornerbacks

2018: Oregon, Cornerbacks

2017: Nebraska, Cornerbacks

2016: Arizona, Cornerbacks

2015: San Jose State, Secondary /
Recruiting Coordinator

2014: San Jose State, Secondary /
Recruiting Coordinator

2013: San Jose State, Cornerbacks

2012: Washington, GA (Cornerbacks and
Linebackers)

2011: Washington, GA (Cornerbacks and
Linebackers)

2010: Nevada, Quality Control / Linebackers

2009: Mt. San Antonio JC, Cornerbacks

2008: El Camino JC, Cornerbacks

2007: L.A. Harbor JC, Cornerbacks







BENNIE WYLIE

DIRECTOR OF FOOTBALL SPORTS PERFORMANCE

Bennie Wylie, one of the top strength and conditioning coaches in the country, enters his second season as the director of football sports performance. He joined the USC staff in December of 2021.

Wylie, 47, spent the previous 4 years (2018-21) as Oklahoma's director of sports performance for football. The Sooners won the Big 12 title in 2018, 2019 and 2020, made a pair of College Football Playoff semifinal appearances in 2018 and 2019 (in the Orange and Peach Bowls, respectively) and also played in the Cotton Bowl in the 2020 season and the Alamo Bowl in 2021.

Prior to arriving at OU, he served as director of

performance at The Performance Lab, a private group-training strength and fitness center in Abilene, Tex. He also provided training and obstacle fitness to United States military personnel as a staff member of Alpha Warrior.

He spent 3 years (2011-13) as strength and conditioning head coach for football at Texas. The Longhorns appeared in the 2011 Holiday Bowl and 2012 and 2013 Alamo Bowl.

He spent the 2010 season at Tennessee as strength and conditioning head coach for football. The Volunteers participated in the Music City Bowl.

He served 7 seasons (2003-09) as head strength and conditioning coach at Texas Tech. The Red Raiders competed in bowl games in each season: 2003 Houston Bowl, 2004 Holiday Bowl, 2006 Cotton Bowl, 2006 Insight Bowl, 2008 Gator Bowl, 2009 Cotton Bowl and 2010 Alamo Bowl.

He was an assistant strength and conditioning coach with the Dallas Cowboys from 1999 to 2002, helping rehabilitate injured players. He also spent the spring seasons heading the strength and conditioning program for the

Dallas Desperados of the Arena Football League.

He got his start in strength and conditioning as a graduate assistant at Sam Houston State in 1998 and was named the Bearkats' interim head strength and conditioning coach that same year.

He is certified by the Titleist Performance Institute and USA Weightlifting and was named a Master Strength and Conditioning Coach by the Collegiate Strength and Conditioning Coaches Association in 2012.

He was a 4-year (1994-97) letterwinning running back at Sam Houston State, serving as the team captain in 1997 while earning All-Southland Conference second team honors. He also was on the Bearkats' track and field team.

He earned a bachelor's degree in kinesiology from Sam Houston State in 1999.

He prepped at Mexia (Tex.) High.

He was born on July 11, 1976. He and his wife, Jennifer, have twin sons, Braden and Caden, and a daughter, Hope.



DAVE EMERICK

SENIOR ASSOCIATE ATHLETIC DIRECTOR FOR FOOTBALL / GENERAL MANAGER



Dave Emerick, who has spent almost 25 years working in college football, enters his second season as the Senior Associate Athletic Director for Football/General Manager. He joined the USC staff in July of 2022.

Emerick, 43, spent the previous two years working at Mississippi State with the late head coach Mike Leach serving as the Bulldogs' Senior Associate Athletic Director for Football. He oversaw all of MSU's football recruiting efforts, while also working closely with senior administration as it related to the program.

He joined the MSU staff following an eight-year stint at Washington State where he served as Coach Leach's Chief of Staff and Senior

Associate Athletic Director, a position similar to what he held while he and Coach Leach were at Texas Tech.

Emerick joined WSU's staff in 2012 and was promoted to Senior Associate Athletic Director/Chief of Staff for Football prior to the 2013 season.

He spent the 2010-11 seasons at the University of Arizona, where he oversaw Arizona's recruiting efforts as Assistant Director of Operations and Director of On-Campus Recruiting.

Emerick joined the Arizona football staff in February 2010 after six years working with Coach Leach at Texas Tech. From 2008-10, he was Chief of Staff and Assistant Athletic Director, overseeing recruiting for the Red Raiders' football program and assisting in the organization and execution of football camps.

Additionally, he served as the liaison between the football program and the Texas Tech Athletic Department, specifically in academics, compliance, media relations and marketing. He began at Texas Tech in 2004 as unit coordinator during his first season and Director of

Player Personnel his next three seasons, before assuming the Chief of Staff position.

Emerick received his bachelor's degree in political science in 2002 from Kentucky and his master's degree in interdisciplinary studies with an emphasis in sport management in 2007 from Texas Tech.

He was a college scouting intern with the Houston Texans during the franchise's first season in 2002. Prior to his time with the Texans, he was the recruiting and football operations intern at Kentucky while in school from 1997-2001.

Emerick is a graduate of Catholic Memorial High School in his hometown of Waukesha, Wisc. where he lettered in football, basketball and baseball.

He was born on Sept. 16, 1979. He and his wife, Sara, have one son, Cristian and one daughter, Caroline.





CLARKE STROUD

DIRECTOR OF FOOTBALL OPERATIONS

Clarke Stroud, who had spent 30 years in various leadership roles at Oklahoma, enters his second season as the director of football operations. He joined the USC staff in November of 2021.

Stroud, 55, spent the previous 4 seasons (2018-2021) as Oklahoma's director of football operations. The Sooners won the Big 12 title in 2018, 2019 and 2020, made a pair of College Football Playoff semifinal appearances in 2018 and 2019 (in the Orange and Peach Bowls, respectively) and also played in the Cotton Bowl in the 2020 season and the Alamo Bowl in 2021.

Before joining Oklahoma's football program,

he served as the university's vice president of student affairs and dean of students for 18 years (2000-17). He supported OU's 30,000 students system-wide, oversaw approximately 1,500 employees reporting through 18 directors and administered an annual budget of approximately \$80 million. In 2008, he received OU's Otis Sullivant Award for Perceptivity.

From 2013 to 2021, Stroud also was an adjunct instructor in OU's College of Education, teaching both freshmen and graduate-level courses. He received Oklahoma's Outstanding Instructor for Freshmen Seminar Award in 2010.

He was the director of the Oklahoma Memorial Union for 3 years (1997-1999) after serving as OU's assistant director of housing and food services for 3 years (1994-96). He joined the Oklahoma staff in 1992.

At the appointment of Oklahoma governors Brad Henry and Mary Fallin, he served on the Oklahoma Educational Television Authority board of directors for 11 years (2009-2019).

Stroud's community service involvement in Oklahoma is extensive and has included serving as coordinator of the Lincoln Elemen-

tary Watch D.O.G.S. program and Leadership Norman, co-coordinator of the United Way campaign for the OU Norman campus, on the board of directors of the Cleveland County CASA and the Second Chance Animal Sanctuary, member of the Citizens Committee overseeing construction of the Cleveland County jail, member of the Norman Rotary Club and coach for the Norman Youth Soccer Association. He also was a member of a local improvisational comedy troupe in Norman.

He received his bachelor's degree in public administration in 1990 and his master's degree in student personnel in 1993, both from Oklahoma.

He attended Overland High in Aurora (Colo.).

Stroud was born on Jan. 31, 1968. He and his wife, Robin, have two sons, August and Callahan.



FOOTBALL STAFF



Zach Crabtree
Offensive Graduate Assistant (OL)



Trey Tinsley
Offensive Graduate Assistant (QB)



Will Johnson
Defensive Graduate Assistant (Secondary)



Ed Stewart
Executive Senior Assoc. Athletic Director for Football



Ben Hynds
Assistant Director of Football Operations



Cheryl Taplin
Executive Assistant to Head Coach/Asst. Dir. of Operations



Peyton Pelluer
Defensive Graduate Assistant (LBs)



Ryan Dougherty
Senior Special Teams Analyst



Kliff Kingsbury
Senior Offensive Analyst



Chris Carter
Director of Player Development



Brittany Thackery
Director of Player Engagement



Annie Hanson
Executive Director of Football Recruiting



Derek Faavi
Senior Offensive Analyst (OL)



Greg Brown
Senior Defensive Analyst



Taylor Mays
Defensive Analyst



Elizabeth Grady
Director of Recruiting Operations



Morgan Laurence
Assistant Director of Recruiting Operations



Gavin Morris
Assistant Athletic Director/Director of Player Relations



Bookie Radley-Hiles
Defensive Analyst




Caesar Martinez
Assistant Director of Football Sports Performance




Drew Smith
Assistant Director of Football Sports Performance



Drew Fox
Assistant Director of Player Personnel



Weston Zernechel
Assistant Director of Player Personnel



Radmen Niven
Executive Director of Football Marketing and Branding



Adam Thackery
Assistant Director of Football Sports Performance



Caleb Withrow
Assistant Director of Football Sports Performance



Jackson Polk
Assistant Director of Sports Science



Geno Velasco
Director of Cinematography and Post Production



Rob Washington
Director of Content



Juan Reyes
Director of Digital Strategy



Eric Espinoza
Director of Football Video Operations



Alex Nederhoff
Football Video and Systems Analyst



Luke Cuellar
Art Director



2023 USC VETERAN BIOGRAPHIES




DL
93

SINJUN ASTANI

Malibu, Calif.
Loyola HS / San Jose State

R-Sr. | 6'4 | 255

Career Stats

YR	TAC	TFL-YDS	PBU	FR
2017*	3	0-0	0	0
2018*	0	0-0	0	0
2019*	0	0-0	0	0
2020*	0	0-0	0	0
2021*	1	0-0	0	0
2022	0	0-0	0	0
CAREER	4	0-0	0	0

*at San Jose State

Game-by-Game

2022

GAME	TAC	TFL-YDS	PBU	FR
Rice	0	0-0	0	0
Colorado	0	0-0	0	0

CAREER

In his 6-year career (5 years at San Jose State and 1 year at USC), he's made 4 tackles while appearing in 21 games.

2023

Astani will compete for playing time on the defensive line as a redshirt senior.

2022

Astani saw action in two games (Rice and Colorado) as a redshirt senior in 2022, but did not record any statistics.

SAN JOSE STATE

He appeared in 5 games as a 2021 redshirt senior backup defensive lineman at San Jose State, making 1 tackle.

He saw action in 5 games as a reserve defensive lineman as a 2020 redshirt junior, but did not make a tackle.

He missed the 2019 season with an injury.

He redshirted in 2018.

He saw action in 9 games as a reserve defensive end as a first-year freshman in 2017, making 3 tackles.

HIGH SCHOOL


He spent his 2015 junior and 2016 senior seasons at Loyola High in Los Angeles (Calif.), playing defensive line, fullback and tight end. Current Trojans Jac Casante, Miller Moss and Ceyair Wright also prepped at Loyola.

He spent his 2013 freshman and 2014 sophomore seasons at Saint John's Military Academy in Delafield (Wis.), earning **2014 All-Midwest Classic Conference honorable mention**. He also was on the basketball and track teams (sprinter) in high school.

PERSONAL

He earned his bachelor's degree in Communication from San Jose State in De-

ember of 2021. He is currently pursuing his master's degree in Communication Management at USC with a 3.08 GPA. His first name translates to St. John. His father attended USC. His uncle, Tony Puopolo, was a defensive back at Tufts in 1991.



RB
22

DARWIN BARLOW

Newton, Texas
Newton HS / TCU

R-Sr. | 6'0 | 220

Career Stats

YR	TCB	YDS	AVG	TD	LG	REC	YDS	AVG	TD	LG
2019*	22	99	4.5	1	14	1	10	10.0	0	10
2020*	73	428	5.9	4	74	9	44	4.9	0	18
2021	62	289	4.7	2	16	4	22	5.5	0	14
2022	16	96	6.0	3	19	3	34	11.3	0	20
CAREER	173	912	5.3	10	74	17	110	6.5	0	20

*at TCU

YR	KOR	YDS	AVG	TD	LG
2019*	22	99	4.5	1	14
2020*	2	23	11.5	0	23
CAREER	3	43	14.3	0	23

*at TCU

Game-by-Game

2022

GAME	TCB	YDS	AVG	TD	LG	REC	YDS	AVG	TD	LG
Rice	5	16	3.2	1	6	0	0	0.0	0	0
Stanford	0	0	0.0	0	0	0	0	0.0	0	0
Fresno St.	2	17	8.5	0	11	0	0	0.0	0	0
Utah	0	0	0.0	0	0	0	0	0.0	0	0
Colorado	5	41	8.2	1	15	2	31	15.5	0	20
UCLA	3	25	8.3	1	19	0	0	0.0	0	0
ND	1	-3	-3	0	0	0	0	0.0	0	0
Utah	0	0	0.0	0	0	1	3	3.0	0	3
2022	16	96	6.0	3	19	3	34	11.3	0	20

*Starter

2021

GAME	TCB	YDS	AVG	TD	LG	REC	YDS	AVG	TD	LG
Stanford	3	22	7.3	1	13	0	0	0.0	0	0
Colorado	10	61	6.1	0	16	0	0	0.0	0	0
Utah	6	29	4.8	0	8	1	6	6.0	0	6
ND	4	15	3.8	1	5	0	0	0.0	0	0
Arizona	8	28	3.5	0	9	0	0	0.0	0	0
Arizona St.	2	6	3.0	0	4	0	0	0.0	0	0
BYU*	19	81	4.3	0	14	2	15	7.5	0	14
California	6	23	3.8	0	8	1	1	1.0	0	1
2021	62	289	4.7	2	16	4	22	5.5	0	14

*Starter

CAREER

In his 4-year collegiate career (2 years at TCU and 2 years at USC), Barlow has run for 912 yards on 173 carries (5.3 avg) with 10 TDs, caught 17 passes for 110 yards (6.5 avg) and returned 3 kickoffs for 43 yards (14.3 avg) while appearing in 33 games (with 5 starts).

2023

Barlow will look to be a contributor in the running back rotation as a redshirt senior in 2023.



2022

Barlow saw action in 9 games (all but Arizona State, Washington State, Arizona, Cal and Tulane) as a redshirt junior in 2022. He rushed for a total of 96 yards on 16 carries (avg 6.0) and 3 TDs. He also had 3 receptions for 34 yards (11.33 avg).

He had 5 carries for 16 yards and a TD against Rice. He recorded 2 carries for 17 yards against Fresno State. He had 5 carries for 41 yards with a TD and 2 catches for 31 yards against Colorado. He tallied 3 carries for 25 yards and a TD at UCLA. He had 1 catch for 3 yards in the Pac-12 Championship game against Utah.

2021

Barlow, who transferred to USC from TCU in the fall of 2021, saw key action at tailback as a redshirt sophomore in 2021. Overall in 2021 while appearing in 11 games (all but San Jose State) and starting once (BYU), he ran for 266 yards on 56 carries (4.8 avg) with 2 TDs and caught 4 passes for 22 yards (5.5 avg). He missed the San Jose State game while recovering from a hamstring strain suffered in 2021 fall practice.

He had 22 yards on 3 carries with a short TD against Stanford, 61 yards on 10 carries at Colorado, 29 yards on 6 carries and a 6-yard catch against Utah, 15 yards on 4 carries with a short TD at Notre Dame and 28 yards on 8 tries against Arizona. He had 6 yards on 2 carries at Arizona State, 24 yards on 4 carries against UCLA, a season-best 81 yards on 19 carries and 2 catches for 15 yards against BYU and 23 yards on 6 carries and a 1-yard catch at California.

TCU

In his 2-year career at TCU, he ran for 527 yards on 95 carries (5.9 avg) with 5 TDs. He ran for 428 yards on 73 carries (5.9 avg) with 4 TDs as a 2020 redshirt freshman at TCU, plus caught 9 passes for 44 yards (4.9 avg) and returned 2 kickoffs for 23 yards (11.5 avg). He rushed for a career-best 117 yards on 16 carries with a TD at Baylor, including a 74-yard carry. He added 83 yards on 8 carries with a TD and a 23-yard kickoff return at Kansas, 63 yards on 11 tries versus Texas Tech, 56 yards on 8 carries with a TD against Kansas State and 40 yards on 8 attempts plus 3 receptions for 12 yards against Oklahoma State. He also had a short rushing TD at Texas. He appeared in all 10 games in 2020, with 4 starts (Kansas State, Oklahoma, Baylor, Texas Tech).

As a first-year freshman in 2019, he ran for 99 yards on 22 attempts (4.5 avg) with 1 TD, caught a 10-yard pass and had a 20-yard kickoff return while appearing in 3 games. He rushed for 51 yards on 13 carries and had a 10-yard catch versus Kansas and rushed for 45 yards on 8 carries with a TD against Arkansas Pine Bluff. His 20-yard kickoff return came against Baylor.

HIGH SCHOOL

He was named **2018 MaxPreps Small Schools All-American first team, AP Class 3A Offensive Player of the Year, Tops in Texas first team** and **Super Team** at Newton (Tex.) High as a senior running back and safety when he rushed for 2,366 yards on 205 carries (11.5 avg) with 42 TDs, caught 19 passes for 371 yards (19.5 avg) with 4 TDs and threw an 8-yard TD pass. He also had 9 tackles a fumble recovery and a forced fumble on defense. Newton went 15-0 and won its second straight Class 3A Division II state title in 2018.

He was the **District 10-3A-11 Co-Offensive Most Valuable Player** as a 2017 junior when he ran for 2,246 yards on 205 carries (11.0 avg) with 38 TD, had 14 receptions for 189 yards (13.5 avg) with 4 TD and added 5 tackles on defense.

He made **All-District second team** as a 2016 sophomore, rushing for 1,111 yards on 135 tries (8.2 avg) with 13 TD, caught 7 passes for 84 yards (12.0 avg), made 13 tackles and returned 2 kickoffs for 31 yards (15.5 avg).

He also played baseball at Newton.

PERSONAL

He is majoring in Communication at USC.

DL
92**KYON
BARRS**Murrieta, Calif.
Murrieta Mesa HS / Arizona**R-Sr. | 6'2 | 290****Career Stats**

YR	TAC	TFL-YDS	PBU	FR
2019*	13	0-0	0	0
2020*	17	0-0	0	0
2021*	33	8-36	0	0
2022	39	4.5-10	0	0
CAREER	102	12.5-46	0	0

*at Arizona

CAREER

In his 4-year career at Arizona (2019-22), he had 102 tackles, including 12.5 for losses (with 5 sacks) while appearing in 38 games with 23 starts.

2023

Barrs, who transferred to USC in the spring of 2023 from Arizona, will compete for playing time on the defensive line as a redshirt senior (with one year of eligibility remaining).

ARIZONA

He had 39 tackles, with 4.5 for losses and 1 quarterback hurry while starting in 12 games as a senior defensive lineman in 2022. He had 5 tackles against Mississippi State, California, USC and Washington State, 4 tackles against San Diego State, 3 tackles against North Dakota State, Oregon, Washington and Arizona State, 2 tackles against Utah and 1 tackle against UCLA.

As a junior in 2021, he was named to the All-Pac-12 Second Team while appearing in 10 games with 7 starts and totaling 33 tackles, with 8 for losses, and a team-leading 5 sacks. He finished the year ranked tied for 8th in the Pac-12 in sacks. He had 5 tackles against San Diego State (with 0.5 sack), Northern Arizona (with 1 sack) and California (with 2.5 sacks), 4 tackles against Colorado, 3 tackles against BYU (with 1 sack) and Washington State and 2 tackles against Oregon, UCLA, Utah and Arizona State.

He appeared in all 5 games of the abbreviated 2020 Pac-12 season as a sophomore with 4 starts collecting 17 tackles. He had 5 tackles against USC, 4 tackles against Washington and UCLA, 3 tackles against Colorado and 1 tackle against Arizona State.


He tallied 13 tackles while appearing in 11 games as a true freshman in 2019. He recorded 4 tackles against Arizona State, 2 tackles against Washington and Oregon and 1 tackle against Texas Tech, UCLA, Colorado, USC and Utah.

HIGH SCHOOL

As a senior in 2018, he earned all-conference and all-city honors. Across three seasons and 27 games, recorded 180 total tackles, 15.5 for loss and 12.5 sacks. During his senior season, he played in 11 games and collected a career-best 90 tackles.

PERSONAL

He earned his bachelor's degree in General Studies – Sports and Society from Arizona. He is currently pursuing a certificate in Gerontology at USC with a 3.50 GPA.



DB
15

ANTHONY BEAVERS JR.

Baldwin Hills, Calif.
St. Bernard HS

R-So. | 6'1 | 210

Career Stats

YR	TAC	TFL-YDS	PBU	FR
2021	0	0-0	0	0
2022	12	1.5-2	0	0
CAREER	102	1.5-2	0	0

Game-by-Game

2022

GAME	TAC	TFL-YDS	PBU	FR
Rice	0	0-0	0	0
Stanford	3	1.5-2	0	0
Fresno St.	4	0-0	0	0
Oregon St.	0	0-0	0	0
Arizona St.	0	0-0	0	0
Washington St.	2	0-0	0	0
Utah	0	0-0	0	0
Arizona	0	0-0	0	0
California	0	0-0	0	0
Colorado	2	0-0	0	0
UCLA	0	0-0	0	0
ND	0	0-0	0	0
Utah	0	0-0	0	0
Tulane	1	0-0	0	0
2022	12	1.5-2	0	0

CAREER

In his 2-year career, he has 12 tackles (1.5 for losses) while appearing in 12 games.

2023

Beavers looks to compete for playing time at defensive back as a redshirt sophomore in 2023.

2022

Beavers saw action in 14 games as a redshirt freshman defensive back in 2022. He accumulated 12 tackles, including 1.5 for loss of 2 yards.

He had 3 tackles and 1.5 for losses at Stanford. He tallied 4 tackles against Fresno State., He had 2 tackles against Washington State. He recorded 2 tackles against Colorado. He had 1 tackle in the Cotton Bowl against Tulane.

2021

Beavers, who enrolled at USC in the spring of 2021 after graduating a semester early from high school, saw action at safety in 2 games (Washington State, California) as a first-year freshman in 2021. He did not make a tackle. He was named USC's **Co-Defensive Service Team Player of the Year**.

HIGH SCHOOL

He made the **2020 PrepStar Dream Team**. He transferred to St. Bernard High in Playa del Rey (Calif.) in 2020.

As a 2019 junior at Narbonne High in Harbor City (Calif), he had 13 tackles (2 for a loss), 1 interception, 3 deflections, a fumble recovery and a forced fumble.

As a sophomore in 2018 at Serra High in Gardena (Calif), he made **Cal-Hi Sports All-State Sophomores first team** when he had 70 tackles (1 for a loss), 1 interception, 3 deflections and a forced fumble.

As a freshman, he made the **2017 Max Preps Freshman All-American second team** as he had 8 tackles as a 2017 freshman and also caught an 8-yard pass.

PERSONAL

He is majoring in Psychology at USC with a minor in Occupational Science. He was in the Netflix show "Coach Snoop," about rapper Snoop Dogg and his Snoop Youth Football League.



DL
79

DE'JON BENTON

Pittsburg, Calif.
Pittsburg HS

R-Sr. | 6'1 | 270

Career Stats

YR	TAC	TFL-YDS	PBU	FR
2019	3	0-0	0	0
2021	3	0-0	0	0
2022	14	1.5-1	0	0
CAREER	20	1.5-1	0	0

Game-by-Game

2022

GAME	TAC	TFL-YDS	PBU	FR
Rice	5	0.5-0	0	0
Fresno St.	2	0-0	0	0
Oregon St.	0	0-0	0	0
Arizona St.	2	0-0	0	0
Washington St.	1	0-0	0	0
Utah	0	0-0	0	0
Arizona	2	0-0	0	0
California	1	1.0-1	0	0
Colorado	0	0-0	0	0
UCLA	0	0-0	0	0
ND	0	0-0	0	0
Utah	0	0-0	0	0
Tulane (CB)	1	0-0	0	0
2022	14	1.5-1	0	0

2021

GAME	TAC	TFL-YDS	PBU	FR
Washington St.	2	0-0	0	0
Colorado	1	0-0	0	0
2021	3	0-0	0	0

2019

GAME	TAC	TFL-YDS	PBU	FR
Arizona	1	0-0	0	0
Oregon	1	0-0	0	0
Iowa (HB)	1	0-0	0	0
2019	3	0-0	0	0

CAREER

In his 4-year career, he has 20 tackles (1.5 for losses) and a QB hurry while appearing in 26 games.

2023

Benton looks to battle for playing time on the defensive line as a redshirt senior in 2023.

2022

Benton saw action on the USC defensive line in 13 games (all but Stanford) as a redshirt junior in 2022. He totaled 14 tackles, including 1.5 for a loss of 1 yard and a QB hurry.

He had 5 tackles, including 0.5 for loss, against Rice. He recorded 2 tackles against Fresno State. He had 1 QB hurry at Oregon State. He tallied 2 tackles against Arizona State and 1 tackle against Washington State. He posted 2 tackles at Arizona, and 1 tackle, including 1 for loss, against California. He had 1 tackle in the Cotton Bowl against Tulane.



2021

Benton saw action on the defensive line in USC's first 8 games (all but Arizona State, UCLA, BYU, California) as a redshirt sophomore in 2021. Overall in 2021, he made 3 tackles (2 at Washington State and 1 at Colorado). A knee sprain suffered against Arizona sidelined him for the season's final 4 games (Arizona State, UCLA, BYU, California).

2020

Benton saw brief action in 1 game (Washington State) as a backup defensive lineman as a redshirt freshman in 2020, but he did not make a tackle.

2019

Benton was a backup defensive lineman as a first-year freshman in 2019. Overall while appearing in 4 games in 2019 (Arizona, Oregon, Arizona State, Iowa), he made 3 tackles (1 each against Arizona, Oregon and Iowa). He missed 3 games with an ankle injury (Stanford, BYU, Utah). He was able to redshirt.


HIGH SCHOOL

He made **2018 PrepStar All-Western Region** as a senior defensive and offensive lineman at Pittsburg (Calif.) High. He had 43 tackles, including 11 for losses (with 2 sacks), plus a forced fumble and a deflection in 2018.

As a junior in 2017, he had 36 tackles, including 2 for losses (with a sack), plus a fumble recovery and a deflection.

PERSONAL

He is majoring in Non-Governmental Organizations and Social Change at USC.



WR
1

**ZACHARIAH
BRANCH**

Las Vegas, Nev.
Bishop Gorman HS

Fr. | 5'10 | 175

2023

Branch, who enrolled at USC in the spring of 2023 after graduating a semester early from high school, will compete for playing time at wide receiver as a true freshman in 2023.

HIGH SCHOOL

Branch tallied 753 yards on 45 receptions with 11 TDs and recorded 5 punt returns for 90 yards (18.0 avg.) as a senior wide receiver at Bishop Gorman (Nev.). He competed in the **2023 Under Armour All-American Game** where he was be a team captain. He was also chosen to play in the **2023 Polynesian Bowl**. He was named to the **2022 Nevada Preps All-Southern Nevada First Team** after helping the Gaels win the Class 5A state title.

As a junior, he helped Bishop Gorman get to the Nevada 5A state championship and collected 1,094 yards on 48 receptions with 14 TDs. He also rushed for 5 yards on 1 carry and returned 2 punts for TDs. Branch was named the **2021 MaxPreps Nevada Player of the Year** and earned placement on the **2021 MaxPreps Junior All-American First Team**, the **2021 MaxPreps California All-State First Team** and the **2021 Nevada Preps All-Southern Nevada First Team**.

In an abbreviated two-game sophomore season in the spring of 2021, he caught 7 passes for 134 yards with 4 TDs. He played in 9 games as a freshman and caught 18 passes for 391 yards and 4 TDs and rushed for 5 yards on 1 carry. He also tallied 2 kickoff returns for 43 yards (21.5 avg.).

Branch also competed in track and field. He was the **Nevada Southern 5A Regional champion** in the 100 meters, 200 meters and long jump as a sophomore in 2021 when he ran a 10.33 100 and a wind-aided 21.01 200. He long jumped a personal-best 24-0 and triple jumped 46-4.25, which was the state's best leap of the season.

Current Trojans Zion Branch, Garrett Pomerantz and Fabian Ross also prepped at Bishop Gorman.

PERSONAL

He is a majoring in Real Estate Development at USC. His brother, Zion, is currently a redshirt freshman on the Trojan roster. His great-uncle, Cliff Branch, is a former Raiders wide receiver who was enshrined into the Pro Football Hall of Fame in Canton, Ohio in August. His father, Shéva, played fullback for San Jose State.



DB
8

**ZION
BRANCH**

Las Vegas, Nev.
Bishop Gorman HS

R-Fr. | 6'2 | 210

2023

Branch returns to the field healthy and ready to compete for action at defensive back as a redshirt freshman in 2023.

2022

Branch redshirted in 2022 due to a season-ending lower body injury that occurred in fall camp.

HIGH SCHOOL

He made **2021 PrepStar Dream Team** and **Nevada Preps All-Southern Nevada first team** as he had 42 tackles, including 2 for losses, and 7 deflections as a senior safety at Bishop Gorman High in Las Vegas (Nev.). Bishop Gorman won the 2021 state Class 5A championship.

As a 2019 sophomore, he had 29 tackles, 5 interceptions with a TD, a fumble recovery, a deflection and a blocked field goal on defense and he returned 2 kickoffs for 49 yards (24.5 avg) and had a punt return for 15 yards (15.0 avg).

As a 2018 freshman, he made 38 tackles, 3 deflections and an interception, plus he had a kickoff return for 38 yards (38.0 avg). Current Trojans Zachariah Branch, Garrett Pomerantz and Fabian Ross also prepped at Bishop Gorman.

PERSONAL

His brother, Zachariah, is currently a freshman on the USC football team. His great uncle is the late Cliff Branch, the legendary receiver who played at Colorado and then 15 years with the Oakland/Los Angeles Raiders (where he won 3 Super Bowls and made 4 Pro Bowls).



ILB
52

**THEO
BRAVOS**

Yuba City, Calif.
Sutter Union HS

Jr. | 5'10 | 210

2023

Bravos will compete for playing time at inside linebacker as a junior in 2023.

2022

Bravos did not see any action as a sophomore in 2022.

HIGH SCHOOL

He was a member of the varsity football team at Sutter Union as a junior and senior. He recorded 94 tackles, including 16 for loss.

PERSONAL

Bravos joined the team in 2022 as a sophomore. He started attending USC in 2021 and is majoring in Business Administration with a 3.00 GPA. He did not play football in 2021.



DB
16

**PROPHET
BROWN**

Sacramento, Calif.
Monterey Trail HS

R-So. | 5'11 | 190

Career Stats

YR	TAC	TFL-YDS	PBU	FR
2021	7	0-0	0	0
2022	5	0-0	0	0
CAREER	12	0-0	0	0

Game-by-Game

2022				
GAME	TAC	TFL-YDS	PBU	FR
Rice	0	0-0	0	0
Stanford	0	0-0	0	0
Fresno St.	1	0-0	0	0
Oregon St.	1	0-0	0	0
Arizona St.	0	0-0	0	0
Washington St.	0	0-0	0	0
Utah	0	0-0	0	0
Arizona	1	0-0	0	0
California	0	0-0	0	0
Colorado	1	0-0	0	0
UCLA	1	0-0	0	0
ND	0	0-0	0	0
Utah	0	0-0	0	0
Tulane (CB)	0	0-0	0	0
2022	5	0-0	0	0
2021				
GAME	TAC	TFL-YDS	PBU	FR
Utah	1	0-0	0	0
ND	1	0-0	0	0
California	5	0-0	0	0
2021	7	0-0	0	0

CAREER

In his 2-year career, he has 12 tackles while appearing in 17 games with 1 start.

2023

Brown looks to compete for playing time among the defensive backs as a redshirt sophomore in 2023.

2022

Brown saw action in 13 games [all but Stanford] as a redshirt freshman, in 2022. He tallied a total of 5 tackles. Brown also contributed to special teams on the kickoff return unit. He had 1 tackle against Fresno State and 1 tackle against Oregon State. He made 1 tackle at Arizona and had 1 tackle against Colorado. He recorded 1 tackle at UCLA.

2021

Brown saw action in 4 games [Washington State, Utah, Notre Dame, California] and started once [at California] as a first-year freshman cornerback in 2021. Overall in 2021, he made 7 tackles (1 each against Utah and Notre Dame and 5 at California).

HIGH SCHOOL

He made the **2020 PrepStar Dream Team and Southern California News Group Fab 15 second team** as a senior cornerback and running back at Monterey Trail High in Elk Grove (Calif.).

As a 2019 junior, he was **Cal-Hi Sports All-State Juniors first team** when he ran for 779 yards on 64 carries (12.2 avg) with 2 TDs, caught 17 passes for 343 yards (20.2 avg) with 5 TDs and completed 3-of-4 passes (75.0%) for 67 yards (all were TDs) on offense, had 17 tackles, 3 interceptions (1 for a TD) and 5 deflections on defense and returned 10 kickoffs for 342 yards (34.2 avg) with 1 for a TD and had a 34-yard punt. He was named **2019-20 SportStars Magazine Sac-Joaquin Male Athlete of the Year**.

As a sophomore in 2018, he had 36 carries for 551 yards (15.3 avg) with 9 TDs and caught 5 passes for 44 yards on offense, had 17 tackles (1 for a loss), an interception, 8 deflections and a fumble recovery on defense and returned 5 kickoffs for 111 yards (22.2 avg) and had 2 punt returns for 4 yards (2.0 avg).

He also played on Monterey Trail's basketball and track teams (as a sophomore, he was a member of the state champion 400-meter relay team and has personal bests of 10.90 in the 100 meters, 22.71 in the 200, 50.74 in the 400 and 21-10 in the long jump).

PERSONAL

He is majoring in Communication at USC with a 3.35 GPA. His nickname is Peanut Butter.



RB
14

**RALEEK
BROWN**

Santa Ana, Calif.
Mater Dei HS

So. | 5'8 | 185

Career Stats

YR	TCB	YDS	AVG	TD	LG	REC	YDS	AVG	TD	LG
2022	42	227	5.4	3	39	16	175	10.9	3	40
YR	KOR	YDS	AVG	TD	LG					
2022	24	517	21.5	0	40					



Game-by-Game

2022										
GAME	TCB	YDS	AVG	TD	LG	REC	YDS	AVG	TD	LG
Rice	6	36	6.0	1	14	2	40	20.0	0	40
Stanford	4	19	4.8	0	7	0	0	0.0	0	0
Fresno St.	0	0	0.0	0	0	1	8	8.0	0	8
Oregon St.	3	8	2.7	0	5	0	0	0.0	0	0
Arizona St.	6	27	4.5	0	12	0	0	0.0	0	0
Wash. St.	2	5	2.5	0	5	1	9	9.0	0	9
Utah	1	2	2.0	0	2	0	0	0.0	0	0
Arizona	0	0	0.0	0	0	1	6	6.0	1	6
California	2	-1	-0.5	0	7	0	0	0.0	0	0
Colorado	7	52	7.4	0	19	2	38	19.0	1	25
UCLA	3	11	3.7	0	5	3	27	9.0	0	12
ND	2	7	3.5	1	5	2	24	12.0	0	12
Utah	0	0	0.0	0	0	2	-1	-0.5	1	3
Tulane	6	61	10.2	1	39	2	24	12.0	0	13
2022	42	227	5.4	3	39	16	175	10.9	3	40

GAME	KOR	YDS	AVG	TD	LG
Rice	0	0	0.0	0	0
Stanford	0	0	0.0	0	0
Fresno St.	0	0	0.0	0	0
Oregon St.	0	0	0.0	0	0
Arizona St.	1	10	10.0	0	10
Wash. St.	2	54	27.0	0	29
Utah	4	86	21.5	0	30
Arizona	0	0	0.0	0	0
California	3	66	22.0	0	25
Colorado	3	94	31.3	0	40
UCLA	3	49	16.3	0	28
ND	0	0	0.0	0	0
Utah	4	91	22.8	0	29
Tulane	4	67	16.8	0	25
2022	24	517	21.5	0	40

2023

Brown will look to be a key contributor at running back as a sophomore in 2023.

2022

Brown contributed in all 14 games as a true freshman in 2022. He rushed for 227 yards on 42 carries (5.4 avg) with 3 TDs, caught 16 passes for 175 yards (10.97 avg) with 3 TDs. Brown also returned kickoffs for USC. He had 24 returns for a total of 517 yards (21.54 avg) with a long of 40 yards to finish the season ranked No. 22 in the nation for combined kick returns.

He had 6 carries for 36 yards with 1 TD and 2 catches for 40 yards against Rice. He had 4 carries for 19 yards at Stanford. He had 1 catch for 8 yards against Fresno State. He recorded 3 carries for 8 yards at Oregon State. He had 6 carries for 27 yards and 1 kick return for 10 yards against Arizona State. He had 2 carries for 5 yards, 1 reception for 9 yards and 2 kickoff returns for 54 yards against Washington State. He had 1 carry for 2 yards and 4 kickoff returns for 86 yards at Utah. He had 1 reception for 6 yards for a TD at Arizona. He returned 3 kickoffs for 55 yards against California. He had 7 carries for 52 yards, 2 receptions for 38 yards and a TD and had 3 kickoff returns for 94 yards against Colorado. He had 3 carries for 11 yards, 3 catches for 27 yards and 3 kickoff returns for 49 yards at UCLA. He had 2 carries for 7 yards with 1 TD and 2 receptions for 24 yards against Notre Dame. He had 1 receiving TD and 4 kickoff returns for 91 yards in the Pac-12 Championship game against Utah. He had 6 carries for 61 yards with a TD, 2 receptions for 24 yards and 4 kickoff returns for 67 yards in the Cotton Bowl against Tulane.

HIGH SCHOOL

He made **2021 PrepStar Dream Team**, **All-CIF Division 1 Co-Offensive Player of the Year**, **Los Angeles Times All-Star first team** and **Orange County Register All-Orange County first team** as he had 143 carries for 1,123 yards (7.9 avg) with 15 TDs and caught 12 passes for 107 yards (8.9 avg) as a senior running back at Mater Dei High in Santa Ana [Calif.]. Mater Dei went 12-0 and won the 2021 national, state Open Division and CIF Southern Section Division I titles.

He made the **2021 spring MaxPreps All-State first team** as a junior when he had 53 carries for 367 yards (6.9 avg) with 5 TDs and caught 8 passes for 85 yards (10.6 avg) on offense and recovered a fumble on defense.

He made **2019 MaxPreps Sophomore All-American first team**, **Cal-Hi Sports Sophomore All-State first team** and **All-Sac-Joaquin Co-Sophomore of the Year** as a running back, wide receiver and defensive back at Edison High in Stockton (Calif.), when he had 95 carries for 996 yards (10.5 avg) with 16 TDs and caught

34 passes for 667 yards (19.6 avg) with 9 TDs on offense, made 24 tackles (with 2 sacks) and had an interception, 4 deflections and a forced fumble on defense and had 6 kickoff returns for 127 yards (21.2 avg) and 12 punt returns for 235 yards (19.6 avg) with a TD.

He made **2018 MaxPreps Freshman All-American first team** as he had 158 carries for 1,688 yards (10.7 avg) with 18 TDs and caught 31 passes for 741 yards (23.9 avg) with 9 TDs on offense, had 37 tackles (with 2 sacks), 2 interceptions with a TD, 2 deflections and a forced fumble on defense and had 4 kickoff returns for 50 yards (12.5 avg) and 6 punt returns for 91 yards (15.2 avg). Current Trojans Domani Jackson, Raesjon Davis, Kyron Hudson, Josiah Zamora, Solomon Tuliaupupu and Corey Nerhus also prepped at Mater Dei.

PERSONAL

He is majoring in Communication at USC.



DB
7

CALEN
BULLOCK

Pasadena, Calif.
John Muir HS

Jr. | 6'3 | 190

Career Stats

YR	TAC	TFL-YDS	PBU	FR	INT	YDS	AVG	TD	LG
2021	39	0-0	3	0	2	0	0.0	0	0
2022	48	0-0	5	0	5	172	34.4	1	93
CAREER	87	0-0	8	0	7	172	24.6	1	93

Game-by-Game

2022										
GAME	TAC	TFL-YDS	PBU	FR	INT	YDS	AVG	TD	LG	
Rice	6	0-0	0	0	1	93	93.0	1	93	
Stanford	3	0-0	0	0	0	0	0.0	0	0	
Fresno St.	1	0-0	0	0	0	0	0.0	0	0	
Oregon St.	4	0-0	0	0	0	0	0.0	0	0	
Arizona St.	3	0-0	1	0	1	56	56.0	0	56	
Wash. St.	1	0-0	0	0	0	0	0.0	0	0	
Utah	5	0-0	0	0	0	0	0.0	0	0	
Arizona	7	0-0	2	0	0	0	0.0	0	0	
California	1	0-0	1	0	1	12	12.0	0	12	
Colorado	0	0-0	0	0	1	0	0.0	0	0	
UCLA	7	0-0	0	0	0	0	0.0	0	0	
ND	5	0-0	0	0	1	11	11.0	0	11	
Utah	4	0-0	1	0	0	0	0.0	0	0	
Tulane	1	0-0	0	0	0	0	0.0	0	0	
2022	48	0-0	5	0	5	172	24.6	1	93	

2021										
GAME	TAC	TFL-YDS	PBU	FR	INT	YDS	AVG	TD	LG	
SJSU	8	0-0	0	0	0	0	0.0	0	0	
Stanford	2	0-0	1	0	0	0	0.0	0	0	
Wash. St.	4	0-0	0	0	1	0	0.0	0	0	
Oregon St.	1	0-0	0	0	0	0	0.0	0	0	
Colorado	2	0-0	0	0	0	0	0.0	0	0	
Utah	3	0-0	0	0	0	0	0.0	0	0	
ND	5	0-0	0	0	0	0	0.0	0	0	
Arizona	4	0-0	1	0	0	0	0.0	0	0	
Arizona St.	2	0-0	0	0	0	0	0.0	0	0	
UCLA	5	0-0	0	0	0	0	0.0	0	0	
BYU	3	0-0	1	0	1	0	0.0	0	0	
2021	39	0-0	3	0	2	0	0.0	0	0	

CAREER

In his 2-year career, he has 87 tackles, 7 INTs (running 1 back for a TD) and 8 pass breakups while appearing in 26 games with 14 starts.

2023

Bullock, a First Team All-American, should shine again at defensive back as a junior in 2023.



2023 VETERAN BIOGRAPHIES

2022

Bullock was a key component of USC's secondary as a sophomore in 2022. He started in all 14 games and led the team in INTs with 5 (ranked 11th in the nation). His 5 INTs were the most in a season since Adoree' Jackson also had 5 in 2016. He also tallied 48 tackles (6th on the team) and 5 pass breakups (T-2nd on the team). Bullock was named a **First Team All-American** per Pro Football Focus and to the **AP All-Pac-12 First Team** and the **All-Pac-12 Second Team**.

He had 6 tackles and 1 INT that he ran back 93 yards for a TD against Rice. He tallied 3 tackles at Stanford and 1 tackle against Fresno State. He had 4 tackles at Oregon State. He recorded 3 tackles, 1 INT and 1 pass breakup against Arizona State. He had 1 tackle against Washington State. He collected 5 tackles at Utah. He had 7 tackles and 2 pass breakups at Arizona. He recorded 1 tackle, 1 INT and 1 pass breakup against California. He had 1 INT against Colorado and 7 tackles at UCLA. He tallied 5 tackles and 1 INT against Notre Dame. He had 4 tackles and 1 pass breakup in the Pac-12 Championship game against Utah. He had 1 tackle in the Cotton Bowl against Tulane.

2021

Bullock, who enrolled at USC in the spring of 2021 after graduating a semester early from high school, made an immediate impact in the secondary while playing free safety, nickelback and cornerback as a first-year freshman in 2021. Overall in 2021 while appearing in all 12 games and starting 6 times (San Jose State, Arizona and UCLA at free safety, Washington State and Notre Dame at nickelback and California at cornerback), he had 39 tackles, 2 interceptions and 3 deflections. He made the **2021 Football Writers Freshman All-American, Pro Football Focus True Freshman All-American first team** and won USC's **2021 Co-Defensive Perimeter Player of the Year Award**.

He started at free safety against San Jose State (becoming the first USC true freshman to start an opener at safety since Su'a Cravens in 2013 versus Hawaii) and had a team-high 8 tackles. He had 2 tackles and a deflection against Stanford, 4 tackles and an interception at Washington State, a tackle against Oregon State, 2 tackles at Colorado, 3 tackles against Utah and 5 tackles at Notre Dame. He had 4 tackles and a deflection against Arizona, 2 tackles against Arizona State, 5 tackles versus UCLA and 3 tackles, an end-zone interception and a deflection against BYU.

HIGH SCHOOL

He made the **2020 PrepStar Dream Team** and **Southern California News Group Fab 15 second team** as a senior defensive back and wide receiver at John Muir High in Pasadena (Calif.).

As a 2019 junior, he was **Cal-Hi Sports All-State Juniors second team** and **All-CIF Division 11** when he made 45 tackles (with a sack), 6 interceptions and 3 deflections on defense, had 40 receptions for 914 yards (22.9 avg) with 8 TDs, a 30-yard run and completed a 40-yard pass on offense and returned 7 punts for 125 yards (17.9 avg) and 5 kickoffs for 80 yards (16.0 avg).

He made 8 tackles as a 2018 sophomore.

PERSONAL

He is majoring in Communication at USC.



RUSH
51

SOLOMON BYRD

Palmdale, Calif.
Knight HS / Wyoming

R-Sr. | 6'3 | 250

Career Stats

YR	TAC	TFL-YDS	PBU	FR
2018	5	0-0	0	0
2019	45	9.5-	1	0
2021	37	3.5-0	0	0
2022	28	7.5-45	1	2
CAREER	115	20.5-45	2	2

Game-by-Game

2022				
GAME	TAC	TFL-YDS	PBU	FR
Rice	0	0-0	0	0
Stanford	4	2.0-11	1	0
Fresno St.	4	2.0-16	0	1
Oregon St.	3	0-0	0	0
Arizona St.	2	0.5-0	0	0
Washington St.	2	1-3	0	0
Utah	1	0.5-2	0	0
Arizona	1	0-0	0	0
California	2	0-0	0	0
Colorado	4	0-0	0	0
UCLA	2	0.5-3	0	0
ND	2	1-10	0	0
Utah	1	0-0	0	0
Tulane (CB)	0	0-0	0	1
2022	28	7.5-45	1	2

CAREER

In his 4-year career (3 years at Wyoming and 1 year at USC) he has 115 tackles, including 20 for losses (with 14 sacks), 3 forced fumbles, 2 fumble recoveries and 2 pass breakups and 1 QB hurry while appearing in 37 games with 11 starts.

2023

Byrd will compete for playing time at rush end as a redshirt senior in 2023.

2022

Byrd, who transferred to USC in the fall of 2022 from Wyoming, tallied 28 total tackles, including 7 for loss of 45 yards (with 4 sacks for losses of 28 yards). He also had 1 forced fumble, 1 fumble recovery, 1 QB hurry and 1 pass breakup while contributing to USC's defensive line in all 14 games with 4 starts.

He had 4 tackles, including 2 for loss (with 2 sacks) and 1 pass breakup against Stanford. He recorded 4 tackles, including 2 for loss (with 1 sack), 1 forced fumble and 1 fumble recovery against Fresno State. He tallied 3 tackles and 1 QB hurry at Oregon State. He collected 2 tackles, including 0.5 for loss, against Arizona State. He had 2 tackles, including 1 for loss, against Washington State. He notched 1 tackle, including 0.5 for loss, at Utah. He had 1 tackle at Arizona and 2 tackles against California. He accumulated 4 tackles against Colorado. He had 2 tackles, including 0.5 for loss, at UCLA. He tallied 2 tackles, including 1 for loss (with 1 sack), against Notre Dame. He had 1 tackle in the Pac-12 Championship game against Utah.

WYOMING

He had 37 tackles, including 3.5 sacks, while appearing in 8 games (with 6 starts) as a redshirt junior defensive end in 2021. He had 6 tackles against Ball State (with a sack), UConn (with 1.5 sacks), Air Force and Fresno State (with a sack), 5 tackles versus New Mexico and 4 stops at Northern Illinois. He missed Wyoming's final 5 games due to injury.

He opted out the 2020 season due to COVID-19.



He earned **2019 FWAA Freshman All-American first team** honors while appearing in 12 games (with 1 start, versus UNLV) as a redshirt freshman, getting 45 tackles, including 9.5 for losses (with a team-high 6.5 sacks), plus a team-best 2 forced fumbles, a fumble recovery and a deflection. He had 7 tackles (with 2.5 sacks) against Nevada, 6 tackles (with 2.5 sacks) at Tulsa and 5 tackles against Idaho (with a sack) and Georgia State in the Arizona Bowl.

He appeared in 3 games as a 2018 true freshman, making 5 tackles.

HIGH SCHOOL

As a 2017 senior defensive end and tight end at Knight High in Palmdale (Calif.), he had 60 tackles, including 10 for losses (with 9 sacks) and 4 forced fumbles on defense and caught 8 passes for 117 yards (14.6 avg) on offense.

As a 2016 junior, he had 70 tackles, including 7.5 for losses (with 4 sacks), 2 forced fumbles and a fumble recovery on defense and caught 7 passes for 92 yards (13.1 avg) on offense.


He made 25 tackles, with 3 sacks, and had a fumble recovery as a 2015 sophomore.

Current Trojan Christian Rolland-Wallace also prepped at Knight.

He also played basketball at Knight.

PERSONAL

He received his bachelor's degree in American Studies from Wyoming in 2022. He is currently pursuing his master's degree in Gerontology at USC with a 3.32 GPA. He and his wife, Taysia, have a young son, Messiah.



SNP
39

JAC CASASANTE

Altadena, Calif.
Loyola HS

R-Sr. | 6'0 | 225

2023

Casasante will return as USC's starting long snapper as a redshirt senior in 2023.

2022

Casasante was USC's starting long snapper as a redshirt senior in 2022. He recorded 1 tackle at Oregon State.

2021

Casasante did not see action as a backup long snapper as a redshirt junior in 2021.

2020

Casasante did not see action as a backup long snapper as a redshirt sophomore in 2020.

2019

Casasante did not see action as a backup long snapper as a redshirt freshman in 2019.

2018


Casasante did not see action as a backup long snapper as a redshirt freshman in 2019.

HIGH SCHOOL

He was a long snapper as a 2017 senior at Loyola High in Los Angeles (Calif.). Current Trojans Sinjun Astani, Miller Moss and Ceyair Wright also prepped at Loyola.

PERSONAL

He is majoring in Sociology at USC. His real first name is John.



ILB
13

MASON COBB

Provo, Utah
Provo HS / Oklahoma State

Sr. | 6'0 | 230

Career Stats

YR	TAC	TFL-YDS	PBU	FR	INT	YDS	AVG	TD	LG
2020*	2	0-0	0	0	0	0	0.0	0	0
2021*	10	2-11	0	0	0	0	0.0	0	0
2022*	96	13-25	2	0	1	13	13.0	0	13
CAREER	108	16-37	2	0	1	13	13.0	0	13

*at Oklahoma State

CAREER

In his 3-year career at Oklahoma State (2020-22), he had 106 tackles, including 16.0 for losses (with 3 sacks) and 1 INT, 1 pass deflection and 1 forced fumble while appearing in 31 games with 13 starts.

2023

Cobb, who transferred to USC in the spring of 2023 from Oklahoma State, will compete for playing time at inside linebacker as a senior (with two years of eligibility remaining).

OKLAHOMA STATE

He was named to the **All-Big-12 Second Team** as he led the Pokes in tackles and tackles for loss with 96 total tackles and 13.0 for losses as a junior linebacker in 2022. His tackles for loss marked the second-most in the Big-12. He had 11 tackles against Central Michigan, 9 tackles against Arizona State, 4 tackles (with 2 sacks) against Arkansas Pine-Bluff, 6 tackles against Baylor, 8 tackles and 1 INT for 13 yards against Texas Tech, a career-high 16 tackles against TCU, which was the most in a single game by an OSU player since Jordan Sterns had 20 tackles on Oct. 25, 2014, 7 tackles against Texas, 8 tackles against Kansas State, 3 tackles and 1 forced fumble against Kansas, 5 tackles against Iowa State, 8 tackles and 1 pass deflection against Oklahoma and 11 tackles against West Virginia.

He collected 8 tackles (with 1 sack) as a sophomore in 2021. He was named to the **Academic All-Big 12 Second Team**. He played in 14 games with 1 start and was heavily used on special teams. He had 1 tackle (with 1 sack) against Missouri State, 1 tackle against Tulsa, 1 tackle against Baylor, 1 tackle against West Virginia, 3 tackles against TCU, 2 tackles against Texas Tech and 1 tackle against Notre Dame in the Fiesta Bowl.

He appeared in the final 5 games of the 2020 season as a freshman, primarily on special teams. He recorded 2 tackles, 1 against Baylor and 1 against Miami in the Cheez-It Bowl.

HIGH SCHOOL

As a senior, he helped lead Provo HS to a regional championship and a quarter-final appearance in the playoffs. He recorded 118 tackles with 11 for loss (and 3 sacks) and 3 INTs and 2 fumble recoveries.

As a junior, he earned **First Team All-State** and **First Team All-District** as he tallied 119 tackles with 11 for loss and 3 INTs. Offensively, he had 38 catches for 384 yards as a tight end during his junior and senior seasons.

He also played basketball and baseball at Provo.



2023 VETERAN BIOGRAPHIES

PERSONAL

He is majoring in Social Sciences with an emphasis in Economics at USC with a 3.25 GPA.



RB
34

MATT COLOMBO

El Segundo, Calif.
St. John Bosco HS

R-Jr. | 5'10 | 200

2023

Colombo will compete for playing time at running back as a redshirt junior in 2023.

2022

Colombo did not see action at running back as a redshirt sophomore in 2022.

2021

Colombo did not see action as a reserve running back as a redshirt freshman in 2021.

2020

Colombo did not see action as a first-year freshman reserve running back in 2020.

HIGH SCHOOL

He rushed for 77 yards on 11 carries (7.0 avg) and had 10 tackles as a 2019 senior running back and safety at St. John Bosco High in Bellflower (Calif.).

As a 2018 junior, he ran for 290 yards on 42 carries (6.9 avg) with 5 TDs, caught an 11-yard pass and had 6 tackles and an interception. Current Trojans Jude Wolfe, Will Rose and Kobe Pepe also prepped at St. John Bosco.

He also was a sprinter on St. John Bosco's track team.

PERSONAL

He is majoring in Business Administration at USC with a 3.43 GPA. He made the **2022 Pac-12 Academic Honor Roll**.



DB
14

JACOBE COVINGTON

Chandler, Ariz.
Saguaro HS / Washington

R-Jr. | 6'2 | 200

Career Stats

YR	TAC	TFL-YDS	PBU	FR
2020*	0	0-0	0	0
2021*	5	1-8	0	0
2022	18	0-0	4	1
CAREER	23	1-8	4	1

*at Washington

Game-by-Game

2022	GAME	TAC	TFL-YDS	PBU	FR
	Rice	2	0-0	0	0
	Stanford	0	0-0	0	1
	Fresno St.	3	0-0	0	0
	Oregon St.	0	0-0	0	0
	Arizona St.	1	0-0	1	0
	Washington St.	0	0-0	0	0
	Utah	1	0-0	0	0
	Arizona	1	0-0	1	0
	California	3	0-0	1	0
	Colorado	1	0-0	0	0
	UCLA	0	0-0	0	0
	ND	2	0-0	0	0
	Utah	3	0-0	1	0
	Tulane (CB)	1	0-0	0	0
2022		18	0-0	4	1

CAREER

In his 3-year career (2 years at Washington and 1 year at USC), he has 19 tackles (with a sack) and 4 pass breakups while appearing in 27 games with 3 starts.

2023

Covington will compete for playing time at defensive back as a redshirt junior in 2023.

2022

Covington tallied 14 tackles and 4 pass breakups as a redshirt sophomore defensive back in 2022 while appearing in all 14 games with 3 starts.

WASHINGTON

He appeared in all 12 games as a redshirt freshman backup cornerback and free safety at Washington in 2021. Overall in 2021, he had 5 tackles (with a sack).

He saw action in 1 game (Stanford) as a first-year freshman in 2020, but did not make a tackle.

HIGH SCHOOL

He made **2019 MaxPreps All-Arizona first team** and **Tacoma News-Tribune Western 100** as a senior safety at Saguaro High in Scottsdale (Ariz.). He had 30 tackles, including 5 for losses (with 3 sacks), plus 12 deflections, 2 forced fumbles, 2 fumble recoveries, an interception, a blocked kick and a blocked punt in 2019. Saguaro was the 2019 Arizona Open Division State runnerup.

As a 2018 junior, he had 17 tackles, including 1 for a loss, and 4 deflections, plus he had a 34-yard punt return.

He also was a sprinter on Saguaro's track team, with bests of 11.07 in the 100 meters and 22.94 in the 200 meters.

PERSONAL

He is majoring in American Popular Culture at USC.



DB
29

MALIKI CRAWFORD

Oxnard, Calif.
Pacifica HS

Fr. | 6'4 | 170

2023

Crawford, who enrolled at USC in the spring of 2022 after graduating a semester early from high school, will compete for playing time at defensive back as a true freshman in 2023.



HIGH SCHOOL

He was named to the **2022 All-CIF Division 4 Team**, the **2022 VC Star All Channel League First Team** and the **VC Star 1st Team All-County** as a cornerback at Pacifica HS (Calif.). Crawford has experience playing in all three facets of the game. He also competed at the **2023 Polynesian Bowl**.

In 2021, Crawford was named the **2021 Channel League Defensive Back of the Year**, the **Pacifica HS Defensive Back of the Year** and earned placement on the **Cal-High Sports All-State Fall Football Team**, **VCFA All County Upper Division First Team**, the **VC Star All-County First Team** and the **VCFA All-County Academic Second Team**.

Crawford also ran track where he ran sprints and competed in the 100 meter, 200 meter and 4x100 relay.

PERSONAL

He has a 3.00 GPA at USC.



ILB
25

TACKETT CURTIS

Many, La.
Many HS

Fr. | 6'2 | 220

2023

Curtis, who enrolled at USC in the spring of 2022 after graduating a semester early from high school, will compete for playing time at inside linebacker as a true freshman in 2023.

HIGH SCHOOL

He was the **2022 MaxPreps Louisiana High School Player of the Year** and won the **State Championship game MVP** as a senior linebacker. He led Many HS (La.) to win the Louisiana 2A state championship. Curtis recorded 112 total tackles, 16 for loss, 6 sacks and 3 interceptions in his final season at Many. Offensively, he ran for 1,115 yards and 11 touchdowns including 2 in the state championship win. He was a finalist for the **high school Butkus Award** which recognizes the top linebacker in the nation. He was named the **2022 2a-3 Defensive MVP** and earned placement on the **2022 2a-3 All-District Team**. He also earned placement on the **2022 MaxPreps All-America First Team**.

In 2021, Curtis had 128 tackles, including 18 for a loss, with 4 interceptions and 3 forced fumbles. He was named to the **2021 2a-3 All-District Team** and selected as the **2021 2a-3 Defensive MVP**. He was also named to the **2021 2a-3 All-State Team** and earned **Defensive MVP**. He also was a **2021 MaxPreps Small School All-American** and named the **2021 Louisiana Football Report Co-Defensive Player of the Year**.

In 2020, Curtis once again played in all three phases of the game and helped Many HS to win the state title. He was named to the **2020 2a-3 All-District Team**, the **2020 2a-3 All-State Team** and was named the **Defensive MVP** of both. He was also named the **Shreveport Times Defensive Player of the Year**.

PERSONAL

He is majoring in Business Administration at USC.



PK-P
37

EDDIE CZAPLICKI

Charlotte, N.C.
Providence HS / Arizona State

Jr. | 6'1 | 200

Career Stats

YR	P	YDS	AVG	LG	KOs	Touchbacks
2021*	45	1954	43.4	62	1	0
2022*	50	2299	46.0	75	55	29
CAREER	95	4253	44.8	75	56	29

*at Arizona State

CAREER

In his 2-year career at Arizona State (2021-22), he handled punting and kick-offs duties. He's recorded 95 punts for 4,253 yards (44.8 avg.) with a long of 75 yards and 29 going 50 yards or more. He has touchbacks on 29 of his 56 kickoffs (51.8%).

2023

Czaplicki, who transferred to USC in the spring of 2023 from Arizona State, will compete to handle kicking and punting duties as a junior.

ARIZONA STATE

He saw key action handling punting and kickoffs as a sophomore in 2022. He averaged 46.0 yards on his 50 punts in 2022, of which 15 pinned opponents within the 20, 16 traveled 50-plus yards (with a long of 75 yards) and only 5 were touchbacks, and had touchbacks on 29 of his 55 kickoffs (52.7%).

He averaged 25.0 yards on his 1 punt against Northern Arizona and 4 of his 8 kickoffs were touchbacks. He averaged 47.5 yards on his 8 punts against Oklahoma State, with a career-best long of 75 yards and pinned the Cowboys inside the 20 three times, and 1 of his 4 kickoffs were touchbacks. He averaged 51.5 yards on his 4 punts against Eastern Michigan, with a long of 72 yards and pinned the Eagles inside the 20 one time, and 1 of his 3 kickoffs was a touchback. He averaged 46.4 yards on his 5 punts against Utah, with a long of 51, and all 3 of his kickoffs were touchbacks. He averaged 38.0 yards on his 3 punts against USC with a long of 39 yards, and 2 of his 4 kickoffs were touchbacks. He averaged 41 yards on his 2 punts against Washington with a long of 45 yards and pinned the Huskies inside the 20 one time, and 6 of his 8 kickoffs were touchbacks. He averaged 41.2 yards on his 6 punts against Stanford, with a long of 59 yards and pinned the Cardinal inside the 20 three times, and 1 of his 3 kickoffs were touchbacks. He averaged 48.4 yards on his 5 punts against Colorado, with a long of 64 yards and pinned the Buffs inside the 20 once, and 4 of his 7 kickoffs were touchbacks. He averaged 44.5 yards on his 4 punts against UCLA with a long of 51 yards and pinned the Bruins inside the 20 three times, and 2 of his 7 kickoffs were touchbacks. He averaged 48.1 yards on his 7 punts against Washington State, with a long of 62 yards and pinned the Cougars inside the 20 three times, and 1 of his 2 kickoffs were touchbacks. He averaged 50.5 yards on his 4 punts against Oregon State, with a long of 56 yards, and 1 of his 2 kickoffs were touchbacks. He averaged 48 yards on his 1 punt against Arizona, and 3 of his 4 kickoffs were touchbacks.

He was ASU's punter as a true freshman in 2021. He averaged 43.2 yards on his 45 punts in 2021, of which 18 pinned opponents within the 20, 13 traveled 50-plus yards (with a long of 62 yards) and only 3 were touchbacks, and he recorded 1 kickoff.

He averaged 46.0 yards on his 2 punts against Southern Utah, with a long of 51 yards and pinned the Thunderbirds inside the 20 one time. He averaged 29.0 yards on his 2 punts against UNLV, with a long of 32 and pinned the Rebels inside the 20 twice. He averaged 48.5 yards on his 4 punts against BYU with a long of 59 and pinned the Cougars inside the 20 once. He averaged 43.5 yards on his 4 punts against Colorado with a long of 53 and pinned the Buffs inside the 20 three times. He averaged 31.7 yards on his 3 punts against UCLA with a long of 38 yards. He averaged 31.3 yards on his 3 punts against Stanford with a long of 32 and pinned the Rebels inside the 20 twice. He averaged 48.5 yards on his 4 punts against BYU



2023 VETERAN BIOGRAPHIES

with a long of 59 and pinned the Cougars inside the 20 once. He averaged 43.5 yards on his 4 punts against Colorado with a long of 53 and pinned the Buffs inside the 20 three times. He averaged 31.7 yards on his 3 punts against UCLA with a long of 38 yards. He averaged 31.3 yards on his 3 punts against Stanford with a long of 36 yards and pinned the Cardinal inside the 20 once. He averaged 44.0 yards on his 4 punts against Utah with a long of 58 and pinned the Utes inside the 20 once. He averaged 48.0 yards on his 3 punts against Washington State with a long of 56 and pinned the Cougars inside the 20 once, and recorded 1 onside kick for 9 yards. He averaged 51.7 yards on his 3 punts against USC with a long of 54 and pinned the Trojans inside the 20 once. He averaged 45.8 yards on his 5 punts against Washington with a long of 52 and pinned the Huskies inside the 20 twice. He averaged 41.3 yards on his 4 punts against Oregon State with a long of 46 yards and pinned the Beavers inside the 20 once. He averaged 48.4 yards on his 5 punts with a long of 62 yards and pinned the Wildcats inside the 20 once. He averaged 45.3 yards on his 3 punts against Wisconsin in the Las Vegas Bowl with a long of 48 yards and pinned the Badgers inside the 20 twice.

HIGH SCHOOL

As a senior at Providence, he made 4 kicks of 40 or more yards, including 2 from 47 yards. He averaged over 40 net yards per punt, pinning the opponent inside the 20, 5 times. He launched a season-best punt of 68 yards, which was 1 of 3 punts of 50+ yards on the year.

As a sophomore, he made 8-of-9 field goals and nailed all 25 of his extra points.

PERSONAL

He is majoring in Economics at USC with a 3.25 GPA.



ILB
9

RAESJON DAVIS

Norco, Calif.
Mater Dei HS

Jr. | 6'0 | 225

Career Stats

YR	TAC	TFL-YDS	PBU	FR
2021	0	0-0	0	0
2022	8	0-0	0	0
CAREER	8	0-0	0	0

Game-by-Game

2022 GAME	TAC	TFL-YDS	PBU	FR
Rice	0	0-0	0	0
Stanford	0	0-0	0	0
Fresno St.	2	0-0	0	0
Oregon St.	0	0-0	0	0
Arizona St.	1	0-0	0	0
Washington St.	0	0-0	0	0
Utah	0	0-0	0	0
Arizona	0	0-0	0	0
California	0	0-0	0	0
Colorado	1	0-0	0	0
UCLA	1	0-0	0	0
ND	0	0-0	0	0
Utah	0	0-0	0	0
Tulane (CB)	3	0-0	0	0
2022	8	0-0	0	0

CAREER

In his 2-year career, he has 8 tackles while appearing in 24 games.

2023

Davis will compete for playing time at inside linebacker as a junior in 2023.

2022

Davis recorded 8 tackles as a sophomore reserve inside linebacker in 2022 while appearing in all 14 games.

He tallied 2 tackles against Fresno State and 1 tackle against Arizona State. He had 1 tackle against Colorado and 1 tackle at UCLA. He racked up 3 tackles in the Cotton Bowl against Tulane.

2021

Davis saw action in 10 games (all but San Jose State and Arizona State) as a reserve inside linebacker and on special teams, but he did not make a tackle.

HIGH SCHOOL

He made **2020 PrepStar Dream Team** and **Southern California News Group Fab 15 first team** and **2021 Cal-Hi Sports State Player of the Year**, **MaxPreps All-State first team**, **Los Angeles Times All-Area first team**, **Orange County Register All-Orange County Defensive Player of the Year** and **All-Trinity League MVP** as a senior linebacker at Mater Dei High in Santa Ana (Calif.). In a 5-game 2021 spring season, he had 19 tackles, including 9 for losses (with a sack), plus an interception for a 20-yard TD, 3 deflections, 2 forced fumbles and a fumble recovery.

As a 2019 junior, he made **Cal-Hi Sports All-State Juniors third team**, **All-CIF Division 1**, **Los Angeles Times All-Area** and **All-Trinity League first team** when he had 43 tackles, including 9 for losses (with 7.5 sacks), an interception, 10 deflections, 3 fumble recoveries and a forced fumble.

In 2018 as a sophomore, he made **Cal-Hi Sports All-State Sophomores first team** and **Orange County Register All-Orange County third team** as he had 44 tackles, including 20.5 for losses (with 7.5 sacks), an interception, 5 deflections, 4 forced fumbles and a fumble recovery, plus he had a 4-yard rush.

He made 4 tackles as a 2017 freshman. Current Trojans Solomon Tuliaupupu, Kyrion Hudson, Josiah Zamora, Domani Jackson, Raleek Brown and Corey Nerhus also prepped at Mater Dei.

PERSONAL

He is majoring in Communication at USC.



OL
53

JUSTIN DEDICH

Temecula, Calif.
Chaparral HS

R-Sr. | 6'2 | 295

CAREER

Dedich has appeared in 35 games in his career, starting 20 times (10 games at right guard, 6 games at left guard and 4 games at center). He has made 1 tackle.

2023

Dedich, who has seen action all across the offensive line, returns to play center as a redshirt senior in 2023.

2022

Dedich was a vital piece to the Trojan offensive line while starting and appearing in 13 games (all but Arizona State) as a redshirt senior in 2022. He started 10 games at right guard, 2 games at left guard and 1 game at center (filling in for the starter, Brett Neilon, after he suffered a season ending injury). He was named to the **Pro Football Focus All-American Third Team** and was an **All-Pac-12 Honorable Mention**. He helped the Trojan offensive line unit to be selected as a **Joe Moore Award Semifinalist**. Per PFF, he was the No. 7 graded guard in the nation in 2022.

2021

Dedich, who was available to play both offensive guard and center, saw action—primarily at guard—in all 12 games as a redshirt junior in 2021. He started the last 4 games (Arizona State, UCLA, BYU, California) at left guard. He made a tackle in 2021 (versus Oregon State). He made **2021 Pro Football Focus All-Pac-12 Honorable Mention** and won **USC's Co-Lifters Award**.



2020

Dedich appeared in 2 games (Arizona State and Arizona) as a redshirt sophomore center and guard in 2020. He came in at center when starter Brett Neilon was injured and then started there at Arizona.

2019

Dedich was a backup center as a redshirt freshman in 2019 until moving into the starting role for the last 2 regular season games (California and UCLA) when Brett Neilon was injured. Overall in 2019, he appeared in 7 games (BYU, Utah, Arizona, Oregon, Arizona State, California, UCLA).

2018

Dedich, a first-year freshman center in 2018 who enrolled at USC in the spring of 2018 after graduating a semester early from high school, saw brief action as a blocking back in USC's opener (UNLV). He did not play the rest of the year and was able to redshirt.

HIGH SCHOOL


He made 2017 PrepStar All-American, Max Preps All-American Second Team, USA Today All-California First Team, All-CIF Division 5, Los Angeles Times All-Area and Riverside Press-Enterprise All-Area First Team as a senior 2-way lineman (primarily center on offense) at Chaparral High in Temecula (Calif.). In 2017, he had 15 tackles, with 2.5 sacks, and a forced fumble on defense.

As a 2016 junior, he made Cal-Hi Sports All-State Junior First Team and Riverside Press-Enterprise All-Area Second Team.

He also played soccer at Chaparral, with a 1.333 goals against average as a goal-keeper.

PERSONAL

He earned his bachelor's degree in Human Biology at USC in the fall of 2021. He is now pursuing his master's degree in Dietetics and Food Service with a 3.40 GPA.



OL
56

ANDRES DEWERK

San Jose, Calif.
Los Gatos HS

R-Jr. | 6'7 | 325

2023

Dewerk will compete to get into the offensive line playing rotation as a redshirt junior in 2023.

2022

Dewerk saw action in 1 game (Colorado) as a redshirt sophomore in 2022.

2021

Dewerk did not see action as a redshirt freshman offensive lineman in 2021.

2020

Dewerk did not see action as a first-year freshman offensive lineman in 2020.

HIGH SCHOOL

He made 2019 PrepStar All-Western Region, Cal-Hi Sports All-State second team, Cal-Hi Sports All-State Medium Schools first team and All-Bay Area as a senior offensive and defensive lineman at Los Gatos (Calif.) High. He had 17 tackles and 2 deflections in 2019. Los Gatos won the 2019 CIF Central Coast Division II championship.

As a 2018 junior, he had 4 tackles. He had 22 tackles, with 1 for a loss, and blocked a field goal as a 2017 sophomore.

PERSONAL

He is majoring in Real Estate Development at USC.



DL
0

KOREY FOREMAN

Corona, Calif.
Centennial HS

Jr. | 6'4 | 235

Career Stats

YR	TAC	TFL-YDS	PBU	FR	INT	YDS	AVG	TD	LG
2021	11	3.5-8	0	0	0	0	0.0	0	0
2022	13	1-6	0	0	1	1	1.0	0	1
CAREER	24	4.5-14	0	0	1	1	1.0	0	1

Game-by-Game

2022										
GAME	TAC	TFL-YDS	PBU	FR	INT	YDS	AVG	TD	LG	
Rice	1	0-0	0	0	0	0	0.0	0	0	
Stanford	3	0-0	0	0	0	0	0.0	0	0	
Fresno St.	1	0-0	0	0	0	0	0.0	0	0	
Arizona St.	2	0-0	0	0	0	0	0.0	0	0	
Wash. St.	1	0-0	0	0	0	0	0.0	0	0	
Utah	0	0-0	0	0	0	0	0.0	0	0	
California	1	0-0	0	0	0	0	0.0	0	0	
Colorado	3	1-6	0	0	0	0	0.0	0	0	
UCLA	0	0-0	0	0	1	1	1.0	0	1	
ND	0	0-0	0	0	0	0	0.0	0	0	
Utah	1	0-0	0	0	0	0	0.0	0	0	
Tulane	0	0-0	0	0	0	0	0.0	0	0	
2022	13	1-6	0	0	1	1	1.0	0	1	

2021										
GAME	TAC	TFL-YDS	PBU	FR	INT	YDS	AVG	TD	LG	
Wash. St.	2	0-0	0	0	0	0	0.0	0	0	
Oregon St.	1	0-0	0	0	0	0	0.0	0	0	
Utah	3	2.5-3	0	0	0	0	0.0	0	0	
Arizona	1	0-0	0	0	0	0	0.0	0	0	
Arizona St.	1	0-0	0	0	0	0	0.0	0	0	
BYU	2	0-0	0	0	0	0	0.0	0	0	
2021	11	3.5-8	0	0	0	0	0.0	0	0	

CAREER

In his 2-year career, he has 24 tackles, including 4.5 for loss (with 2.5 sacks), and 1 INT while appearing in 23 games.

2023

Foreman will compete for playing time on the defensive line as a junior in 2023.

2022

Foreman contributed in 12 games (all but Oregon State and Arizona) at rush end in 2022. He recorded 13 total tackles, including 1 for loss, and had a game-sealing INT against UCLA.

He had 1 tackle against Rice and 3 tackles at Stanford. He tallied 1 tackle against Fresno State and 2 tackles against Arizona State. He recorded 1 tackle against Washington State and 1 tackle against California. He collected 3 tackles, including 1 for loss, against Colorado. He made his first career INT against UCLA that sealed the win for the Trojans. He had 1 tackle in the Pac-12 Championship game against Utah.

2021

Foreman saw key action in 11 games (all but UCLA) at defensive end as a first-year freshman in 2021. Overall in 2021, he had 11 tackles, including 3.5 for losses of 8 yards (with 2.5 sacks for 7 yards). He had 2 tackles at Washington State, 1 tackle against Oregon State, 3 tackles (including 2.5 for losses, with 1.5 sacks) versus Utah, 1 tackle against both Arizona and Arizona state, 2 tackles against BYU and a sack at California.



2023 VETERAN BIOGRAPHIES

HIGH SCHOOL

He made the **2020 PrepStar Dream Team** (ranked as the nation's No. 1 recruit) and **Southern California News Group Fab 15 first team** as a senior defensive end at Centennial High in Corona (Calif.).

As a 2019 junior, he made the **Max Preps Junior All-American first team, Max Preps All-California first team, All-CIF Division 1** and **Los Angeles Times All-Area** as a junior defensive end at Centennial High in Corona (Calif.). In 2019, he had 32 tackles, including 5 sacks, a forced fumble and a deflection.

In 2018 as a sophomore, he made the **Max Preps Sophomore All-American first team, Cal-Hi Sports All-State Sophomores first team** and **Riverside Press-Enterprise All-Area second team** as he had 23 tackles with 6 sacks and 3 deflections.

As a 2017 freshman, he had 4 tackles (with 1.5 sacks).

PERSONAL

He is majoring in Communication at USC.



ILB
18

ERIC GENTRY

Philadelphia, Pa.
Saints Neumann Goretti HS / ASU

Jr. | 6'6 | 205

Career Stats

YR	TAC	TFL-YDS	PBU	FR	INT	YDS	AVG	TD	LG
2021*	45	5-18	2	0	0	0	0.0	0	0
2022	71	2-15	3	0	1	0	0.0	0	0
CAREER	116	7-33	5	0	1	0	0.0	0	0

*at Arizona State

Game-by-Game

2022	GAME	TAC	TFL-YDS	PBU	FR	INT	YDS	AVG	TD	LG
	Rice	7	0.5-2	0	0	0	0	0.0	0	0
	Stanford	10	0-0	0	0	0	0	0.0	0	0
	Fresno St.	7	0-0	1	0	0	0	0.0	0	0
	Oregon St.	8	0.5-2	1	0	1	0	0.0	0	0
	Arizona St.	6	1.5-5	0	0	0	0	0.0	0	0
	Wash. St.	5	0-0	0	0	0	0	0.0	0	0
	Utah	9	0-0	0	0	0	0	0.0	0	0
	UCLA	0	0-0	0	0	0	0	1.0	0	0
	ND	9	0-0	0	0	0	0	0.0	0	0
	Utah	8	1.5-10	0	0	0	0	0.0	0	0
	Tulane	2	0-0	1	0	0	0	0.0	0	0
2022	71	4-19	3	0	1	0	0.0	0	0	0

CAREER

In his 2-year career (1 year at Arizona State and 1 year at USC), he has 116 tackles, including 9 for loss (with 3 sacks), 5 pass breakups, 3 QB hurries, 2 forced fumbles and 1 INT while appearing in 23 games with 12 starts.

2023

Gentry will look to once again be a key contributor at inside linebacker as a junior in 2023.

2022

Gentry contributed heavily to USC's defense in his first year with the Trojans playing in 11 games (all but Arizona, California and Colorado) and making 9 starts. He racked up 71 tackles (3rd for USC), including 4 for loss of 19 yards, (with 2 sacks for loss of 15 yards). He also had 3 QB hurries, 2 forced fumbles, 3 pass breakups and 1 INT.

He racked up 7 tackles, including 0.5 for loss (with 0.5 sacks) against Rice. He accumulated 10 tackles at Stanford. He had 7 tackles, 1 QB hurry and 1 pass breakup against Fresno State. He tallied 8 tackles, including 0.5 for loss, 1 INT, 1 QB hurry

and 1 pass breakup at Oregon State. He had 6 tackles, including 1.5 for loss (with 0.5 sack) against Arizona State and had 5 tackles with 1 QB hurry against Washington State. He recorded 9 tackles and 1 forced fumble at Utah. He had 9 tackles and 1 forced fumble against Notre Dame. He tallied 8 tackles, including 1.5 for loss (with 1 sack) in the Pac-12 Championship against Utah. He had 2 tackles and 1 pass breakup in the Cotton Bowl against Tulane.

ARIZONA STATE

He was a **2021 consensus Freshman All-American first teamer (Football Writers, ESPN.com, Maxwell Football Club, Pro Football Focus, 24/7Sports.com, Pro Football Network)** as a first-year freshman outside linebacker at Arizona State. Overall in 2021, he had 45 tackles (sixth on the team), including 5 for losses of 18 yards (with a 12-yard sack), and 2 deflections while appearing in 12 games (and starting the final 3 games, versus Oregon State, Arizona and Wisconsin in the Las Vegas Bowl). He had 5 tackles versus UCLA and Arizona (with a sack), 4 tackles at Oregon State, 3 tackles against Colorado and Washington State, 2 tackles versus Wisconsin and 1 stop against Southern Utah, BYU, Stanford and Utah. He enrolled at Arizona State in January of 2021 after graduating a semester early from high school.

HIGH SCHOOL

He played linebacker and defensive end at Saints Neumann Goretti High in Philadelphia (Penn.). He did not play his senior season, which was held in the spring of 2021 due to the COVID pandemic, instead graduating a semester early to enroll at Arizona State.

As a 2019 junior, he had 15 sacks, 2 interceptions and 3 fumble recoveries on defense and 2 TD catches as a tight end on offense.

He also played basketball at Saints Neumann Goretti as a 2019 sophomore.

PERSONAL

He is majoring in American Popular Culture at USC.



DB
18

XAMARION GORDON

Houston, Texas
Warren HS

R-So. | 6'1 | 205

Career Stats

YR	TAC	TFL-YDS	PBU	FR	INT	YDS	AVG	TD	LG
2021	1	0-0	0	0	1	0	0.0	0	0
2022	9	0-0	0	0	0	0	0.0	0	0
CAREER	10	0-0	0	0	1	0	0.0	0	0

Game-by-Game

2022	GAME	TAC	TFL-YDS	PBU	FR	INT	YDS	AVG	TD	LG
	Rice	1	0-0	0	0	1	0	0.0	0	0
	Stanford	1	0-0	0	0	0	0	0.0	0	0
	Fresno St.	0	0-0	0	0	0	0	0.0	0	0
	Oregon St.	0	0-0	0	0	0	0	0.0	0	0
	Arizona St.	0	0-0	0	0	0	0	0.0	0	0
	Wash. St.	0	0-0	0	0	0	0	0.0	0	0
	Utah	0	0-0	0	0	0	0	0.0	0	0
	Arizona	0	0-0	0	0	0	0	0.0	0	0
	California	0	0-0	0	0	0	0	0.0	0	0
	Colorado	6	0-0	0	0	0	0	0.0	0	0
	UCLA	0	0-0	0	0	0	0	0.0	0	0
	ND	0	0-0	0	0	0	0	0.0	0	0
	Utah	0	0-0	0	0	0	0	0.0	0	0
	Tulane	1	0-0	0	0	0	0	0.0	0	0
2022	9	0-0	0	0	1	0	0.0	0	0	0



Game-by-Game cont.

2021										
GAME	TAC	TFL-YDS	PBU	FR	INT	YDS	AVG	TD	LG	
California	1	0-0	0	0	0	0	0.0	0	0	
2021	1	0-0	0	0	0	0	0.0	0	0	

2023

Gordon will battle for playing time at defensive back as a redshirt sophomore in 2023.

2022

Gordon contributed in all 14 games as a redshirt freshman in 2022. He saw action on USC's kickoff coverage team and in the secondary recording 9 tackles and 1 INT.

He tallied 1 tackle and 1 INT against Rice and 1 tackle at Stanford. He racked up 6 tackles against Colorado and 1 tackle in the Cotton Bowl against Tulane.

2021

Gordon, who enrolled at USC in the spring of 2021 after graduating a semester early from high school, saw action in 3 games (UCLA, BYU, California) at safety and on special teams as a first-year freshman in 2021. Overall, he made 1 tackle (at California).

HIGH SCHOOL

He opted out of playing his 2020 senior season while at Warren High in Downey (Calif.), but made **2020 PrepStar All-American**.

He played defensive back at Warren as a 2019 junior and 2018 sophomore.

As a sophomore, he had 41 tackles, including 1.5 for losses, 3 interceptions, a deflection, 3 fumble recoveries (1 for a TD) and a forced fumble.

PERSONAL

He is majoring in Communication at USC.



RUSH
41

SAM GREENE

Washington, D.C.
St. Frances Academy

Fr. | 6'1 | 240

2023

Greene, who enrolled at USC in the spring of 2022 after graduating a semester early from high school, will compete for playing time at rush end as a true freshman in 2023.

HIGH SCHOOL

He helped the St. Frances Academy (Md.) Panthers earn the No. 1 ranking in the final state MaxPreps Top 25 as a senior defensive lineman.

He transferred from Upper Marlboro (Md.) Rock Creek Christian to Baltimore St. Frances in January 2022.

As a 2021 junior, he had 11.5 sacks and 43 tackles for loss at Rock Creek Christian.

Current Trojan Shane Lee also prepped at St. Frances.



WR
10

KYRON HUDSON

Duarte, Calif.
Mater Dei HS

R-So. | 6'1 | 200

Career Stats

YR	REC	YDS	AVG	TD	LG
2021	2	4	2.0	0	5
2022	15	152	10.1	3	29
CAREER	17	156	9.2	3	29

Game-by-Game

2022						
GAME	REC	YDS	AVG	TD	LG	
Rice	3	34	11.3	0	29	
Stanford	0	0	0.0	0	0	
Fresno St.	0	0	0.0	0	0	
Oregon St.	1	4	4.0	0	4	
Arizona St.	3	46	15.3	1	25	
Wash. St.	0	0	0.0	0	0	
Utah	1	2	2.0	1	2	
Arizona	2	26	13.0	0	21	
California	0	0	0.0	0	0	
Colorado	0	0	0.0	0	0	
UCLA	0	0	0.0	0	0	
ND	0	0	0.0	0	0	
Utah (P12)	1	17	17.0	0	17	
Tulane (CB)	4	23	5.8	1	16	
2022	15	152	10.1	3	29	
#Starter						
2021						
GAME	REC	YDS	AVG	TD	LG	
California	2	4	2.0	0	5	
2021	2	4	2.0	0	5	

2023

Hudson looks to compete for playing time as a redshirt sophomore receiver in 2023.

2022

Hudson contributed in all 14 games as a redshirt freshman in 2022. He had 15 receptions racking up 152 yards (10.13 avg) with a long of 29 yards and found the endzone 3 times (T-6th for USC).

He collected 3 catches for 34 yards against Rice and 1 catch for 4 yards at Oregon State. He tallied 3 catches for 46 yards and a TD against Arizona State. He had 1 catch for a 2-yard TD at Utah and 2 catches for 26 yards at Arizona. He had 1 catch for 17 yards in the Pac-12 Championship against Utah. He had 4 receptions racking up 23 yards and a TD in the Cotton Bowl against Tulane.

2021

Hudson appeared in 1 game (at California) at wide receiver as a first-year freshman in 2021, catching 2 passes for 4 yards.

HIGH SCHOOL

He made the **2020 PrepStar Dream Team** and **Southern California News Group Feb 15 second team** as a senior wide receiver at Mater Dei High in Santa Ana (Calif.). While playing in 3 games in a 2021 spring season, he had 6 receptions for 128 yards (21.3 avg) with 2 TDs.

As a 2019 junior, he was **All-CIF Division 1** and **All-Trinity League first team** when he had 59 receptions for 853 yards (14.5 avg) and 13 TDs.

As a sophomore in 2018, he caught 3 passes for 43 yards (14.3 avg) on offense and made 5 tackles and recovered 2 fumbles on defense. Current Trojans Solomon Tuliaupupu, Raesjon Davis, Josiah Zamora, Domani Jackson, Raleek Brown and Corey Nerhus also prepped at Mater Dei.



2023 VETERAN BIOGRAPHIES

PERSONAL

His brother, Keyon, is a redshirt junior defensive tackle at Oregon.



DB
1

DOMANI JACKSON

Santa Ana, Calif.
Mater Dei HS

So. | 6'1 | 190

Career Stats

YR	TAC	TFL-YDS	PBU	FR
2022	2	0-0	1	0

Game-by-Game

2022				
GAME	TAC	TFL-YDS	PBU	FR
Oregon St.	2	0-0	0	0
Arizona St.	0	0-0	1	0
Wash. St.	0	0-0	0	0
UCLA	0	0-0	0	0
ND	0	0-0	0	0
Utah (P12)	0	0-0	0	0
Tulane (CB)	0	0-0	0	0
2022	2	0-0	1	0

2023

Jackson will compete for playing time at defensive back as a sophomore in 2023.

2022

Jackson saw action in 7 games (Oregon State, Arizona State, Washington State, UCLA, Notre Dame, Pac-12 Championship against Utah and Cotton Bowl against Tulane) as a first-year freshman in 2022. He recorded 2 tackles and 1 pass break-up. He also participated on special teams for USC.

HIGH SCHOOL

He made **2021 PrepStar Dream Team** despite missing most of his senior season as a cornerback at Mater Dei High in Santa Ana (Calif.) due to a knee injury suffered in the season opener (he had 3 tackles and returned an interception for a touchdown in that game). Mater Dei went 12-0 and won the 2021 national, state Open Division and CIF Southern Section Division I titles.

He made the **2021 spring MaxPreps All-State first team** and **All-Trinity League first team** as a junior when he had 10 tackles, an interception for a TD and 3 deflections and returned a kickoff 5 yards (5.0 avg).

He made the **2019 MaxPreps Sophomore All-American first team**, **MaxPreps All-State second team**, **Cal-Hi Sports Sophomore All-State first team**, **Orange County Register All-Orange County second team** and **All-Trinity League second team** with 48 tackles, 9 deflections, an interception and a fumble recovery and also had a punt return for 6 yards (6.0 avg).

He made the **2018 MaxPreps Freshman All-American first team** as he had 14 tackles, 2 interceptions (1 for a TD) and 3 deflections. Current Trojans Solomon Tuliapupu, Raesjon Davis, Kyron Hudson, Josiah Zamora, Raleek Brown and Corey Nerhus prepped at Mater Dei.

He also ran track at Mater Dei and tied the state record in the 100 meters (first set in 1985) with a 10.25 clocking while winning the unofficial 2021 California state meet (it was the second fastest time in the nation in 2021); he also anchored the 400-meter relay team to a second place finish. He won the 2021 CIF Division 2 100 meters title in 10.48 and anchored the runner-up 400-meter relay squad.

PERSONAL

He is majoring in Communication major at USC.



WR
9

MICHAEL JACKSON III

Las Vegas, Nev.
Desert Pines HS

Jr. | 6'0 | 210

Career Stats

YR	REC	YDS	AVG	TD	LG	TCB	YDS	AVG	TD	LG
2021	12	116	9.7	0	21	0	0	0.0	0	0
2022	17	236	13.9	4	59	2	72	36.0	0	53
CAREER	29	352	12.1	4	59	2	72	36.0	0	53

YR	PR	YDS	AVG	TD	LG
2021	2	5	2.5	0	5
2022	11	70	6.4	0	17
CAREER	13	75	5.8	0	17

Game-by-Game

2022										
GAME	REC	YDS	AVG	TD	LG	TCB	YDS	AVG	TD	LG
Wash. St.	0	0	0.0	0	0	0	0	0.0	0	0
Utah	1	20	20.0	1	20	0	0	0.0	0	0
Arizona	3	19	6.3	0	8	1	53	53.0	0	53
California	5	115	23.0	2	59	1	19	19.0	0	19
Colorado	0	0	0.0	0	0	0	0	0.0	0	0
UCLA	3	42	14.0	0	21	0	0	0.0	0	0
ND	1	9	9.0	0	9	0	0	0.0	0	0
Tulane (CB)	4	31	7.8	1	16	0	0	0.0	0	0
2022	17	236	13.9	4	59	2	72	36.0	0	53

*Starter

GAME	PR	YDS	AVG	TD	LG
Wash. St.	1	7	7.0	0	7
Utah	0	0	0.0	0	0
Arizona	1	10	10.0	0	10
California	3	16	5.3	0	11
Colorado	4	19	4.8	0	13
UCLA	1	17	17.0	0	17
ND	0	0	0.0	0	0
Tulane (CB)	1	1	1.0	0	1
2022	11	70	6.4	0	17

2021										
GAME	REC	YDS	AVG	TD	LG	TCB	YDS	AVG	TD	LG
Arizona St.	1	11	11.0	0	11	0	0	0.0	0	0
UCLA	4	17	4.3	0	5	0	0	0.0	0	0
BYU	1	15	15.0	0	15	0	0	0.0	0	0
California#6	73	12.2	0	21	0	0	0	0.0	0	0
2021	12	116	9.7	0	21	0	0	0.0	0	0

*Starter

GAME	PR	YDS	AVG	TD	LG
Arizona St.	0	0	0.0	0	0
UCLA	0	0	0.0	0	0
BYU	0	0	0.0	0	0
California#2	5	2.5	0	5	
2021	2	5	2.5	0	5

CAREER

In his 2-year career, he has 29 receptions for 352 yards (12.1 avg) with 4 TDs while appearing in 16 games with 2 starts.

2023

Jackson looks to battle for playing time at wide receiver as a junior in 2023.

2022

Jackson, despite battling lower body injuries throughout the season, contributed in 8 games (all but Rice, Stanford, Fresno State, Oregon State, Arizona State, and the Pac-12 Championship against Utah) and made 2 starts in 2022. He had 17 receptions racking up 236 yards (13.88 avg), with a long of 59 yards, and scored 4 TDs. Jackson also rushed for 72 yards on 2 carries (36 avg) with a long 53 yards. He was tasked with returning punts as well, tallying 70 yards on 11 returns (6.36



avg) with a long of 17 yards.

He had 1 punt return for 7 yards against Washington State and 1 catch for a 20-yard TD at Utah. He collected 3 catches for 19 yards, rushed for 53 yards on 1 carry and had 1 punt return for 10 yards at Arizona. He had 5 receptions for 115 yards with 2 TDs, 19 rushing yards on 1 carry and 3 punt returns for 16 yards against California, and was named to the Paul Hornung Award Honor Roll. He had 4 punt returns for 19 yards against Colorado. He tallied 3 receptions for 42 yards and 1 punt return for 17 yards at UCLA. He had 1 reception for 9 yards against Notre Dame. He collected 4 receptions for 31 yards and a TD in the Cotton Bowl against Tulane.

2021

Jackson, who enrolled at USC in the spring of 2021 after graduating a semester early from high school, contributed well at wide receiver as a first-year freshman in 2021. Overall in 2021 while appearing in 8 games (all but Stanford, Oregon State, Utah and Notre Dame) and starting once (California), he had 12 receptions for 116 yards (9.7 avg) and 2 punt returns for 5 yards (2.5 avg). He had an 11-yard catch at Arizona State, 4 catches for 17 yards against UCLA, a 15-yard grab against BYU and 6 catches for 73 yards (both game highs) and returned 2 punts for 5 yards at California.

HIGH SCHOOL

He made **2020 PrepStar All-American** as a senior at Desert Pines High in Las Vegas (Nev.).

As a 2019 junior, he made **Las Vegas Review Journal All-Southern Nevada honorable mention** while catching 34 passes for 627 yards (18.4) and 5 TDs and adding 2 TDs on punt returns.

As a 2018 sophomore at Durango High in Las Vegas, he caught 29 passes for 430 yards (14.8 avg) with 7 TDs.

He also sprinted (100 and 200 meters) for Desert Pines' track team, with a best of 11.44 in the 100.

PERSONAL

He is majoring in Real Estate Development at USC.



QB
17

JAKE JENSEN

Pleasant Grove, Utah
Pleasant Grove HS / BYU / Contra Costa JC

R-So. | 6'1 | 225

2023

Jensen will compete for playing time at quarterback as a redshirt sophomore.

2022

Jenson did not see action as a sophomore quarterback in 2022.

JUNIOR COLLEGE

He completed 155-of-268 passes (57.9%) for 1,970 yards with 22 touchdowns and 9 interceptions and rushed for 105 yards on 64 carries (1.6 avg) with 4 TDs while starting 10 games as a 2021 freshman quarterback at Contra Costa Junior College in San Pablo (Calif.). He also had 1 tackle.

BYU

He spent the spring of 2021 at BYU as a quarterback before transferring to Contra Costa. He originally committed to BYU out of high school, but never enrolled in 2019 before heading on a 2-year Mormon mission to Argentina that was cut short a year because of the COVID pandemic.

HIGH SCHOOL

In his 4-year (2015-18) career as a quarterback at Pleasant Grove (Ut.) High (starting his final 3 seasons), he hit 460-of-822 passes (56.0%) for 7,423 yards with

61 touchdowns and 29 interceptions. He made the **2018 All-State 6A second team** as a senior when he was 144-of 244 (57.8%) for 2,431 yards with 21 TDs and 7 interceptions.

As a 2017 junior, he hit 158-of-294 passes (53.7%) for 2,304 yards with 20 TDs and 11 interceptions.

He was 158-of-280 (56.4%) for 2,671 yards with 20 TDs and 10 interceptions as a 2016 sophomore.

He completed 3-of-4 passes (75.0%) 17 yards with an interception as a 2015 freshman.

PERSONAL

He earned his associate's degree from Contra Costa in 2021. He is majoring in Non-Governmental Organizations and Social Change at USC with a 3.00 GPA. He is married, and his wife's name is McKayla.



DB
48

DANIEL JIMENEZ-FULTON

Chandler, Ariz.
Chandler HS

R-So. | 5'10 | 195

2023

Jimenez-Fulton will compete for playing time as a redshirt sophomore defensive back.

2022

Jimenez-Fulton did not see action as a redshirt freshman in 2022.

HIGH SCHOOL


As a senior linebacker in 2020 at Chandler HS (Chandler, AZ), he had 33 tackles, with 2 tackles for loss.

As a junior in 2019, he recorded 2 tackles.

He also played baseball at Chandler HS.

PERSONAL

He is majoring in Business Administration at USC with a 3.18 GPA.



RB
6

AUSTIN JONES

Antioch, Calif.
Bishop O'Dowd HS / Stanford

R-Sr. | 5'10 | 205

Career Stats

YR	TCB	YDS	AVG	TD	LG	REC	YDS	AVG	TD	LG
2019*	45	227	5.0	1	35	14	108	7.7	0	24
2020*	126	550	4.4	9	21	21	156	7.4	0	27
2021*	107	378	3.5	2	61	32	267	8.3	1	49
2022	135	705	5.2	5	44	25	267	10.7	1	29
CAREER	413	1860	6.7	17	61	92	798	8.7	2	49
*at Stanford										
YR	KOR	YDS	AVG	TD	LG					
2019*	22	99	4.5	1	14					
*at Stanford										



Game-by-Game

2022	GAME	TCB	YDS	AVG	TD	LG	REC	YDS	AVG	TD	LG	
	Rice	4	48	12.0	2	28	1	21	21.0	0	21	
	Stanford	8	38	4.8	0	10	3	31	10.3	0	13	
	Fresno St.	12	110	9.2	1	44	2	16	8.0	0	8	
	Oregon St.	5	11	2.2	0	5	0	0	0.0	0	0	
	Arizona St.	2	6	3.0	0	5	2	27	13.5	0	14	
	Wash. St.	0	0	0.0	0	0	0	0	0.0	0	0	
	Utah	4	16	4.0	0	8	0	0	0.0	0	0	
	Arizona	5	27	5.4	0	15	0	0	0.0	0	0	
	California	1	5	5.0	0	5	0	0	0.0	0	0	
	Colorado	11	74	6.7	0	12	4	39	9.8	1	12	
	UCLA	21	120	5.7	2	13	4	57	14.3	0	29	
	ND	25	154	6.2	0	24	1	16	16.0	0	16	
	Utah (P12)	15	35	2.3	0	9	4	40	10.0	0	13	
	Tulane (CB)22		61	2.8	0	10	4	20	5.0	0	6	
	2022	135	705	5.2	5	44	25	267	10.7	1	29	
	*Starter											

CAREER

In his 4-year career (3 years at Stanford and 1 year at USC), he has run for 1,882 yards on 413 carries (4.6 avg) with 18 TDs, caught 92 passes for 798 yards (8.7 avg) with 1 TD and returned 4 kickoffs for 60 yards (15.0 avg) while appearing in 43 games with 17 starts.

2023

Jones will look to play a key role in the Trojan backfield as a redshirt senior running back in 2023.

2022

Jones made his mark in his first season with the Trojans as he contributed in all 14 games with 4 starts in 2022. He racked up 727 rushing yards on 135 attempts (5.2 avg) and scored 6 TDs. He also had 25 receptions for 267 receiving yards (10.7 avg).

He rushed for 48 yards on 4 carries with 2 TDs, and had a 21-yard catch against Rice. He had 8 carries for 38 yards and 3 catches for 31 yards at Stanford. He tallied 110 yards on 12 carries with a TD and 2 catches for 16 yards against Fresno State. He had 5 carries for 11 yards at Oregon State. He tallied 6 yards on 2 carries and 2 catches for 27 yards against Arizona State. He rushed for 16 yards on 4 carries at Utah. He had 5 carries for 27 yards at Arizona. He had 1 carry for 5 yards against California. He had 11 carries for 74 yards and 4 catches for 39 yards with a receiving TD against Colorado. He had 21 carries for 120 yards with 2 TDs and 4 catches for 57 yards at UCLA. He had 25 carries for 154 yards and a 16-yard catch against Notre Dame. He had 15 carries for 35 yards and 4 catches for 40 yards against in the Pac-12 Championship against Utah. He had 22 carries for 61 yards and 4 catches for 20 yards in the Cotton Bowl against Tulane.

STANFORD

He ran for 378 yards (second on team) on a team-best 107 carries (3.5 avg) with 2 TDs, caught 32 passes for 267 yards (8.3 avg) with 1 TD while appearing in 11 games (all but UCLA) and starting 7 times (Kansas State, USC, Vanderbilt, Utah, Oregon State, California, Notre Dame) as a junior running back at Stanford in 2021. He had 25 yards on 9 carries and caught 4 passes for 30 yards against Kansas State, then had 13 yards on 10 rushes and 54 yards on 2 receptions at USC, 80 yards on 7 carries and a 9-yard reception at Vanderbilt, 30 yards on 9 tries and 1 yard on 2 catches versus Oregon, 13 yards on 7 carries and 43 yards on 5 receptions at Arizona State, 23 yards on 11 carries and 75 yards on 9 receptions with a TD at Washington State, 62 yards on 16 rushes and 20 yards on 2 catches against Washington, 33 yards on 9 carries and 6 yards on 2 catches against Utah, 36 yards on 10 tries and an 8-yard reception at Oregon State, 28 yards on 10 carries with a TD and 10 yards on 2 catches against California and 35 yards on 9 carries with a TD and 2 catches for 12 yards versus Notre Dame.

As a sophomore in 2020 while starting all 6 games, he made **All-Pac-12 honorable mention** and **Phil Steele All-Pac-12 third team** and won Stanford's **Deswarte-Eller Award** (most outstanding sophomore) when he rushed for a team-high 550 yards on a team-best 126 carries (4.4 avg) with 9 TDs and caught 21 passes (second on team) for 156 yards (7.4 avg). His 9 rushing touchdowns were the second most nationally for teams who played 6 or fewer games. He ran for 100 yards on 20 carries with 2 TDs and had 2 catches for 22 yards at Oregon in his first career start, then had 9 yards on 9 carries with a TD and caught 7 passes for 48 yards against Colorado, rushed for 85 yards on 21 tries with 2 TDs and added 2 catches for 3 yards at California (to win Stanford's **Frank Rehm Award** for the most outstanding player in the Big Game), had 138 yards on 31 carries with 2 TDs and 3 receptions

for 28 yards at Washington, ran for 126 yards on 22 tries and grabbed 4 passes for 32 yards at Oregon State and gained 92 yards on 23 carries with 2 TDs and had 3 receptions for 23 yards at UCLA.

He appeared in all 12 games as a 2019 first-year freshman, getting 227 yards (second on team) on 45 carries (5.0 avg) with a TD and adding 14 receptions for 108 yards (7.7 avg) and 4 kickoff returns for 60 yards (15.0 avg). He had 1 yard on 1 carry against Northwestern, then had a carry for minus 2 yards and 2 receptions for 19 yards against USC, 65 yards on 7 carries and a 4-yard catch versus UCF, 20 yards on 3 tries and a 4-yard reception against Oregon, 2 yards on 2 rushes against Oregon State, 0 yards on 2 attempts and a 5-yard reception against Washington, 16 yards on 2 tries and an 8-yard catch versus UCLA, 32 yards on 7 carries and an 11-yard catch against Arizona, 30 yards on 5 tries and a 4-yard reception versus Colorado, 7 yards on 2 tries and 5 receptions for 29 yards against Washington state, 23 yards on 6 rushes and a tackle against California and 33 yards on 7 carries, a 24-yard catch and 4 kickoff returns for 60 yards against Notre Dame.

HIGH SCHOOL

He had 6,902 yards (No. 2 career rushing leader in Bay Area history) on 940 carries (7.3 avg) with 85 TDs and 77 receptions for 1,048 yards (13.6 avg) with 3 TDs in his career as a running back at Bishop O'Dowd High in Oakland (Calif.). He was named to the **MaxPreps California All-Decade second team**.

As a 2018 senior running back and cornerback, he was **MaxPreps All-California Medium Schools Player of the Year**, **Cal-Hi Sports All-State Medium Schools first team**, **All-CIF North Coast Section Senior of the Year** **San Francisco Chronicle All-Metro Player of the Year**, **East Bay Regional Player of the Year** and **Bay Area News Group All-Bay Area** when he ran for 2,005 yards on 219 carries (9.2 avg) with 24 TDs and caught 27 passes for 378 yards (14.0 avg) with a TD, plus 32 tackles, 2 deflections, a fumble recovery and a forced fumble on defense. Bishop O'Dowd won the CIF North Coast Section Division II championship.

He ran for 1,560 yards on 150 carries (10.4 avg) with 23 TDs as a 2017 junior. He made **2016 MaxPreps Sophomore All-American second team** and **All-North Coast Section Sophomore of the Year** as he rushed for 1,967 yards on 322 carries (6.1 avg) with 27 TDs and caught 22 passes for 234 yards (10.6 avg) with 2 TDs. Bishop O'Dowd was the 2016 state champion.

He made 2015 All-CIF North Coast Section Freshman of the Year as he ran for 1,370 yards on 254 attempts (5.4 avg) with 12 TDs and caught 13 passes for 68 yards (5.2 avg).

He also was on Bishop O'Dowd's track team.

PERSONAL

He is majoring in Communication at USC with a 3.76 GPA. He was a **2021 CoSIDA Academic All-District** and **2020 and 2022 Pac-12 All-Academic Honor Roll** selection. His brother, Anthony, played football at Troy (2005-06) and Jacksonville State (2007).



RB

21

QUINTEN JOYNER

Paige, Texas
Manor HS

Fr. | 5'11 | 200

2023

Joyner, who enrolled at USC in the spring of 2022 after graduating a semester early from high school, will compete for playing time at running back as a true freshman in 2023.

HIGH SCHOOL

He was selected to compete at the **2023 All-American Bowl** and the **2023 Poly-nesian Bowl**. Joyner was named to the **2022 All District 25-6A First Team** after he rushed for 1,794 yards on 196 carries (9.2 avg.) for 25 TDs and caught 5 passes



for 73 yards while playing running back for Manor HS (Texas). On defense, he had 1 tackle. He tallied 3 kickoffs for 106 yards (35.3 avg.) with a long of 46 yards and recorded 14 punts for 408 yards (29.1 avg) with a long of 46 yards. Joyner had 2 kickoff returns for 44 yards (22.0 avg) with a long of 24.


After his junior season, he was selected as the **2021 Texas District 11-5A-1 Overall MVP** as a junior. He also was a **2021 Class 5A First Team All-State** selection by the Texas Sportswriters Association (TSWA). In his junior season, he rushed for 2,494 yards on 223 carries (11.2 avg) for 31 TDs. He was the leading rusher in all of Class 6A. Joyner also caught 9 passes for 100 yards and 2 TDs. On defense, he had 1 tackle.

As a sophomore in 2020, he rushed for 613 yards on 67 carries (9.1 yards) for 5 TDs and caught 5 passes for 33 yards.

Joyner also played baseball and competes in track and field. He ran an 11.06 100 and threw a shot put PR of 49 feet in spring 2022. At the AAU Junior Olympics Games in May 2021, he ran a 10.99 100 and posted a 45-8 shot put.

PERSONAL

He is majoring in Communication at USC with a 3.10 GPA.



OL
52

JARRETT KINGSTON

Anderson, Calif.
Anderson HS / Washington State

R-Sr. | 6'4 | 300

CAREER

In his 5-year career at Washington State (2018-22), he has appeared in 37 games on the offensive line with 26 starts (16 starts at left guard and 10 starts at left tackle).

2023

Kingston, an experience offensive linemen who transferred to USC in the spring of 2023 from Washington State, looks to make an immediate impact on the Trojan offensive line as a redshirt senior.

WASHINGTON STATE

Kingston started for his second season on the offensive line as a redshirt senior at Washington State in 2022. He was named to the **2022 All-Pac-12 Conference Honorable Mention**. He started first nine games of the season at left tackle. In the Cougar's win over Idaho, he earned the best run-block grade among all Pac-12 offensive line and the eighth-best in the country by PFF. He was named the **Pac-12 Offensive Lineman of the Week** for his performance in Washington State's 17-14 win at No. 19 Wisconsin allowing 0 pressures in 50 snaps. He suffered season-ending leg injury versus Stanford. He did not allow a sack in 398 pass snaps and earned the third-best pass-blocking grade among Pac-12 offensive tackles according to PFF.

As a redshirt junior in 2021, he started in all 13 games of the season – the first 12 games at left guard and the final game at left tackle at the Sun Bowl against Central Michigan.

He started all four games at left guard in the abbreviated 2020 Pac-12 season as a redshirt sophomore.

As a redshirt freshman in 2019, he appeared in 10 games at left guard against New Mexico State, Northern Colorado, UCLA, Colorado, at California, Stanford, Oregon State and at Washington.

He redshirted in 2018 and appeared in just one game against Washington.

HIGH SCHOOL

He was named to the **2017 All-NorCal Offense by SportStar Magazine** as a senior on the offensive line. Defensively, he recorded 53 tackles with 30.0 for loss

including 15 sacks, and 1 forced fumble and 1 fumble recovery.

He earned **2016 All-CIF Northern Section First Team** honors as a junior on defense after making 56 tackles with 20.5 tackles-for-loss including 8.5 for sacks.

He also competed in track and placed first in the state in the discus (156-1).

PERSONAL

He earned his bachelor's degree in Social Science from Washington State. He is currently pursuing a certificate in Gerontology at USC with a 3.30 GPA. His cousin, Daniel Marx, was a fullback at Stanford (2014-17).



ILB
53

SHANE LEE

Burtonsville, Md.
St. Frances Academy / Alabama

R-Sr. | 6'0 | 245

Career Stats

YR	TAC	TFL-YDS	PBU	FR	INT	YDS	AVG	TD	LG
2019*	86	6.5-33	1	1	1	10	10.0	0	10
2020*	3	1-7	0	0	0	0	0.0	0	0
2021*	7	0.5-0	0	0	0	0	0.0	0	0
2022	79	7.5-32	1	0	2	41	20.5	1	40
CAREER	175	15.5-72	2	1	3	51	17.0	1	40

*at Alabama

Game-by-Game

2022									
GAME	TAC	TFL-YDS	PBU	FR	INT	YDS	AVG	TD	LG
Rice	8	2-2	1	0	1	40	40.0	1	40
Stanford	4	1-8	0	0	0	0	0.0	0	0
Fresno St.	6	0-0	0	0	0	0	0.0	0	0
Oregon St.	13	0-0	0	0	0	0	0.0	0	0
Arizona St.	5	0.5-4	0	0	0	0	0.0	0	0
Utah	7	0-0	0	0	0	0	0.0	0	0
Arizona	5	1-12	0	0	0	0	0.0	0	0
California	7	1-1	0	0	0	0	0.0	0	0
Colorado	2	0	0	0	0	0	0.0	0	0
UCLA	9	0-0	0	0	1	1	1.0	0	1
ND	4	1-4	0	0	0	0	0.0	0	0
Utah (P12)	6	0-0	0	0	0	0	0.0	0	0
Tulane (CB)	3	1-1	0	0	0	0	0.0	0	0
2022	79	7.5-32	1	0	2	41	20.5	1	40

CAREER

In his 4-year career (3 years at Alabama and 1 year at USC), he's made 175 tackles, including 15.5 for losses (with 9.5 sacks), plus 3 INTs (1 of which he ran back for a TD), 3 forced fumbles, 2 pass deflections, a fumble recovery and a QB hurry while appearing in 42 games (with 25 starts).

2023

Lee, a returning Trojan captain, returns to make an impact at inside linebacker as a redshirt senior in 2023.

2022

Lee contributed in 13 games (all but Washington State due to injury) with 12 starts as a senior in 2022. He was named an **All-Pac-12 honorable mention**. In his first year with the Trojans, he collected up 78 total tackles (2nd for USC), including 7.5 for loss of 32 yards (with 3.5 sacks) and 1 QB hurry. He also tallied 2 INTs (T-3rd for USC) and 1 pass breakup.

He had 8 tackles, including 2 for loss, 1 INT (which he ran back 40 yards for a TD) and 1 pass breakup against Rice. He had 4 tackles, including 1 for loss (with 1 sack) at Stanford and tallied 6 tackles against Fresno State. He racked up 12 tackles against Oregon State. He had 5 tackles, including 0.5 for loss (with 0.5 sack) against Arizona State. He had 7 tackles at Utah and 5 tackles, including 1 for loss (with 1 sack) at Arizona. He had 7 tackles, including 1 for loss, against California and 2 tackles against Colorado. He collected 9 tackles and 1 INT at UCLA. He had



2023 VETERAN BIOGRAPHIES

Lee contributed in 13 games (all but Washington State due to injury) with 12 starts as a senior in 2022. He was named an **All-Pac-12 honorable mention**. In his first year with the Trojans, he collected up 78 total tackles (2nd for USC), including 7.5

ALABAMA

He appeared in 11 games (all but Miami, Mercer, Florida, Mississippi) as a 2021 junior middle linebacker and special teams performer at Alabama, getting 7 tackles, including 0.5 for loss. He had 2 tackles against Southern Miss, 3 tackles against Mississippi State, a tackle (with 0.5 for loss) versus New Mexico State and 1 tackle against Georgia in the CFP championship game.

As a 2020 sophomore, he appeared in 5 games (Missouri, Georgia, Tennessee, Mississippi State, Arkansas) before being sidelined with a sports hernia injury. He had 3 tackles (with a sack) and a forced fumble. He had a tackle against Mississippi State and a sack and forced fumble versus Arkansas.

He was named to **2019 FWAAs Freshman All-American**, **ESPN.com Freshman All-American** and **Freshman All-SEC** as he had 86 tackles (second on the team), including 6.5 for losses (with 4.5 sacks), plus an interception, a deflection, 2 forced fumbles and a fumble recovery while starting all 13 games. He had 6 tackles at Duke, 5 tackles and a fumble recovery versus New Mexico State, 8 tackles at South Carolina, 5 tackles (with a sack) against Southern Miss, 6 tackles against Mississippi, 8 tackles (with 0.5 sack) at Texas A&M, 6 tackles (with a sack) and a forced fumble against Tennessee, 6 tackles (including 2 for losses, with a sack) against Arkansas, 10 tackles versus Mississippi State, 7 tackles against Western Carolina, 7 tackles at Auburn and 9 tackles (with a sack) and a forced fumble against Michigan in the Citrus Bowl.

HIGH SCHOOL

He was ranked as the nation's top inside linebacker by ESPN.com and made **MaxPreps All-American second team** and **Capital-Gazette All-Metro Defensive Player of the Year**, **Varsity Sports Network Defensive Player of the Year** as a 2018 senior at St. Frances Academy in Baltimore (Md.). He had 61 tackles, including 4.5 sacks, 5 forced fumbles, 3 deflections and a fumble recovery in 2018.

He made **2017 MaxPreps Junior All-American first team** and **All-Metro** as a junior when he had 78 tackles (with 2 sacks), 2 interceptions, 3 forced fumbles and 2 fumble recoveries. St. Frances went 13-0 and won the Maryland Interscholastic Athletic Association A Conference championship.

As a sophomore in 2016, he attended St. John's College High in Washington, D.C. Current Trojan Sam Greene also prepped at St. Frances.

PERSONAL

He earned his bachelor's degree in Marketing from Alabama in December of 2021.

He is currently pursuing his master's degree in Aging Services Management at USC with a 3.33 GPA. He made the **2020 SEC Fall Academic Honor Roll** and received Alabama's **2021 Commitment to Academic Excellence Award**.



WR
24

MAKAI LEMON

Los Alamitos, Calif.
Los Alamitos HS

Fr. | 5'11 | 180

2023

Lemon, who enrolled at USC in the spring of 2022 after graduating a semester early from high school, will compete for playing time at wide receiver as a true freshman in 2023.

HIGH SCHOOL

He was named a **2023 Under Armour All-American** and was selected to compete in the **2023 Polynesian Bowl**. Lemon was also a **Polynesian High School Player of the Year finalist**.

He made the **2022 All-CIF Division I Team**, the **2022 MaxPreps All-America First**

Team, the **2022 MaxPreps California All-State First Team** and the **2022 Los Angeles Times All-Star Team** as a senior wide receiver at Los Alamitos HS (Calif.). He caught 69 passes for 1,044 yards (15.1 avg.) and 12 touchdowns to help Los Alamitos place first in the Sunset League and reach the CIF Southern Section Division 1 semifinals. He also recorded 15 yards on 3 carries (5.0 avg.). On defense, he had 12 tackles, tallied 1 INT and 1 PBU. On special teams, he recorded 8 kickoff returns for 267 yards (33.4 avg.).

As a junior, he was selected to the **2021 MaxPreps Junior All-America First Team**, the **2021 MaxPreps California All-State First Team**, the **2021 All-CIF Southern Section Division I Team** and the **2021 Cal-Hi All-State First Team**. In 2021, he caught 65 passes for 1,062 yards (16.3 avg.) and 15 TDs and recorded 6 yard on 4 carries (1.5 avg.). He also tossed 1 pass for 19 yards. On defense, he recorded 28 tackles with 2.0 for loss and tallied 4 INTs and 8 PBUs. On special teams, he had 12 kickoff returns for 355 yards (29.6 avg.).


After an abbreviated sophomore season in the spring of 2021, he was named to the **MaxPreps California All-State First Team**. As a sophomore, Lemon tallied 43 receptions for 756 yards (17.6 avg.) and 9 TDs. He also threw 1 pass for 48 yards. On defense, recorded 15 tackles with 1.0 for loss and tallied 4 INTs and 4 PBUs. Lemon also had 5 punt returns for 132 yards (26.4 avg.).

As a freshman at La Mirada HS, he recorded 57 catches for 784 yards (13.8 avg.) and 5 TDs and tallied 33 yards on 3 carries (11.0 avg.). On defense, he recorded 25 tackles, 4 INTs, 2 fumble recoveries and 1 blocked punt. On special teams, he had 9 kickoff returns for 96 yards (10.7 avg.).

Current Trojan Malachi Nelson also prepped at Los Alamitos.

PERSONAL

He is majoring in Communication at USC with a 3.40 GPA.



RB
0

MARSHAWN LLOYD

Wilmington, Del.
DeMatha Catholic HS / South Carolina

R-Jr. | 5'9 | 215

Career Stats

YR	TCB	YDS	AVG	TD	LG	REC	YDS	AVG	TD	LG
2021*	64	228	3.6	1	40	3	44	14.7	0	25
2022	111	573	5.2	9	45	18	176	9.8	2	43
CAREER	175	801	4.6	10	45	21	220	10.5	2	43

*at South Carolina

CAREER

In his 3-year career at South Carolina (2020-22) while appearing in 21 games (with 8 starts), he ran for 801 yards on 175 carries (4.6 avg.) with 10 TDs, caught 21 passes for 220 yards (10.5 avg.) with 2 TDs.

2023

Lloyd, who transferred to USC in the spring of 2023 from South Carolina, will compete for playing time in the Trojan backfield as a running back as a redshirt junior (with two years of eligibility remaining).

SOUTH CAROLINA

Lloyd was South Carolina's rushing leader as a redshirt sophomore running back in 2022 while appearing in 9 games with 8 starts (appearing in all games but Vanderbilt, Florida, Tennessee and Notre Dame). He ran for 573 yards on 111 carries (5.2 avg.) with 9 TDs and caught 18 passes for 176 yards (9.8 avg.) with 2 TDs on the season. He led the team with 11 total TDs. He ran for 27 yards on 11 carries (2.7 avg.) with a TD and caught 2 receptions for 31 yards (15.5 avg.) and 1 TD against Georgia State, then had 23 yards on 7 rushing attempts (3.3 avg.) with 1 TD and also 6 receptions for 72 yards (12.0 avg.) against Arkansas. He tallied 22 yards on 9 rushing attempts (2.4 avg.) and 2 receptions for 4 yards (2.0 avg.) against the 2022 national champion Georgia. He had 169 rushing yards on 15 attempts (11.3 avg.) with 3



TDs against Charlotte, and collected 80 rushing yards on 11 attempts (7.3 avg.) with 1 TD and 3 receptions for 11 yards (3.7 avg.) with 1 TD against South Carolina State. He had 110 rushing yards on 22 attempts (5.0 avg.) with 1 TD and 2 receptions for 31 yards against Kentucky. He collected 92 rushing yards on 18 carries (5.1 avg.) with 2 TDs and had 2 receptions for 24 yards (12.0 avg.) against Texas A&M. He tallied 30 rushing yards on 7 carries (4.3 avg.) against Missouri, and had 17 rushing yards on 11 attempts (1.5 avg.) and 1 reception for 3 yards against Clemson.

As a redshirt freshman in 2021, he appeared in 12 games (except North Carolina in the Duke's Mayo Bowl). He ran for 228 yards on 64 carries (3.6 avg.) with 1 TD and caught 3 passes for 44 yards (14.7 avg.) on the season. He earned placement on the 2021 SEC Fall Academic Honor Roll. He had 55 rushing yards on 14 attempts (3.9 avg.) and 1 reception for 19 yards against Eastern Illinois. He recorded 21 rushing yards on 7 carries (3.0 avg.) against East Carolina, and had 19 rushing yards on 5 attempts (3.8 avg.) against Georgia. He tallied 3 rushing yards on 1 carry (3.0 avg.) against Kentucky, and had 3 rushing yards on 3 attempts (1.0 avg.) against Troy. He had 24 rushing yards on 6 attempts (4.0 avg.) against Tennessee, and collected 21 rushing yards on 6 carries (3.5 avg.) against Vanderbilt. He had 25 rushing yards on 7 attempts (3.6 avg.) scoring his first career TD versus Texas A&M, and had 46 rushing yards on 7 carries (6.6 avg.) against Florida. He collected 8 rushing yards on 6 attempts (1.3 avg.) and 2 receptions for 25 yards against Missouri, and had 3 rushing yards on 2 carries (1.5 avg.) against Clemson.

He sat out the 2020 season as a true freshman due to a torn ACL in his left knee on the second day of fall camp. He was named to the **SEC First-Year Academic Honor Roll**.


HIGH SCHOOL

He graduated from DeMatha Catholic HS (Md.) after the fall semester to enroll early at South Carolina. He helped the Stags to a 7-4 mark as a senior while serving as a team captain. He was selected for the **Opening Finals**, the **Under Armour All-American Bowl** and for the **Polynesian Bowl**. He earned the top spot on SportsCenter's Top 10 plays after a 69-yard run against Good Counsel in which he hurdled a defender on his way to a touchdown.

He also competed in the sprint events in track and field at DeMatha Catholic.

PERSONAL

He is majoring in Social Sciences with an emphasis in Psychology at USC with a 3.25 GPA. He was named to the **2022 SEC Football Community Service Team** for his heart for community service and has been involved in several projects, many of which are in his home state of Delaware. Locally, he has participated in the Shop With Jocks program, where he goes Christmas shopping with the kids from the Epworth Children's Home. He has also been involved with a panel discussion regarding student-athletes and injuries, relaying his own experience of sustaining a season-ending injury and the mental and physical toll it takes to rehab and return to the playing field.



OL
71

COOPER LOVELACE

Prairie Village, Kan.
Shawnee Mission East HS / Butler CC

R-Sr. | 6'5 | 300

2023

Lovelace will compete for playing time on the offensive line as a redshirt senior.

2022

Lovelace saw action on the USC offensive line in 3 games (Rice, Arizona and Colorado) as a redshirt junior in 2022.

JUNIOR COLLEGE

He played center, guard and tackle at Butler Community College in El Dorado (Kan.). He redshirted in 2019, then the 2020 season was cancelled due to COVID

and he played in 2021 as a redshirt sophomore.

HIGH SCHOOL

He was an offensive lineman as a 2018 senior at Shawnee Mission (Kan.) East High, his only year of high school football.

Before playing football at Shawnee Mission East, he was on the wrestling team.

PERSONAL

He was an offensive lineman as a 2018 senior at Shawnee Mission (Kan.) East High, his only year of high school football.

Before playing football at Shawnee Mission East, he was on the wrestling team.



DL
6

ANTHONY LUCAS

Scottsdale, Ariz.
Chapparral HS / Texas A&M

So. | 6'5 | 295

2023

Lucas, who transferred to USC in the spring of 2023 from Texas A&M, will compete for playing time on the defensive line as a sophomore.

TEXAS A&M

He saw action in 7 games (Sam Houston State, Application State, UM, Arkansas, Mississippi State, Alabama, South Carolina) collecting 7 tackles with 1 for loss. He had 1 tackle and a QB hurry against Miami and collected 2 tackles against Arkansas. He recorded 4 tackles including 1 for loss against Alabama.

HIGH SCHOOL


He was selected as a **2022 Under Armour All-American**.

As a senior, recorded 64 tackles, including 22 tackles for loss and 9.5 sacks. He also recorded 2 TDs on 6 catches across 13 games.

As a junior, he recorded 29 tackles, including 10 for loss (with 6.0 sacks) to go along with 2 offensive touchdowns in 7 games.

PERSONAL

He has a 3.07 GPA at USC.



PK
46

DENIS LYNCH

Newbury Park, Calif.
Newbury Park HS

R-So. | 5'8 | 185

Career Stats

YR	FGA	FGM	LG	PAT ATT	PAT
2022	22	15	49	74	74
YR	KOs		Touchbacks		
2022	2		0		

Game-by-Game

2022	FG-FGA	MADE	MISS	PAT-PAT ATT
Rice	1-1	25	-	9-9
Stanford	2-3	45, 42	39 (??)	5-5
Fresno St.	1-1	41	-	6-6
Oregon St.	2-1	42	35 (??)	2-2
Arizona St.	0-0	-	-	6-6
Wash. St.	3-3	31, 27, 31	-	3-3
Utah	0-0	-	-	6-6
Arizona	3-1	45	56 (??), 39 (??)	6-6
California	0-0	-	-	5-5
Colorado	1-1	34	-	6-6
UCLA	4-2	44, 49	32 (??), 33 (??)	6-6
ND	1-1	31	-	5-5
Utah (P12)	1-1	20	-	3-3
Tulane (CB)	2-1	43	52	6-6
2022	22-15			74-74

GAME	KOs	Touchbacks
Oregon St.	2	0
2022	2	0

2023

Lynch, a left-footed placekicker, will compete to hold the Trojan placekicker job as a redshirt sophomore in 2022.

2022

Lynch was USC's starting placekicker in all 14 games in 2022. Lynch accumulated 119 total points (ranked 10th in the nation for total points scored) going 74-of-74 on extra points and 15-of-22 (68.1%) on field goals. His season long came against UCLA when he nailed a 49-yard field goal at the end of the first half, making the score 20-21. Lynch was also perfect on field goals from 40-49 yards going 8-8. He also had 2 kickoffs this season, totaling 101 yards.

He made all 9 of his PATs and made a 25-yard field goal against Rice. He made all 5 of his PATs and was 2-of-3 on field goals, hitting from 45 yards and 42 yards at Stanford. He made all 6 of his PATs and nailed a 41-yard field goal against Fresno State. He was 2-of-2 on PATs, was 1-of-2 hitting a 42-yard field goal and kicked off 2 times at Oregon State. He made all 6 of his PATs against Arizona State and all 3 of his PATs while nailing 3 field goals (31 yards, 27 yards and another from 31 yards) against Washington State. He made all 6 of his PATs at Utah. He nailed all 6 of his PATs and made a 45-yard field goal against Arizona. He put all 5 of his PATs through the uprights against California and was perfect hitting all 6 of his PATs and a 34-yard field goal against Colorado. He made all 6 of his PATs and was 2-of-4 on field goals (hitting from 44 yards and 49 yards) at UCLA. He made all 3 of his PATs and a 20-yard field goal in the Pac-12 Championship against Utah. He made all 6 of his PATs and went 1-of-2 on field goals (scoring from 43 yards) in the Cotton Bowl against Tulane.

2021

Lynch did not see action as a backup as a first-year freshman in 2021.


HIGH SCHOOL

He was 10-of-10 on PATs and kicked off 15 times (with 5 touchbacks) as a senior in the spring of 2021 at Newbury Park (Calif.) High.

As a 2019 junior, he was 23-of-25 on PATs, had a 31-yard field goal and kicked off 31 times.

PERSONAL

He is majoring in Real Estate Development at USC.



ILB
41

GARRISON MADDEN

Hampton, Ga.
Dutchtown HS

R-Fr. | 6'3 | 215

2023

Madden will compete for action at inside linebacker as a redshirt freshman in 2023.

2022

Madden redshirted as a true freshman and did not see action in any games in 2022.

HIGH SCHOOL


He made the **2021 All-Region 4-AAAAA first team** as a senior outside linebacker and wide receiver at Dutchtown High in Hampton (Ga.).

He didn't start playing football until his 2020 junior season.

He also was on the basketball and track teams at Dutchtown, with bests of 10.71 in the 100 meters and 22.22 in the 200 meters. He was third in the 100 and sixth in the 200 and anchored the winning 400-meter relay quartet at the 2020 Georgia Class 5A Championships.

PERSONAL

He is majoring in Health and Human Sciences at USC with a 3.00 GPA.



ILB
57

ROMAN MARCHETTI

Santa Ana, Calif.
Foothill HS

So. | 6'2 | 210

2023

Marchetti will compete at inside linebacker as a sophomore in 2023.

2022

Marchetti saw action in 1 game (Stanford) as a true freshman. He did not record any statistics.

HIGH SCHOOL

He made **2021 Cal-Hi Sports All-State Medium Schools third team, All-CIF Division 3, Orange County Register All-Orange County first team and All-Crestview League Defensive Player of the Year** as a senior linebacker and running back at Foothill High in Santa Ana (Calif.) as he made 150 tackles, including 5 for losses (with 15 sacks), 2 forced fumbles, an interception, a fumble recovery and a pass deflection.

As a 2020 junior, he made **All-Crestview League first team** as he had 49 tackles, including 4 for losses (with a sack), 3 fumble recoveries (1 for a TD) and 2 forced fumbles, along with 67 yards on 6 carries (11.2 avg).

As a sophomore in 2019, he made 11 tackles (1 for a loss) and a fumble recovery, plus had 40 yards on 10 carries (4.0 avg).

He also played lacrosse at Foothill, earning **2022 All-Crestview League first team** honors as his team was the CIF Division 1 runner-up as a senior and 2021 All-CIF Division 1 third team as a junior.



PERSONAL

He is majoring in Journalism at USC with a 3.48 GPA.



P
35

**MICHAEL
MCALLISTER**

Carlsbad, Calif.
La Costa Canyon HS

R-Jr. | 6'2 | 215

2023

McAllister will compete for playing time at punter as a redshirt junior in 2023.

2022

McAllister, a redshirt sophomore, did not see any action as a backup punter in 2022.

2021

McAllister did not see action as a backup punter as a redshirt freshman in 2021.

2021

McAllister did not see action as a backup punter as a first-year freshman in 2020.

HIGH SCHOOL

He averaged 32.9 yards on 14 punts, with a long of 46 yards, in 2019 as a senior punter at La Costa Canyon High in Carlsbad (Calif.). He also served as the holder on placement kicks and completed a 2-point conversion pass.

PERSONAL

He is majoring in Communication at USC with a 3.02 GPA.



TE
87

**LAKE
MCREE**

Austin, Texas
Lake Travis HS

R-So. | 6'4 | 245

Career Stats

YR	REC	YDS	AVG	TD	LG
2021	7	91	13.0	0	19
2022	10	106	10.6	2	31
CAREER	17	197	11.6	2	31

Game-by-Game

2022					
GAME	REC	YDS	AVG	TD	LG
Rice	1	9	9.0	0	9
Stanford	2	13	6.5	1	8
Fresno St.	0	0	0.0	0	0
Oregon St.	1	8	8.0	0	8
Wash. St.	1	4	4.0	0	4
Utah	0	0	0.0	0	0
Arizona	0	0	0.0	0	0
California	1	2	2.0	1	2
Colorado	1	18	18.0	0	18
UCLA	0	0	0.0	0	0
ND	2	37	18.5	0	31
Utah (P12)	1	15	15.0	0	15
Tulane (CB)	0	0	0.0	0	0
2022	10	106	10.6	2	31
#Starter					

Game-by-Game cont.

2021					
GAME	REC	YDS	AVG	TD	LG
Arizona	1	9	9.0	0	9
Arizona St.	0	0	0.0	0	0
UCLA	2	19	9.5	0	14
BYU	4	63	15.8	0	19
2021	7	91	13.0	0	19

CAREER

In his 2-year collegiate career, he has 17 receptions for 197 yards (11.6 avg) with 2 TDs while appearing in 17 games with 3 starts.

2023

McRee, a high-potential redshirt sophomore, will work to get into the tight end mix in 2023.

2022

McRee saw action in 13 games (all but Arizona State) with 2 starts (Stanford and Fresno State) as a redshirt freshman in 2022. He recorded 10 passes for 106 yards (10.6 avg) with a long of 31 yards, and scored 2 TDs.

He had 1 catch for 9 yards against Rice and had 2 catches for 13 yards with a 5-yard TD at Stanford. He had 1 catch for 8 yards against Fresno State and had 1 catch for 4 yards at Oregon State. He had 1 catch for a 2-yard TD against California and had 1 catch for 18 yards against Colorado. He had 2 catches for 37 yards against Notre Dame and 1 catch for 15 yards in the Pac-12 Championship against Utah.

2021

McRee, who enrolled at USC in the spring of 2021 after graduating a semester early from high school, saw key playing time at tight end and on special teams while appearing in 4 late-season games (Arizona, Arizona State, UCLA, BYU) and starting once (UCLA) as a first-year freshman in 2021. Overall in 2021, he had 7 receptions for 91 yards (13.0 avg). He had a 9-yard reception against Arizona, 2 catches for 19 yards versus UCLA and had 4 catches for 63 yards and also caught a 2-point conversion pass against BYU.

HIGH SCHOOL

He made **2020 PrepStar All-Midlands** as a senior tight end at Lake Travis (Tex.) High, when he had 14 receptions for 178 yards (12.7 avg) with 1 TD and added 3 carries for 11 yards (3.7 avg) with a TD.

He missed his 2019 junior season with a knee injury.

As a 2018 sophomore, he caught 17 passes for 274 yards (16.1 avg) with 2 TDs and also completed a 22-yard pass and had a 3-yard run.

He also played basketball at Lake Travis.

PERSONAL

He is majoring in Communication at USC.



SNP
48

**DANIEL
MEUNIER**

Lynwood, Calif.
Bishop Mora Salesian HS/El Camino CC

Sr. | 5'10 | 225

2023

Meunier will compete for playing time at long snapper as a senior in 2023.

2022

Meunier did not see any action as a junior in 2022.

2023 VETERAN BIOGRAPHIES

JUNIOR COLLEGE

Meunier was El Camino City College's starting long snapper as a sophomore in 2021. Overall in 2021 while appearing in all 11 games, he had 2 tackles and 1 fumble recovery.

As a freshman, El Camino City College did not play football in the 2020 season due to the COVID-19 pandemic.

Meunier sat out the 2019 football season.

HIGH SCHOOL

As a senior linebacker at Bishop More Salesian (Los Angeles, CA) in 2018, he recorded 7 tackles and 1 sack.

Also played baseball at Bishop Mora Salesian.

PERSONAL

He is majoring in Psychology at USC with a 3.21 GPA.



OL
78

ANDREW MILEK

Chandler, Ariz.
Brophy Prep

R-Jr. | 6'5 | 305

CAREER

He has appeared in 25 games in his career.

2023

Milek will compete to break into the offensive line rotation as a redshirt junior in 2023.

2022

Milek saw action in 12 games (all but Stanford and Arizona), primarily on special teams, as a redshirt sophomore offensive lineman in 2022.

2021

Milek saw action in all 12 games, primarily on special teams, as a redshirt freshman offensive lineman in 2021.

2020

Milek appeared briefly in 1 game (Washington State) as a backup center as a first-year freshman in 2020.


HIGH SCHOOL

He made **2019 PrepStar All-Western Region**, **Max Preps All-Arizona second team** and **12News All-Area first team** as a senior offensive tackle at Brophy Prep in Phoenix (Ariz.). He was a 3-year starter.

He also was on the track team (shot put, discus throw) at Brophy Prep.

PERSONAL

He is a Cognitive Science major at USC.



OL
79

JONAH MONHEIM

Moorpark, Calif.
Moorpark HS

R-Jr. | 6'5 | 295

CAREER

He has appeared in 27 games in his career, with 21 starts (18 games at right tackle and 3 times at right guard). He has 1 career tackle.

2023

Monheim, a standout on the Trojan offensive, will return as a starter as a redshirt junior in 2023.

2022

Monheim started in all 14 games on the offensive line as a redshirt sophomore in 2022. He started 11 times at right tackle and 3 times at right guard. He was named an All-Pac-12 Honorable Mention. He helped the Trojan offensive line unit to be selected as a **Joe Moore Award Semifinalist**. Per PFF, he was the No. 9 graded tackle in the nation in 2022.

2021

Monheim saw action in all 12 games on the offensive line and on special teams as a redshirt freshman in 2021, starting the first 7 contests at right tackle (San Jose State, Stanford, Washington State, Oregon State, Colorado, Utah, Notre Dame). He had 1 tackle (versus Oregon State). When he and Courtland Ford both started against San Jose State in 2021, it marked the first time since at least 1984 when complete records are available that USC started freshmen at both tackle spots.

2020

Monheim appeared in 1 game (seeing significant action against Washington State at right guard) as an offensive lineman as a first-year freshman in 2020.

HIGH SCHOOL

He made **2019 PrepStar All-American**, **Tacoma News Tribune Western 100**, **Cal-Hi Sports All-State first team**, **Los Angeles Daily News All-Area first team** and **All-Camino League Co-Offensive Lineman of the Year** as a senior offensive tackle and guard at Moorpark (Calif.) High. He was a 3-year starter at Moorpark.

PERSONAL

He is majoring in Business Administration at USC with a 3.39 GPA. He made the **2021 and 2022 Pac-12 Academic Honor Roll**.



QB
7

MILLER MOSS

Los Angeles, Calif.
Bishop Alemany HS

R-So. | 6'2 | 210

Career Stats

YR	PC	PA	PI	PCT	YDS	TD	LG
2021	8	13	0	.615	74	1	16
2022	12	14	0	.857	159	1	40
CAREER	20	27	0	.741	233	2	40

YR	TCB	YDS	AVG	TD	LG
2021	3	-14	-4.7	0	10
2022	3	-14	-4.7	0	10
CAREER	6	-5	-1.2	0	10

Game-by-Game

2022

GAME	PC	PA	PI	PCT	YDS	TD	LG
Rice	6	7	0	.857	81	0	40
Fresno St.	0	0	0	.000	0	0	0
Arizona St.	0	0	0	.000	0	0	0
Colorado	6	7	0	.857	78	1	25
Utah [P12]	0	0	0	.000	0	0	0
2022	12	14	0	.857	159	1	40

GAME	TCB	YDS	AVG	TD	LG
Rice	1	10	10.0	0	10
Fresno St.	1	3	3.0	0	3
Arizona St.	0	0	0.0	0	0
Colorado	1	-4	-4.0	0	0
Utah [P12]	0	0	0.0	0	0
2022	3	9	3.0	0	10

2021

GAME	PC	PA	PI	PCT	YDS	TD	LG
Wash St.	0	0	0	.000	0	0	0
California	8	13	0	.615	74	1	16
2021	8	13	0	.615	74	1	16

GAME	TCB	YDS	AVG	TD	LG
Wash St.	0	0	0.0	0	0
California	3	-14	-4.7	0	10
2021	3	-14	-4.7	0	10

2023

Moss will be in the mix at backup quarterback as a redshirt sophomore in 2023.

2022

Moss saw action in 5 games (Rice, Fresno State, Arizona State, Colorado and the Pac-12 Championship versus Utah) as the USC backup quarterback in 2022. He went 12-of-14 (85.71%) for 159 yards and 1 TD. He went 6-of-7 for 81 yards and rushed for 10 yards on 1 carry against Rice. He rushed for 3 yards on 1 carry against Fresno State. He went 6-of-7 for 78 yards and 1 TD against Colorado.

2021

Moss, who enrolled at USC in the spring of 2021 after graduating a semester early from high school, saw action in 2 games (Washington State and California) as a backup quarterback as a first-year freshman in 2021. Overall in 2021, he completed 8-of-13 passes (61.5%) for 74 yards with 1 TD and had 3 rushes for minus 14 yards (-4.7 avg). He played 1 snap at Washington State when backup Jaxson Dart went out briefly with an injury, then completed 8-of-13 passes for 74 yards with a 16-yard TD at California when Dart went out with a third-quarter injury.

HIGH SCHOOL

He made the **2020 PrepStar Dream Team** and **Southern California News Group Fab 15 first team** as a senior quarterback at Bishop Alemany High in Mission

Hills (Calif.).

As a 2019 junior, he was **Cal-Hi Sports All-State Juniors first team**, **All-CIF Division 3**, **Los Angeles Daily News All-SoCal** and **Los Angeles Daily News Offensive Player of the Year** when he completed 215-of-319 passes (67.4%) for 3,118 yards with 28 TDs and 10 interceptions and he also ran for 105 yards on 31 carries (8.8 avg) and averaged 38.9 yards on 12 punts.

As a 2018 sophomore, he threw 19 TDs and 14 interceptions. Current Trojan Jaylin Smith also prepped at Alemany.

He spent his 2017 freshman season at Loyola High in Los Angeles (Calif.), completing 33-of-55 passes (60.0%) for 350 yards with 2 TDs and 3 interceptions. Current Trojans Jac Casasante, Sinjun Astani and Ceyair Wright also prepped at Loyola.

PERSONAL

He is majoring in Law, History and Culture at USC with a minor in Business Finance with a 3.77 GPA. He made the **2021 and 2022 Pac-12 Academic Honor Roll**. His mother, Emily, was a professor in USC's School of Architecture.



RUSH
10

JAMIL MUHAMMAD

Madison, Ala.
James Clemens HS / Georgia State

R-Sr. | 6'1 | 240

Career Stats

YR	TAC	TFL-YDS	PBU	FR	INT	YDS	AVG	TD	LG
2020*	4	0-0	0	0	0	0	0.0	0	0
2021*	22	6-69	1	1	0	0	0.0	0	0
2022*	44	5-21	3	0	1	-1	-1.0	0	0
CAREER	70	11-90	4	1	1	-1	-1.0	0	0

*at Georgia State

CAREER

In his 3-year career at Georgia Southern (2020-22), he had 70 tackles, including 11.0 for losses (with 7.5 sacks) and 1 INT, 4 pass deflections, 3 forced fumbles and 1 forced fumble while appearing in 34 games with 10 starts.

2023

Muhammad, who transferred to USC in the spring of 2023 from Georgia State, will compete for playing time at rush end as a redshirt senior (with two years of eligibility remaining).

GEORGIA STATE

He saw action in all 12 games of the 2022 season and started in 9 (all but Old Dominion, Southern Miss and Louisiana Monroe). He collected 44 tackles, including 5 for loss of 21 yards (plus 1.5 sacks for 11 yards), 1 INT, 2 pass breakups, 8 QB hurries and 1 forced fumble. He had 3 tackles, 2 QB hurries and 2 pass breakups against South Carolina, then recorded 5 tackles with 1.0 for loss for 4 yards against North Carolina. He tallied 1 tackle against Charlotte, then collected 6 tackles with 1.5 for loss of 4 yards and 1 QB hurry against Coastal Carolina. He had 6n tackles including 0.5 for loss of 1 yard versus West Point, and notched 3 tackles with 1 INT and 1 QB hurry against Georgia Southern. He recorded 1 tackle versus Old Dominion, and had 2 tackles with 0.5 for loss with 0.5 sacks and 1 QB hurry against Southern Miss. He had 2 tackles with 1 for loss of 7 yards and 1 sack and 1 forced fumble against Louisiana Monroe and tallied 4 tackles with 0.5 for loss and 1 QB hurry versus James Madison. He recorded 6 tackles and 1 QB hurry against Marshall. He was named to the Athletic Director's Honor Roll in Spring 2022.

He played in all 13 games in the 2021 season with 1 start against Ball State in the TaxAct Camellia Bowl and tallied 22 tackles, including 6 for loss and 6 sacks. He led the team with 6 sacks, tying for the second-highest season total in program history. He recorded 3 tackles against West Point, 1 tackle against North Carolina, 2 tackles against Charlotte, 1 tackle against Auburn and Louisiana Monroe. He tallied 2 tackles with 1 sack for 4 yards and 1 QB hurry against Texas State and 1 tackle against Georgia Southern. He had 2 tackles with 1 for loss and 1 sack for



2023 VETERAN BIOGRAPHIES

He saw action in all 12 games of the 2022 season and started in 9 (all but Old Dominion, Southern Miss and Louisiana Monroe). He collected 44 tackles, including 5 for loss of 21 yards (plus 1.5 sacks for 11 yards), 1 INT, 2 pass breakups, 8 QB hurries and 1 forced fumble. He had 3 tackles, 2 QB hurries and 2 pass breakups against South Carolina, then recorded 5 tackles with 1.0 for loss for 4 yards against North Carolina. He tallied 1 tackle against Charlotte, then collected 6 tackles with 1.5 for loss of 4 yards and 1 QB hurry against Coastal Carolina. He had 6n tackles including 0.5 for loss of 1 yard versus West Point, and notched 3 tackles with 1 INT and 1 QB hurry against Georgia Southern. He recorded 1 tackle versus Old Dominion, and had 2 tackles with 0.5 for loss with 0.5 sacks and 1 QB hurry against Southern Miss. He had 2 tackles with 1 for loss of 7 yards and 1 sack and 1 forced fumble against Louisiana Monroe and tallied 4 tackles with 0.5 for loss and 1 QB hurry versus James Madison. He recorded 6 tackles and 1 QB hurry against Marshall. He was named to the Athletic Director's Honor Roll in Spring 2022.

HIGH SCHOOL

Named an all-region quarterback while playing at James Clemens HS. He passed for 1,773 yards and 21 touchdowns while rushing for 942 yards and 18 TDs as a senior.

He also lettered in basketball.

PERSONAL

He earned his bachelor's degree in Interdisciplinary Studies with a focus of Social Entrepreneurship from Georgia Southern. He is currently pursuing a certificate in Gerontology at USC with a 3.50 GPA. His brother, Marquez, played football at WKU and another brother, Terrance, played at Alabama A&M.



OL
76

MASON MURPHY

Riverside, Calif.
JSerra Catholic HS

R-So. | 6'5 | 310

2023

Murphy will compete for playing time on the offensive line as a redshirt sophomore in 2023.

2022

Murphy saw action in all 14 games, starting in 5 (Arizona, California, Colorado, UCLA and Utah [P12]), as a redshirt freshman in 2022. He helped the Trojan offensive line unit to be selected as a **Joe Moore Award Semifinalist**.

2021


Murphy did not see action as a first-year freshman offensive lineman in 2021. He had surgery on his fractured left foot and missed USC's last 7 games (Utah, Notre Dame, Arizona, Arizona State, UCLA, BYU, California).

HIGH SCHOOL

He made **2020 PrepStar All-American** and **2021 MaxPreps All-State first team**, **Los Angeles Times All-Area first team** and **All-Trinity League first team** as a senior 2-way tackle at JSerra Catholic High in San Juan Capistrano (Calif.). Current Trojan Vincent Ragsdale also prepped at JSerra.

PERSONAL

He is majoring in Sociology at USC.



QB
8

MALACHI NELSON

Los Alamitos, Calif.
Los Alamitos HS

Fr. | 6'3 | 180

2023

Nelson, the decorated recruit who enrolled at USC in the spring of 2022 after graduating a semester early from high school, will compete at the quarterback position as a true freshman in 2023.

HIGH SCHOOL

He was listed as the **No. 1 ranked recruit in the nation per ESPN**. Nelson was also named the **2022 Gatorade California Player of the Year**.

As a senior on varsity, he was named a **2023 Under Armour All-American** and a **2023 Polynesian Bowl All-Star**. He went 192-for-286 (.671) for 2,898 yards and 35 TDs with 4 INTs. He rushed for 153 yards on 23 carries (6.7 avg) with 2 TDs to help Los Alamitos earn first place in the Sunset League going 5-0 and went 9-3 overall, reaching the CIF Southern Section Division 1 semifinals. He also competed at **2022 Elite 11 Finals**. Before the season, Nelson was named to the **2022 Preseason All-CIF Division I Team**, **2022 MaxPreps California Preseason All-State First Team** and the **2022 MaxPreps All-America Second Team**.

As a junior on varsity, he was named the **2021 Gatorade California Player of the Year**. He went 170-for-275 (.618) for 2,690 yards and 39 TDs with 8 INTs. He rushed for 192 yards on 34 carries (5.6 avg.) with 2 TDs. He also caught 1 pass for 19 yards. He was named the **2021 Long Beach Press-Telegram Player of the Year** and to the **2021 All-CIF Southern Section Division I Team**. Additionally, he made the **2021 MaxPreps California All-State First Team**, the **2021 MaxPreps Junior All-America Second Team**, the **2021 MaxPreps Preseason California All-State First Team** and the **2021 MaxPreps Preseason All-American Second Team**.

As a sophomore on varsity in an abbreviated six-game season, he went 85-for-115 (.739) for 1,513 yards and 23 TDs with 4 INTs. Rushed for 49 yards on 17 carries (2.9 avg.) with 1 TD. He was named to the **MaxPreps California All-State First Team**. He set the Los Alamitos school record for touchdown passes in a game with seven as a sophomore – the third most in Orange County history. He was selected to the **2020 MaxPreps Preseason Sophomore All-America Second Team**.

As a freshman on varsity, he went 64-for-148 (.432) for 883 yards and 8 TDs with 5 INTs. Rushed for 109 yards on 19 carries (5.7 avg.). He was named to the **4 Vert 7v7 Passing League Hall of Fame** in 2019.

Current Trojan Makai Lemon also prepped at Los Alamitos.

PERSONAL

He is majoring in Communication at USC with a 3.75 GPA.



WR
46

COREY NERHUS

Huntington Beach, Calif.
Mater Dei HS / Orange Coast CC

Jr. | 5'9 | 215

2023

Nerhus will compete for playing time as a junior wide receiver in 2023.

2022

Nerhus did not see action as a sophomore wide receiver in 2022.

HIGH SCHOOL

As a senior in 2020, he was a member of the Mater Dei varsity football team. Current Trojans Raesjon Davis, Kyron Hudson, Josiah Zamora, Domani Jackson, Raleek Brown and Solomon Tuliaupupu also prepped at Mater Dei.

PERSONAL

He is majoring in Human Biology. He attended Orange Coast Community College before transferring to USC as a sophomore in 2021 and joining the team in 2022 as a junior. His grandfather graduated from USC.



OL
67

KILIAN O'CONNOR

Ladera Ranch, Calif.
Santa Margarita Catholic HS

So. | 6'1 | 285

2023

O'Connor will compete on the offensive line as a sophomore in 2023.

2022

O'Connor did not see action as a freshman offensive lineman in 2022.

HIGH SCHOOL


He was a 3-year starter at center and offensive guard at Santa Margarita Catholic High in Rancho Santa Margarita (Calif.). As a 2021 senior, he made **Cal-Hi Sports All-State second team, All-CIF Division 1, Orange County Register All-Orange County first team** and **All-Trinity League first team**, as well as **Academic All-American**.

He made **All-Trinity League second team** as a 2020 junior.

As a sophomore in 2019, he was **Cal-Hi Sports Sophomore All-American first team** and **All-Trinity League first team**.

PERSONAL

He is majoring in Business Administration at USC with a 3.04 GPA.



TE
95

LUKE OTTE

Simi Valley, Calif.
Simi Valley HS / Miramar CC

So. | 6'5 | 250

2023

Otte moved to the offensive side of the ball and will compete for playing time as a tight end as a sophomore in 2023.

2022

Otte did not see action as a freshman defensive lineman in 2022.

MIRAMAR CC


Following high school, Otte served in the U.S. Marine Corps for five years. While serving, he also attended Miramar CC before transferring to USC.

HIGH SCHOOL

As a junior at Simi Valley HS, he accumulated 26 total tackles, including 1 for loss (with 1 sack) in 11 games.

PERSONAL

He is majoring in Political Economy at USC with a 3.05 GPA. His older sister, Charlotte, graduated from USC in 2016.



OL
72

ELIJAH PAIGE

Phoenix, Ariz.
Pinnacle HS

Fr. | 6'7 | 305

2023

Paige, who enrolled at USC in the spring of 2022 after graduating a semester early from high school, will compete for playing time on the offensive line as a true freshman in 2023.

HIGH SCHOOL

He made the **2022 Arizona 6A Northeast Valley All-Region** list as a senior offensive lineman at Pinnacle HS (Ariz.). He was one of four player-elected captains for the 2022-23 Pinnacle squad.

Paige primarily saw action at left tackle as a 2021 junior.

He also played basketball for Pinnacle.

Current Trojan Dorian Singer also prepped at Pinnacle.

PERSONAL

He is majoring in Journalism at USC with a 3.17 GPA.



DL
94

KOBE PEPE

Long Beach, Calif.
St. John Bosco HS

R-Jr. | 6'2 | 320

Career Stats

YR	TAC	TFL-YDS	PBU	FR
2020	3	0-0	0	0
2022	0	0-0	0	0
CAREER	3	00	0	0

Game-by-Game

2022

GAME	TAC	TFL-YDS	PBU	FR
Colorado	0	0-0	0	0
2022	0	0-0	0	0

2020

GAME	TAC	TFL-YDS	PBU	FR
Wash St.	3	0-0	0	0
2021	3	0-0	0	0

CAREER

He has appeared in 3 games in his career, making 3 tackles.

2023

Pepe will battle for playing time on the defensive line as a redshirt junior in 2023.

2022

Pepe saw action in 1 game versus Colorado as a redshirt sophomore in 2022.

2021

Pepe was sidelined as a redshirt freshman defensive lineman in 2021 after having right shoulder surgery.

2020

Pepe, who enrolled at USC in the spring of 2020 after graduating a semester early from high school, was a backup defensive lineman as a first-year freshman in 2020. Overall in 2020 while appearing in 2 games (Utah and Washington State), he had 3 tackles (all versus Washington State).

HIGH SCHOOL

He made **2019 PrepStar All-American**, **Tacoma News Tribune Western 100**, **Cal-Hi Sports All-State first team**, **All-CIF Division 1 Defensive Player of the Year**, **Los Angeles Times All-Area first team**, **Southern California News Group All-Region**, **Long Beach Press Telegram Dream Team first team** and **All-Trinity League Most Valuable Defensive Lineman** as a senior defensive tackle at St. John Bosco High in Bellflower (Calif.). He had 80 tackles, including 12.5 for losses (with 11 sacks), 5 deflections and a forced fumble in 2019. St. John Bosco won the 2019 CIF Division 1 and California State Open championships.

As a junior in 2018, he made **Cal-Hi Sports Junior All-State honorable mention** while getting 68 tackles, including 5 for losses (with a sack), plus a deflection and a forced fumble.

He had 19 tackles and 2 deflections as a 2017 sophomore. Current Trojans Will Rose, Jude Wolfe and Matt Colombo also preppeped at St. John Bosco.

PERSONAL

He is majoring in Social Sciences with an emphasis in Psychology at USC with minors in Real Estate Development and American Studies. He was named after late Lakers star Kobe Bryant.



RB
27

A'MARION PETERSON

Wichita Falls, Texas
Hirschi HS

Fr. | 6'0 | 205

2023

Peterson, who enrolled at USC in the spring of 2022 after graduating a semester early from high school, will compete for playing time at running back as a true freshman in 2023.

HIGH SCHOOL

He was named the **2022 All-District 3-4A Division II MVP** as a senior running back on varsity at Hirschi HS (Texas). He was selected to be on the final ballot for the 2022 Whataburger Super Team and named to 2022 Mr. Texas Football Player of the Year Top 100 Watch List.

In 2022, Peterson rushed for 330 yards on 24 carries (13.8 avg.) with 6 TDs and caught 3 passes for 54 yards, helping Hirschi go 9-3 overall and place first in their district.


As a junior, he rushed for 1,817 yards on 238 carries (7.6 avg.) with 28 TDs, and caught 15 passes for 181 yards and 2 TDs. He also tossed 1 TD pass for 85 yards. He was named the **Texas District 4-4A-I Offensive MVP** and selected to the **2021 Third Team All-North Texas**.

Peterson was a **2020 Texas District 4-4A D-I First Team** selection as a sophomore.

He also ran track at Hirschi HS.

PERSONAL

He has a 3.50 GPA at USC.



DB
24

CHRISTIAN PIERCE

Fontana, Calif.
Rancho Cucamonga HS

Fr. | 6'1 | 190

2023

Pierce, who enrolled at USC in the spring of 2022 after graduating a semester early from high school, will compete for playing time at running back as a true freshman in 2023.

HIGH SCHOOL

He was named to the **2022 All-Baseline League** and selected as the **League Defensive MVP** as a safety at Rancho Cucamonga HS (Calif.).

In 2022, he recorded 65 tackles with 4.5 for loss and 3.0 sacks. He also tallied 3 INTs, 4 PBUs and 1 fumble recovery.

As a junior, he was named to the **2021 All-CIF Southern Section Division 3 team** after he led the varsity team with 103 tackles and 1.0 for loss with 1.0 sack. He also tallied 9 INTs, 5 PBUs and 1 fumble recovery.

PERSONAL

He is majoring in Astronomy at USC with a 3.07 GPA.





RUSH
39

GARRETT POMERANTZ

Las Vegas, Nev.
Bishop Gorman HS

So. | 6'2 | 220

2023

Pomerantz will compete at rush end as a sophomore in 2023.

2022


Pomerantz did not see action at rush end as a freshman in 2022.

HIGH SCHOOL

He had 31 tackles, including 3 sacks, and 1 interception for a TD as a 2021 senior linebacker at Bishop O’Gorman High in Las Vegas (Nev.). Bishop Gorman won the 2021 state Class 5A championship. Current Trojans Zachariah Branch, Zion Branch and Fabian Ross also prepped at Bishop Gorman.

PERSONAL

He is majoring in Health Promotion at USC with a 3.14 GPA.



OL
66

GINO QUINONES

Ewa Beach, Hawaii
Saint Louis HS

R-Sr. | 6'3 | 300

CAREER

He has appeared in 19 games in his career, with 2 starts (1 at left guard and 1 at right guard).

2023

Quinones will compete to contribute on the offensive line as a redshirt senior in 2022.

2022

Quinones saw action in all 14 games, with 2 starts (Arizona State and the Cotton Bowl versus Tulane) as a redshirt junior in 2022. He started once at right guard and once at left guard. He helped the Trojan offensive line unit to be selected as a **Joe Moore Award Semifinalist**.

2021

Quinones appeared in 5 games (Utah, Notre Dame, Arizona State, UCLA, BYU, California) on special teams as a redshirt sophomore offensive lineman in 2021.

2020

Quinones did not see action on the offensive line as a redshirt freshman in 2020.

2019

Quinones, who enrolled at USC in the spring of 2019 after graduating a semester early from high school, redshirted as a center and offensive guard as a first-year freshman in 2019. He was slowed in 2019 with a wrist injury.

HIGH SCHOOL

He made **2018 PrepStar All-Western Region, Honolulu Star-Advertiser All-State first team** and **USA Today All-Hawaii second team** as a senior defensive lineman at Saint Louis School in Honolulu (Hi.).

He also played basketball at Saint Louis.

PERSONAL

He is majoring in Geodesign at USC. He is the first Trojan letterman with a last name starting with “Q.”



DB
82

VINCENT RAGSDALE

San Juan Capistrano, Calif.
JSerra Catholic HS / Ole Miss / Saddleback JC

R-Sr. | 5'11 | 180

2023

Ragsdale will compete for playing time at defensive back as a redshirt senior in 2023.

2022

Ragsdale did not see any action as a senior defensive back in 2022. He transferred to USC in the fall of 2021, but did not play football that year.

SADDLEBACK COLLEGE

He competed in track, running the 100m, 200m and 4x1 relay at Saddleback College in the spring of 2021.

MISSISSIPPI


He attended Ole Miss in the fall of 2019. He did not play any sports at Mississippi.

HIGH SCHOOL

Ragsdale was a member of the varsity football team at JSerra. He also competed in track, running the 100m, 200m and 4x1 relay.

PERSONAL

He is majoring in Real Estate Development at USC with a 3.42 GPA. His uncle played football at San Diego State University and his brother, Josh, is currently a redshirt freshman guard on California’s men’s basketball team.



WR
2

BRENDEN RICE

Chandler, Ariz.
Hamilton HS / Colorado

Sr. | 6'3 | 210

Career Stats

YR	REC	YDS	AVG	TD	LG	TCB	YDS	AVG	TD	LG
2020*	6	120	20.0	2	61	0	0	0.0	0	0
2021*	21	299	14.2	3	62	6	54	9.0	0	17
2022	39	611	15.7	4	74	0	0	0.0	0	0
CAREER	66	1030	15.6	9	74	6	54	9.0	0	17
*at Colorado										
YR	KOR	YDS	AVG	TD	LG	PR	YDS	AVG	TD	LG
2020*	2	37	18.5	0	22	1	81	81.0	1	81
2021*	17	469	27.6	0	67	0	0	0.0	0	0
2022	3	49	16.3	0	18	0	0	0.0	0	0
CAREER	22	555	25.2	0	67	1	81	81.0	1	81
*at Colorado										

Game-by-Game

2022										
GAME	REC	YDS	AVG	TD	LG	TCB	YDS	AVG	TD	LG
Rice	1	5	5.0	0	5	0	0	0.0	0	0
Stanford	1	20	20.0	0	20	0	0	0.0	0	0
Fresno St.	4	18	4.5	0	11	0	0	0.0	0	0
Oregon St.	3	28	9.3	0	12	0	0	0.0	0	0
Arizona St.	3	72	24.0	0	31	0	0	0.0	0	0
Wash St.	3	38	12.7	0	20	0	0	0.0	0	0
Utah	1	6	6.0	0	6	0	0	0.0	0	0
Arizona	5	62	12.4	1	34	0	0	0.0	0	0
California	2	17	8.5	0	15	0	0	0.0	0	0
Colorado	3	70	23.3	1	32	0	0	0.0	0	0
UCLA	3	34	11.3	0	17	0	0	0.0	0	0
ND	1	25	25.0	0	25	0	0	0.0	0	0
Utah (P12)	3	42	14.0	0	28	0	0	0.0	0	0
Tulane	6	174	29.0	2	74	0	0	0.0	0	0
2022	39	611	15.7	4	74	0	0	0.0	0	0
*Starter										
GAME	KOR	YDS	AVG	TD	LG	PR	YDS	AVG	TD	LG
Rice	1	16	16.0	0	16	0	0	0.0	0	0
Oregon St.	2	33	16.5	0	18	0	0	0.0	0	0
2022	3	49	16.3	0	18	0	0	0.0	0	0

CAREER

In his 3-year career (2 years at Colorado and 1 year at USC), he has 66 receptions for 1,030 yards (15.6 avg) with 9 TDs, plus 22 kickoff returns for 555 yards (25.2 avg), an 81-yard scoring punt return and 6 carries for 54 yards (9.0 avg) while appearing in 31 games with 24 starts. He has three 100-yard receiving games in his career.

2023

Rice will once again look to be a major contributor at wide receiver as a senior in 2023.

2022

Rice competed in all 14 games with 12 starts (all but Notre Dame and the Pac-12 Championship against Utah) in his first season with the Trojans in 2022. He recorded 39 catches (4th for USC) for 611 yards (15.7 avg) with in 4 TDs. Rice also handled kick returns. He recorded 3 returns for 49 yards (16.3 avg) with a long of 18 yards.

He had 1 reception for 5 yards and 1 kick return for 16 yards against Rice. He had 1 catch for 20 yards at Stanford. He had 4 catches for 18 yards against Fresno State. He tallied 3 catches for 28 yards at Oregon State and had 3 catches for 72 yards against Arizona State. He collected 3 catches for 38 yards against Washington State and had 1 catch for 6 yards at Utah. He notched 5 catches for 62 yards and a TD at Arizona. He had 2 catches for 17 yards against California. He had 3 catches for 70 yards and a TD against Colorado. He recorded 3 catches for 34 yards at UCLA and had 1 catch for 25 yards against Notre Dame. He collected 3 catches for 42 yards in the Pac-12 Championship against Utah. He had 6 catches for 174 yards and 2 TDs in the Cotton Bowl against Tulane.

COLORADO

He was one of the Pac-12's top wideouts and kick returners as a redshirt freshman in 2021. Overall while starting all 11 games that he played in 2021 (he missed Utah with an injury), he had 21 receptions for 299 yards (14.2 avg), both second on the team, with 3 TDs, along with 17 kickoff returns for 469 yards (27.6 avg), both team highs, and 6 carries for 54 yards (9.0 avg). He ranked 14th nationally in kickoff returns (27.6 avg, third in Pac-12).

He had a 44-yard kickoff return against Northern Colorado, 2 catches for 10 yards against Texas A&M, 3 receptions for 25 yards and a 22-yard kickoff return against Minnesota, 2 catches for 9 yards, 2 kickoff returns for 37 yards and a 15-yard rush at Arizona State, a 17-yard reception and 15-yard kick return versus USC, 3 catches for 111 yards (with a 62-yard TD) and 2 carries for 9 yards against Arizona, a 6-yard grab and 2 kickoff returns for 87 yards at California, 5 catches for 102 yards with a TD, 6 kickoff returns for 162 yards and a 17-yard rush at Oregon, a 5-yard TD catch, 34-yard kickoff return and 2 rushes for 13 yards against Oregon State and 3 catches for 14 yards and 3 kick returns for 68 yards at UCLA.

As a first-year freshman in 2020 while appearing in all 6 games (with 1 start, versus Texas in the Alamo Bowl), he had 6 receptions for 120 yards (20.0 avg) with 2 TDs, 2 kickoff returns for 37 yards (18.5 avg) and an 81-yard punt return for a TD. He won Colorado's **Lee Willard Award** on offense as the team's top freshman. He had 1 catch for 5 yards against UCLA, then had 2 grabs for 38 yards at Stanford, including a 34-yard TD, and 2 receptions for 16 yards versus San Diego State. He

had a 61-yard TD catch and 81-yard scoring punt return against Utah, along with 2 kickoff returns for 37 yards, to become the first Buffalo since 1987 with a scoring catch and return in a game. He made the **2020 National Football Foundation Academic All-Colorado first team**.

HIGH SCHOOL

He made **2019 PrepStar All-West Region, MaxPreps All-Arizona first team and Arizona Republic All-Arizona** as a senior wide receiver at Hamilton High in Chandler (Ariz.). In his career, he had 123 receptions for 2,139 yards (17.4 avg) with 27 TDs. As a senior in 2019, he had 49 catches for 851 yards (17.4 avg) with 9 TDs (with a quartet of 100-yard receiving outings) and an 8-yard scoring run on offense, plus 15 tackles and a deflection on defense and 12 kickoff returns for 244 yards (20.3 avg) and 6 punt returns for 20 yards (3.3 avg) on special teams.

As a 2018 junior, he made **All-Arizona** as he had 49 receptions for 729 yards (14.9 avg) with 11 TDs on offense, and added 17 tackles and an interception on defense and 3 kickoff returns for 66 yards (22.0 avg) and 5 punt returns for 75 yards (15.0 avg) on special teams.

As a 2017 sophomore, he had 25 catches for 559 yards (22.4 avg) with 7 TDs and 6 kickoff returns for 53 yards (8.8 avg).

He also played basketball and was a sprinter on the track team (with a best of 10.78 in the 100 meters and 21.84 in the 200 meters for third place finishes at the 2019 state Division I meet) at Hamilton.

PERSONAL

He is majoring in American Popular Culture at USC. His father is legendary College and Pro Football Hall of Fame wide receiver Jerry Rice, who starred at Mississippi Valley State (1981-84), where he was a 2-time All-American, and for the San Francisco 49ers (1985-2000), where he was on 3 Super Bowl champions (MVP in XXIII, plus XXIV, XXIX), Oakland Raiders (2001-04), Seattle Seahawks (2004) and Denver Broncos (2004) and set NFL records for career receptions (1,549), receiving yards (22,895) and receiving touchdowns (197). His brother, Qualen Cunningham, was a defensive end at Texas A&M (2014-17). His half-brother, Jerry Rice Jr., was a wide receiver at UCLA (2011-12) and UNLV (2013). His stepfather, Rick Cunningham, was an offensive lineman at Oregon State and Texas A&M (1988-89) and in the NFL with the Indianapolis Colts (1990), Phoenix/Arizona Cardinals (1992-094), Minnesota Vikings (1995), Oakland Raiders (1996-98) and in the CFL with the Montreal Alouettes (2000, 2002) and Edmonton Eskimos (2001-02). He has done community service with the Feed My Starving Children non-profit organization.



DB
17

CHRISTIAN ROLLAND-WALLACE

Palmdale, Calif.
Williams J. Knight HS / Arizona

R-Sr. | 6'0 | 205

Career Stats

YR	TAC	TFL-YDS	PBU	FR	INT	YDS	AVG	TD	LG
2019*	37	0-0	5	0	1	0	0.0	0	0
2020*	26	0.5-2	3	0	0	0	0.0	0	0
2021*	48	3-20	4	0	1	36	36.0	0	36
2022*	58	0-0	6	0	0	0	0.0	0	0
CAREER	169	305-22	18	0	2	36	18.0	0	0
*at Arizona									

CAREER

In his 4-year career at Arizona (2019-22), he had 169 tackles, including 3.5 for loss (with 1.5 sacks), 2 INTs, 18 pass deflections and 2 forced fumbles in 41 games with 37 starts.

2023

Rolland-Wallace, who transferred to USC in the spring of 2023 from Arizona, will compete for playing time in the Trojan secondary as a redshirt senior (with one year of eligibility remaining).



ARIZONA

He started all 12 games at cornerback during the 2022 season. He led the team with 58 tackles with 6 pass deflections and 2 forced fumbles. He recorded 3 tackles against San Diego State, and 7 tackles with 1 forced fumble and 1 pass breakup

against Mississippi State. He collected 6 tackles with 1 pass breakup against North Dakota State, 7 tackles against California, 3 tackles against Colorado and 5 tackles with 1 pass breakup against Oregon. He recorded 3 tackles with 1 pass breakup against Washington, a team-leading 8 tackles with 1 pass breakup against USC, 3 tackles and 1 pass breakup against Utah and 5 tackles against UCLA. He had 2 tackles and 1 forced fumble against Washington State and 6 tackles against Arizona State.

He had 48 tackles, including 3 for loss (with 1.5 sacks), 1 INT and 4 pass deflections in starting all 12 games in the 2021 season. He recorded 5 tackles and 1 pass breakup against BYU, 2 tackles, including 0.5 for loss of 1 yard against San Diego State and 7 tackles, including 1 for loss of 3 yards and 1 INT returned for 36 yards against Northern Arizona. He collected 2 tackles against Oregon, 3 tackles, including 0.5 for loss of 1 yard (and 0.5 sack) versus UCLA and 6 tackles against Colorado. He tallied 5 tackles versus Washington, 7 tackles against USC and 2 tackles and a pass breakup against California. He recorded 5 tackles against Utah, 3 tackles, including 1 for loss of 15 yards (and 1 sack) and 1 pass breakup against Washington State and 1 tackle against Arizona State.

In 2020, he started all 5 games and collected 26 tackles with 0.5 for loss and 3 pass deflections. He recorded 2 tackles and 1 pass breakup against USC, 3 tackles and 1 pass breakup versus Washington and led the team with 10 tackles, including 0.5 for loss of 2 yards and 1 pass breakup against UCLA. He collected 4 tackles against Colorado and led the Wildcats with 7 tackles against Arizona State.

In his true freshmen season in 2019, he tallied 37 tackles with 1 INT and 5 pass deflections in 12 games making 8 starts. He recorded 1 tackle and 1 pass breakup against Hawaii and intercepted the first pass of his collegiate career against Northern Arizona. He had 4 tackles against Texas Tech, 1 tackle against UCLA and 1 pass breakup against Colorado. He collected 4 tackles against Washington, 5 tackles against USC, 6 tackles against Stanford and 3 tackles against Oregon State. He had 2 tackles and 2 pass breakups against Oregon, 4 tackles versus Utah and 6 tackles against Arizona State.

HIGH SCHOOL

He played offense, defense and special teams at William J Knight HS in Palmdale, Calif.

As a junior in 2017, totaled 659 all-purpose yards, and hauled in 42 receptions for 611 yards and 10 touchdowns. He added five carries for 48 yards.

In 2016, totaled 36 tackles and five interceptions.

Current Trojan Solomon Byrd also prepped at Knight.

PERSONAL

He graduated with a degree in Applied Humanities from Arizona in 2022. He is currently pursuing a certificate in Gerontology at USC with a 3.00 GPA.



P
36

WILL ROSE

Long Beach, Calif.
St. John Bosco HS

R-Sr. | 6'1 | 190

2023

Rose will return as USC's holder and will compete for playing time at punter as a redshirt senior in 2023.

2022

Rose served as the holder on all placekicks and was a backup punter as a redshirt junior in 2022. He saw action in all 14 games as the holder. He scored on a 2-point conversion trick play as he rushed into the end zone against Colorado.

2021

Rose did not see action as a backup punter as a redshirt sophomore in 2021.

2020

Rose did not see action as a backup punter as a redshirt freshman in 2020.

2019

Rose redshirted as a first-year freshman punter in 2019.


HIGH SCHOOL

He averaged 38.6 yards on 21 punts as a 2018 senior punter at St. John Bosco High in Bellflower (Calif), with none returned and all but 2 fair caught. He also caught a 3-yard TD pass in 2018. It was his first year as a punter after playing wide receiver. Current Trojans Jude Wolfe, Kobe Pepe and Matt Colombo also prepped at St. John Bosco.

He also played baseball at St. John Bosco.

PERSONAL

He is majoring in Real Estate Development at USC.



DB
26

FABIAN ROSS

Las Vegas, Nev.
Bishop Gorman HS

So. | 6'0 | 205

2023

Ross will compete for action at defensive back as a sophomore in 2023.

2022

Ross saw action in 2 games (California and Colorado) as a first-year freshman in 2022. He did not record any statistics.

HIGH SCHOOL

He made **2021 PrepStar All-American** and **Nevada Preps All-Southern Nevada first team** as he had 24 tackles, 3 interceptions and 7 deflections as a senior cornerback at Bishop Gorman High in Las Vegas (Nev.). Bishop Gorman won the 2021 state Class 5A championship.

As a 2019 sophomore, he had 20 tackles, 3 interceptions (with a TD) and 3 deflections.

He had 3 tackles as a 2018 freshman.

He also was on the track team at Bishop Gorman, with bests of 52.34 in the 400 meters and 18-9.5 in the long jump. Current Trojans Zion and Zachariah Branch and Garrett Pomerantz also prepped at Bishop Gorman.



QB
28

GAGE ROY

Dallas, Texas
Jesuit Dallas HS

So. | 6'2 | 200

2023
Roy will compete at quarterback as a sophomore in 2023.

2022
Roy did not see action at quarterback as a first-year freshman in 2022.

HIGH SCHOOL
He made **2021 All-District 7-6A first team** as a senior quarterback at Jesuit Dallas (Tex.) Prep. He completed 202-of-286 passes (70.6%) for 2,798 yards with 28 touchdowns and 4 interceptions in 2022, as well as gaining 54 yards on 32 carries (1.7 avg) with 2 TDs.

As a junior in 2020, he made **All-District second team** as he hit 186-of 268 passes (69.4%) for 2,714 yards with 28 TDs and 8 interceptions and he also ran for 50 yards on 30 carries (1.7 avg) with 2 scores.

PERSONAL
He is majoring in Real Estate Development at USC with a 3.25 GPA. His mother and grandfather are USC graduates. His family has had USC football season tickets for more than 50 years.



WR
42

DANNY RYAN

Larkspur, Calif.
St. Ignatius Prep

R-Jr. | 6'2 | 200

2023
Ryan will compete as a reserve wide receiver as a redshirt junior in 2023.

2022
Ryan did not see action as a reserve wide receiver as a redshirt sophomore in 2022.


2021
Ryan did not see action as a reserve wide receiver as a redshirt freshman in 2021.

2020
Ryan did not see action as a reserve wide receiver as a first-year freshman in 2020.

HIGH SCHOOL
He made **2019 All-NorCal first team, San Francisco Chronicle All-Metro first team and All-West Catholic Athletic League Wide Receiver of the Year** as a senior wide receiver at St. Ignatius Prep in San Francisco (Calif.). He had a league-record 86 receptions for 1,216 yards (14.1 avg) and 12 TDs in 2019.

As a junior, he played basketball and lacrosse at St. Ignatius.

PERSONAL
He is majoring in Real Estate Development at USC with a 3.42 GPA. He made the **2021 and 2022 Pac-12 Academic Honor Roll**.



WR
40

TY SHAMBLIN

Carpinteria, Calif.
Oaks Christian Prep

R-Jr. | 5'11 | 195

2023
Shamblin will compete for playing time at wide receiver as a redshirt junior in 2023.

2022
Shamblin did not see action as a redshirt sophomore wide receiver in 2022.

2021
Shamblin did not see action as a wide receiver as a redshirt freshman in 2021.


2020
Shamblin did not see action as a wide receiver as a first-year freshman in 2020.

HIGH SCHOOL
He made **2019 Daily News All-Area honorable mention** as a 2019 senior wide receiver and defensive back at Oaks Christian High in Westlake Village (Calif.). In 2019, he caught 56 passes for 705 yards (12.6 avg) with 6 TDs, returned 3 kickoffs for 69 yards (23.0 avg) and had 24 tackles and 5 deflections.

As a 2018 junior, he had 23 catches for 343 yards (14.9 avg) with 6 TDs.

He also was on the basketball and track (sprints) teams at Oaks Christian.

PERSONAL
He is majoring in Business Administration at USC with a minor in Hip Hop, Street and Social Dance Forms with a 3.07 GPA. He made the **2021 Pac-12 Academic Honor Roll**. His father, BJ, was a wide receiver at UC Santa Barbara in the early 1990s.



DB
27

BRYSON SHAW

Eldersburg, Md.
Bullis School / Ohio State

R-Sr. | 6'0 | 190

Career Stats

YR	TAC	TFL-YDS	PBU	FR	INT	YDS	AVG	TD	LG
2019*	2	0-0	0	0	0	0	0.0	0	0
2020*	1	0-0	1	0	0	0	0.0	0	0
2021*	59	0.5-1	4	1	1	20	20.0	0	20
2022	50	1-3	4	1	1	17	17.0	0	17
CAREER	112	1.5-4	9	2	2	37	18.5	0	20

*at Ohio State



Game-by-Game

2022	GAME	TAC	TFL-YDS	PBU	FR	INT	YDS	AVG	TD	LG
	Rice	0	0-0	0	0	0	0	0.0	0	0
	Stanford	0	0-0	0	0	0	0	0.0	0	0
	Fresno St.	0	0-0	0	0	0	0	0.0	0	0
	Oregon St.	2	0-0	0	0	0	0	0.0	0	0
	Arizona St.	0	0-0	0	0	0	0	0.0	0	0
	Wash St.	2	0-0	0	0	0	0	0.0	0	0
	Utah	0	0-0	0	0	0	0	0.0	0	0
	Arizona	7	1-3	1	0	1	17	17.0	0	17
	California	11	0-0	1	0	0	0	0.0	0	0
	Colorado	4	0-0	0	0	0	0	0.0	0	0
	UCLA	8	0-0	0	0	0	0	0.0	0	0
	ND	6	0-0	0	0	0	0	0.0	0	0
	Utah (P12)	5	0-0	2	1	0	0	0.0	0	0
	Tulane (CB)	5	0-0	0	0	0	0	0.0	0	0
2022	50	1-3	4	1	1	17	17.0	0	0	17

CAREER

In his 4-year collegiate career (3 yards at Ohio State, 1 year at USC), he has 112 tackles (including 1.5 for loss), 8 pass breakups, 2 INTs, 2 fumble recoveries while appearing in 35 games (with 17 starts)

2023

Shaw, an experienced member of the USC secondary, will return to make an impact at defensive back as a redshirt senior in 2023.

2022

Shaw recorded 50 tackles (5th on the team), including 1 for loss, plus 4 pass breakups, 1 INT and 1 fumble recovery while appearing in all 14 games and starting 5 times (California, Colorado, UCLA, Notre Dame, and the Pac-12 Championship versus Utah).

He tallied 2 tackles against both Oregon State and Washington State, and decorated his stat sheet versus Arizona where he had 7 tackles, including 1 for loss of 3 yards, 1 interception and 1 pass breakup. He was named the **Pac-12 Defensive Player of the Week** after his performance at Arizona. He led the team in tackles versus Cal with 11 and had 1 pass breakup, and then recorded 4 tackles against Colorado. He had 8 tackles against UCLA and 6 tackles against Notre Dame. In the Pac-12 Championship game versus Utah, he notched 5 tackles, 2 pass breakups and 1 fumble recovery. He collected 5 tackles in the Cotton Bowl against Tulane.

OHIO STATE

He posted 59 tackles (3rd on the team), including 0.5 for a loss, plus 3 deflections, an interception and a fumble recovery while appearing in all 13 games (and starting 12 times, all but the Minnesota opener) at safety as a redshirt sophomore in 2020. He had a career-best 9 tackles against Utah in the Rose Bowl (with the fumble recovery), 8 versus Purdue and 6 versus Michigan (with the interception, at the goal line).

As a redshirt freshman in 2020, he made 1 tackle and 1 deflection while appearing as a backup in 5 games (Nebraska, Penn State, Rutgers, Michigan State and Alabama in the CFP Championship Game).

He played in 3 games (Miami Ohio, Maryland, Rutgers) as a first-year freshman reserve, getting 2 tackles, and was able to redshirt.

HIGH SCHOOL

He was the **2018 Interstate Athletic Conference Defensive Player of the Year** as a senior safety and wide receiver at The Bullis School in Potomac (Md.). In 2018, he had 21 tackles, including 1.5 for losses, and a deflection on defense, ran for 257 yards on 37 carries (6.9 avg) with 3 TDs and caught 4 passes for 52 yards (13.0 avg) with a TD on offense and returned 6 kickoffs for 111 yards (18.5 avg) and 3 punts for 2 yards (0.7 avg).

As a 2017 junior, he made 30 tackles, including 2 for losses, plus 3 interceptions, 2 deflections, 2 forced fumbles and a fumble recovery for a TD on defense, caught 27 passes for 473 yards (17.5 avg) with 5 TDs and ran for 198 yards on 39 carries (5.1 avg) with a TD on offense and returned 10 kickoffs for 182 yards (18.2 avg) with a TD and 4 punts for 17 yards (4.3 avg).

As a 2016 sophomore, he had 21 tackles, including 1.5 sacks, and an interception return for a TD on defense, ran for 106 yards on 10 carries (10.6 avg), caught 2 passes for 24 yards (12.0 avg) and completed 2-of-4 passes (50.0%) for 49 yards with a TD on offense and had 5 kickoff returns for 91 yards (18.2 avg).

He also was an All-American lacrosse player at Bullis, helping his team win the 2019 national tournament.

PERSONAL

He is majoring in Political Science at USC. He was a **2-time (2020-21) Academic All-Big Ten honoree and a 3-time (2019-21) OSU Scholar-Athlete** while at Ohio State.



DB
40

L
SIMPSON

Chatsworth, Calif.
Sierra Canyon HS / Loyola Marymount

R-Jr. | 6'0 | 200

2023

Simpson will compete for playing time at defensive back as a redshirt junior in 2023.

2022

Simpson did not see action as a defensive back as a redshirt sophomore in 2022.

2021

Simpson joined the Trojans midseason but did not see action as a cornerback as a redshirt freshman in 2021.

LOYOLA MARYMOUNT

He played basketball as a first-year freshman at Loyola Marymount in 2021, appearing briefly in 2 games but he did not score.

HIGH SCHOOL

He spent 2020 at Prolific Prep basketball academy in Napa (Calif.).

He played basketball at Sierra Canyon High in Chatsworth (Calif.), serving as team captain as a 2019 senior. Sierra Canyon won 2 California state championships while he was there. He also was on the lacrosse team at Sierra Canyon.

He spent his 2017 sophomore season at Harvard-Westlake High in Studio City (Calif.).

PERSONAL

He is majoring in Communication and Sociology at USC with a 3.35 GPA. He hosted "The SLAM Show with Host L.Boogz" on the SLAM Magazine online video platform, where he interviewed numerous current and former NBA players. He has a clothing brand, "Take No L's."



WR
15

**DORIAN
SINGER**

Saint Paul, Minn.
Pinnacle HS / Arizona

Jr. | 6'0 | 180

Career Stats

YR	REC	YDS	AVG	TD	LG	TCB	YDS	AVG	TD	LG
2021*	18	301	16.7	0	45	0	0	0.0	0	0
2022	66	1105	16.7	6	73	0	0	0.0	0	0
CAREER	84	1406	16.7	6	73	0	0	0.0	0	0

*at Arizona

YR	PR	YDS	AVG	TD	LG
2021*	0	0	0.0	0	0
2022	3	32	10.7	0	16
CAREER	3	32	10.7	0	16

*at Arizona

CAREER

In his 2-year career at Arizona (2021-22), he had 84 receptions for 1,406 yards (16.7 avg.) with 6 TDs, 3 punt returns for 32 yards (10.7 avg.) and 2 tackles while appearing in 17 games with 12 starts.

2023

Singer, who transferred to USC in the spring of 2023 from Arizona, will compete for playing time at wide receiver as a junior.

ARIZONA

He appeared in all 12 games with 11 starts in his sophomore season. He had a breakout year in yards and receptions marking his first 1,000-yard-plus season earning **AP All-Pac-12 First Team** and **All-Pac-12 Second Team** honors. He finished the season with a career-high 1,105 yards on a career-high 66 receptions, and 6 TDs and recorded four 100-plus yard games. He was named to the 2022 Biletnikoff Award Midseason Watch List. He caught 6 passes for 57 yards and returned 2 punts for 23 yards against San Diego State. He had 3 receptions for 39 yards against Mississippi State. He led the Wildcats with 6 catches for 88 yards against North Dakota State. He caught 8 passes for 103 yards against California. He had 9 receptions for 163 yards and 1 TD and returned 1 punt for 9 yards against Colorado. He caught 3 passes for 56 yards against Oregon, and he caught 6 passes for 99 yards and 1 TD against Washington. He had 7 receptions for a team-leading 141 yards and a career-best 3 TDs against USC, and he also recorded a career-long 73-yard reception. He caught 1 pass for 9 yards against Utah, and had 5 receptions for 83 yards against UCLA. He led the team with 9 receptions for a career-high 176 yards and 1 TD against Washington State. He had 3 receptions to lead the Wildcats once again in receiving yards with 91 against Arizona State.

In his freshman season in 2021, he played in the final five games of the season (USC, California, Utah, Washington State and Arizona States) and started versus California. He caught 3 passes for 65 yards against USC, and had 5 receptions for a team-leading 46 yards against California. He led the Wildcats with 5 receptions for a team-leading 84 yards against Utah. He caught 3 passes for 26 yards against Washington State, and had 2 catches for 80 yards versus Arizona State.

HIGH SCHOOL

He was named **All-State** and **All-Conference** while playing at Pinnacle HS (Ariz.). He had 37 catches for 889 yards and 14 TDs his senior season in 2020. His 889 yards is the second-most in school history for one season. Current Trojan Elijah Paige also preppeped at Pinnacle.

PERSONAL

He is majoring in Communication at USC.



P
42

**AADYN
SLEEP-DALTON**

Geelong, Australia

Sr. | 6'1 | 195

Career Stats

YR	P	YDS	AVG	Touchbacks
2022*	30	1208	40.3	0
CAREER	0	1208	40.3	0

Game-by-Game

2022				
GAME	P	YDS	AVG	Touchbacks
Rice	1	26	26.0	0
Stanford	2	64	32.0	0
Fresno St.	2	80	40.0	0
Oregon St.	4	164	41.0	0
Arizona St.	1	37	37.0	0
Wash St.	5	225	45.0	0
Utah	2	101	50.5	0
Arizona	1	27	27.0	0
California	5	198	39.6	0
Colorado	2	86	43.0	0
UCLA	1	34	34.0	0
Utah [P12]	4	166	41.5	0
2022	30	1208	40.3	0

2023

Sleep-Dalton will compete for playing time at punter as a senior.

2022

Sleep-Dalton, who enrolled in USC in the fall of 2022 after arriving in the U.S. from Australia, was USC's punter as a junior in 2022. He averaged 40.3 yards on his 30 punts in 2022, of which 8 pinned opponents within the 20, 1 traveled 50+ yards and 0 touchbacks. He also had a tackle and appeared in 12 games as the starter.

He had 1 punt going 26 yards against Rice to open the season. He averaged 32.0 yards on his 2 punts against Stanford (with 1 pinning the Cardinal inside the 20). He averaged 40.0 yards on his 2 punts against Fresno State (with 2 pinning the Bulldogs inside the 20). He averaged 41.0 yards on his 4 punts at Oregon State with 2 pinning the Beavers inside the 20). He had 1 punt going 37 yards against Arizona State. He averaged 45.0 yards on his 5 punts against Washington State (with 1 pinning the Cougars inside the 20). He averaged 50.5 yards on his 2 punts at Utah including a 52 yarder, his career-long. He had 1 punt for 27 yards at Arizona. He averaged 39.6 yards on his 5 punts against California. He averaged 43.0 yards on his 2 punts against Colorado. He had 1 punt for 34 yards against UCLA that pinned the Bruins inside the 20. He averaged 41.5 yards on his 4 punts in the Pac-12 Championship game against Utah (with 1 pinning the Utes inside the 20).

AUSTRALIA

He trained to punt with Prokick Australia, an Australian-based kicking academy like former USC Australian punter Ben Griffiths.

He completed a certificate program at Swinburne University of Technology in Melbourne.

PERSONAL

He is majoring in Health and Human Sciences at USC. His brother, Michael, was a punter at Iowa and Arizona State.





DB
19

JAYLIN SMITH

Palmdale, Calif.
Alemany HS

Jr. | 5'11 | 180

Career Stats

YR	TAC	TFL-YDS	PBU	FR	INT	YDS	AVG	TD	LG
2021	11	2.0-9	1	0	1	0	0.0	0	0
2022*	37	1.0-4	1	0	0	0	0.0	0	0
CAREER	48	3-13	2	0	1	0	0.0	0	0

Game-by-Game

2022

GAME	TAC	TFL-YDS	PBU	FR	INT	YDS	AVG	TD	LG
Rice	1	0-0	0	0	0	0	0.0	0	0
Stanford	4	0-0	0	0	0	0	0.0	0	0
Fresno St.	1	0-0	1	0	0	0	0.0	0	0
Oregon St.	6	0-0	0	0	0	0	0.0	0	0
Arizona St.	3	0-0	0	0	0	0	0.0	0	0
Wash. St.	5	1-4	0	0	0	0	0.0	0	0
Utah	7	0-0	0	0	0	0	0.0	0	0
Arizona	4	0-0	0	0	0	0	0.0	0	0
California	6	0-0	0	0	0	0	0.0	0	0
Colorado	0	0-0	0	0	0	0	0.0	0	0
Tulane (CB)	0	0-0	0	0	0	0	0.0	0	0
2022	37	1-4	1	0	0	0	0.0	0	0

2021

GAME	TAC	TFL-YDS	PBU	FR	INT	YDS	AVG	TD	LG
SJSU	1	0-0	0	0	0	0	0.0	0	0
Wash. St.	1	1-6	0	0	0	0	0.0	0	0
Oregon St.	1	0-0	0	0	1	0	0.0	0	0
ND	5	0-0	0	0	0	0	0.0	0	0
Arizona	0	0-0	1	0	0	0	0.0	0	0
UCLA	3	1-3	0	0	0	0	0.0	0	0
2021	11	2-9	1	0	1	0	0.0	0	0

CAREER

In his 2-year collegiate career, Smith has 48 tackles, including 3 for loss (with 1 sack), 2 pass breakups, an INT, and a forced fumble while appearing in 21 games with 10 starts.

2023

Smith, a veteran in the Trojan secondary, will return to make an impact at defensive back as a junior in 2023.

2022

Overall in 2022, Smith had 37 tackles, including 1 for loss of 4 yards and 2 pass breakup while appearing in 11 games with 9 starts (all but the final 5 games of the season) as a sophomore in 2022.

He had 1 tackle against Rice and 4 tackles against Stanford. He recorded 1 tackle and 1 pass breakup against Fresno State. He tallied 6 tackles at Oregon State and 3 tackles against Arizona State. He notched 5 tackles, including 1 for loss of 4 yards, against Washington State and 7 tackles at Utah. He posted 4 tackles at Arizona and 6 tackles against California.

2021

Smith appeared in USC's first 10 games (all but BYU and California), with 1 start (at Notre Dame), at safety and on special teams as a first-year freshman in 2021. Overall in 2021, he had 11 tackles, including 2 for losses of 9 yards (with 1 sack for 6 yards), an interception, a deflection and a forced fumble. He suffered a concussion against UCLA and missed the BYU and California contests.

He had a tackle against San Jose State, a sack at Washington State, a tackle and interception against Oregon State, 5 tackles at Notre Dame, a deflection against Arizona and 3 tackles (1 for a loss) and a forced fumble against UCLA.

HIGH SCHOOL

He made **2020 PrepStar All-American** as a senior cornerback, wide receiver and running back at Bishop Alemany High in Mission Hills (Calif.).

As a 2019 junior, he was **All-CIF Division 3** when he had 60 tackles (4 for losses) and 2 interceptions (1 for a TD) on defense, caught 10 passes for 211 yards (21.1 avg) with 2 TD and ran for 159 yards on 14 carries (11.4 avg) with 2 TDs on offense and had 8 kickoff returns for 156 yards (19.5 avg) with a TD and a 40-yard punt return.

As a 2018 sophomore, he had 31 tackles (with a sack), 3 interceptions, 3 deflections and 2 forced fumbles on defense, 12 receptions for 162 yards (13.5 avg) and a 9-yard rush on offense and 3 kickoff returns for 110 yards (36.7 avg) with a TD and 4 punt returns for 37 yards (9.3 avg). Current Trojan Miller Moss also prepped at Alemany.

PERSONAL

He is majoring in Communication at USC. He was in the Netflix show "Coach Snoop," about rapper Snoop Dogg and his Snoop Youth Football League.



DL
99

JACK SULLIVAN

Plainfield, Ill.
Plainfield East HS / Purdue

R-Sr. | 6'5 | 265

Career Stats

YR	TAC	TFL-YDS	PBU	FR
2018*	0	0-0	0	0
2019*	13	0-0	5	0
2020*	12	2-9	0	0
2021*	22	4.5-24	1	0
2022*	38	7-49	1	0
CAREER	85	13.5-82	7	0

*at Purdue

CAREER

In his 5-year career at Purdue (2018-22), he had 85 tackles, including 13.5 for losses (with 9.0 sacks), 7 pass deflections and 1 forced fumble while appearing in 46 games with 19 starts.

2023

Sullivan, who transferred to USC in the spring of 2023 from Purdue, will compete for playing time on the defensive line as a redshirt senior.

PURDUE

He started in all 14 games of his redshirt senior season in 2022. He recorded 38 tackles, including 7 for loss (with 5.5 sacks), 2 QB hurries 1 pass breakup and 1 forced fumble. He had 3 tackles against Penn State, 2 tackles, including 1 for loss of 8 yards (and 1 sack for minus 8 yards) against Indiana State and 4 tackles against Syracuse. He tallied 2 tackles against Florida Atlantic, 2 tackles, including 0.5 for loss of 3 yards and 1 pass breakup against Minnesota and 3 tackles against Maryland. He recorded 4 tackles, including 1 for loss of 7 yards (and 1 sack for minus 7 yards) against Nebraska and 1 tackle for loss of 8 yards (with 1 sack for minus yards) against Wisconsin. He had 3 tackles, including 2 for loss of 14 yards (with 1 sack for minus 10 yards) against Iowa and 3 tackles against Illinois. He tallied 3 tackles, including 1 for loss of 5 yards (with 1 sack for minus



2023 VETERAN BIOGRAPHIES

5 yards), 1 forced fumble and 1 QB hurry against Northwestern. He collected 3 tackles, including 0.5 for loss of 4 yards (with 0.5 sack for minus 4 yards) against Indiana. He recorded 5 tackles against Michigan in the Big Ten Championship Game.

He appeared in all 13 games with 3 starts to end the year (Northwestern, Indiana and Tennessee) as a redshirt junior. He totaled 22 tackles, including 4.5 for loss (with 2.5 sacks), 3 QB hurries and 1 pass breakup. He recorded 2 tackles and 2 QB hurries against UConn and 1 tackle against Notre Dame and Illinois. He tallied 3 tackles, including 0.5 for loss of 1 yard, against Minnesota, and 1 tackle, including 0.5 for loss of 4 yards (with 1 sack for minus 4 yards) versus Iowa. He notched 3 tackles against Wisconsin, 1 tackle against Nebraska and 5 tackles, including 1 for loss of 3 yards, against Michigan State. He had 1 tackle, including 1 for loss of 9 yards (with 1 sack for minus 9 yards) and 1 QB hurry against Northwestern. He recorded 1 pass breakup against Indiana and 4 tackles, including 1.5 for loss of 7 yards (with 1 sack for minus 6 yards) in the Music City Bowl against Tennessee. He appeared in all 6 games of the abbreviated 2020 season making 2 starts (Northwestern and Nebraska) as a redshirt sophomore. He was named to the Academic All-Big Ten Team. He recorded 12 tackles, including 2 for loss (with 1 sack). He tallied 3 tackles against Illinois, 1 tackle against Northwestern and 4 tackles against Rutgers. He notched 4 tackles, including 2 for loss of 9 yards, (with 1 sack for minus 6 yards) against Nebraska.

He appeared in all 12 games of the 2019 season as a redshirt freshman where he had 13 tackles on the season. He was named to the Academic All-Big Ten Team. He recorded 1 tackle against Minnesota, 2 tackles against Penn State and another 2 tackles with 1 pass breakup against Iowa. He notched 1 tackle against Illinois and Nebraska, and 3 tackles with 1 pass breakup against Northwestern. He had 1 tackle against Wisconsin and Indiana.

He redshirted his true freshman year in 2018.

HIGH SCHOOL

He had 20 tackles, including 6 sacks, 1 INT and a forced fumble while a senior at Plainfield East HS.

PERSONAL

He earned his bachelor's degree in Professional Flight Technology and Aviation Management from Purdue. He is currently pursuing a certificate in Gerontology at USC with a 3.85 GPA.



TE
84

**CARSON
TABARACCI**

Park City, Utah
Park City HS / Utah

R-Fr. | 6'2 | 225

2023

Tabaracci moves to the offensive side of the ball and will compete for playing time at tight end as a redshirt freshman in 2023.

2022

Tabaracci redshirted as a true freshman and did not see action at inside line-backer in any games in 2022.

UTAH

He spent the spring of 2022 at Utah after graduating a semester early from high school.

HIGH SCHOOL

He was **2021 PrepStar All-Midlands Region** and **All-Region 6 Offensive MVP** as he had 174 carries for 1,188 yards (6.8 avg) with 15 TDs and 23 receptions for 235 yards (10.2 avg) with 2 TDs on offense and made 19 tackles on defense (1 for a loss) as a senior running back, wide receiver, quarterback and linebacker at Park City (Ut.) High.

As a 2020 junior, he had 106 carries for 728 yards (6.9 avg) with 10 TDs, 9 receptions for 131 yards (14.6 avg) with 1 TD and completed 23-of-63 passes (46.0%) for

534 yards with 8 TDs and 3 interceptions on offense and made 8 tackles (1 for a loss) on defense.

As a 2019 sophomore, he had 16 carries for 112 yards (7.0 avg) with a TD and made 4 tackles.

He also played on the basketball, track (long jump) and lacrosse teams at Park City.

PERSONAL

He is majoring in Communication at USC.



DL
31

**TYRONE
TALeni**

Savai'i, Western Samoa
Vaiola College HS / Mt. San Antonio JC / Kansas State

R-Sr. | 6'2 | 270

Career Stats

YR	TAC	TFL-YDS	PBU	FR
2020*	1	1-6	0	0
2021*	4	1-2	0	0
2022	25	7.5-54	0	0
CAREER	30	9.5-62	0	0

*at Kansas State

Game-by-Game

2022	GAME	TAC	TFL-YDS	PBU	FR
	Rice	2	2-8	0	0
	Oregon St.	3	0-0	0	0
	Arizona St.	3	1.5-13	0	0
	Wash St.	2	1-6	0	0
	Utah	5	0.5-2	0	0
	Arizona	2	0-0	0	0
	California	1	1-7	0	0
	Colorado	1	0.5-6	0	0
	UCLA	4	1-12	0	0
	ND	2	0-0	0	0
	Utah (P12)	1	0-0	0	0
	Tulane (CB)	0	0-0	0	0
2022	25	7.5-54	0	0	

CAREER

In his 3-year collegiate career (2 years at Kansas State and 1 year at USC), he has 30 tackles, including 7.5 for loss and 7 sacks, 3 QB hurries and 1 forced fumble while appearing in 22 games with 9 starts.

2023

Taleni will return as a veteran on the defensive line as a redshirt senior in 2023.

2022

Taleni had 25 tackles, including 7.5 for loss of 54 yards (with 5 sacks for minus 45 yards), 3 QB hurries and 1 forced fumble while appearing in 12 games and starting the last 9 games of the season as a senior defensive lineman in 2022. He was named to the **AP All-Pac-12 Second Team**.

He had 2 tackles, including 2 for loss for 8 yards (with 1 sack for minus 7 yards) against Rice. He tallied 2 tackles at Oregon State and 3 tackles, including 1.5 for loss of 13 yards (with 1.5 sacks for minus 13 yards) against Arizona State. He posted 2 tackles, including 1 for loss of 6 yards against Washington State. He notched 5 tackles, including 0.5 for loss of 2 yards, at Utah. He had 2 tackles at Arizona. He recorded 1 tackle, including 1 for loss of 7 yards (with 1 sack for minus 7 yards) against California. He had 1 tackle, including 0.5 for loss of 6 yards (with 0.5 sack for minus 6 yards) versus Colorado. He collected 4 tackles, including 1.0 for loss of 12 yards (with 1 sack for minus 12 yards) and 1 QB hurry at UCLA. He posted 2 tackles against Notre Dame and 1 tackle and 2 QB hurries in the Pac-12 Championship against Utah.



KANSAS STATE

He made 4 tackles, with a sack, while appearing in 7 games as a 2021 junior defensive tackle at Kansas State. He made the 2021 Academic All-Big 12 second team.

As a 2020 sophomore, he had a sack while appearing in 3 games.

JUNIOR COLLEGE


He played defensive line at Mt. San Antonio Junior College in Walnut (Calif.) as a 2019 redshirt freshman, getting 26 tackles (including 6 for losses, with 3.5 sacks) and a deflection.

HIGH SCHOOL

He did not play football at Vaiola College High in Savai'i, Western Samoa.

PERSONAL

He is majoring in Health and Human Sciences at USC. He went on a 2-year Mormon mission prior to enrolling at Mt. SAC. He played rugby as a youngster in Western Samoa. He is the oldest Trojan (born on June 20, 1996).



OL
71

MICHAEL TARQUIN

Ocala, Fla.
North Marion HS / Florida

R-Sr. | 6'5 | 310

CAREER

In his 4-year career at Florida (2019-22), he appeared in 34 games on the offensive line with 20 starts (10 starts at left guard and 10 starts at left tackle).

2023

Tarquin, an experienced offensive linemen who transferred to USC in the spring of 2023 from Florida, looks to compete for time on the Trojan offensive line as a redshirt senior, with two years of eligibility remaining.

FLORIDA

Tarquin saw action in 9 games (all except South Florida, Tennessee, Eastern Washington, Missouri), starting 8, in 2022 as a redshirt junior.

As a redshirt sophomore in 2021, played in 12 games and started in 2 (Vanderbilt and South Carolina). He helped the offense stay in the top-16 in total offense all year. He was named to the **2021 SEC Fall Academic Honor Roll**.

As a redshirt freshman in 2020, he appeared in all 10 regular season games on the offensive line. He was named to the **2020 SEC Fall Academic Honor Roll**.

As a true freshman in 2019, he played in three games (UT Martin, Towson and Vanderbilt) and redshirted.

HIGH SCHOOL

He missed his senior season with a torn labrum injury he sustained early in the year at North Marion.

PERSONAL

He earned his bachelor's degree in Criminology from Florida. He is currently pursuing a certificate in Gerontology at USC with a 3.20 GPA.



DL
47

STANLEY TA'UFO'OU

Simi Valley, Calif.
Grace Brethern HS

R-Sr. | 6'2 | 265

Career Stats

YR	TAC	TFL-YDS	PBU	FR
2020	1	0-0	0	0
2021	18	1.5-1	0	0
2022	27	5.5-14	0	2
CAREER	46	7.0-15	0	2

Game-by-Game

2022					
GAME	TAC	TFL-YDS	PBU	FR	
Rice	0	0-0	0	0	
Stanford	3	1-1	0	0	
Fresno St.	2	1-6	0	0	
Oregon St.	3	1-1	0	0	
Arizona St.	4	0-0	0	0	
Wash. St.	2	0-0	0	0	
Utah	1	0-0	0	1	
Arizona	3	0.5-3	0	0	
California	1	1-1	0	0	
Colorado	0	0-0	0	1	
UCLA	2	1-2	0	0	
ND	4	0-0	0	0	
Utah (P12)	2	0-0	0	0	
Tulane (CB)	0	0-0	0	0	
2022	27	5.5-14	0	2	

2021					
GAME	TAC	TFL-YDS	PBU	FR	
SJSU	3	1-1	0	0	
Stanford	2	0-0	0	0	
Oregon St.	3	0-0	0	0	
Utah	2	0-0	0	0	
ND	1	0-0	0	0	
Arizona	1	0-0	0	0	
Arizona St.	4	0.5-0	0	0	
BYU	2	0-0	0	0	
2021	18	1.5-1	0	0	

2020					
GAME	TAC	TFL-YDS	PBU	FR	
Arizona	1	0-0	0	0	
2020	1	0-0	0	0	

CAREER

He has 46 tackles, including 7.0 for a loss (with 1 sack), 2 fumble recoveries and 2 QB hurries in his career while appearing in 31 games with 25 starts.

2023

Ta'ufo'ou, a returning starter, will once again look to be a contributor on the Trojan defensive line as a redshirt senior in 2023.

2022

Ta'ufo'ou recorded 27 tackles, including 5.5 for loss of 14 yards (with 1 sack for minus 6 yards), 2 fumble recoveries and 2 QB hurries while appearing in all 14 games with 13 starts (all but the Cotton Bowl versus Tulane) as a redshirt junior in 2022.

He had 3 tackles, including 1 for loss of 1 yard against Stanford. He recorded 2 tackles, including 1 for loss of 6 yards (with 1 sack for minus 6 yards) against Fresno State. He tallied 3 tackles at Oregon State, including 1 for loss of 1 yard and a QB hurry. He notched 4 tackles against Arizona State and 2 against Washington State. He collected 1 tackle and 1 fumble recovery at Utah. He posted 3 tackles, including 0.5 for loss of 3 yards at Arizona. He had 1 tackle, including 1 for loss of 1 yard versus California and 1 fumble recovery against Colorado. He tallied 2 tackles, including 1 for loss of 2 yards, at UCLA and 4 tackles against

2023 VETERAN BIOGRAPHIES

Notre Dame. He recorded 2 tackles and 1 QB hurry in the Pac-12 Championship against Utah.

2021

Ta'ufu'ou started on the defensive line as a redshirt sophomore in 2021. Overall in 2021 while appearing in all 12 games and starting 9 times (all but UCLA, BYU, California), he had 18 tackles, including 1.5 for a loss of 1 yard.

He had 3 tackles (1 for a loss) against San Jose State, 2 tackles versus Stanford, 3 tackles against Oregon State, 2 tackles against Utah, 1 tackle against both Notre Dame and Arizona, 4 tackles (0.5 for loss) at Arizona State and 2 tackles versus BYU.

2020

Ta'ufu'ou was a backup defensive lineman as a redshirt freshman in 2020. Overall in 2020 while appearing in 2 games (Arizona State and Arizona), he made 1 tackle (at Arizona).

2019

Ta'ufu'ou, who enrolled at USC in the spring of 2019 after graduating a semester early from high school, saw brief action in 3 games (Arizona, California, Iowa) at defensive tackle as a first-year freshman in 2019, but did not make a tackle. He was able to redshirt.

HIGH SCHOOL

He made **2018 PrepStar All-Western Region, Cal-Hi Sports All-State second team, All-CIF Division 4 Defensive Player of the Year, Los Angeles Daily News All-Area first team** and **All-Camino League Defensive Lineman of the Year** as a senior linebacker and running back at Grace Brethren High in Simi Valley (Calif.). In 2018, he had 97 tackles, including 17 for losses (with 9.5 sacks), 6 forced fumbles, a fumble recovery and a deflection on defense, ran for 166 yards on 24 carries (11.1 avg) with 2 TD and had a 12-yard reception on offense and had a 16-yard kickoff return. Grace Brethren won the 2018 state 2AA and CIF Division 4 titles.

As a junior in 2017, he made **Cal-Hi Sports All-State Medium Schools first team, Cal-Hi Sports Juniors third team, All-CIF Division 8 Player of the Year** and **All-Tri-Valley first team** as he had 89 tackles, including 10 sacks, plus an interception for a TD, 3 fumble recoveries, a forced fumble and a deflection on defense and ran for 35 yards on 10 carries (3.5 avg) and caught 2 passes for 33 yards (16.5 avg) on offense. Grace Brethren was the 2017 CIF Division 4 champion and state Division 2AA runner-up.

As a 2016 sophomore, he made **All-Tri-Valley first team** as he had 39 tackles, including 6.5 sacks, and a deflection, plus 67 yards on 3 carries (22.3 avg) with a TD and caught an 8-yard pass.

As a 2015 freshman, he had 39 tackles, including 7 sacks, 2 forced fumbles and a fumble recovery, plus 25 yards on 4 carries (2.5 avg).

PERSONAL

He is majoring in Non-Governmental Organizations and Social Change at USC.



DL
37

DEVAN THOMPKINS

Stockton, Calif.
Edison HS

R-Fr. | 6'5 | 260

2023

Thompkins will compete for action on the defensive line as a redshirt freshman in 2023.

2022

Thompkins redshirted as a first-year freshman in 2022. He saw action in 1 game against Colorado and recorded no stats.

HIGH SCHOOL


He made **2021 PrepStar All-Western Region** as he had 9 tackles, 2 deflections and a fumble recovery on defense and caught 3 passes for 24 yards (8.0 avg) on offense as a senior defensive end and tight end at Edison High in Stockton (Calif.).

He also played basketball at Edison.

He spent his first 3 years of high school at St. Mary's High in Stockton, where he played basketball and averaged 13.2 points and 7.3 rebounds as a 2021 junior after averaging 7.9 points and 6.4 rebounds as a 2020 sophomore.

PERSONAL

He had not played football since the sixth grade, and instead concentrated on basketball. His uncle, Larry Grant, played linebacker at City College of San Francisco (he was the 2005 NJCAA Defensive Player of the Year), at Ohio State (2006-07) and in the NFL with the San Francisco 49ers (2008, 2011-12), St. Louis Rams (2008-10), Chicago Bears (2013) and Cleveland Browns (2013), and now has been an assistant football coach in high school, junior college and college.



ILB
30

CHRIS THOMPSON JR.

Duncanville, Texas
Duncanville HS / Auburn

Sr. | 6'2 | 220

Career Stats

YR	TAC	TFL-YDS	PBU	FR
2020*	8	0-0	0	0
2021	11	1-1	0	0
2022	1	0-0	0	0
CAREER	20	1-1	0	0

*at Auburn

Game-by-Game

2022

GAME	TAC	TFL-YDS	PBU	FR
Wash. St.	1	0-0	0	0
Utah	0	0-0	0	0
Arizona	0	0-0	0	0
Tulane (CB)	0	0-0	0	0
2022	1	0-0	0	0

2021

GAME	TAC	TFL-YDS	PBU	FR
SJSU	1	0-0	0	0
Stanford	3	0-0	0	0
ND	2	0-0	0	0
Arizona St.	1	0-0	0	0
California	4	1-1	0	0
2021	11	1-1	0	0

CAREER

In his 3-year collegiate career (1 year at Auburn and 2 years at USC), he has 20 tackles, including 1 for a loss of 1 yard, while appearing in 19 games (with 2 starts).

2023

Thompson will compete for playing time in the linebacking corps as a senior in 2023.

2022

Thompson, who changed positions to inside linebacker in the spring of 2022, recorded 1 tackle (versus Washington State) while appearing in 4 games as a junior in 2022.



2021

Thompson, who transferred to USC from Auburn in the fall of 2021, saw action in 9 games (all but Oregon State, Colorado, Utah) at safety and nickelback and on special teams as a sophomore in 2021, with 2 starts (Arizona and California). Overall in 2021, he had 11 tackles, including 1 tackle for loss of 1 yard. He missed the Oregon State, Colorado and Utah games with a leg [quad] injury. He had 1 tackle against San Jose State, 3 versus Stanford, 2 at Notre Dame, 1 at Arizona State and 4 at California (with a tackle for loss).

AUBURN

He saw action in 6 games as a first-year freshman safety at Auburn in 2020, getting 8 tackles (including 3 against Northwestern in the Citrus Bowl). He made the **2020 SEC Fall Academic Honor Roll**. He enrolled at Auburn in January of 2020 after graduating a semester early from high school. Current Trojan Romello Height also attended Auburn.

HIGH SCHOOL

He made **2019 MaxPreps All-American second team, MaxPreps All-State first team, All-Area first team** and **Academic All-State** as a senior safety at Duncanville (Tex.) High.

As a 2018 junior, he made **MaxPreps Junior All-American first team** and **All-State second team**. Duncanville played in the 2018 state Class 6A final.

He also was on the basketball and track teams at Duncanville.

PERSONAL

He is majoring in Business Administration at USC.



OL
65

GRANT TUCKER

Colorado Springs, Colo.
Rampart HS

Sr. | 6'2 | 260

2023

Tucker will compete for playing time on the offensive line as a senior in 2023.

2022

Tucker did not see action as a junior offensive lineman in 2022.

HIGH SCHOOL

As a senior, he was named to the **2019 All-4A Pikes Peak League First Team** and was a **First Team All-State Honorable Mention**.

As a junior, he made the **2018 All-4A Pikes Peak League First Team**.

He also played basketball and competed in shot put and discus.

PERSONAL

He is majoring in Business Administration at USC with a 3.02 GPA. He has been attending USC since 2019, but just joined the team in 2022.



DL
58

SOLOMON TULIAUPUPU

Santa Ana, Calif.
Mater Dei HS

R-Sr. | 6'3 | 250

Career Stats

YR	TAC	TFL-YDS	PBU	FR
2022	10	3-9	0	0
CAREER	10	3-9	0	0

Game-by-Game

2022					
GAME	TAC	TFL-YDS	PBU	FR	
Rice	1	.05-2	0	0	
Stanford	2	0.5-1	0	0	
Fresno St.	0	0-0	0	0	
Oregon St.	0	0-0	0	0	
Arizona St.	1	1-2	0	0	
Wash. St.	0	0-0	0	0	
Utah	1	0-0	0	0	
Arizona	1	0-0	0	0	
California	0	0-0	0	0	
Colorado	1	0-0	0	0	
UCLA	1	0-0	0	0	
ND	0	0-0	0	0	
Utah (P12)	0	0-0	0	0	
Tulane (CB)	2	1-4	0	0	
2022	10	3-9	0	0	

2023

Tuliaupupu, who saw the first action of his collegiate career in 2022, will look to compete for playing time on the defensive line as a redshirt senior in 2023.

2022

Tuliaupupu recorded 10 tackles, including 3 for loss (with 2.5 sacks) and 1 QB hurry while appearing in all 14 games as a redshirt senior in 2022.

He recorded 1 tackle (the first of his career), including 0.5 for loss of 2 yards (with 0.5 sack for minus 2 yards) against Rice. He collected 2 tackles, including 0.5 for loss of 1 yard versus Stanford. He posted 1 tackle, including 1 for loss of 2 yards (with 1 sack for minus 2 yards against Arizona State. He had 1 tackle against Utah, Arizona, Colorado and UCLA, and had 1 QB hurry versus California. He notched 2 tackles, including 1 for loss of 4 yards (with 1 sack for minus 4 yards) in the Cotton Bowl against Tulane.

2021

Tuliaupupu, whose USC career has been slowed by foot and knee injuries, did not see action as a redshirt junior inside linebacker in 2021. He missed 2021 spring practice while recuperating from a 2020 knee injury.

2020

Tuliaupupu, after being sidelined his first 2 seasons at USC with a foot injury, was hoping to be able to compete for playing time at inside linebacker as a redshirt sophomore in 2020, but he suffered a knee injury during 2020 summer workouts and had surgery that sidelined him for the season.

2019

Tuliaupupu, a redshirt freshman inside linebacker, did not see action in 2019 while recovering from a 2018 foot injury that required additional surgery in 2019 fall camp. After the season, he was granted a sixth year of eligibility by the NCAA for medical reasons.

2018

Tuliaupupu redshirted as a first-year freshman inside linebacker in 2018 while sidelined following pre-season foot surgery. He was slowed in 2019 spring drills while recuperating from the foot injury.



2023 VETERAN BIOGRAPHIES

HIGH SCHOOL

He won the **2017 High School Butkus Award** and made **2017 USA Today All-USA Defensive Player of the Year**, **PrepStar Dream Team**, **Max Preps All-American first team**, **Tacoma News Tribune Western 100**, **Orange County Register Fab 15 second team**, **USA Today All-California Defensive Player of the Year**, **Cal-Hi Sports All-State first team**, **All-CIF Division 1 Defensive Player of the Year**, **Orange County Register All-Orange County first team** and **All-Trinity League first team** as a senior inside linebacker at Mater Dei High in Santa Ana (Calif.). In 2017 despite suffering a season-ending foot injury in the playoffs, he had 63 tackles, including 12 for losses (with 4 sacks), a fumble recovery and a forced fumble. Mater Dei went 15-0 in 2017, won the California CIF Division 1 title and the California State Open Division crown and was named the prep national champions. Current Trojans Raesjon Davis, Kyron Hudson, Josiah Zamora, Domani Jackson, Raleek Brown and Corey Nerhus also prepped at Mater Dei.


He spent his first 3 years of high school at Claremont (Calif.) High. As a 2016 junior, he made **Max Preps Junior All-American first team**, **Max Preps All-State Medium Schools second team**, **Cal-Hi Sports All-State Junior first team**, **All-CIF Division 7**, **Inland Valley Daily Bulletin All-Area** and **All-Palomares League MVP** while getting 126 tackles, including 18 for losses (with 2 sacks), 2 fumble recoveries, 1 forced fumble and a blocked field goal.

As a 2015 sophomore, he made **Cal-Hi Sports All-State Sophomore first team** while getting 140 tackles, including 6 for losses (with 1 sack), and a deflection.

As a 2014 freshman, he had 70 tackles (1 for a loss), 3 deflections and a fumble recovery for a TD.

PERSONAL

He earned his bachelor's degree in Business Administration in the spring of 2022. He is currently pursuing his master's degree in Project Management with a 3.75 GPA. His father, Turnbull, was an offensive lineman at Southern Utah (2000-01). He cut his long hair in 2017 for the first time since the fifth grade as a show of support of cancer victims and survivors. He spent part of his youth in Utah. His full name is Solomon Nokeakua-Stroud Tuliapupupu. His nickname is Solo.



QB
31

**ISAAC
WARD**

Athens, Ga.
Clarke Central HS

R-Jr. | 5'10 | 185

2023

Ward will serve as a reserve quarterback as a redshirt junior in 2023.

2022

Ward, out with a lower body injury for most of the season, did not see action as a reserve quarterback as a redshirt sophomore in 2022.

2021

Ward did not see action as a reserve quarterback as a redshirt freshman in 2021.

2020

Ward did not see action as a reserve quarterback as a first-year freshman in 2020.

HIGH SCHOOL

He earned **2019 All-State honorable mention** and **All-Region 8-5A Player of the Year** honors as a senior quarterback at Clarke Central High in Athens (Ga.). As a senior, he completed 165-of-273 passes (60.4%) for 2531 yards and 39 TDs with 8 interceptions and also ran for 175 yards on 42 carries (4.2 avg) with a TD.

As a 2018 junior, he hit 92-of-183 passes (50.3%) for 1,502 yards with 14 TDs and 5 interceptions and also caught a 64-yard scoring pass.

He completed 6-of-13 passes (46.2%) for 37 yards with 1 TD as a 2017 sophomore.

He also played basketball and baseball at Clarke Central.

PERSONAL

He is majoring in American Popular Culture at USC with a 3.46 GPA. He made the **2022 Pac-12 Academic Honor Roll**.



WR
16

**TAHJ
WASHINGTON**

Marshall, Texas
Marshall HS / Memphis

R-Sr. | 5'10 | 175

Career Stats

YR	REC	YDS	AVG	TD	LG	TCB	YDS	AVG	TD	LG
2019*	3	32	10.7	0	26	0	0	0.0	0	0
2020*	43	743	17.3	6	92	4	11	2.8	1	8
2021	54	602	11.1	1	29	0	0	0.0	0	0
2022	50	785	15.7	6	61	0	0	0.0	0	0
CAREER	150	2162	14.4	13	92	4	11	2.8	1	8
*at Memphis										
YR	KOR	YDS	AVG	TD	LG	TAC	TFL-YDS	PBU	FR	
2019*	0	0	0.0	0	0	0	0-0	0	0	
2020*	12	242	20.2	0	32	4	0-0	0	0	
2021	7	121	17.3	0	24	1	0-0	0	0	
2022	3	75	25.0	0	42	1	0-0	0	0	
CAREER	22	438	19.9	0	42	6	0-0	0	0	
*at Memphis										

Game-by-Game

2022										
GAME	REC	YDS	AVG	TD	LG					
Rice	4	65	16.3	0	43					
Stanford	0	0	0.0	0	0					
Fresno St.	1	21	21.0	0	21					
Oregon St.	6	67	11.2	0	20					
Arizona St.	2	26	13.0	0	18					
Wash. St.	0	0	0.0	0	0					
Utah	4	35	8.8	0	17					
Arizona	7	118	16.9	2	47					
California	7	112	16.0	1	39					
Colorado	2	66	33.0	1	61					
UCLA	3	39	13.0	0	21					
ND	3	34	11.3	1	18					
Utah (P12)	6	96	16.5	1	50					
Tulane (CB)	5	109	21.8	0	59					
2022	50	785	15.7	6	61					
GAME	KOR	YDS	AVG	TD	LG	TAC	TFL-YDS	PBU	FR	
Utah	2	54	27.0	0	42	0	0-0	0	0	
Colorado	1	21	21.0	0	21	0	0-0	0	0	
Utah (P12)	0	0	0.0	0	0	1	0-0	0	0	
2022	3	75	25.0	0	42	1	0-0	0	0	

CAREER

In his 3-year collegiate career (1 year at Memphis and 2 years at USC), he has 150 receptions for 2,162 yards (14.4 avg) with 13 TDs, 22 kickoff returns for 438 yards (19.9 avg), 4 rushes for 11 yards (2.8 avg) with a TD and 5 tackles while appearing in 37 games (with 32 starts).

2023

Washington, a fixture in the Trojan wide receiving corps, returns as a starter as a redshirt senior in 2023.

2022

Washington had 50 receptions for 785 yards (15.7 avg) with 6 TDs, as well as 3 kickoff returns for 75 yards (25.0 avg) while appearing in 14 games with 11 starts (all but Stanford, Fresno State and Arizona State) as a redshirt junior in 2022. He



also was a vital member of the Trojan special teams and recorded 1 tackle in the Pac-12 Championship game against Utah. He was named an **All-Pac-12 Honorable Mention**.

He had 4 catches for 65 yards against Rice. He recorded 1 reception for 21 yards against Fresno State. He had a game-high 6 catches for 67 yards at Oregon State. He had 2 catches for 68 yards against Arizona State. He had 4 receptions for 35 yards and 2 kick returns for 54 yards at Utah. He had a game-high 7 catches for 118 yards and 2 TDs at Arizona. For the second week in a row, he had a game-high 7 receptions for 112 yards and 1 TD against California. He tallied 2 catches for 66 yards and 1 TD, with 1 kickoff return for 21 yards against Colorado. He had 3 catches for 39 yards at UCLA and 3 catches for 34 yards at 1 TD versus Notre Dame. He collected a game-high 6 receptions for 93 yards with 1 TD and 1 tackle in the Pac-12 Championship game against Utah. He recorded 5 catches for 109 yards in the Cotton Bowl versus Tulane.

2021

Washington, who transferred to USC from Memphis in the fall of 2021, started at wide receiver as a redshirt sophomore in 2021. Overall in 2021 while starting 11 of the 12 games in which he appeared (all but Utah), he had 54 receptions (second on USC) for 602 yards (11.1 avg) with 1 TD, as well as 7 kickoff returns for 121 yards (17.3 avg) and 1 tackle.

He had 4 catches for 56 yards with a 29-yard TD where he outjumped the defender against San Jose State. He had a game-high 6 receptions for 47 yards against Stanford. He had 3 receptions for 31 yards at Washington State. Then 2 catches for 41 yards against Oregon State, 3 catches for 46 yards at Colorado and 4 catches for 56 yards and also caught a 2-point conversion pass versus Utah. He had 2 catches for 32 yards and 22 kickoff returns for 35 yards at Notre Dame, then 8 catches for 87 yards against Arizona. He caught a game-best and career-high 9 passes for 78 yards at Arizona State. He made 4 grabs for 37 yards and had a tackle against UCLA, then had 4 catches for 32 yards and 2 kick returns for 35 yards against BYU and 5 catches for 59 yards and returned 3 kickoffs for 51 yards at California.

MEMPHIS

He earned **2020 Football Writers Freshman All-American first team** as a redshirt freshman wide receiver at Memphis. While starting 10 of Memphis' 11 games (all but the Arkansas opener), he had 43 receptions for 743 yards (17.3 avg) with 6 TDs, ran 4 times for 11 yards (2.8 avg) with a TD, returned 12 kickoffs for 242 yards (20.2 avg) and made 4 tackles. His 743 receiving yards was the most by any freshman in the nation and was second in Memphis history for a freshman. He had 3 games with 100 receiving yards (131 on 7 catches versus UCF, 105 on 8 catches versus Florida Atlantic in the Montgomery Bowl and 104 on 2 catches with a TD at Cincinnati). He had a team-long 92-yard touchdown catch against Tulane. He twice was named **Earl Campbell Tyler Rose Player of the Week honorable mention** (versus Temple, when he had 5 receptions for 77 yards with 2 TDs, and UCF) and also made the **Paul Hornung Award Honor Roll** (Temple).

As a 2019 first-year freshman, he caught 3 passes for 32 yards (10.7 avg) as Memphis won the American Athletic Conference championship.

HIGH SCHOOL

He earned **2018 Texas Associated Press Sports Editors Class 5A All-State honorable mention**, **Texas Sports Writer Association Class 5A All-State second team**, **District 9-5A Division 2 MVP** and **All-Smoaky.com All-East Texas first team** as a senior wide receiver and return specialist at Marshall (Tex.) High. He had 45 receptions for 868 yards (19.3 avg) with 12 TDs and 29 carries for 255 yards (8.8 avg) with 3 TDs as a senior.

As a 2017 junior, he made **All-District 16-5A** as he caught 31 passes for 478 yards (15.4 avg) with 6 TDs and ran for 159 yards on 11 carries (14.5 avg) with 2 TDs on offense, returned 2 kickoffs for 52 yards (26.0 avg) and made a tackle.

He had 24 catches for 275 yards (11.5 avg) with 4 TDs, ran for 67 yards on 3 carries and made 6 tackles as a 2016 sophomore.

He also was on the track (sprinter and long/triple jumper on teams that won 3 state titles) and soccer teams at Marshall.

PERSONAL

He is majoring in Social Sciences with an emphasis in Economics at USC. He made the **2020 American Athletic Conference All-Academic Team** as an accounting major at Memphis. He has a cooking YouTube channel called "No Huddle Kitchen".



SNP
53

**NATHAN
WENETA**

San Diego, Calif.
Cathedral Catholic HS / Purdue

R-Jr. | 6'0 | 220

2023

Weneta looks to compete at long snapper as a redshirt junior in 2023.

2022

Weneta saw action in 1 game (California) as a redshirt sophomore in 2022.

2021

Weneta did not see action a backup long snapper as a redshirt freshman in 2021.

2020

Weneta, who transferred to USC in the fall of 2020 from Purdue, did not see action as a backup long snapper as freshman in 2020.

PURDUE

He grayshirted as a first-year freshman long snapper at Purdue in 2019, so his eligibility clock did not start.

HIGH SCHOOL

He was a long snapper at Cathedral Catholic High in San Diego (Calif.). Cathedral Catholic was the California 1-AA State Championship runnerup in his 2018 senior season.

PERSONAL

He is majoring in Philosophy, Politics and Economics at USC with a 3.93 GPA. He made the **2021 and 2022 Pac-12 Academic Honor Roll**. His brother, Jay, was a long snapper at UCLA (2011-12). He plays piano.



PK-P
98

**GARTH
WHITE**

Westlake, Calif.
Oaks Christian HS / Ventura JC

Jr. | 6'3 | 220

2023

White will compete for action as a junior placekicker and punter in 2023.

2022

White did not see action as a sophomore placekicker and punter in 2022.

JUNIOR COLLEGE

He averaged 37.6 yards on 16 punts as a 2021 freshman at Ventura (Calif.) Junior College, with a long of 48 yards and 4 punts pinning opponents inside the 20. He made the **2021 California Community College Football Coaches Association Academic All-State** and the **Southern California Football Association All-Scholar-Athlete teams**.

2023 VETERAN BIOGRAPHIES

HIGH SCHOOL

As a 2018 senior at Oaks Christian High in Westlake Village [Calif.], he made **Daily News All-Area first team** as a placekicker when he was 45-of-45 on PATS and 8-of-12 on field goals (with a long of 43 yards and a game-winner in the CIF Division 1 quarterfinals), had 57 kickoffs, and averaged 38.1 yards on 19 punts, with a long of 57 yards. Current Trojan Ty Shamblin also prepped at Oaks Christian.

PERSONAL

He is double majoring in Economics and Communication at USC.



QB
13

CALEB WILLIAMS

Washington, D.C.
Gonzaga College HS / Oklahoma

Jr. | 6'1" | 220

Career Stats

YR	PC	PA	PI	PCT	YDS	TD	LG
2021*	136	211	4	.645	1912	21	67
2022	333	500	5	.666	4537	42	75
CAREER	469	711	9	.660	6449	63	75

*at Oklahoma

YR	TCB	YDS	AVG	TD	LG
2021*	79	442	5.6	6	74
2022	113	382	3.4	10	59
CAREER	192	824	4.3	16	74

*at Oklahoma

YR	P	YDS	AVG	Touchbacks	TAC	TFL-YDS
2021*	0	0	0.0	0	0	0-0
2022	2	84	42.0	1	1	0-0
CAREER	2	84	42.0	1	1	0-0

*at Oklahoma

Game-by-Game

2022							
GAME	PC	PA	PI	PCT	YDS	TD	LG
Rice	19	22	0	.864	249	2	43
Stanford	20	27	0	.741	341	4	75
Fresno St.	25	37	0	.676	284	2	32
Oregon St.	16	36	0	.444	180	1	22
Arizona St.	27	37	1	.730	348	3	31
Wash. St.	15	29	0	.517	188	2	38
Utah	25	42	0	.595	381	5	65
Arizona	31	45	0	.689	411	5	70
California	26	41	0	.634	360	4	59
Colorado	14	26	1	.538	268	3	61
UCLA	32	43	1	.744	470	2	49
ND	18	22	0	.818	232	1	31
Utah (P12)	28	41	1	.683	363	3	50
Tulane (CB)37	52	1	1	.712	462	5	74
2022	333	500	5	.666	4537	42	75

GAME	TCB	YDS	AVG	TD	LG
Rice	6	68	11.3	0	28
Stanford	9	4	0.4	0	10
Fresno St.	12	1	0.1	2	11
Oregon St.	9	27	3.0	0	9
Arizona St.	8	44	5.5	1	15
Wash. St.	9	34	3.8	0	13
Utah	8	57	7.1	0	55
Arizona	4	14	3.5	0	7
California	7	38	5.4	1	15
Colorado	8	-4	-0.5	2	17
UCLA	8	33	4.1	1	19
ND	9	35	3.9	3	19
Utah (P12)	12	21	1.8	0	59
Tulane (CB)4	10	2.5	0	4	4
2022	113	382	3.4	10	59

Game-by-Game cont.

2022						
GAME	P	YDS	AVG	Touchbacks	TAC	TFL-YDS
UCLA	0	0	0.0	0	1	0-0
ND	2	84	42.0	1	0	0-0
2022	2	84	42.0	1	1	0-0

CAREER

Williams holds the USC single-season record for total offense (4,919 yards), most touchdowns scored rushing and passing (52), passing completions (333), passes attempted (500), most passing yards gained (4,537), most touchdown passes thrown (42), most rushing and passing plays (613), lowest rate of interceptions (1%, 5 in 500 attempts) and highest passing efficiency rating (168.5). He is tied for the USC single-season record for most consecutive 5-touchdown pass games with 2 (tied with Sam Darnold in 2016 and Kedon Slovis in 2020). He holds the USC single-game record for most yards running and passing (503 vs. UCLA in 2022). His 382 rushing yards in 2022 were the most by a Trojan quarterback in the last 70 years when complete records were first available.

2023

Heisman Trophy winner Williams, the record-setting Unanimous First Team All-American quarterback, should again be America's top player as he returns for his second season at USC as a junior in 2023. He will attempt to be just the second player ever to win a second Heisman.

2022

After transferring from Oklahoma in the spring of 2022, Williams had a historic 2022 season as the starting quarterback at USC which culminated in him being named the **88th recipient of the Heisman Trophy**. He is USC's seventh official winner of college football's most prestigious award. Williams joins an impressive fraternity of Trojan greats who have earned his award before him: Mike Garrett (1965), O.J. Simpson (1968), Charles White (1979), Marcus Allen (1981), Carson Palmer (2002), Matt Leinart (2004) and Reggie Bush (2005, later vacated). He was named the **2022 Walter Camp Player of the Year** (joining 5 other Trojans to have been so honored, Simpson in 1967 and 1968, White in 1979, Allen in 1981, Leinart in 2004 and Bush in 2005). He was also named the **2022 AP Player of the Year** (joining Leinart in 2004 and Bush in 2005). He won the **2022 Maxwell Award**, presented to the best player in college football (joining Simpson in 1968, White in 1979 and Allen in 1981). He was named the **2022 Sporting News College Football Player of the Year** (joining Simpson 1968, White, 1979, Allen 1981, Palmer, 2002 and Bush 2005). He was also named the **2022 CBS Sports Player of the Year**, the **2022 Action Sports Player of the Year**, the **2022 CFPA National Performer of the Year** and the **2022 DC Touchdown Club Player of the Year**. He was a **Unanimous All-American** being selected to the First Team for AP, Football Coaches, Football Writers, Walter Camp and Sporting News. He was selected as the **2022 Pac-12 Offensive Player of the Year** and was named to the **2022 All-Pac-12 First Team**, the **AP All-Pac-12 First Team** and the **Phil Steele All-Pac-12 First Team**. Overall in 2022, he completed 333-of-500 passes (66.7%) for 4,537 yards and 42 TDs with just 5 INTs, plus he rushed for 382 yards and 10 TDs. He was first nationally in passing TDs (42, first in Pac-12) and points responsible for per game (22.3, first in Pac-12). He was third nationally in passing yards (4,537) and fourth nationally in passing yards per game (324.1). He was fifth nationally in passing efficiency (168.5, first in Pac-12) and total offense (351.4). He was seventh nationally in yards per pass attempt (9.07, first in Pac-12).

He hit 86.3% of his passes (19-of-22) for 249 yards and 2 TDs with no picks against Rice. His 86.3 completion percentage was the best by a Trojan quarterback with a minimum of 20 attempts since Matt Barkley had a 95.0 completion percentage vs. Colorado on Oct. 20, 2012. He also ran for a game-high 68 yards on 6 carries. He went 20-of-27 for 342 yards and 4 TDs with no picks against Stanford. He also ran for 4 yards on 9 carries. Williams was named the **Pac-12 Offensive Player of the Week**, the **Maxwell Award Player of the Week**, the **CFPA National Performer of the Week** and was selected to the **Davey O'Brien Great 8 List** and **Manning Award Stars of the Week List** for his efforts in the game. He went 25-of-37 for 284 yards and 2 TDs with no interceptions against Fresno State. He also ran for a net of 1 yard on 12 carries with 2 TDs. His 2 rushing TDs were the most in a game by a Trojan QB since Sam Darnold scored twice on the ground on Sept. 29, 2017 at Washington State. He was named to the **DC Touchdown Club Washington Metro College Player of the Week Honor Roll**. He went 16-of-36 (.444) for 180 yards and 1 TD with no interceptions against Oregon State. He also rushed for 27 yards on 9 carries. He went 27-of-37 (.730) for 348 yards and 3 TDs with 1 INT against Arizona State. He also rushed for 44 yards on 8 carries with 1 TD. He was named to the **DC Touchdown Club Washington Metro College Player of the Week Honor Roll**. He went 15-of-29 (.517) for 188 yards and 2 TDs against Washington State. He also



rushed for 34 yards on 9 carries. He went 25-of-42 (.595) for 381 yards and 5 TDs against Utah. He also rushed for 57 yards on 8 carries. He went 31-of-45 (.689) for career-best 411 yards and 5 TDs against Arizona. He also rushed for 14 yards on 4 carries. He was named to the **Davey O'Brien Great 8 List** and the **DC Touchdown Club Washington Metro College Player of the Week Honor Roll**. He went 26-for-41 (.634) for 360 yards and 4 TDs against California. He also rushed for 38 yards on 7 carries and 1 TD. Since the 2004 football season, no QB has thrown more TDs through their first 9 games while also throwing 1 or fewer INTs than Williams with 28 TDs and 1 INT. Through their first 9 games, Justin Fields of Ohio State had 27 TDs and 1 INT in 2019, and Tua Tagovailoa had 27 TDs and 1 INT in 2018. This marked the second time in the last four seasons that a USC QB has had 5 games with 340+ passing yards. Kedon Slovis had 5 games with 340+ yards in 2019. He went 14-of-26 (.538) for 268 yards and 3 TDs with 1 INT against Colorado. He also rushed for a net of -4 yards on 8 carries, but scored 2 TDs. Williams was the first USC QB to have 2 games with multiple rushing TDs in the same season since complete records were first available for this stat in 1972. This was the fourth consecutive game that Williams had accounted for 5 total TDs. He went 32-of-43 (.744) for 470 yards and 2 TDs with 1 INT against UCLA. He also rushed for 33 yards on 8 carries with 1 TD. Williams' 503 total yards set a USC single game record. The previous record was held by Kedon Slovis who had 502 yards versus UCLA in 2019. Williams' 503 total yards was also the most by any player in the series' 92-game history. Williams had a 92.3 PFF passing grade against UCLA. He was named the **DC Touchdown Club Washington Metro College Player of the Week**, the **Manning Award Star of the Week** and the **Pac-12 Offensive Player of the Week** for his performance against the Bruins. He went 18-of-22 (.818) for 232 yards and 1 TD with 0 INTs against Notre Dame. He also rushed for 35 yards on 9 carries with 3 TDs. He was named the **Walter Camp National FBS Offensive Player of the Week**, the **Manning Award Star of the Week** and the **Rose Bowl Game Big Ten and Pac-12 Player of the Week** for his performance against the Fighting Irish. He went 28-for-41 (.683) for 363 yards and 3 TDs with 1 INT in the Pac-12 Championships against Utah. He also rushed for 21 yards on 12 carries. He injured his hamstring in the beginning of the game. He went 37-of-52 (.716) for 462 yards and 5 TDs with 1 INT in the 2023 Cotton Bowl against Tulane. He also rushed for 10 yards on 4 carries. He set the Cotton Bowl record for most TD passes thrown in the game with 5 (previous record was 4 TDs held by Craig Erickson for Miami vs. Texas in 1991 and Graham Harrell for Texas Tech vs. Ole Miss in 2009). His 5 TD passes also tied the USC bowl game record for TD passes in a game. Williams tied Sam Darnold who threw for 5 TDs in the 2017 Rose Bowl. He also set the Cotton Bowl record for most passes competed with 37 (previous record was 36 held by Graham Harrell of Texas vs. Ole Miss in 2009 and Bryce Petty of Baylor vs. Michigan State in 2015).

OKLAHOMA

Williams, who enrolled at Oklahoma in the spring of 2021 after graduating a semester early from high school, emerged as the Sooners' starting quarterback by mid-season and proved to be one of the nation's premier freshmen in 2021. Overall in 2021 while appearing in 11 games (all but West Virginia and Nebraska) and starting the last 7 contests (TCU, Kansas, Texas Tech, Baylor, Iowa State, Oklahoma State, Oregon), he completed 136-of-211 passes (64.5%) for 1,912 yards and 21 TDs with 4 interceptions and he ran for 442 yards on 79 carries (5.6 avg) with 6 TDs. His 1,670 passing yards and 18 passing touchdowns were the most ever by an OU true freshman. He had 200-plus passing yards 5 times, 3-plus passing TDs 4 times and 2-plus passing TDs 6 times.

He was a **2021 True Freshman All-American by ESPN, 247Sports, On3 and Pro Football Focus**. He also was a **2021 semifinalist for the Walter Camp Player of the Year, Davey O'Brien National Quarterback and FWAAs' Shaun Alexander Freshman of the Year** awards. He made **2021 AP All-Big 12 second team and All-Big 12 honorable mention** by the league's coaches.

He had a 1-yard scoring run versus Tulane, his only rush or pass in his collegiate debut. He completed 5-of-10 passes for 84 yards and rushed 4 times for 60 yards (including a 59-yard run) against Western Carolina. He completed his only pass attempt (18 yards) at Kansas State. He led OU to its largest comeback victory in Red River Showdown history versus Texas when he entered late in the second quarter with the Sooners trailing, 35-17, and directed scoring drives on 7 of team's final 9 possessions while finishing with 300 yards of offense (the most ever by an OU freshman against Texas) by completing 16-of-25 passes for 212 yards with 2 TDs rushing 4 times for 88 yards with a 66-yard TD run to earn **Big 12 Newcomer of the Week**. In his first career start (the first Oklahoma true freshman to start at quarterback since Cale Gundy in 1990), he completed 18-of-23 passes for 295 yards with 4 TDs and rushed nine times for 66 yards with a score versus TCU (his 295 passing yards and 4 passing TDs were OU true freshman records and his 261

first-half passing yards were the most ever by an OU true freshman QB in any half) to earn **Big 12 Offensive Player of the Week** honors. He completed 15-of-20 passes for 178 yards with 2 TDs and rushed 8 times for 70 yards with a score (40 yards) at Kansas. He completed 23-of-30 passes (including 22 of his final 25) for 402 yards with 6 touchdowns against Texas Tech (his 6 TD passes tied OU's freshman record and were the most ever by an OU true freshman, and he became only the third Sooner with at least 6 passing TDs and no interceptions in a game, along with Heisman Trophy winners Baker Mayfield and Kyler Murray) to earn **Davey O'Brien National QB of the Week** and **Big 12 Offensive Player of the Week** honors. He was 9-of-18 for 142 yards and 2 interceptions and rushed for 17 yards on 10 tries with a TD at Baylor. He was 8-of-18 for 87 yards with a TD and ran for 67 yards on 12 carries with an OU season long 74-yard TD versus Iowa State. He completed 20-of-39 passes for 252 yards with 3 TDs and rushed for 36 yards at Oklahoma State. He hit 21-of-27 passes for 242 yards with 3 TDs and ran for 34 yards on 7 carries against Oregon in the Alamo Bowl. Current Trojan Mario Williams also attended Oklahoma.

HIGH SCHOOL

He was ranked as the nation's **No. 1 player by SI All-American** as a 2020 senior quarterback at Gonzaga College High in Washington, D.C. Gonzaga College did not play a fall 2020 season due to the COVID-19 pandemic.

He was a **2-time (2018-19) All-Washington Catholic Athletic Conference selection, winning MVP honors** in 2019. He threw for 1,770 yards and 19 touchdowns as a 2019 junior while rushing for 838 yards and 18 scores.

He was named **Gatorade District of Columbia Football Player of the Year** and a **MaxPreps Sophomore All-American** in 2018 when he passed for 2,624 yards and 26 touchdowns.

PERSONAL

He is majoring in Communication at USC with a 3.00 GPA. He was selected to the **2022 Allstate AFCA Goodworks Team**. Williams created the Caleb Cares Foundation, which dedicates energy and resources to causes like anti-bullying, mental health awareness and youth development. Williams's nickname is "Superman" and the mission of the Caleb Cares Foundation is "to inspire more superheroes to fight bullying so we can all realize that what makes us different is our superpower."



WR
4

MARIO WILLIAMS

Tampa, Fla.
Plant City HS / Oklahoma

Jr. | 5'9 | 180

Career Stats

YR	REC	YDS	AVG	TD	LG	TCB	YDS	AVG	TD	LG
2021*	35	380	10.9	4	36	2	12	6.0	0	11
2022	40	631	15.8	5	65	1	10	10.0	0	10
CAREER	75	1011	13.5	9	65	3	22	7.3	0	11
*at Oklahoma										
YR	KOR	YDS	AVG	TD	LG	TAC	TFL-YDS	PBU	FR	
2021*	5	108	21.6	0	31	1	0-0	0	0	
2022	2	7	3.5	0	7	0	0-0	0	0	
CAREER	7	115	16.4	0	31	1	0-0	0	0	
*at Oklahoma										
YR	PC	PA	PI	PCT	YDS	TD	LG			
2021*	1	1	0	1.000	10	0	10			
2022	0	0	0	-	0	0	0			
CAREER	1	1	0	1.000	10	0	10			
*at Oklahoma										

Game-by-Game

2022										
GAME	REC	YDS	AVG	TD	LG	TCB	YDS	AVG	TD	LG
Rice	2	43	21.5	0	25	1	10	10.0	0	10
Stanford	4	74	18.5	1	43	0	0	0.0	0	0
Fresno St.	6	77	12.8	0	32	0	0	0.0	0	0
Oregon St.	1	22	22.0	0	22	0	0	0.0	0	0
Arizona St.	5	50	10.0	1	27	0	0	0.0	0	0
Wash. St.	4	82	20.5	2	38	0	0	0.0	0	0
Utah	4	145	36.3	0	65	0	0	0.0	0	0
Arizona	0	0	0.0	0	0	0	0	0.0	0	0
UCLA	1	15	15.0	0	15	0	0	0.0	0	0
ND	4	37	9.3	0	14	0	0	0.0	0	0
Utah (P12)	3	51	17.0	1	29	0	0	0.0	0	0
Tulane (CB)	6	35	5.8	0	12	0	0	0.0	0	0
2022	40	631	15.8	5	65	1	10	10.0	0	10

GAME	KOR	YDS	AVG	TD	LG
Arizona St.	1	7	7.0	0	7
Tulane (CB)	1	0	0.0	0	0
2022	2	7	3.5	0	7

CAREER

In his 2-year career (1 year at Oklahoma and 1 year at USC), he has 75 receptions for 1,011 yards (143.5 avg) with 9 TDs. He's also recorded 7 kickoff returns for 115 yards, 2 rushes for 12 yards (6.0 avg), a completed a 10-yard pass and a tackle while appearing in 24 games with 10 starts.

2023

Williams will once again be a major contributor at wide receiver as a junior in 2023.

2022

Williams saw action in 12 games (all but California and Colorado) with 9 starts during his first season with the Trojans in 2022. He caught 40 passes (3rd for USC) for 631 yards (15.8 avg) with 5 TDs (3rd for USC). Williams also fielded 2 kickoff returns for a total of 7 yards.

He had 2 receptions for 43 yards against Rice. He recorded 4 catches for 74 yards and a TD at Stanford. He had 6 catches for 77 yards against Fresno State. He collected 1 catch for 22 yards at Oregon State and had 5 catches for 50 yards and a TD against Arizona State. He tallied 4 catches for 82 yards and 2 TDs against Washington State. He had 4 catches for 145 yards at Utah and had 1 catch for 15 yards at UCLA. He notched 4 catches for 37 yards against Notre Dame and had 3 catches for 51 and a TD in the Pac-12 Championship against Utah. He had 6 catches for 35 yards in the Cotton Bowl against Tulane.

OKLAHOMA

Williams, who enrolled at Oklahoma in the spring of 2021 after graduating a semester early from high school, was one of the nation's top true freshmen wide receivers in 2021 at Oklahoma. Overall in 2021 while appearing in 12 games (all but Kansas) and starting once (versus Oregon), he had 35 receptions (second on OU) for 380 yards (10.9 avg) with 4 TDs and he also returned 5 kickoffs for 108 yards (21.6 avg), had 2 rushes for 12 yards (6.0 avg), completed a 10-yard pass and had a tackle. He had 3-plus receptions in 7 contests. He made **2021 ESPN True Freshman All-American**.

He had 6 receptions for 37 yards (with a 6-yard TD) and completed a 10-yard pass against Tulane. He then had 4 catches for 49 yards with a 10-yard TD versus Western Carolina. He had 3 catches for 29 yards and a 31-yard kickoff return against Nebraska. He had 4 catches for 34 yards, 2 kickoff returns for 41 yards and a 4-yard run against West Virginia. He made 3 catches for 29 yards at Kansas State, then added 3 grabs for 30 yards and a 19-yard kickoff return versus Texas. He had an 11-yard receptions against TCU, then 5 catches for 100 yards (with a 22-yard TD) against Texas Tech to win **Big 12 Newcomer of the Week** honors. He had 2 catches for 18 yards (with an 11-yard TD) and a 17-yard kickoff return versus Iowa State, then 2 catches for 10 yards at Oklahoma State and 2 grabs for 33 yards and an 11-yard rush versus Oregon in the Alamo Bowl. Current Trojan Caleb Williams also attended Oklahoma.

HIGH SCHOOL

He was regarded as the country's **No. 1 wide receiver by ESPN** as a 2020 senior at Plant High in Tampa (Fla.). In his career, he had 160 receptions for 3,191 yards (19.9 avg) with 41 touchdowns.

As a 2020 senior, he made **MaxPreps All-Florida second team** when he had 40 catches for 743 yards (18.6 avg) with 8 touchdowns, 5 carries for 55 yards (11.0 avg) and a 65-yard touchdown pass, as well as getting 3 tackles and an interception, returning 3 kickoffs for 141 yards (47.0 avg) and 2 punt returns for 22 yards (11.0 avg) and averaging 41.5 yards on 10 punts.


He had 27 catches for 795 yards (29.4 avg) with 9 scores, 9 carries for 112 yards (12.4 avg) with a TD and was 1-of-2 passing (50.0%) for 42 yards as a 2019 junior, plus he had 16 tackles, an interception and a deflection.

As a 2018 sophomore, he had 51 catches for 950 yards (18.6 avg) with 14 TDs plus 8 tackles and an interception and 2 kickoff returns for 121 yards (10.5 avg) with a TD and 3 punt returns for 118 yards (39.3 avg) with a TD to earn **MaxPreps Sophomore All-America second team** honors.

He caught 41 passes for 703 yards (16.7 avg) with 10 TDs as a 2017 freshman. He also played baseball at Plant.

PERSONAL

He is majoring in Communication at USC.



DB
4

MAX WILLIAMS

Carson, Calif.
Serra HS

R-Sr. | 5'9 | 185

Career Stats

YR	TAC	TFL-YDS	PBU	FR	INT	YDS	AVG	TD	LG
2019	6	1-3	1	0	0	0	0.0	0	0
2020	22	2.5-6	1	0	0	0	0.0	0	0
2022	79	2-8	5	0	2	32	16.0	0	32
CAREER	107	5.5-17	7	0	2	32	16.0	0	32

Game-by-Game

2022										
GAME	TAC	TFL-YDS	PBU	FR	INT	YDS	AVG	TD	LG	
Rice	5	0-0	0	0	0	0	0.0	0	0	
Stanford	7	0-0	0	0	1	32	32.0	0	32	
Fresno St.	3	0-0	0	0	0	0	0.0	0	0	
Oregon St.	8	0-0	0	0	1	0	0.0	0	0	
Arizona St.	4	0-0	0	0	0	0	0.0	0	0	
Wash. St.	4	0-0	1	0	0	0	0.0	0	0	
Utah	7	0-0	0	0	0	0	0.0	0	0	
Arizona	9	0.5-4	1	0	0	0	0.0	0	0	
California	5	1.5-4	0	0	0	0	0.0	0	0	
Colorado	3	0-0	0	0	0	0	0.0	0	0	
UCLA	5	0-0	3	0	0	0	0.0	0	0	
ND	2	0-0	0	0	0	0	0.0	0	0	
Utah (P12)	12	0-0	0	0	0	0	0.0	0	0	
Tulane (CB)	5	0-0	0	0	0	0	0.0	0	0	
2022	79	2-8	5	0	2	32	32.0	0	32	

2020										
GAME	TAC	TFL-YDS	PBU	FR	INT	YDS	AVG	TD	LG	
Arizona St.	1	0-0	0	0	0	0	0.0	0	0	
Arizona	3	0.5-3	0	0	0	0	0.0	0	0	
Utah	1	0-0	0	0	0	0	0.0	0	0	
Wash. St.	7	1-1	0	0	0	0	0.0	0	0	
UCLA	7	1-2	0	0	0	0	0.0	0	0	
Oregon (P12)	3	0-0	1	0	0	0	0.0	0	0	
2020	22	2.5-6	1	0	0	0	0.0	0	0	

2019										
GAME	TAC	TFL-YDS	PBU	FR	INT	YDS	AVG	TD	LG	
UW	2	1-3	0	0	0	0	0.0	0	0	
Arizona	1	0-0	0	0	0	0	0.0	0	0	
Colorado	1	0-0	0	0	0	0	0.0	0	0	
Oregon	2	0-0	1	0	0	0	0.0	0	0	
2019	6	1-3	1	0	0	0	0.0	0	0	



CAREER

He has 107 tackles, including 5.5 for losses of 9 yards (with 1.5 sacks for minus 6 yards), plus 7 pass breakups, 3 forced fumbles, 2 INTs and in his career. He has appeared in 24 games, starting 18 times.

2023

Williams will once again be a key contributor at defensive back as a redshirt senior in 2023.

2022

After missing the 2021 season due to injury, Williams bounced back in 2022 and played in all 14 games with 13 starts (all but California). He led the team in tackles with 79 and in forced fumbles with 2. He also tallied 2 tackles for loss, 2 INTs (3rd for USC), and 5 pass breakups (2nd for USC). He was named an **All-Pac-12 Honorable Mention**.

He had 5 tackles and 1 QB hurry against Rice. He collected 7 tackles, 1 forced fumble and 1 INT at Stanford. He had 3 tackles against Fresno State and had 8 tackles and 1 INT at Oregon State. He recorded 4 tackles against Arizona State and had 4 tackles and 1 PBU against Washington State. He had 7 tackles at Utah and had 9 tackles, including 0.5 for loss, and 1 pass breakup at Arizona. He notched 5 tackles, including 1.5 for loss, against California. He had 3 tackles against Colorado and had 5 tackles and 3 pass breakups at UCLA. He had 2 tackles against Notre Dame. He had 12 tackles and 1 forced fumble in the Pac-12 Championship against Utah. He had 5 tackles in the Cotton Bowl against Tulane.

2021

Williams was set to battle for the starting nickelback job and play a key role on special teams as a redshirt sophomore in 2021, but he tore knee ligaments in 2021 spring practice and had surgery, so he missed the 2021 season.

2020

Williams saw key playing time at nickelback and on special teams as a redshirt freshman in 2020. Overall in 2020 while appearing in all 6 games and starting 3 times (versus Arizona, Washington State and Oregon), he had 22 tackles, including 2.5 for losses of 6 yards (with 0.5 sack for minus 3 yards), and he had a deflection. He had 1 tackle against Arizona State, 3 tackles (0.5 sack) at Arizona, 1 tackle at Utah, 7 tackles (1 for a loss) against both Washington State and UCLA and 3 tackles and a deflection against Oregon.

2019

Williams, who enrolled at USC in the spring of 2019 after graduating a semester early from high school, saw action at nickelback as a first-year freshman cornerback in 2019. Overall in 2019 while appearing in 4 games (Washington, Arizona, Colorado, Oregon) and starting twice (Washington and Arizona), he had 6 tackles, including a 3-yard sack, plus a deflection and a forced fumble. He missed USC's first 2 games (Fresno State and Stanford) while recovering from a 2018 high school knee injury, then sprained his ankle against Oregon and missed USC's last 4 games (Arizona State, California, UCLA, Iowa). He was able to redshirt. He was limited in 2019 spring practice while recovering from a 2018 high school knee injury.

He had 2 tackles (with a sack) and a forced fumble against Washington while making his first start, a tackle each against Arizona and Colorado and 2 tackles and a deflection against Oregon.

HIGH SCHOOL

He made **2018 PrepStar Dream Team** and **Tacoma News Tribune Western 100** as a senior cornerback and wide receiver at Serra High in Gardena (Calif.). He suffered torn knee ligaments in the 2018 season opener and was sidelined the rest of the year.

As a junior in 2017, he made **Cal-Hi Sports All-State Juniors first team**, **All-CIF Division 1** and **South Bay Daily Breeze All-South Bay first team** as he had 27 tackles, 7 deflections, 3 interceptions (2 for TDs), 2 blocked field goals, a fumble recovery (for a TD) and a forced fumble on defense, caught 16 passes for 150 yards (9.4 avg) on offense and returned 16 punts (1 for a TD) for 266 yards (16.6 avg) and 15 kickoffs for 305 yards (20.3 avg).

As a 2016 sophomore, he made the **Cal-Hi Sports All-State Sophomores first team**, **All-CIF Division 1**, **South Bay Daily Breeze All-South Bay first team** and **All-Mission League first team** as he had 24 tackles, 4 deflections and 2 interceptions along with 25 receptions for 278 yards (11.1 avg) with 2 TDs and a punt

return for a TD.

As a 2015 freshman, he made **Max Preps Freshman All-American first team** as he had 34 tackles, 4 deflections and 3 interceptions, plus caught a 25-yard pass.

He also sprinted for Serra's track team (he led off the CIF Division 4 championship 400-meter relay team).

PERSONAL

He earned his bachelor's degree in Real Estate Development in the spring of 2022. He is currently pursuing a certificate in Gerontology. His brother, Macen, is a red-shirt junior defensive back at Arizona State.



TE
18

JUDE WOLFE

Laguna Hills, Calif.
St. John Bosco HS

R-Sr. | 6'5 | 250

Career Stats

YR	REC	YDS	AVG	TD	LG
2020	2	5	2.5	0	4
2021	8	56	7.0	0	18
2022	0	0	0.0	0	0
CAREER	10	61	6.1	0	18

Game-by-Game

2022					
GAME	REC	YDS	AVG	TD	LG
ND	0	0	0.0	0	0
Utah (P12)	0	0	0.0	0	0
Tulane (CB)	0	0	0.0	0	0
2022	0	0	0.0	0	0
2021					
GAME	REC	YDS	AVG	TD	LG
SJSU	2	11	5.5	0	8
Stanford	1	9	9.0	0	9
Oregon St.	2	6	3.0	0	7
Arizona	1	3	3.0	0	3
UCLA	1	9	9.0	0	9
BYU	2	28	14.0	0	18
2021	8	56	7.0	0	18
2020					
GAME	REC	YDS	AVG	TD	LG
Arizona St.	2	5	2.5	0	4
2020	2	5	2.5	0	4

CAREER

He has 10 catches for 61 yards (6.1 avg) in his career while appearing in 22 games (with 1 start).

2023

Wolfe will compete for action at tight end as a redshirt senior in 2023.

2022

Wolfe appeared in 3 games (Notre Dame, Pac-12 Championship versus Utah and Cotton Bowl versus Tulane) on special teams after returning from a summer injury as a redshirt junior in 2022.

2021

Wolfe was a key contributor again in the tight end corps as a redshirt sophomore in 2021. Overall in 2021 while appearing in 11 games (all but California) and starting once (versus San Jose State), he had 8 catches for 56 yards (7.0 avg). He missed the California game due to health and safety protocols. He missed 2021 spring practice while recuperating from a 2020 foot injury.



2023 VETERAN BIOGRAPHIES

He caught 2 passes for 11 yards against San Jose State, had a 9-yard reception against Stanford, grabbed 2 passes for 6 yards versus Oregon State, and had 1 catch each against Arizona (3 yards), UCLA (9 yards) and BYU (18 yards).

2020

Wolfe was in the playing rotation often at tight end as a redshirt freshman in 2020. Overall in 2020 while appearing in 4 games (all but UCLA and Oregon), he had 2 catches for 5 yards (2.5 avg). Both catches came against Arizona State. He broke his left foot against Washington State and was sidelined the rest of the season.

2019

Wolfe, who enrolled at USC in the spring of 2019 after graduating a semester early from high school, saw action in 4 games (Notre Dame, Arizona, Colorado, Arizona State) at tight end as a first-year freshman in 2019, but he did not catch a pass. He was able to redshirt. He was slowed for some of 2019 spring drills with a back injury.

HIGH SCHOOL

He made **2018 PrepStar All-American** and **Tacoma News Tribune Western 100** as a senior tight end at St. John Bosco in Bellflower (Calif.). He had 14 catches for 225 yards (16.1 avg) with 7 TDs in 2018.


As a junior in 2017, he had 9 receptions for 113 yards (12.6 avg) with 3 TDs.

As a 2016 sophomore, he had a 21-yard catch. Current Trojans Will Rose, Kobe Pepe and Matt Colombo also prepped at St. John Bosco.

He also played basketball at St. John Bosco.

PERSONAL

He earned his bachelor's degree in Real Estate Development in the spring of 2022. He is currently pursuing his master's degree in Communication Management with a 3.60 GPA. His father, Mark, played football at Western Michigan (1977-80). His brother, Jakob, was a tight end at Stony Brook (2014). His sister, Jacqueline, played volleyball at Hawaii Pacific (2015). His cousin, Ryan Gutierrez, was a safety at California (2001-04).



DB
22

CEYAIR WRIGHT

Los Angeles, Calif.
Loyola HS

R-So. | 6'0 | 180

Career Stats

YR	TAC	TFL-YDS	PBU	FR	INT	YDS	AVG	TD	LG
2021	2	0-0	0	0	0	0	0.0	0	0
2022	28	0-0	2	0	1	14	14.0	0	14
CAREER	30	0-0	2	0	1	14	14.0	0	14

Game-by-Game

2022									
GAME	TAC	TFL-YDS	PBU	FR	INT	YDS	AVG	TD	LG
Rice	2	0-0	0	0	0	0	0.0	0	0
Stanford	2	0-0	1	0	0	0	0.0	0	0
Fresno St.	1	0-0	0	0	0	0	0.0	0	0
Oregon St.	2	0-0	0	0	1	14	14.0	0	14
Arizona St.	2	0-0	0	0	0	0	0.0	0	0
Wash. St.	1	0-0	0	0	0	0	0.0	0	0
Utah	1	0-0	0	0	0	0	0.0	0	0
Arizona	3	0-0	1	0	0	0	0.0	0	0
California	2	0-0	0	0	0	0	0.0	0	0
Colorado	4	0-0	0	0	0	0	0.0	0	0
UCLA	5	0-0	0	0	0	0	0.0	0	0
ND	2	0-0	0	0	0	0	0.0	0	0
Utah (P12)	1	0-0	0	0	0	0	0.0	0	0
Tulane (CB)	0	0-0	0	0	0	0	0.0	0	0
2022	28	0-0	2	0	1	14	14.0	0	14

Game-by-Game cont.

2021									
GAME	TAC	TFL-YDS	PBU	FR	INT	YDS	AVG	TD	LG
SJSU	1	0-0	0	0	0	0	0.0	0	0
Wash. St.	1	0-0	0	0	0	0	0.0	0	0
2021	2	0-0	0	0	0	0	0.0	0	0

CAREER

In his 2-year collegiate career, he has 30 tackles, 1 INT and 2 pass breakups while appearing in 16 games (with 11 starts).

2023

Wright will compete for playing time in the Trojan secondary as a redshirt sophomore in 2023.

2022

Wright recorded 28 tackles, 1 INT and 2 pass breakups while appearing in all 14 games this season and starting in 11 (all but Notre Dame, Pac-12 Championship versus Utah and the Cotton Bowl versus Tulane) as a redshirt freshman in 2022.

He had 2 tackles against Rice and Stanford and 1 tackle against Fresno State. He recorded 2 tackles and 1 INT against Oregon State and 2 tackles versus Arizona State. He tallied 1 tackle against Washington State and Utah and 3 tackles and 1 pass breakup against Arizona. He notched 2 tackles against California, 4 tackles versus Colorado and 5 tackles against UCLA. He collected 2 tackles against Notre Dame and 1 tackle in the Pac-12 Championship game against Utah.

2021

Wright appeared in 2 games (San Jose State and Washington State) at cornerback and on special teams as a first-year freshman in 2021. Overall in 2021, he made 2 tackles (1 each against San Jose State and Washington State).

HIGH SCHOOL

He made **2020 PrepStar Dream Team** and **Southern California News Group Fab 15 first team** and **2021 MaxPreps All-State first team** as a senior cornerback and wide receiver at Loyola High in Los Angeles (Calif.).

As a 2019 junior, he made the **Cal-Hi Sports All-State Juniors first team** and **All-CIF Division 4**, making 34 tackles, 4 deflections and an interception on defense, getting 10 catches for 88 yards (8.8 avg) on offense and returning 11 punts for 125 yards (11.4 avg) and having 10 kickoff returns for 154 yards (15.4 avg) with a TD. Current Trojan Sinjun Astani, Jac Casasante and Miller Moss also prepped at Loyola.

He also was on Loyola's baseball and track teams (with a best of 10.84 in the 100 meters and 21.74 in the 200) and ran on its 2019 state champion 1600-meter relay team.

PERSONAL

He is majoring in Communication at USC. An actor and model since he was a youngster, he has appeared in movies, television shows (including "Grown-ish", "2 Broke Girls," "Training Day," "Life in Pieces" and "Instant Mom"), commercials and music videos, and he played the son of LeBron James in the 2021 movie, "Space Jam: A New Legacy." His father, Claudius Wright, was a cornerback at Arizona and then with the World League of American Football's Amsterdam (1996) and London (1997) franchises. His uncle, Mazio Royster, lettered at tailback at USC in 1990 and 1991 (he led the Trojans in rushing in 1990 and then played in the NFL with the Tampa Bay Buccaneers (1993-94). His cousin, Darick Holmes, was a running back at Portland State and then in the NFL with the Buffalo Bills (1995-98), Green Bay Packers (1998) and Indianapolis Colts (1999). Another cousin, Darnay Holmes, was a cornerback at UCLA (2017-19) who is now with the New York Giants.





WR
44

**JOSIAH
ZAMORA**

Monrovia, Calif.
Mater Dei HS

R-So. | 5'9 | 185

2023

Zamora will serve as a reserve wide receiver as a redshirt sophomore in 2023.

2022

Zamora did not see action as a reserve wide receiver as a redshirt freshman in 2022.

2021

Zamora did not see action as a reserve wide receiver as a first-year freshman in 2021.

HIGH SCHOOL

He made the **2021 All-Trinity League first team** as a senior wide receiver at Mater Dei High in Santa Ana (Calif.). As a senior, he had 24 receptions for 255 yards (10.6 avg) with 4 TDs.

As a 2019 junior, he caught 24 passes for 251 yards (10.5 avg) with 5 TDs before suffering a broken foot that required surgery.

He had 13 receptions for 211 yards (16.2 avg) with 2 scores as a 2018 sophomore. Current Trojans Solomon Tuliaupupu, Raesjon Davis, Kyron Hudson, Domani Jackson, Raleek Brown and Corey Nerhus prepped at Mater Dei.

He spent his 2017 freshman season at Cathedral High in Los Angeles (Calif), where he caught 43 passes for 708 yards (16.5 avg) with 7 TDs.

PERSONAL

He is majoring in Law, History and Culture at USC with a 3.73 GPA. He made the **2022 Pac-12 Academic Honor Roll**.



2023 USC NEWCOMER BIOGRAPHIES



DL
90

**BEAR
ALEXANDER**

Terrell, Texas
IMG Academy / Georgia

So. | 6'3 | 305

Career Stats

YR	TAC	TFL-YDS	PBU	FR
2022*	9	3-17	2	0
CAREER	9	3-17	2	0

*at Georgia

2023

Alexander, who transferred to USC in the fall of 2023 from Georgia, will compete for playing time on the defensive line as a sophomore.

GEORGIA

Alexander saw action in 12 of 15 games and recorded 9 total stops, including 2 QB sacks, and 13 QB hurries. He had 2 tackles for loss and a sack in Georgia's 65-7 win over TCU in the National Championship Game.

HIGH SCHOOL

He attended IMG Academy and was selected to play in **2022 Under Armour All-America Game**. He helped lead IMG Academy to 9-1 record in 2021 during his senior season.

He helped lead Denton Ryan HS to Texas 5A Division I state championship after joining team late in the 2020 season. He posted seven tackles in three games for Raiders in his junior year.

He began his career at Terrell (Texas) HS in 2018 during his freshman season. He amassed 58 tackles, one sack, forced one fumble and recovered two, earning **Texas District 8-5A Defensive Newcomer of the Year** honors.

PERSONAL

He is majoring in Sociology at USC.



OL
59

**MICAH
BANUELOS**

Auburn, Wash.
Kennedy Catholic HS

Fr. | 6'3 | 290

2023

Banuelos will compete for playing time on the offensive line as a true freshman in 2023.

HIGH SCHOOL

He made the **2023 PrepStar All-Western Region** as he saw significant snaps on both sides of the ball as a senior at Kennedy Catholic HS (Wash.). Banuelos was the **2022 Washington 4A NPSL Offensive Lineman of the Year** and was named to the **4A NPSL First Team** as a senior defensive lineman. He was selected to play in **2023 Under Armour All-America Game** as an offensive lineman for Team Phantom.

He helped Kennedy reach the 2022 Washington 4A State Championship Game. Primarily played left tackle and defensive tackle as a 2021 junior.

He had two-way experience on varsity as a freshman.



TE
88

**KADE
ELDRIDGE**

Lynden, Wash.
Lynden Christian School

Fr. | 6'5 | 240

2023

Eldridge will compete for playing time at tight end as a true freshman in 2023.

HIGH SCHOOL

He made **2023 PrepStar All-Western Region**, was named the **2022 1A NWC All-Conference Defensive MVP** and was an **All-State** representative as a senior tight end at Lynden Christian HS (Wash.). On offense, he tallied 545 yards on 72 carries for 7 TDs. Defensively, he recorded 18 tackles, 6.5 for loss, 2 blocked kicks, 1 fumble recovery and 1 TD. He also notched 524 yards on 13 punts for Lynden in 2022. He was named to **Cascadia Preps Top Performing List** on Sept. 26, carrying the ball 27 times for 146 yards to help Lynden Christian to victory. He was selected as the **Whatcom Preps Special Teams Player of the Week** on Oct. 11 with 2 kickoff returns for 105 yards, 1 TD and 4 punts.

As a 2021 junior, Eldridge was named the **Cascadia Preps 1A Underclassman of the Year** and earned placement on the **Whatcom Preps 1A All-NWC Football Team**. He had 794 total offensive yards on 85 carries and 8 receptions, recording 10 total touchdowns. On defense, he racked up 62.5 tackles, including 15 for loss, along with 4.5 sacks, two forced fumbles and two pass deflections as a junior.

He started as a freshman at Nooksack Valley HS before transferring as a sophomore to Lynden (forced to sit out 2020 sophomore season).

A multisport athlete, Eldridge previously played basketball and lacrosse.

PERSONAL

He is majoring in Human Biology at USC.



DB
23

**TRE'QUON
FEGANS**

Alabaster, Ala.
Thompson HS/ Alabama

R-Fr. | 6'2 | 190

2023

Fegans, who transferred to USC in the fall of 2023 from Alabama, will compete for playing time in the Trojan secondary as a redshirt freshman.

ALABAMA

Fegans did not see action as a member of the Crimson Tide in the 2022 season.



HIGH SCHOOL

Fegans attended Thompson HS in Alabama where he helped lead the Warriors to three straight Alabama 7A State Championships. Fegans was a unanimous four-star prospect and was selected to play in the Under Armour All-America Game.



DL
56

ELIJAH HUGHES

Arlington, Va.
Washington-Liberty HS

Fr. | 6'3 | 265

2023

Hughes will compete for playing time on the defensive line as a true freshman in 2023.

HIGH SCHOOL

He was selected as the **2022 6D Regional Defensive Player of the Year** and the **Liberty District Defensive Player of the Year** while playing both offensive and defensive lineman at Washington-Liberty HS (Va.). It was the first time a football player from Washington-Liberty earned these distinctions in over 20 years. Hughes was also named to the **2022 6D All-Region First Team** and the **2022 All-Conference First Team** as both an offensive and defensive lineman. He was named the **2022 Team MVP**. He helped the varsity make the NOVA playoffs for the first time in 6 years.

In his junior season, he was named to the **2021 6D All-Region First Team** and the **2021 First Team All-Conference** as both an offensive and defensive lineman. He led the defense with 113 tackles and a record-setting 13 sacks.

In an abbreviated sophomore season in the spring of 2021, he earned **All-Liberty District First Team** and **All-Region Second Team** honors.


He earned **2019 All-Conference Second Team** honors after his freshman season.

Hughes also played basketball for Washington-Liberty. He was named to the basketball **2022 6D All-Region Second Team** and the **All-Liberty District First Team**, the **Sun Gazette Sports All-Arlington Boys Basketball First Team**. He was also a **2021 All-NOVA Junior Boys Team Honorable Mention**.

He also competed in track and field and qualified for the 2022 state championships in throwing and placed second in the district in shot put in 2022.

PERSONAL

He is majoring in Business Administration at USC.



DL
91

DEIJON LAFFITTE

Ontario, Calif.
Colony HS

Fr. | 6'4 | 280

2023


Laffitte will compete for playing time on the defensive line as a true freshman in 2023.

HIGH SCHOOL

He made **2023 PrepStar All-Western Region** as a senior defensive lineman at Colony HS (Calif.). He recorded 51 tackles and 8 sacks as a senior in 2022. He was named **MaxPreps Defensive Player of the Game** on Aug. 26 as he had 4 tackles

for loss against Santiago.

As a junior, he helped Colony to a CIF Division 9 title in 2021 and was selected to the **2021 All-CIF Southern Section Division 9 Team**.



WR
89

JA'KOBI LANE

Mesa, Ariz.
Red Mountain HS

Fr. | 6'5 | 180

2023


Lane will compete for playing time at wide receiver as a true freshman in 2023.

HIGH SCHOOL

He made the **2023 PrepStar All-Western Region** after he caught 65 passes for 823 yards (12.7 avg) and 11 TDs and rushed for 38 yards on 15 carries (2.5 avg) to help Red Mountain HS (Ariz.) reach the 2022 6A semifinals. He also went 2-for-3 in passing for 96 yards for 2 TDs. On the defensive side of the ball, he recorded 3 tackles. On special teams, he recorded 6 kickoff returns for 128 yards (21.3 avg) with a long of 40, and 1 punt return. Lane was selected to the **2022 12Sports All-Fever Team**, the **2022 All-6A East Valley All-Region First Team** and won the **2022 National Football Foundation Arizona Chapter, J.D. Hill Wide Receiver of the Year Award** and the **2022 All-6A East Valley All-Region Co-Offensive Player of the Year Award**. He also was named the **2022 Elite 11 All-Tourney WR MVP**.

In his junior season in 2021, he was named to the **AZPreps365 6A All-Conference Second Team**. He caught 76 passes for 990 yards (13.0 avg) and 14 TDs and rushed for 5 yards on 1 carry (5.0 avg). He also went 3-for-4 in passing for 39 yards and 2 TDs. Defensively, he recorded 1 tackle with 1.0 for loss and 1 INT. On special teams, he tallied 3 punt returns for 46 yards (15.3 avg) with a long of 23 yards.

He also played basketball for Red Mountain.



WR
85

JADEN MOORE

La Jolla, Calif.
The Bishop's School

Fr. | 6'0 | 180

2023

Moore will compete for playing time at wide receiver as a true freshman in 2023.

HIGH SCHOOL

He prepped at the Bishops School in La Jolla (Calif.) where he helped the Knights to the 2022 Coastal League Championship as a 2022 senior and was named to the **2022 All-League Defense First Team**. He earned **San Diego Football Network's WR Player of the Week** honors (Oct. 6-8, 2022). In 2022, He tallied 391 total receiving yards, scoring 5 touchdowns for the Bishop's School. He also recorded 63 total tackles.

He tallied 451 receiving yards as a junior in 2021, scoring 3 touchdowns for the Knights.

He also ran track and played basketball for Bishops, receiving the team's MVP

PERSONAL

He is majoring in Human Biology at USC.



2023 NEWCOMER BIOGRAPHIES



OL
77

ALANI NOA

Sacramento, Calif.
Grant Union HS


Fr. | 6'4 | 320

2023

Noa will compete for playing time on the offensive line as a true freshman in 2023.

HIGH SCHOOL

He made **2023 PrepStar All-Western Region** and **2022 MaxPreps All Sac-Joaquin Section First Team** as a senior offensive lineman at Grant HS (Calif.). He helped Grant capture the 2022 CIF State 3-AA title and D4 State Team of the Year honors.



ILB
42

DEUCE PALMER

Danville, Calif.
San Ramon Valley HS / SMU

R-Sr. | 6'2 | 215

2023

Palmer, who transferred to USC in the fall of 2023 from SMU, will compete for playing time at inside linebacker as a redshirt senior.

SMU

As a redshirt junior in 2022, he played in 13 games primarily on special teams and collected 8 tackles.

As a redshirt sophomore in 2021, he played in 10 primarily on special teams and tallied 3 tackles.

He did not see any action as a redshirt freshman in 2020 or as a true freshman in 2019.

HIGH SCHOOL

He graduated from San Ramon Valley HS (Calif.), where he was a three-time letterwinner. He was named an **All-EBAL** linebacker and earned the **Coaches Award** as a senior in 2018.

He helped the Wolves to an EBAL Championship as a junior in 2017 as San Ramon went undefeated.

He recorded 100+ tackles during each of his final two seasons (2017 & 2018).

As a 2016 sophomore, Palmer was named the **San Ramon Defensive MVP**. He was a four-time Scholar-Athlete and earned the Academic Excellence Award in the Career Technical Education department at San Ramon as a senior.

He also played club rugby at San Ramon.

PERSONAL

He earned his bachelor's degree in Finance with a minor in Computer Science from SMU in the spring of 2023. He is currently pursuing his master's degree in Computer Science at USC. His mother, Trudy, is a former marathon runner, and his father Rick, is a professional BMX Racer who is a four-time World Champion and had two National No. 1 in the World titles in 1985.



RUSH
35

DJ PEEVY

San Diego, Calif.
Lincoln HS

Fr. | 6'4 | 230

2023


Peevy will compete for playing time at rush end as a true freshman in 2023.

HIGH SCHOOL

He earned **2023 PrepStar All-Western Region** honors as he had 31 tackles, 5 sacks and 1 interception as a senior defensive end and outside linebacker at Lincoln HS (Calif.). Peevy helped Lincoln HS to their first-ever Open Division CIF-SDS Title, beating De La Salle in the 2022 Division 1--AA Championship.

He began his career playing safety as a freshman, including at the National Preps Camp, but transitioned into the defensive end role for Lincoln during his junior and senior seasons. He recorded 37 tackles and 3 sacks as a 2021 junior.

A multi-sport athlete, Peevy played basketball and ran track. He was part of Lincoln's 4x100 and 4x400m relay teams that finished first and second, respectively in the 2021 CIF Finals.



OL
70

EMMANUEL PREGNON

Denver, Colo.
Jefferson HS / Wyoming

R-Jr. | 6'6 | 320

2023

Pregon, who transferred to USC in the fall of 2023 from Wyoming, will compete for playing time on the offensive line as a redshirt junior.

WYOMING

After not appearing in any games in 2020 and redshirting in 2021, he moved into the starting lineup at right guard for the Cowboys as a redshirt sophomore in 2022. He graded out as the No. 3 guard in the Mountain West according to PFF and earned **Freshman All-America** recognition. He started all 11 games in played in and only allowed two sacks.


HIGH SCHOOL

He anchored a balanced offensive line at Thomas Jefferson HS in Denver, Colo. that rushed for nearly 150 yards per game and passed for nearly 150 yards per contest. A former two-way player, he recorded 51 tackles on defense as a senior playing on the defensive line.

PERSONAL

He is majoring in American Studies and Ethnicity at USC.





OL
73

TOBIAS RAYMOND

Ventura, Calif.
Ventura HS

Fr. | 6'7 | 270

2023

Raymond will compete for playing time on the offensive line as a true freshman in 2023.

HIGH SCHOOL

He made **2023 PrepStar All-Western Region** as a senior offensive lineman at Ventura HS (Calif.). He was named the **2022 All-Channel League Offensive Lineman of the Year**, the **Ventura HS Tyler Ebell Offensive MVP** and the **Ventura High Offensive Lineman of the Year**.

As a 2021 junior, Raymond received the **CIF Lineman of the Year Award** while playing offensive tackle and defensive lineman. In 2021, he was selected to the **All-CIF Southern Section Division 9 Team** and the **All-Ventura County Football Coaches Team**.

Raymond also played basketball, soccer and baseball.

PERSONAL

He is double-majoring in Economics and Math at USC.



WR
19

DUCE ROBINSON

Phoenix, Ariz.
Pinnacle HS

Fr. | 6'6 | 225

2023

Robinson will compete for playing time at wide receiver as a true freshman in 2023.

HIGH SCHOOL

He was a **2022 MaxPreps First Team All-American** after he had 84 receptions for 1,614 yards (19.2 avg.) and 14 TDs as a senior in 2022. Robinson was selected to the **2023 Under Armour All-American Game** and the **2023 Polynesian Bowl**. He was named the **2022 6A Northeast Valley Region Offensive Player of Year**. Defensively, he recorded 11 tackles with 1 for loss and 1 pass deflection. On special teams, he fielded punt returns and tallied 16 for 155 yards (9.7 avg.). He also made the **2022 Elite 11 7on7 All-Tournament Team**. According to 247Sports Composite, Robinson was a five-star recruit and is the **No. 1 ranked tight end in the nation**, the **No. 1 player in the state of Arizona** and the **No. 17 recruit in the nation**.

As a junior, he was named to the **2021 MaxPreps Junior All-America First Team**. He rushed for 43 yards on 4 carries (10.8 avg.), and tallied 60 receptions for 972 yards and 8 TDs. He also threw 1 TD pass for 29 yards.

As a sophomore, he was selected as a **2020 MaxPreps Sophomore All-American**. He collected 27 receptions for 347 yards (12.9 avg.) and 2 TDs, and as a freshman, he tallied 4 receptions for 73 yards (18.3 avg.) and rushed for 16 yards on 1 carry.


Robinson is a two-sport standout and is a highly touted baseball recruit as well. As an outfielder, he competed in the **2022 Baseball Factory All-America Game** and the **2022 Area Code Games**. Robinson is the third athlete ever to be named "Under Armour All-American" in both baseball and football (joining Kyler Murray

and AJ Brown).

Current Trojans Dorian Singer and Elijah Paige also prepped at Pinnacle.

PERSONAL

He is majoring in Communication at USC. His father, Dominic Robinson, played football at Florida State (2001-2004). Like Duce, his father was also a two-sport star coming out of high school as a five-star football recruit who was also drafted by the Minnesota Twins. His mother, Mary Beth Robinson, was a swimmer at Florida.



PK
95

TYLER ROBLES

Encinitas, Calif.
La Costa Canyon HS

Fr. | 5'7 | 165

2023

Robles will compete for playing time at placekicker as a true freshman in 2023.

HIGH SCHOOL

He went 7-of-9 on field goals as a senior at La Costa Canyon, boasting a career long of 52 yards. Also made kicks from 48, 47 and 46 yards that season and went 27-of-28 on extra point attempts. He was named the **Avocado League Kicker of the Year** as a senior and led the CIF Southern Section with 47 touchbacks on 52 kickoffs.



RUSH
34

BRAYLAN SHELBY

Friendswood, Texas
Friendswood HS

Fr. | 6'5 | 235

2023

Shelby will compete for playing time at rush end as a true freshman in 2023.

HIGH SCHOOL

He was a **Texas First Team 10-5A-1 All-District** selection as a 2022 senior at Friendswood HS (Texas). He was named to the **2022 Houston TD Club Preseason Team** and was selected to be on the final ballot for the WhataBurger Super Team.


In 2021, he was as a unanimous **Texas District 9-5A D-1 First Team** selection as a 2021 junior as he recorded 77 tackles, 12 for loss and 8 sacks.

He was a **Texas District 9-5A D-1 Second Team** selection as a 2020 sophomore.

He also competed in the triple jump and was a Texas 5A regional qualifier as a 2021 junior.

PERSONAL

He is majoring in Business Administration at USC. His father, Shannon, is a former Arkansas defensive end and his brother, Ty, played defensive end at Louisiana Monroe.



OL
61

**JACK
SUSNJAR**

Los Angeles, Calif.
Loyola HS

Fr. | 6'6 | 325

2023

Susnjar will compete for playing time on the offensive line as a true freshman in 2023.


HIGH SCHOOL

He earned **2022 All-Angeles League Second Team** honors and was a **2022 All-CIF Southern Section Division 6** selection and a **2022 Cal Hi Sports All-State Team** honoree as a senior at Loyola. Carrying a GPA upwards of a 4.0, he was named a 2023 National Football Foundation Scholar Athlete.

Current Trojans Miller Moss, Ceyiar Wright, Jac Casasante and Sinjun Astani also prepped at Loyola.

PERSONAL

He is majoring in Accounting at USC.



OL
75

**AMOS
TALALELE**

Santa Clara, Calif.
Santa Clara HS

Fr. | 6'5 | 330


2023

Talalele will compete for playing time on the offensive line as a true freshman in 2023.

HIGH SCHOOL

He was selected as a **2023 Polynesian Bowl All-Star** as a senior offensive lineman at Santa Clara HS.

He made the **2021-22 Santa Clara Valley Athletic League First Team** as a junior.



TE
86

**CJ
WOODS**

Long Beach, Calif.
Brentwood School

R-Jr. | 6'4 | 230

2023

Woods, who transferred to USC in the fall of 2023 from Cal Poly, will compete for playing time at tight end as a redshirt junior.

CAL POLY

Woods did not see action as a redshirt freshman in 2021. He redshirted during the three-game spring 2021 season that replaced the 2020 due to COVID-19 pandemic. He did not play football during the 2022 season.

HIGH SCHOOL

As a senior in 2019, he caught 17 passes for 382 yards and 7 touchdowns, and defensively, he made 44 tackles, with 10 for loss and 6 sacks, a fumble recovery, a forced fumble and 2 PBUs while on varsity at the Brentwood School.

He also played basketball.

PERSONAL

His mother Dr. Nickey Woods is the USC Gould School of Law's Associate Dean for Student Affairs, Diversity, Inclusion and Belonging, and is the Dean of Students for the JD Program. She earned her doctorate in Educational Leadership, with a concentration in Educational Psychology, at the USC Rossier School of Education. She played basketball at UCLA (1994-96). His father, Andy Jr., played basketball at Montana (1988-90) and Washington (1991-94). His uncle, Maurice, played basketball at Washington (1990-94), while his aunt, Denise, played basketball at USC (1996-2000). His great uncle, Frank Stephens, played football at UCLA (1974-78). His aunt, Sina Hilbert, played basketball at Georgia Southern (2005-09). His cousin, Kayla Stephens, played basketball at Alabama State (2014-18), and another cousin, Torii Hilbert, played football at La Verne (2016-17) and Tennessee-Chatanooga (2018-19).



2023 USC FOOTBALL ROSTERS



ALPHABETICAL ROSTER

NO.	NAME	POS.	HGT.	WGT.	BIRTHDAY	CL.(ATH/AC)	EXP.	HOMETOWN (HIGH SCHOOL/JC/COLLEGE)
90	ALEXANDER, Bear	DL	6-3	300	10/7/03	So./So.	TR	Terrell, Texas (IMG Academy/Georgia)
93	ASTANI, Sinjun	DL	6-4	270	5/13/99	Sr./Gr.	1V	Malibu, Calif. (Loyola/San Jose State)
59	BANUELOS, Micah	OL	6-2	300	12/14/04	Fr./Fr.	--	Auburn, Wash. (Kennedy Catholic)
22	BARLOW, Darwin	RB	6-0	220	7/18/01	Sr./Sr.	2V	Newton, Texas (Newton/TCU)
92	BARRS, Kyon	DL	6-2	290	11/9/01	Sr./Gr.	TR	Murrieta, Calif. (Murrieta Mesa/Arizona)
15	BEAVERS JR., Anthony	DB	6-1	210	9/24/02	So*/Jr.	2V	Baldwin Hills, Calif. (St. Bernard)
79	BENTON, De'jon	DL	6-1	270	2/21/01	Sr./Sr.	4V	Pittsburg, Calif. (Pittsburg)
1	BRANCH, Zachariah	WR	5-10	175	3/29/04	Fr./Fr.	--	Las Vegas, Nev. (Bishop Gorman)
8	BRANCH, Zion	DB	6-2	210	10/20/02	Fr./So.	SQ	Las Vegas, Nev. (Bishop Gorman)
52	BRAVOS, Theo	ILB	5-10	210	8/31/02	Jr./Jr.	SQ	Yuba City Calif. (Sutter Union)
16	BROWN, Prophet	DB	5-11	190	2/3/03	So*/Jr.	2V	Sacramento, Calif. (Monterey Trail)
14	BROWN, Raleek	RB	5-8	185	8/01/03	So./So.	1V	Santa Ana, Calif. (Mater Dei)
7	BULLOCK, Calen	DB	6-3	190	4/30/03	Jr./Jr.	2V	Pasadena, Calif. (John Muir)
51	BYRD, Solomon	RUSH	6-3	250	12/1/99	Sr./Gr.	1V	Palmdale, Calif. (Knight/Wyoming)
39	CASASANTE, Jac	SNP	6-0	230	2/6/00	Sr./Sr.	1V	Altadena, Calif. (Loyola)
13	COBB, Mason	ILB	6-0	235	10/29/01	Sr./Sr.	TR	Provo, Utah (Provo/Oklahoma State)
34	COLOMBO, Matt	RB	5-10	195	11/3/01	Jr./Sr.	SQ	El Segundo, Calif. (St. John Bosco)
14	COVINGTON, Jacobo	DB	6-2	200	9/13/01	Jr./Sr.	1V	Chandler, Ariz.(Saguaro/ Washington)
29	CRAWFORD, Maliki	DB	6-4	175	1/19/05	Fr./Fr.	--	Oxnard, Calif.(Pacifica)
25	CURTIS, Tackett	ILB	6-2	225	10/21/03	Fr./Fr.	--	Many, La. (Many)
37	CZAPLICKI, Eddie	PK/P	6-1	205	7/10/03	Jr./Jr.	TR	Charlotte, N.C. (Providence/Arizona State)
9	DAVIS, Raesjon	ILB	6-0	220	4/11/02	Jr./Jr.	2V	Norco, Calif. (Mater Dei)
57	DEDICH, Justin	OL	6-2	295	4/21/00	Sr./Gr.	4V	Temecula, Calif. (Chaparral)
56	DEWERK, Andres	OL	6-7	330	2/18/02	Jr./Sr.	1V	San Jose, Calif. (Los Gatos)
88	ELDRIDGE, Kade	TE	6-4	235	10/2/04	Fr./Fr.	--	Lynden, Wash. (Lynden Christian School)
23	FEGANS, Tre'Quon	DB	6-1	190	9/22/02	Fr./So.	TR	Alabaster, Ala. (Thompson/Alabama)
0	FOREMAN, Korey	DL	6-4	235	11/8/02	Jr./Jr.	2V	Corona, Calif. (Centennial)
18	GENTRY, Eric	ILB	6-6	215	5/20/03	Jr./Jr.	1V	Philadelphia, Pa. (Saints Neumann Goretti/ Arizona State)
28	GORDON, Xamarion	DB	6-1	210	2/3/03	So*/Jr.	2V	Houston, Texas (Warren)
44	GREENE, Sam	RUSH	6-1	235	4/15/04	Fr./Fr.	--	Washington, D.C. (St. Frances Academy)
2	HEIGHT, Romello	RUSH	6-3	230	4/13/01	Jr./Sr.	1V	Dublin, Ga. (Dublin/Auburn)
10	HUDSON, Kyron	WR	6-1	205	5/16/02	So*/Jr.	2V	Duarte, Calif. (Mater Dei)
56	HUGHES, Elijah	DL	6-3	270	6/29/05	Fr./Fr.	--	Arlington, Va. (Washington-Liberty)
1	JACKSON, Domani	DB	6-1	190	11/27/02	So./So.	1V	Santa Ana, Calif. (Mater Dei)
9	JACKSON III, Michael	WR	6-0	200	10/21/02	Jr./Jr.	2V	Las Vegas, Nev. (Desert Pines)
17	JENSEN, Jake	QB	6-1	220	2/25/01	So*/Jr.	SQ	Pleasant Grove, Utah (Pleasant Grove/ BYU/Contra Costa JC)
48	JIMENEZ-FULTON, Daniel	DB	5-10	185	11/15/02	So*/Jr.	SQ	Chandler, Ariz. (Chandler)
6	JONES, Austin	RB	5-10	200	2/7/01	Sr./Sr.	1V	Antioch, Calif. (Bishop O'Dowd/Stanford)
21	JOYNER, Quinten	RB	5-11	205	3/3/05	Fr./Fr.	--	Paige, Texas (Manor)
52	KINGSTON, Jarrett	OL	6-4	305	12/2/99	Sr./Gr.	TR	Anderson, Calif. (Anderson/Washington State)
91	LAFFITTE, Deijon	DL	6-2	305	2/14/05	Fr./Fr.	--	Ontario, Calif. (Colony)
89	LANE, Ja'Kobi	WR	6-4	180	8/5/04	Fr./Fr.	--	Mesa, Ariz. (Red Mountain)
53	LEE, Shane	ILB	6-0	240	12/12/00	Sr./Gr.	1V	Burtonsville, Md. (St. Frances Academy/Alabama)
24	LEMON, Makai	WR	5-11	190	6/2/04	Fr./Fr.	--	Los Alamitos, Calif. (Los Alamitos)
0	LLOYD, MarShawn	RB	5-9	210	1/5/01	Jr./Sr.	TR	Wilmington, Del. (DeMatha Catholic/South Carolina)
62	LOVELACE, Cooper	OL	6-5	300	12/20/00	Sr./Sr.	1V	Prairie Village, Kan. (Shawnee Mission East/ Butler CC)
6	LUCAS, Anthony	DL	6-5	265	10/8/04	So./So.	TR	Scottsdale, Ariz. (Chaparral/Texas A&M)
46	LYNCH, Denis	PK	5-8	190	6/26/03	So*/Jr.	1V	Newbury Park, Calif. (Newbury Park)
41	MADDEN, Garrison	ILB	6-3	220	12/11/03	Fr./So.	SQ	Hampton, Ga. (Dutchtown)
57	MARCHETTI, Roman	ILB	6-2	215	12/22/03	So./So.	SQ	Tustin, Calif. (Foothill)
35	McALLISTER, Michael	P	6-2	220	3/3/02	Jr./Sr.	SQ	Carlsbad, Calif. (La Costa Canyon)
87	McREE, Lake	TE	6-4	245	9/4/02	So*/Jr.	2V	Austin, Texas (Lake Travis)
48	MEUNIER, Daniel	SNP	5-10	230	12/21/00	Sr./Sr.	SQ	Lynwood, Calif. (Bishop Mora Salesian/ El Camino CC)
78	MILEK, Andrew	OL	6-5	315	2/2/01	Jr./Sr.	3V	Chandler, Ariz. (Brophy Prep)
79	MONHEIM, Jonah	OL	6-5	300	6/7/02	Jr./Sr.	3V	Moorpark, Calif. (Moorpark)
85	MOORE, Jaden	WR	6-0	180	1/30/05	Fr./Fr.	--	La Jolla, Calif. (The Bishop's School)
7	MOSS, Miller	QB	6-2	200	3/19/02	So*/Jr.	2V	Los Angeles, Calif. (Bishop Alemany)
10	MUHAMMAD, Jamil	RUSH	6-1	250	2/1/01	Sr./Gr.	TR	Madison, Ala. (James Clemens/ Georgia State)



2023 ALPHABETICAL ROSTER

NO.	NAME	POS.	HGT.	WGT.	BIRTHDAY	CL.(ATH/AC)	EXP.	HOMETOWN (HIGH SCHOOL/JC/COLLEGE)
76	MURPHY, Mason	OL	6-5	310	6/21/03	So.*/Jr.	1V	Riverside, Calif. (JSerra Catholic)
8	NELSON, Malachi	QB	6-3	190	12/7/03	Fr./Fr.	--	Los Alamitos, Calif. (Los Alamitos)
46	NERHUS, Corey	WR	5-9	210	6/1/01	Jr./Jr.	SQ	Huntington Beach, Calif. (Mater Dei/ Orange Coast CC)
77	NOA, Alani	OL	6-4	325	10/7/05	Fr./Fr.	--	Sacramento, Calif. (Grant Union)
67	O'CONNOR, Kilian	OL	6-1	285	5/6/03	So./So.	SQ	Ladera Ranch, Calif. (Santa Margarita Catholic)
95	OTTE, Luke	TE	6-5	260	5/22/98	So./So.	SQ	Simi Valley, Calif. (Simi Valley/Mira Mar CC)
72	PAIGE, Elijah	OL	6-7	310	2/199/05	Fr./Fr.	--	Phoenix, Ariz. (Pinnacle)
42	PALMER, Deuce	ILB	6-1	215	9/15/01	Sr.*/Gr.	TR	Danville, Calif. (San Ramon Valley/SMU)
35	PEEVY, DJ	RUSH	6-3	265	9/21/05	Fr./Fr.	--	San Diego, Calif. (Lincoln)
94	PEPE, Kobe	DL	6-2	320	3/31/01	Jr.*/Sr.	2V	Long Beach, Calif. (St. John Bosco)
27	PETERSON, A'Marion	RB	6-0	215	11/10/04	Fr./Fr.	--	Wichita Falls, Texas (Hirschi)
24	PIERCE, Christian	DB	6-1	195	11/1/04	Fr./Fr.	--	Fontana, Calif. (Rancho Cucamonga)
39	POMERANTZ, Garrett	RUSH	6-2	210	10/19/03	So./So.	SQ	Las Vegas, Nev. (Bishop Gorman)
70	PREGNON, Emmanuel	OL	6-5	315	10/4/01	Jr.*/Sr.	TR	Denver, Colo. (Jefferson/Wyoming)
66	QUINONES, Gino	OL	6-3	300	4/5/00	Sr.*/Sr.	2V	Ewa Beach, Hawaii (Saint Louis)
38	RAGSDALE, Vincent	DB	5-11	180	10/20/00	Sr.*/Sr.	SQ	San Juan Capistrano, Calif. (JSerra Catholic)
73	RAYMOND, Tobias	OL	6-7	300	1/25/05	Fr./Fr.	--	Ventura, Calif. (Ventura)
2	RICE, Brenden	WR	6-3	210	3/18/02	Sr./Sr.	1V	Chandler, Ariz. (Hamilton/Colorado)
19	ROBINSON, Duce	WR	6-6	225	1/19/05	Fr./Fr.	--	Phoenix, Ariz. (Pinnacle)
95	ROBLES, Tyler	PK	5-7	170	12/7/04	Fr./Fr.	--	Encinitas, Calif. (La Costa Canyon)
17	ROLAND-WALLACE, Christian	DB	6-0	200	11/23/01	Sr.*/Gr.	TR	Palmdale, Calif. (Williams J. Knight/Arizona)
36	ROSE, Will	P	6-1	195	4/30/01	Sr.*/Gr.	1V	Long Beach, Calif. (St. John Bosco)
26	ROSS, Fabian	DB	6-0	200	5/5/03	So./So.	1V	Las Vegas, Nev. (Bishop Gorman)
28	ROY, Gage	QB	6-2	200	11/7/03	So./So.	SQ	Dallas, Texas (Jesuit Dallas)
42	RYAN, Danny	WR	6-1	195	10/22/01	Jr.*/Sr.	SQ	Larkspur, Calif. (St. Ignatius)
40	SHAMBLIN, Ty	WR	5-11	195	12/16/01	Jr.*/Sr.	SQ	Carpinteria, Calif. (Oaks Christian)
27	SHAW, Bryn	DB	6-0	190	3/29/00	Sr.*/Sr.	1V	Eldersburg, Md. (Bullis School/ Ohio State)
34	SHELBY, Braylan	RUSH	6-5	245	8/10/05	Fr./Fr.	--	Friendswood, Texas (Friendswood)
40	SIMPSON, L	DB	6-0	205	8/4/00	Jr.*/Sr.	SQ	Chatsworth, Calif. (Sierra Canyon/ Loyola Marymount)
15	SINGER, Dorian	WR	6-0	180	10/16/02	Jr./Jr.	TR	Saint Paul, Minn. (Pinnacle/Arizona)
42	SLEEP-DALTON, Aady	P	6-1	190	6/19/98	Sr./Sr.	1V	Geelong, Australia
19	SMITH, Jaylin	DB	5-11	180	11/5/03	Jr./Jr.	2V	Palmdale, Calif. (Bishop Alemany)
99	SULLIVAN, Jack	DL	6-5	275	10/10/99	Sr.*/Gr.	TR	Plainfield, Ill. (Plainfield East/Purdue)
61	SUSNJAR, Jack	OL	6-5	350	10/9/04	Fr./Fr.	--	Los Angeles, Calif. (Loyola)
84	TABARACCI, Carson	TE	6-2	230	10/16/03	Fr.*/So.	SQ	Park City, Utah (Park City/Utah)
75	TALALELE, Amos	OL	6-4	355	3/7/05	Fr./Fr.	--	Santa Clara, Calif. (Santa Clara)
31	TALENI, Tyrone	DL	6-2	275	6/10/96	Sr.*/Sr.	1V	Savai'i, Western Samoa (Vaiola College/ Mt. San Antonio JC/Kansas State)
71	TARQUIN, Michael	OL	6-5	300	6/14/01	Sr.*/Gr.	TR	Ocala, Fla. (North Marion/Florida)
47	TA'UFO'OU, Stanley	DL	6-2	275	1/30/00	Sr.*/Sr.	4V	Simi Valley, Calif. (Grace Brethren)
37	THOMPSON, Devan	DL	6-5	255	2/11/04	Fr.*/So.	1V	Stockton, Calif. (Edison)
30	THOMPSON JR., Chris	ILB	6-2	230	9/9/01	Sr./Sr.	2V	Duncanville, Texas (Duncanville/Auburn)
65	TUCKER, Grant	OL	6-2	260	3/3/02	Sr./Sr.	SQ	Colorado Springs, Colo. (Rampart)
58	TULIAUPUPU, Solomon	DL	6-3	270	3/20/00	Sr.*/Gr.	1V	Santa Ana, Calif. (Mater Dei)
31	WARD, Isaac	QB	5-10	185	12/6/01	Jr.*/Sr.	SQ	Athens, Ga. (Clarke Central)
16	WASHINGTON, Tahj	WR	5-10	175	5/16/01	Sr.*/Sr.	2V	Marshall, Texas (Marshall/Memphis)
53	WENETA, Nathan	SNP	6-0	235	6/28/00	Jr.*/Sr.	SQ	San Diego, Calif. (Cathedral Catholic/Purdue)
98	WHITE, Garth	PK-P	6-3	215	8/18/00	Jr./Jr.	SQ	Westlake, Calif. (Oaks Christian/Ventura JC)
13	WILLIAMS, Caleb	QB	6-1	215	11/18/01	Jr./Jr.	1V	Washington, D.C. (Gonzaga College/Oklahoma)
4	WILLIAMS, Mario	WR	5-9	175	1/21/03	Jr./Jr.	1V	Tampa, Fla. (Plant City/Oklahoma)
4	WILLIAMS, Max	DB	5-9	185	8/28/00	Sr.*/Sr.	3V	Carson, Calif. (Serra)
18	WOLFE, Jude	TE	6-5	240	2/11/01	Sr.*/Gr.	4V	Laguna Hills, Calif. (St. John Bosco)
86	WOODS, CJ	TE	6-2	240	3/8/01	Jr.*/Sr.	TR	Long Beach, Calif. (Brentwood School)
22	WRIGHT, Ceyair	DB	6-0	180	12/19/02	So.*/Jr.	2V	Los Angeles, Calif. (Loyola)
44	ZAMORA, Josiah	WR	5-8	175	11/21/01	So.*/Jr.	SQ	Monrovia, Calif. (Mater Dei)

*Used up redshirt year

HEAD COACH: Lincoln RILEY (Texas Tech, 2006), Second Year

ASSISTANT COACHES: Alex GRINCH, Defensive Coordinator (Missouri, 2004); Zach HANSON, Tight Ends (Kansas State, 2010); Josh HENSON, Offensive Coordinator/Offensive Line (Oklahoma State, 1998); Luke HUARD, Inside Wide Receivers Coach (North Carolina, 2002); Roy MANNING, Outside Linebackers/Nickels/Assistant Head Coach for Defense (Michigan, 2004); Kiel McDONALD, Running Backs (Sacramento State, 2006); Shaun NUA, Defensive Line (BYU, 2005); Brian ODOM, Inside Linebackers/Associate Head Coach for Defense (Southeastern Oklahoma State, 2004); Dennis SIMMONS, Assistant Head Coach/Outside Wide Receivers/Offensive Passing Game Coordinator (BYU, 1996); Donte WILLIAMS, Defensive Backs/Defensive Passing Game Coordinator (Idaho State, 2006)

DIRECTOR OF FOOTBALL SPORTS PERFORMANCE: Bennie WYLIE (Sam Houston State, 1999)



NUMERICAL ROSTER

NO.	NAME	POS.	HGT.	WGT.	BIRTHDAY	CL.(ATH/AC)	EXP.	HOMETOWN (HIGH SCHOOL/JC/COLLEGE)
0	LLOYD, MarShawn	RB	5-9	210	1/5/01	Jr./Sr.	TR	Wilmington, Del. (DeMatha Catholic/South Carolina)
0	FOREMAN, Korey	DL	6-4	235	11/8/02	Jr./Jr.	2V	Corona, Calif. (Centennial)
1	BRANCH, Zachariah	WR	5-10	175	3/29/04	Fr./Fr.	--	Las Vegas, Nev. (Bishop Gorman)
1	JACKSON, Domani	DB	6-1	190	11/27/02	So./So.	1V	Santa Ana, Calif. (Mater Dei)
2	RICE, Brenden	WR	6-3	210	3/18/02	Sr./Sr.	1V	Chandler, Ariz. (Hamilton/Colorado)
2	HEIGHT, Romello	RUSH	6-3	230	4/13/01	Jr./Sr.	1V	Dublin, Ga. (Dublin/Auburn)
4	WILLIAMS, Mario	WR	5-9	175	1/21/03	Jr./Jr.	1V	Tampa, Fla. (Plant City/Oklahoma)
4	WILLIAMS, Max	DB	5-9	185	8/28/00	Sr./Sr.	3V	Carson, Calif. (Serra)
6	JONES, Austin	RB	5-10	200	2/7/01	Sr./Sr.	1V	Antioch, Calif. (Bishop O'Dowd/Stanford)
6	LUCAS, Anthony	DL	6-5	265	10/8/04	So./So.	TR	Scottsdale, Ariz. (Chapparal/Texas A&M)
7	MOSS, Miller	QB	6-2	200	3/19/02	So.*/Jr.	2V	Los Angeles, Calif. (Bishop Alemany)
7	BULLOCK, Calen	DB	6-3	190	4/30/03	Jr./Jr.	2V	Pasadena, Calif. (John Muir)
8	NELSON, Malachi	QB	6-3	190	12/7/03	Fr./Fr.	--	Los Alamitos, Calif. (Los Alamitos)
8	BRANCH, Zion	DB	6-2	210	10/20/02	Fr./So.	SQ	Las Vegas, Nev. (Bishop Gorman)
9	JACKSON III, Michael	WR	6-0	200	10/21/02	Jr./Jr.	2V	Las Vegas, Nev. (Desert Pines)
9	DAVIS, Raesjon	ILB	6-0	220	4/11/02	Jr./Jr.	2V	Norco, Calif. (Mater Dei)
10	HUDSON, Kyrone	WR	6-1	205	5/16/02	So.*/Jr.	2V	Duarte, Calif. (Mater Dei)
10	MUHAMMAD, Jamil	RUSH	6-1	250	2/1/01	Sr./Gr.	TR	Madison, Ala. (James Clemens/ Georgia State)
13	WILLIAMS, Caleb	QB	6-1	215	11/18/01	Jr./Jr.	1V	Washington, D.C. (Gonzaga College/Oklahoma)
13	COBB, Mason	ILB	6-0	235	10/29/01	Sr./Sr.	TR	Provo, Utah (Provo/Oklahoma State)
14	BROWN, Raleek	RB	5-8	185	8/01/03	So./So.	1V	Santa Ana, Calif. (Mater Dei)
14	COVINGTON, Jacobe	DB	6-2	200	9/13/01	Jr./Sr.	1V	Chandler, Ariz. (Saguaro/ Washington)
15	SINGER, Dorian	WR	6-0	180	10/16/02	Jr./Jr.	TR	Saint Paul, Minn. (Pinnacle/Arizona)
15	BEAVERS JR., Anthony	DB	6-1	210	9/24/02	So.*./Jr.	2V	Baldwin Hills, Calif. (St. Bernard)
16	WASHINGTON, Tahj	WR	5-10	175	5/16/01	Sr./Sr.	2V	Marshall, Texas (Marshall/Memphis)
16	BROWN, Prophet	DB	5-11	190	2/3/03	So.*/Jr.	2V	Sacramento, Calif. (Monterey Trail)
17	JENSEN, Jake	QB	6-1	220	2/25/01	So.*/Jr.	SQ	Pleasant Grove, Utah (Pleasant Grove/ BYU/Contra Costa JC)
17	ROLAND-WALLACE, Christian	DB	6-0	200	11/23/01	Sr.*/Gr.	TR	Palmdale, Calif. (Williams J. Knight/Arizona)
18	WOLFE, Jude	TE	6-5	240	2/11/01	Sr.*/Gr.	4V	Laguna Hills, Calif. (St. John Bosco)
18	GENTRY, Eric	ILB	6-6	215	5/20/03	Jr./Jr.	1V	Philadelphia, Pa. (Saints Neumann Goretti/ Arizona State)
19	ROBINSON, Duce	WR	6-6	225	1/19/05	Fr./Fr.	--	Phoenix, Ariz. (Pinnacle)
19	SMITH, Jaylin	DB	5-11	180	11/5/03	Jr./Jr.	2V	Palmdale, Calif. (Bishop Alemany)
21	JOYNER, Quinten	RB	5-11	205	3/3/05	Fr./Fr.	--	Paige, Texas (Manor)
22	BARLOW, Darwin	RB	6-0	220	7/18/01	Sr.*/Sr.	2V	Newton, Texas (Newton/TCU)
22	WRIGHT, Ceyair	DB	6-0	180	12/19/02	So.*/Jr.	2V	Los Angeles, Calif. (Loyola)
23	FEGANS, Tre'Quon	DB	6-1	190	9/22/02	Fr.*/So.	TR	Alabaster, Ala. (Thompson/Alabama)
24	LEMON, Makai	WR	5-11	190	6/2/04	Fr./Fr.	--	Los Alamitos, Calif. (Los Alamitos)
24	PIERCE, Christian	DB	6-1	195	11/1/04	Fr./Fr.	--	Fontana, Calif. (Rancho Cucamonga)
25	CURTIS, Tackett	ILB	6-2	225	10/21/03	Fr./Fr.	--	Many, La. (Many)
26	ROSS, Fabian	DB	6-0	200	5/5/03	So./So.	1V	Las Vegas, Nev. (Bishop Gorman)
27	PETERSON, A'Marion	RB	6-0	215	11/10/04	Fr./Fr.	--	Wichita Falls, Texas (Hirschi)
27	SHAW, Bryson	DB	6-0	190	3/29/00	Sr.*/Sr.	1V	Eldersburg, Md. (Bullis School/ Ohio State)
28	ROY, Gage	QB	6-2	200	11/7/03	So./So.	SQ	Dallas, Texas (Jesus Dallas)
28	GORDON, Xamarion	DB	6-1	210	2/3/03	So.*./Jr.	2V	Houston, Texas (Warren)
29	CRAWFORD, Maliki	DB	6-4	175	1/19/05	Fr./Fr.	--	Oxnard, Calif. (Pacifica)
30	THOMPSON JR., Chris	ILB	6-2	230	9/9/01	Sr./Sr.	2V	Duncanville, Texas (Duncanville/Auburn)
31	WARD, Isaac	QB	5-10	185	12/6/01	Jr.*/Sr.	SQ	Athens, Ga. (Clarke Central)
31	TALENI, Tyrone	DL	6-2	275	6/10/96	Sr.*/Sr.	1V	Savai'i, Western Samoa (Vaiola College/ Mt. San Antonio JC/Kansas State)
34	COLOMBO, Matt	RB	5-10	195	11/3/01	Jr.*/Sr.	SQ	El Segundo, Calif. (St. John Bosco)
34	SHELBY, Braylan	RUSH	6-5	245	8/10/05	Fr./Fr.	--	Friendswood, Texas (Friendswood)
35	PEEVY, DJ	RUSH	6-3	265	9/21/05	Fr./Fr.	--	San Diego, Calif. (Lincoln)
35	McALLISTER, Michael	P	6-2	220	3/3/02	Jr.*/Sr.	SQ	Carlsbad, Calif. (La Costa Canyon)
36	ROSE, Will	P	6-1	195	4/30/01	Sr.*/Gr.	1V	Long Beach, Calif. (St. John Bosco)
37	THOMPSON, Devan	DL	6-5	255	2/11/04	Fr.*/So.	1V	Stockton, Calif. (Edison)
37	CZAPLICKI, Eddie	PK/P	6-1	205	7/10/03	Jr./Jr.	TR	Charlotte, N.C. (Providence/Arizona State)
38	RAGSDALE, Vincent	DB	5-11	180	10/20/00	Sr.*/Sr.	SQ	San Juan Capistrano, Calif. (JSerra Catholic)
39	POMERANTZ, Garrett	RUSH	6-2	210	10/19/03	So./So.	SQ	Las Vegas, Nev. (Bishop Gorman)
39	CASASANTE, Jac	SNP	6-0	230	2/6/00	Sr.*/Sr.	1V	Altadena, Calif. (Loyola)
40	SHAMBLIN, Ty	WR	5-11	195	12/16/01	Jr.*/Sr.	SQ	Carpinteria, Calif. (Oaks Christian)
40	SIMPSON, L	DB	6-0	205	8/4/00	Jr.*/Sr.	SQ	Chatsworth, Calif. (Sierra Canyon/ Loyola Marymount)
41	MADDEN, Garrison	ILB	6-3	220	12/11/03	Fr.*/So.	SQ	Hampton, Ga. (Dutchtown)

2023 USC NUMERICAL ROSTER

NO.	NAME	POS.	HGT.	WGT.	BIRTHDAY	CL.(ATH/AC)	EXP.	HOMETOWN (HIGH SCHOOL/JC/COLLEGE)
42	RYAN, Danny	WR	6-1	195	10/22/01	Jr./Sr.	SQ	Larkspur, Calif. (St. Ignatius)
42	PALMER, Deuce	ILB	6-1	215	9/15/01	Sr./Gr.	TR	Danville, Calif. (San Ramon Valley/SMU)
42	SLEEP-DALTON, Aadyn	P	6-1	190	6/19/98	Sr./Sr.	1V	Geelong, Australia
44	ZAMORA, Josiah	WR	5-8	175	11/21/01	So./Jr.	SQ	Monrovia, Calif. (Mater Dei)
44	GREENE, Sam	RUSH	6-1	235	4/15/04	Fr./Fr.	--	Washington, D.C. (St. Frances Academy)
46	NERHUS, Corey	WR	5-9	210	6/1/01	Jr./Jr.	SQ	Huntington Beach, Calif. (Mater Dei/ Orange Coast CC)
46	LYNCH, Denis	PK	5-8	190	6/26/03	So./Jr.	1V	Newbury Park, Calif. (Newbury Park)
47	TA'UFO'OU, Stanley	DL	6-2	275	1/30/00	Sr./Sr.	4V	Simi Valley, Calif. (Grace Brethren)
48	JIMENEZ-FULTON, Daniel	DB	5-10	185	11/15/02	So./Jr.	SQ	Chandler, Ariz. (Chandler)
48	MEUNIER, Daniel	SNP	5-10	230	12/21/00	Sr./Sr.	SQ	Lynwood, Calif. (Bishop Mora Salesian/ El Camino CC)
51	BYRD, Solomon	RUSH	6-3	250	12/1/99	Sr./Gr.	1V	Palmdale, Calif. (Knight/Wyoming)
52	KINGSTON, Jarrett	OL	6-4	305	12/2/99	Sr./Gr.	TR	Anderson, Calif. (Anderson/Washington State)
52	BRAVOS, Theo	ILB	5-10	210	8/31/02	Jr./Jr.	SQ	Yuba City Calif. (Sutter Union)
53	LEE, Shane	ILB	6-0	240	12/12/00	Sr./Gr.	1V	Burtonsville, Md. (St. Frances Academy/Alabama)
53	WENETA, Nathan	SNP	6-0	235	6/28/00	Jr./Sr.	SQ	San Diego, Calif. (Cathedral Catholic/Purdue)
56	DEWERK, Andres	OL	6-7	330	2/18/02	Jr./Sr.	1V	San Jose, Calif. (Los Gatos)
56	HUGHES, Elijah	DL	6-3	270	6/29/05	Fr./Fr.	--	Arlington, Va. (Washington-Liberty)
57	DEDICH, Justin	OL	6-2	295	4/21/00	Sr./Gr.	4V	Temecula, Calif. (Chaparral)
57	MARCHETTI, Roman	ILB	6-2	215	12/22/03	So./So.	SQ	Tustin, Calif. (Foothill)
58	TULIAUPUPU, Solomon	DL	6-3	270	3/20/00	Sr./Gr.	1V	Santa Ana, Calif. (Mater Dei)
59	BANUELOS, Micah	OL	6-2	300	12/14/04	Fr./Fr.	--	Auburn, Wash. (Kennedy Catholic)
61	SUSNJAR, Jack	OL	6-5	350	10/9/04	Fr./Fr.	--	Los Angeles, Calif. (Loyola)
62	LOVELACE, Cooper	OL	6-5	300	12/20/00	Sr./Sr.	1V	Prairie Village, Kan. (Shawnee Mission East/ Butler CC)
65	TUCKER, Grant	OL	6-2	260	3/3/02	Sr./Sr.	SQ	Colorado Springs, Colo. (Rampart)
66	QUINONES, Gino	OL	6-3	300	4/5/00	Sr./Sr.	2V	Ewa Beach, Hawaii (Saint Louis)
67	O'CONNOR, Kilian	OL	6-1	285	5/6/03	So./So.	SQ	Ladera Ranch, Calif. (Santa Margarita Catholic)
70	PREGNON, Emmanuel	OL	6-5	315	10/4/01	Jr./Sr.	TR	Denver, Colo. (Jefferson/Wyoming)
71	TARQUIN, Michael	OL	6-5	300	6/14/01	Sr./Gr.	TR	Ocala, Fla. (North Marion/Florida)
72	PAIGE, Elijah	OL	6-7	310	2/199/05	Fr./Fr.	--	Phoenix, Ariz. (Pinnacle)
73	RAYMOND, Tobias	OL	6-7	300	1/25/05	Fr./Fr.	--	Ventura, Calif. (Ventura)
75	TALALELE, Amos	OL	6-4	355	3/7/05	Fr./Fr.	--	Santa Clara, Calif. (Santa Clara)
76	MURPHY, Mason	OL	6-5	310	6/21/03	So./Jr.	1V	Riverside, Calif. (JSerra Catholic)
77	NOA, Alani	OL	6-4	325	10/7/05	Fr./Fr.	--	Sacramento, Calif. (Grant Union)
78	MILEK, Andrew	OL	6-5	315	2/2/01	Jr./Sr.	3V	Chandler, Ariz. (Brophy Prep)
79	MONHEIM, Jonah	OL	6-5	300	6/7/02	Jr./Sr.	3V	Moorpark, Calif. (Moorpark)
79	BENTON, De'jon	DL	6-1	270	2/21/01	Sr./Sr.	4V	Pittsburg, Calif. (Pittsburg)
84	TABARACCI, Carson	TE	6-2	230	10/16/03	Fr./So.	SQ	Park City, Utah (Park City/Utah)
85	MOORE, Jaden	WR	6-0	180	1/30/05	Fr./Fr.	--	La Jolla, Calif. (The Bishop's School)
86	WOODS, CJ	TE	6-2	240	3/8/01	Jr./Sr.	TR	Long Beach, Calif. (Brentwood School)
87	McREE, Lake	TE	6-4	245	9/4/02	So./Jr.	2V	Austin, Texas (Lake Travis)
88	ELDRIDGE, Kade	TE	6-4	235	10/2/04	Fr./Fr.	--	Lynden, Wash. (Lynden Christian School)
89	LANE, Ja'Kobi	WR	6-4	180	8/5/04	Fr./Fr.	--	Mesa, Ariz. (Red Mountain)
90	ALEXANDER, Bear	DL	6-3	300	10/7/03	So./So.	TR	Terrell, Texas (IMG Academy/Georgia)
91	LAFFITTE, Deijon	DL	6-2	305	2/14/05	Fr./Fr.	--	Ontario, Calif. (Colony)
92	BARRS, Kyon	DL	6-2	290	11/9/01	Sr./Gr.	TR	Murrieta, Calif. (Murrieta Mesa/Arizona)
93	ASTANI, Sinjun	DL	6-4	270	5/13/99	Sr./Gr.	1V	Malibu, Calif. (Loyola/San Jose State)
94	PEPE, Kobe	DL	6-2	320	3/31/01	Jr./Sr.	2V	Long Beach, Calif. (St. John Bosco)
95	OTTE, Luke	TE	6-5	260	5/22/98	So./So.	SQ	Simi Valley, Calif. (Simi Valley/Mira Mar CC)
95	ROBLES, Tyler	PK	5-7	170	12/7/04	Fr./Fr.	--	Encinitas, Calif. (La Costa Canyon)
98	WHITE, Garth	PK-P	6-3	215	8/18/00	Jr./Jr.	SQ	Westlake, Calif. (Oaks Christian/Ventura JC)
99	SULLIVAN, Jack	DL	6-5	275	10/10/99	Sr./Gr.	TR	Plainfield, Ill. (Plainfield East/Purdue)

*Used up redshirt year

HEAD COACH: Lincoln RILEY (Texas Tech, 2006), Second Year

ASSISTANT COACHES: Alex GRINCH, Defensive Coordinator (Missouri, 2004); Zach HANSON, Tight Ends (Kansas State, 2010); Josh HENSON, Offensive Coordinator/Offensive Line (Oklahoma State, 1998); Luke HUARD, Inside Wide Receivers Coach (North Carolina, 2002); Roy MANNING, Outside Linebackers/Nickels/Assistant Head Coach for Defense (Michigan, 2004); Kiel McDONALD, Running Backs (Sacramento State, 2006); Shaun NUA, Defensive Line (BYU, 2005); Brian ODOM, Inside Linebackers/Associate Head Coach for Defense (Southeastern Oklahoma State, 2004); Dennis SIMMONS, Assistant Head Coach/Outside Wide Receivers/Offensive Passing Game Coordinator (BYU, 1996); Donte WILLIAMS, Defensive Backs/Defensive Passing Game Coordinator (Idaho State, 2006)

DIRECTOR OF FOOTBALL SPORTS PERFORMANCE: Bennie WYLIE (Sam Houston State , 1999)



Pronunciation Guide

PLAYERS

ASTANI, Sinjun	uh-STAH-nee, SIN-jhin
BANUELOS, Micah	ban-WAY-los
BARRS, Kyon	KEY-ohn
BENTON, De'jon	BEN-tun, DAY-zjahn
BRANCH, Zion	ZAI-aan
BROWN, Prophet	PRA-fet
BROWN, Raleek	rah-LEEK
BULLOCK, Calen	bul-LOCK, CAY-lin
BYRD, Solomon	BIRD, SAUL-uh-mun
CASASANTE, Jac	cass-uh-SOHN-tay, JACK
COLOMBO, Matt	cuh-LUM-boe
COVINGTON, Jacobe	kuh-VING-tun, juh- COE-bee
CRAWFORD, Maliki	ma-LI-kai
CZAPLICKI, Eddie	chuh-PLLEEZ-kee
DAVIS, Raesjon	DAY-vis, RAY-jhon
DEDICH, Justin	DEED-itsh
DEWERK, Andres	duh-WORK, ON-drus
FEGANS, Tre'Quon	FAY-gins, TRAY-kwan
FOREMAN, Korey	FOR-mun, CORE-ee
GORDON, Xamarion	GORE-dun, zuh-MAR-ee-on
HEIGHT, Romello	row-MELL-owe
HUDSON, Kyron	HUD-sun, KYE-ron
JACKSON, Domani	do-MON-ee
JIMENEZ-FULTON, Daniel	hee-MEN-ez-FULL-tun
LAFFITTE, Deijon	lah-FEET, DAY-zjahn
LANE, Ja'Kobi	juh-COE-bee
LEMON, Makai	muh-KAI
MARCHETTI, Roman	mar-KEH-tee, ROE-min
McCALLISTER, Michael	muh-CAL-us-tur
McREE, Lake	muh-CREE
MEUNIER, Daniel	moon-YAY (like say)
MILEK, Andrew	MILL-ick
MONHEIM, Jonah	MAHN-hime, JOE-nuh
MUHAMMAD, Jamil	juh-MILL
NELSON, Malachi	ma-LUH-kai
NERHUS, Corey	NEAR-hoose
NDA, Alani	no-uh, uh-LAWN-ee
O'CONNOR, Kilian	ki-EE-uhn
OTTE, Luke	AWH-tee
PEPE, Kobe	PEP-pay, COE-bee
PETERSON, A'Marion	uh-MAHR-ee-on
POMERANTZ, Garrett	POM-er-ants
PREGNON, Emmanuel	ee-MAN-ewe-well
QUINONES, Gino	cue-NOE-nez, GEE-noe
ROSS, Fabian	FAY-bee-uhn
SHAMBLIN, Ty	SHAM-blin
SHAW, Bryson	BRY-sun
SLEEP-DALTON, Aady	AY-duhn
SMITH, Jaylin	SMITH, JAY-lun
SUSNJAR, Jack	SUSH-nar
TABARACCI, Carson	tah-buh-RAH-chee
TALALELE, Amos	tah-lah-LAY-lay
TALENI, Tyrone	tuh-LEEN-ee
TARQUIN, Michael	TAR-kwin
TA'UFO'DU, Stanley	tau-FDE-oh
THOMPSON, Devan	DEV-un
TULIAUPUPU, Solomon	too-lee-ow-POO-poo, SAUL-uh-mun
WASHINGTON, Tahj	WASH-ing-ton, TAWJ
WENETA, Nathan	wuh-NET-uh
WOLFE, Jude	WULF
WRIGHT, Ceyair	RITE, see-AIR
ZAMORA, Josiah	zuh-MORE-uh, joe-ZYE-uh

COACHES

HUARD, Luke	YOU-erd
McDONALD, Kiel	KYLE
NUA, Shaun	NOO-uh
WILLIAMS, Donte	WIL-yums, DON-tay
WYLIE, Bennie	BEN-ee

Trojan In-Season Birthdays

August	28	Max Williams
	31	Theo Bravos
September	1	Donte Williams
	4	Lake McRee
	5	Lincoln Riley
	8	Dennis Simmons
	9*	<i>Chris Thompson Jr.</i>
	13	Jacobe Covington
	15	Deuce Palmer
	21	DJ Peevy
	22	Tre'Quon Fegans
	24	Anthony Beavers Jr.
October	1	Luke Huard
	2	Kade Eldridge
	4	Emmanuel Pregon
	7*	<i>Bear Alexander, Alani Noa</i>
	8	Anthony Lucas
	9	Jack Susnjar
	10	Jack Sullivan
	16	Carson Tabaracci, Dorian Singer
	19	Garrett Pomerantz
	20	Zion Branch, Vincent Ragsdale
	21*	<i>Michael Jackson III, Tackett Curtis</i>
	22	Danny Ryan
	29	Mason Cobb
November	1	Christian Pierce
	3	Matt Colombo
	5	Jaylin Smith
	7	Gage Roy
	8	Korey Foreman
	9	Kyon Barrs
	10	A'Marion Peterson
	15	Daniel Jimenez-Fulton
	18*	<i>Caleb Williams</i>

*USC football game day

USC's Youngest Player – Alani Noa (Oct. 7, 2005)

USC's Oldest Player – Tyrone Taleni (June 10, 1996)

2023 Pac-12 Schedule

Sat., Aug. 26	Sat., Oct. 7
San Jose State at USC	Oregon State at California
Thurs., Aug. 31	Washington State at UCLA
Florida at Utah	Colorado at Arizona State
Southern Utah at Arizona State	Arizona at USC
Fri., Sept. 1	Fri., Oct. 13
Stanford at Hawaii	Stanford at Colorado
Sat., Sept. 2	Sat., Oct. 14
Colorado at TCU	California at Utah
Portland State at Oregon	UCLA at Oregon State
Boise State at Washington	Oregon at Washington
California at North Texas	Arizona at Washington State
Nevada at USC	USC at Notre Dame
Washington State at Colorado St.	Sat., Oct. 21
Northern Arizona at Arizona	UCLA at Stanford
Costal Carolina at UCLA	Washington State at Oregon
Sun., Sept. 3	Utah at USC
Oregon State at San Jose State	Arizona State at Washington
Sat., Sept. 9	Sat., Oct. 28
Nebraska at Colorado	Oregon State at Arizona
Utah at Baylor	Washington State at Arizona State
Tulsa at Washington	USC at California
Oregon at Texas Tech	Washington at Stanford
Wisconsin at Washington State	Oregon at Utah
UCLA at San Diego State	Colorado at UCLA
Arizona at Mississippi State	Sat., Nov. 4
UC Davis at Oregon State	UCLA at Arizona
Oklahoma State at Oregon State	Arizona State at Utah
Auburn at California	California at Oregon
Stanford at USC	Washington at USC
Sat., Sept. 16	Stanford at Washington State
Weber State at Utah	Oregon State at Colorado
San Diego State at Oregon State	Sat., Nov. 11
Idaho at California	Washington State at California
Washington at Michigan State	USC at Oregon
UNC Central at UCLA	Stanford at Oregon State
Northern Colorado at Wash. State	Arizona State at UCLA
Sacramento State at Stanford	Utah at Washington
Hawaii at Oregon	Arizona at Colorado
Colorado State at Colorado	Fri., Nov. 17
Fresno State and Arizona State	Colorado at Washington State
UTEP at Arizona	Sat., Nov. 18
Sat., Sept. 23	Utah at Arizona
USC at Arizona State	Oregon at Arizona State
Arizona at Stanford	Washington at Oregon State
UCLA at Utah	UCLA at USC
California at Washington	California at Stanford
Oregon State at Wash. State	Fri., Nov. 24
Colorado at Oregon	Oregon State at Oregon
Fri., Sept. 29	Sat., Nov. 25
Utah at Oregon State	Arizona at Arizona State
Sat., Sept. 30	Notre Dame at Stanford
Washington at Arizona	California at UCLA
Arizona State at California	Washington State at Washington
Oregon at Stanford	Colorado at Utah
USC at Colorado	Fri., Dec. 1
	Pac-12 Champ. Game, Las Vegas, NV





2023 SQUAD BREAKDOWNS

Experience Breakdown

Following is a breakdown of the 2023 USC football team. Players listed in CAPITAL LETTERS were 2022 starters (with number of starts in parentheses). Players with a “^ [x]” were 2022 co-starters (with number of starts in parentheses). Players with a “# [x]” were 2022 part-time starters (with number of starts in parentheses). Players with a “*” were 2021 lettermen.

RETURNING SQUADMEN (72)

OFFENSE (18)

Darwin Barlow, RB * (5)
Raleek Brown, RB*
JUSTIN DEDICH, OL* (20)
Andres Dewerk, OL*
Kyron Hudson, WR*
Michael Jackson III, WR *# (1)
Austin Jones, RB** (17)
Lake McRee, TE*# (3)
Andrew Milek, OL*
JONAH MONHEIM, OL*# (21)
Miller Moss, QB*
Mason Murphy, OL*# (5)
Gino Quinones, OL*# (2)
BRENDEN RICE, WR* (24)
TAHJ WASHINGTON, WR* (32)
CALEB WILLIAMS, QB* (21)
MARIO WILLIAMS, WR* (10)
Jude Wolfe, TE* (1)

DEFENSE (24)

Sinjun Astani, DL*
Anthony Beavers Jr., DB*
De’jon Benton, DL*
Prophet Brown, DB* (1)
CALEN BULLOCK, DB*# (14)
Solomon Byrd, RUSH*# (11)
Jacobe Covington, DB*# (3)
Raesjon Davis, ILB*
Korey Foreman, DL *
ERIC GENTRY, ILB* (12)
Xamarion Gordon, DB*
Romello Height, RUSH*# (2)
Domani Jackson, DB*
SHANE LEE, ILB* (25)
Kobe Pepe, DL*
Fabian Ross, DB*
Bryson Shaw, DB** (17)
JAYLIN SMITH, DB* (10)
TYRONE TALENI, DL* (9)
STANLEY TA’UFO’OU, DL* (25)
Chris Thompson Jr., ILB* (2)
Solomon Tuliaupupu, DL*
MAX WILLIAMS, DB* (18)
CEYAIR WRIGHT, DB* (11)

SPECIAL TEAMS (4)

Jac Casasante, SNP*
Denis Lynch, PK*
Will Rose, P*
Aadyn Sleep-Dalton, P*

NON-PLAYING SQUADMEN (26)

Zion Branch, DB
Theo Bravos, ILB
Matt Colombo, RB
Jake Jensen, QB
Daniel Jimenez-Fulton, DB
Cooper Lovelace, OL
Garrison Madden, ILB
Roman Marchetti, ILB
Michael McAllister, P
Daniel Meunier, SNP
Cory Nerhus, WR
Kilian O’Connor, OL
Luke Otte, TE
Garrett Pomerantz, RUSH
Vincent Ragsdale, DB
Gage Roy, QB
Danny Ryan, WR
Ty Shamblin, WR
L Simpson, DB
Carson Tabaracci, TE
Devan Thompkins, DL
Grant Tucker, OL
Isaac Ward, QB
Nathan Weneta, SNP
Garth White, PK/P
Josiah Zamora, WR

SPRING 2023

ENROLLEES/ADDITIONS (21)

OFFENSE (10)

Zachariah Branch, WR
Quinten Joyner, RB
Jarrett Kingston, OL
Makai Lemon, WR
MarShawn Lloyd, RB
Malachi Nelson, QB
Elijah Paige, OL
A’Marion Peterson RB
Dorian Singer, WR
Michael Tarquin, OL

DEFENSE (10)

Kyon Barrs, DL
Mason Cobb, ILB
Maliki Crawford, DB
Tackett Curtis, ILB
Sam Greene, RUSH
Anthony Lucas, DL
Jamil Muhammad, RUSH
Christian Pierce, DB
Christian Roland-Wallace, DB
Jack Sullivan, DL

SPECIAL TEAMS (1)

Eddie Czaplicki, PK-P

INCOMING TRANSFERS (5)

OFFENSE (2)

Emmanuel Pregonon, OL
CJ Woods, TE

DEFENSE (3)

Bear Alexander, DL
Tre’Quon Fegans, DB
Deuce Palmer, ILB

SPECIAL TEAMS (0)

INCOMING FRESHMEN (14)

OFFENSE (9)

Micah Banuelos, OL
Kade Eldridge, TE
Ja’Kobi Lane, WR
Jaden Moore, WR
Alani Noa, OL
Tobias Raymond, OL
Duce Robinson, WR
Jack Susnjar, OL
Amos Talalele, OL

DEFENSE (4)

Elijah Hughes, DL
Deijon Laffitte, DL
DJ Peevy, RUSH
Braylan Shelby, RUSH

SPECIAL TEAMS (1)

Tyler Robles, PK

SQUADMEN LOST (43)

OFFENSE (24)

JORDAN ADDISON, WR*
Gary Bryant Jr., WR*
Joe Bryson, OL*
Terrell Bynum, WR*
TRAVIS DYE, RB*
Malcolm Epps, TE*
Josh Faló, TE*
Courtland Ford, OL*
Kyle Ford, WR*
Mo Hasan, QB
BOBBY HASKINS, OL*
John Jackson III, WR*
AJ Mageo, OL*
Sean Mahoney, TE*
BRETT NEILON, OL*
Brandon Outlaw, RB*
Austin Overn, WR
Keegan Patterson, QB
Ethan Rae, TE
Jason Rodriguez, OL
Caadyn Stephen, OL
ANDREW VORHEES, OL*
CJ Williams, WR*
Grant Zane, WR

DEFENSE (18)

Xavion Alford, DB
Briton Allen, DB
Earl Barquet Jr., DL*
MEKHI BLACKMON, DB*
Micah Croom, DB*
NICK FIGUEROA, DL*
Ralen Goforth, ILB*
Joshua Jackson Jr., DB
Tayler Katoa, ILB
Latrell McCutchin, DB*
Colin Mobley, DL
Clyde Moore, ILB
Tuasivi Nomura, ILB*
Adonis Otey, DB
Brandon Pili, DL*
Jamar Sekona, DL*
Julien Simon, ILB*
TULI TUIPULOTU, DL*

SPECIAL TEAMS (1)

Alex Stadthaus, PK*



CLASS BREAKDOWN

SENIORS [32]

Sinjun Astani*
Darwin Barlow*
Kyon Barrs*
De'jon Benton*
Solomon Byrd*
Jac Casasante*
Mason Cobb
Justin Dedich*
Austin Jones*
Jarrett Kingston*
Shane Lee
Cooper Lovelace*
Daniel Meunier
Jamil Muhammad*
Deuce Palmer*
Gino Quinones*
Vincent Ragsdale*
Brenden Rice
Christian Roland-Wallace*
Wille Rose*
Bryson Shaw*
Aadyn Sleep-Dalton
Jack Sullivan*
Tyrone Taleni*
Michael Tarquin*
Stanley Ta'ufu'ou*
Chris Thompson Jr.
Grant Tucker
Solomon Tuliaupupu*
Tahj Washington*
Max Williams*
Jude Wolfe*

JUNIORS [29]

Theo Bravos
Calen Bullock
Matt Colombo*
Jacobe Covington*
Eddie Czaplicki
Raesjon Davis
Andres Dewerk*
Korey Foreman
Eric Gentry
Romello Height*
Michael Jackson III
MarShawn Lloyd*
Michael McAllister*
Andrew Milek*
Jonah Monheim*
Corey Nerhus
Kobe Pepe*
Emmanuel Pregon*
Danny Ryan*
Ty Shamblin*
L Simpson*
Dorian Singer
Jaylin Smith
Isaac Ward*
Nathan Weneta*
Garth White
Caleb Williams
Mario Williams
CJ Woods*

SOPHOMORES [22]

Bear Alexander
Anthony Beavers Jr.*
Prophet Brown*
Raleek Brown
Xamarion Gordon*
Kyrton Hudson*
Domani Jackson
Jake Jensen*
Daniel Jimenez-Fulton*
Anthony Lucas
Denis Lynch*
Roman Marchetti
Lake McRee*
Miller Moss*
Mason Murphy*
Kilian O'Connor
Luke Otte
Garrett Pomerantz
Fabian Ross
Gage Roy
Ceyair Wright*
Josiah Zamora*

FRESHMEN [29]

Micah Banuelos
Zachariah Branch
Zion Branch*
Maliki Crawford
Tackett Curtis
Kade Eldridge
Tre'Quon Fegans*
Sam Greene
Elijah Hughes
Quinten Joyner
Deijon Laffitte
Ja'Kobi Lane
Makai Lemon
Garrison Madden*
Jaden Moore
Malachi Nelson
Alani Noa
Elijah Paige
DJ Peevy
A'Marion Peterson
Christian Pierce
Tobias Raymond
Duce Robinson
Tyler Robles
Braylan Shelby*
Jack Susnjar
Carson Tabaracci*
Amos Talalele
Devan Thompkins*

*Redshirt year used

GEOGRAPHIC BREAKDOWN

(By hometown state/country)

AUSTRALIA [1]

Aadyn Sleep-Dalton

ALABAMA [2]

Tre'Quon Fegans
Jamil Muhammad

ARIZONA [8]

Jacobe Covington
Daniel Jimenez-Fulton
Ja'Kobi Lane
Anthony Lucas
Andrew Milek
Elijah Paige
Brenden Rice
Duce Robinson

CALIFORNIA [60]

Sinjun Astani
Kyon Barrs
Anthony Beavers Jr.
De'jon Benton
Theo Bravos
Prophet Brown
Raleek Brown
Calen Bullock
Solomon Byrd
Jack Casasante
Matt Colombo
Maliki Crawford
Raesjon Davis
Justin Dedich
Andres Dewerk
Korey Foreman
Kyrton Hudson
Domani Jackson
Austin Jones
Jarrett Kingston
Deijon Laffitte
Makai Lemon
Denis Lynch
Roman Marchetti
Michael McAllister
Daniel Meunier
Jonah Monheim
Jaden Moore
Miller Moss
Mason Murphy
Malachi Nelson
Corey Nerhus
Alani Noa
Kilian O'Connor
Luke Otte
Deuce Palmer
DJ Peevy
Kobe Pepe
Christian Pierce
Vincent Ragsdale
Tobias Raymond
Tyler Robles
Christian Roland-Wallace
Will Rose
Danny Ryan
Ty Shamblin
L Simpson
Jaylin Smith
Jack Susnjar
Amos Talalele
Stanley Ta'ufu'ou
Devan Thompkins
Solomon Tuliaupupu
Nathan Weneta
Garth White
Max Williams
Jude Wolfe
CJ Woods
Ceyair Wright
Josiah Zamora

2023 SQUAD BREAKDOWNS

COLORADO [2]

Emmanuel Pregon
Grant Tucker

DELAWARE [1]

MarShawn Lloyd

DISTRICT OF COLUMBIA [2]

Sam Greene
Caleb Williams

FLORIDA [2]

Michael Tarquin
Mario Williams

GEORGIA [3]

Romello Height
Garrison Madden
Isaac Ward

HAWAII [1]

Gino Quinones

ILLINOIS [1]

Jack Sullivan

KANSAS [1]

Cooper Lovelace

LOUISIANA [1]

Tackett Curtis

MARYLAND [2]

Shane Lee
Bryson Shaw

MINNESOTA [1]

Dorian Singer

NEVADA [5]

Zachariah Branch
Zion Branch
Michael Jackson III
Garrett Pomerantz
Fabian Ross

NORTH CAROLINA [1]

Eddie Czaplicki

PENNSYLVANIA [1]

Eric Gentry

TEXAS [10]

Bear Alexander
Darwin Barlow
Xamarion Gordon
Quinten Joyner
Lake McRee
A'Marion Peterson
Gage Roy
Braylan Shelby
Chris Thompson Jr.
Tahj Washington

UTAH [3]

Mason Cobb
Jake Jensen
Carson Tabaracci

VIRGINIA [1]

Elijah Hughes

WASHINGTON [2]

Micah Banuelos
Kade Eldridge

WESTERN SAMOA [1]

Tyrone Taleni

2022 Team/Individual Stats



2022 Results: [Overall: 11-3 | Pac-12: 8-2 | Home: 7-0 | Away: 4-1 | Neutral: 0-2]

Date	AP	Opp. / Rank	TV	Site	Result	Attend.	Top Passer	Top Rusher	Top Receiver	Top Tackeler
9/3	14	Rice	Pac-12	Coliseum	66-14 W	60,113	C. Williams (19-22-249, 2 TDs)	C. Williams (6-68-0)	Washington (4-65-0)	Lee (8)
9/10	14	Stanford	ABC	Stanford, Calif.	44-28 W	43,813	C. Williams (20-27-341, 4 TDs)	Dye (14-105-1)	Addison (7-172-2)	Gentry (10)
9/17	7	Fresno St.	FOX	Coliseum	45-17 W	67,226	C. Williams (25-37-284, 2 TDs)	Jones (12-110-1)	Mar Williams (6-77-0)	Gentry (7)
9/24	7	Oregon St.	Pac-12	Corvallis, Ore.	17-14 W	28,768	C. Williams (16-36-180, 1 TD)	Dye (19-133-1)	Washington (6-67-0)	Lee (12)
10/1	6	Arizona St.	ESPN	Coliseum	42-25 W	62,133	C. Williams (27-37-348, 3 TDs)	Dye (13-62-2)	Addison (8-105-0)	Gentry (6)
10/8	6	Washington St.	FOX	Coliseum	30-14 W	63,204	C. Williams (15-29-188, 2 TDs)	Dye (28-149-1)	Mar Williams (4-82-2)	Goforth (8)
10/15	7	Utah (20)	FOX	Salt Lake City, Utah.	42-43 L	53,609	C. Williams (25-42-381, 5 TDs)	Dye (11-76-1)	Mar Williams (4-145-0)	Gentry (9)
10/29	10	Arizona	Pac-12	Tucson, Ariz.	45-37 W	44,006	C. Williams (31-45-411, 5 TDs)	Dye (20-113-1)	Washington (7-118-2)	Max Williams (9)
11/5	9	California	ESPN	Coliseum	41-35 W	64,916	C. Williams (26-41-360, 4 TDs)	Dye (15-98-1)	M. Jackson (5-115-2)	Shaw (11)
11/11	8	Colorado	FS1	Coliseum	55-17 W	61,206	C. Williams (14-26-268, 3 TDs)	Jones (11-74-0)	Ford (3-73-0)	Gordon (6)
11/19	7	UCLA (16)	FOX	Pasadena, Calif	48-45 W	70,865	C. Williams (32-43-470, 2 TDs)	Jones (21-120-2)	Addison (11-178-1)	Lee (9)
11/26	5	Notre Dame (13)	ABC	Coliseum	38-27 W	72,613	C. Williams (18-22-232, 1 TD)	Jones (25-154-0)	Addison (3-45-0)	Gentry (9)
12/2	4	Utah (12)	FOX	Las Vegas, Nev.	24-47 L	61,195	C. Williams (28-41-363, 3 TDs)	Jones (15-35-0)	Washington (6-93-1)	Max Williams (12)
1/2/23	8	Tulane (14)	ESPN	Arlington, Texas	45-46 L	55,329	C. Williams (37-52-462, 5 TDs)	R. Brown (6-61-1)	Rice (6-174-2)	Blackmon (8)

TEAM STATISTICS

	USC	OPP
Scoring	579	409
Points Per	41.4	29.2
Points Off Turnover	103	20
First Down	359	310
Rushing	138	120
Passing	195	162
Penalty	26	28
Rushing Yards	2396	2237
Rushing Attempts	473	449
Average Per Rush	5.1	5.0
Average Per Game	171.1	159.8
TDs Rushing	30	29
Passing Yardage	4696	3698
Comp-Att-INT	345-515-5	293-460-19
Average per Pass	9.1	8.0
Average Per Catch	13.6	12.6
Average per Game	335.4	264.1
TDs Passing	43	25
Total Offense	7092	5935
Total Plays	988	909
Average Per Play	7.2	6.5
Average Per Game	506.6	432.9
Kick Returns: #-Yards	36-655	50-1050
Punt Returns:#-Yards	17-93	7-80
INT Returns:#-Yards	19-339	5-53
Kick Return Average	18.2	21.0
Punt Return Average	5.5	11.4
INT Return Average	17.8	10.6
Fumbles-Lost	16-2	14-10
Penalties-Yards	88-812	82-699
Average Per Game	58.0	49.9
PUNTS-Yards	32-1292	43-1764
Average Per Punt	40.4	41.0
Net Punt Average	37.6	38.9
Kickoffs-Yards	102-6366	73-4507
Average per Kick	62.4	61.7
Net Kick Average	40.0	41.8
Time of Possession/Game	31:57	28:03
3RD-Down Conversions	90/168	73/167
3rd-Down Pct	54%	43%
4TH-Down Conversions	15/22	19/29
4th-Down Pct	68%	66%
SACKS BY-YARDS	40-264	30-247
TOUCHDOWNS SCORED	76	54
FIELD GOAL-ATTEMPTS	15-22	10-13
ON-SIDE KICKS	0-0	0-4
RED-ZONE SCORES	(66-77) 86%	(46-56) 82%
RED-ZONE TOUCHDOWNS	(59-77) 77%	(39-56) 70-%
PAT-ATTEMPTS	(74-74) 100%	(45-47) 96%
ATTENDANCE	451410	241062
Games/Avg Per Game	7/64487	5/48212
Neutral Site Games		2/58262

Rushing

Name	G	Att	Gain	Loss	Net	Avg	TD	Long	Avg/G
Dye, Travis	10	145	891	7	884	6.1	9	36	88.4
Jones, Austin	14	135	727	22	705	5.2	5	44	50.36
Williams, Caleb	14	113	669	287	382	3.5	10	59	27.29
Brown, Raleek	14	42	238	11	227	5.4	3	39	16.21
Barlow, Darwin	9	16	99	3	96	6.0	3	19	10.67
Jackson III, Michael	8	2	72	0	72	36.0	0	53	9.00
Addison, Jordan	11	4	40	7	33	8.3	0	17	3.00
Williams, Mario	11	1	10	0	10	10.0	0	10	0.91
Moss, Miller	5	3	13	4	9	3.0	0	10	1.80
Falo, Josh	12	1	5	0	5	5.0	0	5	0.42
TEAM	14	11	0	27	-27	-2.5	0	0	-1.93
Total	14	473	2764	368	2396	5.1	30	59	171.14
Opponents	14	449	2605	368	2237	5.0	29	62	159.79

Passing

Name	G	Effic	Comp-Att-INT	Pct	Yds	TD	Long	Avg/G
Williams, Caleb	14	168.5	333-500-5	66	4537	42	75	324.1
Moss, Miller	5	204.7	12-14-0	85.7	159	1	40	31.8
Team	14	0.0	0-1-0	0	0	0	0	0
Total	14	169.2	345-515	67.0	4696	43	75	335.4
Opponents	14	140.0	293-460-19	63.7	3698	25	87	264.1

Receiving

Name	G	Rec	Yds	Avg	TD	Long	Avg/G
Addison, Jordan	11	59	875	14.8	8	75	79.5
Washington, Tahj	14	50	785	15.7	6	61	56.1
Williams, Mario	12	40	631	15.8	5	65	52.6
Rice, Brenden	14	39	611	15.7	4	74	43.6
Jones, Austin	14	25	267	10.7	1	29	19.1
Dye, Travis	10	21	202	9.6	0	19	20.2
Ford, Kyle	12	20	365	18.3	2	70	30.4
Jackson III, Michael	8	17	236	13.9	4	59	29.5
Brown, Raleek	14	16	175	10.9	3	40	12.5
Bynum, Terrell	12	16	159	9.9	1	29	13.3
Hudson, Kyron	14	15	152	10.1	3	29	10.9
McRee, Lake	13	10	106	10.6	2	31	8.2
Falo, Josh	12	4	30	7.5	2	12	2.5
Williams, CJ	11	4	34	8.5	0	14	3.1
Epps, Malcom	14	3	18	6.0	2	10	1.3
Barlow, Darwin	8	3	34	11.3	0	20	4.3
Bryant Jr., Gary	3	2	15	7.5	0	8	5.0
Jackson III, John	13	1	3	3.0	0	3	0.2
Total	14	345	4696	13.6	43	75	335.4
Opponents	14	293	3698	12.6	25	87	264.1





Punt Returns

Name	No.	Yds	Avg	TD	LG
Jackson III, Michael	11	70	6.4	0	17
Addison, Jordan	4	19	4.8	0	15
Bryant Jr., Gary	2	4	2.0	0	5
Total	17	93	5.5	0	17
Opponents	7	80	11.4	0	23

Kick Returns

Name	No.	Yds	Avg	TD	LG
Brown, Raleek	24	517	21.5	0	40
Rice, Brenden	3	49	16.3	0	18
Washington, Tahj	3	75	25.0	0	42
Bryant Jr., Gary	2	30	15.0	0	17
Williamsn, Mario	2	7	3.5	0	7
Nomura, Tuasivi	1	-23	-23.0	0	0
Total	36	655	18.2	0	42
Opponents	50	1050	21.0	0	37

Interceptions

Name	No.	Yds	Avg	TD	LG
Bullock, Calen	5	172	34.4	1	93
Blackmon, Mekhi	3	31	10.3	0	17
Lee, Shane	2	41	20.5	1	40
Williams, Max	2	32	16.0	0	32
Goforth, Ralen	1	31	31.0	1	31
Epps, Malcom	1	0	0.0	0	0
Shaw, Bryson	1	17	17.0	0	17
Foreman, Korey	1	1	1.0	0	1
Gordon, Xamarion	1	0	0.0	0	0
Wright, Ceyair	1	14	14.0	0	14
Gentry, Eric	1	0	0.0	0	0
Total	19	339	17.8	3	92
Opponents	5	53	10.6	0	29

Field Goals By Player

Name	FGM-FGA	PCT.	01-19	20-29	30-39	40-49	50+	LG	BLK
Dennis Lynch	15-22	68.2	0-0	3-3	4-9	8-8	0-2	49	0

Field Goals Sequence

Numbers in (parenthesis) indicate made field goals

	USC	Opponents
Rice	(25)	-
Stanford	(45), 39, (42)	-
Fresno State	(41)	(23), 48
Oregon State	35, (42)	46
Arizona State	-	(40)
Washington State	(31), (27), (31)	-
Utah	-	34
Arizona	(45), 56, 39	(42), (25), (29)
California	-	-
Colorado	(34)	(28)
UCLA	32, (44), 33, (49)	(46)
Notre Dame	(31)	-
Utah	(20)	(25), (35)
Tulane	52, (43)	(42)

Punting

Name	No.	Yds.	Avg.	LG.	TB	FC	120	50+	BLK
Sleep-Dalton, Aayden	30	1209	40.3	52	0	14	8	1	0
Williams, Caleb	2	84	42.0	58	1	1	1	1	0
Total	32	1292	40.4	58	1	15	9	2	0
Opponents	43	1764	41.0	51	0	16	17	2	0

Kickoffs

Name	No.	Yds.	Avg.	TB	OB
Stadthaus, Alex	100	6265	62.65	44	1
Lynch, Denis	2	101	50.5	0	1
Total	102	6366	62.4	44	2
Opponents	72	4494	62.4	35	1

Scoring

Name	TD	FGs	PAT Kick	PAT Rush	PAT Rcv	PAT Pass	DXP	Saf	Points
Lynch, Denis		15-22	74-74	-	-	-	-	-	119
Williams, Caleb	10	-	-	-	-	-	-	-	60
Dye, Travis	9	-	-	-	-	-	-	-	54
Addison, Jordan	8	-	-	-	-	-	-	-	48
Brown, Raleek	6	-	-	-	-	-	-	-	36
Washington, Tahj	6	-	-	-	-	-	-	-	36
Jones, Austin	6	-	-	-	-	-	-	-	36
Williams, Mario	5	-	-	-	-	-	-	-	30
Rice, Brenden	4	-	-	-	-	-	-	-	24
Jackson III, Micahel	4	-	-	-	-	-	-	-	24
Barlow, Darwin	3	-	-	-	-	-	-	-	18
Hudson, Kyron	3	-	-	-	-	-	-	-	18
Epps, Malcom	2	-	-	-	-	-	-	-	12
Falo, Josh	2	-	-	-	-	-	-	-	12
Ford, Kyle	2	-	-	-	-	-	-	-	12
McRee, Lake	2	-	-	-	-	-	-	-	12
Bynum, Terrell	1	-	-	-	-	-	-	-	6
Bullock, Calen	1	-	-	-	-	-	-	-	6
Goforth, Ralen	1	-	-	-	-	-	-	-	6
Lee, Shane	1	-	-	-	-	-	-	-	6
Rose, Will	-	-	-	1	-	-	-	-	2
Tuipulotu, Tuli	-	-	-	-	-	-	-	1	2
Total	76	15-22	74-74	1	0	0	0	1	579
Opponents	54	10-13	45-47	1	3	3	0	1	409

All-Purpose Yards

Name	G	Rush	REC	PR	KOR	IR	Tot	AVG
Dye, Travis	10	884	202	0	0	0	1086	108.6
Jones, Austin	14	705	267	0	0	0	972	69.4
Addison, Jordan	11	33	875	19	0	0	927	84.3
Brown, Raleek	14	227	175	0	517	0	919	65.6
Washington, Tahj	14	0	785	0	75	0	860	61.4
Rice, Brenden	14	0	611	0	49	0	660	47.1
Williams, Mario	12	10	631	0	7	0	648	54.0
Williams, Caleb	14	382	-2	0	0	0	380	27.1
Jackson III, Michael	8	72	236	70	0	0	378	47.3
Ford, Kyle	12	0	365	0	0	0	365	30.4
Bullock, Calen	14	0	0	0	0	172	172	12.3
Bynum, Terrell	12	0	159	0	0	0	159	13.3
Hudson, Kyron	14	0	152	0	0	0	152	10.9
Barlow, Darwin	8	96	34	0	0	0	130	16.3
McRee, Lake	13	0	106	0	0	0	106	8.2
Bryant Jr., Gary	3	0	15	4	30	0	49	16.3
Lee, Shane	13	0	0	0	0	41	41	3.2
Falo, Josh	12	5	30	0	0	0	35	2.9
Williams, CJ	11	0	34	0	0	0	34	3.1
Williams, Max	14	0	0	0	0	32	32	2.3
Blackmon, Mekhi	14	0	0	0	0	31	31	2.2
Goforth, Ralen	11	0	0	0	0	0	31	2.8
Epps, Malcom	14	0	18	0	0	0	18	1.3
Shaw, Bryson	14	0	0	0	0	17	17	1.2
Wright, Ceyair	14	0	0	0	0	14	14	1.0
Moss, Miller	5	9	0	0	0	0	9	1.8
Jackson III, John	13	0	3	0	0	0	3	0.2
Foreman, Korey	12	0	0	0	0	1	1	0.1
Nomura, Tuasivi	12	0	0	0	-23	0	-23	-1.9
Total	14	2396	4696	93	655	339	8179	584.2
Opponents	14	2237	3698	80	1050	53	7118	508.4

Total Offense

Name	G	Play	Rush	Pass	Total	Avg/G
Williams, Caleb	14	613	382	4537	4919	351.4
Dye, Travis	10	145	884	0	884	88.4
Jones, Austin	14	135	705	0	705	50.4
Brown, Raleek	14	705	227	0	227	16.2
Moss, Miller	5	17	9	159	168	33.6
Barlow, Darwin	8	16	96	0	96	12.0
Jackson III, Michael	8	2	72	0	72	9.0
Addison, Jordan	11	4	33	0	33	3.0
Williams, Mario	12	1	10	0	10	0.8
Falo, Josh	12	1	5	0	5	0.4
Total	14	988	2396	4696	7092	506.6
Opponents	14	909	2237	3698	5935	423.9





OFFENSIVE GAME-BY-GAME

PASSING (Quarterback Only)

#13 Caleb Williams	Att	Comp	INT	Pct	Yards	TD	Long
Rice	22	19	0	.864	249	2	43
Stanford	27	20	0	.741	341	4	75
Fresno State	37	25	0	.676	284	2	32
Oregon State	36	16	0	.444	180	1	22
Arizona State	37	27	1	.730	348	3	31
Washington State	29	15	0	.517	188	2	38
Utah	42	25	0	.600	381	5	65
Arizona	45	31	0	.690	411	5	70
California	41	26	0	.634	360	4	59
Colorado	26	14	1	.540	268	3	61
UCLA	43	32	1	.744	470	2	49
Notre Dame	22	18	0	.820	232	1	31
Utah	41	28	1	.683	363	3	50
Tulane	52	37	1	.712	462	5	74
Total	500	333	5	.666	4537	42	75

#13 Miller Moss	Att	Comp	INT	Pct	Yards	TD	Long
Rice	7	6	0	.857	81	0	40
Colorado	7	6	0	.857	78	1	25
Total	14	12	0	.857	159	1	40

Rushing

Player	No-Yds/TD	Rice	Stanford	Fresno St.	Oregon St	ASU	WSU	Utah	UofA	Califorina	Colorado	UCLA	Notre Dame	Utah	Tulane
Dye, Travis	145-884/9	3-21/0	14-105/1	11-102/1	19-133/1	13-62/2	28-149/1	11-76/1	20-113/1	15-98/1	9-26/0	-	-	-	-
Jones, Austin	135-705/5	4-46/2	8-38/0	12-110/1	5-11/0	2-6/0	-	4-16/0	5-27/0	1-5/0	11-74/0	21-120/2	25-154/0	15-35/0	22-61/0
Williams, Caleb	113-382/10	6-68/0	9-4/0	12-1/2	9-27/0	8-44/1	9-34/0	8-57/0	4-14/0	7-38/1	8--4/2	8-33/1	9-35/3	12-21/0	4-10/0
Raleek, Brown	42-227/3	6-36/1	4-19/0	-	3-8/0	6-27/0	2-5/0	1-2/0	-	2--1/0	7-52/0	3-11/0	2-7/1	-	6-61/1
Barlow, Darwin	16-96/3	5-16/1	-	2-17/0	-	-	-	-	-	-	5-41/1	3-25/1	1--3/0	-	0
Jackson III, Michael	2-72/0	-	-	-	-	-	-	-	1-53/0	1-19/0	-	-	-	-	-
Addison, Jordan	4-33/0	-	-	-	-	-	1--7/0	2-27/0	-	-	-	-	1-13/0	-	-
Williams, Mario	1-10/0	1-10/0	-	-	-	-	-	-	-	-	-	-	-	-	-
Falo, Josh	1-5/0	-	-	-	-	-	-	-	1-5/0	-	-	-	-	-	-
Moss, Miller	3-9/0	1-7/0	-	1-3/0	-	-	-	-	-	-	1--4/0	-	-	-	-
Team	11--27/0	-	1--2/0	-	1--2/0	1--2/0	-	1--3/0	1--2/0	2--4/0	-	3--10/0	1--2/0	-	-

Receiving

Player	No-Yds/TD	Rice	Stanford	Fresno St.	Oregon St	ASU	WSU	Utah	UofA	Califorina	Colorado	UCLA	Notre Dame	Utah	Tulane
Addison, Jordan	59-875/8	4-54/2	7-172/2	6-69/1	3-42/1	8-105/0	3-37/0	7-106/1	-	-	1-2/0	11-178/1	3-45/0	5-65/0	-
Tahj, Washington	50-785/6	4-65/0	-	1-21/0	6-67/0	2-26/0	-	4-35/0	7-118/2	7-112/1	2-66/1	3-39/0	3-34/1	6-93/1	5-109/0
Williams, Mario	40-631/5	2-43/0	4-74/1	6-77/0	1-22/0	5-50/1	4-82/2	4-145/0	-	-	-	1-15/0	4-37/0	3-51/1	6-35
Rice, Brenden	39-611/4	1-5/0	1-20/0	4-18/0	3-28/0	3-72/0	3-38/0	1-6/0	5-62/1	2-17/0	3-70/1	3-34/0	1-25/0	3-42/0	6-174/2
Jones, Austin	25-267/1	1-21/0	2-31/0	2-16/0	-	2-27/0	-	-	-	-	4-39/1	4-57/0	1-16/0	4-40/0	4-20/0
Dye, Travis	21-202/0	3-21/0	1-19/0	3-36/0	1-9/0	2-11/0	3-18/0	3-43/0	2-19/0	3-26	-	-	-	-	-
Ford, Kyle	20-365/2	1-20/0	-	-	-	1-7/0	-	-	6-114/1	1-16/0	3-73/0	3-73/1	1-5/0	2-38/0	2-19/0
Jackson III, Michael	17-236/4	-	-	-	-	-	-	1-20/1	3-19/0	5-115/2	-	3-42/0	1-9/0	-	4-31/1
Brown, Raleek	16-175/3	2-40/0	-	1-8/0	-	-	1-9/0	-	1-6/1	-	2-38/0	3-27/0	2-24/0	2--1/1	2-24/0w
Bynum, Terrell	16-159/1	-	-	1-29/0	-	-	-	2-10/0	3-29/0	6-60/0	-	1-5/0	-	-	3-26/1
Hudson, Kyron	15-152/3	3-34/0	-	-	1-4/0	3-46/1	-	1-2/1	2-26/0	-	-	-	-	1-17/0	4-23/1
McRee, Lake	10-106/2	1-9/0	2-13/1	-	1-8/0	-	1-4/0	-	-	1-2/1	1-18/0	-	2-37/0	1-15/0	-
Falo, Josh	4-30/2	-	-	-	-	-	-	-	-	-	-	-	-	-	-
Williams, CJ	4-34/0	1-11/0	-	-	-	-	-	-	1-14/0	-	2-9/0	-	-	-	-
Epps, Malcom	3-18/2	-	1-4/0	1-10/1	-	1-4/1	-	-	-	-	-	-	-	-	-
Barlow, Darwin	3-34/0	-	-	-	-	-	-	-	-	-	2-31/0	-	-	1-3/0	-
Bryant Jr., Gary	2-15/0	1-7/0	1-8/0	-	-	-	-	-	-	-	-	-	-	-	-
Jackson III, John	1-3/0	-	-	-	-	-	-	-	-	-	-	-	-	-	1-3/0





Starters

Offense	QB	RB	TE/H-BACK	WR	WR/TE	WR/TE	LT	LG	C	RG	RT
Rice	C. Williams	Dye	Washington	Addison	Rice	Mar. Williams	Ford	Vorhees	Neilon	Dedich	Monheim
Stanford	C. Williams	Dye	McRee	Addison	Rice	Mar. Williams	Ford	Vorhees	Neilon	Dedich	Monheim
Fresno State	C. Williams	Dye	McRee	Addison	Rice	Mar. Williams	Haskins	Vorhees	Neilon	Dedich	Monheim
Oregon State	C. Williams	Dye	Washington	Addison	Rice	Mar. Williams	Haskins	Vorhees	Neilon	Dedich	Monheim
Arizona State	C. Williams	Dye	Falo	Addison	Rice	Mar. Williams	Haskins	Vorhees	Neilon	Quinones	Monheim
Washington State	C. Williams	Dye	Washington	Addison	Rice	Mar. Williams	Haskins	Vorhees	Neilon	Dedich	Monheim
Utah	C. Williams	Dye	Washington	Addison	Rice	Mar. Williams	Haskins	Vorhees	Neilon	Dedich	Monheim
Arizona	C. Williams	Dye	Washington	Jackson III	Rice	Bynum	Haskins	Vorhees	Neilon	Dedich	Murphy
California	C. Williams	Dye	Washington	Jackson III	Rice	Falo	Murphy	Borhees	Neilon	Dedich	Monheim
Colorado	C. Williams	Dye	Washington	Addison	Rice	Falo	Murphy	Vorhees	Neilon	Dedich	Monheim
UCLA	C. Williams	Jones	Washington	Addison	Rice	Falo	Murphy	Vorhees	Neilon	Dedich	Monheim
Notre Dame	C. Williams	Jones	Washington	Addison	Ford	Mar. Williams	Haskins	Norhees	Neilon	Dedich	Monheim
Utah	C. Williams	Jones	Washington	Addison	Ford	Mar. Williams	Haskins	Dedich	Neilon	Monheim	Murphy
Tulane	C. Williams	Jones	Washington	Bynum	Rice	Falo	Ford	Quinones	Dedich	Monheim	Haskins

Defense	DE	NG	DT	Rush	MLB	WLB	CB	FS	SS	CB	NB
Rice	Tuipulotu	Ta'ufo'ou	Benton	Height	Gentry	Lee	Blackmon	Smith	Bullock	Wright	Max Williams
Stanford	Height	Ta'ufo'ou	Tuipulotu	Figueroa	Gentry	Lee	Blackmon	Max William	Bullock	Wright	Smith
Fresno State	Tuipulotu	Ta'ufo'ou	Pili	Figueroa	Gentry	Lee	Blackmon	Max Williams	Bullock	Wright	Smith
Oregon State	Tuipulotu	Ta'ufo'ou	Benton	Byrd	Gentry	Lee	Blackmon	Max Williams	Bullock	Wright	Smith
Arizona State	Tuipulotu	Ta'ufo'ou	Benton	Bryd	Gentry	Lee	Blackmon	Max Williams	Bullock	Wright	Smith
Washington State	Tuipulotu	Ta'ufo'ou	Taleni	Byrd	Gentry	Goforth	Blackmon	Max Williams	Bullock	Wright	Smith
Utah	Tuipulotu	Ta'ufo'ou	Taleni	Figueroa	Gentry	Goforth	Blackmon	Smith	Bullock	Wright	Max Williams
Arizona	Tuipulotu	Ta'ufo'ou	Taleni	Figueroa	Nomura	Lee	Blackmon	Max Williams	Bullock	Wright	Smith
California	Tuipulotu	Ta'ufo'ou	Taleni	Figueroa	Nomura	Lee	Blackmon	Shaw	Bullock	Wright	Smith
Colorado	Tuipulotu	Ta'ufo'ou	Taleni	Figueroa	Nomura	Lee	Blackmon	Shaw	Bullock	Wright	Max Williams
UCLA	Tuipulotu	Ta'ufo'ou	Taleni	Figueroa	Goforth	Lee	Blackmon	Shaw	Bullock	Wright	Max Williams
Notre Dame	Tuipulotu	Ta'ufo'ou	Taleni	Figueroa	Goforth	Lee	Blackmon	Shaw	Bullock	Covington	Max Williams
Utah	Tuipulotu	Ta'ufo'ou	Taleni	Figueroa	Gentry	Lee	Blackmon	Shaw	Bullock	Covington	Max Williams
Tulane	Tuipulotu	Pili	Taleni	Figueroa	Gentry	Lee	Blackmon	Max Williams	Bullock	Wright	Covington



WR, Tahj Washington



ILB, Eric Gentry



Defensive Stats



USC Defensive Statistics

Player	GP	Solo	Ast	Total	TFL-Yds	Sacks-Yards	Int-Yds	PBU	QBH	Rcv-Yds	FF	Block	Saf
Lee, Shane	13	52	27	79	7.5-32	3.5-25	2-41	1	1	-	-	-	-
Williams, Max	14	49	30	79	2-8	-	2-32	4	1	-	2	-	-
Gentry, Eric	11	50	21	71	4-19	2-15	1-0	3	3	-	2	-	-
Blackmon, Mekhi	14	46	21	67	2-7	-	3-31	12	-	1-0	1	-	-
Shaw, Bryson	14	36	14	50	1-3	-	1-17	4	-	1-0	-	-	-
Bullock, Callen	14	29	19	48	-	-	5-172	5	-	-	-	-	-
Tuipulotu, Tuli	14	31	15	46	22-114	13.5-94	-	2	2	-	2	-	-
Gofroth, Ralen	11	35	8	43	-	-	1-31	-	-	1-0	-	-	-
Smith, Jaylin	11	26	11	37	1-4	-	-	1	-	-	-	-	-
Byrd, Solomon	14	18	10	28	7.5-45	4-28	-	1	1	2-0	1	-	-
Wright, Ceyair	14	21	7	28	-	-	1-14	2	-	-	-	-	-
Ta'ufou, Stanley	14	21	6	27	5.5-14	1-6	-	-	2	2-0	-	-	-
Figueroa, Nick	14	19	7	26	6-34	5.5-32	-	1	1	-	-	1	-
Nomura, Tausivi	12	12	14	26	1.5-5	-	-	1	1	-	-	-	-
Pili, Brandon	14	13	12	25	2.5-5	1-2	-	1	2	-	-	-	-
Taleni, Tyrone	12	11	14	25	7.5-54	5-45	-	-	3	-	1	-	-
McCutchin, Latrell	14	17	5	22	1-5	1-5	-	-	1	1-6	1	-	-
Covington, Jacobe	14	13	4	18	-	-	-	4	-	1-0	-	-	-
Benton, De'jon	13	7	7	14	1.5-1	-	-	-	1	-	-	-	-
Foreman, Korey	12	9	4	13	1-6	-	1-1	-	-	-	-	-	-
Beavers Jr., Anthony	14	8	4	12	1.5-2	-	-	-	-	-	-	-	-
Tuliaupupu, Solomon	14	5	5	10	3-9	2.5-9	-	-	1	-	-	-	-
Gordon, Xamarion	14	8	1	9	-	-	1-0	-	-	-	-	-	-
Davis, Raesjon	14	5	3	8	-	-	-	-	-	-	-	-	-
Brown, Prophet	14	2	3	5	-	-	-	-	-	-	-	-	-
Stadthaus, Alex	14	3	1	4	-	-	-	-	-	-	-	-	-
Moore, Clyde	12	3	1	4	-	-	-	-	-	-	-	-	-
Outlaw, Brandon	14	1	3	4	-	-	-	-	-	-	-	-	-
Sekona, Jamar	5	3	-	3	1-4	1-4	-	-	2	-	-	-	-
Croom, Micah	14	2	1	3	-	-	-	-	-	-	-	-	-
Bynum, Terrell	12	-	2	2	-	-	-	-	-	-	-	-	-
Jackson, Domani	7	2	-	2	-	-	-	1	-	-	-	-	-
Hudson, Kyron	14	-	1	1	-	-	-	-	-	-	-	-	-
Sleep-Dalton, Aadyan	12	1	-	1	-	-	-	-	-	-	-	-	-
Williams, Caleb	14	1	-	1	-	-	-	-	-	-	-	-	-
Thompson Jr., Chris	4	1	-	1	-	-	-	-	-	-	-	-	-
Rice, Brenden	14	1	-	1	-	-	-	-	-	-	-	-	-
Washington, Tahj	14	1	-	1	-	-	-	-	-	-	-	-	-
Brown, Raleek	14	-	-	-	-	-	-	-	-	1-0	-	-	-
Epps, Malcom	14	-	-	-	-	-	1-0	-	-	-	-	-	-
Total	14	563	282	845	79-371	40-264	19-339	45	22	10-6	10	1	1
Opponents	14	608	296	904	67-327	30-247	5-53	39	28	2-0	4	0	1

USC Giveaways/Takeways

Game	Giveaways			Takeaways				Diff.
	Fum	INT	Tot	Fum	Int	Tot	Diff.	
Rice	0	0	0	0	4	4	+4	
Stanford	0	0	0	2	2	4	+4	
Fresno St.	0	0	0	1	1	2	+2	
Oregon St.	0	0	0	0	4	4	+4	
Arizona St.	0	1	1	0	1	1	0	
Washing-	0	0	0	0	0	0	0	
ton St.								
Utah	0	0	0	1	0	1	+1	
Arizona	0	0	0	0	1	1	+1	
Cal	1	0	1	0	1	1	0	
Colorado	0	1	1	1	1	2	+1	
UCLA	0	1	1	2	3	5	+4	
Notre Dame	0	0	0	1	1	2	+2	

Fumbles

Names	No.-Lost
Williams, Caleb	3-1
Addison, Jordan	3-0
Dye, Travis	1-0
Nomura, Tausivi	1-0
Moss, Miller	1-0
Bynum, Terrell	1-0
Williams, Mario	1-0
Team	5-1
Total	16-2

Opening Drives-Offense

Game	1st Half	2nd Half
Rice	Touchdown	Touchdown
Stanford	Touchdown	Field Goal
Fresno State	Touchdown	Touchdown
Oregon State	Downs	Punt
Arizona State	Touchdown	Interception
Washington State	Touchdown	Punt
Utah	Touchdown	Touchdown
Arizona	Field Goal	Touchdown
California	Punt	Touchdown
Colorado	Punt	Downs
UCLA	Downs	Touchdown
Notre Dame	Touchdown	Touchdown
Utah	Touchdown	Punt
Tulane	Touchdown	Missed FG

Opening Drives-Defense

Game	1st Half	2nd Half
Rice	Touchdown	Interception
Stanford	Interception	Punt
Fresno State	Punt	Fumble
Oregon State	Punt	Punt
Arizona State	Touchdown	Punt
Washington State	Punt	Punt
Utah	Missed FG	Touchdown
Arizona	Touchdown	Field Goal
California	Touchdown	Punt
Colorado	Punt	Touchdown
UCLA	Punt	Field Goal
Notre Dame	Punt	Fumble
Utah	Field Goal	Punt
Tulane	Punt	Touchdown

USC On Pregame Coin Flips

Game	Result	Score
Rice	Won (Received)	W, 66-14
Stanford	Lost (Kicked)	W, 41-28
Fresno State	Won (Received)	W, 45-17
Oregon State	Lost (Received)	W, 17-14
Arizona State	Lost (Received)	W, 42-25
Washington State	Lost (Kicked)	W, 30-14
Utah	Won (Received)	L, 42-43
Arizona	Won (Received)	W, 45-37
California	Lost (Kicked)	W, 41-35
Colorado	Lost (Kicked)	W, 55-17
UCLA	Lost (Received)	W, 48-45
Notre Dame	Lost (Received)	W, 38-27
Utah	Win (Received)	L, 24-47
Tulane	Lost (Received)	L, 45-46





Starters / Team Stats

Defensive Game-By-Game

Players	UA-A	Total	Rice	Stanford	Fresno St.	Oregon St.	ASU	WSU	Utah	Arizona	CAL	Colorado	UCLA	Notre Dame	Utah	Tulane
Lee, Shane	52-27	79	8-0	3-1	3-3	6-7	3-2	DNP	4-3	5-0	5-2	1-1	4-5	4-0	4-2	2-1
Williams, Max	49-30	79	5-0	4-3	3-0	3-6	3-1	3-1	5-2	3-6	3-2	3-0	3-2	2-0	8-4	2-3
Gentry, Eric	50-21	71	4-3	8-2	5-2	4-4	3-3	5-0	8-1	DNP	DNP	DNP	-	7-2	5-3	1-1
Blackmon, Mekhi	46-21	67	1-3	5-2	1-1	3-0	2-2	7-0	5-1	1-0	3-2	2-1	6-2	2-1	3-3	5-3
Shaw, Bryson	36-14	50	-	-	-	1-1	-	1-1	-	5-2	10-1	3-1	6-2	5-1	2-3	3-2
Bullock, Calen	29-19	48	4-2	3-0	1-0	1-3	3-0	1-0	2-3	4-3	0-1	-	5-2	3-2	1-3	1-0
Tuipulotu, Tuli	31-15	46	1-0	5-1	4-0	1-1	2-1	4-1	0-1	1-2	3-1	2-1	2-4	1-1	3-1	2-0
Goforth, Ralen	35-8	43	2-0	-	3-0	1-1	4-0	7-1	5-2	DNP	DNP	4-0	3-2	3-2	3-0	DNP
Smith, Jaylen	26-11	37	0-1	2-2	1-0	3-3	3-0	4-1	4-3	4-0	5-1	-	DNP	DNP	DNP	-
Byrd, Solomon	18-10	28	-	2-2	4-0	1-2	1-1	2-0	0-1	1-0	1-1	3-1	1-1	2-0	0-1	-
Wright, Ceyair	21-7	28	1-1	2-0	1-0	1-1	1-1	1-0	0-1	3-0	1-1	4-0	4-1	1-1	1-0	-
Ta'ufo'ou, Stanley	21-6	27	-	2-1	2-0	2-1	4-0	2-0	0-1	2-1	1-0	-	2-0	3-1	1-1	-
Figueroa, Nick	19-7	26	1-0	2-1	3-0	-	0-1	2-0	3-1	2-0	1-0	1-0	0-1	-	1-2	3-1
Nomura, Tausivi	12-14	26	0-3	1-1	2-1	DNP	-	1-1	2-3	2-1	-	4-2	-	DNP	-	0-2
Pili, Brandon	13-12	25	1-1	1-0	1-0	1-2	2-1	-	0-1	1-1	2-0	0-1	2-1	2-0	0-3	0-1
Taleni, Tyrone	11-14	25	2-0	DNP	DNP	1-1	1-2	2-0	2-3	0-2	1-0	0-1	2-2	0-2	0-1	-
McCutchin, Latrell	17-5	22	1-0	1-0	1-1	-	1-0	-	-	1-1	3-0	3-1	1-1	1-0	1-1	3-0
Covington, Jacobe	13-5	18	2-0	-	3-0	-	1-0	-	0-1	1-0	3-0	0-1	-	1-1	1-2	1-0
Benton, De'jon	7-7	14	1-4	DNP	1-1	-	2-0	1-0	-	0-2	1-0	-	-	-	-	1-0
Beavers Jr., Anthony	8-4	12	-	2-1	2-2	-	-	2-0	-	-	-	1-1	-	-	-	1-0
Tuliaupupu, Solomon	5-5	10	0-1	1-1	-	-	1-0	-	1-0	0-1	-	0-1	1-0	-	-	1-1
Gordon, Xamarion	8-1	9	1-0	1-0	-	-	-	-	-	-	-	5-1	-	-	-	1-0
Davis, Raesjon	5-3	8	-	-	1-1	-	0-1	-	-	-	-	0-1	1-0	-	-	3-0
Brown, Prophet	2-3	5	-	-	0-1	0-1	-	-	-	1-0	-	0-1	1-0	-	-	-
Moore, Clyde	3-1	4	DNP	-	-	1-0	-	-	-	1-0	-	-	DNP	0-1	-	1-0
Stadthaus, Alex	3-1	4	-	-	0-1	-	1-0	-	-	-	-	1-0	-	-	-	1-0
Outlaw, Brandon	1-3	4	-	-	-	-	0-1	-	-	-	1-0	0-1	-	0-1	-	-
Croom, Micah	2-1	3	1-0	-	-	-	-	-	-	-	1-1	-	-	-	-	-
Bynum, Terrell	0-2	2	-	0-1	-	-	DNP	DNP	-	-	-	-	-	-	-	0-1
Jackson, Domani	2-0	2	DNP	DNP	DNP	2-0	-	-	DNP	DNP	DNP	DNP	-	-	-	-
Rice, Brenden	1-0	1	-	-	-	-	-	-	-	-	-	1-0	-	-	-	-
Washington, Tahj	1-0	1	-	-	-	-	-	-	-	-	-	-	-	-	1-0	-
Casasante, Jac	1-0	1	-	-	-	1-0	-	-	-	-	-	-	-	-	-	-
Sleep-Dalton, Aadyne	1-0	1	-	-	-	-	-	-	1-0	-	-	-	-	DNP	-	-
Hudson, Kyron	0-1	1	-	-	-	-	-	-	-	-	0-1	-	-	-	-	-
Thompson Jr., Chris	1-0	1	DNP	DNP	DNP	DNP	DNP	1-0	-	-	DNP	DNP	DNP	DNP	DNP	-



QB Caleb Williams



RB Austin Jones



Participation



Participation Game-By-Game

No.	Player	GP-GS	Rice	Stanford	Fresno	OSU	ASU	WSU	Utah	UA	Cal	CU	UCLA	ND	Utah	Tulane
0	Bynum, Terrell	12/2	XXX	XXX	XXX	XXX	XXX	START	XXX	XXX	XXX	XXX	XXX	START
0	Foreman, Korey	12/0	XXX	XXX	XXX	...	XXX	XXX	XXX	...	XXX	XXX	XXX	XXX	XXX	XXX
1	Bryant Jr., Gary	3/0	XXX	XXX	XXX
1	Jackson, Domani	7/0	XXX	XXX	XXX	XXX	XXX	XXX	XXX
2	Rice, Brenden	14/12	START	START	START	START	START	START	START	START	START	START	START	XXX	XXX	START
2	Height, Romello	2/2	START	START
3	Addison, Jordan	11/11	START	START	START	START	START	START	START	START	START	START	START	...
4	Williams, Max	14/13	START	START	START	START	START	START	START	START	XXX	START	START	START	START	START
4	Williams, Mario	12/9	START	START	START	START	START	START	START	XXX	XXX	START	START	XXX
6	Jones, Austin	14/4	XXX	XXX	XXX	XXX	XXX	XXX	XXX	XXX	XXX	XXX	START	START	START	START
6	Blackmon, Mekhi	14/14	START	START	START	START	START	START	START	START	START	START	START	START	START	START
7	Bullock, Calen	14/14	START	START	START	START	START	START	START	START	START	START	START	START	START	START
7	Moss, Miller	5/0	XXX	...	XXX	...	XXX	XXX	XXX	...
8	Branch, Zion	0/0
8	Williams, CJ	11/0	XXX	XXX	XXX	XXX	XXX	XX	XXX	XXX	...	XXX	...	XXX	...	XXX
9	Davis, Raesjon	14/0	XXX	XXX	XXX	XXX	XXX	XXX	XXX	XXX	XXX	XXX	XXX	XXX	XXX	XXX
9	Jackson III, Michael	8/2	XXX	XXX	START	START	XXX	XXX	XXX	...	XXX
10	Goforth, Ralen	11/3	XXX	XXX	XXX	XXX	XXX	START	START	XXX	XXX	START	XXX	...
10	Hudson, Kyron	14/0	XXX	XXX	XXX	XXX	XXX	XXX	XXX	XXX	XXX	XXX	XXX	XXX	XXX	XXX
13	Otey, Adonis	0/0
13	Williams, Caleb	14/14	START	START	START	START	START	START	START	START	START	START	START	START	START	START
14	Covington, Jacobe	14/3	XXX	XXX	XXX	XXX	XXX	XXX	XXX	XXX	XXX	XXX	XXX	START	START	START
14	Brown, Raleek	14/0	XXX	XXX	XXX	XXX	XXX	XXX	XXX	XXX	XXX	XXX	XXX	XXX	XXX	XXX
15	Hasan, Mo	0/0
15	Beavers, Anthony	14/0	XXX	XXX	XXX	XXX	XXX	XXX	XXX	XXX	XXX	XXX	XXX	XXX	XXX	XXX
16	Washington, Tahj	14/11	START	XXX	XXX	START	XXX	START	START	START	START	START	START	START	START	START
16	Brown, Prophet	14/0	XXX	XXX	XXX	XXX	XXX	XXX	XXX	XXX	XXX	XXX	XXX	XXX	XXX	XXX
17	Croom, Micah	14/0	XXX	XXX	XXX	XXX	XXX	XXX	XXX	XXX	XXX	XXX	XXX	XXX	XXX	XXX
17	Jensen, Jake	0/0
18	Wolfe, Jude	3/0	XXX	XXX	XXX
18	Gentry, Eric	11/9	START	START	START	START	START	START	START	XXX	XXX	START	START
19	Epps, Malcom	14/0	XXX	XXX	XXX	XXX	XXX	XXX	XXX	XXX	XXX	XXX	XXX	XXX	XXX	XXX
19	Smith, Jaylin	11/9	START	START	START	START	START	START	START	START	START	XXX	XXX
21	McCutchin, Latrell	14/2	XXX	XXX	XXX	XXX	XXX	XXX	XXX	XXX	XXX	XXX	START	XXX	XXX	START
22	Barlow, Darwin	8/0	XXX	XXX	XXX	XXX	XXX	XXX	XXX	XXX	...
22	Wright, Ceyair	14/11	START	START	START	START	START	START	START	START	START	START	START	XXX	XXX	XXX
23	Jackson Jr., Joshua	0/0
24	Simon, Julien	3/0	XXX	XXX	XXX
25	Allen, Briton	0/0
26	Dye, Travis	10/10	START	START	START	START	START	START	START	START	START	START
26	Ross, Fabian	2/0	XXX	XXX
27	Shaw, Bryson	14/5	XXX	XXX	XXX	XXX	XXX	XXX	XXX	XXX	START	START	START	START	START	XXX
28	Gordon, Xamarion	14/0	XXX	XXX	XXX	XXX	XXX	XXX	XXX	XXX	XXX	XXX	XXX	XXX	XXX	XXX
28	Roy, Gage	0/0
29	Alford, Xavion	0/0
29	Patterson, Keegan	0/0
30	Thompson Jr., Chris	4/0	XXX	XXX	XXX
31	Ward, Isaac	0/0
31	Taleni, Tyrone	12/9	XXX	XXX	XXX	START	START	START	START	START	START	START	START	START
34	Colombo, Matt	0/0
34	Tabaracci, Carson	0/0
35	Moore, Clyde	12/0	...	XXX	XXX	XXX	XXX	XXX	XXX	XXX	XXX	XXX	...	XXX	XXX	XXX
35	McAllister, Michael	0/0
36	Rose, Will	14/0	XXX	XXX	XXX	XXX	XXX	XXX	XXX	XXX	XXX	XXX	XXX	XXX	XXX	XXX
37	Thompkins, Devan	1/0	XXX
38	Stadthaus, Alex	14/0	XXX	XXX	XXX	XXX	XXX	XXX	XXX	XXX	XXX	XXX	XXX	XXX	XXX	XXX
39	Casasante, Jac	14/0	XXX	XXX	XXX	XXX	XXX	XXX	XXX	XXX	XXX	XXX	XXX	XXX	XXX	XXX
39	Pomerantz, Garrett	0/0
40	Shamblin, Ty	0/0
40	Simpson, L	0/0





Participation Game-By-Game (Cont.)

No.	Player	GP-GS	Rice	Stanford	Fresno	OSU	ASU	WSU	Utah	UA	Cal	CU	UCLA	ND	Utah	Tulane
41	Outlaw, Brandon	14/0	XXX	XXX	XXX	XXX	XXX	XXX	XXX	XXX	XXX	XXX	XXX	XXX	XXX	XXX
41	Madden, Garrison	0/0
42	Ryan, Danny	0/0
42	Sleep-Dalton, Aadyne	12/0	XXX	XXX	XXX	XXX	XXX	XXX	XXX	XXX	XXX	XXX	XXX	...	XXX	...
44	Nomura, Tausivi	12/3	XXX	XXX	XXX	...	XXX	XXX	XXX	START	START	START	XXX	...	XXX	XXX
44	Zamora, Josiah	0/0
46	Lynch, Dennis	14/0	XXX	XXX	XXX	XXX	XXX	XXX	XXX	XXX	XXX	XXX	XXX	XXX	XXX	XXX
47	Ta'ufou'o, Stanley	14/13	START	START	START	START	START	START	START	START	START	START	START	START	START	XXX
48	Jimenez-Fulton, Daniel	0/0
48	Meunier, Daniel	0/0
49	Tuipulotu, Tuli	14/14	START	START	START	START	START	START	START	START	START	START	START	START	START	START
49	Zane, Grant	0/0
51	Byrd, Solomon	14/4	XXX	XXX	START	START	START	START	XXX	XXX	XXX	XXX	XXX	XXX	XXX	XXX
53	Lee, Shane	13/12	START	START	START	START	START	...	XXX	START	START	START	START	START	START	XXX
53	Weneta, Nathan	1/0	XXX
54	Katoa, Tayler	0/0
56	Dewerk, Andres	1/0	XXX
57	Dedich, Justin	13/13	START	START	START	START	...	START	START	START	START	START	START	START	START	START
57	Marchetti, Roman	0/0
58	Tuliaupupu, Solomon	14/0	XXX	XXX	XXX	XXX	XXX	XXX	XXX	XXX	XXX	XXX	XXX	XXX	XXX	XXX
61	Bryson, Joe	14/0	XXX	XXX	XXX	XXX	XXX	XXX	XXX	XXX	XXX	XXX	XXX	XXX	XXX	XXX
62	Neilon, Brett	13/13	START	START	START	START	START	START	START	START	START	START	START	START	START	...
64	Mageo, AJ	1/0	XXX
66	Quinones, Gino	14/2	XXX	XXX	XXX	XXX	START	XXX	XXX	XXX	XXX	XXX	XXX	XXX	XXX	START
67	O'Connor, Killian	0/0
70	Haskins, Bobby	13/9	XXX	XXX	START	START	START	START	START	START	...	XXX	XXX	START	START	START
71	Lovelace, Cooper	3/0	XXX	XXX	XXX
72	Vorhees, Andrew	11/11	START	START	START	START	START	START	START	...	START	START	START	START
73	Stephen, Caadyne	1/0	XXX
74	Ford, Courtland	10/3	START	START	XXX	XXX	XXX	XXX	XXX	XXX	XXX	START
76	Murphy, Mason	14/5	XXX	XXX	XXX	XXX	XXX	XXX	XXX	START	START	START	START	XXX	START	XXX
77	Rodriguez, Jason	0/0
77	Sekona, Jamar	5/0	XXX	XXX	XXX	XXX	XXX
78	Milek, Andre	13/0	XXX	...	XXX	XXX	XXX	XXX	XXX	XXX	XXX	XXX	XXX	XXX	XXX	XXX
79	Benton, De'jon	13/3	START	...	START	START	XXX	XXX	XXX	XXX	XXX	XXX	XXX	XXX	XXX	XXX
79	Monheim, Jonah	14/14	START	START	START	START	START	START	START	START	START	START	START	START	START	START
80	Jackson III, John	13/0	XXX	XXX	XXX	XXX	XXX	...	XXX	XXX	XXX	XXX	XXX	XXX	XXX	XXX
81	Ford, Kyle	12/2	XXX	...	XXX	...	XXX	XXX	XXX	XXX	XXX	XXX	XXX	START	START	XXX
82	Overn, Austin	0/0
83	Falo, Josh	12/5	XXX	XXX	START	XXX	XXX	XXX	START	START	START	XXX	XXX	START
85	Rae, Ethan	0/0
87	McRee, Lake	13/2	XXX	START	START	XXX	...	XXX	XXX	XXX	XXX	XXX	XXX	XXX	XXX	XXX
89	Mahoney, Sean	11/0	XXX	XXX	XXX	XXX	XXX	XXX	XXX	XXX	XXX	XXX	XXX
90	Mobley, Colin	0/0
91	Pili, Brandon	14/1	XXX	XXX	XXX	XXX	XXX	XXX	XXX	XXX	XXX	XXX	XXX	XXX	XXX	START
93	Astani, Sinjun	2/0	XXX	XXX
94	Pepe, Kobe	1/0	XXX
97	Barquet Jr., Earl	4/0	XXX	XXX	XXX	XXX
98	White, Garth	0/0
99	Figueroa, Nick	14/10	XXX	START	START	XXX	XXX	XXX	START	START	START	STRAT	START	START	START	START





2022 ALL-STAR HONORS

WR Jordan Addison

Washington Metro College Player of the Week (9/13)
Athlon Midseason All-American Third Team
PFF Midseason All-American Third Team
Biletnikoff Semifinalist
All-Pac-12 First Team

DB Mekhi Blackmon

East-West Shrine Bowl Breakout Defensive Player (11/21)
All-Pac-12 First Team
Pac-12 Academic Honor Roll

DB Calen Bullock

First Team All-American (PFF)
All-Pac-12 Second Team

WR Terrell Bynum

Pac-12 Academic Honor Roll

RB Matt Colombo

Pac-12 Academic Honor Roll

OL Justin Dedich

PFF Midseason All-American Third Team
All-Pac-12 Honorable Mention

RB Travis Dye

All-Pac-12 Second Team
Pac-12 Academic Honor Roll

DL Nick Figueroa

Campbell Trophy Semifinalist
Lott IMPACT Trophy Quarterfinalist
Pac-12 Scholar Athlete
Pac-12 Academic Honor Roll
First Team Academic All-American

ILB Eric Gentry

FOX Sports Midseason All-American Second Team

OL Bobby Haskins

Pac-12 Academic Honor Roll

WR Michael Jackson III

Paul Hornung Award Honor Roll (11/7)

RB Austin Jones

Pac-12 Academic Honor Roll

ILB Shane Lee

All-Pac-12 Honorable Mention

OL Jonah Monheim

All-Pac-12 Honorable Mention
Pac-12 Academic Honor Roll

QB Miller Moss

Pac-12 Academic Honor Roll

OL Brett Neilon

PFF Midseason All-American Second Team
Rimington Trophy Finalist
First Team All-American (Action Network)
All-Pac-12 Second Team

DL Coach Shaun Nua

Broyles Award Semifinalist

HC Lincoln Riley

2022 George Munger Coach of the Year Semifinalist
2022 Eddie Robinson Coach of the Year Award Finalist

WR Danny Ryan

Pac-12 Academic Honor Roll

ILB Julien Simon

Pac-12 Academic Honor Roll

DB Bryson Shaw

Pac-12 Defensive Player of the Week (10/31)

DL Tuli Tuipulotu

Pac-12 Defensive Lineman of the Week (9/12)
Pac-12 Defensive Player of the Week (10/10)
Pac-12 Defensive Lineman of the Week (10/10)

AP Midseason All-American First Team
ESPN Midseason All-American First Team
Athlon Midseason All-American First Team
CBS Sports Midseason All-American First Team
The Athletic Midseason All-American First Team
FOX Sports Midseason All-American First Team

Lott IMPACT Trophy Quarterfinalist
Rotary Lombardi Award Semifinalist
Bednarik Award Semifinalist

Pac-12 Defensive Lineman of the Week (11/6)
Pac-12 Defensive Player of the Week (11/14)

Lott IMPACT Trophy Semifinalist
Bronko Nagurski Trophy Finalist
Rotary Lombardi Award Finalist
Lott IMPACT Trophy Finalist
Bednarik Award Finalist

Ted Hendricks Award Finalist
Pac-12 Defensive Lineman of the Week (11/21)
Pac-12 Defensive Player of the Year

All-Pac-12 First Team
Morris Trophy Winner

Polynesian College Football Player of the Year
Unanimous First Team All-American (FWAA, Walter Camp, AFCA, AP, Sporting News)

OL Andrew Vorhees

Athlon Midseason All-American First Team
CBS Sports Midseason All-American First Team
FOX Sports Midseason All-American First Team
PFF Midseason All-American First Team
Pac-12 Offensive Lineman of the Week (11/21)
First Team All-American (AP and PFF)
Morris Trophy Winner
All-Pac-12 First Team

QB Isaac Ward

Pac-12 Academic Honor Roll

WR Tahj Washington

All-Pac-12 Honorable Mention

SNP Nathan Weneta

Pac-12 Academic Honor Roll

QB Caleb Williams

Washington Metro College Player of the Week Honor Roll (9/20)
Allstate AFCA Good Works Team (9/19)
Pac-12 Offensive Player of the Week (9/12)
CFPA National Performer of the Week (9/12)
Maxwell Award Player of the Week (9/13)

Washington Metro College Player of the Week Honor Roll (10/4)
Washington Metro College Player of the Week Honor Roll (10/31)

Davey O'Brien Great 8 List (10/31)
Maxwell Award Semifinalist

Davey O'Brien Award Semifinalist
DC Touchdown Club Player of the Week (11/21)
Manning Award Star of the Week (11/21)

Pac-12 Offensive Player of the Week (11/21)
CFPA Hon. Mention National Performer of the Week (11/27)

Walter Camp National FBS Offensive Player of the Week (11/27)
Manning Award Star of the Week (11/28)

Rose Bowl Game Big Ten and Pac-12 Player of the Week (11/28)
Davey O'Brien Award Finalist

Pac-12 Offensive Player of the Year
All-Pac-12 First Team

Maxwell Award Winner

Unanimous First Team All-American (FWAA, Walter Camp, AFCA, AP, Sporting News, PFF, CBS Sports, The Athletic, Action Network and Phil Steele)

AP Player of the Year

Walter Camp Player of the Year
CBS Sports Player of the Year

Action Network Player of the Year
Sporting News College Football Player of the Year
Heisman Trophy Winner

DB Max Williams

All-Pac-12 Honorable Mention

WR Josiah Zamora

Pac-12 Academic Honor Roll

WR Grant Zane

Pac-12 Academic Honor Roll

USC Offensive Line Unit

Joe Moore Award Semifinalist





2022 GAME SUMMARIES

GAME 1 – September 3, Los Angeles Coliseum USC 66, Rice 14 Att: 60,113

Rice	7	7	0	0	--	14
USC	7	24	28	7	--	66

QB Caleb Williams went 19-of-22 for 249 yards and 2 TDs to lead the Trojans to a 66-14 victory over the Rice Owls to usher in the Lincoln Riley Era on Labor Day Weekend in front of 60,113 fans in the Coliseum and a national Pac-12 Network audience.

It was USC's 15th consecutive season opening victory in the Coliseum. The 52-point margin of victory was USC's largest in any game since defeating San Jose State by 53 points on Sept. 5, 2009 in the season opener that season (56-3). USC's 66 points were the most its scored in a game since winning at Washington State 69-0 on Oct. 18, 2008. The last time USC scored 66 points or more in a home game was when it won 66-19 vs. UCLA on Dec. 3, 2005. The 66 points are the most scored by USC in a home opener since scoring 70 vs. Arkansas on Sept. 17, 2005 (second game of the season).

USC generated 538 yards of total offense with Williams at the helm. His 86.3 completion percentage was the best by a Trojan quarterback with a minimum of 20 attempts since Matt Barkley had a 95.0 completion percentage vs. Colorado on Oct. 20, 2012. He also led the team in rushing with 68 yards on 6 carries. **RBs Austin Jones** (48 yards on 4 carries), **Raleek Brown** (36 yards on 6 carries), **Travis Dye** (20 yards on 5 carries) and **Darwin Barlow** (16 yards on 5 carries) combined for 120 rushing yards. The offense converted 5-of-7 third down chances and had 37 first downs.

The Trojan defense lit up the Coliseum with 4 interceptions, 3 of which were returned for TDs. That tied the school single game record of three, which was also accomplished on Nov. 11, 1982 at Arizona. In the game at Arizona, one of the TDs was an intercepted fumble returned for a score which was categorized as an interception at that time (in 1982, you could not return a fumble unless it was in the air). USC's 3 interceptions returned for a touchdown also tied the Pac-12 record. USC's defense held Rice to 280 total yards. The Owls converted only 5-of-16 third downs and were penalized 4 times for 55 yards (USC was penalized 6 times for 60 yards).

After **WR Jordan Addison** quickly scored off a 5-yard pass from C. Williams, the Owls responded with a TD of their own from RB Ari Broussard at the end of the quarter. RB Jones scored off a 4-yard rush to kick off the second quarter, and RB Brown followed closely behind with the first TD of his career and stopped to flash the Heisman pose in the end zone for the Trojan fans. **DB Calen Bullock** kept the pressure on Rice as he intercepted a pass and ran it back 93 yards into the end zone to push USC ahead 28-7. The Owls responded when Broussard ran in his second TD of the day to keep Rice in the game. **PK Denis Lynch** closed out the half with a 25-yard field goal, the first of his career.

ILB Shane Lee opened the second half with another pick-six (40-yard interception return) and less than a minute later, fellow **ILB Ralen Goforth** also intercepted a pass and ran it back 31-yards to score. In the next series, the relentless Trojan defense once again picked off the Owls as **DB Xamarion Gordon** intercepted the fourth pass of the day. Both Addison and Jones each scored another TD in the third quarter, and RB Darwin Barlow capped off the game with a rushing TD of his own in the fourth.

Lee led the team with 8 tackles, while **ILB Eric Gentry** added 7 stops and Bullock tallied 6.

Rice QB Wiley Green went 8-of-13 with 1 interception, but left the game due to a right arm injury. QB TJ McMahon then entered the game and went 6-of-15 with 3 interceptions.

This was just the fourth ever meeting of the two schools and USC improved its record against Rice to 3-0-1.

SCORING

First Quarter

USC -- Addison 5-yard pass from C. Williams (Lynch kick)
Rice -- Broussard 1-yard rush (VanSickle kick)

Second Quarter

USC -- Jones 4-yard rush (Lynch kick)
USC -- Brown 14-yard rush (Lynch kick)
USC -- Bullock 93-yard interception return (Lynch kick)
Rice -- Broussard 2-yard rush (VanSickle kick)
USC -- Lynch 25-yard field goal

Third Quarter

USC -- Lee 40-yard interception return (Lynch kick)
USC -- Goforth 31-yard interception return (Lynch kick)
USC -- Addison 3-yard pass from C. Williams (Lynch kick)
USC -- Jones 28-yard rush (Lynch kick)

Fourth Quarter

USC -- Barlow 2-yard rush (Lynch kick)

USC	STATISTICS	RICE
27	First Downs	14
208	Net Yards Rushing	146
330	Net Yards Passing	134
30	Passes Attempted	28
25	Passes Completed	14
0	Had Intercepted	4
58	Total Plays	62
538	Total Yards	280
1/26.0	Punts/Avg	4/40.5
1/0	Fumbles-Lost	0/0
6/60	Penalties/Yards	4/55
27:08	Time of Possession	32:52

TOP INDIVIDUALS

RUSHING – Montgomery (Rice) 6-99; C. Williams (USC) 6-68; Jones (USC) 4-48; Brown (USC) 6-36; Dye (USC) 5-20

PASSING – C. Williams (USC) 19-22-249; McMahon (Rice) 6-15-65; Green (Rice) 8-13-69

RECEIVING – Addison (USC) 5-54; McCaffrey (Rice) 5-51; Washington (USC) 4-65; Esdale (Rice) 4-38; Hudson (USC) 3-34; Dye (USC) 3-21

GAME 2 – September 10, Stanford Stadium USC 41, Stanford 28 Att: 43,813

Stanford	7	7	0	14	--	28
USC	21	14	6	0	--	41

QB Caleb Williams went 20-of-27 for 341 yards and 4 TDs to lead the dynamic offense of the No. 10 ranked USC Trojans to a 41-28 victory over Stanford in Palo Alto, Calif. This was the Trojans' first win over the Cardinal in Stanford Stadium since 2014, and it was **Lincoln Riley's** first Pac-12 Conference win as head coach of the Trojans. USC is now 2-0 on the 2022 season, and 1-0 in Pac-12 Conference play.

The Trojan offense amassed 505 total yards of offense and scored five TDs in the first-half of play. USC did not see a third down until the final minute of the second half.

USC's defense collected four more turnovers in Saturday's game. The last time USC's defense forced a total of 8 turnovers in consecutive games was in 2020 when the Trojans had 5 turnovers at Utah (11/21/20) and 3 the next game versus Washington State (12/6/20).

In the first series of the game, **DB Max Williams** intercepted Stanford QB Tanner McKee and returned it for 32-yards. This marked the first INT of his career. He set up **QB Williams** and the Trojan offense to quickly score on a 5-yard pass to **TE Lake McRee**, the first of his career.

The Stanford offense returned to the field for its second offensive series and marched all the way to the USC 2-yard line where **DB Mekhi Blackmon** intercepted McKee in the end zone and returned it 17 yards. Williams then tossed a 22-yard touchdown pass to **WR Jordan Addison** which made the score 14-0.

Stanford put points on the board as RB E.J. Smith caught a short pass for a TD, but just 11 seconds later, Williams responded with a 75-yard TD pass to Addison.

WR Mario Williams scored his first TD as a Trojan after Max Williams forced a fumble that Blackmon recovered. This score pushed USC's lead to 28-7.

On Stanford's next possession, Smith found the end zone for a second time. But the Trojans continued to showcase Lincoln Riley's high-scoring offense as **RB Travis Dye** scored on a 27-yard TD run to close out the first half of play.

In the second half, **PK Denis Lynch** nailed a 45-yard FG, his career long. **DL Tuli Tuipulotu** forced a fumble, which **DB Jacobe Covington** recovered and set up Lynch to kick another 42-yard FG.

Stanford scored twice more in the fourth quarter, but it wasn't enough to top the Trojans.

USC improves to 64-34-3 overall in its series with Stanford.

SCORING

First Quarter

USC -- McRee 5-yard pass from C. Williams (Lynch kick)
USC -- Addison 22-yard pass from C. Williams (Lynch kick)
Stan -- E. Smith 3-yard pass from McKee (Karty kick)
USC -- Addison 75-yard pass from C. Williams (Lynch kick)

Second Quarter

USC -- Mar. Williams 15-yard pass from C. Williams (Lynch kick)
Stan -- E. Smith 5-yard rush (Karty kick)
USC -- Dye 27-yard rush (Lynch kick)

Third Quarter

USC -- Lynch 45-yard field goal
USC -- Lynch 45-yard field goal

Fourth Quarter

Stan -- Filkins 2-yard rush (Karty kick)
Stan -- McKee 2-yard rush (Karty kick)

USC	STATISTICS	STANFORD
24	First Downs	33
164	Net Yards Rushing	221
341	Net Yards Passing	220
27	Passes Attempted	35
20	Passes Completed	20
0	Had Intercepted	2
63	Total Plays	80
505	Total Yards	441
2/32.0	Punts/Avg	2/47.0
1/0	Fumbles-Lost	2/2
9/104	Penalties/Yards	5/42
30:33	Time of Possession	29:27

TOP INDIVIDUALS

RUSHING – Dye (USC) 14-105; Smith (Stan) 19-88; Filkins (Stan) 16-77; Jones (USC) 8-38

PASSING – C. Williams (USC) 20-27-341; McKee (Stan) 20-35-200

RECEIVING – Addison (USC) 7-172; Mar. Williams (USC) 4-74; Higgins (Stan) 3-50; Yurosek (Stan) 5-45



2022 GAME SUMMARIES

**GAME 3 – September 17, Los Angeles Coliseum
USC 45, Fresno State 17
Att: 67,226**

Fresno State	0	10	7	0	--	17
USC	14	7	14	10	--	45

QB Caleb Williams went 25-of-37 for 284 yards and 2 TDs with 0 INTs to lead the Trojans to a 45-17 victory over Fresno State in front of 67,226 fans under the lights in the Coliseum.

USC has totaled 152 points in the first three game of the 2022 season. The last USC team to score more points through the first three games was the 2005 team which scored 178 points. That was also the last time USC scored 40 or more points in each of its first three games of a season (63-17 at Hawai'i on Sept. 3, 70-17 vs. Arkansas on Sept. 17 and 45-13 at Oregon on Sept. 24). It is the first time USC scored 40 or more points in any three consecutive games since doing it the final 2 games of the 2016 season and the first two of the 2017 season.

USC had 517 total yards in offense against the Bulldogs. The Trojans have registered over 500 yards of offense in each game this season. The last time USC had 500+ yards in three consecutive games was during the 2017 season: Oct. 28 at ASU (607), Nov. 4 vs. Arizona (642) and Nov. 11 at Colorado (522). The offense converted 3-of-3 fourth down opportunities and had 29 first downs.

RBs Travis Dye (102 rushing yards) and **Austin Jones** (110 rushing yards) became the first pair of USC running backs to both have 100 or more rushing yards in the same game since Nov. 3, 2018 vs. Oregon State when Aca'Cedric Ware had 205 yards rushing and Vavae Malepeai had 101.

WR Mario Williams led the Trojan offense with 77 receiving yards.

The Trojan defense held Fresno State to just 17 points. USC continued to play opportunistic defense and collected two more turnovers, an INT by **TE Malcolm Epps** and a fumble recovery by **DL Solomon Byrd**. USC's 10 total takeaways on the season are the most its recorded through the first three games of a season since it had 12 in 2004.

QB Williams located his favorite target **WR Jordan Addison** for a short 2-yard TD pass to kick off the game with a Trojan TD. In their second offensive series, the Trojans drove the ball down the field and Williams rushed 8-yards to score once again. Fresno State opened the second quarter with a field goal from **K Abraham Montano**, but the Trojans responded with their third-straight offensive series TD as Williams scored on a quarterback sneak. USC has scored a TD on its first three drives in all three games and has scored a TD on all seven of its first quarter drives this season. Additionally, Williams' 2 rushing TDs are the most in a game by a Trojan QB since Sam Darnold scored twice on the ground on Sept. 29, 2017 at Washington State. The Bulldog offense found the end zone as **QB Jake Haener** tossed a 39-yard TD pass to **WR Erik Brooks** to make the score 21-10. On the last play of the half, Haener attempted a Hail Mary toss into the end zone that was intercepted by **TE Malcolm Epps**.

The second half began with a sack and fumble recovery by **DL Solomon Byrd** which set up **RB Austin Jones** to score a rushing TD on the next offensive series. Bulldog RB Malik Sherrod followed by rushing 32 yards for a TD. But **USC RB Travis Dye** responded with an explosive 25-yard TD run to increase the Trojans' lead to 35-17. In the fourth quarter, Epps scored on a 10-yard TD reception and **PK Denis Lynch** nailed a 41-yard field goal to put the final points on the board for the Trojans.

ILB Eric Gentry led the team with 5 tackles, while **ILB Shane Lee**, **DL Tuil Tuipulotu** and **DL Solomon Byrd** each recorded 4 tackles.

Fresno State **QB Jake Haener** went 10-of-18 for 117 yards with 1 INT, but left the game due to a lower body injury. **QB Logan Fife** replaced him and went 11-of-12 for 140 yards.

USC extended its winning streak to 4-1 all-time against the Bulldogs with one win vacated due to NCAA penalty (original record 5-1).

**SCORING
First Quarter**

USC -- Addison 2-yard pass from C. Williams (Lynch kick)
USC -- C. Williams 8-yard rush (Lynch kick)

Second Quarter

FSU -- Montano 23-yard field goal
USC -- C. Williams 1-yard rush (Lynch kick)
FSU -- Brooks 39-yard pass from Haener (Montano kick)

Third Quarter

USC -- Jones 3-yard rush (Lynch kick)
FSU -- Sherrod 32-yard rush (Montano kick)
USC -- Dye 25-yard rush (Lynch kick)

Fourth Quarter

USC -- Epps 10-yard pass from C. Williams (Lynch kick)
USC -- Lynch 41-yard field goal

USC	STATISTICS	FRESNO STATE
29	First Downs	23
233	Net Yards Rushing	164
284	Net Yards Passing	257
37	Passes Attempted	30
25	Passes Completed	21
0	Had Intercepted	1
75	Total Plays	62
517	Total Yards	421
2/40.0	Punts/Avg	2/35.5
1/0	Fumbles-Lost	1/1
4/50	Penalties/Yards	3/17
34:08	Time of Possession	25:52

TOP INDIVIDUALS

RUSHING – Mims (FSU) 15-114; Jones (USC) 12-110; Dye (USC) 11-102; Sherrod (FSU) 8-47
PASSING – C. Williams (USC) 25-37-284; Fife (FSU) 11-12-140; Haener (FSU) 10-18-117
RECEIVING – Moreno-Cropper (FSU) 8-62; Brooks (FSU) 6-89; Mar. Williams (USC) 6-77; Addison (USC) 6-69; Rice (USC) 4-18; Dye (USC) 3-36; Pope (FSU) 3-35

**GAME 4 – September 24, Reser Stadium
USC 17, Oregon State 14
Att: 28,768**

Oregon State	0	7	0	7	--	14
USC	0	3	0	14	--	17

WR Jordan Addison made the game winning TD with 1:13 left on the clock as No. 7 USC beat Oregon State 17-14 in Corvallis, Ore. in front of 28,768 fans in Reser Stadium.

The Trojans only held the lead for 11 minutes total, all in the fourth quarter.

The USC defense shined matching its season-high 4 INTs with 4 picks.

ILB Eric Gentry had a strong performance collecting 8 tackles and an INT. He recorded a pass breakup on Oregon State's final drive and also tipped Beaver QB Chance Nolan's pass on the final play of the game that allowed USC **DB Max Williams** to intercept the ball and seal the Trojan victory.

RB Travis Dye was the offensive catalyst for the Trojans in USC's 17-14 win over Oregon State. He collected 133 rushing yards on 19 carries (7.0 avg.) and scored 1 TD marking his third consecutive 100-yard rushing game. It is the first time in Dye's career that he has rushed for 100 yards in 3 straight games. Dye now has 10 career 100-yard rushing games, and he recorded over 90 yards rushing in all 5 career games versus Oregon State.

QB Caleb Williams went 16-of-36 (44.4) for 180 yards and 1 TD. He also rushed for 27 yards on 9 carries. Williams is now 4th in the nation for most consecutive pass attempts without an INT with 188 (11/27/21-9/24/22).

The Trojans opened the game on a failed fourth-down conversion. This was the first time in the 2022 season that USC had not scored on its opening drive nor scored in the first quarter.

After a scoreless first quarter, Oregon State struck first with RB Deshaun Fenwick's 4-yard rushing TD which put USC into its first deficit of the season.

Midway in the second quarter, Gentry made a huge defensive play by picking off Beaver QB Chance Nolan. This turnover allowed the Trojan offense to drive down the field and set up USC **PK Denis Lynch** to kick a 42-yard FG to put USC's first points on the board.

No scoring occurred in the third quarter. However, **DB Ceyair Wright** collected his first career INT to set up the Trojans to score on USC's next possession as RB Dye rushed for 7 yards to score a TD to push USC ahead 10-7 in the fourth quarter.

The Trojan defense continued to prevail, forcing a missed Beaver FG, and **DB Mekhi Blackmon** intercepted another pass. Oregon State responded with RB Jam Griffin's 7-yard TD run pushing the Beavers ahead 14-10 with 4:44 remaining in the game.

QB Caleb Williams then led the Trojans on a 11-play, 84-yard drive. **OL Brett Neilson** and other Trojan linemen were part of a critical play on the drive. On 4th and 6, they had the field-awareness to push QB Williams downfield to collect the first down. This first down kept USC's drive alive and ultimately led to Williams' 21-yard TD pass to WR Addison to push the Trojans ahead 17-14.

Oregon State's offense came back on the field, but the Trojans ended it with a tipped ball from Gentry that **DB Max Williams** intercepted to secure the USC victory.

The Trojans remain undefeated and improve to 4-0 (2-0 in Pac-12 Conference) on the season.

**SCORING
Second Quarter**

OSU -- Fenwick 4-yard rush (Hayes kick)
USC -- Lynch 42-yard field goal

Fourth Quarter

USC -- Dye 7-yard rush (Lynch kick)
OSU -- Griffin 18-yard rush (Hayes kick)
USC -- Addison 21-yard pass from C. Williams (Lynch kick)

USC	STATISTICS	OREGON STATE
21	First Downs	18
177	Net Yards Rushing	153
180	Net Yards Passing	167
36	Passes Attempted	29
16	Passes Completed	17
0	Had Intercepted	4
73	Total Plays	60
357	Total Yards	320
4/41.0	Punts/Avg	3/40.0
1/0	Fumbles-Lost	0/0
6/47	Penalties/Yards	6/35
30:15	Time of Possession	29:45

TOP INDIVIDUALS

RUSHING – Dye (USC) 19-133; Griffin (OSU) 12-84; Fenwick (OSU) 11-29; C. Williams (USC) 9-27; Gould (OSU) 1-15; Martinez (OSU) 5-14; Jones (USC) 5-11
PASSING – C. Williams (USC) 16-36-180; Nolan (OSU) 17-29-167
RECEIVING – Washington (USC) 6-67; Lindsey (OSU) 5-44; Addison (USC) 3-42; Gould (OSU) 4-40; Rice (USC) 3-28; Harrison (OSU) 3-22; Mar. Williams (USC) 1-22; Colletto (OSU) 1-30; Velling (OSU) 1-19; Dye (USC) 1-9



**GAME 5 – October 1, Los Angeles Coliseum
USC 42, Arizona State 25
Att: 62,113**

Arizona State	7	10	0	8	--	25
USC	14	7	7	14	--	42

QB Caleb Williams went 27-of-37 (.730) for 348 yards and 3 TDs to lead the Trojans to a 42-25 victory over Arizona State in the Coliseum.

Williams also rushed for 44 yards on 8 carries and ran for a TD.

This victory improved the Trojans to 5-0, which has already surpassed last year's win total.

RB Travis Dye had 62 rushing yards on 13 carries and 2 TD, while **WR Jordan Addison** led the receivers with 105 yards on 8 receptions.

ILB Eric Gentry, a transfer from Arizona State, led the Trojans with 6 tackles, 1.5 for loss and 0.5 sack. Fellow **ILB Shane Lee** also contributed 5 tackles and 0.5 sack.

USC's 3rd down conversion rate against the Sun Devils (.889) was the best single game 3rd down conversation rate in the Pac-12 Conference since 1996.

Williams led off the scoring with a 1-yard rushing TD, but the Sun Devils responded with Xazavian Valladay's 29-yard TD catch.

USC regained the lead in the first quarter as Williams tossed a 7-yard TD pass to **WR Mario Williams**. The Trojans held ASU to a field goal on its next offensive series. USC then put up 7 more points with another Williams TD pass to **TE Malcolm Epps**. The Trojans led 21-10.

Just before halftime, Sun Devil QB Jones rushed for 6 yards to score, closing the point gap to 21-17. The 17 first-half points scored by ASU were the most by a Trojan opponent in the first half of a game this season.

Although USC committed its first turnover of the season when ASU picked off Williams, the Trojan defense forced the Sun Devils to go three-and-out on their next three possessions. **QB Caleb Williams** briefly held the longest active streak in the FBS for most consecutive pass attempts without an interception at 215.

RB Travis Dye and **WR Kyron Hudson** each scored, with Hudson's being his first career TD.

The game ended with **DB Calen Bullock** intercepting ASU QB Jones in the final minute.

ASU QB Jones went 23-of-32 (.719) for 243 yards with 1 TD and 1 INT.

The Trojans improved to 24-14 all-time against the Sun Devils with one win vacated dur to NCAA penalty (original record 25-14).

USC is 5-0 to start a season for the first time since going 5-0 during the 2020 season, before falling in the Pac-12 Championship game. USC's 5-0 start is its fourth in the last 27 seasons (2005, 2006, 2020 & 2022). The last time USC started a season 6-0 was the 2006 season.

SCORING

First Quarter

- USC -- C. Williams 1-yard rush (Lynch kick)
- ASU -- Valladay 29-yard pass from Jones (Brown kick)
- USC -- Mar. Williams 7-yard pass from C. Williams (Lynch kick)

Second Quarter

- ASU -- Brown 40-yard field goal
- USC -- Epps 4-yard pass from C. Williams (Lynch kick)
- ASU -- Jones 6-yard rush (Brown kick)

Third Quarter

- USC -- Dye 2-yard rush (Lynch kick)

Fourth Quarter

- USC -- Hudson 2-yard pass from C. Williams (Lynch kick)
- ASU -- Vallady 2-yard rush (Valladay pass from Jones)
- USC -- Dye 1-yard rush (Lynch kick)

USC	STATISTICS	ARIZONA STATE
29	First Downs	20
137	Net Yards Rushing	88
348	Net Yards Passing	243
37	Passes Attempted	32
27	Passes Completed	23
1	Had Intercepted	1
67	Total Plays	61
485	Total Yards	331
1/37.0	Punts/Avg	3/38.0
2/0	Fumbles-Lost	0/0
8/65	Penalties/Yards	7/74
30:03	Time of Possession	29:55

TOP INDIVIDUALS

RUSHING – Valladay (ASU) 16-64; Dye (USC) 13-2; C. Williams (USC) 8-44; Ngata (ASU) 5-29; R. Brown (USC) 6-27

PASSING – C. Williams (USC) 27-37-348; Jones (ASU) 23-32-243

RECEIVING – Addison (USC) 8-105; Thompson (ASU) 5-86; Mar. Williams (USC) 5-50; Rice (USC) 3-72; Hudson (USC) 3-46

**GAME 6 – October 8, Los Angeles Coliseum
USC 30, Washington State 14
Att: 63,204**

Washington State	0	14	0	0	--	14
USC	10	7	7	6	--	30

RB Travis Dye ran for a season-best 149 yards on a season-high 28 carries and scored 1 TD in USC's 30-14 victory over Washington State in the Coliseum. Dye's 28 carries were the most rushing attempts in a game by a Trojan since Ronald Jones II had 30 versus Stanford on Dec. 1, 2017 in the Pac-12 Championship game, that was won by USC 36- 21. It was also Dye's fourth 100-yard rushing game of the season and 11th of his career.

The Trojans improve to 6-0 overall and 4-0 in Pac-12 Conference play. The Trojans last started a season 6-0 in 2006 when USC finished 11-2 overall, with a Pac-10 co-championship, a win over Michigan in the Rose Bowl and a No. 4 final AP ranking.

WR Mario Williams led the receiving corps with 82 yards on 4 catches with 2 TDs. QB Caleb Williams was 15-of-29 for 188 yards.

DL Tuli Tuipulotu was the star on the defensive side of the ball, recording 5 tackles with 4 for loss and a game-high 3 sacks. Tuipulotu fell one short of tying the school record of 4 sacks in a game done 4 times (Marcus Cotton against Oregon State in 1987, Junior Seau against Oregon State in 1989, Tim Ryan against UCLA in 1989 and Lawrence Jackson against Arizona State in 2007). This was the fifth consecutive game in which Tuipulotu had at least 1 tackle for loss, and he now has 12.5 tackles for loss on the season.

ILB Ralen Goforth stepped in for an injured **ILB Shane Lee** and led the team with 8 tackles, while **DL Nick Figueroa** added 2 sacks.

PK Denis Lynch went 3-for-3 on field goals and was perfect on all 3 of his PATs.

After stopping the Cougars on the opening possession, WR Williams caught his first TD for 38 yards and Lynch scored a field goal on the next Trojan drive to push USC ahead 10-0 in the first quarter.

Washington State responded with a TD pass from **QB Cameron Ward** to **WR Robert Ferrell** on the first play of the second quarter. Ward later threw a 1-yard TD pass to **RB Nakia Watson** to push the Cougars ahead 14-10. WSU only reached the red zone twice in the game, resulting in both of these TDs.

Moments before halftime, **RB Travis Dye** shimmied his way through the Cougar defense and found the end zone to give USC a 17-14 lead.

In the second half, Williams made a diving catch in the end zone to score his second TD of the game. The Trojan defense shut out Washington State the entire half, and Lynch made 2 more field goals to lock the final score at 30-14.

SCORING

First Quarter

- USC -- M. Williams 38-yard pass from C. Williams (Lynch kick)
- USC -- Lynch 31-yard field goal

Second Quarter

- WSU -- Ferrel 12-yard pass from Ward (Janikowski kick)
- WSU -- Watson 1-yard pass from Ward (Janikowski kick)
- USC -- Dye 4-yard rush (Lynch kick)

Third Quarter

- USC -- M. Williams 24-yard pass from C. Williams (Lynch kick)

Fourth Quarter

- USC -- Lynch 27-yard field goal
- USC -- Lynch 31-yard field goal

USC	STATISTICS	WASHINGTON STATE
23	First Downs	17
181	Net Yards Rushing	144
188	Net Yards Passing	172
29	Passes Attempted	32
15	Passes Completed	19
0	Had Intercepted	0
69	Total Plays	61
369	Total Yards	316
5/45.0	Punts/Avg	7/40.3
0/0	Fumbles-Lost	1/0
5/50	Penalties/Yards	11/106
32:48	Time of Possession	27:12

TOP INDIVIDUALS

RUSHING – Dye (USC) 28-149; Jenkins (WSU) 13-130; C. Williams (USC) 9-45; Watson (WSU) 2-13; Brown (USC) 2-5

PASSING – C. Williams (USC) 15-29-188; Watson (WSU) 19-32-172

RECEIVING – Mar. Williams (USC) 4-82; Rice (USC) 3-38; Ollie (WSU) 4-35; Addison (USC) 3-37; Stribling (WSU) 3-28; Victor (WSU) 3-21; Dye (USC) 3-18; Ferrell (WSU) 3-15



2022 GAME SUMMARIES

**GAME 7 – October 15, Rice-Eccles Stadium
Utah 43, USC 42
Att: 53,609**

Utah	7	14	7	15	--	43
USC	14	14	7	7	--	42

"The only thing I can promise you is that we will not be undefeated." **QB Caleb Williams** relayed this message to the media after USC's heartbreaking 42-43 loss to Utah in Salt Lake City. And he's correct; everything is still on the table for the Trojans to have a historic season.

Williams played a remarkable game and threw for 381 yards and 5 TDs, both season-highs. He went 24-for-42 (.595) and rushed for an additional 57 yards, but the Trojans still suffered their first loss of the season to the Utes.

RB Travis Dye rushed for 76 yards on 11 carries and scored a TD. Dye became USC's first RB since Ronald Jones II to have a rushing TD in 6 straight games. Jones did it in the final 6 games of 2017.

WR Jordan Addison led the team with 106 receiving yards on 7 catches and scored a TD, his seventh of the season. He left the game in the third quarter with an injury.

The Trojan offense made a statement quickly with a TD from Dye on the opening drive. Addison's TD on the next possession gave USC a 14-0 lead. Utah scored a TD to close out the first quarter. But Williams responded by finding **WR Kyron Hudson** for a 2-yard TD early in the second quarter.

Utah, led by **QB Cam Rising**, began to find its rhythm. Rising ran for his first TD of the game towards the end of the quarter. USC **TE Josh Falo** made a 3-yard diving catch with 1:15 left in the half to score. This was Falo's first reception since 2019. Utah had the final word of the half as Rising threw to **WR Devaughn Vele** to make the score 28-14 going into halftime.

In the second half, both teams traded TDs. Rising found seemingly unstoppable **TE Dalton Kincaid** in the end zone. But just one minute later, Williams silenced the Ute fan celebrations with a second TD pass to Falo.

ILB Eric Gentry made a momentum changing defensive play by forcing a fumble that was recovered by **DL Stanley Ta'ufo'ou** on the Trojan 28-yard line, but USC was forced to punt on the following drive.

Rising ran for a 1-yard TD in the fourth quarter. But Williams subsequently tossed a 20-yard TD pass to **WR Michael Jackson III**, his first career TD, to give the Trojans a 42-35 lead.

In a dramatic ending, Utah scored on a 6-minute, 75-yard drive as Rising ran into the end zone. The Utes then scored on a two-point conversion to win the game.

The Trojans still control their own destiny as they pursue a Pac-12 Football Championship Game berth. They will need to win all four remaining Pac-12 games to contend for the conference title.

**SCORING
First Quarter**

USC -- Dye 8-yard rush (Lynch kick)
USC -- Addison 2-yard pass from C. Williams (Lynch kick)
Utah--Bernard 12-yard rush (Redding kick)

Second Quarter

USC -- Hudson 2-yard pass from C. Williams (Lynch kick)
Utah -- Rising 2-yard rush (Redding kick)
USC--Falo 3-yard pass from C. Williams (Lynch kick)
Utah--Vele 16-yard pass from Rising (Redding kick)

Third Quarter

Utah--Kincaid 4-yard pass from Rising (Redding kick)
USC -- Falo 11-yard pass from C. Williams (Lynch kick)

Fourth Quarter

Utah -- Rising 2-yard rush (Redding kick)
USC -- Jackson III 20-yard pass from C. Williams (Lynch kick)
Utah--Rising 1-yard rush (Rising rush for 2 pts)

USC	STATISTICS	UTAH
28	First Downs	30
175	Net Yards Rushing	138
381	Net Yards Passing	424
42	Passes Attempted	44
25	Passes Completed	30
0	Had Intercepted	0
69	Total Plays	76
556	Total Yards	562
2/50.5	Punts/Avg	2/42.5
1/0	Fumbles-Lost	1/1
12/93	Penalties/Yards	5/42
28:10	Time of Possession	31:50

TOP INDIVIDUALS

RUSHING - Dye (USC) 11-76; Rising (Utah) 11-60; C. Williams (USC) 8-57; Bernard (Utah) 11-37

PASSING - Rising (Utah) 29-42-415; C. Williams (USC) 25-42-381

RECEIVING - Kincaid (Utah) 15-217; Addison (USC) 7-106; Mar. Williams (USC) 4-145; Vele (Utah) 5-62; Bernard (Utah) 5-57

**GAME 8 – October 29, Arizona Stadium
USC 45, Arizona 37
Att: 44,006**

Arizona	10	3	16	8	--	37
USC	10	7	14	14	--	45

QB Caleb Williams played lights out as he threw for a career-best 411 yards and 5 TDs in USC's 45-37 victory over Arizona on Saturday, Oct. 29 in Tucson. He went 31-of-45 (.689) with zero INTs. He also rushed for 14 yards on 4 carries. It was the first time that a USC QB had consecutive games with 5 passing TDs since Kedon Slovis threw 5 consecutive TDs vs. Washington State and at UCLA in 2020.

While **WRs Jordan Addison** and **Mario Williams** were out with injury, the Trojan wide receiving corps did not miss a beat. Williams distributed the ball to 10 different receivers throughout the night. **WR Tahj Washington** lit up the field scoring 2 TDs and had 7 receptions for 118 yards. After being plagued by injuries, **WR Kyle Ford** had a long-awaited breakout game. He had 114 receiving yards on 6 receptions and scored 1 TD. It was the first time since Nov. 7, 2020 vs. Arizona State that USC had 2 receivers with 100+ receiving yards in the same game (Drake London and Amon-Ra St. Brown).

Williams also found **WR Brenden Rice** in the end zone. He had 5 receptions for 62 yards and 1 TD, the first of his Trojan career.

RB Travis Dye had another 100+ yard rushing game as he ran for 113 yards on 20 carries and scored 1 TD. This was his 5th 100+ yard rushing game of the season. Dye is the first USC player with a rushing TD in 7 straight games since Ronald Jones II did it in the final 7 games of 2016.

USC amassed 621 offensive yards on the night.

QB Bryson Shaw was a bright spot on the Trojan defense. He recorded his first interception of the season by picking off Arizona **QB Jayden de Laura** in the third quarter and returning it for 17 yards. Shaw's interception resulted in a USC TD on the very next play. He recorded 7 tackles (5 solo) with 1 for loss of 3 yards. He also had 1 PBU.

In the first quarter Williams was 12-of-15 for 159 yards, while throwing to 7 different receivers. **RB Raleek Brown** scored on a 6-yard swing pass and Lynch made a 45-yard field goal in the first quarter.

Arizona kept the score even at 10-10 also scoring on a TD and field goal. In the second quarter, Williams scrambled out of the pocket and threw to **WR Brenden Rice** in the back of the end zone to push USC ahead 17-10. This was Rice's first TD as a Trojan. The Wildcats came close to scoring on a 5:34 long drive but had to settle for a field goal as USC went into halftime with the lead.

WR Tahj Washington scored his first TD of the game on USC's first drive of the second half, and **QB Bryson Shaw** picked off Arizona **QB Jayden De Laura** setting up the Trojans for another TD from Washington.

At the end of the third quarter Arizona tallied 2 TDs making the score 31-29. But the Trojan offense continued to prevail as **WR Kyle Ford** and **RB Travis Dye** both found the end zone. With Williams' dynamic performance, the Trojans left the desert victorious.

USC is now off to its first 7-1 start since the 2008 season. Lincoln Riley is the first USC head coach to start his career 7-1 since John Robinson in 1976. Riley is also the first Trojan head coach other than Pete Carroll to start any season 7-1 or better since Larry Smith went 10-0 in 1988.

**SCORING
First Quarter**

USC -- Lynch 45-yard field goal
Arizona--Singer 23-yard pass from De Laura (Loop kick)
USC--R. Brown 6-yard pass from C. Williams (Lynch kick)
Arizona--Loop 42-yard field goal

Second Quarter

USC -- Rice 2-yard pass from C. Williams (Lynch kick)
Arizona -- Loop 25-yard field goal

Third Quarter

Utah--Loop 29-yard field goal
USC --Washington 5-yard pass from C. Williams (Lynch kick)
USC--Washington 5-yard pass from C. Williams (Lynch kick)
Arizona--Singer 19-yard pass from De Laura (Loop kick)
Arizona--Wiley 10-yard rush (failed 2-point conversion)

Fourth Quarter

USC --Ford 5-yard pass from C. Williams (Lynch kick)
USC--Dye 2-yard rush (Lynch kick)
Utah--Singer 5-yard pass from De Laura (Cowing pass fro De Laura for 2 points)

USC	STATISTICS	ARIZONA
26	First Downs	28
210	Net Yards Rushing	163
411	Net Yards Passing	380
35	Passes Attempted	43
31	Passes Completed	26
0	Had Intercepted	1
77	Total Plays	69
621	Total Yards	543
1/27.0	Punts/Avg	2/43.0
0/0	Fumbles-Lost	0/0
5/51	Penalties/Yards	8/76
30:51	Time of Possession	29:09

TOP INDIVIDUALS

RUSHING - Dye (USC) 20-113; De Laura (AZ) 8-54; M. Jackson (USC) 1-53; Wiley (Utah) 10-49

PASSING - C. Williams (AZ) 31-45-411; De Laura (AZ) 26-43-380

RECEIVING - Singer (AZ) 7-141; Washington (USC) 7-118; Ford (USC) 6-114; Cowing (AZ) 7-80; Rice (USC) 5-62



GAME 9 – November 5, Los Angeles Coliseum
USC 41, California 35
Att: 64,916

Cal	7	0	7	21	--	35
USC	6	14	14	7	--	41

QB Caleb Williams passed for 360 yards, rushed for a touchdown and threw 2 of his 4 scoring passes to **Michael Jackson III**, leading No. 9 USC Football to a 41-35 victory over California Nov. 5 in front of 64,916 people in the Coliseum.

In his last three games, Williams has passed for 1,152 yards with 14 TDs and no interceptions. Since the 2004 football season, no QB has thrown more TDs through their first 9 games while also throwing 1 or fewer INTs than Williams with 28 TDs and 1 INT. Through their first 9 games, Justin Fields of Ohio State had 27 TDs and 1 INT in 2019, and Tua Tagovailoa had 27 TDs and 1 INT in 2018.

This is the second time in the last four seasons that a USC QB has had 5 games with 340+ passing yards. Kedon Slovis had 5 games with 340+ yards in 2019.

WR Tahj Washington had 7 receptions for 112 yards and a TD in his second 100+ yard performance of the season.

RB Travis Dye led the team with 98 rushing yards on 15 carries and scored 1 TD. It was his eighth consecutive game with a rushing TD. The last Trojan with a rushing TD in 8 or more consecutive games in 1 season was Marcus Allen in 1981 when he scored a rushing TD in 9 consecutive games. QB Williams also rushed for 38 yards and 1 TD.

At the end of the first quarter, USC trailed 6-7 due to a bad snap which resulted in no extra point. It was the first time this season USC was not leading or tied after the first quarter. With TDs from **RB Travis Dye** and **WR Michael Jackson III**, USC led 20-7 going into halftime.

Jackson scored his second TD of the game early in the third quarter, and Cal responded with a TD from **WR Monroe Young**. **WR Tahj Washington** scored the fifth TD of the evening, but **Cal QB Jack Plummer** threw 2 more TDs to close the gap 34-27.

TE Lake McRee caught a fourth quarter TD pass to push USC ahead 41-27. Cal's **Jadyn Ott** later found the end zone and the Bears successfully executed a 2-point conversion. But it wasn't enough to outscore the Trojans.

The Trojans improved to 8-1 overall and 6-1 in Pac-12 play.

SCORING

First Quarter

Cal -- Ott 10-yard rush (Longhetto kick)

USC -- C. Williams 1-yard rush (Lynch kick)

Second Quarter

USC -- Dye 12-yard rush (Lynch kick)

USC -- M. Jackson III 7-yard pass from C. Williams (Lynch kick)

Third Quarter

USC -- M. Jackson III 59-yard pass from C. Williams (Lynch kick)

Cal--Young 2-yard pass from Plummer (Longhetto kick)

USC -- Washington 8-yard pass from C. Williams (Lynch kick)

Fourth Quarter

Cal -- Anderson 47-yard pass from Plummer (Longhetto kick)

Cal -- Hunter 3-yard pass from Pummer (Longhetto kick)

USC -- McRee 2-yard pass from C. Williams (Lynch kick)

Cal--Ott 4-yard rush (Young pass from Plummer for 2 pts)

USC	STATISTICS	Cal
24	First Downs	22
155	Net Yards Rushing	63
360	Net Yards Passing	406
41	Passes Attempted	49
26	Passes Completed	35
0	Had Intercepted	1
69	Total Plays	73
515	Total Yards	469
5/39.6	Punts/Avg	5/41.0
1/1	Fumbles-Lost	1/0
5/36	Penalties/Yards	5/35
28:04	Time of Possession	31:56

TOP INDIVIDUALS

RUSHING – Dye (USC) 15-98; Ott (Cal) 14-50; C. Williams (USC) 7-38; Brooks (Cal) 6-23

PASSING – Plummer (Cal) 25-49-406; C. Williams (USC) 26-41-360

RECEIVING – Sturdivant (Cal) 8-54; Washington (USC) 7-112; Bynum (USC) 7-68; Ott (Cal) 7-70; Hunter (Cal) 6-102 ; Jackson III (USC) 5-115; Anderson (Cal) 5-87; Young (Cal) 5-66

GAME 10 – November 11, Los Angeles Coliseum
USC 55, Colorado 17
Att: 61,206

CU	3	0	7	7	--	17
USC	2	24	15	14	--	55

Leading Heisman contender **QB Caleb Williams** went 14-of-26 (.538) for 268 and 3 TDs and 1 INT to lead USC to a 55-17 victory over Colorado in the Coliseum under the Friday night lights in front of a crowd of 61,206.

The Trojans ended the night with a win, but also suffered a major loss as **RB Travis Dye's** collegiate career ended with an injury as he went down after an awkward tackle. The entire team came out and surrounded the cart that took him off the field in one of the most emotional displays of support seen after an injury. Dye has been both a physical leader on the field and inspirational leader throughout the culture change implemented by Coach Riley.

Williams totaled 5 TD, 3 through the air and 2 rushing. Williams is the first USC QB to have 2 games with multiple rushing TDs in the same season since complete records were first available for this stat in 1972. This was the fourth consecutive game that Williams has accounted for 5 total TDs. He threw just his second pick of the season. Williams has accounted for 37 total touchdowns in 10 games at USC.

Defensively **DL Tuli Tuipulotu** recorded 2.5 sacks and **DB Calen Bullock** nabbed his 4th INT of the season.

After Williams threw an early INT, the Trojan defense scored a safety moments later when Tuipulotu pressured ShROUT into an intentional grounding penalty in the end zone. The Buffs kicked a field goal to take a 3-2 lead at the conclusion of the first quarter.

Williams then put his foot on the gas and rushed for TDs on back-to-back drives. After Dye's injury, the Trojans scored another TD as Williams found Rice in the end zone on a 32-yard TD pass and **PK Denis Lynch** kicked a field goal.

The Buffs scored first in the second half when Fontenot had a 3-yard TD run, but Williams responded with a 61 yard bomb to **WR Tahj Washington** for a TD. Holder **Will Rose** ran a fake kick into the end zone for a two-point conversion that went viral on social media with his backflip celebration.

Bullock picked off ShROUT which put the USC offense back on the field. **RB Austin Jones** scored on a 12-yard pass from Williams. In the end zone, he held up "2" and "6" on his fingers in honor of Dye.

QB Miller Moss entered the game in the fourth quarter to relieve Williams. He led the Trojans on a scoring drive which culminated with a TD pass to **RB Raleek Brown**. **RB Darwin Barlow** also scored in the fourth quarter.

Buff **QB J.T. ShROUT** passed for 124 yards, and **RB Alex Fontenot** rushed for 108 yards and a touchdown for the Buffaloes

USC now leads the Buffs 16-0 in their all-time series.

SCORING

First Quarter

USC -- Safety (Tuipulotu pressured ShROUT into intentional grounding penalty in the end zone)

CU -- Becker 28-yard FG

Second Quarter

USC -- C. Williams 2-yard rush (Lynch kick)

USC -- C. Williams 4-yard rush (Lynch kick)

USC -- Rice 32-yard pass from C. Williams (Lynch kick)

USC -- Lynch 34-yard FG

Third Quarter

CU--Fontenot 3-yard rush (Becker kick)

USC -- Washington 61-yard pass from C. Williams (Rose rush for 2-pt conversion)

USC -- Jones 12-yard pass from C. Williams (Lynch kick)

Fourth Quarter

USC -- R. Brown 25-yard pass from Moss (Lynch kick)

CU--ShROUT 8-yard rush (Becker kick)

USC -- Barlow 3-yard rush (Lynch kick)

USC	STATISTICS	CU
27	First Downs	14
185	Net Yards Rushing	135
346	Net Yards Passing	346
33	Passes Attempted	21
20	Passes Completed	11
1	Had Intercepted	1
74	Total Plays	56
531	Total Yards	259
2/43.0	Punts/Avg	5/39.2
2/0	Fumbles-Lost	1/1
8/82	Penalties/Yards	9/68
34:30	Time of Possession	25:30

TOP INDIVIDUALS

RUSHING – Fontenot (CU) 20-118; Jones (USC) 11-74; R. Brown (USC) 7-52; Barlow (USC) 5-41; Dye (USC) 9-26

PASSING – C. Williams (USC) 14-26-268; ShROUT (CU) 11-21-124

RECEIVING – Jones (USC) 4-39; Ford (USC) 3-73; Rice (USC) 3-70; Hestera (CU) 3-27; Sneed (CU) 3-27; Washington (USC) 2-66; R. Brown (USC) 2-38; Barlow (USC) 2-31; Russell (CU) 2-22



2022 GAME SUMMARIES

**GAME 11 - November 19, Rose Bowl
USC 48, UCLA 45
Att: 70,865**

UCLA	14	7	10	14	--	45
USC	0	20	14	14	--	48

Leading Heisman Trophy candidate **QB Caleb Williams** went 32-of-43 for a career-high 470 yards and 2 TDs and rushed for 33 yards on 8 carries with 1 TD to lead the Trojans to victory over crosstown rival UCLA 48-45 in the Rose Bowl.

Williams' star shined bright on the national stage in primetime on FOX. The country watched as he put up historic numbers while leading the Trojans to victory. The Victory Bell is back home to Troy.

His performance this week propelled USC to the No. 5 ranking in both the AP Poll and the USA Today Coaches Poll.

Williams' 503 total yards set a USC single game record. The previous record was held by Kedon Slovis who had 502 yards versus UCLA in 2019. Williams' 503 total yards was also the most by any player in the series' 92-game history.

RB Austin Jones led the Trojans with a season-best 120 rushing yards and 2 TDs.

WR Jordan Addison tallied 11 receptions for a season-best 178 yards and 1 TD. **WR Kyle Ford** also played an impressive game collecting 3 receptions for 73 yards and 1 TD.

USC's 5 consecutive games with 40 points or more are the most since the 2003 team had 7 consecutive 40+ point games.

Early in the first quarter, UCLA took a 14-0 lead. It was the first time an opponent has scored 14 points against USC in the first quarter. It was also the first time USC has trailed by 14 points at any moment in a game this season.

Although battling from behind, the Trojans never panicked. USC fought back to score two TDs (from Williams and Jones) and a FG from Lynch.

The USC defense picked off Thompson-Robinson twice in the second quarter (**DB Mekhi Blackmon** and **ILB Shane Lee**). Lee's INT put USC in position to have **PK Denis Lynch** kick a 49-yard FG to end the first half.

USC now leads the nation in passes intercepted with 18 on the season. USC is also No. 3 in the nation in turnovers gained with 25.

Coming out of halftime, UCLA kicked a FG. But in the Trojans' offensive series, Williams found Addison in the end zone with a 35-yard TD pass to give USC its first lead of the game at 27-24.

From that point on, the Trojans never trailed again. **RB Austin Jones**, **WR Kyle Ford** and **RB Darwin Barlow** all scored TDs for USC. But a play by the Trojan defense silenced the Bruin faithful's hopes of retaining the Bell.

RUSH Korey Foreman made the play of his Trojan career by dropping back into coverage and intercepting Thompson-Robinson's pass to end the game. The Trojans avenged last season's 33-63 loss in a dramatic fashion, and did it on the road.

Last summer at Pac-12 Football Media Day, USC head coach **Lincoln Riley** made this prophetic statement:

"We didn't come here to play for second, we are not wired that way," Riley said on that late-summer day. "We came here competitively to win championships, win them now and to win them for a long time."

And the Trojans are on their way to doing just that by punching their ticket to the Pac-12 Championship Game in Las Vegas.

**SCORING
First Quarter**

UCLA -- Thompson-Robinson 1-yard rush (Barr-Mira kick)
UCLA -- Ezeike 30-yard pass from Thompson-Robinson (Barr-Mira kick)

Second Quarter

USC -- Lynch 44-yard field goal
UCLA -- Thompson-Robinson 1-yard rush (Barr-Mira kick)
USC -- Jones 8-yard rush (Lynch kick)
USC -- Lynch 49-yard field goal

Third Quarter

UCLA -- Barr-Mira 46-yard field goal
USC -- Addison 35-yard pass from C. Williams (Lynch kick)
USC -- Jones 2-yard rush (Lynch kick)
UCLA -- Ezeike 6-yard pass from Thompson-Robinson (Barr-Mira kick)

Fourth Quarter

USC -- Ford 16-yard pass from C. Williams (Lynch kick)
UCLA -- Allen 55-yard pass from Thompson-Robinson (Barr-Mira kick)
USC -- Barlow 6-yard rush (Lynch kick)
UCLA -- Ezeike 3-yard pass from Thompson-Robinson (Barr-Mira kick)

USC	STATISTICS	UCLA
30	First Downs	27
179	Net Yards Rushing	204
470	Net Yards Passing	309
43	Passes Attempted	38
32	Passes Completed	23
1	Had Intercepted	3
81	Total Plays	75
649	Total Yards	513
1/34	Punts/Avg	2/46
1/0	Fumbles-Lost	2/1
5/44	Penalties/Yards	6/35
35:20	Time of Possession	24:40

TOP INDIVIDUALS

RUSHING - Jones (USC) 21-120; Charbonnet (UCLA) 19-95; Thompson-Robinson (UCLA) 14-81; C. Williams (USC) 8-33; Jones (UCLA) 4-28; Barlow (USC) 3-25
PASSING - C.Williams (USC) 32-43-470; Thompson-Robinson (UCLA) 23-38-309
RECEIVING - Addison (USC) 11-178; Allen (UCLA) 5-72; Bobo (UCLA) 4-76; Jones 4-57; Ezeike (UCLA) 4-44; Charbonnet (UCLA) 4-29; Ford (USC) 3-73; Jackson III (USC) 3-42; Washington (USC) 3-39

**GAME 12 - November 27, Los Angeles Coliseum
USC 38, Notre Dame 27
Att: 72,613**

ND	0	7	7	13	--	27
USC	10	7	7	14	--	38

Leading Heisman Trophy candidate **QB Caleb Williams** lit up the Coliseum with his 4 TDs as USC defeated Notre Dame 38-27 and brought home the Jeweled Shillelagh for the first time since 2016. Williams went 18-for-22 (.818) for 232 yards and 1 TD. Williams also had 9 carries for 35 yards and 3 TDs.

Williams has now tallied 44 TDs this season. The 44 total TDs breaks the previous school record by a QB of 41 by Matt Barkley (2011) and Cody Kessler (2014). His 351 rushing yards this season is also the most by a USC QB in the last 70 years since complete records were available. The previous record was 342 by Jim Sears in 1952. He also leads the USC football team with 10 rushing TDs on the season.

Lincoln Riley's 11 wins ties for the most by a USC head coach in his regular season debut, matching the 11 wins by Howard Jones in 1925 and John Robinson in 1976. The 7-victory increase from last season matches the biggest one-season turnaround in USC history. The other 7-game improvement was when the 1962 National Champion Trojans won 11 games after winning only 4 in the 1961 season.

USC kept their College Football Playoff hopes alive as they became the first team this season to gain 400 yards and score more than 32 points against the Irish while completing its first 11-win regular season since 2008.

WR Tahj Washington caught an early TD pass from Williams to jump-start the Trojan offense, and **PK Denis Lynch** kicked a 31-yard FG to put the Trojans ahead 10-0.

After a Notre Dame TD, Williams rushed up the middle on an RPO to score a 5-yard TD.

ILB Ralen Goforth recovered a fumble by the Irish that set up a 74-yard drive that ended with a rushing TD from RB Raleek Brown.

Notre Dame scored again, but Williams responded with his second rushing TD of the night. As the Coliseum crowd chanted "Heisman!", Williams struck the Heisman pose in the end zone.

DB Calen Bullock recorded his fifth interception of the season for USC in the fourth quarter. Williams then sealed the win with his third rushing touchdown by sprinting 16 yards through the heart of the Notre Dame defense for the 44th total TD of his incredible season.

The Trojans now have a short week ahead as they prepare for a rematch against Utah in the Pac-12 Championship Game. The Utes handed the Trojans their only loss of the season.

Williams' pocket elusiveness, impressive arm and rushing skills bolstered his Heisman resume as he set single-season records for quarterbacks in total touchdowns and yards rushing.

SCORING

First Quarter

USC -- Washington 11-yard pass from C. Williams (Lynch kick)
USC -- Lynch 31-yard field goal

Second Quarter

ND -- Mayer 22-yard pass from Pyne (Grupe kick)
USC -- C. Williams 5-yard rush (Lynch kick)

Third Quarter

USC -- R. Brown 5-yard rush (Lynch kick)
ND -- Colzie 23-yard pass from Pyne (Grupe kick)

Fourth Quarter

USC -- C. Williams 3-yard rush (Lynch kick)
ND -- Diggs 5-yard rush (Grupe kick)
USC -- C. Williams 16-yard rush (Lynch kick)
ND -- Mayer 24-yard pass from Pyne (Grupe kick)

USC	STATISTICS	ND
23	First Downs	27
204	Net Yards Rushing	204
232	Net Yards Passing	309
22	Passes Attempted	38
18	Passes Completed	23
0	Had Intercepted	3
61	Total Plays	75
436	Total Yards	513
2/42	Punts/Avg	2/46
1/0	Fumbles-Lost	2/1
6/55	Penalties/Yards	6/35
35:23	Time of Possession	24:40

TOP INDIVIDUALS

RUSHING - Jones (USC) 25-163; Estime (ND) 6-43; C. Williams (USC) 9-35; Diggs (ND) 12-34; Tyree (ND) 2-24
PASSING - Pyne (ND) 23-26-318; C. Williams (USC) 18-22-232
RECEIVING - Mayer (ND) 8-98; Mar. Williams (USC) 4-37; Styles (ND) 4-34; Colzie (ND) 3-75; Washington (USC) 3-34; Diggs (ND) 3-32; McRee (USC) 2-37; Estime (ND) 2-31; R. Brown (USC) 2-24



**GAME 13 – December 2, Allegiant Stadium
Utah 47, USC 24
Att: 61,195**

Utah	3	14	7	23	--	47
USC	14	3	0	7	--	24

QB Caleb Williams threw for 363 yards and 3 TDs while suffering a hamstring injury early in the first quarter. USC fell to Utah 24-47 at Allegiant Stadium in Las Vegas.

The Utes gave the Trojans their only losses this season.

The Utes produced 533 yards of offense in the rematch, and Cam Rising passed for 310 yards and 3 TDs.

The Trojans outgained Utah in total yards 194-70 in the first quarter of play, and they took an early 17-3 lead in the second quarter.

After USC failed to pick up a fourth-and-8 from Utah's 37-yard line, the Utes scored two touchdowns in the final 3:55 of the first half, to tie the game at 17. Utah dominated the second half and outscored the Trojans 30-7.

**SCORING
First Quarter**

USC -- Washington 2-yard pass from C. Williams (Lynch kick)
Utah -- Redding 25-yard field goal

USC -- Brown 3-yard pass from C. Williams (Lynch kick)
Second Quarter

USC -- Lynch 20-yard field goal

Utah -- Jackson 8-yard rush (Redding kick)
Utah -- Dixon 4-yard pass from Rising (Redding kick)

Third Quarter

Utah -- Parks 57-yard pass from Rising (Redding kick)

Fourth Quarter

Utah -- Redding 35-yard field goal
USC -- Mar. Williams 12-yard pass from C. Williams (Lynch kick)

Utah -- Yassmin 60-yard pass from Rising (Redding kick)
Utah -- Jackson 53-yard rush (Redding kick)
Utah -- Bernard 23-yard rush (Redding kick)

USC	STATISTICS	UTAH
19	First Downs	25
56	Net Yards Rushing	223
363	Net Yards Passing	310
41	Passes Attempted	34
28	Passes Completed	22
1	Had Intercepted	0
68	Total Plays	69
419	Total Yards	533
4/41.5	Punts/Avg	3/43.7
2/1	Fumbles-Lost	2/1
4/39	Penalties/Yards	5/45
30:13	Time of Possession	29:47

TOP INDIVIDUALS

RUSHING – Jackson (Utah) 13-105; Bernard (Utah) 11-88; Jones (USC) 15-35; C. Williams (USC) 12-21
PASSING – C.Williams (USC) 28-41-363; Rising (Utah) 22-34-310
RECEIVING – Washington (USC) 6-93; Addison (USC) 5-65; Dixon (Utah) 6-55; Bernard (Utah) 5-41; Parks (Utah) 4-88; Jones (USC) 4-40; Kincaid (Utah) 4-40

**GAME 14 – January 2, AT&T Stadium
Tulane 46 USC 45
Att: 55,329**

TUL	0	14	16	16	--	46
USC	7	21	7	10	--	45

QB Caleb Williams threw for 462 yards and 5 TDs, setting a Cotton Bowl record. He was 37-for-52 passing in No. 8 USC's 45-46 loss to Tulane in the Cotton Bowl on Jan. 2. The Trojans (11-3) matched the biggest turnaround in school history. It was a seven-win improvement over last season's 4-8 record before Riley and Williams arrived on the West Coast.

Tulane's RB Tyjae Spears ran for 205 yards and his career-best fourth touchdown started the final scoring surge for the American Athletic Conference champion Green Wave (12-2), who completed an FBS-record 10-win turnaround around after going 2-10 last season. They were in the New Year's Six game as the highest-ranked Group of Five team.

WR Brenden Rice had career bests with six catches for 174 yards and two touchdowns. Fellow **WR Tahj Washington** had five catches for 109 yards. The Cotton Bowl was Williams' third game this season with five TD passes.

The Trojans, who never trailed until that final touchdown, jumped ahead 14-0 when Williams threw TD passes on each of their first two possessions. His 9-yard TD to **WR Michael Jackson III** capped the game-opening drive that took 9 minutes, the longest by time for USC this season, and **WR Terrell Bynum's** 3-yard catch capped a 95-yard drive early in the second quarter.

Tulane tied the game at 14 on Pratt's touchdown pass to WR Jha'Quan Jackson, an 87-yard catch-and-run. But USC scored twice in the final 2:21 of the first half, on RB Raleek Brown's 39-yard run and Rice's 4-yard catch with 12 seconds left.

After Spears' 4-yard TD run with 4:07 left, the Green Wave opted to kick deep instead of trying an onside kick. **WR Mario Williams** signaled for a fair catch, but fumbled the ball out of bounds at the 1. Two plays later, Tulane DT Patrick Jenkins met USC RB Austin Jones in the end zone for a safety.

The Green Wave then converted a fourth-and-10. Watts then held on despite a crushing hit from a **DB Bryson Shaw** that left both of them on the ground after a 24-yard gain to the 6 with 18 seconds left. Tulane's Bauman caught a 6-yard touchdown from Pratt with 9 seconds left to win the game.

SCORING

First Quarter

USC -- M. Jackson III 9-yard pass from C. Williams (Lynch kick)

Second Quarter

USC -- Bynum 3-yard pass from C. Williams (Lynch kick)

TUL -- Spears 3-yard run (Ambrosio kick)

TUL -- Jackson 87-yard pass from Pratt (Ambrosio kick)

USC -- R. Brown 39-yard run (Lynch kick)

USC -- Rice 4-yard pass from C. Williams (Lynch kick)

Third Quarter

TUL -- Spears 7-yard rush (Ambrosio kick)

TUL -- Ambrosio 42-yard field goal

USC -- Rice 19-yard pass from C. Williams (Lynch kick)

TUL -- Spears 3-yard run

Fourth Quarter

USC -- Hudson 4-yard pass from C. Williams (Lynch kick)

USC -- Lynch 43-yard field goal

TUL -- Spears 4-yard run (Ambrosio kick)

TUL -- Jenkins safety

TUL -- Bauman 6-yard pass from Pratt (Ambrosio kick)

USC	STATISTICS	TUL
29	First Downs	16
132	Net Yards Rushing	305
462	Net Yards Passing	234
52	Passes Attempted	18
37	Passes Completed	8
1	Had Intercepted	0
84	Total Plays	52
594	Total Yards	539
0/0	Punts/Avg	2/43
2/0	Fumbles-Lost	1/1
5/837	Penalties/Yards	4/30
39:49	Time of Possession	20:11

TOP INDIVIDUALS

RUSHING – Spears (TUL) 17-205; Pratt (TLL) 15-83; Jones (USC) 22-61; R. Brown (USC) 6-61; Clayton-Johnson (TUL) 1-19; C. Williams (USC) 4-10
PASSING – C. Williams (USC) 37-52-462; Pratt (TUL) 8-17-234
RECEIVING – Rice (USC) 6-174; Washington (USC) 5-109; Jackson (TUL) 1-87; Watts (TUL) 2-83; Bauman (TUL) 3-46; Mar. Williams (USC) 6-35; M. Jackson III (USC) 4-31; Bynum (USC) 3-26





2022 PAC-12 STANDINGS AND HONORS

Standings

	PAC-12			OVERALL		
	W	L	PCT	W	L	PCT
USC	8	1	.889	11	3	.786
Utah	7	2	.778	10	4	.714
Washington	7	2	.778	11	2	.846
Oregon	7	2	.778	10	3	.769
Oregon State	6	3	.667	10	3	.769
UCLA	6	3	.667	9	4	.692
Washington State	4	5	.444	7	6	.538
Arizona	3	6	.333	5	7	.417
California	2	7	.222	4	8	.333
Arizona State	2	7	.222	3	9	.250
Stanford	1	8	.111	3	9	.250
Colorado	1	8	.111	1	11	.083

2022 All-Pac-12 Teams

OFFENSE

FIRST TEAM

Caleb Williams, USC QB
Zach Charbonnet, UCLA RB
Damien Martinez, Oregon State RB
Rome Odunze, Washington WR
Jordan Addison, USC WR
Dalton Kincaid, Utah TE
T.J. Bass, Oregon OL
Braeden Daniels, Utah OL
Alex Forsyth, Oregon OL
Andrew Vorhees, USC OL
Jaxson Kirkland, Washington OL
Sataoa Laumea, Utah OL

SECOND TEAM

Michael Penix Jr., Washington
X Valladay, Arizona State
Travis Dye, USC
Dorian Singer, Arizona
Troy Franklin, Oregon
Benjamin Yurosek, Stanford
Troy Fautanu, Washington
Taliese Fuaga, Oregon State
Brett Neilon, USC
Joshua Gray, Oregon State
Atonio Mafi, UCLA

DEFENSE

Tuli Tuipulotu, USC DL
Laiatu Latu, UCLA DL
Bralen Trice, Washington DL
Jeremiah Martin, Washington DL
Daiyan Henley, Washington St. LB
Jackson Sirmon, California LB
Omar Speights, Oregon State LB
Clark Phillips III, Utah DB
Christian Gonzalez, Oregon DB
Mekhi Blackmon, USC DB
Rejzohn Wright, Oregon State DB

Brandon Dorlus, Oregon
Ron Stone Jr., Washington St.
Brennan Jackson, Washington St.
Junior Tafuna, Utah
Noah Sewell, Oregon
Karene Reid, Utah
Darius Muasau, UCLA
Jaydon Grant, Oregon State
Kyu Blu Kelly, Stanford
Calen Bullock, USC
Alex Cook, Washington

SPECIALISTS

Joshua Karty, Stanford PK
Eddie Czaplicki, Arizona State P
Anthony Gould, Oregon State RS
Jack Colletto, Oregon State AP/ST
Peyton Henry, Washington
Jamieson Sheahan, California
Silas Bolden, Oregon State
Daiyan Henley, Washington St.

Offensive Player of the Year: Caleb Williams, QB, USC
Defensive Player of the Year: Tuli Tuipulotu, DL, USC
Freshman Offensive Player of the Year: Damien Martinez, Oregon State
Freshman Defensive Player of the Year: Lander Barton, Utah
Scholar-Athlete of the Year: Nick Figueroa, DL, USC
Coach of the Year: Kalen DeBoer, Washington & Jonathan Smith, Oregon State

USC Honorable Mention: OL Justin Dedich, OL Jonah Monheim, LB Shane Lee, WR Tahj Washington, DB Max Williams

2022 Pac-12 Academic Honor Roll

USC

Mekhi Blackmon Master's: Gerontology
Terrell Bynum Master's: Gerontology
Matt Colombo Business Administration
Travis Dye Master's: Gerontology
Nick Figueroa Master's: Finance
Bobby Haskins Master's: Gerontology
Austin Jones Master's: Gerontology
Jonah Monheim Business Administration
Miller Moss Law, History and Culture
Danny Ryan Real Estate Development
Julien Simon Communication
Isaac Ward American Popular Culture
Nathan Weneta Philosophy, Politics and Economics
Josiah Zamora Law, History and Culture



USC FOOTBALL HISTORY



Head Football Coaches

	W	L	T	PCT.
Henry H. Goddard (Haverford College) and Frank H. Suffel, 1888	2	0	0	1.000
Lewis R. Freeman, 1897 (Stanford)	5	1	0	.833
Clair S. Tappaan, 1901 (Syracuse)	0	1	0	.000
John Walker, 1903	4	2	0	.667
Harvey R. Holmes, 1904-07 (Wisconsin)	19	5	3	.759
William I. Traeger, 1908 (Stanford)	3	1	1	.700
Dean B. Cromwell, 1909-10, 1916-18 (Occidental)	21	8	6	.686
Ralph Glaze, 1914-15 (Dartmouth)	7	7	0	.500
Elmer C. ("Gloomy Gus") Henderson, 1919-24 (Oberlin)	45	7	0	.865
Howard H. Jones, 1925-40 (Yale)	121	36	13	.750
Justin M. (Sam) Barry, 1941 (Wisconsin)	2	6	1	.278
Newell J. Cravath, 1942-50 (USC)	54	28	8	.644
Jesse T. (Jess) Hill, 1951-56 (USC)	45	17	1	.722
Don R. Clark, 1957-59 (USC)	13	16	1	.450
John McKay, 1960-75 (Oregon)	127	40	8	.749
John Robinson, 1976-82, 1993-97 (Oregon)	104	35	4	.741
Ted Tollner, 1983-86 (Cal Poly, San Luis Obispo)	26	20	1	.564
Larry Smith, 1987-92 (Bowling Green)	44	25	3	.632
Paul Hackett, 1998-2000 (UC Davis)	19	18	0	.514
Pete Carroll, 2001-2009 (Pacific)	83	18	0	.822*
Lane Kiffin, 2010-2013** (Fresno State)	28	15	0	.651
Ed Orgeron, 2013** (Northwestern State)	6	2	0	.750
Clay Helton, 2013, 2015-2021** (Houston)	46	24	0	.657
Steve Sarkisian, 2014-2015 (BYU)**	12	6	0	.667
Donte Williams, 2021 (Idaho State)***	3	7	0	.300
Lincoln Riley, 2022-present (Texas Tech)	11	3	0	.786

*Not including 14 wins and 1 loss vacated due to NCAA penalty (original record: 97-19-0, .836)

**In 2013, Kiffin was fired after first 5 games, Orgeron served as interim head coach for next 8 games before resigning and Helton was interim head coach for bowl game; In 2015, Sarkisian was fired after first 5 games and Helton was interim head coach for next 7 games before becoming permanent head coach; Helton was fired after the second game of 2021


***Williams served as interim head coach for final 10 games of 2021



PETE CARROLL



JOHN MCKAY



HOWARD JONES

Annual Won-Loss Record

YEAR	TEAM CAPTAIN	G	W	L	T	FIN. [^]	PTS.	OPP.
1888	Will Whitcomb	2	2	0	0	--	20	0
1889	No Captain	2	2	0	0	--	66	0
1890	No Varsity	--	--	--	--	--	--	--
1891	Frank Lapham	3	1	2	0	--	48	26
1892	No Varsity	--	--	--	--	--	--	--
1893	No Captain	4	3	1	0	--	56	50
1894	John A. Gray	1	1	0	0	--	12	0
1895	Lee Bradley	2	0	1	1	--	4	14
1896	Foster Wright	3	0	3	0	--	0	74
1897	Harry Martin	6	5	1	0	--	100	18
1898	Foster Wright	7	5	1	1	--	97	28
1899	Logan Wheatley	6	2	3	1	--	22	33
1900	Harry Woodard	3	1	1	1	--	5	11
1901	Logan Wheatley	1	0	1	0	--	0	6
1902	Dan Caley	5	2	3	0	--	29	44
1903	Dan Caley	6	4	2	0	--	58	27
1904	Jay Bickford	7	6	1	0	--	199	27
1905	Carl Elliott	10	6	3	1	--	211	45
1906	Oliver Best	4	2	0	2	--	36	0
1907	Charley Haigler	6	5	1	0	--	182	20
1908	Stan Burek	5	3	1	1	--	63	18
1909	Hal Paulin	6	3	1	2	--	133	13
1910	Jack Malcolm	8	7	0	1	--	189	24
1911	Rugby	--	--	--	--	--	--	--
1912	Rugby	--	--	--	--	--	--	--
1913	Rugby	--	--	--	--	--	--	--
1914	Tommy Davis	7	4	3	0	--	116	88
1915	Len Livernash	7	3	4	0	--	132	119
1916	Herb Jones	8	5	3	0	--	129	80
1917	Frank Malette	7	4	2	1	--	127	47
1918	Harold Galloway, Keith Hunter	6	2	2	2	--	61	61
1919	John Fox	5	4	1	0	--	87	21
1920	Ray Evans	6	6	0	0	--	171	21
1921	Charley Dean	11	10	1	0	--	362	52
1922	Leo Calland	11	10	1	0	4	236	31
1923	Chet Dolley	8	6	2	0	3T	173	62
1924	John Hawkins	11	9	2	0	4T	269	44
1925	Hobbs Adams	13	11	2	0	3T	456	55
1926	Jeff Cravath	10	8	2	0	2	317	52
1927	Morley Drury	10	8	1	1	1T	287	64
1928	Jesse Hibbs	10	9	0	1	1	267	59
1929	Nate Barragar	12	10	2	0	1	492	69
1930	Marshall Duffield	10	8	2	0	2	382	66
1931	Stan Williamson	11	10	1	0	1	363	52
1932	Tay Brown	10	10	0	0	1	201	13
1933	Ford Palmer	12	10	1	1	3	257	30
1934	Julie Bescos	11	4	6	1	7	120	110
1935	Art Dittberner, Cliff Propst	12	5	7	0	8	155	124
1936	Gil Kuhn	9	4	2	3	3T	129	65
1937	Chuck Williams	10	4	4	2	7	136	98
1938	Don McNeil	11	9	2	0	1T	172	65
1939	Joe Shell	10	8	0	2	1	181	33
1940	Ed Dempsey	9	3	4	2	7	88	98
1941	Bob de Lauer	9	2	6	1	8	64	134
1942	Don Willer	11	5	5	1	4	184	128
1943	Ralph Heywood	10	8	2	0	1	155	58
1944	Jim Hardy	10	8	0	2	1	240	73
1945	Jim Callanan	11	7	4	0	1	205	150
1946	Doug Essick	10	6	4	0	3	158	106
1947	Don Clark	10	7	2	1	1	193	114
1948	Bob Bastian	10	6	3	1	3	142	87
1949	Jim Bird	9	5	3	1	3T	214	170
1950	Paul McMurtry, Volney Peters	9	2	5	2	7	114	182
1951	Pat Cannamela, Dean Schneider	10	7	3	0	4	224	168
1952	Bob Van Doren, Lou Welsh	11	10	1	0	1	254	47
1953	George Bozanic, Tom Nickoloff	10	6	3	1	3	199	161
1954	Ed Fouch, Lindon Crow	12	8	4	0	2	258	159
1955	George Galli, Marv Goux	10	6	4	0	6	265	158
1956	Jon Arnett, Ellsworth Kissinger	10	8	2	0	2T	218	126
1957	Jim Conroy, Mike Henry	10	1	9	0	7T	86	204
1958	Ken Antley, Monte Clark	10	4	5	1	3	151	120



ANNUAL WON-LOSS RECORD, ALL-TIME PAC-12 RECORDS, USC VS. PAC-12

YEAR	TEAM CAPTAIN	G	W	L	T	FIN.^	PTS.	OPP.
1959	Ron Mix, Willie Wood	10	8	2	0	1T	195	90
1960	Mike McKeever, George Van Vliet	10	4	6	0	2	95	152
1961	Britt Williams	10	4	5	1	2T	150	167
1962	Marv Marinovich, Ben Wilson	11	11	0	0	1	261	92
1963	Pete Beathard, Willie Brown	10	7	3	0	2	207	114
1964	Craig Fertig, Bill Fisk	10	7	3	0	1T	207	130
1965	Chuck Arrobio, Mike Garrett	10	7	2	1	2	262	92
1966	Nate Shaw, Rod Sherman	11	7	4	0	1	199	128
1967	Tim Rossovich, Adrian Young	11	10	1	0	1	258	87
1968	O. J. Simpson, Steve Sogge	11	9	1	1	1	259	168
1969	Jim Gunn, Bob Jensen	11	10	0	1	1	261	128
1970	Charlie Weaver, Bob Chandler	11	6	4	1	6T	343	233
1971	John Vella, Willie Hall	11	6	4	1	2	229	164
1972	Sam Cunningham, John Grant	12	12	0	0	1	467	134
1973	Lynn Swann, Artimus Parker	12	9	2	1	1	322	202
1974	Pat Haden, Richard Wood	12	10	1	1	1	363	142
1975	Kevin Bruce, Danny Reece	12	8	4	0	5	247	140
1976	Ricky Bell, Vince Evans, Eric Williams	12	11	1	0	1	386	139
1977	Rob Hertel, Clay Matthews	12	8	4	0	2T	357	212
1978	Lynn Cain, Rich Dimler	13	12	1	0	1	318	153
1979	Dennis Johnson, Charles White	12	11	0	1	1	389	171
1980	Ronnie Lott, Keith Van Horne	11	8	2	1	3	265	134
1981	Marcus Allen, Chip Banks	12	9	3	0	2T	294	170
1982	George Achica, Joey Browner, Bruce Matthews	11	8	3	0	3T	302	143
1983	Tony Brewer, Jeff Brown, Keith Browner, Fred Cornwell, Tony Slaton	11	4	6	1	4	210	238
1984	Neil Hope, Ken Ruettggers	12	9	3	0	1	220	173
1985	Matt Koart, Hank Norman	12	6	6	0	4T	223	187
1986	Jeff Bregel, Tim McDonald	12	7	5	0	4T	264	239
1987	Dave Cadigan, Greg Coquette	12	8	4	0	1T	321	229
1988	Rodney Peete	12	10	2	0	1	370	184
1989	Leroy Holt, Tim Ryan	12	9	2	1	1	336	132
1990	Don Gibson	13	8	4	1	2	348	274
1991	Matt Gee	11	3	8	0	8	229	276
1992	Stephon Pace	12	6	5	1	3T	264	249
1993	Craig Gibson, Willie McGinest, Deon Strother	13	8	5	0	1T	348	252
1994	Tony Boselli, Jeff Kopp, Brian Williams	12	8	3	1	2T	356	243
1995	Terry Barnum, Errick Herrin	12	9	2	1	1T	355	212
1996	John Allred, Sammy Knight	12	6	6	0	5T	325	267
1997	Jonathan Himebauch, Brian Kelly	11	6	5	0	5T	233	233
1998	Adam Abrams, Chris Claiborne, Billy Miller, Chad Morton	13	8	5	0	3T	346	241
1999	David Gibson, Chad Morton, Ifeanyi Ohalet	12	6	6	0	6T	348	278
2000	Ennis Davis, Eric Denmon, Zeke Moreno, Petros Papadakis	12	5	7	0	8T	309	337
2001	Charlie Landrigan, Troy Polamalu, Antuan Simmons	12	6	6	0	5	298	207
2002	Carson Palmer, Troy Polamalu	13	11	2	0	1T	465	240
2003	Keary Colbert, Melvin Simmons	13	12	1	0	1	534	239
2004	Shaun Cody, Matt Grootegoed, Matt Leinart	13	11*	0	0	--*	496	169
2005	Darnell Bing, Reggie Bush, Matt Leinart, Dallas Sartz	13	0*	0*	0	--*	638	297
2006	John David Booty, Ryan Kalil, Oscar Lua, Dallas Sartz	13	11	2	0	1T	396	197
2007	Sam Baker, John David Booty, Lawrence Jackson, Keith Rivers	13	11	2	0	1T	424	208
2008	Jeff Byers, Brian Cushing, Kevin Ellison, Mark Sanchez	13	12	1	0	1	488	117
2009	Jeff Byers, Taylor Mays, Josh Pinkard, Damian Williams	13	9	4	0	5T	344	258
2010	Matt Barkley, Stanley Havili, Michael Morgan, Malcolm Smith, Shareece Wright	13	8	5	0	3T	403	347

YEAR	TEAM CAPTAIN	G	W	L	T	FIN.^	PTS.	OPP.
2011	Matt Barkley, Rhett Ellison, T.J. McDonald, Christian Tupou	12	10	2	0	1/--	429	283
2012	Matt Barkley, Khaled Holmes, T.J. McDonald, Nickell Robey	13	7	6	0	2T/--	417	316
2013	Devon Kennard, Marqise Lee, Marcus Martin, Hayes Pullard	14	10	4	0	2T/--	416	297
2014	Nelson Agholor, Cody Kessler, Hayes Pullard, Max Tuerk, Leonard Williams	13	9	4	0	2T/--	466	327
2015	Su'a Cravens, Cody Kessler, Anthony Sarao, Max Tuerk, Antwaun Woods	14	8	6	0	1T/--	475	360
2016	Max Browne, Michael Hutchings, Zach Banner, Adoree' Jackson	13	10	3	0	2/--	447	315
2017	Sam Darnold, Uchenna Nwosu, Cameron Smith, Chris Hawkins	14	11	3	0	1/1#	456	366
2018	Porter Gustin, Toa Lobedahn, Cameron Smith, Marvell Tell III	12	5	7	0	3T/--	313	324
2019	John Houston Jr., Jordan Iosefa, Michael Pittman Jr, Christian Rector	13	8	5	0	2/--	422	382
2020	Isaiah Pola-Mao, Armon-Ra St. Brown, Alaijah Vera-Tucker, Kedon Slovis	6	5	1	0	1/--	200	156
2021	Vavae Malepeai, Isaiah Pola-Mao, Drake London, Ben Griffiths	12	4	8	0	4T/--	344	381
2022	Caleb Williams, Shane Lee, Justin Dedich, Tuli Tuipulotu	14	11	3	0	1/--	579	409
Total Record		1284* 867* 363* 54						

**Not including 2 wins in 2004, 12 wins and 1 loss in 2005 and both Pac-10 titles vacated due to NCAA penalty (original record: 13-0-0 in 2004, 12-1-0 in 2005, 1299 games, 881-364-54 overall)*
 #Also Pac-12 Championship Game winner
 ^Beginning in 2011, USC competed in South Division of Pac-12

All-Time Won-Loss Records of Pac-12 Teams

	W	L	T	PCT.
USC	867*	363*	54	.696
Washington	756	466	50	.614
Arizona State	635	415	24	.602
Utah	711	477	31	.596
UCLA	629	441	37	.585
Stanford	668	487	49	.575
Oregon	693	509	46	.574
Colorado	719	536	36	.571
Arizona	623	496	33	.555
California	690	562	51	.549
Washington State	566	578	45	.495
Oregon State	557	624	50	.473

**Not including 14 wins and 1 loss vacated due to NCAA penalty (original record: 881-364-54, .699)*

USC vs. Pac-12

OPPONENT	USC WINS	OPP. WINS	TIES	PCT.
Colorado	16	0	0	1.000
Washington State	62*	10	4	.842
Oregon State	64	12	4	.825
Arizona	37*	8	0	.822
California	71*	32	5	.681
Utah	13	9	0	.591
Stanford	64*	34	3	.646
Oregon	38*	22	2	.629
Washington	51*	30	4	.624
Arizona State	24*	14	0	.632
UCLA	50*	33	7	.594
Totals	490*	204	29	.698

**Not including 9 overall wins vacated due to NCAA penalty, including 2 vs. UCLA and 1 each vs. WSU, ARIZ, STAN, ORE, CAL, ASU, WASH (original overall record: 499-204-29, .702)*



USC's Record vs. Conference Foes

The information in this opponents' year-by-year section is, reading from left to right: (1) year; (2) date (with "Th" indicating a game played on Thanksgiving Day and "Su" a Sunday game); (3) AP ranking going into the game, with USC's given first, and USC's opponent's given second; (4) other miscellaneous information ("N" for night game if contest began after 5:00 p.m. local time, "U" for upset if the result was considered a significant upset, time remaining in the game if a late score resulted in a win or tie, and weather conditions, with "R" indicating most of the game was played in the rain and "Sn" indicating most of the game was played in snow conditions); (5) game result (W, L or T); (6) game score, with USC's given first; (7) game site (home, away or neutral); and (8) attendance. It was compiled by Michael J. Glenn. USC appreciates his invaluable efforts.

ARIZONA (37*-8-0)

1916	Dec. 9	W	20-7	N1....	3,000
1917	Oct. 20	W	31-6	H....	2,000
1922	Oct. 14	W	15-0	H....	c12,000
1923	Nov. 17	W	69-6	H....	12,000
1924	Oct. 11	W	29-0	H....	18,000
1925	Oct. 24	W	56-0	H....	17,000
1928	Nov. 10	W	78-7	H....	20,000
1979	Nov. 3	.3-.....	W	34-7	H....	62,054
1980	Oct. 11	.2-.....(N)	W	27-10	A....	c54,789
1981	Oct. 10	.1-.....(U)	L	10-13	H....	56,315
1982	Nov. 13	16-.....(N)	W	48-41	A....	c55,110
1984	Oct. 20	W	17-14	H....	65,411
1986	Nov. 1	18-14.....(N)	W	20-13	A....	c55,046
1987	Nov. 14(1:11)	W	12-10	H....	51,428
1988	Oct. 1	.3-.....(N)	W	38-15	A....	52,314
1989	Nov. 11	.9-25.....	W	24-3	A....	52,606
1990	Oct. 20	15-.....	L	26-35	H....	68,212
1991	Nov. 16	L	14-31	A....	41,053
1992	Nov. 14	18-9...(6:35)	W	14-7	H....	53,849
1993	Oct. 2	-12.....	L	7-38	A....	56,075
1994	Nov. 12	17-13.....	W	45-28	H....	61,264
1995	Sept. 23	.5-25.....(N)	W	31-10	A....	c58,503
1996	Oct. 12	W	14-7	H....	51,088
1999	Oct. 9	22-.....	L	24-31	A....	51,418
2000	Oct. 7	18-.....	L	15-31	H....	49,342
2001	Oct. 27(1:50)	W	41-34	A....	46,399
2003	Nov. 15	.2-.....	W	45-0	A....	39,201
2004	Nov. 13	.1-.....(N)	W	49-9	H....	80,167
2005	Oct. 8	.1-.....	W*	42-21	H....	90,221
2006	Sept. 23	.3-.....(N)	W	20-3	A....	c58,501
2007	Oct. 13	10-.....	W	20-13	H....	c84,671
2008	Oct. 25	.6-.....(N)	W	17-10	A....	c57,427
2009	Dec. 5	20-...[3:14]	L	17-21	H....	83,753
2010	Nov. 13	-18.....(N)	W	24-21	A....	54,722
2011	Oct. 1	W	48-41	H....	63,707
2012	Oct. 27	10-.....(U)	L	36-39	A....	47,822
2013	Oct. 10(N)	W	38-31	H....	64,215
2014	Oct. 11	-10.....(N)	W	28-26	A....	c56,754
2015	Nov. 7(N)	W	38-30	H....	76,309
2016	Oct. 15(Hot)	W	48-14	A....	c55,463
2017	Nov. 4	17-23..(N)[5:37]	W	49-35	H....	70,225
2018	Sept. 29(N)	W	24-20	A....	43,573
2019	Oct. 19(N)	W	41-14	H....	53,826
2020	Nov. 14	20-...[0:25]	W	34-30	A....	0
2021	Oct. 30	W	41-34	H....	52,435
2022	Oct. 29	10-.....	W	45-37	A....	44,006

N1-Phoenix Indian School, Phoenix, Arizona

*Not including 1 win vacated due to NCAA penalty (original record: 38-8)

(NOTE: Arizona was a charter member of the Border Intercollegiate Athletic Association from 1931 until it was disbanded in 1961, then was a member of the Western Athletic Conference from 1962 until 1977 before joining the Pac-10 in 1978.)

ARIZONA STATE (24*-14-0)

1978	Oct. 14	.2-.....(N)	L	7-20	A....	c70,138
1980	Oct. 4	.4-.....	W	23-21	H....	69,052
1982	Oct. 30	12-7.....(N)	L	10-17	A....	c71,071
1983	Oct. 15	-18.....	L	14-34	H....	58,664
1984	Sept. 22	17- (N)[9:14]	W	6-3	A....	c70,219
1985	Sept. 28	18-.....(N)	L	0-24	A....	c70,710
1986	Oct. 18	15-10.....	L	20-29	H....	65,874
1988	Nov. 12	.2-.....	W	50-0	A....	c72,023
1990	Oct. 27	21-.....	W	13-6	A....	64,715
1991	Sept. 21	22-.....	L	25-32	H....	59,623
1992	Oct. 31	13-.....	W	23-13	A....	51,096
1995	Sept. 30	.5-.....	W	31-0	H....	52,577
1996	Oct. 19	-4 (AS-1:30)	L	35-48(2OT)	A....	c74,947
1997	Oct. 11	L	7-35	A....	61,802
1998	Oct. 3	21-.....	W	35-24	H....	56,093
1999	Nov. 6	L	16-26	H....	53,382
2000	Nov. 5	...[N](AS-4:21)	W	44-38(2OT)	A....	49,865
2001	Oct. 13	W	48-17	H....	43,508
2002	Nov. 16	.8-.....	W	34-13	H....	73,923
2003	Oct. 4	10-.....	W	37-17	A....	56,527

2004	Oct. 16	.1-15.....	W	45-7	H....	c90,211
2005	Oct. 1	.1-14 [3:44]	W*	38-28	A....	c71,706
2006	Oct. 14	.3- (N)[4:26]	W	28-21	H....	c91,126
2007	Nov. 22Th	11-7.....(N)	W	44-24	A....	c71,706
2008	Oct. 11	.8-.....	W	28-0	H....	c84,956
2009	Nov. 7	12-.....(N)	W	14-9	A....	55,282
2010	Nov. 6(N)[3:06]	W	34-33	H....	68,744
2011	Sept. 24	23-.....(N)	L	22-43	A....	61,495
2012	Nov. 10	21-.....	W	38-17	H....	80,154
2013	Sept. 28(N)	L	41-62	A....	64,987
2014	Oct. 4	16- (U)[Hot][0:00]	L	34-38	H....	70,115
2015	Sept. 26	19- (N)[Hot]	W	42-14	A....	61,904
2016	Oct. 1(Hot)	W	41-20	H....	71,214
2017	Oct. 28	21-.....(N)	W	48-17	A....	53,446
2018	Oct. 27	L	35-38	H....	47,406
2019	Nov. 9(Hot)	W	31-26	A....	c54,191
2020	Nov. 7	20-...[1:25]	W	28-27	H....	0
2021	Nov. 6(N)	L	16-31	A....	c53,926
2022	Oct. 1	6-.....(N)	W	42-25	H....	62,133

*Not including 1 win vacated due to NCAA penalty (original record: 25-14)

(NOTE: Arizona State was a charter member of the Border Intercollegiate Athletic Association from 1931 until it was disbanded in 1961, then was a member of the Western Athletic Conference from 1962 until 1977 before joining the Pac-10 in 1978.)

CALIFORNIA (71*-32-5)

1915	Oct. 23	W	28-10	A....	10,000
1915	Nov. 25Th(1:00)	L	21-23	N1....	8,000
1916	Nov. 4	L	0-27	H....	10,000
1917	Nov. 29Th	T	0-0	H....	10,000
1918	Dec. 14	L	7-33	H....	10,000
1919	Nov. 8	L	13-14	H....	9,000
1921	Nov. 5	L	7-38	A....	c25,000
1922	Oct. 28	L	0-12	N2....	35,000
1923	Nov. 10	L	7-13	H....	72,000
1924	Nov. 1	L	0-7	A....	60,000
1926	Oct. 23	W	27-0	A....	72,000
1927	Oct. 29	W	13-0	H....	c76,500
1928	Oct. 20[Mud]	T	0-0	A....	c74,245
1929	Nov. 2	L	7-15	H....	c79,000
1930	Nov. 8	W	74-0	H....	c82,000
1931	Oct. 24	W	6-0	A....	53,957
1932	Nov. 5	W	27-7	H....	70,000
1933	Oct. 28	...[Fog][8:30]	W	6-3	A....	65,000
1934	Nov. 10	L	2-7	H....	60,000
1935	Oct. 26	L	7-21	A....	48,000
1936	Nov. 7	11-.....	L	7-13	H....	65,000
1937	Oct. 23	11-1.....	L	6-20	A....	73,000
1938	Nov. 5	13-3.....	W	13-7	H....	95,000
1939	Oct. 28	.8-.....	W	26-0	A....	46,000
1940	Nov. 9	L	7-20	H....	50,000
1941	Oct. 25	L	0-14	A....	65,000
1942	Nov. 7(U)	W	21-7	H....	37,500
1943	Oct. 2	W	7-0	A....	35,000
1943	Oct. 30	.5-20.....	W	13-0	H....	45,000
1944	Oct. 7	T	6-6	H....	40,000
1944	Nov. 18	12-.....	W	32-0	A....	40,000
1945	Sept. 29	W	13-2	A....	52,000
1945	Nov. 10	W	14-0	H....	35,000
1946	Nov. 9	14-.....	W	14-0	H....	60,398
1947	Oct. 25	10-4.....	W	39-14	A....	c81,659
1948	Oct. 30	-4.....	L	7-13	H....	90,890
1949	Oct. 15	12-9.....	L	10-16	A....	c81,500
1950	Oct. 14	-7...[7:30]	L	7-13	H....	55,468
1951	Oct. 20	11-1(U)[2:44]	W	21-14	A....	c81,490
1952	Oct. 25	.7-4.....	W	10-0	H....	94,677
1953	Oct. 24	11-.....	W	32-20	A....	78,000
1954	Oct. 23	17-.....	W	29-27	H....	66,342
1955	Oct. 22	10-.....	W	33-6	A....	51,000
1956	Nov. 10	16-.....	W	20-7	H....	41,628
1957	Oct. 19	L	0-12	A....	40,000
1958	Oct. 18	L	12-14	H....	34,872
1959	Oct. 31	.6-...[12:13]	W	14-7	A....	37,000
1960	Oct. 15	W	27-10	H....	39,830
1961	Oct. 21	W	28-14	A....	38,000
1962	Oct. 20	.3-.....	W	32-6	H....	38,500
1963	Oct. 26	W	36-6	A....	41,000
1964	Oct. 24[0:50]	W	26-21	H....	48,105
1965	Nov. 6	.6-.....	W	35-0	A....	52,000
1966	Nov. 5	.9-.....	W	35-9	H....	47,199
1967	Nov. 4	.1-.....	W	31-12	A....	43,028
1968	Nov. 9	.1-11.....	W	35-17	H....	80,871
1969	Nov. 1	.6-...[0:57]	W	14-9	A....	51,000
1970	Oct. 31	18-...[4:59]	L	10-13	H....	54,750
1971	Oct. 30	20-.....	W	28-0	A....	54,000
1972	Oct. 14	.1-.....	W	42-14	H....	56,488
1973	Nov. 3	.9-.....	W	50-14	A....	48,000
1974	Nov. 2	.6-.....	T	15-15	H....	53,921
1975	Nov. 1	.4-.....	L	14-28	A....	58,871
1976	Oct. 30	.4-.....	W	20-6	H....	60,323
1977	Oct. 29	10-.....	L	14-17	A....	c76,780



USC VS. PAC-12

1978	Oct. 28	.6-	W	42-17	H	56,954
1979	Oct. 27	.3-	W	24-14	A	c76,780
1980	Nov. 1	.7-	W	60- 7	H	55,658
1981	Nov. 7	.3-	W	21- 3	A	74,000
1982	Nov. 6	16-	W	42- 0	H	54,670
1983	Oct. 29	W	19- 9	A	65,867
1984	Oct. 27	20-	W	31- 7	H	52,692
1985	Nov. 9	L	6-14	A	63,500
1986	Nov. 15	13-	W	28- 3	H	48,019
1987	Sept. 26	W	31-14	A	62,000
1988	Nov. 5	.2-	W	35- 3	H	73,937
1989	Oct. 14	10-	W	31-15	A	52,000
1990	Nov. 3	21- [Cal-1:22]	T	31-31	H	62,974
1991	Nov. 2	-10.....	L	30-52	A	70,000
1992	Oct. 17	18-[2:27]	W	27-24	H	54,476
1993	Oct. 30	W	42-14	A	56,000
1994	Oct. 22	W	61-0	H	55,213
1995	Oct. 7	.5-	W	26-16	A	49,000
1996	Oct. 5	17-[U]	L	15-22	H	51,511
1997	Sept. 27	W	27-17	A	54,000
1998	Oct. 10	19- (U)[3:30]	L	31-32	H	65,678
1999	Oct. 30	L	7-17^	A	54,000
2000	Oct. 28	L	16-28	H	54,393
2001	Nov. 10[R]	W	55-14	A	33,506
2002	Oct. 12	20-	W	30-28	H	63,113
2003	Sept. 27	.3-[U]	L	31-34[30T]	A	51,208
2004	Oct. 9	.1- 7.....	W	23-17	H	c90,008
2005	Nov. 12	.1-	W*	35-10	A	c72,981
2006	Nov. 18	4-17.....[N]	W	23-9	H	c91,672
2007	Nov. 10	12-24.[N][R](7:38)	W	24-17	A	c72,516
2008	Nov. 8	.7-21.....[N]	W	17-3	H	c88,523
2009	Oct. 3	.7-24.....[N]	W	30-3	A	c71,799
2010	Oct. 16[N]	W	48-14	H	72,386
2011	Oct. 13[N]	W	30-9	A#...	44,043
2012	Sept. 22	13-[Hot]	W	27-9	H	83,421
2013	Nov. 9	W	62-28	A	49,199
2014	Nov. 13[N]	W	38-30	H	64,615
2015	Oct. 31	W	27-21	A	52,060
2016	Oct. 27[N]	W	45-24	H	61,725
2017	Sept. 23	.5-	W	30-20	A	46,747
2018	Nov. 10[N]	L	14-15	H	56,721
2019	Nov. 16[N]	W	41-17	A	46,397
2021	Dec. 4[N]	L	14-24	A	42,076
2022	Nov. 5	9-[N]	W	41-35	H	64,916

N1-Washington Park, Los Angeles, California
 N2-Rose Bowl, Pasadena, California
 #California home games in 2011 played San Francisco's AT&T Park
 *Not including 1 win vacated due to NCAA penalty (original record: 71232-5)
 ^California later vacated win due to NCAA penalty

COLORADO (16-0-0)

1927	Nov. 12	W	46- 7	H	25,000
1963	Sept. 21	.1-[R]	W	14- 0	A	27,000
1964	Sept. 18[N]	W	21- 0	H	39,173
2000	Sept. 9	11- ..[N](0:13)	W	17-14	H	65,153
2002	Sept. 14	17-18.....	W	40-3	A	c53,119
2011	Nov. 4	21-..[N](Cold)	W	42-17	A	50,083
2012	Oct. 20	11-	W	50- 6	H	83,274
2013	Nov. 23	23-..[N](Cold)	W	47-29	A	36,005
2014	Oct. 18	22-	W	56-28	H	75,756
2015	Nov. 13[N](Cold)	W	27-24	A	37,905
2016	Oct. 8	-21.....[Hot]	W	21-17	H	68,302
2017	Nov. 11	15-	W	38-24	A	49,337
2018	Oct. 13	-19.....[N]	W	31-20	H	57,615
2019	Oct. 25	..[N](Cold)[2:15]	W	35-31	A	48,913
2021	Oct. 2	W	37-14	A	48,197
2022	Nov. 11	8-[N]	W	55-17	H	61,206

(NOTE: Colorado was a member of the Rocky Mountain Faculty Athletic Conference from 1910 to 1936, then was a member of the Mountain States Conference (Skyline) from 1937 to 1947 before joining the Big Seven in 1948, which became the Big Eight in 1958 and the Big 12 in 1996, and then joining the Pac-12 in 2011.)

OREGON (38*-22-2)

1915	Nov. 8	L	0-34	H	2,300
1920	Nov. 25Th	W	21- 0	N1....	20,000
1931	Oct. 17	W	53- 0	H	50,000
1932	Nov. 12	W	33- 0	H	40,000
1933	Nov. 18	W	26- 0	H	69,000
1934	Nov. 17[R]	W	33- 0	H	20,000
1936	Oct. 3	W	26- 0	H	35,000
1937	Oct. 16	W	34-14	H	45,000
1938	Oct. 29	19-[Mud]	W	31- 7	N2....	18,000
1939	Sept. 30[SC-7:00]	T	7- 7	H	41,000
1940	Oct. 19	17-	W	13- 0	H	35,000
1941	Oct. 11	L	6-20	H	40,000
1942	Nov. 14	W	40- 0	H	33,000
1946	Nov. 2	W	43- 0	H	45,885
1948	Oct. 16	L	7- 8	N2....	32,600
1949	Oct. 22	19-	W	40-13	H	47,098

1950	Oct. 28	W	30-21	H	27,008
1953	Oct. 31	.7- (U)[13:38]	L	7-13	N2....	17,772
1954	Oct. 16	W	24-14	N2....	22,766
1955	Sept. 23	.9-[N]	W	42-15	H	37,538
1956	Nov. 17	14-	L	0- 7	N2....	14,480
1957	Nov. 16	-16.....	L	7-16	H	30,975
1958	Oct. 11	-15.....	L	0-25	N2....	32,734
1967	Oct. 28	.1-	W	28- 6	H	48,807
1968	Nov. 2	.1- (R)[1:12]	W	20-13	A	33,500
1970	Oct. 24	10- (R)[U](13:05)	L	7-10	A	34,000
1971	Oct. 9	...[N](U)[7:43]	L	23-28	H	50,111
1972	Oct. 28	.1-[R]	W	18- 0	A	32,000
1973	Oct. 20	.6-	W	31-10	H	53,155
1974	Oct. 19	.6-	W	16- 7	A	32,500
1975	Oct. 18	.3-	W	17- 3	H	50,542
1976	Sept. 18[N]	W	53- 0	A	c40,600
1977	Oct. 15	.6-	W	33-15	H	51,120
1978	Sept. 16	.8-[N]	W	37-10	A	31,000
1980	Oct. 18	.2-	T	7- 7	A	c42,733
1982	Oct. 2	16-	W	38- 7	H	47,181
1984	Oct. 13	W	19- 9	A	29,581
1985	Nov. 30**	W	20- 6	N3....	c65,000
1986	Oct. 4	.9-[N]	W	35-21	H	51,340
1987	Oct. 10	L	27-34	A	c39,587
1988	Oct. 8	.3-18.....	W	42-14	H	63,452
1991	Sept. 28[N]	W	30-14	A	c45,948
1992	Oct. 10	20-	W	32-10	H	46,343
1993	Oct. 9	W	24-13	A	40,935
1994	Oct. 1	19-[U]	L	7-22	H	44,232
1997	Oct. 1[N]	W	24-22	H	53,640
1998	Oct. 24	-12.....	L	13-17	A	c45,807
1999	Sept. 25	16- ..[N](U0-0:30)	L	30-33[30T]	A	c45,660
2000	Oct. 14	- 9.....	L	17-28	H	54,031
2001	Sept. 22	- 7-..[N](0:12)	L	22-24	A	c45,765
2002	Oct. 26	15-14.....	W	44-33	A	c56,754
2005	Sept. 24	.1-24.....	W*	45-13	A	c59,129
2006	Nov. 11	.7-21.....[N]	W	35-10	H	c92,000
2007	Oct. 27	.9- 5.....	L	17-24	A	c59,277
2008	Oct. 4	.9-23.....[N]	W	44-10	H	c82,765
2009	Oct. 31	.4-10.....[N]	W	20-47	A	c59,592
2010	Oct. 30	24- 1.....[N]	L	32-53	H	88,726
2011	Nov. 19	18-4..[N](Cold)	W	38-35	A	c59,933
2012	Nov. 3	18- 2	L	51-62	H	c93,607
2015	Nov. 21	22-23....[Cold]	L	28-48	A	c59,094
2016	Nov. 5	W	45-20	H	74,625
2019	Nov. 2	- 7.....[N]	L	24-56	H	63,011
2020	Dec. 18^	13-[N]	L	24-31	H	0

N1-Tournament Park, Pasadena, California
 N2-Multnomah Stadium, Portland, Oregon
 N3-Tokyo Olympic Memorial Stadium, Tokyo, Japan
 **-Mirage Bowl
 ^-Pac-12 Championship Game
 *Not including 1 win vacated due to NCAA penalty (original record: 39-22-2)

OREGON STATE (64-12-4)

1914	Nov. 26Th	L	6-38	N1....	7,000
1916	Nov. 30Th	L	7-16	H	5,000
1921	Nov. 26	W	7- 0	N2....	17,500
1924	Oct. 18	W	17- 3	N3....	15,000
1925	Dec. 5	W	28- 0	H	25,000
1926	Nov. 11[Mud]	W	17- 7	N3....	26,000
1927	Oct. 8[5:00]	W	13-12	H	35,000
1928	Oct. 6	W	19- 0	H	50,000
1929	Oct. 5	W	21- 7	H	40,000
1930	Oct. 4	W	27- 7	H	40,000
1931	Oct. 3	W	30- 0	H	50,000
1932	Oct. 8	W	10- 0	H	40,000
1933	Oct. 21	T	0- 0	N3....	21,000
1934	Oct. 20[OS-1:42]	T	6- 6	H	40,000
1935	Oct. 19	L	7-13	H	35,000
1936	Sept. 26	W	38- 7	H	45,000
1937	Nov. 13	T	12-12	H	35,000
1938	Oct. 1	W	7- 0	H	35,000
1939	Nov. 4	.7-11.....	W	19- 7	N3....	c33,000
1940	Oct. 5	T	0- 0	H	50,000
1941	Sept. 27[0:13]	W	13- 7	H	50,000
1945	Nov. 24	W	34- 7	H	30,000
1946	Oct. 12	L	0- 6	N3....	29,594
1947	Oct. 18	11-	W	48- 6	H	61,301
1948	Sept. 24[N]	W	21- 6	H	50,237
1951	Oct. 13	14-18.....	W	16-14	H	36,400
1952	Oct. 18	.7-	W	28- 6	N3....	17,438
1953	Oct. 17	13-	W	37- 0	H	34,163
1954	Oct. 30	13-	W	34- 0	H	30,065
1956	Sept. 28	.6-[N]	W	21-13	H	53,714
1957	Sept. 21	19-13.....[N]	L	0-20	N3....	36,855
1958	Sept. 19	-12.....[N]	W	21- 0	H	40,286
1959	Sept. 19[N][R]	W	27- 6	N3....	23,895
1960	Sept. 16	.6- ...[N](U)	L	0-14	H	32,928
1963	Nov. 15[N]	W	28-22	H	30,846
1965	Oct. 2[N]	W	26-12	H	52,100



1966	Oct. 1	.5-(N)	W	21- 0	N3....	29,217
1967	Nov. 11	.1-(R)	L	0- 3	A	c41,494
1968	Nov. 16	.1-13.....(R)	W	17-13	H	59,236
1969	Oct. 4	.5-	W	31- 7	A	c38,013
1970	Oct. 3	.5-(N)	W	45-13	H	57,769
1972	Sept. 16	.1-(N)	W	51- 6	H	56,305
1973	Oct. 6	.4-(R)	W	21- 7	A	21,732
1974	Oct. 26	.6-	W	31-10	H	52,392
1975	Sept. 19	.4-(N)	W	24- 7	H	50,165
1976	Oct. 23	.7-	W	56- 0	H	53,216
1977	Sept. 17	.2- (N)(11:48)	W	17-10	A	31,143
1978	Oct. 21	.7-	W	38- 7	H	53,734
1979	Sept. 15	.1-	W	42- 5	A	32,000
1981	Oct. 3	.1-	W	56-22	A	33,000
1982	Oct. 23	.12-	W	38- 0	H	50,035
1983	Sept. 17	.14-(N)	W	33-10	A	28,000
1985	Oct. 5	W	63- 0	H	50,624
1987	Oct. 3(N)	W	48-14	H	47,979
1988	Oct. 29	.3-	W	41-20	A	31,117
1989	Nov. 4	.9-	W	48- 6	H	65,430
1990	Nov. 10	.23-	W	56- 7	A	18,795
1993	Oct. 16	W	34- 9	H	44,363
1994	Oct. 8	W	27-19	A	33,892
1995	Nov. 11	.12-(N)	W	28-10	A	21,851
1996	Sept. 14	.16-	W	46-17	H	48,069
1997	Nov. 15	W	23- 0	A	20,938
1998	Sept. 19	.16-(N)	W	40-20	H	45,629
1999	Oct. 2	W	37-29	H	43,795
2000	Sept. 30	.8-(U)	L	21-31	A	c33,775
2001	Nov. 3	W	16-13(OT)	H	44,880
2002	Sept. 28	.18-23.....	W	22- 0	H	56,417
2003	Dec. 6	.2-	W	52-28	H	73,864
2004	Nov. 6	.1- (N)(Fog)(Cold)	W	28-20	A	c36,412
2006	Oct. 28	.3-(U)	L	31-33	A	42,871
2007	Nov. 3	.13-(N)	W	24- 3	H	c85,713
2008	Sept. 25	.1-(N)(U)	L	21-27	A	42,839
2009	Oct. 24	.4-(N)	W	42-36	H	c89,718
2010	Nov. 20	.20- (N)(Cold)	L	7-36	A	44,969
2013	Nov. 1(N)	W	31-14	A	45,379
2014	Sept. 27	.18-(N)	W	35-10	H	74,521
2017	Oct. 7	.14-(Hot)	W	38-10	H	60,314
2018	Nov. 3(N)	W	38-21	A	35,187
2021	Sept. 25(N)(U)	L	27-45	H	51,564
2022	Sept. 24	.7-(N)...(1:13)	W	17-14	A	28,768

N1-Tacoma Stadium, Tacoma, Washington
 N2-Tournament Park, Pasadena, California
 N3-Multnomah Stadium, Portland, Oregon

STANFORD [64*-34-3]

1905	Nov. 4	L	0-16	A	
1918	Nov. 23(R)	W	25- 8	N1....	
1919	Nov. 27Th(Mud)	W	13- 0	H	
1920	Oct. 16	W	10- 0	H	8,000
1922	Nov. 11	W	6- 0	A	15,000
1923	Oct. 27	W	14- 7	A	20,000
1925	Oct. 17	L	9-13	H	c70,000
1926	Oct. 30	L	12-13	H	c78,500
1927	Oct. 15(SU-0:30)	T	13-13	A	52,385
1928	Nov. 3	W	10- 0	H	80,000
1929	Oct. 26	W	7- 0	A	c89,000
1930	Oct. 25	W	41-12	A	c89,000
1931	Nov. 7	W	19- 0	H	c93,000
1932	Oct. 22	W	13- 0	A	60,000
1933	Nov. 11	L	7-13	H	95,000
1934	Oct. 27	L	0-16	A	48,000
1935	Nov. 9(1:00)	L	0- 3	H	50,000
1936	Oct. 24	.6-	W	14- 7	A	35,000
1937	Nov. 6	L	6- 7	H	55,000
1938	Oct. 22	W	13- 2	A	35,000
1939	Nov. 11	.4-	W	33- 0	H	50,000
1940	Oct. 26	.17- 9.....	L	7-21	A	60,000
1941	Nov. 8	.- 9.....	L	0-13	H	86,305
1942	Oct. 24	L	6-14	N2....	25,000
1946	Oct. 26	W	28-20	A	50,000
1947	Nov. 8	.5-	W	14- 0	H	59,749
1948	Oct. 23	W	7- 6	A	40,000
1949	Nov. 5	.12-	L	13-34	H	70,041
1950	Nov. 4(SU-2:20)	T	7- 7	A	40,000
1951	Nov. 10	.6- 7....(1:48)	L	20-27	H	96,130
1952	Nov. 8	.6-	W	54- 7	A	55,000
1953	Nov. 7	.17-11....(0:14)	W	23-20	H	79,015
1954	Nov. 6	.10-	W	21- 7	A	28,000
1955	Nov. 5	.16-	L	20-28	H	63,265
1956	Oct. 27	.6-	L	19-27	A	70,000
1957	Nov. 9	L	7-35	H	51,923
1958	Nov. 1	W	29- 6	A	52,000
1959	Oct. 24	.5-	W	30-28	H	44,209
1960	Oct. 29	W	21-10	A	29,000
1961	Nov. 11	W	30-15	H	36,598
1962	Nov. 10	.2-	W	39-14	A	41,000
1963	Nov. 9	W	25-11	H	57,035

1964	Nov. 7	W	15-10	A	55,000
1965	Oct. 16	.6-	W	14- 0	H	61,618
1966	Oct. 15	.5-	W	21- 7	A	61,500
1967	Oct. 7	.1-(N)	W	30- 0	H	62,598
1968	Oct. 12	.2-18....(11:51)	W	27-24	A	c81,000
1969	Oct. 11	.4-16(0:00)(N)	W	26-24	H	82,812
1970	Oct. 10	.4-12.....	L	14-24	A	c86,000
1971	Oct. 16	.15-(N)(R)	L	18-33	H	65,375
1972	Oct. 7	.1-15.....	W	30-21	A	c84,000
1973	Nov. 10	.8- ...[0:03]	W	27-26	H	63,806
1974	Nov. 9	.11-	W	34-10	A	c83,500
1975	Nov. 8	.9- ...[0:00]	L	10-13	H	68,249
1976	Nov. 6	.4-	W	48-24	A	76,500
1977	Nov. 5	.16-	W	49- 0	H	65,101
1978	Nov. 4	.6-	W	13- 7	A	c84,084
1979	Oct. 13	.1- (SU-4:30)	T	21-21	H	76,067
1980	Nov. 8	.4-	W	34- 9	A	c84,892
1981	Oct. 17	.7-	W	25-17	H	76,291
1982	Oct. 16	.14-	W	41-21	A	75,185
1983	Nov. 5	W	30- 7	H	50,867
1984	Nov. 3	.18-	W	20-11	A	74,432
1985	Oct. 19	W	30- 6	H	56,837
1986	Oct. 25	.19-	W	10- 0	A	73,500
1987	Nov. 7	W	39-24	H	58,922
1988	Sept. 10	.6- ...[1:19]	W	24-20	A	59,000
1989	Oct. 28	.10-	W	19- 0	H	67,411
1990	Oct. 13	.16-	W	37-22	A	62,000
1991	Oct. 19[1:11]	L	21-24	H	61,265
1992	Nov. 7	.11-21.....	L	9-23	A	72,571
1993	Nov. 6	W	45-20	H	59,376
1994	Oct. 15	W	27-20	A	60,345
1995	Nov. 4	.14- ...[0:39]	W	31-30	H	62,368
1996	Nov. 9(N)	L	20-24	A	41,980
1997	Nov. 8	W	45-21	H	58,900
1998	Nov. 7	W	34- 9	A	43,250
1999	Oct. 23	L	31-35	H	57,494
2000	Oct. 21(0:00)	L	30-32	A	50,125
2001	Sept. 29	L	16-21	H	53,962
2002	Nov. 9	.10-	W	49-17	A	44,950
2003	Oct. 11	.9-(N)	W	44-21	H	68,341
2004	Sept. 25	.1- ...[6:15]	W	31-28	A	55,750
2005	Nov. 5	.1-(N)	W*	51-21	H	c90,212
2006	Nov. 4	.9-	W	42- 0	A	49,371
2007	Oct. 6	.2- ..(U)[0:49]	L	23-24	H	85,125
2008	Nov. 15	.6-	W	45-23	A	c50,425
2009	Nov. 14	.11-25....(U)	L	21-55	H	90,071
2010	Oct. 9	.16(N)[0:00]	L	35-37	A	c51,607
2011	Oct. 29	.20- 4(N)[ST-0:38]	L	48-56(3OT)	H	c93,607
2012	Sept. 15	.2-21 (U)[10:20]	L	14-21	A	c50,360
2013	Nov. 16	.- 5 (N)[0:19]	W	20-17	H	c93,607
2014	Sept. 6	.14-13 [2:30]	W	13-10	A	c50,814
2015	Sept. 19	.6-(N)	L	31-41	H	78,306
2015	Dec. 5^	.24- 7.....	L	22-41	N3	58,476
2016	Sept. 17	.7-(N)	L	10-27	A	48,763
2017	Sept. 9	.6-14.....(N)	W	42-24	H	77,614
2017	Dec. 1^	.11-14.....(N)	W	31-26	N3....	48,031
2018	Sept. 8	.17-10.....(N)	L	3-17	A	42,856
2019	Sept. 7	.23-(N)	W	45-20	H	62,109
2021	Sept. 11	.14-(N)	L	28-42	H	56,945
2022	Sept. 10	.14-.....	W	41-28	A	43,813

N1-Tournament Park, Pasadena, California
 N2-Kezar Stadium, San Francisco, California
 N3-Levi's Stadium, Santa Clara, California
 ^-Pac-12 Championship Game

*Not including 1 win vacated due to NCAA penalty (original record: 65-34-3)

UCLA [50*-33-7]

1929	Sept. 28	W	76- 0	H	50,000
1930	Sept. 27	W	52- 0	A	40,000
1936	Nov. 26Th	T	7- 7	H	90,000
1937	Dec. 4	W	19-13	A	75,000
1938	Nov. 24Th	.14-	W	42- 7	H	65,000
1939	Dec. 9	.3- 9.....	T	0- 0	A	c103,303
1940	Nov. 30	W	28-12	H	70,000
1941	Dec. 6	T	7- 7	A	65,000
1942	Dec. 12	.13.....	L	7-14	H	90,000
1943	Sept. 25	W	20- 0	A	50,000
1943	Nov. 27	W	26-13	H	35,000
1944	Sept. 23(TD-UCLA 0:00)	T	13-13	H	60,000
1944	Nov. 25	.8-	W	40-13	A	77,903
1945	Sept. 21(N)	W	13- 6	A	81,000
1945	Dec. 1	.16-	W	26-15	H	c103,000
1946	Nov. 23	.10- 4.....(R)	L	6-13	A	93,714
1947	Nov. 22	.4-18.....	W	6- 0	H	c102,050
1948	Nov. 20	W	20-13	A	76,577
1949	Nov. 19	W	21- 7	H	75,026
1950	Nov. 25	L	0-39	A	51,906
1951	Nov. 24	.11-18.....	L	7-21	H	71,738
1952	Nov. 22	.4- 3.....	W	14-12	A	96,869
1953	Nov. 21	.9- 5.....	L	0-13	H	85,366
1954	Nov. 20	.7- 2.....	L	0-34	A	c102,548



USC VS. PAC-12

Table with columns for year, date, score, result, opponent, and total points. Lists games from 1955 to 2022.

All games at the Coliseum, except Away games after 1981, which were played at the Rose Bowl, Pasadena, California
*Not including 2 wins vacated due to NCAA penalty (original record: 52-33-7)

UTAH (13-9-0)

Table listing games against Utah from 1915 to 2019, including scores and results.

Summary table for years 2020-2022, showing scores and results.

N1-Anaheim Stadium, Anaheim, California
N2-Sam Boyd Stadium, Las Vegas, Nevada
N3-Allegiant Stadium, Las Vegas, Nevada
*-1993 Freedom Bowl
+-2001 Las Vegas Bowl
^~2022 Pac-12 Championship Game

(NOTE: Utah was a member of the Rocky Mountain Conference from 1910 through 1937, a charter member of the Mountain States Conference (popularly known as the Big Seven Conference from 1938 through 1946 and as the Skyline Conference thereafter), a 1962 charter member of the Western Athletic Conference and a 1999 charter member of the Mountain West Conference before joining the Pac-12 in 2011.)

WASHINGTON (51*-30-4)

Table listing games against Washington from 1923 to 2001, including scores and results.



USC VS. PAC-12, NON-CONFERENCE RECORD

2002	Oct. 19	19-22.....	W	41-21	H	52,961
2003	Oct. 25	.5-	W	43-23	A	c72,015
2004	Oct. 23	.1-	W	38-0	H	72,855
2005	Oct. 22	.1-	W*	51-24	A	64,096
2006	Oct. 7	.3-	W	26-20	H	c90,282
2007	Sept. 29	.1-(N)	W	27-24	A	68,654
2008	Nov. 1	.7-	W	56-0	H	80,216
2009	Sept. 19	.3- ..(U)(0:03)	L	13-16	A	61,889
2010	Oct. 2	18- (N)(U)(0:00)	L	31-32	H	82,796
2011	Nov. 12	18-	W	40-17	H	64,756
2012	Oct. 13	11-	W	24-14	A#	66,202
2015	Oct. 8	14-(N)(U)	L	12-17	H	63,623
2016	Nov. 12	.4-(U)	W	26-13	A	c72,364
2019	Sept. 28	21-17.....	L	14-28	A	66,975

N1-Rose Bowl, Pasadena, California

#Washington home games in 2012 played at Seattle's CenturyLink Field

**-1944 Rose Bowl

*Not including 1 win vacated due to NCAA penalty (original record: 52-30-4)

WASHINGTON STATE (62*-10-4)

1921	Dec. 3	W	28-7	N1....	18,000
1922	Nov. 30Th	W	41-3	N2....	11,000
1925	Nov. 28(U)(3:00)	L	12-17	H	12,000
1926	Oct. 9	W	16-7	H	34,700
1927	Nov. 19	W	27-0	H	45,000
1928	Nov. 17	W	27-13	H	33,000
1929	Nov. 30	W	27-7	H	55,000
1930	Oct. 11(U)	L	6-7	A	22,000
1931	Oct. 10	W	38-6	H	30,000
1932	Oct. 1	W	20-0	H	55,000
1933	Oct. 7	W	33-0	H	65,000
1934	Oct. 6	L	0-19	H	50,000
1935	Nov. 16	W	20-10	H	45,000
1936	Oct. 17	T	0-0	H	25,000
1937	Oct. 30(Fog)	T	0-0	A	8,700
1938	Oct. 15	W	19-6	H	35,000
1939	Oct. 7(R)	W	27-0	H	38,000
1940	Sept. 28(WS-8:40)	T	14-14	H	40,000
1941	Oct. 18	W	7-6	H	40,000
1942	Oct. 17	-10.....	W	26-12	H	33,000
1946	Sept. 27(N)(0:05)	W	13-7	H	68,282
1947	Sept. 27	W	21-0	H	48,173
1949	Oct. 1	W	35-7	H	36,243
1950	Oct. 7(SC-1:20)	T	20-20	A	16,000
1951	Sept. 22	W	31-21	H	28,876
1952	Sept. 19	16-(N)	W	35-7	H	58,288
1953	Sept. 19	.8-	W	29-13	A	19,000
1954	Sept. 17	17-(N)	W	39-0	H	37,645
1955	Sept. 17	13-	W	50-12	H	35,384
1956	Nov. 3	20-	W	28-12	A	13,000
1957	Oct. 26	L	12-13	H	24,902
1958	Oct. 25(1:25)	W	14-6	N3....	25,000
1967	Sept. 15	.7-(N)	W	49-0	H	44,364
1969	Nov. 8	.6-	W	28-7	H	47,158
1970	Nov. 7	W	70-33	N3....	14,500
1971	Nov. 6	17-	W	30-20	H	57,432
1972	Nov. 4	.1-	W	44-3	N4....	46,000
1973	Oct. 13	.4-	W	46-35	H	50,975
1974	Oct. 12	.7-(N)	W	54-7	N3....	32,000
1975	Oct. 11	.3-	W	28-10	H	47,468
1976	Oct. 9	11-(N)	W	23-14	N5....	37,268
1977	Sept. 30	.2-(N)	W	41-7	H	61,809
1979	Oct. 6	.1-	W	50-21	H	55,117
1981	Oct. 31	.4-14.....	W	41-17	H	60,972
1983	Oct. 8	W	38-17	H	43,106
1984	Oct. 6	W	29-27	A	33,000
1985	Nov. 2	W	31-13	H	46,954
1986	Oct. 11	.9-	L	14-34	A	26,000
1987	Oct. 31(R)	W	42-7	H	24,834
1989	Sept. 30	11-19...(0:04)	W	18-17	A	c38,434
1990	Oct. 6	15-(N)	W	30-17	H	59,357
1991	Oct. 12	W	34-27	A	23,997
1992	Oct. 24	15-13.....	W	31-21	H	54,038
1993	Sept. 25(N)	W	34-3	H	48,471
1994	Nov. 5	22-16...(Cold)	W	23-10	A	36,686
1995	Oct. 14	.5-	W	26-14	H	51,313
1996	Oct. 26(Cold)(2:05)(N)	W	29-24	A	33,111
1997	Sept. 13	23-(4:18)	L	21-28	H	51,655
1998	Oct. 17(Cold)(N)	W	42-14	A	31,178
1999	Nov. 13	W	31-28	A	23,065
2000	Nov. 11	L	27-33	H	40,565
2002	Oct. 5	18-17 (WS-1:50)	L	27-30(10T)	A	c36,861
2003	Nov. 1	.3- 6.....	W	43-16	H	82,478
2004	Oct. 30	.1-(Cold)	W	42-12	A	c35,117
2005	Oct. 29	.1-	W*	55-13	H	c92,021
2006	Sept. 30	.3-	W	28-22	A	c35,117
2007	Sept. 22	.1-(N)	W	47-14	H	86,876
2008	Oct. 18	.6-	W	69-0	A	25,118
2009	Sept. 26	12-(N)	W	27-6	H	75,216
2010	Sept. 25	20-	W	50-16	A	24,310
2013	Sept. 7	25- (N)(U)(3:03)	L	7-10	H	77,823
2014	Nov. 1(R)(Cold)(Fog)	W	44-17	A	25,012

2017	Sept. 29	.5-16..(N)(U)(1:40)	L	27-30	A	c33,773
2018	Sept. 21(N)(8:03)	W	39-36	H	52,421
2020	Dec. 6Su	16-	W	38-13	H	0
2021	Sept. 18(R)	W	45-14	A	24,714
2022	Oct. 8	6-.....	W	30-14	H	63,204

N1-Tournament Park, Pasadena, California

N2-Rose Bowl, Pasadena, California

N3-Spokane Memorial (Joe Albi) Stadium, Spokane, Washington

N4-Husky Stadium, Seattle, Washington

N5-Kingdome, Seattle, Washington

*Not including 1 win vacated due to NCAA penalty (original record: 63-10-4)

Non-Conference Record

NOTRE DAME (37*-50-5)

1926	Dec. 4(2:00)	L	12-13	H	c74,378
1927	Nov. 26	L	6-7	N1....	c120,000
1928	Dec. 1	W	27-14	H	c72,632
1929	Nov. 16	L	12-13	N1....	c112,912
1930	Dec. 6	L	0-27	H	c73,967
1931	Nov. 21(1:00)	W	16-14	A	c50,731
1932	Dec. 10	W	13-0	H	c93,924
1933	Nov. 25	W	19-0	A	25,037
1934	Dec. 8	L	0-14	H	45,568
1935	Nov. 23(Cold)	L	13-20	A	38,305
1936	Dec. 5	.8-	T	13-13	H	71,201
1937	Nov. 27	.9-(1:45)	L	6-13	A	28,920
1938	Dec. 3	.8- 1.....(U)	W	13-0	H	c97,146
1939	Nov. 25	.4- 7.....(Cold)	W	20-12	A	c54,799
1940	Dec. 7	L	6-10	H	85,808
1941	Nov. 22	.4-	L	18-20	A	c54,967
1942	Nov. 28	14- 8.....	L	0-13	H	94,519
1946	Nov. 30	16- 2.....	L	6-26	A	c55,298
1947	Dec. 6	.3- 1.....	L	7-38	H	c104,953
1948	Dec. 4	.2 (ND-0:35)	T	14-14	H	c100,571
1949	Nov. 26	17- 1.....(Cold)	L	0-32	A	c57,214
1950	Dec. 2	W	9-7	H	70,177
1951	Dec. 1	20- (R)(6:00)	L	12-19	H	55,783
1952	Nov. 29	.2- 7(U)(Cold)	L	0-9	A	c58,394
1953	Nov. 28	20- 2.....	L	14-48	H	97,952
1954	Nov. 27	17- 4(R)(5:57)	L	17-23	A	c56,438
1955	Nov. 26	.5-(U)	W	42-20	H	94,892
1956	Dec. 1	17-	W	28-20	H	64,538
1957	Nov. 30	.12.....(Sn)	L	12-40	A	54,793
1958	Nov. 29	.18.....	L	13-20	H	66,903
1959	Nov. 28	.7- (U)(Cold)	L	6-16	A	48,682
1960	Nov. 26(U)(R)	L	0-17	H	28,297
1961	Oct. 14	.8-(R)	L	0-30	A	50,427
1962	Dec. 1	.1-	W	25-0	H	81,676
1963	Oct. 12	.7- (U)(6:28)	L	14-17	A	c59,135
1964	Nov. 28	.1(U)(1:33)	W	20-17	H	83,840
1965	Oct. 23	.4- 7.....(R)	L	7-28	A	c59,235
1966	Nov. 26	10- 1.....	L	0-51	H	88,520
1967	Oct. 14	.1- 5.....	W	24-7	A	c59,075
1968	Nov. 30	.2- 9(SC-10:14)	T	21-21	H	82,659
1969	Oct. 18	.3-11(ND-6:51)	T	14-14	A	c59,075
1970	Nov. 28	.4-(R)(U)	W	38-28	H	64,694
1971	Oct. 23	.6-(U)	W	28-14	A	c59,075
1972	Dec. 2	.1-10.....	W	45-23	H	75,243
1973	Oct. 27	.6- 8.....(R)	L	14-23	A	c59,075
1974	Nov. 30	.6- 5.....	W	55-24	H	83,552
1975	Oct. 25	.3-14.....	W	24-17	A	c59,075
1976	Nov. 27	.3-13.....	W	17-13	H	76,561
1977	Oct. 22	.5-11.....	L	19-49	A	c59,075
1978	Nov. 25	.3- 8.....(0:02)	W	27-25	H	84,256
1979	Oct. 20	.4- 9.....	W	42-23	A	c59,075
1980	Dec. 6	17- 2.....	W	20-3	H	82,663
1981	Oct. 24	.5-(4:52)	W	14-7	A	c59,075
1982	Nov. 27	17-(0:48)	W	17-13	H	76,459
1983	Oct. 22	L	6-27	A	c59,075
1984	Nov. 24	14-(R)	L	7-19	H	66,342
1985	Oct. 26	L	3-37	A	c59,075
1986	Nov. 29	17-(0:00)	L	37-38	H	70,614
1987	Oct. 24	.10.....	L	15-26	A	c59,075
1988	Nov. 26	.2- 1.....	L	10-27	H	c93,829
1989	Oct. 21	.9- 1.....(5:18)	L	24-28	A	c59,075
1990	Nov. 24	18- 7.....(N)	L	6-10	H	c91,639
1991	Oct. 26	.5-	L	20-24	A	c59,075
1992	Nov. 28	19- 5.....(N)	L	23-31	A	c90,063
1993	Oct. 23	.2-	L	13-31	A	c59,075
1994	Nov. 26	17- (N)(Cold)(SC4:53)	T	17-17	H	c90,217
1995	Oct. 21	.5-17.....(R)	L	10-38	A	c59,075
1996	Nov. 30	.10 (N)(U)(SC-1:50)	W	27-20(10T)	H	c90,296
1997	Oct. 18(1:05)	W	20-17	A	c80,225
1998	Nov. 28	.9-(N)	W	10-0	H	90,096
1999	Oct. 16(R)(2:40)	L	24-25	A	c80,012
2000	Nov. 25	.11.....	L	21-38	H	81,342
2001	Oct. 20	L	16-27	A	c80,795
2002	Nov. 30	.6- 7.....(N)	W	44-13	H	c91,432
2003	Oct. 18	.5-	W	45-14	A	c80,795
2004	Nov. 27	.1-(N)(R)	W	41-10	H	c92,611
2005	Oct. 15	.1- 9.....(0:03)	W*	34-31	A	c80,795
2006	Nov. 25	.3- 6.....(N)	W	44-24	H	c91,800
2007	Oct. 20	13-	W	38-0	H	c80,795
2008	Nov. 29	.5-(N)	W	38-3	H	c90,689
2009	Oct. 17	.6-25.....	W	34-27	A	c80,795
2010	Nov. 27	.(N)(Cold)(R)(2:23)	L	16-20	H	85,417



NON-CONFERENCE RECORD

2011	Oct. 22(N)	W	31-17	A	c80,795
2012	Nov. 24	-1.....(N)	L	13-22^	H	c93,607
2013	Oct. 19(N)(Cold)	L	10-14^	A	c80,795
2014	Nov. 29	W	49-14	H	79,586
2015	Oct. 17	-14(N)(Cold)	L	31-41	A	c80,795
2016	Nov. 26	12-.....(R)	W	45-27	H	72,402
2017	Oct. 21	11-13.....(N)	L	14-49	A	c77,622
2018	Nov. 24	-3.....(N)	L	17-24	H	59,821
2019	Oct. 12	-9..(N)(Cold)	L	27-30	A	c77,622
2021	Oct. 23	-10..(N)(Cold)	L	16-31	A	c77,622
2022	Nov. 26	5-13.....	W	38-27	H	72,613

N1-Soldier Field, Chicago, Illinois
 *Not including 1 win vacated due to NCAA penalty (original record: 38-50-5)
 ^Notre Dame later vacated wins due to NCAA penalty

**INDEPENDENTS/INACTIVES/OTHERS (19-3-0)
 (not including Notre Dame or Southland teams)**

ARMY (2-0-0)

1951	Nov. 3	.7- ... (Cold)	W	28-6	N1....	16,508
1952	Oct. 4	.7-	W	22-0	H	48,433

N1-Yankee Stadium, New York, New York

CARNEGIE TECH (1-0-0)

1929	Dec. 14	W	45-13	H	65,000
------	---------	-------	---	-------	--------	--------

DENVER (1-0-0)

1930	Nov. 1	W	33-13	H	18,000
------	--------	-------	---	-------	--------	--------

PACIFIC (6-0-0)

1934	Sept. 29	W	6-0	H	35,000
1935	Oct. 5	W	19-7	H	35,000
1937	Sept. 25	W	40-0	H	35,000
1943	Oct. 23	.7-6.....	W	6-0	H	65,000
1944	Sept. 30	W	18-6	H	30,000
1945	Oct. 20	14-.....	W	52-0	H	10,000

ST. MARY'S (5-4-0)

1915	Oct. 16	W	47-3	H	
1917	Oct. 27[5:00]	L	0-7	H	
1924	Nov. 8(U)	L	10-14	H	35,000
1925	Dec. 12	W	12-0	H	25,000
1928	Oct. 13	W	19-6	H	40,000
1931	Sept. 26(U)	L	7-13	H	70,000
1933	Oct. 14	W	14-7	H	85,000
1944	Oct. 28	W	34-7	H	20,000
1945	Nov. 3	-8.....	L	0-26	H	76,378

SAN FRANCISCO (1-0-0)

1943	Oct. 16	.8-.....	W	34-0	A	6,000
------	---------	----------	---	------	--------	-------

SANTA CLARA (3-0-0)

1925	Nov. 7	W	29-9	H	25,000
1926	Oct. 2	W	42-0	H	27,400
1927	Oct. 1	W	52-12	H	35,000

[NOTE: Carnegie Tech merged with the Mellon Institute of Research in 1967 and is now known as Carnegie Mellon. The Pittsburgh, Penn., school plays Division III football in the Presidents' Athletic Conference (prior to 2014, it played in the University Athletic Association). The University of Denver discontinued football in 1961. The University of Pacific in Stockton, Calif., dropped football in December of 1995. St. Mary's in Moraga, Calif., played football as a Division I-AA and then Division II independent before dropping the sport after the 2004 season. The University of San Francisco dropped football from 1952 through 1958, and then permanently discontinued the sport after 1971. The University of Santa Clara dropped football in 1994. Army was an independent until it joined Conference USA in 1999, then went back to independent status in 2005.]

AMERICAN ATHLETIC (9-4-1)

MEMPHIS (0-1-0)

1991	Sept. 2	16-.....(U)	L	10-24	H	55,637
------	---------	-------------	---	-------	--------	--------

NAVY (2-1-0)

1949	Sept. 24	W	42-20	H	62,787
1950	Oct. 21	L	14-27	N1....	24,300
1962	Nov. 17	.2-.....	W	13-6	H	51,701

N1-Memorial Stadium, Baltimore, Maryland

RICE (3-0-1)

1947	Oct. 4[SC-2:10]	T	7-7	H	64,231
1948	Oct. 9	W	7-0	H	49,531

1971	Sept. 18	17-.....(N)	W	24-0	A	22,000
2022	Sept. 3	14-.....(Hot)	W	66-14	H	60,113

SMU (2-0-0)

1961	Sept. 29(N)	W	21-16	H	29,148
1962	Sept. 29	.9-.....(N)	W	33-3	A	14,000

TULANE (2-2-0)

1931	Jan. 1*	W	21-12	N1....	c75,562
1942	Sept. 26	L	13-27	H	45,000
1946	Dec. 21	W	20-13	A	25,000
2023	Jan. 2^	8-14..(U)..[0:09]	L	45-46	N2....	55,329

N1-Rose Bowl, Pasadena, California
 N2- AT&T Stadium, Arlington, Texas
 *-1932 Rose Bowl
 ^-2023 Cotton Bowl

[NOTE: Memphis, known as Memphis State prior to 1994, was a Division I-A independent in football before becoming a charter member of CUSA in 1996 until joining the AAC in 2013. SMU, which joined the Southwest Conference in 1918 before moving to the Western Athletic Conference in 1996 and then becoming a Conference USA member in 2005, joined the AAC in 2013. Tulane joined the Southern Conference in 1922, but withdrew to become a charter member of the Southeastern Conference, from which it withdrew in 1966, maintaining independent status through 1995, then it joined Conference USA as a charter member in 1996 before moving to the American Athletic Conference in 2014. Navy was a Division I-A independent in football until joining the AAC in 2015. Rice was a 1914 charter member of the Southwest Conference, then joined the Western Athletic Conference in 1996 before becoming a CUSA member in 2005, and then joined the American Athletic Conference in 2023.]

ATLANTIC COAST (24-12-0)

BOSTON COLLEGE (4-1-0)

1987	Sept. 19	W	23-17	H	46,205
1988	Sept. 1	.8-.....(N)	W	34-7	A	c32,000
2009	Dec. 26*(N)	W	24-13	N1....	c40,121
2013	Sept. 14	W	35-7	H	62,006
2014	Sept. 13	9-.....(N)(U)	L	31-37	A	41,632

N1-AT&T Park, San Francisco, California
 *-2009 Emerald Bowl

CLEMSON (1-0-0)

1966	Oct. 22	.5-.....	W	30-0	H	44,614
------	---------	----------	---	------	--------	--------

DUKE (3-0-0)

1938	Jan. 2*	.7-3...[0:40]	W	7-3	N1....	c89,452
1962	Sept. 22	-8.....(U)	W	14-7	H	26,400
1975	Sept. 12	.4-.....(N)	W	35-7	H	56,727

N1-Rose Bowl, Pasadena, California
 *-1939 Rose Bowl

FLORIDA STATE (0-2-0)

1997	Sept. 6	23-3(N)[10:40]	L	7-14	H	72,783
1998	Sept. 26	17-10.....	L	10-30	A	79,815

GEORGIA TECH (2-2-0)

1961	Sept. 22(N)	L	7-27	H	36,950
1969	Oct. 25	.7-.....	W	29-18	H	53,341
1973	Sept. 22	.1-.....	W	23-6	A	58,228
2012	Dec. 31*	..(U)[Cold][Wind]	L	7-21	N1....	47,922

N1-Sun Bowl, El Paso, Texas
 *-2012 Sun Bowl

MIAMI (1-1-0)

1966	Oct. 28	.5- (N)[14:56]	L	7-10	A	51,156
1968	Oct. 5	.2-13.....(N)	W	28-3	H	71,189

NORTH CAROLINA (0-2-0)

1958	Oct. 3(N)	L	7-8	H	43,238
1993	Aug. 29Su*	19-20..(N)	L	9-31	N1....	49,309

N1-Anaheim Stadium, Anaheim, California
 *-Disneyland Pigskin Classic

PITTSBURGH (6-4-0)

1929	Jan. 1*	W	47-14	N1....	c72,000
1932	Jan. 2+	W	35-0	N1....	78,874
1934	Oct. 13	L	6-20	A	55,000
1935	Dec. 14	L	7-12	H	35,000



NON-CONFERENCE RECORD

1954	Sept. 24	15-.....(N)	W	27-7	H....	50,253
1957	Oct. 4(N)	L	14-20	H....	43,489
1959	Sept. 25	11-.....(N)	W	23-0	H....	34,172
1961	Nov. 18	L	9-10	A....	34,820
1965	Nov. 13	.6-.....	W	28-0	H....	40,339
1974	Sept. 28	18-8.....	W	16-7	A....	52,934

N1-Rose Bowl, Pasadena, California
 *-1930 Rose Bowl
 +-1933 Rose Bowl

SYRACUSE (4-0-0)

1924	Dec. 6	W	16-0	H....	45,000
1990	Aug. 31*	.9-.....(N)	W	34-16	N1....	57,293
2011	Sept. 17(N)	W	38-17	H....	65,873
2012	Sept. 8+	2-.....	W	42-29	N2....	39,507

N1-Giants Stadium, East Rutherford, New Jersey
 N2-MetLife Stadium, East Rutherford, New Jersey
 *-Kickoff Classic VIII
 +-Inaugural New York's College Classic

VIRGINIA (2-0-0)

2008	Aug. 30	.3-.....	W	52-7	A....	c64,947
2010	Sept. 11	16-.....(N)	W	17-14	H....	81,375

VIRGINIA TECH (1-0-0)

2004	Aug. 28*	.1-.....(N)	W	24-13	N1....	c91,665
------	----------	-------------	---	-------	--------	---------

N1-FedEx Field, Landover, Maryland
 *-Black Coaches Association Football Classic

[NOTE: Duke, the Southern Conference champion when it played USC in the 1939 Rose Bowl, was a charter member of the Atlantic Coast Conference in 1953. Georgia Tech, a 1921 charter member of the Southern Conference, left to become a charter member of the Southeastern Conference in 1933, withdrew from the SEC in 1964, and joined the ACC in 1978. Florida State withdrew from the Southern Independent Conference to join the ACC in 1991. Miami, originally an independent, became a charter member of the Big East Conference in 1991 before joining the ACC in 2004. Virginia Tech joined the ACC in 2004 from the Big East, where it was a charter member in 1991, and played its first game as an ACC member against USC. Boston College, an independent prior to becoming a charter member of the Big East Conference in 1991, joined the ACC in 2005. Virginia, a 1921 charter member of the Southern Conference and then independent since 1937, joined the ACC in 1953, but not as a charter member. Pittsburgh and Syracuse, independents prior to becoming charter members of the Big East Conference in 1991, joined the ACC in 2013.]

BIG SKY (15-0-0)

CAL POLY (1-0-0)

1909	Oct. 9	W	51-0	A....	
------	--------	-------	---	------	-------	--

IDAHO (9-0-0)

1922	Nov. 18	W	14-0	N1....	12,500
1923	Nov. 24	W	9-0	H....	30,000
1924	Nov. 22	W	13-0	H....	45,000
1925	Oct. 30	W	51-7	A....	5,000
1926	Nov. 20	W	28-6	H....	17,400
1928	Nov. 24	W	28-7	H....	10,000
1929	Nov. 23	W	72-0	H....	20,000
2007	Sept. 1	.1-.....(N)	W	38-10	H....	90,917
2015	Sept. 12	.8-(N)(Hot)	W	59-9	H....	72,422

N1-Rose Bowl, Pasadena, California

MONTANA (5-0-0)

1925	Nov. 14	W	27-7	H....	25,000
1926	Nov. 25Th	W	61-0	H....	18,600
1931	Nov. 14	W	69-0	H....	25,000
1935	Sept. 28	W	9-0	H....	25,000
1942	Dec. 5	W	38-0	H....	25,000

[NOTE: Montana, a 1963 charter member of the Division I-AA Big Sky Conference, was a member of the Pacific Coast Conference from 1924 until 1950. Idaho, a 1963 charter member of the Division I-AA Big Sky Conference, was a member of the Pacific Coast Conference from 1922 to 1958, then joined the Division I-A Big West in 1996; when the Big West dropped football, Idaho joined the Sun Belt Conference in 2001 before joining the WAC in 2005 and then became an independent in 2013 when the WAC dropped football before rejoining the Sun Belt in 2014 and then rejoining the FCS Big Sky in 2018. Cal Poly, formerly Cal Poly San Luis Obispo, was a member of the Division I-AA American West Conference until joining the Big Sky in 2012.]

BIG TEN (75-30-3)

ILLINOIS (11-2-0)

1935	Oct. 12	L	0-19	H....	60,000
1936	Oct. 10(R)	W	24-6	A....	40,000
1939	Oct. 14	W	26-0	H....	60,000
1940	Oct. 12	W	13-7	A....	30,125

1961	Oct. 28	W	14-10	H....	28,694
1962	Oct. 27	.4-.....	W	28-16	A....	31,375
1971	Sept. 25	16-.....(N)	W	28-0	H....	49,390
1972	Sept. 23	.1-.....	W	55-20	A....	61,277
1985	Sept. 7	.6-11.....	W	20-10	A....	c76,369
1986	Sept. 13	W	31-16	H....	51,496
1989	Sept. 4	.5-22(N)(2:19)	L	13-14	H....	54,622
1996	Sept. 7	19-.....	W	55-3	A....	56,504
2007	Jan. 1*	.6-13.....	W	49-17	N1....	c93,923

N1-Rose Bowl, Pasadena, California
 *2008 Rose Bowl

INDIANA (4-0-0)

1953	Oct. 2	.7-.....(N)	W	27-14	H....	49,578
1967	Jan. 1*	.1-4.....	W	14-3	N1....	c102,946
1981	Sept. 19	.2-.....	W	21-0	A....	51,167
1982	Sept. 18	19-.....	W	28-7	H....	50,724

N1-Rose Bowl, Pasadena, California
 *-1968 Rose Bowl

IOWA (7-3-0)

1925	Nov. 21	W	18-0	H....	66,000
1950	Sept. 29	12-(N)(U)(10:00)	L	14-20	H....	45,167
1961	Oct. 7	-1.....	L	34-35	H....	30,263
1962	Oct. 6	.6-.....	W	7-0	A....	55,300
1970	Sept. 26	.7-.....	W	48-0	A....	56,131
1974	Oct. 5	.9-.....	W	41-3	H....	52,095
1975	Oct. 4	.3-.....	W	27-16	A....	54,600
1976	Oct. 2	13-.....(N)	W	55-0	H....	55,518
2002	Jan. 2*	.5-3.....(N)	W	38-17	N1....	c75,971
2019	Dec. 27+	22-19.....(N)	L	24-39	N2....	50,123

N1-Pro Player Stadium, Miami, Florida
 N2-SDCCU Stadium, San Diego, California
 *-2003 Orange Bowl
 +-2019 Holiday Bowl

MICHIGAN (6-4-0)

1947	Jan. 1*	.8-2.....	L	0-49	N1....	c93,000
1957	Sept. 28	-10.....	L	6-16	H....	44,739
1958	Sept. 27	L	19-20	A....	77,005
1969	Jan. 1*	.5-7.....	W	10-3	N1....	c103,878
1976	Jan. 1*	.3-2.....	W	14-6	N1....	c106,182
1978	Jan. 1*	.3-5.....	W	17-10	N1....	c105,629
1988	Jan. 1*	.5-11.....	L	14-22	N1....	c101,688
1989	Jan. 1*	12-3...[1:10]	W	17-10	N1....	c103,450
2003	Jan. 1*	.1-4.....	W	28-14	N1....	c93,849
2006	Jan. 1*	.8-3.....	W	32-18	N1....	c93,852

N1-Rose Bowl, Pasadena, California
 *-Rose Bowl of the following calendar year

MICHIGAN STATE (4-4-0)

1963	Oct. 4	.8- (N)(8:03)	W	13-10	H....	59,137
1964	Oct. 3	.2-.....	L	7-17	A....	70,102
1967	Sept. 30	.2-.....	W	21-17	A....	c75,287
1972	Sept. 30	.1-.....(N)	W	51-6	H....	63,934
1978	Sept. 29	.3-.....(N)	W	30-9	H....	65,319
1987	Sept. 7	19-17.....(N)	L	13-27	A....	c77,922
1987	Jan. 1*	16-8...[4:14]	L	17-20	N1....	c103,847
1990	Dec. 31+	21-22.....	L	16-17	N2....	50,562

N1-Rose Bowl, Pasadena, California
 N2-Sun Bowl, El Paso, Texas
 *-1988 Rose Bowl
 +-1990 John Hancock Bowl

MINNESOTA (6-1-1)

1953	Sept. 26	.8-.....	W	17-7	H....	66,698
1955	Oct. 29	10-.....(Sn)	L	19-25	A....	c64,592
1965	Sept. 17	.7-(N)(SC-6:24)	T	20-20	H....	58,497
1968	Sept. 21	.2-16.....(R)	W	29-20	A....	c60,820
1979	Sept. 22	.1-.....	W	48-14	H....	61,766
1980	Sept. 27	.5-.....	W	24-7	A....	c55,115
2010	Sept. 18	20-.....	W	32-21	A....	50,442
2011	Sept. 3	25-.....	W	19-17	H....	68,273

NEBRASKA (3-0-1)

1969	Sept. 20	.5-.....	W	31-21	A....	c67,058
1970	Sept. 19	.3-9(N)(SC-6:44)	T	21-21	H....	73,768
2006	Sept. 16	.4-19.....(N)	W	28-10	H....	c92,000
2007	Sept. 15	.1-14.....(N)	W	49-31	A....	c84,959
2014	Dec. 27*	24-25.....(N)	W	45-42	N1....	55,789

N1-Qualcomm Stadium, San Diego, California
 *2014 Holiday Bowl



NON-CONFERENCE RECORD

NORTHWESTERN (5-0-0)

1952	Sept. 26	16-(N)	W	31- 0	H	59,756
1954	Oct. 2	.9.....	W	12- 7	A	30,725
1968	Sept. 28	.3-	W	24- 7	A	47,277
1969	Sept. 27	.5-(N)	W	48- 6	H	56,589
1995	Jan. 1*	17- 3.....	W	41-32	N1....	c100,102

N1-Rose Bowl, Pasadena, California
*1996 Rose Bowl

OHIO STATE (13-10-1)

1937	Oct. 9(9:00)	W	13-12	H	65,000
1938	Oct. 8	W	14- 7	A	62,778
1941	Oct. 4	L	0-33	H	65,000
1942	Oct. 10	L	12-28	A	56,436
1946	Oct. 5	L	0-21	H	80,047
1947	Oct. 11	20-	W	32- 0	A	76,559
1948	Oct. 2	L	0-20	A	75,102
1949	Oct. 8	.8-11.....	T	13-13	H	62,877
1954	Jan. 1*	17- 1.....(R)	L	7-20	N1....	89,191
1959	Oct. 2	11-14.....(N)	W	17- 0	H	49,592
1960	Oct. 1	- 9.....	L	0-20	A	c83,204
1963	Oct. 19	- 4.....	W	32- 3	H	61,883
1964	Oct. 17	- 2.....	L	0-17	A	c84,315
1968	Jan. 1*	.2- 1.....	L	16-27	N1....	c102,063
1972	Jan. 1*	.1- 3.....	W	42-17	N1....	c106,869
1973	Jan. 1*	.7- 4.....	L	21-42	N1....	c105,267
1974	Jan. 1*	.5- 3...(2:03)	W	18-17	N1....	c106,721
1979	Jan. 1*	.3- 1...(1:32)	W	17-16	N1....	c105,526
1984	Jan. 1*	18- 6.....	W	20-17	N1....	c102,594
1989	Sept. 23	12-20.....	W	42- 3	H	69,876
1990	Sept. 29	18-12.....(R)	W	35-26	A	c89,422
2008	Sept. 13	.3- 5.....(N)	W	35- 3	H	c93,607
2009	Sept. 12	.3- 8.(N)(1:05)	W	18-15	A	c106,033
2017	Dec. 29+	.8- 5.....(N)	L	7-24	N2....	c48,329

N1-Rose Bowl, Pasadena, California
N2-AT&T Stadium, Arlington, Texas
*-Rose Bowl of the following calendar year
+-Cotton Bowl

PENN STATE (6-4-0)

1922	Jan. 1*	W	14- 3	N1....	43,000
1981	Jan. 1+	.8- 7.....	L	10-26	N2....	c71,053
1990	Sept. 15	.6-	W	19-14	H	70,594
1991	Sept. 14	- 5.....(N)(U)	W	21-10	H	64,758
1993	Sept. 11	-15.....	L	20-21	A	c95,992
1994	Sept. 10	24- 8.....	L	14-38	A	c96,463
1996	Aug. 25Su=	.7-11.....	L	7-24	N3....	c77,716
2000	Aug. 27Su%	15-22.....	W	29- 5	N3....	c78,902
2008	Jan. 1**	.5- 6.....	W	38-24	N1....	c93,293
2016	Jan. 2***	.9- 5...(0:00)	W	52-49	N1....	c95,128

N1-Rose Bowl, Pasadena, California
N2-Sun Devil Stadium, Tempe, Arizona
N3-Giants Stadium, East Rutherford, New Jersey
*-1923 Rose Bowl
+-1982 Fiesta Bowl
=-Kickoff Classic XIV
%-Kickoff Classic XVIII
**-2009 Rose Bowl
***-2017 Rose Bowl

PURDUE (3-1-0)

1966	Jan. 1*	- 7.....	L	13-14	N1....	c100,807
1975	Sept. 27	.3-	W	19- 6	H	56,170
1976	Sept. 25	19-	W	31-13	A	65,425
1998	Aug. 30Su	W	27-17+	H	56,623

N1-Rose Bowl, Pasadena, California
*-1967 Rose Bowl
+-Pigskin Classic IX

WISCONSIN (6-1-0)

1952	Jan. 1*	.5-11.....	W	7- 0	N1....	c101,500
1955	Oct. 14	16- 6.....(N)	W	33-21	H	75,114
1956	Oct. 6	10-	W	13- 6	A	52,944
1962	Jan. 1+	.1- 2.....	W	42-37	N1....	c98,698
1965	Sept. 25	W	26- 6	A	52,706
1966	Sept. 24	.5-(N)	W	38- 3	H	52,325
2015	Dec. 30=	-23 (N)(2:27)	L	21-23	N2 ...	48,329

N1-Rose Bowl, Pasadena, California
N2-Qualcomm Stadium, San Diego, California
*-1953 Rose Bowl
+-1963 Rose Bowl
=-2015 Holiday Bowl

(NOTE: Penn State was an independent until it joined the Big Ten in 1993. Nebraska was a 1907 charter member of the Missouri Valley Intercollegiate Athletic Association (MVIAA). In 1928, Nebraska became a charter member of the Big Six, which became the Big Seven in 1948, the Big Eight in 1958, and

the Big 12 in 1996. Nebraska joined the Big Ten in 2011.)

BIG 12 (24-13***-1)**

BAYLOR (3-2-0)

1959	Nov. 14	.4-	W	17- 8	H	43,832
1960	Nov. 12(R)	L	14-35	A	23,000
1985	Sept. 21	.3-(N)	L	13-20	H	53,246
1986	Sept. 20	- 9...(0:00)	W	17-14	A	35,000
1994	Sept. 24	19-(N)	W	37-27	H	45,762

BYU (2-2-0)

2003	Sept. 6	.4-	W	35-18	H	75,315
2004	Sept. 18	.1-(N)	W	42-10	A	63,467
2019	Sept. 14	24- (Hot)(U)(USC-1:43)	L	27-30(10T)	A	62,546
2021	Nov. 27	-13..(N)(3:52)	L	31-35	H ...	55,926

HOUSTON (3-0-0)

1993	Sept. 4	W	49- 7	H	49,438
1995	Sept. 16	.6-(N)	W	45-10	H	50,279
1996	Sept. 21	15-	W	26- 9	A ...	21,035

KANSAS (0-1-0)

1983	Sept. 24	10-(U)	L	20-26	H	49,255
------	----------	--------------	---	-------	--------	--------

KANSAS STATE (0-2-0)

2001	Sept. 8	-12.....	L	6-10	H	69,959
2002	Sept. 21	11-25.....(N)	L	20-27	A ...	49,276

OKLAHOMA (5-2-1)**

1963	Sept. 28	.1- 3.....	L	12-17	H	39,345
1964	Sept. 26	- 2.....	W	40-14	A	61,700
1971	Oct. 2	17- 8.....	L	20-33	A	61,826
1973	Sept. 29	.1- 8.....(N)	T	7- 7	H	84,016
1981	Sept. 26	.1- 2...(0:02)	W	28-24	H	85,651
1982	Sept. 25	18-	W	12- 0	A	c75,008
1988	Sept. 24	.4- 3.....	W	23- 7	H	86,124
1992	Sept. 19	-13.....(U)	W	20-10	A	c70,215
2004	Jan. 4*	.1- 2.....(N)]	W**	55-19	N1....	c77,912

N1-Pro Player Stadium, Miami, Florida
*-2005 Orange Bowl, BCS Championship Game
**Not including 1 win vacated due to NCAA penalty (original record: 6-2-1 Oklahoma, 20-12-1 Big 12)

TEXAS (5-1*-0)**

1955	Sept. 30	.9-(N)	W	19- 7	H	62,033
1956	Sept. 22	15-(N)	W	44-20	A	47,000
1966	Sept. 17	.9-	W	10- 6	A	42,000
1967	Sept. 23	.4- 5.....(N)	W	17-13	H	67,705
2005	Jan. 4*	.1- 2 (0:19)(N)	L***	38-41	N1....	c93,986
2017	Sept. 16	.4- ..(N)(USC-0:00)	W	27-24(20T)	H	84,714
2018	Sept. 15	17-10(N)	L	14-37	A	c103,507

N1-Rose Bowl, Pasadena, California
*-2006 Rose Bowl, BCS Championship Game
***Not including 1 loss vacated due to NCAA penalty (original record: 5-2-0 Texas, 20-12-1 Big 12)

TEXAS CHRISTIAN (2-3-0)

1951	Oct. 27	.6-	W	28-26	H	50,732
1954	Oct. 8	.9- ... (N)(U)	L	7-20	H	52,705
1960	Sept. 24(N)	L	6- 7	H	31,475
1977	Sept. 24	.2-	W	51- 0	H	54,620
1998	Dec. 31*(U)	L	19-28	N1....	46,612

N1-Sun Bowl, El Paso, Texas
*1998 Sun Bowl

TEXAS TECH (3-0-0)

1978	Sept. 9	.9-	W	17- 9	H	50,321
1979	Sept. 8	.1-(N)	W	21- 7	A	c52,991
1994	Jan. 2*	21-	W	55-14	N1....	c70,218

N1-Cotton Bowl, Dallas, Texas
*-1995 Cotton Bowl

WEST VIRGINIA (1-0-0)

1959	Nov. 7	.6-	W	36- 0	H	34,066
------	--------	-----------	---	-------	--------	--------

(NOTE: Kansas was a 1907 charter member of the Missouri Valley Intercollegiate Athletic Association (MVIAA), with Kansas State joining in 1913. In 1928, these 2 schools, along with Oklahoma, which had joined the MVIAA in 1920, became charter members of the Big Six, which became the Big Seven in 1948, the Big Eight in 1958, and the Big 12 in 1996. Baylor and Texas were charter members in 1914, along with Oklahoma, in the Southwest



NON-CONFERENCE RECORD

Athletic Conference (later known as the Southwest Conference). Texas Tech, a member of the Southwest Conference beginning in 1960, also joined the Big 12 in 1996. Texas Christian joined the Southwest Conference in 1922 and then became a member of the Western Athletic Conference in 1996 before joining the Mountain West in 2005 and the Big 12 in 2012. West Virginia was an independent prior to becoming a charter member of the Big East Conference in 1991 and then joined the Big 12 in 2012. BYU, which was a member of the Rocky Mountain (1922-37), Mountain State (1938-58) and Skyline (1959-61) Conferences, was a 1962 charter member of the Western Athletic Conference and was a 1999 charter member of the Mountain West Conference before becoming an independent in 2011 and then joined the Big 12 in 2023. Houston, which was a Southwest Conference member from 1976 to 1995 before becoming a charter member of Conference USA in 1996, joined the American Athletic Conference in its inaugural 2013 season, and then joined the Big 12 in 2023.)

CONFERENCE USA (1-0-0)

LOUISIANA TECH (1-0-0)

1999	Nov. 26	-25.....	W	45-19	H	45,070
------	---------	----------	---	-------	--------	--------

(NOTE: Conference USA began football play in 1996. Louisiana Tech, which joined the Western Athletic Conference in 2001 after being an independent, joined CUSA in 2013.)

MID-AMERICAN (1-0-0)

WESTERN MICHIGAN (1-0-0)

2017	Sept. 2	4- ...[Hot]	W	49-31	H	61,125
------	---------	-------------	---	-------	--------	--------

MOUNTAIN WEST (34-1-1)**

COLORADO STATE (1-0-0)

2004	Sept. 11	.1-[N]	W	49-0	H	85,521
------	----------	--------------	---	------	--------	--------

FRESNO STATE (4-1-0)**

1992	Dec. 29*	23- ...[N][U]	L	7-24	N1....	58,546
2005	Nov. 19	-1-16 [6:22][N]	W**	50-42	H	c90,007
2013	Dec. 21+	-21.....	W	45-20	N2	c42,178
2014	Aug. 30	15-	W	52-13	H	76,037
2019	Aug. 31[N]	W	31-23	H	57,329
2022	Sept. 17	7-.....[N]	W	45-17	H	67,226

N1-Anaheim Stadium, Anaheim, California

N2-Sam Boyd Stadium, Las Vegas, Nevada

*-1992 Freedom Bowl

+2013 Las Vegas Bowl

**Not including 1 win vacated due to NCAA penalty (original record: 5-1-0 Fresno State, 36-1-1 Mountain West)

HAWAII (8-0-0)**

1930	Nov. 15	W	52-0	H	17,500
1935	Jan. 1*	W	38-6	A	12,000
1978	Dec. 2	.3-[N]	W	21-5	A	c48,767
1999	Sept. 4	21-[N]	W	62-7	A	c50,000
2003	Sept. 13	.4-	W	61-32	H	73,654
2005	Sept. 3	.1-	W**	63-17	A	c50,000
2010	Sept. 2	14-[N]	W	49-36	A	44,204
2012	Sept. 1	.1-	W	49-10	H	93,607
2013	Aug. 29	24-[N]	W	30-13	A	39,058

*-Game played January 1, 1936; Poi Bowl, Honolulu Stadium

**Not including 1 win vacated due to NCAA penalty (original record: 9-0-0 Hawaii, 35-1-1 Mountain West)

NEVADA (5-0-0)

1920	Nov. 13	W	38-7	H	
1922	Oct. 21(9:00)	W	6-0	H	8,000
1923	Oct. 13	W	33-0	H	20,000
1924	Oct. 25	W	21-7	H	20,000
1929	Nov. 9	W	66-0	H	20,000

SAN DIEGO STATE (2-0-1)

1992	Sept. 5*[SC:5:45]	T	31-31	A	52,168
1998	Sept. 12	22-[N]	W	35-6	H	49,927
1999	Sept. 18	17-	W	24-21	H	53,966

*-Ralphs Holiday Classic

SAN JOSE STATE (5-0-0)

1995	Sept. 9	.7-	W	45-7	H	50,615
2000	Sept. 23	.9-	W	34-24	H	56,545
2001	Sept. 1	W	21-10	H	45,568
2009	Sept. 5	.4-	W	56-3	H	84,325
2021	Sept. 4	15-	W	30-7	H	54,398

UNLV (2-0-0)

1997	Oct. 4[N]	W	35-21	H	48,404
2018	Sept. 1	15-	W	43-21	H	58,708

UTAH STATE (6-0-0)

1928	Sept. 29	W	40-12	H	31,000
1930	Oct. 18	W	65-0	H	25,000
1984	Sept. 8	W	42-7	H	45,067
1989	Sept. 16	13-[N]	W	66-10	H	50,249
2013	Sept. 21[13:35]	W	17-14	H	63,482
2016	Sept. 10	W	45-7	H	62,487

WYOMING (1-0-0)

1965	Nov. 27	.8-	W	56-6	H	39,233
------	---------	-----------	---	------	--------	--------

(NOTE: Colorado State, San Diego State, UNLV and Wyoming are 1999 charter members of the Mountain West Conference. Wyoming was a 1962 member of the Western Athletic Conference, while Colorado State joined the WAC in 1968. San Diego State had been a 1969 charter member of the Pacific Coast Athletic Association (Big West Conference) until its withdrawal to join the WAC in 1978. UNLV, which joined the PCAA in 1982, joined the WAC in 1996. Rice was a 1914 charter member of the Southwest Conference. SMU joined the conference in 1918. Fresno State had been a 1969 charter member of the PCAA (Big West Conference) until its withdrawal to join the Western Athletic Conference, then it joined the Mountain West in 2012. Nevada was a member of the Big Sky from 1979 to 1992, when it joined the Big West through 1999 before joining the WAC in 2000 and the Mountain West in 2012. Hawaii joined the WAC in 1979 and the Mountain West in 2012. San Jose State had been a 1969 charter member of the PCAA (renamed the Big West Conference in 1988) until its withdrawal in 1996 to join the WAC before moving to the MWC in 2013. Utah State became a member of the PCAA (Big West) in 1977, but when the Big West dropped football, Utah State became an independent in 2001 before joining the Sun Belt in 2003 and the WAC in 2005 and then moving to the MWC in 2013.)

SOUTHEASTERN (21-12-1)**

ALABAMA (2-6-0)

1938	Sept. 24	L	7-19	H	70,000
1945	Jan. 1*	11- 2.....	L	14-34	N1....	c93,000
1970	Sept. 12	.3-16.....[N]	W	42-21	N2....	c72,175
1971	Sept. 10	.5-16.....[N]	L	10-17	H	67,781
1977	Oct. 8	.1- 7.....	L	20-21	H	63,140
1978	Sept. 23	.7- 1.....	W	24-14	N2....	c77,313
1985	Dec. 28+	-15.....	L	3-24	N3....	35,183
2016	Sept. 3	20-1.....[N]	L	6-52	N4....	c81,359

N1-Rose Bowl, Pasadena, California

N2-Legion Stadium, Birmingham, Alabama

N3-Aloha Stadium, Honolulu, Hawaii

N4-AT&T Stadium, Arlington, Texas

*-1946 Rose Bowl

+1985 Aloha Bowl

ARKANSAS (3-1-0)**

1972	Sept. 9	.8- 4.....[N]	W	31-10	N1....	c54,461
1973	Sept. 15	.1-[N]	W	17-0	H	73,231
1974	Sept. 14	.5-20.....[N]	L	7-22	N1....	c54,622
2005	Sept. 17	.1-[N]	W**	70-17	H	90,411
2006	Sept. 2	.6-[N]	W	50-14	A	c76,564

N1-War Memorial Stadium, Little Rock, Arkansas

**Not including 1 win vacated due to NCAA penalty (original record: 4-1-0 Arkansas, 22-12-1 Southeastern)

AUBURN (2-1-0)

1986	Jan. 1*	-10.....	L	7-16	N1....	c51,113
2002	Sept. 2	18- ..[N][1:26]	W	24-17	H	63,269
2003	Aug. 30	.8- 6.....[N]	W	23-0	A	c86,063

N1-Orlando Stadium, Orlando, Florida

*-1987 Citrus Bowl

FLORIDA (0-1-1)

1982	Sept. 11	10-11.....[N]	L	9-17	A	c73,238
1983	Sept. 10	.9-18[SC:0:00]	T	19-19	H	53,948

GEORGIA (3-0-0)

1931	Dec. 12	W	60-0	H	75,000
1933	Dec. 2	W	31-0	H	45,000
1960	Oct. 7[N]	W	10-3	H	28,120

LSU (1-1-0)

1979	Sept. 29	.1-20[N](0:32)	W	17-12	A	c78,322
1984	Sept. 29	15-	L	3-23	H	60,128

MISSOURI (2-1-0)



NON-CONFERENCE RECORD

1924	Dec. 25*	W	20-7	H	47,000
1976	Sept. 11	.8-.....(N)	L	25-46	H	49,535
1977	Sept. 10	4-.....	W	27-10	A	c65,298

*-1924 Christmas Festival

SOUTH CAROLINA (1-1-0)

1980	Sept. 20	4-20.....(N)	W	23-13	H	58,385
1983	Oct. 1(N)	L	14-38	A	c74,200

TENNESSEE (4-0-0)

1939	Jan. 1*	.3-2.....	W	14-0	N1....	c92,200
1944	Jan. 1+	.7-12.....	W	25-0	N1....	c91,000
1980	Sept. 13	.5- (N)(0:00)	W	20-17	A	c95,049
1981	Sept. 12	.5-.....(N)	W	43-7	H	62,147

N1-Rose Bowl, Pasadena, California

*-1940 Rose Bowl

+ -1945 Rose Bowl

TEXAS A&M (3-0-0)

1964	Oct. 10(N)	W	31-7	H	42,295
1975	Dec. 22*	- 2.....(N)	W	20-0	N1....	52,129
1977	Dec. 31+	20-17.....(N)	W	47-28	N2....	c52,842

N1-Liberty Bowl Memorial Stadium, Memphis, Tennessee

N2-Astrodome, Houston, Texas

*-1975 Liberty Bowl

+ -1977 Bluebonnet Bowl

(NOTE: Alabama, Auburn, Georgia and Tennessee, 1921 charter members of the Southern Conference, and Florida and LSU, 1922 members of the Southern Conference, all withdrew in 1933 to become charter members of the Southeastern Conference. South Carolina, a 1922 member of the Southern Conference, withdrew in 1953 to become a charter member of the Atlantic Coast Conference, from which it withdrew in 1971. It joined the Southeastern Conference in 1992. Arkansas, a charter member of the Southwest Athletic [Southwest] Conference, withdrew from that conference in 1992 to join the Southeastern Conference. Missouri was a 1907 charter member of the Missouri Valley Intercollegiate Athletic Association (MVIAA), then in 1928 became a charter member of the Big Six, which became the Big Seven in 1948, the Big Eight in 1958, and the Big 12 in 1996. Missouri joined the SEC in 2012. Texas A&M was a charter member in 1914 in the Southwest Athletic Conference (later known as the Southwest Conference), then joined the Big 12 in 1996 and the SEC in 2012.)

SOUTHLAND TEAMS (62-15-8)

CAL TECH (11-1-1)

1893	Nov. 18	W	22-12	A	
1893	Dec. 22(R)	W	14-4	H	100
1894	W	12-0	H	
1895	Dec. 7	T	4-4	H	
1896	Nov. 14	L	0-22	N1....	
1903	Oct. 10	W	5-0	H	500
1904	Oct. 22	W	35-0	H	200
1920	Oct. 9	W	46-7	H	5,000
1921	Oct. 8	W	70-0	H	
1923	Sept. 29	W	18-7	H	10,000
1924	Sept. 27	W	78-6	H	12,000
1925	Sept. 26	W	32-0	H	25,000
1927	Oct. 22	W	51-0	H	25,000

N1-Athletic Park, Los Angeles

CHAFFEY COLLEGE (1-1-0)

1893	Dec. 11	L	6-32	A	
1897	Nov. 13	W	38-0	N1....	200

N1-Fiesta Park, Los Angeles

LOYOLA (6-3-1)

1889	W	40-0	H	
1892	Feb. 22	L	2-10	H	
1897	W	34-0	H	
1902	Oct. 11	L	5-6	N1....	400
1903	Oct. 31	W	12-5	H	
1904	Nov. 5	W	frft.	H	
1905	Dec. 2	T	0-0	H	
1909	Oct. 23(3:00)	L	6-8	H	1,200
1932	Oct. 15(5:00)	W	6-0	H	50,000
1933	Sept. 30	W	18-0	H	65,000

N1-Fiesta Park, Los Angeles

OCCIDENTAL (16-5-2)

1895	Nov. 18	L	0-10	N1....	
1899	Nov. 8	W	11-0	H	
1899	Nov. 15	T	0-0	H	
1900	Nov. 10	W	5-0	A	
1903	Oct. 24	L	0-5	H	600
1904	Oct. 29	W	36-4	H	
1905	Nov. 11	L	0-10	A	
1906	Oct. 13	W	22-0	H	4,000
1908	Nov. 7(U)	W	14-0	H	
1909	Nov. 6	T	3-3	A	c3,500
1910	Nov. 5	W	6-0	H	5,000
1914	Oct. 31	L	13-20	H	
1918	Dec. 21	L	6-7	H	
1919	Nov. 1	W	27-0	H	5,000
1920	Oct. 23	W	48-7	H	
1921	Oct. 15	W	42-0	A	
1922	Nov. 4	W	46-0	H	11,000
1926	Oct. 16	W	28-6	H	22,000
1927	Sept. 24	W	33-0	H	20,000
1928	Oct. 27	W	19-0	H	40,000
1929	Oct. 19	W	64-0	H	20,000
1933	Sept. 23	W	39-0	H	35,000
1934	Sept. 22	W	20-0	H	30,000

N1-Athletic Park, Los Angeles

POMONA (13-4-4)

1897	Nov. 25Th	W	6-0	A	
1898	Nov. 24Th	W	14-11	N1....	
1899	Nov. 30Th	L	0-12	A	2,000
1900	Nov. 29Th	L	0-11	N2....	1,200
1901	Dec. 7(12:00)	L	0-6	A	
1902	Nov. 15	W	16-5	N1....	
1905	Dec. 9	W	6-4	N1....	600
1906	Nov. 17	W	14-0	A	
1908	Nov. 14(P-10:00)	T	6-6	A	
1909	Nov. 13	T	0-0	H	
1910	Nov. 19(P-1:00)	T	9-9	A	4,000
1914	Nov. 14	L	6-10	A	6,000
1916	Nov. 25	W	28-3	H	
1918	Dec. 7(R)	T	0-0	A	
1919	Oct. 25	W	6-0	H	7,000
1920	Oct. 30	W	7-0	A	
1921	Oct. 29	W	35-7	H	6,000
1922	Oct. 7	W	54-13	A	
1923	Oct. 6	W	23-7	H	12,863
1924	Oct. 4	W	14-0	H	20,000
1925	Oct. 3	W	80-0	H	

N1-Fiesta Park, Los Angeles

N2-Washington Park, Los Angeles

REDLANDS (4-0-0)

1910	Oct. 29	W	35-0	A	
1914	Oct. 10	W	41-0	H	
1914	Nov. 7	W	13-6	A	
1918	Dec. 25	W	10-0	H	

WHITTIER (11-1-0)

1907	Nov. 9	W	46-0	H	800
1908	Oct. 17(R)	W	15-0	H	
1909	Oct. 16	W	22-2	A	
1910	Nov. 12	W	11-3	A	300
1914	Oct. 24	W	17-14	H	1,200
1915	Dec. 11	L	2-20	N1....	
1921	Nov. 19	W	14-0	H	12,000
1924	Nov. 15	W	51-0	H	15,000
1925	Sept. 26	W	74-0	H	25,000
1926	Sept. 25	W	74-0	H	15,300
1933	Sept. 23	W	51-0	H	35,000
1934	Sept. 22	W	40-14	H	30,000

(NOTE: Cal Tech in Pasadena, Calif., dropped football in 1977. Loyola in Los Angeles, now known as Loyola Marymount, and the successor institution to St. Vincent's College, discontinued football in 1952. Occidental in Los Angeles, Pomona in Claremont, Calif., now known as Pomona-Pitzer, Redlands in Redlands, Calif., and Whittier in Whittier, Calif., are now members of the Division III Southern California Intercollegiate Athletic Conference.)

SUN BELT (1-0-0)

ARKANSAS STATE (1-0-0)

2015	Sept. 5	.5- (N).....	W	55-6	H	79,809
------	---------	--------------	---	------	--------	--------

(NOTE: Arkansas State joined the Sun Belt for football in 2001 after previously being in the Arkansas Intercollegiate Conference from 1929 to 1950, Southland Conference from 1963 to 1986 and Big West from 1993 to 1995 and 1999 to 2000, with independent status mixed in.)





ALL-TIME USC RECORD

The following is believed to be an accurate record of the outcome of all games of American football played by the USC varsity team. It was compiled by Michael J. Glenn. USC appreciates his invaluable efforts.

The information in this history is set forth in as brief a fashion as possible. To illustrate this, review the entries under 1989. Reading from left to right, the following information is given on the first line under the coach and captain data: (1) Date (Sept. 4); (2) Result (L-USC loss); (3) USC's Associated Press ranking going into the game (5); (4) USC's opponent (Illinois); (5) An indication that the game began after 5:00 p.m., local time (N); (6) An indication that the winning score occurred with 2:19 left in the game (2:19); (7) USC's opponent's Associated Press ranking going into the game (22); (8) Game score, with USC's point total given first (13-14); (9) An indication that the game was played at USC's home field (H); (10) Game attendance (54,622).

Other information may be noted on the line concerning the UCLA game. The "c" before the attendance figure indicates a capacity crowd. "[UCLA-13:43]" indicates that UCLA made the tying score with 13:43 left in the fourth quarter.

The line beneath the UCLA game record presents USC's regular season record, conference record, and conference finish, in that order. Next come the points scored and points given up.

Beneath this is USC's bowl game result, followed on the next line by USC's final overall record, USC's overall points scored and given up, and the season attendance total.

Other symbols: N1, N2, etc., indicate games played at a neutral site; (HC) indicates USC's Homecoming game; (U) indicates that the game result was a significant upset; (R) indicates that a major portion of the game was played in the rain; (Sn) indicates the game was played in snow conditions; "Th" indicates a game played on Thanksgiving Day and "Su" a Sunday game.

1888

Coaches: Henry Goddard, Frank Suffel
Captain: Will Whitcomb

Nov. 14	WAlliance AC.....	16-0	H
Jan. 19	WAlliance AC.....	4-0	N1....	
		(2-0-0)	20-0		

N1-Vacant Field bordered by Grand, Hope, Eighth, and Ninth Streets, Los Angeles, California

Note: The idea that USC should field a football team came from Professor Elmer Merrill. In a 1951 letter from Henry Goddard, USC's first coach, to then-sports information director Tom Lawless, the origins were described: "Football was [Prof. Elmer Merrill's] idea. When he learned that I had played on my college team, he said one day: 'Let's teach these boys football. You can play with them and coach them from within and I will coach them from the sidelines.' I readily agreed. He spoke to two or three of the boys that he knew and the game was born. The field was a vacant block, I would guess just S. or S.W. of [Bovard Field]."

1889

Coach: None
Captain: None

	WLoyola (St. Vincent's)	40-0	H
Nov. 28Th*	WPasadena.....	26-0	N1....	
		(2-0-0)	66-0		

N1-Sportsman's Park, North Los Robles and Colorado, Pasadena, California
*-USC's first Thanksgiving Day game

1890

No Varsity

1891

Coach: None
Captain: Frank Lapham

Nov. 26Th	LOlive Club.....	12-16	H
Jan. 23,'92	WSC Academy.....	34-0	H
Feb. 22,'92	LLoyola (9:30 a.m.).....	2-10	H
		(1-2-0)	48-26		

1892

No Varsity

1893

Coach: None
Captain: None

Jan. 14	WChaw-sir Club.....	14-2	H	200
Nov. 18	WCal Tech.....	22-12	A	
Dec. 11	LChaffey College.....	6-32	A	
Dec. 22	WCal Tech (R).....	14-4	H	100
		(3-1-0)	56-50			

1894

Coach: None
Captain: John A. Gray

WCal Tech.....	12-0	H
	(1-0-0)	12-0		

1895

Coach: None
Captain: Lee Bradley

Nov. 18	LOccidental.....	0-10	N1....	
Dec. 7	TCal Tech.....	4-4	H
		(0-1-1)	4-14		

N1-Athletic Park, 7th & Alameda, Los Angeles

1896

Coach: None
Captain: Foster Wright

Oct. 24	LWhittier Reform.....	0-30	H
Oct. 31	LLos Angeles AC.....	0-22	N1....	1,500
Nov. 14	LCal Tech.....	0-22	N1....	
		(0-3-0)	0-74		

N1-Athletic Park, Los Angeles

1897

Coach: Lewis Freeman
Captain: Harry Martin

	WLoyola.....	34-0	H
Nov. 6	WLos Angeles HS.....	10-0	N1....	500
Nov. 13	WChaffey College.....	38-0	N1....	250
Nov. 25Th	WPomona.....	6-0	A
Dec. 25	LSan Diego YMCA.....	0-18	A
Jan. 1	WVentura.....	12-0	A
		(5-1-0)	100-18		

N1-Fiesta Park, Grand & Pico, Los Angeles

1898

Coach: None
Captain: Foster Wright

Oct. 15	TLos Angeles HS.....	0-0	N1....	
Oct. 22	WPasadena AC.....	17-0	H
Nov. 19	LLos Angeles HS.....	0-6	N2....	
Nov. 24Th	WPomona.....	14-11	N2....	
Nov. 26	W7th Regiment*.....	34-0	N2....	
Dec. 3	WPhoenix Indian School..	27-11	N2....	
Jan. 2	WSanta Barbara AC (R)...	5-0	A
		(5-1-1)	97-28		

N1-Athletic Park, Los Angeles

N2-Fiesta Park, Los Angeles

*-Company F, 1st Battalion, 7th Regiment, California National Guard, Los Angeles, California

1899

Coach: None
Captain: Logan Wheatley

Oct. 21	WWhittier Reform.....	11-0	H
Nov. 4	LSanta Ana HS.....	0-11	A
Nov. 8	WOccidental.....	11-0	H
Nov. 15	TOccidental.....	0-0	H
Nov. 30Th	LPomona.....	0-12	A
Jan. 1	LSanta Barbara AC	0-10	A
		(2-3-1)	22-33		

1900

Coach: None
Captain: Harry Woodard

Nov. 10	WOccidental.....	5-0	A
Nov. 24	TLos Angeles HS.....	0-0	N1....	
Nov. 29Th	LPomona.....	0-11	N1....	1,200
		(1-1-1)	5-11		

N1-Washington Park, Washington & Grand, Los Angeles

1901

Coach: Clair Tappaan
Captain: Logan Wheatley

Dec. 7	LPomona (12:00).....	0-6	A
		(0-1-0)	0-6		



ALL-TIME USC RECORD

1902

Coach: None
 Captain: Dan Caley

Oct. 11	LLoyola.....	5-6	N1....	400
Oct. 25	LSanta Ana.....	2-5	A....	
Nov. 7	WSanta Ana.....	6-0	H....	
Nov. 15	WPomona.....	16-5	N1....	
Nov. 22	LSherman Institute.....	<u>0-28</u>	A....	
		(2-3-0)	29-44		

N1-Fiesta Park, Los Angeles

1903

Coach: John Walker
 Captain: Dan Caley

Oct. 10	WCal Tech.....	5-0	H....	500
Oct. 17	WLos Angeles HS.....	10-0*	H....	500
Oct. 24	LOccidental.....	0-5	H....	600
Oct. 31	WLoyola.....	12-5	H....	
Nov. 7	WOrange AC.....	31-5	H....	
Nov. 14	LSherman Institute.....	<u>0-12</u>	H....	
		(4-2-0)	58-27		

All USC home games in 1903 played at Prager Park, near Washington & Grand, Los Angeles

*-Los Angeles HS left field of play with several minutes left, in protest over penalty called by umpire Dean Cromwell; USC awarded five points to make final score 10-0

1904

Coach: Harvey Holmes
 Captain: Jay Bickford

Oct. 15	WLos Angeles HS.....	42-0	N1....	1,600
Oct. 22	WCal Tech.....	35-0	H....	200
Oct. 29	WOccidental.....	36-4	H....	
Nov. 5	WLoyola.....	frft.*	H....	
Nov. 5	WSC Prep.....	26-0	H....	
Nov. 12	LSherman Institute.....	0-17+	N2....	
Nov. 19	WWhittier Reform.....	<u>60-6</u>	A....	
		(6-1-0)	199-27		

N1-Fiesta Park, Los Angeles

N2-Eagle Park, Long Beach, California

*-Opposing coaches could not agree on time of halves, game awarded to USC; game against USC prep students played instead

+Game called, midway through second half, darkness

1905

Coach: Harvey Holmes
 Captain: Carl Elliott

Oct. 4	WNational Guard#.....	28-0	H....	
Oct. 10	WHarvard School.....	12-0%	H....	300
Oct. 16	WLA Poly HS.....	27-0	H....	
Oct. 18	WWhittier Reform.....	75-0+	H....	
Nov. 1	WAlumni.....	63-0	H....	
Nov. 4	LStanford.....	0-16*	A....	
Nov. 11	LOccidental.....	0-10	A....	
Nov. 25	LSherman Institute.....	0-15	N1....	800
Dec. 2	TLoyola.....	0-0	H....	
Dec. 9	WPomona.....	<u>6-4</u>	N1....	600
		(6-3-1)	211-45		

N1-Fiesta Park, Los Angeles

#-Company F

%-Because of "deficiencies" of Harvard roster, Harvard's coach, USC's coach, and Dean Cromwell played for Harvard

+15-minute halves

*-First USC game played outside Southern California

1906

Coach: Harvey Holmes
 Captain: Oliver Best

Oct. 6	TLos Angeles HS.....	0-0	N1....	
Oct. 13	WOccidental.....	22-0	H....	4,000
Nov. 17	WPomona.....	14-0	A....	
Nov. 29Th	TSherman Institute.....	<u>0-0</u>	N1....	4,000
		(2-0-2)	36-0		

N1-Fiesta Park, Los Angeles

1907

Coach: Harvey Holmes
 Captain: Charley Haigler

Oct. 12	WLos Angeles HS.....	6-0	N1....	2,000
Oct. 16	WWhittier Reform.....	57-0	H....	
Oct. 26	WSanta Ana HS.....	51-0	A....	
Nov. 9	WWhittier.....	46-0	H....	800
Nov. 15	WUSS Colorado.....	16-4	H....	1,200
Dec. 25	LLos Angeles HS.....	<u>6-16</u>	N1....	2,200
		(5-1-0)	182-20		

N1-Fiesta Park, Los Angeles

1908

Coach: Bill Traeger
 Captain: Stan Burek

Oct. 10	LLos Angeles HS.....	0-12	N1....	2,500
Oct. 17	WWhittier (R).....	15-0	H....	
Oct. 24	WArrowhead AC.....	28-0	A....	
Nov. 7	WOccidental (U).....	14-0*	H....	
Nov. 14	TPomona (P-10:00).....	<u>6-6</u>	A....	
		(3-1-1)	63-18		

N1-Fiesta Park, Los Angeles

*-50th USC victory

1909

Coach: Dean Cromwell
 Captain: Hal Paulin

Oct. 9	WCal Poly SLO.....	51-0	A....	
Oct. 16	WWhittier.....	22-2	A....	
Oct. 23	LLoyola (3:00).....	6-8	H....	1,200
Oct. 30	WOrange AC.....	51-0	H....	
Nov. 6	TOccidental.....	3-3	A....	c3,500
Nov. 13	TPomona.....	<u>0-0</u>	H....	
		(3-1-2)	133-13		

1910

Coach: Dean Cromwell
 Captain: Jack Malcolm

Oct. 5	WLong Beach Poly HS....	22-6	H....	
Oct. 8	WChaffey HS.....	65-6	H....	
Oct. 15	WThroop Academy (R)...	9-0	A....	
Oct. 22	WSan Diego HS.....	32-0	A....	
Oct. 29	WRedlands.....	35-0	A....	
Nov. 5	WOccidental.....	6-0	H....	5,000
Nov. 12	WWhittier.....	11-3	A....	300
Nov. 19	TPomona (P-1:00).....	<u>9-9</u>	A....	4,000
		(7-0-1)	189-24		

1911-1913

Rugby

1914

Coach: Ralph Glaze
 Captain: Tommy Davis

Sept. 26	WLos Angeles AC.....	20-0	H....	
Oct. 10	WRedlands.....	41-0	H....	
Oct. 24	WWhittier.....	17-14	H....	1,200
Oct. 31	LOccidental.....	13-20	H....	
Nov. 7	WRedlands.....	13-6	A....	
Nov. 14	LPomona.....	6-10	A....	6,000
Nov. 26Th	LOregon State.....	<u>6-38</u>	N1....	7,000
		(4-3-0)	116-88		

N1-Tacoma Stadium, Tacoma, Washington; first USC game played outside California

1915

Coach: Ralph Glaze
 Captain: Len Livernash

Oct. 2	WLos Angeles AC.....	21-9	H....	
Oct. 16	WSt. Mary's.....	47-3	H....	
Oct. 23	WCalifornia.....	28-10	A....	10,000
Nov. 8	LOregon.....	0-34*	H....	2,300
Nov. 20	LUtah.....	13-20	A....	
Nov. 25Th	LCalifornia (1:00).....	21-23	N1....	8,000
Dec. 11	LWhittier.....	<u>2-20</u>	N1....	
		(3-4-0)	132-119		

N1-Washington Park, Washington & Hill, Los Angeles

*-Originally scheduled for Nov. 6, but rescheduled due to rain



1916

Coach: Dean Cromwell
Captain: Herb Jones

Oct. 7	WSherman Institute (Mud)	14-0	H	1,500
Oct. 14	WSanta Fe AC.....	14-0	A	
Oct. 21	LUtah.....	12-27	H	2,000
Nov. 4	LCalifornia.....	0-27	H	10,000
Nov. 11	WLos Angeles AC.....	34-0	H	
Nov. 25	WPomona.....	28-3	H	
Nov. 30Th	LOregon State.....	7-16	H	5,000
Dec. 9	WArizona.....	20-7	N1....		3,000
		(5-3-0)	129-80			

All USC home games in 1916 played at Fiesta Park, Los Angeles
N1-Phoenix Indian School, Phoenix, Arizona

1917

Coach: Dean Cromwell
Captain: Frank Malette

Oct. 20	WArizona.....	31-6	H	2,000
Oct. 27	LSt. Mary's (5:00).....	0-7	H	
Nov. 3	W21st Infantry*.....	3-0	A	5,000
Nov. 10	WFort MacArthur.....	42-0	H	
Nov. 17	WUtah.....	51-0	A	
Nov. 24	LMare Island.....	0-34	N1....		3,000
Nov. 29Th	TCalifornia.....	0-0	H	10,000
		(4-2-1)	127-47			

N1-Washington Park, Los Angeles
*U.S. Army, San Diego, California

1918

Coach: Dean Cromwell
Captains: Harold Galloway, Keith Hunter

Nov. 23	WStanford (R).....	25-8	N1....		
Nov. 30	TWhittier Reform.....	13-13	A	
Dec. 7	TPomona (R).....	0-0	A	
Dec. 14	LCalifornia.....	7-33	H	10,000
Dec. 21	LOccidental.....	6-7	H	
Dec. 25	WRedlands.....	10-0	H	
		(2-2-2)	61-61			

N1-Tournament Park, California & Wilson, Pasadena, California
Public gatherings banned in Oct. 1918 in Los Angeles because of Spanish influenza

1919

Coach: Elmer Henderson
Captain: John Fox

Oct. 25	WPomona.....	6-0	H	7,000
Nov. 1	WOccidental.....	27-0	H	5,000
Nov. 8	LCalifornia.....	13-14	H	9,000
Nov. 15	WUtah.....	28-7	H	
Nov. 27Th	WStanford (Mud).....	13-0	H	
		(4-1-0)	87-21			

1920

Coach: Elmer Henderson
Captain: Roy Evans

Oct. 9	WCal Tech.....	46-7	H	5,000
Oct. 16	WStanford.....	10-0	H	8,000
Oct. 23	WOccidental.....	48-7	H	
Oct. 30	WPomona.....	7-0	A	
Nov. 13	WNevada.....	38-7	H	
Nov. 25Th	WOregon.....	21-0	N1....		20,000
		(6-0-0)	170-21			

N1-Tournament Park, Pasadena, California

1921

Coach: Elmer Henderson
Captain: Charley Dean

Oct. 1	WUSS Arizona (Mud).....	62-0	H	
Oct. 1	WUSS New York (Mud)	35-0*	H	
Oct. 8	WCal Tech.....	70-0+	H	
Oct. 12	WSub Base.....	34-0	H	
Oct. 15	WOccidental.....	42-0	A	
Oct. 19	WSub Base.....	28-0	A	10,000
Oct. 29	WPomona.....	35-7	H	6,000
Nov. 5	LCalifornia.....	7-38	A	c25,000
Nov. 19	WWhittier.....	14-0	H	12,000
Nov. 26	WOregon State.....	7-0	N1....		17,500
Dec. 3	WWashington State.....	28-7	N1....		18,000
		(10-1-0)	362-52			

N1-Tournament Park, Pasadena, California

*-Doubleheader, games played alternately by quarters
+-Quarters in second half cut to 10 minutes each

1922

Coach: Elmer Henderson
Captain: Leo Calland

Sept. 30	WUSS Mississippi.....	20-0	H	
Sept. 30	WAlumni.....	20-0%	H+	
Oct. 7	WPomona.....	54-13	A	
Oct. 14	WArizona.....	15-0	H	c12,000
Oct. 21	WNevada (9:00).....	6-0#	H	8,000
Oct. 28	LCalifornia.....	0-12	N1....		*35,000
Nov. 4	WOccidental.....	46-0	H	11,000
Nov. 11	WStanford.....	6-0	A	15,000
Nov. 18	WIdaho.....	14-0	N1....		12,500
Nov. 30Th	WWashington State.....	41-3	N1....		11,000
		(9-1-0, 3-1-0, 4thE)	222-28			

ROSE BOWL

Jan. 1	WPenn State.....	14-3	N1....		43,000
		(10-1-0)	236-31			

N1-Tournament of Roses' Stadium (Rose Bowl), Pasadena, California

%-100th USC victory

+ -Doubleheader

#-First use of card stunts at USC game

*-First football game played at Rose Bowl, Pasadena, California; also, first USC Pacific Coast Conference game

@-California, which finished first in the PCC, declined the invitation of the Tournament of Roses

1923

Coach: Elmer Henderson
Captain: Chet Dolley

Sept. 29	WCal Tech.....	18-7	H	10,000
Oct. 6	WPomona.....	23-7	H	*12,863
Oct. 13	WNevada.....	33-0	H	20,000
Oct. 20	LWashington.....	0-22	A	21,500
Oct. 27	WStanford.....	14-7	A	20,000
Nov. 10	LCalifornia.....	7-13	H	72,000
Nov. 17	WArizona.....	69-6	H	12,000
Nov. 24	WIdaho.....	9-0	H	30,000
		(6-2-0, 2-2-0, 3rdT)	173-62			198,363

*First varsity football game, Los Angeles Memorial Coliseum (preceded that day by USC freshman team's 30-0 win over Santa Ana High)

1924

Coach: Elmer Henderson
Captain: John Hawkins

Sept. 27	WCal Tech.....	78-6	H	12,000
Oct. 4	WPomona.....	14-0	H	20,000
Oct. 11	WArizona.....	29-0	H	18,000
Oct. 18	WOregon State.....	17-3	N1....		15,000
Oct. 25	WNevada.....	21-7	H	20,000
Nov. 1	LCalifornia.....	0-7	A	60,000
Nov. 8	LSt. Mary's (U).....	10-14*	H	35,000
Nov. 15	WWhittier.....	51-0	H	15,000
Nov. 22	WIdaho.....	13-0	H	45,000
Dec. 6	WSyracuse (HC).....	16-0+	H	45,000
		(8-2-0, 2-1-0, 4thT)	249-37			285,000

CHRISTMAS FESTIVAL

Dec. 25	WMissouri.....	20-7	H	47,000
		(9-2-0)	269-44			332,000

*Originally scheduled: Stanford. This was USC's only modern-day in-season cancellation. At the Nov. 1 Cal game, USC was informed that beginning in 1925 Cal and Stanford would no longer be playing the Trojans. So, USC decided not to wait the year, cancelling its home game the following week against Stanford and instead hosting St. Mary's that day. As it turned out, Stanford was back on the USC's schedule in 1925.

N1-Multnomah Field, Portland, Oregon

+ -First USC homecoming game

1925

Coach: Howard Jones
Captain: Hobbs Adams

Sept. 26	WWhittier.....	74-0	H	
Sept. 26	WCal Tech.....	32-0	H	*25,000
Oct. 3	WPomona.....	80-0	H	
Oct. 10	WUtah.....	28-2	H	18,000
Oct. 17	LStanford.....	9-13	H	c70,000
Oct. 24	WArizona.....	56-0	H	17,000
Oct. 30	WIdaho.....	51-7	A	5,000
Nov. 7	WSanta Clara.....	29-9	H	25,000
Nov. 14	WMontana.....	27-7	H	25,000
Nov. 21	WIowa (HC).....	18-0	H	66,000
Nov. 28	LWashington St.(U)(3:00)	12-17	H	12,000
Dec. 5	WOregon State.....	28-0	H	25,000
Dec. 12	WSt. Mary's.....	12-0	H	25,000
		(11-2-0, 3-2-0, 3rdT)	456-55			313,000

*-Doubleheader



ALL-TIME USC RECORD

1926

Coach: Howard Jones
Captain: Jeff Cravath

Sept. 25	WWhittier.....	74-0	H	15,300
Oct. 2	WSanta Clara.....	42-0	H	27,400
Oct. 9	WWashington State.....	16-7	H	34,700
Oct. 16	WOccidental.....	28-6	H	22,000
Oct. 23	WCalifornia.....	27-0	A	72,000
Oct. 30	LStanford.....	12-13	H	c78,500
Nov. 11	WOregon State (Mud)....	17-7	N1..	26,000
Nov. 20	WIdaho.....	28-6	H	17,400
Nov. 25Th	WMontana.....	61-0	H	18,600
Dec. 4	LNotre Dame (HC) [2:00]	12-13	H	c74,378
		(8-2-0, 5-1-0, 2nd)	317-52			386,278

N1-Multnomah Stadium, Portland, Oregon

1927

Coach: Howard Jones
Captain: Morley Drury

Sept. 24	WOccidental.....	33-0	H	20,000
Oct. 1	WSanta Clara.....	52-12	H	35,000
Oct. 8	WOregon State (5:00)....	13-12	H	35,000
Oct. 15	TStanford (SU-0:30)....	13-13	A	52,385
Oct. 22	WCal Tech.....	51-0	H	25,000
Oct. 29	WCalifornia.....	13-0	H	c76,500
Nov. 12	WColorado.....	46-7	H	25,000
Nov. 19	WWashington State.....	27-0	H	45,000
Nov. 26	LNotre Dame.....	6-7	N1..	c120,000
Dec. 3	WWashington (HC).....	33-13	H	60,000
		(8-1-1, 4-0-1, 1stT*)	287-64			493,885

N1-Soldier Field, Chicago, Illinois (paid attendance-99,573)

*-Stanford selected to play in 1928 Rose Bowl

1928

Coach: Howard Jones
Captain: Jesse Hibbs

Sept. 29	WUtah State.....	40-12	H	31,000
Oct. 6	WOregon State.....	19-0	H	50,000
Oct. 13	WSt. Mary's.....	19-6	H	40,000
Oct. 20	TCalifornia (Mud).....	0-0	A	c74,245
Oct. 27	WOccidental.....	19-0	H	40,000
Nov. 3	WStanford.....	10-0	H	80,000
Nov. 10	WArizona.....	78-7	H	20,000
Nov. 17	WWashington State.....	27-13	H	33,000
Nov. 24	WIdaho.....	28-7	H	10,000
Dec. 1	WNotre Dame (HC).....	27-14	H	c72,632
		(9-0-1, 4-0-1, 1st*)	267-59			450,877

USC won national championship

*-USC was not selected by the Tournament of Roses to play in the 1929 Rose Bowl; instead California represented the West, and lost to Georgia Tech, 8-7, in part because Roy Riegels of Cal ran a recovered fumble back 64 yards, the "wrong way"

1929

Coach: Howard Jones
Captain: Nate Barragar

Sept. 28	WUCLA.....	76-0	H	50,000
Oct. 5	WOregon State.....	21-7	H	40,000
Oct. 12	WWashington.....	48-0	A	23,582
Oct. 19	WOccidental.....	64-0	H	20,000
Oct. 26	WStanford.....	7-0	A	c89,000
Nov. 2	LCalifornia.....	7-15	H	c79,000
Nov. 9	WNevada.....	66-0	H	20,000
Nov. 16	LNotre Dame.....	12-13	N1..	c112,912
Nov. 23	WIdaho.....	72-0	H	20,000
Nov. 30	WWashington State.....	27-7	H	55,000
Dec. 14	WCarnegie Tech (HC)....	45-13	H	65,000
		(9-2-0, 6-1-0, 1st)	445-55			574,494

ROSE BOWL

Jan. 1	WPittsburgh.....	47-14	N2....	c72,000
		(10-2-0)	492-69			646,494

N1-Soldier Field, Chicago, Illinois (paid attendance-99,351)

N2-Rose Bowl, Pasadena, California

1930

Coach: Howard Jones
Captain: Marshall Duffield

Sept. 27	WUCLA.....	52-0	A	40,000
Oct. 4	WOregon State.....	27-7	H	40,000
Oct. 11	LWashington State (U)..	6-7	A	22,000
Oct. 18	WUtah State.....	65-0	H	25,000
Oct. 25	WStanford.....	41-12	A	c89,000
Nov. 1	WDenver.....	33-13	H	18,000
Nov. 8	WCalifornia.....	74-0	H	c82,000
Nov. 15	WHawaii.....	52-0	H	17,500
Nov. 27Th	WWashington (Mud).....	32-0	H	45,000
Dec. 6	LNotre Dame (HC).....	0-27*	H	c73,967
		(8-2-0, 5-1-0, 2nd)	382-66			452,467

*Knut Rockne's last game at Notre Dame

1931

Coach: Howard Jones
Captain: Stan Williamson

Sept. 26	LSt. Mary's (U).....	7-13	H	70,000
Oct. 3	WOregon State.....	30-0	H	50,000
Oct. 10	WWashington State.....	38-6	H	30,000
Oct. 17	WOregon.....	53-0	H	50,000
Oct. 24	WCalifornia.....	6-0	A	53,957
Nov. 7	WStanford.....	19-0	H	c93,000
Nov. 14	WMontana.....	69-0	H	25,000
Nov. 21	WNotre Dame (1:00)....	16-14	A	*c50,731
Dec. 5	WWashington (HC).....	44-7	H	40,000
Dec. 12	WGeorgia.....	60-0	H	75,000
		(9-1-0, 7-0-0, 1st)	342-40			537,688

ROSE BOWL

Jan. 1	WTulane.....	21-12	N1....	c75,562
		(10-1-0)	363-52			613,250

USC won national championship

N1-Rose Bowl, Pasadena, California

*-First capacity crowd at Notre Dame Stadium, ended Notre Dame 26-game unbeaten streak

1932

Coach: Howard Jones
Captain: Tay Brown

Sept. 24	WUtah.....	35-0	H	35,000
Oct. 1	WWashington State.....	20-0	H	55,000
Oct. 8	WOregon State.....	10-0	H	40,000
Oct. 15	WLoyola (5:00).....	6-0	H	50,000
Oct. 22	WStanford.....	13-0	A	60,000
Nov. 5	WCalifornia.....	27-7	H	70,000
Nov. 12	WOregon.....	33-0	H	40,000
Nov. 24Th	WWashington (Mud).....	9-6	A	22,061
Dec. 10	WNotre Dame (HC).....	13-0	H	c93,924
		(9-0-0, 6-0-0, 1st)	166-13			465,985

ROSE BOWL

Jan. 2	WPittsburgh.....	35-0	N1....	78,874
		(10-0-0)	201-13			544,859

USC won national championship

N1-Rose Bowl, Pasadena, California

1933

Coach: Howard Jones
Captain: Ford Palmer

Sept. 23	WOccidental.....	39-0+	H	
Sept. 23	WWhittier.....	51-0	H	*35,000
Sept. 30	WLoyola.....	18-0%	H	65,000
Oct. 7	WWashington State.....	33-0	H	65,000
Oct. 14	WSt. Mary's.....	14-7	H	85,000
Oct. 21	TOregon State.....	0-0@	N1..	21,000
Oct. 28	WCalifornia (Fog)(8:30)..	6-3@	A	65,000
Nov. 11	LStanford.....	7-13#	H	95,000
Nov. 18	WOregon.....	26-0	H	69,000
Nov. 25	WNotre Dame.....	19-0	A	25,037
Dec. 2	WGeorgia.....	31-0	H	45,000
Dec. 9	WWashington (HC).....	13-7	H	45,000
		(10-1-1, 4-1-1, 3rd)	257-30			615,037

N1-Multnomah Field, Portland, Oregon

+-Second half cut to approximately 14 minutes

*-Doubleheader

@-Oregon State's 11 "iron men" played entire game with no substitutes, ending USC's 25-game winning streak

@-Cotton Warburton's 59-yard touchdown run, which won game, was obscured from most fans by fog

#-Ended USC's 27-game unbeaten streak (first game, Stanford's "Vow Boys")

%-USC's 200th victory



1934

Coach: Howard Jones
 Captain: Julie Bescos

Sept. 22	WOccidental.....	20-0	H	
Sept. 22	WWhittier.....	40-14	H	*30,000
Sept. 29	WCollege of Pacific.....	6-0	H	35,000
Oct. 6	LWashington State.....	0-19	H	50,000
Oct. 13	LPittsburgh.....	6-20	A	55,000
Oct. 20	TOregon State (OS-1:42)	6-6	H	40,000
Oct. 27	LStanford.....	0-16	A	48,000
Nov. 10	LCalifornia.....	2-7	H	60,000
Nov. 17	WOregon (R).....	33-0	H	20,000
Dec. 1	LWashington.....	7-14	H	35,000
Dec. 8	LNotre Dame (HC).....	0-14	H	45,568
		(4-6-1, 1-4-1, 7th)	120-110			418,568

*Doubleheader

1935

Coach: Howard Jones
 Captains: Art Dittberner, Cliff Propst

Sept. 28	WMontana.....	9-0	H	25,000
Oct. 5	WCollege of Pacific.....	19-7	H	35,000
Oct. 12	LIllinois.....	0-19	H	60,000
Oct. 19	LOregon State.....	7-13	H	35,000
Oct. 26	LCalifornia.....	7-21	A	48,000
Nov. 9	LStanford (1:00).....	0-3	H	50,000
Nov. 16	WWashington State.....	20-10	H	45,000
Nov. 23	LNotre Dame (Cold).....	13-20	A	38,305
Dec. 7	LWashington (HC).....	2-6	H	35,000
Dec. 14	LPittsburgh.....	7-12	H	35,000
Dec. 25	WKamehameha HS Alumni	33-7	A	10,000
Jan. 1	WHawai'i.....	38-6*	A	12,000
		(5-7-0, 2-4-0, 8th)	155-124			428,305

*Poi Bowl, Honolulu Stadium

1936

Coach: Howard Jones
 Captain: Gil Kuhn

Sept. 26	WOregon State.....	38-7	H	45,000
Oct. 3	WOregon.....	26-0	H	35,000
Oct. 10	WIllinois (R).....	24-6	A	40,000
Oct. 17	TWashington State.....	0-0	H	25,000
Oct. 24	W6.Stanford.....	14-7	A	35,000
Nov. 7	L11.California.....	7-13	H	65,000
Nov. 14	L15.Washington.....	10-12	A	23,454
Nov. 26Th	TUCLA.....	7-7	H	90,000
Dec. 5	TNotre Dame (HC).....	13-13	H	71,201
		(4-2-3, 3-2-2, 3rdT)	129-65			429,655

1937

Coach: Howard Jones
 Captain: Chuck Williams

Sept. 25	WCollege of Pacific.....	40-0	H	35,000
Oct. 2	LWashington.....	0-7	H	70,000
Oct. 9	WOhio State (9:00).....	13-12	H	65,000
Oct. 16	WOregon.....	34-14	H	45,000
Oct. 23	L11.California.....	6-20	A	73,000
Oct. 30	TWashington State (Fog)	0-0	A	8,700
Nov. 6	LStanford.....	6-7	H	55,000
Nov. 13	TOregon State.....	12-12	H	35,000
Nov. 27	LNotre Dame (1:45).....	6-13	A	28,920
Dec. 4	WUCLA (HC).....	19-13	A	75,000
		(4-4-2, 2-3-2, 7th)	136-98			490,620

1938

Coach: Howard Jones
 Captain: Don McNeil

Sept. 24	LAlabama.....	7-19	H	70,000
Oct. 1	WOregon State.....	7-0	H	35,000
Oct. 8	WOhio State.....	14-7	A	62,778
Oct. 15	WWashington State.....	19-6	H	35,000
Oct. 22	WStanford.....	13-2	A	35,000
Oct. 29	W19.Oregon (Mud).....	31-7	N1	18,000
Nov. 5	W13.California.....	13-7	H	95,000
Nov. 12	L9.Washington (R)(U).....	6-7	A	18,939
Nov. 24Th	W14.UCLA.....	42-7	H	65,000
Dec. 3	W8.Notre Dame (HC) (U).1	13-0	H	c97,146
		(8-2-0, 6-1-0, 1stT)	165-62			531,863
		ROSE BOWL				
Jan. 2	W7.Duke (0:40).....	7-3*	N2	c89,452
		(9-2-0)	172-65			621,315

N1-Multnomah Stadium, Portland, Oregon

N2-Rose Bowl, Pasadena, California

*-Only points scored on Duke all season

1939

Coach: Howard Jones
 Captain: Joe Shell

Sept. 30	TOregon (USC-7:00).....	7-7	H	41,000
Oct. 7	WWashington State.....	27-0	H	38,000
Oct. 14	WIllinois.....	26-0	H	60,000
Oct. 28	W8.California.....	26-0	A	46,000
Nov. 4	W7.Oregon State.....	11-7	N1	c33,000
Nov. 11	W4.Stanford.....	33-0	H	50,000
Nov. 25	W4.Notre Dame (Cold).....	7-7	A	c54,799
Dec. 2	W1.Washington (HC)(1:15)	9-7	H	44,760
Dec. 9	T3.UCLA.....	9-0	A	c103,303
		(7-0-2, 5-0-2, 1st)	167-33			470,862
		ROSE BOWL				
Jan. 1	W3.Tennessee.....	2-2	N2	c92,200
		(8-0-2)	181-33			563,062

USC won national championship

N1-Multnomah Stadium, Portland, Oregon

N2-Rose Bowl, Pasadena, California

*-Only points scored on Tennessee all season, also ended Tennessee's 23-game winning streak

1940

Coach: Howard Jones
 Captain: Ed Dempsey

Sept. 28	TWashington St.(WS-8:40)	14-14	H	40,000
Oct. 5	TOregon State.....	0-0	H	50,000
Oct. 12	WIllinois.....	13-7	A	30,125
Oct. 19	W17.Oregon.....	13-0	H	35,000
Oct. 26	L17.Stanford.....	9-7	A	60,000
Nov. 9	LCalifornia.....	7-20	H	50,000
Nov. 16	LWashington.....	17-0	A	27,000
Nov. 30	WUCLA.....	28-12	H	70,000
Dec. 7	LNotre Dame (HC).....	6-10	H	85,808
		(3-4-2, 2-3-2, 7th)	88-98			447,933

1941

Coach: Sam Barry
 Captain: Bob de Lauer

Sept. 27	WOregon State (0:13)....	13-7	H	50,000
Oct. 4	LOhio State.....	0-33	H	65,000
Oct. 11	LOregon.....	6-20	H	40,000
Oct. 18	WWashington State.....	7-6	H	40,000
Oct. 25	LCalifornia.....	0-14	A	65,000
Nov. 8	LStanford.....	9-0	H	86,305
Nov. 22	LNotre Dame.....	4-18	A	c54,967
Nov. 29	LWashington (R)(1:00)..	13-14	H	35,000
Dec. 6	TUCLA (HC).....	7-7	A	65,000
		(2-6-1, 2-4-1, 8th)	64-134			501,272

1942

Coach: Jeff Cravath
 Captain: Don Willer#

Sept. 26	LTulane.....	13-27	H	45,000
Oct. 3	TWashington.....	0-0	A	26,000
Oct. 10	LOhio State.....	12-28	A	56,436
Oct. 17	WWashington State...10	26-12	H	33,000
Oct. 24	LStanford.....	6-14	N1	25,000
Nov. 7	WCalifornia (U).....	21-7	H	37,500
Nov. 14	WOregon.....	40-0	H	33,000
Nov. 28	L14.Notre Dame (HC)....	8-0	H	94,519
Dec. 5	WMontana.....	38-0*	H	25,000
Dec. 12	LUCLA.....	13-7	H	90,000
Dec. 19	WSt. Mary's Pre-Flight..	21-13+	H	6,843
		(5-5-1, 4-2-1, 4th)	184-128			472,098

N1-Kezar Stadium, San Francisco, California

#Don Willer, who was elected 1942 USC captain at the end of the 1941 season, was retained as the captain even though he enlisted in the Navy and played for St. Mary's Pre-Flight

*-USC's 250th victory; also, second game of doubleheader; in first game, UCLA defeated Idaho, 40-13

+Former Trojans Larry Stevens, Ray George, Roy Engle and Bob de Lauer started for St. Mary's Pre-Flight; 1941 USC head coach Sam Barry served as the Airdevils' athletic director; Don Willer (still officially the USC team captain) was on the St. Mary's Pre-Flight roster but did not play against USC; attendance was smallest for a USC varsity football game at the Coliseum

ALL-TIME USC RECORD

1943
Coach: Jeff Cravath
Captain: Ralph Heywood

Sept. 25	WUCLA.....	20-0	A	50,000
Oct. 2	WCalifornia.....	7-0	A	35,000
Oct. 9	W	.10.St. Mary's Pre-Flight.	13-0	H	30,000
Oct. 16	W	..8.San Francisco.....	34-0	A	6,000
Oct. 23	W	..7.College of Pacific.....6	6-0	H	65,000
Oct. 30	W	..5.California.....20	13-0	H	45,000
Nov. 6	L	..4.San Diego Navy.....	7-10	A	6,000
Nov. 13	L	..9.March Field*.....15	0-35	H	30,000
Nov. 27	WUCLA (HC).....	26-13	H	35,000
		(7-2-0, 5-0-0, 1st)	126-58			302,000
ROSE BOWL						
Jan. 1	WWashington (U).....12	29-0	N1...		68,000
		(8-2-0)	155-58			370,000

N1-Rose Bowl, Pasadena, California
*-4th Air Force

1944
Coach: Jeff Cravath
Captain: Jim Hardy

Sept. 23	TUCLA (TD-UCLA 0:00)	13-13	H	60,000
Sept. 30	WCollege of Pacific.....	18-6	H	30,000
Oct. 7	TCalifornia.....	6-6	H	40,000
Oct. 14	WSt. Mary's Pre-Fit. (N).	6-0*	N1...		c13,500
Oct. 23	W	..15.Washington (N).....	38-7+	H	62,865
Oct. 28	WSt. Mary's.....	34-7	H	20,000
Nov. 4	W	..13.San Diego Navy (4:00)	28-21	H	28,000
Nov. 18	W	..12.California.....	32-0	A	40,000
Nov. 25	W	..8.UCLA (HC).....	40-13	A	77,903
		(7-0-2, 3-0-2, 1st)	215-73			372,268
ROSE BOWL						
Jan. 1	W	..7.Tennessee.....12	25-0	N2...		c91,000
		(8-0-2)	240-73			463,268

N1-Ratcliffe Stadium, Fresno, California
N2-Rose Bowl, Pasadena, California
*-First USC varsity night game; also first USC home game played outside Coliseum since that stadium was opened (USC served as the home team)
+-USC's first Coliseum night game

1945
Coach: Jeff Cravath
Captain: Jim Callanan

Sept. 21	WUCLA (N).....	13-6	A	81,000
Sept. 29	WCalifornia.....	13-2	A	52,000
Oct. 6	WSt. Mary's Pre-Flight...	26-14	H	25,000
Oct. 13	L	..6.San Diego Navy (U)...	6-33	A	6,000
Oct. 20	W	..14.College of Pacific.....	52-0	H	10,000
Oct. 27	L	..20.Washington (8:00)....	7-13	A	c40,000
Nov. 3	LSt. Mary's.....8	0-26	H	76,378
Nov. 10	WCalifornia.....	14-0	H	35,000
Nov. 24	WOregon State.....	34-7	H	30,000
Dec. 1	W	..16.UCLA (HC).....	26-15	H	c103,000
		(7-3-0, 5-1-0, 1st)	191-116			458,378
ROSE BOWL						
Jan. 1	L	..11.Alabama.....2	14-34	N1...		c93,000
		(7-4-0)	205-150			551,378

N1-Rose Bowl, Pasadena, California

1946
Coach: Jeff Cravath
Captain: Doug Essick

Sept. 27	WWashington St.(N)(0:05)	13-7	H	68,282
Oct. 5	LOhio State.....	0-21	H	80,047
Oct. 12	LOregon State.....	0-6	N1...		29,594
Oct. 19	WWashington.....	28-0	H	42,507
Oct. 26	WStanford.....	28-20	A	50,000
Nov. 2	WOregon.....	43-0	H	45,885
Nov. 9	W	..14.California.....	14-0	H	60,398
Nov. 23	L	..10.UCLA (HC) (R).....4	6-13	A	93,714
Nov. 30	L	..16.Notre Dame.....2	6-26	A	c55,298
Dec. 21	WTulane.....	20-13	A	25,000
		(6-4-0, 5-2-0, 3rd)	158-106			550,725

N1-Multnomah Stadium, Portland, Oregon

1947
Coach: Jeff Cravath
Captain: Don Clark

Sept. 27	WWashington State.....	21-0	H	48,173
Oct. 4	TRice (SC-2:10).....	7-7	H	64,231
Oct. 11	W	..20.Ohio State.....	32-0	A	76,559
Oct. 18	W	..11.Oregon State.....	48-6	H	61,301
Oct. 25	W	..10.California.....4	39-14	A	c81,659
Nov. 1	W	..5.Washington (R).....	19-0	A	32,000
Nov. 8	W	..5.Stanford.....	14-0	H	59,749
Nov. 22	W	..4.UCLA.....18	6-0	H	c102,050
Dec. 6	L	..3.Notre Dame (HC)....1	7-38	H*	c104,953
		(7-1-1, 6-0-0, 1st)	193-65			630,675
ROSE BOWL						
Jan. 1	L	..8.Michigan.....2	0-49	N1...		c93,000
		(7-2-1)	193-114			723,675

N1-Rose Bowl, Pasadena, California
*-Largest crowd for football, Los Angeles Memorial Coliseum

1948
Coach: Jeff Cravath
Captain: Bob Bastian

Sept. 17	WUtah (N).....	27-0#	H	55,211
Sept. 24	WOregon State (N).....	21-6	H	50,237
Oct. 2	LOhio State.....	0-20	A	75,102
Oct. 9	WRice.....	7-0	H	49,531
Oct. 16	LOregon.....	7-8+	N1...		32,600
Oct. 23	WStanford.....	7-6	A	40,000
Oct. 30	LCalifornia.....4	7-13	H	90,890
Nov. 13	WWashington.....	32-7	H	44,345
Nov. 20	WUCLA.....	20-13	A	76,577
Dec. 4	TNotre Dame(HC)(ND-0:35).2	14-14*	H	c100,571
		(6-3-1, 4-2-0, 3rd)	142-87			615,064

N1-Multnomah Stadium, Portland, Oregon
#-USC's first televised game in the Coliseum and first regular-season telecast; also the first program ever broadcast by Channel 13 (KLAC-TV then), which went on the air that day
*-Ended Notre Dame's 21-game winning streak
+-First time USC travelled by airplane to a game

1949
Coach: Jeff Cravath
Captain: Jim Bird

Sept. 24	WNavy.....	42-20	H	62,787
Oct. 1	WWashington State.....	35-7	H	36,243
Oct. 8	T	..8.Ohio State.....11	13-13	H	62,877
Oct. 15	L	..12.California.....9	10-16*	A	c81,500
Oct. 22	W	..19.Oregon.....	40-13	H	47,098
Oct. 29	W	..15.Washington.....	40-28	A	33,205
Nov. 5	L	..12.Stanford (HC).....	13-34	H	70,041
Nov. 19	WUCLA.....	21-7	H	75,026
Nov. 26	L	..17.Notre Dame (Cold)....1	0-32	A	c57,214
		(5-3-1, 4-2-0, 3rdT)	214-170			525,991

*-Frank Gifford's 22-yard field goal in the fourth quarter was USC's first since Max Belko's field goal in the 1935 opener against Montana

1950
Coach: Jeff Cravath
Captains: Paul McMurtry, Volney Peters

Sept. 29	L	..12..Iowa (N)(U)(10:00)	14-20+	H	45,167
Oct. 7	TWashington St.(SC-1:20)	20-20	A	16,000
Oct. 14	LCalifornia (7:30).....7	7-13	H	55,468
Oct. 21	LNavy.....	14-27	N1...		24,300
Oct. 28	WOregon.....	30-21	H	27,008
Nov. 4	TStanford (SU-2:20)....	7-7	A	40,000
Nov. 18	LWashington (R).....19	13-28	H	23,442
Nov. 25	LUCLA.....	0-39	A	51,906
Dec. 2	WNotre Dame (HC).....	9-7*	H	70,177
		(2-5-2, 1-3-2, 7th)	114-182			353,468

N1-Memorial Stadium, Baltimore, Maryland
+-First USC night loss
*-USC's 300th victory



1951

Coach: Jess Hill
Captains: Pat Cannamela, Dean Schneider

Sept. 22	WWashington State.....	31-21	H	28,876
Sept. 29	WSan Diego Navy.....	41- 7	H	26,574
Oct. 6	WWashington (5:54).....12	20-13	A	43,747
Oct. 13	W	..4.Oregon State.....18	16-14	H	36,400
Oct. 20	W	..11.California (U)(2:44)..1	21-14*	A	c81,490
Oct. 27	W	..6.Texas Christian.....	28-26	H	50,732
Nov. 3	W	..7.Army (Cold).....	28- 6	N1....	16,508
Nov. 10	L	..6.Stanford (HC)(1:48)..7	20-27	H	96,130
Nov. 24	L	..11.UCLA.....18	7-21	H	71,738
Dec. 1	L	..20.Notre Dame (R)(6:00) (7-3-0, 4-2-0, 4th)	12-19+	H	55,783 224-168 507,978

N1-Yankee Stadium, New York City, New York

*-Ended California's 38-game regular season undefeated streak

+-USC's first national telecast

1952

Coach: Jess Hill
Captains: Bob Van Doren, Lou Welsh

Sept. 19	W	..16.Washington State (N).....	35- 7	H	58,288
Sept. 26	W	..16.Northwestern (N).....	31- 0	H	59,756
Oct. 4	W	..7.Army.....	22- 0	H	48,433
Oct. 10	W	..7.San Diego Navy (N).....	20- 6	H	40,137
Oct. 18	W	..7.Oregon State.....	28- 6	N1....	17,438
Oct. 25	W	..7.California (HC).....4	10- 0	H	94,677
Nov. 8	W	..6.Stanford.....	54- 7	A	55,000
Nov. 15	W	..5.Washington (R).....17	33- 0	H	35,852
Nov. 22	W	..4.UCLA.....3	14-12	A	96,869
Nov. 29	L	..2.Notre Dame (U)(Cold).7 (9-1-0, 6-0-0, 1st)	0- 9	A	c58,394 247-47 564,844

ROSE BOWL

Jan. 1	W	..5.Wisconsin.....11 (10-1-0)	7- 0	N2..	c101,500 254-47 666,344
--------	---	----------------------------------	------	------	----------------------------

N1-Multnomah Stadium, Portland, Oregon
N2-Rose Bowl, Pasadena, California

1953

Coach: Jess Hill
Captains: George Bozanic, Tom Nickloff

Sept. 19	W	..8.Washington State.....	29-13	A	19,000
Sept. 26	W	..8.Minnesota.....	17- 7	H	66,698
Oct. 2	W	..7.Indiana (N).....	27-14	H	49,578
Oct. 10	T	..7.Washington(R)(SC-12:52)	13-13	A	31,816
Oct. 17	W	..13.Oregon State.....	37- 0	H	34,163
Oct. 24	W	..11.California.....	32-20	A	78,000
Oct. 31	L	..7.Oregon (U)(13:38).....	7-13	N1....	17,772
Nov. 7	W	..17.Stanford (HC)(0:14).11	23-20	H	79,015
Nov. 21	L	..9.UCLA.....5	0-13	H	85,366
Nov. 28	L	..20.Notre Dame.....2 (6-3-1, 4-2-1, 3rd)	14-48	H	97,952 199-161 559,360

N1-Multnomah Stadium, Portland, Oregon

1954

Coach: Jess Hill
Captains: Ed Fouch, Linton Crow

Sept. 17	W	..17.Washington State (N).....	39- 0	H	37,645
Sept. 24	W	..15.Pittsburgh (N).....	27- 7	H	50,253
Oct. 2	W	..9.Northwestern.....	12- 7	A	30,725
Oct. 8	L	..9.Texas Christian (N)(U).....	7-20	H	52,705
Oct. 16	WOregon.....	24-14	N1....	22,766
Oct. 23	W	..17.California.....	29-27	H	66,342
Oct. 30	W	..13.Oregon State.....	30- 0	H	30,065
Nov. 6	W	..10.Stanford.....	21- 7	A	28,000
Nov. 13	W	..8.Washington (HC).....	41- 0	H	36,108
Nov. 20	L	..7.UCLA.....2	0-34	A	c102,548
Nov. 27	L	..17.Notre Dame (R)(5:57).4 (8-3-0, 6-1-0, 2nd*)	17-23	A	c56,438 251-139 513,595

ROSE BOWL

Jan. 1	L	..17.Ohio State (R).....1 (8-4-0)	7-20	N2....	89,191 258-159 602,786
--------	---	--------------------------------------	------	--------	---------------------------

N1-Multnomah Stadium, Portland, Oregon
N2-Rose Bowl, Pasadena, California

*-UCLA finished first in PCC, but was ineligible for Rose Bowl because of the PCC's "no-repeat" rule

1955

Coach: Jess Hill
Captains: George Galli, Marv Goux

Sept. 17	W	..13.Washington State.....	50-12	H	35,384
Sept. 23	W	..9.Oregon (N).....	42-15	H	37,538
Sept. 30	W	..9.Texas (N).....	19- 7	H	62,033
Oct. 8	L	..10.Washington (R)(6:07).18	0- 7	A	35,955
Oct. 14	W	..16.Wisconsin (N).....6	33-21	H	75,114
Oct. 22	W	..10.California.....	33- 6	A	51,000
Oct. 29	L	..10.Minnesota (Sn).....	19-25	A	c64,592
Nov. 5	L	..16.Stanford (HC).....	20-28	H	63,265
Nov. 19	LUCLA.....5	7-17	H	95,878
Nov. 26	WNotre Dame (U).....5 (6-4-0, 3-3-0, 6th)	42-20	H	94,892 265-158 615,651

1956

Coach: Jess Hill
Captains: Jon Arnett, Ellsworth Kissinger

Sept. 22	W	..15.Texas (N).....	44-20*	A	47,000
Sept. 28	W	..6.Oregon State (N).....	21-13	H	53,714
Oct. 6	W	..10.Wisconsin.....	13- 6	A	52,944
Oct. 20	W	..9.Washington.....	35- 7	H	44,749
Oct. 27	L	..6.Stanford.....	19-27	A	70,000
Nov. 3	W	..20.Washington State.....	28-12	A	13,000
Nov. 10	W	..16.California (HC).....	20- 7	H	41,628
Nov. 17	L	..14.Oregon.....	0- 7	N1....	14,480
Nov. 24	WUCLA.....	10- 7	A	63,700
Dec. 1	W	..17.Notre Dame..... (8-2-0, 5-2-0, 2ndT)	28-20	H	64,538 218-126 465,762

N1-Multnomah Stadium, Portland, Oregon

*-First USC night game outside California

USC banned from Rose Bowl eligibility because of PCC penalty

1957

Coach: Don Clark
Captains: Jim Conroy, Mike Henry

Sept. 21	L	..19.Oregon State (N)...13	0-20	N1....	36,855
Sept. 28	LMichigan.....10	6-16	H	44,739
Oct. 4	LPittsburgh (N).....	14-20	H	43,489
Oct. 19	LCalifornia.....	0-12	A	40,000
Oct. 26	LWashington State.....	12-13	H	24,902
Nov. 2	WWashington (6:30).....	19-12	A	30,172
Nov. 9	LStanford (HC).....	7-35	H	51,923
Nov. 16	LOregon.....16	7-16	H	30,975
Nov. 23	LUCLA.....	9-20	H	64,818
Nov. 30	LNotre Dame (Sn).....12 (1-9-0, 1-6-0, 7thT)	12-40	A	54,793 86-204 422,666

N1-Multnomah Stadium, Portland, Oregon

USC banned from Rose Bowl eligibility because of PCC penalty

1958

Coach: Don Clark
Captains: Ken Antle, Monte Clark

Sept. 19	WOregon State (N)...12	21- 0	H	40,286
Sept. 27	LMichigan.....	19-20	A	77,005
Oct. 3	LNorth Carolina (N).....	7- 8	H	43,238
Oct. 11	LOregon.....15	0-25	N1....	32,734
Oct. 18	LCalifornia (HC).....	12-14	H	34,872
Oct. 25	WWashington State (1:25)	14- 6	N2....	25,000
Nov. 1	WStanford.....	29- 6	A	52,000
Nov. 8	WWashington.....	21- 6	H	32,987
Nov. 22	TUCLA (USC-TD 6:50)..	15-15	A	58,507
Nov. 29	LNotre Dame.....18 (4-5-1, 4-2-1, 3rd)	13-20	H	66,903 151-120 463,532

N1-Multnomah Stadium, Portland, Oregon

N2-Spokane Memorial Stadium, Spokane, Washington

1959

Coach: Don Clark
Captains: Ron Mix, Willie Wood

Sept. 19	WOregon State (N)(R)....	27- 6	N1....	23,895
Sept. 25	W	..11.Pittsburgh (N).....	23- 0	H	34,172
Oct. 2	W	..11.Ohio State (N).....14	17- 0+	H	49,592
Oct. 17	W	..7.Washington (6:34).18	22-15	A	54,497
Oct. 24	W	..5.Stanford.....	30-28	H	44,209
Oct. 31	W	..6.California (12:13).....	14- 7	A	37,000
Nov. 7	W	..6.West Virginia.....	36- 0	H	34,066
Nov. 14	W	..4.Baylor.....	17- 8	H	43,832
Nov. 21	L	..4.UCLA (HC)(U)(8:06)..	3-10	H	85,917
Nov. 28	L	..7.Notre Dame (U)(Cold) (8-2-0, 3-1-0, 1stT)	6-16	A	48,682 195-90 455,862

N1-Multnomah Stadium, Portland, Oregon

+-Ohio State's first night game

USC banned from post-season bowls because of NCAA penalty



ALL-TIME USC RECORD

1960

Coach: John McKay
Captains: Mike McKeever, George Van Vliet

Sept. 16	L	..6.Oregon State (N)(U)...	0-14	H	32,928
Sept. 24	L	...Texas Christian (N).....	6- 7	H	31,475
Oct. 1	L	...Ohio State.....9	0-20	A	c83,204
Oct. 7	W	...Georgia (N).....	10- 3	H	28,120
Oct. 15	W	...California.....	27-10	H	39,830
Oct. 29	W	...Stanford.....	21-10	A	29,000
Nov. 5	L	...Washington (R).....7	0-34	H	43,475
Nov. 12	L	...Baylor (R).....	14-35	A	23,000
Nov. 19	W	...UCLA (HC)(U).....11	17- 6	A	66,865
Nov. 26	L	...Notre Dame (U)(R).....	0-17	H	28,297
		(4-6-0, 3-1-0, 2nd)	95-152			406,194

1961

Coach: John McKay
Captain: Britt Williams

Sept. 22	L	...Georgia Tech (N).....	7-27	H	36,950
Sept. 29	W	...Southern Methodist (N)	21-16	H	29,148
Oct. 7	L	...Iowa.....1	34-35*	H	30,263
Oct. 14	L	...Notre Dame (R).....8	0-30	A	50,427
Oct. 21	W	...California.....	28-14	A	38,000
Oct. 28	W	...Illinois.....	14-10	H	28,694
Nov. 4	T	...Washington.....	0- 0	A	54,916
Nov. 11	W	...Stanford (HC).....	30-15	H	36,598
Nov. 18	L	...Pittsburgh.....	9-10	A	34,820
Nov. 25	L	...UCLA (R).....	7-10	H	57,580
		(4-5-1, 2-1-1, 2ndT)	150-167			397,396

*-USC scored touchdown with 0:48 left in game, but 2-point conversion attempt was unsuccessful

1962

Coach: John McKay
Captains: Marv Marinovich, Ben Wilson

Sept. 22	W	...Duke (U).....8	14- 7	H	26,400
Sept. 29	W	..9.Southern Methodist (N)	33- 3	A	14,000
Oct. 6	W	..6.Iowa.....	7- 0	A	55,300
Oct. 20	W	..3.California.....	32- 6	H	38,500
Oct. 27	W	..4.Illinois.....	28-16	A	31,375
Nov. 3	W	..3.Washington (HC).....9	14- 0	H	46,456
Nov. 10	W	..2.Stanford.....	39-14	A	41,000
Nov. 17	W	..2.Navy.....	13- 6	H	51,701
Nov. 24	W	..1.UCLA.....	14- 3	A	86,740
Dec. 1	W	..1.Notre Dame.....	25- 0	H	81,676
		(10-0-0, 4-0-0, 1st)	219- 55			473,148

ROSE BOWL

Jan. 1	W	..1.Wisconsin.....2	42-37	N1		c98,698
		(11-0-0)	261- 92			571,846

USC won national championship
N1-Rose Bowl, Pasadena, California

1963

Coach: John McKay
Captains: Pete Beathard, Willie Brown

Sept. 21	W	..1.Colorado (R).....	14- 0	A	27,000
Sept. 28	L	..1.Oklahoma.....3	12-17	H	39,345
Oct. 4	W	..8.Michigan State(N)(8:03)	13-10	H	59,137
Oct. 12	L	..7.Notre Dame (U)(6:28)	14-17	A	c59,135
Oct. 19	W	...Ohio State.....4	32- 3	H	61,883
Oct. 26	W	...California.....	36- 6	A	41,000
Nov. 2	L	...Washington (Mud).....	7-22	A	c55,738
Nov. 9	W	...Stanford (HC).....	25-11	H	57,035
Nov. 15	W	...Oregon State (N).....	28-22	H	30,846
Nov. 30	W	...UCLA.....	26- 6*	H	82,460
		(7-3-0, 3-1-0, 2nd)	207-114			513,579

*-Originally scheduled for Nov. 23, but postponed because of assassination of President Kennedy

1964

Coach: John McKay
Captains: Craig Fertig, Bill Fisk

Sept. 18	W	...Colorado (N).....	21- 0	H	39,173
Sept. 26	W	...Oklahoma.....2	40-14	A	61,700
Oct. 3	L	..2.Michigan State.....	7-17	A	70,102
Oct. 10	W	...Texas A&M (N).....	31- 7	H	42,295
Oct. 17	L	...Ohio State.....2	0-17	A	c84,315
Oct. 24	W	...California (0:50).....	26-21	H	48,105
Oct. 31	L	...Washington (HC)(4:49)	13-14	H	50,577
Nov. 7	W	...Stanford.....	15-10	A	55,000
Nov. 21	W	...UCLA.....	34-13	A	62,108
Nov. 28	W	...Notre Dame (U)(1:33).1	20-17	H	83,840
		(7-3-0, 3-1-0, 1stT*)	207-130			597,215

*-Oregon State selected as AAUW representative in Rose Bowl

1965

Coach: John McKay
Captains: Chuck Arrobio, Mike Garrett

Sept. 17	T	..7.Minnesota (N)(SC-6:24)	20-20	H	58,497
Sept. 25	W	...Wisconsin.....	26- 6	A	52,706
Oct. 2	W	...Oregon State (N).....	26-12	H	52,100
Oct. 9	W	..8.Washington.....	34- 0	A	c57,533
Oct. 16	W	..6.Stanford.....	14- 0	H	61,618
Oct. 23	L	..4.Notre Dame (R).....7	7-28	A	c59,235
Nov. 6	W	..6.California.....	35- 0	A	52,000
Nov. 13	W	..6.Pittsburgh.....	28- 0	H	40,339
Nov. 20	L	..6.UCLA (HC)(2:39).....7	16-20	H	c94,085
Nov. 27	W	..8.Wyoming.....	56- 6	H	39,233
		(7-2-1, 4-1-0, 2nd)	262-92			567,346

1966

Coach: John McKay
Captains: Nate Shaw, Rod Sherman

Sept. 17	W	..9.Texas.....	10- 6	A	42,000
Sept. 24	W	..5.Wisconsin (N).....	38- 3*	H	52,325
Oct. 1	W	..5.Oregon State (N).....	21- 0	N1...		29,217
Oct. 8	W	..6.Washington (N)(14:36)	17-14	H	55,960
Oct. 15	W	..5.Stanford.....	21- 7	A	61,500
Oct. 22	W	..5.Clemson.....	30- 0	H	44,614
Oct. 28	L	..5.Miami (Fla.) (N)(14:56)	7-10	A	51,156
Nov. 5	W	..9.California (HC).....	35- 9	H	47,199
Nov. 19	L	..7.UCLA (6:20).....8	7-14	A	81,980
Nov. 26	L	..10.Notre Dame.....1	0-51	H	88,520
		(7-3-0, 4-1-0, 1st)	186-114			554,471

ROSE BOWL

Jan. 2	L	...Purdue.....7	13-14+	N2..		c100,807
		(7-4-0)	199-128			655,278

N1-Multnomah Stadium, Portland, Oregon

N2-Rose Bowl, Pasadena, California

*-USC's 400th victory

+ -USC scored touchdown with 2:28 left, but 2-point conversion failed

1967

Coach: John McKay
Captains: Tim Rossovich, Adrian Young

Sept. 15	W	..7.Washington State (N).	49- 0	H	44,364
Sept. 23	W	..4.Texas (N).....5	17-13	H	67,705
Sept. 30	W	..2.Michigan State.....	21-17	A	c75,287
Oct. 7	W	..1.Stanford (N).....	30- 0	H	62,598
Oct. 14	W	..1.Notre Dame.....5	24- 7	A	c59,075
Oct. 21	W	..1.Washington.....	23- 6	A	c58,754
Oct. 28	W	..1.Oregon (HC).....	28- 6	H	48,807
Nov. 4	W	..1.California.....	31-12	A	43,028
Nov. 11	L	..1.Oregon State (R).....	0- 3	A	c41,494
Nov. 18	W	..4.UCLA (10:38).....1	21-20	H	c90,772
		(9-1-0, 6-1-0, 1st)	244- 84			591,884

ROSE BOWL

Jan. 1	W	..1.Indiana.....4	14- 3	N1..		c102,946
		(10-1-0)	258-87			694,830

USC won national championship

N1-Rose Bowl, Pasadena, California

1968

Coach: John McKay
Captains: O.J. Simpson, Steve Sogge

Sept. 21	W	..2.Minnesota (R).....16	29-20*	A	c60,820
Sept. 28	W	..3.Northwestern.....	24- 7	A	47,277
Oct. 5	W	..2.Miami (Fla.) (N).....13	28- 3	H	71,189
Oct. 12	W	..2.Stanford (11:51).....18	27-24	A	c81,000
Oct. 19	W	..1.Washington (5:07).....	14- 7	H	60,990
Nov. 2	W	..1.Oregon (R)(1:12).....	20-13	A	33,500
Nov. 9	W	..1.California (HC).....11	35-17	H	80,871
Nov. 16	W	..1.Oregon State.....13	17-13+	H	59,236
Nov. 23	W	..1.UCLA.....	28-16	A	75,066
Nov. 30	T	..2.Notre Dame(USC-10:14).9	21-21	H	82,659
		(9-0-1, 6-0-0, 1st)	243-141			652,608

ROSE BOWL

Jan. 1	L	..2.Ohio State.....1	16-27	N1.		c102,063
		(9-1-1)	259-168			754,671

N1-Rose Bowl, Pasadena, California

*-USC scored 2 touchdowns in last 4:00 of game

+ -All USC points scored in fourth quarter



1969
Coach: John McKay
Captains: Jim Gunn, Bob Jensen

Sept. 20	W	.5.Nebraska.....	31-21	A	c67,058
Sept. 27	W	.5.Northwestern (N).....	48- 6	H	56,589
Oct. 4	W	.5.Oregon State.....	31- 7	A	c38,013
Oct. 11	W	.4.Stanford (N)(0:00).....16	26-24	H	82,812
Oct. 18	T	.3.Notre Dame(ND-6:51).....11	14-14	A	c59,075
Oct. 25	W	.7.Georgia Tech (HC).....	29-18	H	53,341
Nov. 1	W	.6.California (0:57).....	14- 9	A	51,000
Nov. 8	W	.6.Washington State.....	28- 7	H	47,158
Nov. 15	W	.6.Washington.....	16- 7	A	51,403
Nov. 22	W	.5.UCLA (1:32).....6	14-12	H	<u>c90,814</u>
		(9-0-1, 6-0-0, 1st)	251-125		597,263
ROSE BOWL					
Jan. 1	W	.5.Michigan.....7	10- 3	N1...	<u>c103,878</u>
		(10-0-1)	261-128		701,141

N1-Rose Bowl, Pasadena, California

1970
Coach: John McKay
Captains: Charlie Weaver, Bob Chandler

Sept. 12	W	.3.Alabama (N).....16	42-21	N1...	c72,175
Sept. 19	T	.3.Nebraska (N)(6:44-SC).....9	21-21	H	73,768
Sept. 26	W	.7.Iowa.....	48- 0	A	56,131
Oct. 3	W	.5.Oregon State (N).....	45-13	H	57,769
Oct. 10	L	.4.Stanford.....12	14-24	A	<u>c86,000</u>
Oct. 17	W	.11.Washington (N).....	28-25	H	56,166
Oct. 24	L	.10.Oregon (R)(U)(13:05).....	7-10	A	34,000
Oct. 31	L	.18.California (HC)(4:59).....	10-13	H	54,750
Nov. 7	WWashington State.....	70-33	N2....	14,500
Nov. 21	LUCLA (N).....	20-45	A	78,773
Nov. 28	WNotre Dame (R)(U).....4	38-28	H	<u>64,694</u>
		(6-4-1, 3-4-0, 6thT)	343-233		648,726

N1-Legion Field, Birmingham, Alabama
N2-Joe Albi Stadium, Spokane, Washington

1971
Coach: John McKay
Captains: John Vella, Willie Hall

Sept. 10	L	.5.Alabama (N).....16	10-17	H	67,781
Sept. 18	W	.7.Rice (N).....	24- 0	A	22,000
Sept. 25	W	.16.Illinois (N).....	28- 0	H	49,390
Oct. 2	L	.17.Oklahoma.....8	20-33	A	61,826
Oct. 9	LOregon (N)(U)(7:43).....	23-28	H	50,111
Oct. 16	LStanford (N)(R).....15	18-33	H	65,375
Oct. 23	WNotre Dame (U).....6	28-14	A	<u>c59,075</u>
Oct. 30	W	.20.California.....	28- 0	A	54,000
Nov. 6	W	.17.Washington State (HC).....	30-20	H	57,432
Nov. 13	W	.15.Washington (2:08).....19	13-12	A	<u>c59,982</u>
Nov. 20	T	.15.UCLA.....	7- 7	H	<u>68,426</u>
		(6-4-1, 3-2-1, 2nd)	229-164		615,034

1972
Coach: John McKay
Captains: Sam Cunningham, John Grant

Sept. 9	W	.8.Arkansas (N).....4	31-10	N1...	c54,461
Sept. 16	W	.1.Oregon State (N).....	51- 6	H	56,305
Sept. 23	W	.1.Illinois.....	55-20	A	61,277
Sept. 30	W	.1.Michigan State (N).....	51- 6	H	63,934
Oct. 7	W	.1.Stanford.....15	30-21	A	<u>c84,000</u>
Oct. 14	W	.1.California.....	42-14	H	56,488
Oct. 21	W	.1.Washington (HC).....18	34- 7	H	59,151
Oct. 28	W	.1.Oregon (R).....	18- 0	A	32,000
Nov. 4	W	.1.Washington State.....	44- 3	N2....	46,000
Nov. 18	W	.1.UCLA (N).....14	24- 7	A	82,929
Dec. 2	W	.1.Notre Dame.....10	45-23	H	<u>75,243</u>
		(11-0-0, 7-0-0, 1st)	425-117		671,788
ROSE BOWL					
Jan. 1	W	.1.Ohio State.....3	42-17	N3..	<u>c106,869</u>
		(12-0-0)	467-134		778,657

USC won national championship
N1-War Memorial Stadium, Little Rock, Arkansas
N2-Husky Stadium, Seattle, Washington
N3-Rose Bowl, Pasadena, California

1973
Coach: John McKay
Captains: Lynn Swann, Artimus Parker

Sept. 15	W	.1.Arkansas (N).....	17- 0	H	73,231
Sept. 22	W	.1.Georgia Tech.....	23- 6	A	58,228
Sept. 29	T	.1.Oklahoma (N).....8	7- 7	H	84,016
Oct. 6	W	.4.Oregon State (R).....	21- 7	A	21,732
Oct. 13	W	.4.Washington State.....	46-35	H	50,975
Oct. 20	W	.6.Oregon (HC).....	31-10	H	53,155
Oct. 27	L	.6.Notre Dame (R).....8	14-23	A	<u>c59,075</u>
Nov. 3	W	.9.California.....	50-14	A	48,000
Nov. 10	W	.8.Stanford (0:03).....	27-26*	H	63,806
Nov. 17	W	.9.Washington.....	42-19	A	55,500
Nov. 24	W	.9.UCLA.....8	23-13	H	<u>88,037</u>
		(9-1-1, 7-0-0, 1st)	301-160		655,755
ROSE BOWL					
Jan. 1	L	.7.Ohio State.....4	21-42	N1...	<u>c105,267</u>
		(9-2-1)	322-202		761,510

N1-Rose Bowl, Pasadena, California
*-USC scored 10 points in last 2:10

1974
Coach: John McKay
Captains: Pat Haden, Richard Wood

Sept. 14	L	.5.Arkansas (N).....20	7-22	N1...	<u>c54,622</u>
Sept. 28	W	.18.Pittsburgh.....8	16- 7	A	52,934
Oct. 5	W	.9.Iowa.....	41- 3	H	52,095
Oct. 12	W	.7.Washington State (N).....	54- 7	N2....	32,000
Oct. 19	W	.6.Oregon.....	16- 7	A	32,500
Oct. 26	W	.6.Oregon State (HC).....	31-10	H	52,392
Nov. 2	T	.6.California.....	15-15	H	53,921
Nov. 9	W	.11.Stanford.....	34-10	A	<u>c83,500</u>
Nov. 16	W	.8.Washington.....	42-11	H	51,157
Nov. 23	W	.8.UCLA.....	34- 9	A	82,467
Nov. 30	W	.6.Notre Dame.....5	55-24*	H	<u>83,552</u>
		(9-1-1, 6-0-1, 1st)	345-125		631,140
ROSE BOWL					
Jan. 1	W	.5.Ohio State (2:03).....3	18-17	N3...	<u>c106,721</u>
		(10-1-1)	363-142		737,861

USC won national championship
N1-War Memorial Stadium, Little Rock, Arkansas
N2-Joe Albi Stadium, Spokane, Washington
N3-Rose Bowl, Pasadena, California
*-USC trailed 24-0 late in second quarter before scoring 55 unanswered points in less than 17 minutes

1975
Coach: John McKay
Captains: Kevin Bruce, Danny Reece

Sept. 12	W	.4.Duke (N).....	35- 7	H	56,727
Sept. 19	W	.4.Oregon State (N).....	24- 7	H	50,165
Sept. 27	W	.3.Purdue.....	19- 6	H	56,170
Oct. 4	W	.3.Iowa.....	27-16	A	54,600
Oct. 11	W	.3.Washington State.....	28-10	H	47,468
Oct. 18	W	.3.Oregon (HC).....	17- 3	H	50,542
Oct. 25	W	.3.Notre Dame.....14	24-17	A	<u>c59,075</u>
Nov. 1	L	.4.California.....	14-28	A	58,871
Nov. 8	L	.9.Stanford (0:00).....	10-13	H	68,249
Nov. 15	L	.13.Washington (R)(8:23).....	7- 8	A	53,700
Nov. 28	LUCLA (N).....14	22-25	H	<u>80,927</u>
		(7-4-0, 3-4-0, 5th)	227-140		636,494
LIBERTY BOWL					
Dec. 22	WTexas A&M (U)(N).....2	20- 0	N1...	<u>52,129</u>
		(8-4-0)	247-140		688,623

N1-Liberty Bowl Memorial Stadium, Memphis, Tennessee

1976
Coach: John Robinson
Captains: Ricky Bell, Vince Evans, Eric Williams

Sept. 11	L	.8.Missouri (N).....	25-46	H	49,535
Sept. 18	WOregon (N).....	53- 0	A	<u>c40,600</u>
Sept. 25	W	.19.Purdue.....	31-13	A	65,425
Oct. 2	W	.13.Iowa (N).....	55- 0	H	55,518
Oct. 9	W	.11.Washington State (N).....	23-14	N1...	37,268
Oct. 23	W	.7.Oregon State (HC).....	56- 0	H	53,216
Oct. 30	W	.4.California.....	20- 6	H	60,323
Nov. 6	W	.4.Stanford.....	48-24	A	76,500
Nov. 13	W	.3.Washington.....	20- 3	H	49,264
Nov. 20	W	.3.UCLA.....2	24-14	A	<u>c90,519</u>
Nov. 27	W	.3.Notre Dame.....13	17-13	H	<u>76,561</u>
		(10-1-0, 7-0-0, 1st)	372-133		654,729
ROSE BOWL					
Jan. 1	W	.3.Michigan.....2	14- 6	N2..	<u>c106,182</u>
		(11-1-0)	386-139		760,911

N1-Kingdome, Seattle, Washington
N2-Rose Bowl, Pasadena, California



ALL-TIME USC RECORD

1977
Coach: John Robinson
Captains: Rob Hertel, Clay Matthews

Sept. 10	W	.4.Missouri.....	27-10	A	c65,298
Sept. 17	W	.2.Oregon State (N)(11:48)	17-10	A	31,143
Sept. 24	W	.2.Texas Christian.....	51- 0	H	54,620
Sept. 30	W	.2.Washington State (N).	41- 7*	H	61,809
Oct. 8	L	.1.Alabama.....7	20-21%	H	63,140
Oct. 15	W	.6.Oregon (HC).....	33-15	H	51,120
Oct. 22	L	.5.Notre Dame.....11	19-49	A	c59,075
Oct. 29	L	.10.California.....	14-17	A	c76,780
Nov. 5	W	.16.Stanford.....	49- 0	H	65,101
Nov. 12	L	.14.Washington.....	10-28	A	c59,501
Nov. 25	WUCLA (N)(0:02).....17	29-27	H	86,168
		(7-4-0, 5-2-0, 2ndT)	310-184		673,755
BLUEBONNET BOWL					
Dec. 31	W	.20.Texas A&M (N).....17	47-28	N1	c52,842
		(8-4-0)	357-212		726,597

N1-Astrodome, Houston, Texas
*-USC's 500th victory
%-USC scored touchdown with 0:35 left, but 2-point conversion attempt failed

1978
Coach: John Robinson
Captains: Lynn Cain, Rich Dimler

Sept. 9	W	.9.Texas Tech.....	17- 9	H	50,321
Sept. 16	W	.8.Oregon (N).....	37-10	A	31,000
Sept. 23	W	.7.Alabama.....1	24-14	N1....	c77,313
Sept. 29	W	.3.Michigan State (N).....	30- 9	H	65,319
Oct. 14	L	.2.Arizona State (N).....	7-20	A	c70,138
Oct. 21	W	.7.Oregon State (HC).....	38- 7	H	53,734
Oct. 28	W	.6.California.....	42-17	H	56,954
Nov. 4	W	.6.Stanford.....	13- 7	A	c84,084
Nov. 11	W	.5.Washington (R).....19	28-10	H	54,071
Nov. 18	W	.5.UCLA.....14	17-10	A	c90,387
Nov. 25	W	.3.Notre Dame (0:02)....8	27-25	H	84,256
Dec. 2	W	.3.Hawaii (N).....	21- 5	A	c48,767
		(11-1-0, 6-1-0, 1st)	301-143		766,344
ROSE BOWL					
Jan. 1	W	.3.Michigan.....5	17-10	N2.	c105,629
		(12-1-0)	318-153		871,973

USC won national championship
N1-Legion Field, Birmingham, Alabama
N2-Rose Bowl, Pasadena, California

1979
Coach: John Robinson
Captains: Dennis Johnson, Charles White

Sept. 8	W	.1.Texas Tech (N).....	21- 7	A	c52,991
Sept. 15	W	.1.Oregon State.....	42- 5	A	32,000
Sept. 22	W	.1.Minnesota.....	48-14	H	61,766
Sept. 29	W	.1.LSU (N)(0:32).....20	17-12	A	c78,322
Oct. 6	W	.1.Washington State.....	50-21	H	55,117
Oct. 13	T	.1.Stanford (HC)(SU-4:30)	21-21	H	76,067
Oct. 20	W	.4.Notre Dame.....9	42-23	A	c59,075
Oct. 27	W	.3.California.....	24-14	A	c76,780
Nov. 3	W	.3.Arizona.....	34- 7	H	62,054
Nov. 10	W	.4.Washington (11:50).15	24-17	A	c60,527
Nov. 24	W	.4.UCLA.....	49-14	H	c88,214
		(10-0-1, 6-0-1, 1st)	372-155		702,913
ROSE BOWL					
Jan. 1	W	.3.Ohio State (1:32).....1	17-16	N1.	c105,526
		(11-0-1)	389-171		808,439

N1-Rose Bowl, Pasadena, California

1980
Coach: John Robinson
Captains: Ronnie Lott, Keith Van Horne

Sept. 13	W	.5.Tennessee (N)(0:00)..	20-17	A	c95,049
Sept. 20	W	.4.South Carolina (N).20	23-13	H	58,385
Sept. 27	W	.5.Minnesota.....	24- 7	A	c55,115
Oct. 4	W	.4.Arizona State (HC).....	23-21	H	69,052
Oct. 11	W	.2.Arizona (N).....	27-10	A	c54,789
Oct. 18	T	.2.Oregon.....	7- 7	A	c42,733
Nov. 1	W	.7.California.....	60- 7	H	55,658
Nov. 8	W	.4.Stanford.....	34- 9	A	c84,892
Nov. 15	L	.2.Washington (U).....	10-20*	H	55,515
Nov. 22	L	.12.UCLA (2:07).....18	17-20	A	83,491
Dec. 6	W	.17.Notre Dame.....2	20- 3	H	82,663
		(8-2-1, 4-2-1, 3rd)	265-134		737,342

USC banned from post-season bowls because of Pacific-10 penalty
*-Ended USC 28-game unbeaten streak

1981
Coach: John Robinson
Captains: Marcus Allen, Chip Banks

Sept. 12	W	.5.Tennessee (N).....	43- 7	H	62,147
Sept. 19	W	.2.Indiana.....	21- 0	A	51,167
Sept. 26	W	.1.Oklahoma (0:02).....2	28-24	H	85,651
Oct. 3	W	.1.Oregon State.....	56-22	A	33,000
Oct. 10	L	.1.Arizona (U).....	10-13	H	56,315
Oct. 17	W	.7.Stanford (HC).....	25-17	H	76,291
Oct. 24	W	.5.Notre Dame (4:52)....	14- 7	A	c59,075
Oct. 31	W	.4.Washington State..14	41-17	H	60,972
Nov. 7	W	.3.California.....	21- 3	A	74,000
Nov. 14	L	.3.Washington.....	3-13	A	47,347
Nov. 21	W	.10.UCLA (2:14).....15	22-21	H	c89,432
		(9-2-0, 5-2-0, 2ndT)	284-144		695,397
FIESTA BOWL					
Jan. 1	L	.8.Penn State.....7	10-26	N1...	c71,053
		(9-3-0)	294-170		766,450

N1-Sun Devil Stadium, Tempe, Arizona

1982
Coach: John Robinson
Captains: George Achica, Joey Browner, Bruce Matthews

Sept. 11	L	.10.Florida11	9-17	A	c73,238
Sept. 18	W	.19.Indiana.....	28- 7	H	50,724
Sept. 25	W	.18.Oklahoma.....	12- 0	A	c75,008
Oct. 2	W	.16.Oregon.....	38- 7	H	47,181
Oct. 16	W	.14.Stanford.....	41-21	A	75,185
Oct. 23	W	.12.Oregon State (HC)....	38- 0	H	50,035
Oct. 30	L	.12.Arizona State (N)....7	10-17	A	c71,071
Nov. 6	W	.16.California.....	42- 0	H	54,670
Nov. 13	W	.16.Arizona (N).....	48-41	A	c55,110
Nov. 20	L	.15.UCLA.....11	19-20*	A	c95,763
Nov. 27	W	.17.Notre Dame (0:48)....	17-13	H	76,459
		(8-3-0, 5-2-0, 3rdT)	302-143		724,444

USC banned from post-season bowls because of NCAA penalty
*-USC scored touchdown with 0:00 left, but 2-point conversion attempt failed

1983
Coach: Ted Tollner
Captains: Tony Brewer, Jeff Brown, Keith Browner, Fred Cornwell, Tony Slaton

Sept. 10	T	.9.Florida (USC-0:00).18	19-19^	H	53,948
Sept. 17	W	.14.Oregon State (N).....	33-10	A	28,000
Sept. 24	L	.10.Kansas (U).....	20-26	H	49,255
Oct. 1	LSouth Carolina (N).....	14-38	A	c74,200
Oct. 8	WWashington State.....	38-17	H	43,106
Oct. 15	LArizona State (HC)..18	14-34	H	58,664
Oct. 22	LNotre Dame.....	6-27	A	c59,075
Oct. 29	WCalifornia.....	19- 9	A	65,867
Nov. 5	WStanford.....	30- 7	H	50,867
Nov. 12	LWashington.....18	0-24*	A	c60,630
Nov. 19	LUCLA.....	17-27	H	83,763
		(4-6-1, 4-3-0, 4th)	210-238		624,435

USC banned from post-season bowls because of NCAA penalty
*-First shutout of USC in 187 games
^*-USC botched snap of potential game-winning PAT kick at 0:00

1984
Coach: Ted Tollner
Captains: Neil Hope, Ken Ruettggers

Sept. 8	WUtah State.....	42- 7	H	45,067
Sept. 22	W	.17.Arizona State (N)(9:14)	6- 3	A	c70,219
Sept. 29	L	.15.LSU.....	3-23	H	60,128
Oct. 6	WWashington State.....	29-27	A	33,000
Oct. 13	WOregon.....	19- 9	A	29,581
Oct. 20	WArizona (HC).....	17-14	H	65,411
Oct. 27	W	.20.California.....	31- 7	H	52,632
Nov. 3	W	.18.Stanford.....	20-11	A	74,432
Nov. 10	W	.12.Washington.....1	16- 7	H	71,838
Nov. 17	L	.7.UCLA.....	10-29	A	90,096
Nov. 24	L	.14.Notre Dame (R).....	7-19	H	66,342
		(8-3-0, 7-1-0, 1st)	200-156		658,806
ROSE BOWL					
Jan. 1	W	.18.Ohio State.....6	20-17	N1.	c102,594
		(9-3-0)	220-173		761,400

N1-Rose Bowl, Pasadena, California



1985

Coach: Ted Tollner
Captains: Matt Koart, Hank Norman

Sept. 7	W	..6.Illinois.....11	20-10	A	c76,369
Sept. 21	L	..3.Baylor (N)(U).....	13-20	H	53,246
Sept. 28	L	..18.Arizona State (N).....	0-24	A	c70,710
Oct. 5	WOregon State (HC).....	63- 0	H	50,624
Oct. 19	WStanford.....	30- 6	H	56,837
Oct. 26	LNotre Dame.....	3-37	A	c59,075
Nov. 2	WWashington State.....	31-13	H	46,954
Nov. 9	LCalifornia.....	6-14	A	63,500
Nov. 16	LWashington (0:56).....	17-20	A	c52,601
Nov. 23	WUCLA (1:13).....8	17-13	H	c90,064
Nov. 30	WOregon.....	20- 6*	N1..	c65,000
		(6-5-0, 5-3-0, 4thT)	220-163			684,980
ALOHA BOWL						
Dec. 28	LAlabama.....15	3-24	N2..	35,183
		(6-6-0)	223-187			720,163

N1-Tokyo Olympic Memorial Stadium, Tokyo, Japan
N2-Aloha Stadium, Honolulu, Hawaii
*-Mirage Bowl

1986

Coach: Ted Tollner
Captains: Jeff Bregel, Tim McDonald

Sept. 13	WIllinois.....	31-16	H	51,496
Sept. 20	WBaylor (0:00).....9	17-14*	A	35,000
Sept. 27	W	..12.Washington.....6	20-10	H	58,023
Oct. 4	W	..9.Oregon (N).....	35-21	H	51,340
Oct. 11	L	..9.Washington State.....	14-34	A	26,000
Oct. 18	L	..15.Arizona State (HC)10	20-29	H	65,874
Oct. 25	WStanford.....19	10- 0	A	73,500
Nov. 1	W	..18.Arizona (N).....14	20-13	A	c55,046
Nov. 15	W	..13.California.....	28- 3	H	48,019
Nov. 22	L	..10.UCLA.....18	25-45	A	c98,370
Nov. 29	L	..17.Notre Dame (0:00)....	37-38	H	70,614
		(7-4-0, 5-3-0, 4thT)	257-223			633,282
CITRUS BOWL						
Jan. 1	LAuburn.....10	7-16	N1	c51,113
		(7-5-0)	264-239			684,395

N1-Orlando Stadium, Orlando, Florida
*-Final six minutes of the fourth quarter played in heavy rainstorm

1987

Coach: Larry Smith
Captains: Dave Cadigan, Greg Coaquette

Sept. 7	L	..19.Michigan State (N)17	13-27+	A	c77,922
Sept. 19	WBoston College.....	23-17	H	46,205
Sept. 26	WCalifornia.....	31-14	A	62,000
Oct. 3	WOregon State (N).....	48-14	H	47,979
Oct. 10	LOregon.....	27-34	A	c39,587
Oct. 17	WWashington.....	37-23	A	c71,678
Oct. 24	LNotre Dame.....10	15-26	A	c59,075
Oct. 31	WWashington State (R)..	42- 7	H	24,834
Nov. 7	WStanford (HC).....	39-24	H	58,922
Nov. 14	WArizona (1:11).....	12-10	H	51,428
Nov. 21	WUCLA (7:59).....5	17-13	H	c92,516
		(8-3-0, 7-1-0, 1stT*)	304-209			632,146
ROSE BOWL						
Jan. 1	L	..16.Michigan State (4:14).8	17-20	N1.	c103,847
		(8-4-0)	321-229			735,933

N1-Rose Bowl, Pasadena, California
+-First night game at Spartan Stadium
*-USC received Rose Bowl bid by virtue of victory over UCLA

1988

Coach: Larry Smith
Captain: Rodney Peete

Sept. 1	W	..8.Boston College (N).....	34- 7	A	c32,000
Sept. 10	W	..6.Stanford (1:19).....	24-20	A	59,000
Sept. 24	W	..5.Oklahoma.....3	23- 7	H	86,124
Oct. 1	W	..3.Arizona (N).....	38-15	A	52,314
Oct. 8	W	..3.Oregon (HC).....18	42-14	H	63,452
Oct. 15	W	..3.Washington.....16	28-27	H	62,974
Oct. 29	W	..3.Oregon State.....	41-20	A	31,117
Nov. 5	W	..2.California.....	35- 3	H	73,937
Nov. 12	W	..2.Arizona State.....	50- 0	A	c72,023
Nov. 19	W	..2.UCLA.....6	31-22	A	c100,741
Nov. 26	L	..2.Notre Dame.....1	10-27	H	c93,829
		(10-1-0, 8-0-0, 1st)	356-162			727,511
ROSE BOWL						
Jan. 2	L	..5.Michigan.....11	14-22	N1	c101,688
		(10-2-0)	370-184			829,199

N1-Rose Bowl, Pasadena, California
Note: USC celebrated its Athletic Centennial in 1988

1989

Coach: Larry Smith
Captains: Leroy Holt, Tim Ryan

Sept. 4	L	..5.Illinois (N)(U)(2:19).22	13-14+	H	54,622
Sept. 16	W	..13.Utah State (N).....	66-10	H	50,249
Sept. 23	W	..12.Ohio State.....20	42- 3	H	69,876
Sept. 30	W	..11.Washington St.(0:04).19	18-17	A	c38,434
Oct. 7	W	..9.Washington.....	24-16*	H	58,410
Oct. 14	W	..10.California.....	31-15	A	52,000
Oct. 21	L	..9.Notre Dame (5:18)..1	24-28	A	c59,075
Oct. 28	W	..10.Stanford (HC).....	19- 0	H	67,411
Nov. 4	W	..9.Oregon State.....	48- 6	H	65,430
Nov. 11	W	..9.Arizona.....25	24- 3	A	52,606
Nov. 18	T	..8.UCLA (UCLA-13:43)..	10-10	H	c86,672
		(8-2-1, 6-0-1, 1st)	319-122			654,785

ROSE BOWL

Jan. 1	W	..12.Michigan (1:10).....3	17-10	N1..	c103,450
		(9-2-1)	336-132			758,235

N1-Rose Bowl, Pasadena, California

*-600th USC victory

+-Originally scheduled to be played in Moscow, USSR, as Glasnost Bowl, but changed to Los Angeles because of "contract difficulties" with game's organizers

1990

Coach: Larry Smith
Captain: Don Gibson

Aug. 31	W	..9.Syracuse (N).....	34-16*	N1..	57,293
Sept. 15	W	..6.Penn State.....	19-14	H	70,594
Sept. 22	L	..5.Washington.....21	0-31	A	c72,617
Sept. 29	W	..18.Ohio State (R).....12	35-26+	A	c89,422
Oct. 6	W	..15.Washington State (N)	30-17	H	59,357
Oct. 13	W	..16.Stanford.....	37-22	A	62,000
Oct. 20	L	..15.Arizona (HC)(U).....	26-35	H	68,212
Oct. 27	W	..21.Arizona State.....	13- 6	A	64,715
Nov. 3	T	..21.California (Cal-1:22)..	31-31	H	62,974
Nov. 10	W	..23.Oregon State.....	56- 76	A	18,795
Nov. 17	W	..19.UCLA (0:16).....	45-42	A	c98,088
Nov. 24	L	..18.Notre Dame (N).....7	6-10	H	c91,639
		(8-3-1, 5-2-1, 2nd)	332-257			815,706

JOHN HANCOCK BOWL

Dec. 31	L	..21.Michigan State.....22	16-17	N2....	50,562
		(8-4-1)	348-274			866,268

N1-Giants Stadium, East Rutherford, New Jersey

N2-Sun Bowl, El Paso, Texas

*-Kickoff Classic VIII

+Game suspended, with 2:36 remaining, thunderstorm
6-700th consecutive USC game viewed by Trojan fan Giles Pellerin

1991

Coach: Larry Smith
Captain: Matt Gee

Sept. 2	L	..16.Memphis State (U)....	10-24	H	55,637
Sept. 14	WPenn State (N)(U).....5	21-10	H	64,758
Sept. 21	L	..22.Arizona State.....	25-32	H	59,623
Sept. 28	WOregon (N).....	30-14	A	c45,948
Oct. 12	WWashington State.....	34-27	A	23,997
Oct. 19	LStanford (HC)(1:11).....	21-24	H	61,265
Oct. 26	LNotre Dame.....5	20-24	A	c59,075
Nov. 2	LCalifornia.....10	30-52	A	70,000
Nov. 9	LWashington.....2	3-14	H	59,320
Nov. 16	LArizona.....	14-31	A	41,053
Nov. 23	LUCLA.....25	21-24	H	c84,623
		(3-8-0, 2-6-0, 8th)	229-276			625,299

1992

Coach: Larry Smith
Captain: Stephon Pace

Sept. 5	TSan Diego St. (SC-5:36)	31-31*6	A	52,168
Sept. 19	WOklahoma (U).....13	20-10+	A	c70,215
Oct. 3	L	..20.Washington.....1	10-17	A	c73,275
Oct. 10	W	..20.Oregon.....	32-10	H	46,343
Oct. 17	W	..18.California (2:27).....	27-24	H	54,476
Oct. 24	W	..15.Washington St. (HC)13	31-21	H	54,038
Oct. 31	W	..13.Arizona State.....	23-13	A	51,096
Nov. 7	L	..11.Stanford.....21	9-23	A	72,571
Nov. 14	W	..18.Arizona (6:35).....9	14- 7	H	53,849
Nov. 21	L	..15.UCLA (U).....	37-38%	A	80,568
Nov. 28	L	..19.Notre Dame (N).....5	23-31	H	c90,063
		(6-4-1, 5-3-0, 3rdT)	257-225			698,662

FREEDOM BOWL

Dec. 29	L	..23.Fresno State (N) (U)..	7-24	N1...	50,745
		(6-5-1)	264-249			749,407

N1-Anaheim Stadium, Anaheim, California

*-San Diego State missed 2 field goal attempts in the last minute of the game
6-Ralphs Holiday Classic

+All USC points scored in fourth quarter

%-USC scored touchdown with 0:41 left, but 2-point conversion failed

Note: This was USC's 100th team



ALL-TIME USC RECORD

1993

Coach: John Robinson
Captains: Craig Gibson, Willie McGinest, Deon Strother

Aug. 29Su	L	.19.North Carolina (N)	20	9-31*+ N1..	49,309
Sept. 4	WHouston.....		49-76 H	49,438
Sept. 11	LPenn State.....	15	20-21% A	c95,992
Sept. 25	WWashington State (N)..		34-3 H	48,471
Oct. 2	LArizona.....	12	7-38 A	56,075
Oct. 9	WOregon.....		24-13 A	40,935
Oct. 16	WOregon State (HC).....		34-9 H	44,363
Oct. 23	LNotre Dame.....	2	13-31 A	c59,075
Oct. 30	WCalifornia.....		42-14 A	56,000
Nov. 6	WStanford.....		45-20 H	59,376
Nov. 13	WWashington.....	25	22-17= A	c72,202
Nov. 20	L	.22.UCLA.....	16	21-27 H	c93,458
		(7-5-0, 6-2-0, 1stT@)		320-231	724,694
FREEDOM BOWL					
Dec. 30	WUtah (N).....		28-21 N1	37,203
		(8-5-0)		348-252	761,897

N1-Anaheim Stadium, Anaheim, California
*Disneyland Pigskin Classic
+-USC's first Sunday game
@-First football game in the renovated Coliseum
%USC scored TD with 0:37 left, but 2-point conversion attempt failed
=-Ended Washington's 17-game home winning streak
@-USC finished in 3-way tie for conference championship, but UCLA received Rose Bowl bid by virtue of victories over Arizona and USC

1994

Coach: John Robinson
Captains: Tony Boselli, Jeff Kopp, Brian Williams

Sept. 3	W	.13.Washington (7:14)	23	24-17* H	54,538
Sept. 10	L	.14.Penn State.....	8	14-38 A	c96,463
Sept. 24	W	.19.Baylor (N).....	24	37-27 H	45,762
Oct. 1	L	.19.Oregon (U).....		7-22 H	44,232
Oct. 8	WOregon State.....		27-19% A	33,892
Oct. 15	WStanford.....		27-20 A	60,345
Oct. 22	WCalifornia (HC).....		61-0 H	55,213
Nov. 5	W	22.Washington State(Cold)	16	23-10 A	36,686
Nov. 12	W	.17.Arizona.....	13	45-28 H	61,264
Nov. 19	L	.13.UCLA.....		19-31 A	91,815
Nov. 26	T	.17.Notre Dame(N)(Cold)(SC-4:53)		17-17@ H	c90,217
		(7-3-1, 6-2-0, 2ndT)		301-229	670,427
COTTON BOWL					
Jan. 2	W	.21.Texas Tech.....		55-14 N1	c70,218
		(8-3-1)		356-243	740,645

N1-Cotton Bowl, Dallas, Texas
*-First football game in the post-earthquake renovated Coliseum
%-Micah Phillips scored USC's first-ever defensive extra point
@-750th consecutive USC game viewed by Trojan fan Giles Pellerin

1995

Coach: John Robinson
Captains: Terry Barnum, Errick Herrin

Sept. 9	W	.7.San Jose State.....		45-7 H	50,615
Sept. 16	W	.6.Houston (N).....		45-10 H	50,279
Sept. 23	W	.5.Arizona (N).....	25	31-10 A	c58,503
Sept. 30	W	.5.Arizona State.....		31-0 H	52,577
Oct. 7	W	.5.California.....		26-16 A	49,000
Oct. 14	W	.5.Washington State.....		26-14 H	51,131
Oct. 21	L	.5.Notre Dame (R).....	17	10-38 A	c59,075
Oct. 28	T	.13.Washington (USC-0:33)	17	21-21* A	c74,421
Nov. 4	W	.14.Stanford (HC)(0:39)..		31-30 H	62,368
Nov. 11	W	.12.Oregon State (N).....		28-10 A	21,851
Nov. 18	L	.11.UCLA		20-24 H	c91,363
		(8-2-1, 6-1-1, 1stT@)		314-180	621,183
ROSE BOWL					
Jan. 1	W	.17.Northwestern	3	41-32+ N1 ..	c100,102
		(9-2-1)		355-212	721,285

N1-Rose Bowl, Pasadena, California
*-Trailing 21-0, USC scored 21 unanswered points in fourth quarter
+-50th anniversary of Pac-10/Big Ten Rose Bowl agreement
@-USC won Pac-10 bid to Rose Bowl on basis of better overall record than Washington

1996

Coach: John Robinson
Captains: John Allred, Sammy Knight

Aug. 25Su	L	.7.Penn State.....	11	7-24* N1..	c77,716
Sept. 7	W	.19.Illinois.....		55-3 A....	56,504
Sept. 14	W	.16.Oregon State.....		46-17 H....	48,069
Sept. 21	W	.15.Houston.....		26-9 A....	21,035
Oct. 5	L	.17.California (U).....		15-22 H....	51,511
Oct. 12	WArizona.....		14-7 H....	51,088
Oct. 19	LArizona State (AS-1:30)	4	35-48+ A....	c74,947
Oct. 26	WWashington St. (Cold)(2:05)(N)		29-24 A....	33,111
Nov. 2	LWashington (HC).....	21	10-21 H....	60,039
Nov. 9	LStanford (N).....		20-24 A....	41,980
Nov. 23	LUCLA (UCLA-0:39)....		41-48@ A....	80,644
Nov. 30	WNotre Dame (N)(U)(SC-1:50)	10	27-20@ H....	c90,236
		(6-6, 3-5, 5thT)		325-267	686,940

N1-Giants Stadium, East Rutherford, New Jersey
*-Kickoff Classic XIV
+-Two overtimes; USC's first overtime game
@-Two overtimes; UCLA scored 17 points in the final 6:12 of fourth quarter to erase 17-point deficit
@-One overtime; USC's first overtime game at the Coliseum

1997

Coach: John Robinson
Captains: Jonathan Himebauch, Brian Kelly

Sept. 6	L	.23.Florida State (N)(10:40)	5	7-14 H....	72,783
Sept. 13	L	.23.Washington State (4:18)		21-28 H....	51,655
Sept. 27	WCalifornia.....		27-17 A....	54,000
Oct. 4	WUNLV (N).....		35-21* H....	48,404
Oct. 11	LArizona State.....		7-35 A....	61,802
Oct. 18	WNotre Dame (1:05).....		20-17 A....	c80,225
Oct. 25	WOregon (N)(HC).....		24-22 H....	53,640
Nov. 1	LWashington.....	7	0-27 A....	73,401
Nov. 8	WStanford.....		45-21 H....	58,900
Nov. 15	WOregon State.....		23-0+ A....	20,938
Nov. 22	LUCLA.....	7	24-31 H....	c91,350
		(6-5, 4-4, 5thT)		233-233	667,098

*-100th collegiate victory for USC coach John Robinson; USC scored game's final 21 points
+-Ended USC's streak of 111 consecutive live football telecasts

1998

Coach: Paul Hackett
Captains: Adam Abrams, Chris Claiborne, Billy Miller, Chad Morton

Aug. 30Su	WPurdue (11:30 a.m.)....		27-17*+ H....	56,623
Sept. 12	W	.22.San Diego State (N)..		35-6 H....	49,927
Sept. 19	W	.18.Oregon State (N).....		40-20 H....	45,629
Sept. 26	L	.18.Florida State.....	10	10-30 A....	79,815
Oct. 3	W	.21.Arizona State.....		35-24@ H....	56,093
Oct. 10	L	.19.California (U)(3:30)....		31-32 H....	65,678
Oct. 17	WWashington State (Cold)(N)		42-14 A....	31,178
Oct. 24	LOregon.....	12	13-17 A....	c45,807
Oct. 31	WWashington (HC).....		33-10 H....	62,276
Nov. 7	WStanford.....		34-9 A....	43,250
Nov. 21	LUCLA.....	3	17-34% A....	c88,080
Nov. 28	WNotre Dame (N).....	9	10-0@ H....	90,069
		(8-4, 5-3, 3rd T)		327-213	714,425
SUN BOWL					
Dec. 31	LTCU (U).....		19-28 N1..	46,612
		(8-5)		346-241	761,037

N1-Sun Bowl, El Paso, Texas
*-Pigskin Classic IX
+-118 degrees on the field; USC scored the game's final 20 points, including 17 in the final 17 minutes
@-USC outscored ASU 22-0 in fourth quarter
%-91-year-old USC "Super Fan" Giles Pellerin, who was viewing his 797th consecutive Trojan game, died of cardiac arrest at halftime in the Rose Bowl parking lot
@-First time Notre Dame was shut out since 1987
Note: This was the 75th anniversary of USC football in the Coliseum
This was Jack Ward's 40th anniversary as USC's head trainer



1999

Coach: Paul Hackett
 Captains: David Gibson, Chad Morton, Ifeanyi Ohaletor

Sept. 4	W	.21.Hawaii (N).....	62-7	A....	c50,000
Sept. 18	W	.17.San Diego State.....	24-21	H....	53,966
Sept. 25	L	.16.Oregon (N)(UO-0:30)	30-33+	A....	c45,660
Oct. 2	WOregon State.....	37-29*	H....	43,795
Oct. 9	L	.22.Arizona.....	24-31	A....	51,418
Oct. 16	LNotre Dame (R)(2:40)	24-25%	A....	c80,012
Oct. 23	LStanford (14:56).....	31-35**	H....	57,494
Oct. 30	LCalifornia.....	7-176	A....	54,000
Nov. 6	LArizona State (HC).....	16-26	H....	53,382
Nov. 13	WWashington State.....	31-28	A....	23,065
Nov. 20	WUCLA.....	17-7	H....	91,384
Nov. 26	WLouisiana Tech.....25	45-19	H....	45,070
		(6-6, 3-5, 6thT)	348-278		649,246

+Three overtimes; USC's longest game ever
 *-USC's 1,000th game
 %-Trailing 24-3, Notre Dame scored 22 unanswered points in second half
 **-USC led 21-0 in first quarter
 6-California later vacated win due to NCAA penalty

2000

Coach: Paul Hackett
 Captains: Ennis Davis, Eric Denmon, Zeke Moreno, Petros Papadakis

Aug. 27Su	W	.15.Penn State.....22	29-5*	N1..	c78,902
Sept. 9	W	.11.Colorado (N) (0:13).....	17-14	H....	65,153
Sept. 23	W	.9.San Jose State.....	34-24+	H....	56,545
Sept. 30	L	.8.Oregon State.....	21-316	A....	c33,775
Oct. 7	L	.18.Arizona.....	15-31	H....	49,342
Oct. 14	LOregon.....9	17-28	H....	54,031
Oct. 21	LStanford (0:00).....	30-32%	A....	50,125
Oct. 28	LCalifornia (HC).....	16-28	H....	54,393
Nov. 4	WArizona State (N) (AS-4:21)	44-38@	A....	49,865
Nov. 11	LWashington State (U)...	27-33	H....	40,565
Nov. 18	WUCLA (0:09).....	38-35	A....	c80,227
Nov. 25	LNotre Dame.....11	21-38	H....	81,342
		(5-7, 2-6, 8thT**)	309-337		694,265

N1-Giants Stadium, East Rutherford, New Jersey
 *-Kickoff Classic XVIII
 +USC's 500th game in the Coliseum; Trailing 24-12, USC scored 22 unanswered points in fourth quarter
 6-Ended USC's Pac-10 record 26-game winning streak over Oregon State
 %-Stanford scored 12 points in final 5:22
 @-Two overtimes; Arizona State scored 29 consecutive second-half points to force overtime
 **-USC's first-ever last place finish in conference play

2001

Coach: Pete Carroll
 Captains: Charlie Landrigan, Troy Polamalu, Antuan Simmons

Sept. 1	WSan Jose State.....	21-10	H....	45,568
Sept. 8	LKansas State.....12	6-10	H....	69,959
Sept. 22	LOregon (N)(0:12).....7	22-24	A....	c45,765
Sept. 29	LStanford.....	16-21	H....	53,962
Oct. 6	LWashington (0:00).....11	24-27	A....	c72,946
Oct. 13	WArizona State.....	48-17	H....	43,508
Oct. 20	LNotre Dame.....	16-27*	A....	c80,795
Oct. 27	WArizona (1:50).....	41-34	A....	46,399
Nov. 3	WOregon State (HC).....	16-13+	H....	44,880
Nov. 10	WCalifornia (R).....	55-146	A....	33,506
Nov. 17	WUCLA.....20	27-0	H....	88,588
		(6-5, 5-3, 5th)	292-197		625,876

LAS VEGAS BOWL

Dec. 25	LUtah.....	6-10	N1..	22,385
		(6-6)	298-207		648,261

N1-Sam Boyd Stadium, Las Vegas, Nevada
 *-75th anniversary of USC-Notre Dame series
 +-One overtime
 6-Ended USC's streak of 48 consecutive live football telecasts
 Note: This was the first season that USC lost 5 games by 5 points or less and the first season it lost twice in the final 12 seconds

2002

Coach: Pete Carroll
 Captains: Carson Palmer, Troy Polamalu

Sept. 2	W	.18.Auburn (N) (1:26).....	24-17*	H....	63,269
Sept. 14	W	.17.Colorado.....18	40-3	A....	c53,119
Sept. 21	L	.11.Kansas State (N).....25	20-276	A....	49,276
Sept. 28	W	.18.Oregon State.....23	22-0	H....	56,417
Oct. 5	L	.18.Washington State.(WS-1:50)17	27-30+	A....	c36,861
Oct. 12	W	.20.California.....	30-28%	H....	63,113
Oct. 19	W	.19.Washington.....22	41-21#	H....	52,961
Oct. 26	W	.15.Oregon.....14	44-33@	A....	56,754
Nov. 9	W	.10.Stanford.....	49-17	A....	44,950
Nov. 16	W	.8.Arizona State (HC).....	34-13	H....	73,923
Nov. 23	W	.7.UCLA.....25	52-21	A....	c91,084
Nov. 30	W	.6.Notre Dame (N).....7	44-13**	H....	c91,432
		(10-2, 7-1, 1stT^)	427-223		733,159

ORANGE BOWL

Jan. 2	W	.5.Iowa (N).....3	38-17++	N1..	c75,971
		(11-2)	465-240		809,130

N1-Pro Player Stadium, Miami, Florida
 *-USC unveiled new jerseys, similar to those worn from 1958 to 1969 (a single crescent stripe on each shoulder and numbers on the sleeve)
 6-Terence Newman scored the first-ever defensive extra point against USC
 +-One overtime; USC's 300th game on live television
 %-Trailing 21-3, USC scored 27 unanswered points
 #-Tied at 7-7, USC scored 27 unanswered points
 @-Trailing 19-14 at halftime, USC scored 30 unanswered points; It was the largest crowd to see a football game in Oregon
 **-USC's 610 yards of total offense, and Carson Palmer's 425 passing yards and 4 TD passes, were the most ever allowed by Notre Dame; Trailing 13-10, USC scored 34 unanswered points; USC's 62-point margin of victory over UCLA and Notre Dame were its most ever in a season
 ^-Washington State received Rose Bowl bid by virtue of its victory over USC; USC received first-ever Bowl Championship Series bid
 ++-USC's first win in Florida in 5 tries; Trailing 10-7, USC scored 31 unanswered points
 Note: USC scored at least 30 points in its last 8 games (the first time in USC history)
 USC faced 9 AP-ranked teams, the most USC ever faced in a season.
 USC players wore a gold football-shaped decal on their helmets reading "Goux" in memory of legendary assistant coach Marv Goux, who passed away in July of 2002

2003

Coach: Pete Carroll
 Captains: Keary Colbert, Melvin Simmons

Aug. 30	W	.8.Auburn (N).....6	23-0*	A...	c86,063
Sept. 6	W	.4.BYU (N).....	35-18	H....	75,315
Sept. 13	W	.4.Hawaii.....	61-32	H....	73,654
Sept. 27	L	.3.California (U) (SC-0:16)..	31-34+	A....	51,208
Oct. 4	W	.10.Arizona State.....	37-176	A....	56,527
Oct. 11	W	.9.Stanford (N).....	44-21**	H....	68,341
Oct. 18	W	.5.Notre Dame.....	45-14%	A....	c80,795
Oct. 25	W	.5.Washington.....	43-23	A....	c72,015
Nov. 1	W	.3.Washington State (HC).6	43-16	H....	82,478
Nov. 15	W	.2.Arizona (N).....	45-0^	A....	39,201
Nov. 22	W	.2.UCLA.....	47-22	H....	c93,172
Dec. 6	W	.2.Oregon State.....	52-28	H....	73,864
		(11-1, 7-1, 1st)	506-225		852,633

ROSE BOWL

Jan. 1	W	.1.Michigan.....4	28-14	N1..	c93,849
		(12-1)	534-239		946,482

USC won national championship
 N1-Rose Bowl, Pasadena, California
 *-Worst season-opening loss in Auburn history
 +-Three overtimes; Cal's first win over a Top 5 team since 1975
 6-Trailing 17-10 just after halftime, USC scored 27 unanswered points
 **-USC's 700th victory
 %-75th USC-Notre Dame game; Most points scored by a team in South Bend since 1960; USC scored game's final 31 points
 ^-Arizona's first shutout in 146 games
 Note: USC players wore a football-shaped sticker on their helmets with "54" inside in gold lettering in memory of Drean Rucker, an incoming freshman linebacker who drowned in July of 2003



ALL-TIME USC RECORD

2004

Coach: Pete Carroll

Captains: Shaun Cody, Matt Grootegoed, Matt Leinart

Aug. 28	W	..1.Virginia Tech (N).....	24-13!	N1...	c91,665
Sept. 11	W	..1.Colorado State (N).....	49-0	H....	85,521
Sept. 18	W	..1.BYU (N).....	42-10	A....	63,467
Sept. 25	W	..1.Stanford (6:15).....	31-28	A....	55,750
Oct. 9	W	..1.California.....7	23-17B	H....	c90,008
Oct. 16	W	..1.Arizona State.....15	45-7+	H....	c90,211
Oct. 23	W	..1.Washington.....	38-0%	H....	72,855
Oct. 30	W	..1.Washington State (Cold)	42-12#	A....	c35,117
Nov. 6	W	..1.Oregon State (N)(Fog)(Cold)	28-20@	A....	c36,412
Nov. 13	W	..1.Arizona (N)(HC).....	49-9\$	H....	80,167
Nov. 27	W	..1.Notre Dame (N)(R).....	41-10**	H....	c92,611
Dec. 4	W*	..1.UCLA.....	29-24	A....	c88,442

(11*-0, 7*-0, --*)

ORANGE BOWL

Jan. 4	W*	..1.Oklahoma (N).....2	55-19=	N2...	c77,912
		(11*-0)	496-169		960,138

USC won national championship

N1-FedEx Field, Landover, Maryland

N2-Pro Player Stadium, Miami, Florida

!-Black Coaches Association Football Classic

@-ESPN's "College GameDay" pre-game show made its first visit to the Coliseum

+The 50 millionth fan (Jim Farrell of Long Beach) to see a USC football game, home and away, came through the gates

%-Ended Washington's national-best active streak of consecutive games without being shut out at 271

#-First time that a No. 1 team visited Martin Stadium

@-After trailing 13-0 in second quarter, USC scored the next 28 points

\$-Pac-10 record 15th consecutive Pac-10 home victory

**-USC's school-record 21st consecutive home victory; trailing 10-3, USC scored final 38 points; ESPN's "College GameDay" pre-game show was at the Coliseum

--BCS Championship Game; trailing 7-0, USC scored next 28 points; first time that a pair of Heisman Trophy winners (Matt Leinart and Jason White) faced each other in a game (4 of the 2004 Heisman finalists were in the game); USC became just second team to hold AP No. 1 ranking from pre-season through the bowl and 10th team to win consecutive AP national championships; USC record 13th win in a season; school-record eighth season win by 30-plus points; school record seventh night game in a season

*Not including 2 overall wins, 1 regular season win and Pac-10 title vacated due to NCAA penalty (original record: 13-0 overall, 12-0 regular season, 8-0 Pac-10)

2005

Coach: Pete Carroll

Captains: Darnell Bing, Reggie Bush*, Matt Leinart, Dallas Sartz

Sept. 3	W*	..1.Hawaii.....	63-17	A....	c50,000
Sept. 17	W*	..1.Arkansas (N).....	70-17B	H....	90,411
Sept. 24	W*	..1.Oregon.....24	45-13+	A....	c59,129
Oct. 1	W*	..1.Arizona State [3:44]..14	38-28!%	A....	c71,706
Oct. 8	W*	..1.Arizona.....	42-21	H....	90,221
Oct. 15	W*	..1.Notre Dame [0:03].....9	34-31!#	A....	c80,795
Oct. 22	W*	..1.Washington.....	51-24	A....	64,036
Oct. 29	W*	..1.Washington State (HC)..	55-13@	H....	c92,021
Nov. 5	W*	..1.Stanford (N).....	51-21	H....	c92,212
Nov. 12	W*	..1.California.....	35-10	A....	c72,981
Nov. 19	W*	..1.Fresno State (N)[6:22]..16	50-42	H....	c90,007
Dec. 3	W*	..1.UCLA.....11	66-19!\$	H....	c92,000

(0*-0, 0*-0, --*)

ROSE BOWL

Jan. 4	L*	..1.Texas (N) [0:19].....2	38-41!=	N1...	c93,986
		(0*-0*)	638-297		1,039,565

N1-Rose Bowl, Pasadena, California

@-Most points allowed by Arkansas since 1918; most total yards (736) ever allowed by Arkansas

+Trailing 13-0 late in the first half, USC scored 45 unanswered points

!-ESPN's "College GameDay" pre-game show on site

%-USC's Pac-10 record 26th consecutive victory; trailing 21-3 at halftime, USC scored 21 unanswered points (and 35 of the final 42 points)

#-USC's school-record 13th road win in a row

@-USC's school-record 20th consecutive Pac-10 win; head coach Pete Carroll's 50th USC win; most total yards (745) ever allowed by Washington State

\$-USC's Pac-10 record 23rd straight Pac-10 win; USC's Pac-10 record 27th consecutive home win; USC's NCAA record 16th win in a row over an AP Top 25 team; USC record for home game (4) and regular season (9) sellouts

--BCS Championship Game; ended USC's Pac-10 record 34-game win streak, its NCAA-record 16-game win streak over AP Top 25 teams and its 16-game non-conference game win streak; USC's first loss in 6 bowl appearances when ranked No. 1; first time a team fielded a pair of Heisman Trophy winners in a game (USC's Reggie Bush and Matt Leinart); highest rated college telecast (35.6 million viewers) since 1987 Fiesta Bowl; school record for overall season sellouts (10)

*Not including 12 wins, 1 loss and Pac-10 title vacated due to NCAA penalty (original record: 12-1 overall, 12-0 regular season, 8-0 Pac-10); Bush's participation later vacated due to NCAA penalty

2006

Coach: Pete Carroll

Captains: John David Booty, Ryan Kalil, Oscar Lua, Dallas Sartz

Sept. 2	W	..6.Arkansas (N).....	50-14B	A....	c76,564
Sept. 16	W	..4.Nebraska (N).....19	28-10*	H....	c92,000
Sept. 23	W	..3.Arizona (N).....	20-3	A....	c58,501
Sept. 30	W	..3.Washington State.....	28-22	A....	c35,117
Oct. 7	W	..3.Washington.....	26-20	H....	c90,282
Oct. 14	W	..3.Arizona State (N)[4:26]	28-21	H....	c91,126
Oct. 28	L	..3.Oregon State (U).....	31-33+	A....	42,871
Nov. 4	W	..9.Stanford.....	42-0	A....	49,371
Nov. 11	W	..7.Oregon (N)(HC).....21	35-10	H....	c92,000
Nov. 18	W	..4.California (N).....17	23-9**	H....	c91,672
Nov. 25	W	..3.Notre Dame (N).....6	44-24*	H....	c91,800
Dec. 2	L	..2.UCLA (U).....	9-13#	A....	c90,622

(10-2, 7-2, 1stT@)

ROSE BOWL

Jan. 1	W	..8.Michigan.....3	32-18^	N1...	c93,852
		(11-2)	396-197		995,778

N1-Rose Bowl, Pasadena, California

@-Most points scored on Arkansas in Fayetteville since 1919

*-ESPN's "College GameDay" pre-game show on site

+USC scored touchdown with 7 seconds left, but 2-point conversion try failed; snapped USC's Pac-10 record for consecutive Pac-10 wins (27) and school records for consecutive road (18) and Pac-10 road (13) wins and consecutive sellouts (12)

**-First night game against California

#-Snapped USC's NCAA-record streak of 63 consecutive 20-point games; loss knocked USC out of the BCS Championship Game

^-USC record 11th sellout crowd of the season

@-USC received Rose Bowl bid by virtue of its victory over California

2007

Coach: Pete Carroll

Captains: Sam Baker, John David Booty, Lawrence Jackson, Keith Rivers

Sept. 1	W	..1.Idaho (N).....	38-10!	H....	90,917
Sept. 15	W	..1.Nebraska (N).....14	49-31B*	A....	c84,959
Sept. 22	W	..1.Washington State (N)...	47-14	H....	86,876
Sept. 29	W	..1.Washington (N).....	27-24+	A....	68,654
Oct. 6	L	..2.Stanford (U)[0:49].....	23-24%	H....	85,125
Oct. 13	W	..10.Arizona.....	20-13#	H....	c84,671
Oct. 20	W	..13.Notre Dame.....	38-0^	A....	c80,795
Oct. 27	L	..9.Oregon.....5	17-24	A....	c59,277
Nov. 3	W	..13.Oregon State (N)(HC).....	24-3\$	H....	c85,713
Nov. 10	W	..12.California (N)(R)[7:38]..24	24-17**	A....	c72,516
Nov. 22Th	W	..11.Arizona State (N).....7	44-24	A....	c71,706
Dec. 1	W	..8.UCLA.....	24-7	H....	c91,553

(10-2, 7-2, 1stT@)

ROSE BOWL

Jan. 1	W	..6.Illinois.....13	49-17=*N1...	c93,923
		(11-2)	424-208	1,056,685

N1-Rose Bowl, Pasadena, California

!-USC honored late kicker Mario Danelo by lining up just 10 men, without a placekicker, for the PAT try after the first Trojan touchdown

@-Most points Nebraska allowed at home since 1945

*-ESPN's "College GameDay" pre-game show on site

+USC's first night game against Washington in Seattle

%-Snapped USC's 35-game home winning streak and 24-game Pac-10 home winning streak (both Pac-10 records)

#-USC scored game's final 10 points in fourth quarter

^-Most decisive USC win in series history; USC's first shutout in South Bend since 1933; Notre Dame's worst home loss since 1956

\$-USC's 750th win; largest crowd to see a USC-Oregon State game

**-USC's first night game in Berkeley

--Equalled most points scored in the Rose Bowl; largest Rose Bowl victory margin since 1984; gave USC an NCAA record 6 consecutive 11-win seasons

@-USC received Rose Bowl bid by virtue of its victory over Arizona State



2008

Coach: Pete Carroll

Captains: Jeff Byers, Brian Cushing, Kevin Ellison, Mark Sanchez

Aug. 30	W	.3.Virginia	52-7!	A....	c64,947
Sept. 13	W	.1.Ohio State (N)	35-3*	H....	c93,607
Sept. 25	L	.1.Oregon State (N)(U)	21-27+	A....	42,839
Oct. 4	W	.9.Oregon (N)	44-106	H....	c82,765
Oct. 11	W	.8.Arizona State	28-0%	H....	c84,956
Oct. 18	W	.6.Washington State	69-0#	A....	25,118
Oct. 25	W	.6.Arizona (N)	17-10^	A....	c57,427
Nov. 1	W	.7.Washington (HC)	56-0\$	H....	80,216
Nov. 8	W	.7.California (N)	17-3	H....	c88,523
Nov. 15	W	.6.Stanford	45-23~	A....	c50,425
Nov. 29	W	.5.Notre Dame (N)	38-3**	H....	c90,689
Dec. 6	W	.5.UCLA	28-7@	A....	87,790
		(11-1, 8-1, 1st)	450-93		849,302

ROSE BOWL

Jan. 1	W	.5.Penn State	38-24=	N1...	c93,293
		(12-1)	488-117		942,595

N1-Rose Bowl, Pasadena, California

!-USC scored game's final 31 points

*-ESPN's "College GameDay" pre-game show on site; USC scored game's final 35 points

+ -Snapped USC's 15-game September winning streak

6-USC scored game's final 41 points

%-USC's 400th Coliseum victory

#-USC's first back-to-back shutouts since 1971; USC's most decisive shutout since 1931; Washington State's most decisive loss ever; Snapped Washington State's 280-game scoring streak; USC's 400th Pac-10 victory

^-Arizona's second-quarter field goal snapped USC's streak of scoreless quarters at 11

\$-USC's most points and biggest victory margin ever versus Washington

~-First capacity crowd at new Stanford Stadium

**-Notre Dame did not get a first down until final play of third quarter

@-Both USC and UCLA wore their home jerseys in the game for first time since 1982. Per an NCAA football rule, because USC was not in its white road jerseys, it was charged with a time out at the opening kickoff. UCLA responded by calling a time out immediately after to even things up.

--USC became first team to win 3 straight Rose Bowls; Penn State head coach Joe Paterno coached from press box after having hip surgery

2009

Coach: Pete Carroll

Captains: Jeff Byers, Taylor Mays, Josh Pinkard, Damian Williams

Sept. 5	W	.4.San Jose State	56-3*	H....	84,325
Sept. 12	W	.3.Ohio State (N)(1:05)	18-15+	A....	c106,033
Sept. 19	L	.3.Washington (U)(0:03)	13-16	A....	61,889
Sept. 26	W	.12.Washington State (N)	27-6	H....	75,216
Oct. 3	W	.7.California (N)	30-3%	A....	c71,799
Oct. 17	W	.6.Notre Dame	34-27#	A....	c80,795
Oct. 24	W	.4.Oregon State (N)	42-366	H....	c89,718
Oct. 31	L	.4.Oregon (N)	20-47~	A....	c59,592
Nov. 7	W	.12.Arizona State (N)	14-9=	A....	55,282
Nov. 14	L	.11.Stanford (HC)(U)	21-55**	H....	90,071
Nov. 28	W	.24.UCLA (N)	28-7\$	H....	85,713
Dec. 5	L	.20.Arizona (3:14)	17-21	H....	83,753
		(8-4, 5-4, 5thT)	320-245		944,186

EMERALD BOWL

Dec. 26	WBoston College (N)	24-13!	N1...	c40,121
		(9-4)	344-258		984,307

N1-AT&T Park, San Francisco, California

*-There was a pre-game midfield handshake between both team's starters, as promoted by the American Football Coaches Association

+ -Ohio Stadium record crowd; ESPN showed the game in 3D in select nationwide theaters

%-First time since 1998 that California was held without touchdown at home

#-USC joined Michigan and Michigan State as the only schools to beat Notre Dame 8 consecutive times

6-Largest crowd to see a USC-Oregon State game; Oregon State's most points against USC since 1914

~-Oregon's most points ever against USC; Autzen Stadium and state of Oregon record crowd; ESPN's "College GameDay" pre-game show on site

--USC's 100th consecutive game ranked in the AP Top 25

**--Most points ever scored against USC; USC's worst Homecoming loss

\$-USC's 600th conference game; the 7 p.m. start was the second latest in the series (behind 1945's 8:30 p.m. start)

!-USC's first game in San Francisco since 1943; both teams shared the same sideline because of the field's configuration in the baseball stadium

2010

Coach: Lane Kiffin

Captains: Matt Barkley, Stanley Havili, Michael Morgan, Malcolm Smith, Shareece Wright

Sept. 2	W	.14.Hawaii (N)	49-36	A....	44,204
Sept. 11	W	.16.Virginia (N)	17-14	H....	81,375
Sept. 18	W	.20.Minnesota	32-21	A....	50,442
Sept. 25	W	.20.Washington State	50-16	A....	24,310
Oct. 2	L	.18.Washington (N)(U)(0:00)	31-32*	H....	82,796
Oct. 9	LStanford (N)(0:00)	35-37**	A....	c51,607
Oct. 16	WCalifornia	48-14	H....	72,386
Oct. 30	L	.24.Oregon (N)(HC)	32-53~	H....	88,726
Nov. 6	WArizona State (N)(3:06)	34-33#	H....	68,744
Nov. 13	WArizona (N)	24-21+	A....	54,722
Nov. 20	L	.20.Oregon State (N)(Cold)	7-36	A....	44,969
Nov. 27	LNotre Dame (N)(Cold)(R)(2:23)	16-20^	H....	85,417
Dec. 4	WUCLA (N)	28-14\$	A....	71,105
		(8-5, 5-4, 3rdT)	403-347		820,803

USC banned from post-season bowls because of NCAA penalty

*-Snapped USC's school-record 32-game winning streak in home night games

**--First season that USC lost twice on game's final play of regulation; school record 112th consecutive USC game on live television; record crowd in renovated Stanford Stadium

~-Oregon scored game's final 24 points; Oregon's most points against USC in Los Angeles; ESPN's "College GameDay" pre-game show on site

#-USC's most points scored in a 1-point win

+ - First season that 5 USC games decided by 3 or less points

^- Snapped USC's 19-game non-conference game winning streak (1 shy of school record) and 15-game non-conference home game winning streak; first time since 1941 (and second time ever) that both teams had new head coaches; first season that 6 USC games decided by 4 or less points

\$-The 7:30 p.m. start was the second latest in the series (behind 1945's 8:30 p.m. start); first USC-UCLA night game in Pasadena; first USC season with 10 night games

2011

Coach: Lane Kiffin

Captains: Matt Barkley, Rhett Ellison, T.J. McDonald, Christian Tupou

Sept. 3	W	.25.Minnesota	19-17*	H....	68,273
Sept. 10	WUtah	23-14**	H....	73,821
Sept. 17	WSyracuse (N)	38-17~	H....	65,873
Sept. 24	L	.23.Arizona State (N)	22-43#	A....	61,495
Oct. 1	WArizona	48-41^	H....	63,707
Oct. 13	WCalifornia (N)	30-9	A##..	44,043
Oct. 22	WNotre Dame (N)(U)	31-17\$	A....	c80,795
Oct. 29	L	.20.Stanford (N)(ST-0:38)	48-56+	H....	c93,607
Nov. 4	W	.21.Colorado (N)(Cold)	42-17=	A....	50,083
Nov. 12	W	.18.Washington.....(HC)	40-17	H....	64,756
Nov. 19	W	.18.Oregon (N)(Cold)(U)	38-356	A....	c59,933
Nov. 26	W	.10.UCLA (N)	50-0!	H....	c93,607
		(10-2, 7-2, 1st South)	429-283		819,993

USC banned from Pac-12 Championship Game and post-season bowls because of NCAA penalty

*-40-foot by 150-foot high-definition video board was unveiled on Coliseum's west rim (the second largest board in college football)

**--First-ever Pac-12 football game (a ceremonial ball signed by league's coaches was presented to Pac-12 commissioner Larry Scott at midfield prior to kickoff); with USC leading 17-14, Matt Kalil blocked Utah field goal attempt and Torin Harris returned it 68 yards to end zone as time ran out (Trojans were penalized when players on their bench ran onto field in celebration during Harris' return, but deadball penalty was negated by rule because time had expired; most game observers left the contest believing final TD did not count because officials never signaled a touchdown, however, 2 hours after game the Pac-12 clarified that the TD counted and final score was updated to 23-14)

~-Syracuse's first game against USC in Coliseum since 1924 and first time a current Big East school played USC in Coliseum since 1965

#-Arizona State scored game's final 22 points

^-First time that opponents scored at least 40 points in consecutive games against USC

##--California home games in 2011 were played at San Francisco's AT&T Park while Memorial Stadium in Berkeley was being renovated

\$-USC's school-record 14th consecutive non-conference road win; first time a 5-1 USC team was unranked; first USC night game in South Bend (and first Notre Dame home night game since 1990); series' latest kickoff (7:30 p.m.); Lane Kiffin became first USC head coach to win his first away game against Notre Dame

+ -Three overtimes; highest scoring game in USC history (and most opponent points against USC)

=-USC's first Friday game since 1999; Colorado's first Friday home game

6-Snapped Oregon's winning streaks of 21 home games, 19 league games and 9 overall games

!-UCLA wore all-white uniforms and helmets for first time



ALL-TIME USC RECORD

2012

Coach: Lane Kiffin

Captains: Matt Barkley, Khaled Holmes, T.J. McDonald, Nickell Robey

Sept. 1	W	.1.Hawaii.....	49-10*	H....	c93,607
Sept. 8	W	.2.Syracuse.....	42-29**	N1....	39,507
Sept. 15	L	.2.Stanford (U)[10:20].21	14-21	A....	c50,360
Sept. 22	W	.13.California (Hot).....	27-9~	H....	83,421
Oct. 4	W	.13.Utah (N).....	38-28	A#..	c46,037
Oct. 13	W	.11.Washington.....	24-14	A##.	66,202
Oct. 20	W	.11.Colorado.....	50-6\$	H....	83,274
Oct. 27	L	.10.Arizona (U).....	36-39	A....	47,822
Nov. 3	L	.18.Oregon.....2	51-62+	H....	c93,607
Nov. 10	W	.21.Arizona State (HC)...	38-17=	H....	80,154
Nov. 17	L	.21.UCLA (R).....17	28-38	A....	83,277
Nov. 24	LNotre Dame (N).....1	13-22\$	H....	c93,607
		(7-5, 5-4, 2ndT South)	417-316		860875
SUN BOWL					
Dec. 31	LGeorgia Tech (U)[Cold](Wind)	7-21	N2....	47,922
		(7-6)	417-316		908,797

N1-MetLife Stadium, East Rutherford, New Jersey

N2-Sun Bowl, El Paso, Texas

*-Fans could take rail service to Coliseum for first time since 1953; USC's first game on FOX; Hawaii's Norm Chow, the former USC assistant coach, was making his career head coaching debut

**-Inaugural New York's College Classic; Game delayed for 70 minutes at halftime because of severe weather and lightning in area

~100th meeting between schools; USC's first game on Pac-12 Networks

#-USC's first visit to Salt Lake City since 1917

##-Washington home games in 2012 were played at Seattle's CenturyLink Field while Husky Stadium underwent renovations; USC set school record for consecutive games without being shut out [187]

\$-Stanley Cup won by Los Angeles Kings in 2012 was displayed on field

+Third highest scoring game ever between AP ranked teams

=-Noon kickoff was earliest for a USC home game since 1998 Purdue (11:30 a.m.); USC scored game's final 24 points; USC's 800th victory

6-Notre Dame later vacated win due to NCAA penalty; ESPN's "College GameDay" pre-game show on site

!-Game played in 20 mph gusts; Georgia Tech needed NCAA waiver to qualify for bowl because of sub-.500 record; USC became first AP pre-season No. 1 team ever to end up with 6 losses and first to finish unranked since 1964

2013

Coaches: Lane Kiffin, Ed Orgeron, Clay Helton*

Captains: Devon Kennard, Marqise Lee, Marcus Martin, Hayes Pullard

Aug. 29	W	.24.Hawaii (N).....	30-13**	A....	39,058
Sept. 7	L	.25.Washington State (N)(U)[3:03]	7-10~	H....	77,823
Sept. 14	WBoston College.....	35-7	H....	62,006
Sept. 21	WUtah State (13:35)..	17-14	H....	63,482
Sept. 28	LArizona State (N)....	41-62*	A....	64,987
Oct. 10#	WArizona (N).....	38-31*	H....	64,215
Oct. 19	LNotre Dame (N)[Cold]	10-14\$	A....	c80,795
Oct. 26	WUtah.....	19-3	H....	64,715
Nov. 1	WOregon State (N)....	31-14	A....	45,379
Nov. 9	WCalifornia.....	62-28	A+....	49,199
Nov. 16	WStanford (N)[HC][0:19].5	20-17\$	H....	c93,607
Nov. 23	W	.23.Colorado (N)[Cold]..	47-29!	A....	36,005
Nov. 30	L	.23.UCLA (N).....22	14-35	H....	86,037
		(9-4, 6-3, 2ndT South)	371-277		827,308
LAS VEGAS BOWL					
Dec. 21	WFresno State.....21	45-20*	N1....	c42,178
		(10-4)	416-297		869,486

N1-Sam Boyd Stadium, Las Vegas, Nevada

*Kiffin was fired after first 5 games, Orgeron served as interim head coach for next 8 games before resigning and Helton was interim head coach for bowl game (Steve Sarkisian was named head coach on Dec. 2, but watched bowl game from press box)

**-First USC game on CBS Sports Network; start of USC's 125th anniversary of athletics year-long celebration

~First USC game on FOX Sports 1; 90th anniversary of USC's first season playing football in the Coliseum; first USC game in Coliseum since an agreement allowed USC to operate and renovate the stadium

#-USC's first non-holiday Thursday game in the Coliseum

\$-Notre Dame later vacated win due to NCAA penalty; just the second USC-Notre Dame night game in South Bend; the 7:30 p.m. start equaled the latest kickoff in series history (with 2011)

+USC's first visit to Cal's renovated Memorial Stadium, which re-opened in 2012

6-ESPN's "College GameDay" pre-game show emanated from USC campus (McCarthy Quad) rather than Exposition Park; fans stormed the field at game's conclusion

!-29-degree temperature at kickoff equaled the second coldest game in USC history [20 degrees at Notre Dame in 1957, 29 degrees at Notre Dame in 1949-52-59]; latest date that any Pacific time zone team visited Boulder

2014

Coach: Steve Sarkisian

Captains: Nelson Agholor, Cody Kessler, Hayes Pullard, Max Tuerk, Leonard Williams

Aug. 30	W	.15.Fresno State.....	52-13*	H....	76,037
Sept. 6	W	.14.Stanford [2:30].13	13-10**	A....	c50,814
Sept. 13	L	.9.Boston College (N)(U)	31-37	A....	41,632
Sept. 27	W	.18.Oregon State (N)...	35-10	H....	74,521
Oct. 4	L	.16.Arizona State (U)[Hot][0:00]	34-38~	H....	70,115
Oct. 11	WArizona (N).....10	28-26#	A....	c56,754
Oct. 18	W	.22.Colorado (HC).....	56-28	H....	74,756
Oct. 25	L	.20.Utah (N)[0:08]...19	21-24	A....	c47,619
Nov. 1	WWashington State (R)[Cold][Fog]	44-17	A....	25,012
Nov. 13	WCalifornia (N).....	38-30\$	H....	64,615
Nov. 22	L	.24.UCLA (N).....11	20-38	A....	82,431
Nov. 29	WNotre Dame.....	49-14+	H....	79,586
		(8-4, 6-3, 2ndT South)	421-285		743,892
HOLIDAY BOWL					
Dec. 27	W	.24.Nebraska (N)....25	45-42	N1....	55,789
		(9-4)	466-327		799,681

N1-Qualcomm Stadium, San Diego, California

*-First time since 1916-17 that USC faced same opponent in consecutive games; most points and largest victory margin in a USC coaching debut since Howard Jones in 1925

**-Snapped Stanford's 17-game home winning streak; second consecutive year that USC beat Stanford on a late field goal by Andre Heidari.

~-Only the second time ever that USC lost a regulation game on a TD at the gun; the winning TD came on a 46-yard Hail Mary pass

#-USC's 800th victory after subtracting 14 wins vacated by NCAA penalty

\$-USC's second non-holiday Thursday game in the Coliseum

+USC's 1,200th game

Note: USC players wore a decal with a "Z" on the back of their helmets in honor of late Trojan Olympic distance runner and World War II hero Louis Zamperini, who died in the summer of 2014

2015

Coaches: Steve Sarkisian, Clay Helton*

Captains: Su'a Cravens, Cody Kessler, Anthony Sarao, Max Tuerk, Antwaun Woods

Sept. 5	W	.8.Arkansas State (N)	55-6	H....	79,809
Sept. 12	W	.8.Idaho (N) (Hot)....	59-9	H....	72,422
Sept. 19	L	.6.Stanford (N)(U)....	31-41	H....	78,306
Sept. 26	W	.19.Arizona State (N) (Hot)	42-14	A....	61,904
Oct. 8	L	.17.Washington (N)(U).	12-17*\$	H....	63,623
Oct. 17	LNotre Dame (N) [Cold].14	31-41*+	A....	c80,795
Oct. 24	WUtah.....3	42-24~	H....	73,435
Oct. 31	WCalifornia.....	27-21	A....	52,060
Nov. 7	WArizona (N)[HC]....	38-30	A....	76,309
Nov. 13#	WColorado (N)[Cold]..	27-24	A....	37,905
Nov. 21	L	.22.Oregon [Cold]...23	28-48**	A....	c59,094
Nov. 28	WUCLA.....22	40-21	H....	83,602
		(8-4, 6-3, 1stT South)	432-296		819,264
PAC-12 CHAMPIONSHIP GAME					
Dec. 5	L	.24.Stanford.....7	22-41*!	N1....	58,476
HOLIDAY BOWL					
Dec. 30	LWisconsin (N)[2:27].23	21-23	N2....	48,329
		(8-6)	475-360		926,069

N1-Levi's Stadium, Santa Clara, California

N2-Qualcomm Stadium, San Diego, California

*-Sarkisian was fired after first 5 games (for "conduct not up to the standards of a USC head coach"), Helton served as interim head coach for next 7 games before being named permanent head coach for last 2 games

\$-USC's third non-holiday Thursday game in the Coliseum

+Notre Dame scored game's final 17 points, all in fourth quarter; USC AD Pat Haden was taken from the sideline during pre-game while feeling lightheaded, but checked out okay after exam by team doctors and visiting a local hospital

~-First time an AP unranked USC team beat an AP Top-3 team since 1975

#-USC's first-ever game on Friday the 13th

**-USC players entered field carrying U.S. and French flags and wore stickers of both countries' flags on back of their helmets in honor of victims of recent Paris terrorist attacks

!-USC went to Pac-12 Championship Game by virtue of its win over Utah; No game program was printed, marking the first time since the last 2 games of 1935 (in Hawaii) there was no game program for a USC game

Note: Pac-12 Conference's 100th anniversary season



2016

Coach: Clay Helton

Captains: Zach Banner, Max Browne, Michael Hutchings, Adoree' Jackson

Sept. 3	L	.20.Alabama (N).....1	6-52	N1....	c81,359
Sept. 10	WUtah State (11 a.m.)	45-7*	H....	62,487
Sept. 17	LStanford (N).....7	10-27	A....	48,763
Sept. 23	LUtah (N)(Cold)(0:16).24	27-31	A....	c46,133
Oct. 1	WArizona State (N)....	41-20+	H....	71,214
Oct. 8	WColorado (Hot)....21	21-17	H....	68,302
Oct. 15	WArizona (Hot).....	48-14	A....	c55,463
Oct. 27	WCalifornia (N).....	45-24\$	H....	61,725
Nov. 5	WOregon (HC).....	45-20	H....	74,625
Nov. 12	WWashington (U)....4	26-13\$	A....	c72,364
Nov. 19	WUCLA (N).....	36-14#	A....	71,137
Nov. 26	WNotre Dame (R)....	45-27	H....	72,402
		(9-3, 7-2, 2nd South@)	395-266		700,364

ROSE BOWL

Jan. 2	W	..9.Penn State (0:00).5	52-49-6N2....	c95,128
		(10-3)	447-315	795,492

N1-AT&T Stadium, Arlington, Texas

N2-Rose Bowl, Pasadena, California

*-The 11 a.m. kickoff was the earliest for a USC home game since at least the early 1950s

+-USC's 600th game in the Coliseum

\$-USC's fourth non-holiday Thursday game in the Coliseum

6-ESPN's "College GameDay" pre-game show on site

#-USC scored the game's final 29 points

--USC overcame 14-point mid-fourth quarter deficit; then-highest scoring Rose Bowl in history

@USC selected by College Football Playoff committee to play in Rose Bowl over Colorado, which finished first in the Pac-12 South, but lost to Washington in the Pac-12 Championship Game, and lost to USC during the regular season

2017

Coach: Clay Helton

Captains: Sam Darnold, Chris Hawkins, Uchenna Nwosu, Cameron Smith

Sept. 2	W	..4.Western Michigan (Hot).	49-31*^	H....	61,125
Sept. 9	W	..6.Stanford (N).....14	42-24	H....	77,614
Sept. 16	W	..4.Texas (N) (USC-0:00)	27-24+	H....	84,714
Sept. 23	W	..5.California.....	30-20	A....	46,747
Sept. 29	L	..5.Washington State (N)(U)(1:40).16	27-30	A....	c33,773
Oct. 7	W	..14.Oregon State (Hot).	38-10*	H....	60,314
Oct. 14	W	..13.Utah (N) (4:54).....	28-27~	H....	72,382
Oct. 21	L	..11.Notre Dame (N)....13	14-49	A....	c77,622
Oct. 28	W	..21.Arizona State (N)..	48-17	A....	53,446
Nov. 4	W	..17.Arizona (N)(HC)(5:37)..23	49-35	H....	70,225
Nov. 11	W	..15.Colorado.....	38-24	A....	49,337
Nov. 18	W	..12.UCLA (N).....	28-23	H....	82,407
		(10-2, 8-1, 1st South)	418-316		788,886

PAC-12 CHAMPIONSHIP GAME

Dec. 1	W	..11.Stanford (N).....14	31-26#	N1....	48,031
--------	---	--------------------------	--------	--------	--------

COTTON BOWL

Dec. 29	L	..8.Ohio State (N)....5	7-24%	N2....	c48,329
		(11-3)	456-366		885,246

N1-Levi's Stadium, Santa Clara, California

N2-AT&T Stadium, Arlington, Texas

*-Blind snapper Jake Olson snapped on USC's final PAT

^100 degrees mid-game; Traveler IX made debut

+Two overtimes

--Utah scored with 0:42 left, but 2-point conversion attempt failed

#-First Pac-12 Championship Game win by South Division team

%USC played in Cotton Bowl because Rose Bowl served as a College Football Playoff semifinal; USC's third Friday game of 2017 (along with Washington State and Stanford in Pac-12 Championship Game)

Note: USC's 125th team

Scoring Values

Seasons	Touchdown	Field Goal	Extra Point
1888-1897	4 points	5 points	2 points
1898-1903	5 points	5 points	1 point
1904-1908	5 points	4 points	1 point
1909-1911	5 points	3 points	1 point
1912-1957	6 points	3 points	1 point
1958-present	6 points	3 points	1 point/kick 2 points/run or pass (defense, 1988-present)

Safety worth 2 points in all seasons

2018

Coach: Clay Helton

Captains: Porter Gustin, Toa Lobendahn, Cameron Smith, Marvell Tell III

Sept. 1	W	..15.UNLV.....	43-21*	H....	58,708
Sept. 8	L	..17.Stanford (N).....10	3-17^	A....	42,856
Sept. 15	L	..22.Texas (N).....	14-37~	A....	c103,507
Sept. 21	WWashington State (N)(8:03)	39-36!	H....	52,421
Sept. 29	WArizona (N).....	24-20	A....	43,573
Oct. 13	WColorado (N).....19	31-20	H....	57,615
Oct. 20	LUtah (N).....	28-41#	A....	c46,405
Oct. 27	LArizona State.....	35-38	H....	47,406
Nov. 3	WOregon State (N)....	38-21	A....	35,187
Nov. 10	LCalifornia (N)(HC)....	14-15	H....	56,721
Nov. 17	LUCLA.....	27-34%	A....	57,116
Nov. 24	LNotre Dame (N)....3	17-24\$	H....	59,821
		(5-7, 4-5, 3rdT South)	313-324		661,336

*-Blind snapper Jake Olson snapped on USC's final PAT

^-USC's fewest points since 1997 (vs. Washington) and fewest vs. Stanford since 1941

--Texas scored game's final 34 points; former USC fullback C.R. Roberts was honored on field for his 251-yard school record rushing game in Austin in 1956 in Troy's sociologically historic victory over Texas

!-USC's first Friday home game since 1999

#-Utah scored 34 consecutive points after USC took a 14-0 lead

%-USC's first loss to a team with at least 8 losses since 1960 (1-8 Notre Dame); teams' combined 13 losses entering game were most in series history; smallest USC-UCLA game crowd since 1950

6-Notre Dame scored 24 consecutive points after USC took a 10-0 lead; smallest USC-Notre Dame game crowd in Coliseum since 1960

Note: Coliseum underwent \$315-million renovation during 2018 season (construction of south-side tower housing suites, loge boxes, club seats, new concourse and new press box); capacity in 2018 was 78,467

2019

Coach: Clay Helton

Captains: John Houston Jr., Jordan Iosefa, Michael Pittman Jr., Christian Rector

Aug. 31	WFresno State (N).....	31-23*	H....	57,329
Sept. 7	WStanford (N).....23	45-20^	H....	62,109
Sept. 14	L	..24.BYU (Hot)(U)(USC-1:43)	27-30+	A....	62,546
Sept. 20	WUtah (N)(U).....10	30-23~	H....	55,719
Sept. 28	L	..21.Washington.....17	14-28	A....	66,975
Oct. 12	LNotre Dame (N)(Cold).9	27-30	A....	c77,622
Oct. 19	WArizona (N)(HC).....	41-14	H....	53,826
Oct. 25	WColorado (N)(Cold)(2:15)	35-31!	A....	48,913
Nov. 2	LOregon (N).....7	24-56#	H....	63,011
Nov. 9	WArizona State (Hot)....	31-26	A....	c54,191
Nov. 16	WCalifornia (N).....	41-17	A....	46,397
Nov. 23	WUCLA.....	52-35%	H....	64,156
		(8-4, 7-2, 2nd South)	398-333		712,794

HOLIDAY BOWL

Dec. 27	L	..22.Iowa (N).....19	24-49\$	N1....	50,123
		(8-5)	422-382		762,917

N1-SDCCU Stadium, San Diego, California

*-First collegiate game in Coliseum after its \$315-million renovation

^-USC scored game's final 35 points

+One overtime

--FOX's pre-game show on site; new USC president Carol L. Folt inaugurated on campus earlier in day

!-USC's second Friday game of season (along with Utah), first time that happened in regular season since 1977

#-Oregon scored 35 consecutive points

%-First time in USC history that 4 Trojans (Michael Pittman Jr., Drake London, Amon-Ra St. Brown, Tyler Vaughns) each had 100-plus receiving yards; final home game for 50-year Trojan Marching Band director Art Bartner and 15-year Traveler rider Hector Aguilar

6-Iowa scored game's final 21 points; USC's most decisive bowl loss since 1948 Rose Bowl; last football game in SDCCU Stadium before it was torn down in Dec. 2020

ALL-TIME USC RECORD

2020

Coach: Clay Helton

Captains: Isaiah Pola-Mao, Kedon Slovis, Amon-Ra St. Brown, Alijah Vera-Tucker

Nov. 7	W	.20.Arizona State(HC)(1:20)(9 a.m.)	28-27*	H....	0
Nov. 14	W	.20.Arizona (0:25).....	34-30^	A....	0
Nov. 21	W	.20.Utah (Cold) (N-8:30 p.m)	33-17~	A....	0
Nov. 28	--	.19.Colorado.....	Canceled#	H....	--
Dec. 6Su	W	.16.Washington State.....	38-13!	H....	0
Dec. 12	W	.16.UCLA (0:16).....	43-38 6	A....	0
		(5-0, 5-0, 1st South)	176-125		0
PAC-12 CHAMPIONSHIP GAME					
Dec. 18	L	.13.Oregon (N).....	24-31@	H....	0
		(5-1, 5-1)	200-156		0%

*-Latest season opener since 1918; 9 a.m. kickoff was earliest for USC home game since at least the early 1950s); USC overcame 13-point fourth quarter deficit, scoring 2 touchdowns in final 2:52

^~Latest road opener since 1918; first time USC had back-to-back game-winning scores in final 2 minutes

~8:30 p.m kickoff was latest since 1955 vs. Wisconsin (also 8:30 p.m.); ESPN telecast was knocked off the air for few minutes due to cold weather (30s)

#-Game was not played because of COVID-19 issues in USC program

!-Game was scheduled for Dec. 4 (a Friday), but postponed 2 days to allow for the return of USC players in isolation due to COVID positive tests or in quarantine from contact tracing; the game's start time was adjusted 90 minutes earlier to 4:30 p.m. so it could conclude in time for L.A. County's recently-instituted COVID-19-related 10 p.m. curfew; Amon-Ra St. Brown caught 4 TDs in first quarter from Kedon Slovis

!-USC overcame 18-point third quarter deficit; second season in USC history (with 1969) with 3 game-winning scores in final 2 minutes; only USC opponent not coming off at least a week's rest

@-Oregon was a replacement for Pac-12 North Division champion Washington, which was knocked out of the game early in the week because of COVID issues in its program; The day after the game, USC opted out of playing in a bowl following a recommendation from its medical team and discussions with the Trojan football leadership council (the football program had experienced a rise in COVID-19 cases and, due to that along with a local spike in COVID and numerous injuries, the number of available scholarship players had neared the Pac-12's recommended 53-player threshold needed to play a game)

%-Per Pac-12 and state/county health guidelines, general public was not allowed at any league games due to ongoing COVID-19 pandemic

Note: The start of USC's season was twice delayed. USC's original schedule was: 9-5 vs. Alabama at Arlington, Tex.; 9-12 vs. New Mexico; 9-19 at Stanford; 9-26 vs. Arizona State; 10-2 at Utah; 10-10 vs. California; 10-17 at Arizona; 10-31 vs. Colorado; 11-7 at Oregon; 11-14 vs. Washington; 11-21 at UCLA; 11-28 vs. Notre Dame. The schedule was then revised in July to 10 Pac-12 games to better deal with the COVID-19 pandemic: 11-7 vs. Arizona State; 11-14 at Arizona; 11-21 at Utah; 11-28 vs. Colorado; 12-4 vs. Washington State; 12-12 at UCLA; 12-18/19 Pac-12 Championship Week (opponent TBA). In August, the Pac-12 postponed sports competitions until 2021 due to COVID-19 concerns. In late September, the Pac-12 resumed the football (and basketball) season based on updated Pac-12 COVID-19 Medical Advisory Committee recommendations. First time USC played only conference opponents in a season.

Note: Per Pac-12, all Pac-12 Championship Week games counted in teams' overall Pac-12 record.

2021

Coach: Clay Helton, Donte Williams*

Captains: Ben Griffiths, Drake London, Vavae Malepeai, Isaiah Pola-Mao

Sept. 4	W	.15.San Jose State.....	30-7^	H....	54,398
Sept. 11	L	.14.Stanford (N).....	28-42	H....	56,945
Sept. 18	W	...Washington State (R)..	45-14~	A....	24,714
Sept. 25	L	...Oregon State (N)(U)....	27-45!	H....	51,564
Oct. 2	W	...Colorado.....	37-14	A....	48,197
Oct. 9	L	...Utah (N).....	26-42#	H....	54,088
Oct. 23	L	...Notre Dame (N)(Cold)..10	16-31	A....	c77,622
Oct. 30	W	...Arizona (HC).....	41-34	H....	52,435
Nov. 6	L	...Arizona State (N).....	16-31	A....	c53,926
Nov. 20	L	...UCLA.....	33-62\$	H....	68,152
Nov. 27	L	...BYU (N)(3:52).....13	31-35	H....	55,926
Dec. 4	L	...California (N).....	14-24+	A....	42,076
		(4-8, 3-6, 4th tie South)	344-381		640,043

*-Helton fired after first 2 games, Williams served as interim head coach for final 10 games.

^~USC scored game's final 17 points; first time fans could attend home USC games since 2019 (COVID-19 pandemic prohibited fans at Pac-12 games in 2020), but due to the ongoing pandemic fans had to wear masks per county health directive and on-campus tailgating was not allowed; first time since 2004 that beer and wine was sold to general public in Coliseum

~!-USC scored game's final 45 points; USC's most consecutive points scored since 50-0 UCLA win in 2011; USC's 38 second half points were its most in a half since 38 versus Idaho in 2015 and most in a second half since 42 at Hawaii in 2005; the day before when USC landed in Lewiston, Id., once players deplaned from the front section of the charter, the plane's tail end crashed down and left the nose protruding in the air, with coaches and staff still on board, but the plane was quickly leveled and no one was injured

!-Oregon State's first win over USC in Coliseum since 1960, snapping 24-game Coliseum losing streak to Trojans; Oregon State's most points in series and largest margin of victory over USC in L.A.

#-USC's first home loss to Utah since 1916; Utah's most points versus USC

\$-UCLA's most points in series and tied for most ever scored against USC; UCLA's largest winning margin over USC since 1954; 95 combined points were most in series

+~USC's first loss to California in Berkeley since 2003; lowest attendance at USC-Cal game since 2001; game was originally set for Nov. 13 but was rescheduled to Dec. 4 because of COVID-19 issues in Cal's program; earlier in week, Lincoln Riley was hired as USC's head coach for 2022



2022

Coach: Lincoln Riley

Captains: Justin Dedich, Shane Lee, Tuli Tuipulotu, Caleb Williams

Sept. 3	W	14-NR...Rice...(Hot).....	66-14*	H....	60,113
Sept. 10	W	14-NR...Stanford.....	41-29%	A....	43,813
Sept. 17	W	7-NR...Fresno State (N)..	45-17!	H....	67,226
Sept. 24	W	7-NR...Oregon State (N)..[1:13]..	17-14	A....	28,768
Oct.1	W	6-NR...Arizona State....(N)....	42-25	H....	62,133
Oct. 8	W	6-NR...Washington State.....	30-14@	H....	63,204
Oct. 15	L	7-20...Utah (N)..[0:48].....	42-43\$	A....	c53,609
Oct. 29	W	10-NR...Arizona	45-37&	A....	44,006
Nov. 5	W	9-NR...California (N)..[HC]...	41-35	H....	64,916
Nov. 11	W	8-NR...Colorado...(N).....	55-17+	H....	61,206
Nov. 19	W	7-16...UCLA (N).....	48-45#	A....	70,865
Nov.26	W	5-13...Notre Dame.....	38-27^	H....	72,613
		(11-1, 1st)	510-317		
PAC-12 CHAMPIONSHIP GAME					
Dec. 2	L	4-12...Utah... (N).....	24-47	N1....	61,195
COTTON BOWL					
Jan. 2	L	8-14...Tulane (U).....[0:09]....	45-46>	N2....	55,329
		(11-3)	579-409		808,996

N1 - Allegiant Stadium, Las Vegas, Nev.

N2 - AT&T Stadium, Arlington, Texas

*Lincoln Riley's first game as USC head coach and USC's highest-scoring performance since 2008.

% USC didn't have a thrid-down play until 52 seconds before halftime and punted for the first time with 8:02 left. This was Lincoln Riley's first Pac-12 Conference win as head coach of the Trojans. USC's 41 points were the most points scored versus Stanford since USC scored 45 points in its victory over the Cardinal in 2019 in the Coliseum.

! First time since 2018 that USC had a pair of running backs reach 100 yards in a game (Travis Dye, 102 and Austin Jones, 110).

@ USC held Washington State scoreless for the final 43 minutes, stopping the Cougars on 7 straight drives to end the game. Travis Dye's 28 carries were the most rushing attempts in a game by a Trojan since Ronald Jones II had 30 versus Stanford on Dec. 1, 2017 in the Pac-12 Championship game

\$ WR Mario Williams (145 receiving yards) and WR Jordan Addison (106 receiving yards) both had 100+ receiving yards. It's the first time that USC has had 2 receivers with 100+ receiving yards in the same game since Drake London (125 receiving yards) and Amon-Ra St. Brown (100 yards) did it against ASU on Nov. 7, 2020.

& Caleb Williams' 5 TD passes against both Utah and Arizona was the first time that a USC QB had consecutive games with 5 passing TDs since Kedon Slovis threw 5 consecutive TDs vs. Washington State and at UCLA in 2020.

+ Caleb Williams was the first USC QB to have 2 games with multiple rushing TDs (Fresno State, 2 and Colorado, 2)in the same season since complete records were first available for this stat in 1972.

First time both USC and UCLA were led by a Black quarterback (USC, Caleb Williams and UCLA, Dorian Thompson-Robinson). Williams' 503 total yards set a USC single game record. The previous record was held by Kedon Slovis who had 502 yards versus UCLA in 2019. Williams' 503 total yards was also the most by any player in the series' 92-game history.

^ USC honored Trojan legend Anthony Davis on the field during the Notre Dame game. USC became the first team to gain 400 yards and to score more than 32 points this season against the Irish while completing its first 11-win regular season since 2008.

> Caleb Williams set a Cotton Bowl record of 5 passing TDs.



USC RECORD ON HOME FIELD, IN CALIFORNIA CITIES

USC Record on Home Fields

SITE	GAMES	WON	LOST	TIED	FIRST	LAST
Coliseum	640	461*	146	27	1923	2021
USC	73	58	10	5	1888	1923
Rose Bowl	56	35*	19*	0	1922	2020
Fiesta Park	22	12	8	2	1897	1916
Prager Park	6	4	2	0	1903	1903
Tournament Park	4	4	0	0	1918	1921
Athletic Park	4	0	3	1	1895	1898
Washington Park	3	0	3	0	1915	1917
Washington Park (Chutes Park)	2	0	1	1	1900	1900

Records include games played by USC at site even when USC was not the designated home team.

USC totals include all games played on campus, including games played at Bovard Field.

Rose Bowl totals include games played against UCLA.

**Not including 6 wins in Coliseum and 1 win and 1 loss in Rose Bowl vacated due to NCAA penalty (original record: 467-146-27 in Coliseum and 36-20-0 in Rose Bowl)*

Athletic Park took its name from its builder, the Los Angeles Athletic Club. Located on the northeast corner of Seventh and Alameda, it opened on Thanksgiving Day, 1891. The first major college football game played there was on Dec. 29, 1894, when Stanford defeated the University of Chicago, 28-0. Athletic Park gained national recognition when Los Angeles and Stockton of the California League played a night baseball game there on July 2, 1893. Los Angeles won, 5-2, before a crowd of 9,000. Twenty kerosene lamps and one swiveled search light were used.

Fiesta Park, located on the northwest corner of Grand and Pico, also dates from the 1890s. It was the site of what was apparently the first night college football game played outdoors on Nov. 18, 1905. St. Vincent's College (now Loyola Marymount University) shut out the University of Arizona, 54-0. In 1916, a rebuilt Fiesta Park served as USC's home grounds. The following year, however, its bleachers were transported to USC to revamp Bovard Field.

At the turn of the century, **Washington Park**, at the corner of Washington and Grand, was primarily a baseball field. It was sometimes referred to as **Chutes Park**, after the adjacent amusement park. St. Vincent's College was located across the street. Washington Park was the early home of the Los Angeles Angels of the Pacific Coast League.

A larger ball park for the Angels was built in 1911. Also known as **Washington Park**, this structure was located at Washington and Hill.

Prager Park served as USC's home in 1903. It was located near Chutes Park.

Tournament Park, located at the southeast corner of California and Wilson in Pasadena, served as the initial home of the "East-West" game, as the Rose Bowl was originally known. The Tournament of Roses Association acquired the property in 1901, and Michigan and Stanford played there in the first Rose Bowl game on Jan. 1, 1902. After a series of other sporting activities, football returned to the New Year's Day celebration in 1915, and continued at Tournament Park through 1922.

Sportsman's Park, located at North Los Robles and Colorado, was the site of USC's first Pasadena appearance, its first Thanksgiving game, and its first varsity football game outside of Los Angeles--all in 1889 against Pasadena. The game occurred just a month before Sportsman's Park hosted the initial Tournament of Roses.

Prior to 1893, USC's campus games were played on a field adjoining Jefferson. This field might have been the site of USC's first official football game in 1888 (although a 1951 letter from Henry Goddard, USC's coach in 1888, to then-SID Tom Lawless, stated the field that first year "was a vacant block, I would guess just S. or S.W. of (Bovard Field).").

In early 1893, the University's then-existing athletic grounds were developed, apparently for neighborhood housing. According to the Rostrum, USC's earliest student newspaper, the students petitioned for a replacement athletic field. Eventually they were granted space on the "northwest portion of campus."

These grounds, while appropriate for practice and practice games, were not suitable for major games. As a result, most of USC's important "home" games up until 1904 were played in rented space: Athletic Park, Fiesta Park, Washington Park, and Prager Park.

In the summer of 1904, USC's football field was "upgraded." Bleachers were constructed on the south side of the field, and a small stand was placed on the north side. A "kid-proof" fence was built around the site. At the start of the season, the site was referred to as "College Campus" in a published football schedule, but by the end of the year it had become "Bovard Field."

Bovard never appears to have been a very adequate home. USC still used Fiesta Park for some of its more important games up until 1908. In 1915, USC's first Los Angeles game against California was played at the new Washington Park, which was primarily a baseball venue. The following year, USC attempted to use a revitalized Fiesta Park as its home base. In the summer of 1917, the new bleachers at Fiesta Park were transported to USC's Bovard Field. These new seats increased Bovard's capacity to about 10,000.

The "new" Bovard was quickly obsolete. Interest in USC football, under Coach Elmer "Gloomy Gus" Henderson, outpaced the limits of even the expanded Bovard. By 1920, USC was playing its more important games in Pasadena, first at Tournament Park, and then at the Tournament of Roses' new stadium in the Arroyo Seco.

USC's last on-campus varsity football game was played on Sept. 29, 1923, against Cal Tech. The following week the Trojans played their initial game at the **Los Angeles Memorial Coliseum** (in 2019, the field was named **United Airlines Field**).

USC Record in California Cities

CITY	GAMES	WON	LOST	TIED	FIRST	LAST
Los Angeles	751	536*	173	36	1888	2022
Pasadena	64	43*	20*	0	1889	2022
Palo Alto	48	35	11	2	1905	2022
Berkeley	51	35*	14	1	1915	2021
Claremont	9	3	3	3	1897	1922
San Diego	9	4	4	1	1897	2019
Highland Park	4	2	1	1	1900	1921
San Francisco	4	3	1	0	1942	2011
Whittier	4	3	0	1	1904	1918
Anaheim	3	1	2	0	1992	1993
Santa Ana	3	1	2	0	1899	1907
Santa Barbara	2	1	1	0	1899	1900
Redlands	2	2	0	0	1910	1914
San Bernardino	2	2	0	0	1908	1916
Ventura	1	1	0	0	1898	1898
San Luis Obispo	1	1	0	0	1909	1909
San Pedro	1	1	0	0	1921	1921
Fresno	1	1	0	0	1944	1944
Santa Clara	2	1	1	0	2015	2017
Ontario	1	0	1	0	1893	1893
Riverside	1	0	1	0	1902	1902
Long Beach	1	0	1	0	1904	1904
TOTALS	953	672*	236	45		

**Not including 6 wins in Los Angeles, 1 win and 1 loss in Pasadena, 1 win in Berkeley and 8 overall wins and 1 overall loss vacated due to NCAA penalty (original record: 542-173-36 in Los Angeles, 44-21-0 in Pasadena, 36-14-1 in Berkeley and 680-237-45 overall)*



SEDRICK ELLIS



STEVE SMITH



PAT HADEN



DON MOSEBAR



JOHN ROBINSON



ELMER HENDERSON



USC Football All-Time Home Record

1888: 1-0	1956: 5-0
1889: 1-0	1957: 0-6
1890: No Varsity	1958: 2-3-1
1891: 1-2	1959: 5-1
1892: No Varsity	1960: 3-4
1893: 2-0	1961: 3-3
1894: 1-0	1962: 6-0
1895: 0-1-1	1963: 5-1
1896: 0-3	1964: 5-1
1897: 3-0	1965: 4-1-1
1898: 4-1-1	1966: 4-2
1899: 2-0-1	1967: 5-0
1900: 0-1-1	1968: 5-0-1
1901: 0-0	1969: 5-0
1902: 2-1	1970: 3-2-1
1903: 4-2	1971: 2-3-1
1904: 5-0	1972: 6-0
1905: 6-1-1	1973: 5-0-1
1906: 1-0-2	1974: 5-0-1
1907: 4-1	1975: 5-2
1908: 2-1	1976: 6-1
1909: 1-1-1	1977: 5-1
1910: 2-0	1978: 7-0
1911-1913: Rugby	1979: 4-0-1
1914: 3-1	1980: 4-2
1915: 2-3	1981: 5-1
1916: 3-3	1982: 5-0
1917: 2-2-1	1983: 2-3-1
1918: 2-2	1984: 4-2
1919: 4-1	1985: 4-1
1920: 5-0	1986: 4-2
1921: 8-0	1987: 6-0
1922: 7-1	1988: 4-1
1923: 5-1**	1989: 5-1-1
1924: 8-1	1990: 2-2-1
1925: 10-2	1991: 1-5
1926: 6-2	1992: 4-1
1927: 8-0	1993: 4-1
1928: 9-0	1994: 4-1-1
1929: 7-1	1995: 5-1
1930: 7-1	1996: 3-2
1931: 7-1	1997: 3-3
1932: 7-0	1998: 6-1
1933: 8-1	1999: 4-2
1934: 4-4-1	2000: 2-5
1935: 3-5	2001: 4-2
1936: 2-1-3	2002: 6-0
1937: 4-2-1	2003: 6-0
1938: 5-1	2004: 6-0
1939: 4-0-2	2005: 0-0*
1940: 2-2-2	2006: 6-0
1941: 2-4-1	2007: 5-1
1942: 5-3	2008: 6-0
1943: 5-1	2009: 4-2
1944: 5-0-2	2010: 3-3
1945: 6-1	2011: 6-1
1946: 4-2	2012: 4-2
1947: 4-1-1	2013: 5-2
1948: 5-1-1	2014: 5-1
1949: 4-1-1	2015: 5-2
1950: 2-4	2016: 6-0
1951: 4-3	2017: 7-0
1952: 7-0	2018: 3-3
1953: 4-2	2019: 5-1
1954: 5-2	2020: 2-1
1955: 5-2	2021: 2-5
	2022: 7-0

OVERALL TOTAL: 540*-174-36 (74.4%)
COLISEUM TOTAL: 461*-146-27 (74.8%)

**USC began play in Coliseum during 1923 season, going 4-1 there that season.

*Not including 6 wins vacated due to NCAA penalty (original record: 6-0 in 2005, 546-175-36, 74.5% overall and 467-146-27, 75.1% Coliseum)

Best season home record: 9-0, 1928
Worst season home record: 0-6, 1957

USC-UCLA Games with Rose Bowl on Line

YEAR	ON LINE FOR BOTH OR ONE TEAM	WINNER, SCORE	NOTES
1938	USC only	USC, 42-7	
1939	Both	Tie, 0-0	USC later voted into Rose Bowl
1942	Both	UCLA, 14-7	
1944#	Both	USC, 40-13	(#second USC-UCLA meeting of season)
1945#	Both	USC, 26-15	(#second USC-UCLA meeting of season)
1946	Both	UCLA, 13-6	
1947	Both	USC, 6-0	
1949	UCLA only	USC, 21-7	
1952	Both	USC, 14-12	
1953	UCLA only	UCLA, 13-0	
1955	UCLA only	UCLA, 17-7	
1958	USC only	Tie, 15-15	
1961	Both	UCLA, 10-7	
1963	USC only	USC, 26-6	Washington later voted into Rose Bowl
1964	Both	USC, 34-13	Oregon State later voted into Rose Bowl
1965	Both	UCLA, 20-16	
1966	Both	UCLA, 14-7	USC later voted into Rose Bowl
1967	Both	USC, 21-20	
1969	Both	USC, 14-12	
1972	Both	USC, 24-7	
1973	Both	USC, 23-13	
1974	Both	USC, 34-9	
1975	UCLA only	UCLA, 25-22	
1976	Both	USC, 24-14	
1977	UCLA only	USC, 29-27	
1978	Both	USC, 17-10	
1979	USC only	USC, 49-14	
1981	Both	USC, 22-21	Washington advanced to RB by beating WSU
1982	UCLA only	UCLA, 20-19	UCLA later advanced to RB after ASU & UW lost
1983	UCLA only	UCLA, 27-17	
1985	UCLA only	USC, 17-13	UCLA later advanced to RB after ASU lost
1987	Both	USC, 17-13	
1988	Both	USC, 31-22	
1993	Both	UCLA, 27-21	
2005	USC only	USC*, 66-19	RB was BCS Champ. Game participant
2007	USC only	USC, 24-7	
2008	USC only	USC 28-7	

When Rose Bowl on line for one OR both teams: USC leads 23*-11-2 (USC is 15*-4 since 1967)

When Rose Bowl on line for BOTH teams: USC leads 15-6-1 (USC has won 10 of the last 11 such games)

When Rose Bowl on line for ONE TEAM ONLY: USC leads 9*-5-1 (when on line for USC only, USC leads 6*-0-1; when on line for UCLA only, UCLA leads 5-3)

*Not including 1 win vacated due to NCAA penalty (original record: 24-11-2 overall, 16-4 since 1967)

(NOTE: USC-UCLA series dates back to 1929. USC leads overall series, 49**-33-7.)

**Not including 2 wins vacated due to NCAA penalty (original record: 51-33-7)



HAL BEDSOLE



REGGIE BUSH

DRAMATIC FINISHES



Over the years, USC has been involved in many games featuring dramatic finishes. Here's a sampling of some of the more famous such contests that USC won.

1931--USC 16, Notre Dame 14. Johnny Baker kicked a game-winning 33-yard field goal with 1:00 remaining. All of USC's points came in the fourth quarter. The win snapped Notre Dame's 26-game unbeaten streak and was USC's first-ever win in South Bend. Troy won the national championship.

1938--USC 7, Duke 3 (1939 Rose Bowl). Al Krueger, a second-team end, and fourth-string quarterback Doyle Nave came off the bench to connect on 4 straight passes, the last a 19-yard TD with about 40 seconds left to upset previously unbeaten, untied and unscored-upon Duke.

1939--USC 0, UCLA 0. Bobby Robertson knocked down Ned Matthews' 4-yard pass in the end zone with less than 5 minutes to play to preserve the tie for USC, sending the Trojans to the Rose Bowl.

1941--USC 13, Oregon State 7. Doug Essick caught a game-winning 6-yard pass from Ray Woods with 13 seconds to play.

1951--USC 21, California 14. Leon Sellers scored on a 2-yard run with 2:44 left to snap Cal's 38-game regular season winning streak.

1953--USC 23, Stanford 20. Sam Tsagalakis kicked a victorious 38-yard field goal with 14 seconds left.

1958--USC 15, UCLA 15. Luther Hayes returned a kickoff 74 yards for a TD and Tom Maudlin ran in for the 2-point conversion with 6:50 to play to get the Trojans a tie.

1964--USC 26, California 21. Behind 21-14 in the fourth quarter, USC scored twice late, the second time (while trailing 21-20) on a 22-yard pass from Craig Fertig to Rod Sherman with 50 seconds to culminate a 95-yard drive.

1964--USC 20, Notre Dame 17. Rod Sherman caught a 15-yard TD pass from Craig Fertig with 1:33 to play to upset unbeaten and top-ranked Notre Dame. USC was down, 17-0, at halftime.

1967--USC 21, UCLA 20. O.J. Simpson ran 64 yards for a TD with 10:38 left in the fourth quarter to give USC a Rose Bowl berth and the national championship. It is one of the most famous runs in college football history.

1969--USC 26, Stanford 24. Ron Ayala kicked a game-winning 34-yard field goal with 0:00 on the clock.

1969--USC 14, UCLA 12. Jimmy Jones hit Sam Dickerson with a 32-yard TD pass in the corner of the end zone with 1:32 left, putting USC in the Rose Bowl.

1973--USC 27, Stanford 26. Chris Limahelu kicked a game-winning 34-yard field goal with 3 seconds to play.

1974--USC 18, Ohio State 17 (1975 Rose Bowl). Johnny McKay caught a 38-yard TD pass from Pat Haden with 2:03 remaining to pull USC to within a point of Ohio State. Then Shelton Diggs grabbed the subsequent 2-point conversion pass from Haden for the victory, which wrapped up a national championship for USC.

1977--USC 29, UCLA 27. Frank Jordan kicked a 38-yard field goal with 2 seconds remaining, knocking UCLA out of the Rose Bowl.

1978--USC 27, Notre Dame 25. A year after his late game-winner against UCLA, Frank Jordan kicked a nearly-identical 37-yard field goal with 2 seconds remaining to beat Notre Dame.

1979--USC 17, LSU 12. Kevin Williams caught a game-winning 8-yard TD pass from Paul McDonald with 32 seconds to play.

1979--USC 17, Ohio State 16 (1980 Rose Bowl). Charles White scored on a 1-yard run with 1:32 remaining. USC drove 83 yards in 8 plays on the winning drive, with White carrying 6 times for 71 yards.

1980--USC 20, Tennessee 17. Eric Hipp kicked a victorious 47-yard field goal with 0:00 left.

1981--USC 28, Oklahoma 24. Fred Cornwell caught a 7-yard TD pass from John Mazur with 2 seconds to play to give No. 1 USC the win over No. 2 Oklahoma.

1981--USC 14, Notre Dame 7. Todd Spencer ran 26 yards for the game-winning TD with 4:52 to play.

1981--USC 22, UCLA 21. George Achica broke through the line on the final play of the game to block Norm Johnson's 46-yard field goal try, preserving the win and knocking UCLA out of the Rose Bowl.

1982--USC 17, Notre Dame 13. Michael Harper, fumbling as he dove over the goal line, scored on a controversial winning 1-yard run with 48 seconds to play. It was coach John Robinson's last game of his first tenure at USC.

1983--USC 19, Florida 19. Timmie Ware caught a 25-yard pass from Sean Salisbury with no time on the clock, but USC botched the extra point attempt as coach Ted Tollner's debut ended in a tie.

1985--USC 17, UCLA 13. Rodney Peete scored the winning points on a 1-yard sneak at 1:13 to go.

1986--USC 17, Baylor 14. Don Shafer kicked a game-winning 32-yard field goal in a driving rainstorm with 0:00 on the clock.

1987--USC 12, Arizona 10. Quin Rodriguez kicked an 18-yard field goal with 1:11 remaining, his fourth three-pointer of the game.

1987--USC 17, UCLA 13. Erik Affholter made a juggling, corner-of-the-end zone 33-yard TD catch of a Rodney Peete pass with 7:59 to play in the game, bringing USC all the way back from a 13-0 third quarter deficit. The win put USC in the Rose Bowl.

1988--USC 24, Stanford 20. John Jackson caught a game-winning 10-yard TD pass from Rodney Peete with 1:19 remaining. USC trailed, 13-0, in the second quarter.

1989--USC 18, Washington State 17. Known as "The Drive," Todd Marinovich guided USC 91 yards in 18 plays (all through the air) with 3:31 remaining, culminating with a 2-yard TD pass to Ricky Ervins with 4 seconds to play. Marinovich then hit Gary Wellman for the winning 2-point conversion.

1989--USC 10, UCLA 10. A 54-yard field goal try by UCLA's Alfredo Velasco with 2 seconds to play hit the crossbar and bounced away, preserving the tie.

1989--USC 17, Michigan 10 (1990 Rose Bowl). Rose Bowl MVP Ricky Ervins ran 14 yards for the winning TD with 1:10 to play to cap a 75-yard drive.

1990--USC 35, Ohio State 26. The second half was played in heavy rain with thunder and lightning, getting so bad that officials suspended the game with 2:36 to play after USC recovered an onside kick.

1990--USC 31, California 31. Cal's Robbie Keen missed a 43-yard field goal try with 4 seconds remaining, ending the game in a tie.

1990--USC 45, UCLA 42. In the highest-scoring and perhaps most thrilling USC-UCLA game, Todd Marinovich threw a game-winning 23-yard TD pass to Johnnie Morton with 16 seconds left. The contest featured a 42-point fourth quarter (including 3 TD's in the final 3:09) with 4 lead changes. Morton also caught a 21-yard scoring TD from Marinovich with 3:09 to play to give USC a short-lived 38-35 lead, but Kevin Smith scored on a 1-yard run with 1:19 to go to put the Bruins up 42-38.

1992--USC 31, San Diego State 31. San Diego State's Andy Trakas missed 2 field goals (30 and 55 yards) in the last 0:54 to allow USC to hold onto the tie.

1992--USC 27, California 24. Down 24-13, Estrus Crayton scored twice in the final 5:45 on 2- and 1-yard runs, the second with 2:27 to play to give USC the win. Brian Williams' interception with 2:19 to go sealed Troy's victory.

1995--USC 21, Washington 21. Down 21-0 going into the fourth quarter, USC scored 3 touchdowns, the last a 2-yard pass from Brad Otton to Johnny McWilliams with 33 seconds to go (Adam Rendon's PAT tied it), thus allowing the Trojans to keep hold of the inside track in the Rose Bowl race.

1995--USC 31, Stanford 30. A week after the dramatic Washington tie, USC--behind 16-0 in the second quarter--scored with 39 seconds to play on an 8-yard Kyle Wachholtz pass to Keyshawn Johnson, who then came in as a safety on defense and knocked down a Hail Mary pass at the goal line at the gun.

1996--USC 29, Washington State 24. Delon Washington's 17-yard TD run with 2:05 to play proved decisive and then USC had to hold off the Cougars, who got to the Trojan 11-yard line with 39 seconds to go before fumbling the ball away.

1996--USC 27, Notre Dame 20. In its first overtime win in 3 tries in 1996, Delon Washington scored on a 15-yard run with 1:50 to go in regulation and then barely edged the ball over the goal line on the ensuing 2-point conversion run to tie the game at 20-20. After Rodney Sermons caught a 5-yard TD pass from Brad Otton in the first overtime, Troy stopped the Irish, breaking USC's 13-game non-winning streak to Notre Dame.

1997--USC 20, Notre Dame 17. Adam Abrams' 37-yard field goal with 1:05 to go--4 plays after Mark Cusano ran 27 yards with an interception--gave USC its first win in South Bend since 1981.

1997--USC 24, Oregon 22. Marc Matock partially deflected Joshua Smith's 36-yard field goal try that fell just short with 8 seconds to play to preserve the win.

2000--USC 17, Colorado 14. David Newbury, who had missed a pair of field goals earlier in the game, nailed a 24-yarder with 13 seconds to play for the victory.

2000--USC 34, San Jose State 24. USC, trailing by 12 points midway through the fourth quarter, scored 22 unanswered points in the final 8:07 to win.

2000--USC 44, Arizona State 38. After Arizona State scored 29 consecutive second-half points to force overtime, Chad Pierson scored on a 2-yard run in the second overtime and then Sultan Abdul-Malik forced a Sun Devil fumble which Matt Childers recovered to seal the win.

2000--USC 38, UCLA 35. David Bell, USC's third string kicker at the start of the season, hit a game-winning 36-yard field goal with 9 seconds to play (it was only his second field goal in 6 career attempts, as he had missed 3 previous tries in 2000, including a 24-yarder earlier in the game's fourth quarter).

2001--USC 41, Arizona 34. Kris Richard returned an interception 58 yards for a TD with 1:50 to play after Arizona had battled back from a 21-point second quarter deficit.

2001--USC 16, Oregon State 13. Carson Palmer ran 4 yards on a naked bootleg for the game-winning touchdown in the first overtime period (USC dodged defeat twice late in regulation when Ryan Cesca missed 35- and 29-yard field goals).

2002--USC 24, Auburn 17. Carson Palmer's 1-yard sneak with 1:26 to play gave USC the victory.

2004--USC 23, California 17. Aaron Rodgers, who earlier in the game had completed his first 23 passes (tying an NCAA record), guided Cal to first-and-goal at the USC 9-yard line with 1:47 to play, but a Manuel Wright sack and 3 incomplete passes ended the No. 7 Bears' upset hopes over No. 1 USC.



2005--USC 34*, Notre Dame 31. Matt Leinart twisted in from the 1-yard line with 3 seconds to play for the win [earlier in that 75-yard drive, he threaded a 61-yard audible pass to Dwayne Jarrett on fourth-and-9 from the USC 26].

2006--USC 28, Arizona State 21. Chauncey Washington's 2-yard run with 4:29 to play was the game-winning touchdown.

2007--USC 24, California 17. Stafon Johnson's 3-yard run with 7:38 to go was the game-winning touchdown in the rain.

2009--USC 18, Ohio State 15. Stafon Johnson's 2-yard run with 1:05 to play capped an 86-yard drive that gave USC the win in front of a deafening Ohio Stadium record crowd of 106,033.

2009--USC 34, Notre Dame 27. USC built a 20-point fourth quarter lead but had to turn away the Irish 4 times near the goal line at game's end.

2009--USC 14, Arizona State 9. USC held off ASU on its final 4 possessions, with Will Harris getting an endzone interception on a Hail Mary pass on the game's final play.

2010--USC 34, Arizona State 33. Joe Houston, who had missed a pair of short earlier field goals, kicked a 23-yard field goal with 3:06 to play and then ASU's Thomas Weber missed a potential game-winning 42-yarder with 1:34 left.

2011--USC 19, Minnesota 17. Torin Harris' midfield interception with 53 seconds left sealed the win after the Gophers came back from a 19-3 halftime deficit.

2011--USC 38, Oregon 35. Down by 24 points late in the third quarter, Oregon scored 3 unanswered touchdowns before Alejandro Maldonado missed a 37-yard field goal at the gun that would have sent the game into overtime.

2013--USC 20, Stanford 17. Following a midfield interception, Andre Heidari's 47-yard field goal with 19 seconds to play gave USC the win over No. 5 Stanford, as the crowd stormed the field at game's end.

2014--USC 13, Stanford 10. For the second year in a row, Andre Heidari's late field goal beat Stanford, this time a career-long 53-yarder with 2:30 to go.

2014--USC 28, Arizona 26. Arizona nearly overcame a 15-point fourth quarter deficit, but Casey Skowron--following a Trojan timeout to ice him--missed a 36-yard field goal with 12 seconds to play.

2014--USC 45, Nebraska 42 [2014 Holiday Bowl]. USC had an 18-point lead late in the third quarter, but needed a pair of fourth quarter fourth-down defensive stops and then a batted down Hail Mary pass at the gun to hold on.

2016--USC 52, Penn State 49 [2017 Rose Bowl]. Matt Boermeester kicked a 46-yard field goal at the gun--set up by Leon McQuay III's interception with 27 seconds to go--to help USC overcome a 14-point fourth quarter deficit in the highest scoring Rose Bowl in history.

2017--USC 27, Texas 24. After Texas took a 17-14 lead with 45 seconds to play, walk-on Chase McGrath nailed a game-tying 31-yard field goal with no time in regulation [only his second career attempt] and then a game-winning 24-yarder in the second overtime after USC recovered a Texas fumble.

2017--USC 28, Utah 27. USC overcame a 14-point halftime deficit before taking a 28-21 lead on Ronald Jones II's 11-yard somersaulting run with 4:54 to play, then stopped Utah's 2-point conversion run with 42 seconds left.

2019--USC 35, Colorado 31. Michael Pittman Jr. caught a 37-yard TD pass from Kedon Slovis with 2:15 to play to help USC overcome a 10-point fourth quarter deficit.

2020--USC 28, Arizona State 27. Kedon Slovis threw a pair of fourth down TD passes in the game's final 3 minutes--the first 26 yards to Bru McCoy with 2:52 to go that tipped off of Amon-Ra St. Brown's hands and, after McCoy recovered the ensuing onside kick, the second a 21-yarder that Drake London snagged over 2 defenders with 1:20 to play--to help USC dramatically come back for a 28-27 win.

2020--USC 34, Arizona 30. Vavae Malepeai's 8-yard scoring run with 25 seconds to play gave USC a 34-30 win, marking the first time the Trojans had back-to-back game-winning scores in the final 2 minutes.

2020--USC 43, UCLA 38. Kedon Slovis threw an 8-yard TD pass to Amon-Ra St. Brown with 16 seconds to play to help overcome an 18-point third quarter deficit and post a 43-38 victory.

2022--USC 17, Oregon State 14. Jordan Addison caught Caleb Williams' go-ahead 21-yard touchdown pass with 1:13 left to clinch a win over the Beavers in Corvallis, Ore.

2022--USC 48, UCLA 45. UCLA got the ball with 2:21 remaining after forcing USC to punt. The Bruins got to midfield but their hopes of a comeback evaporated when Bruin QB Thompson-Robinson was picked off by Corey Foreman at midfield with 1:26 remaining.

**Win later vacated due to NCAA penalty*

* * *

Of course, USC has been on the wrong end of some dramatic last-minute finishes, too. For instance, there was the **1926 Notre Dame** game [Art Parisien threw a 23-yard TD pass to Butch Niemiec with 2 minutes to go for a 13-12 Irish win], the **1937 Notre Dame** game [Mario Tonnelli ran 13 yards for a TD with 1:45 left in the Irish's 13-6 win], the **1944 UCLA** game [Johnny Roesch scored twice in the last 2 minutes, including an 80-yard punt return with no time on the clock, and then Bob Waterfield's extra point kick hit the crossbar but rolled over, to give UCLA a 13-13 tie], the **1948 Notre Dame** game [Emil Sitko ran for a 2-yard TD with 35 seconds to go and Steve Dracko hit the extra point as Notre Dame, riding a 27-game unbeaten streak, escaped with a 14-14 tie], the **1951 Stanford** game [Harry Hugasian's 1-yard TD run with 1:48 to play, following a Skip Crist interception, gave Stanford a 27-20 win], the **1954 Notre Dame** game [Jim Morse caught a 72-yard pass from Ralph Guglielmi with 5:57 to go to give Notre Dame a 23-17 victory], the **1963 Notre Dame** game [Ken Ivan kicked a 33-yard field goal with 6:38 to go as Notre Dame won, 17-14], the

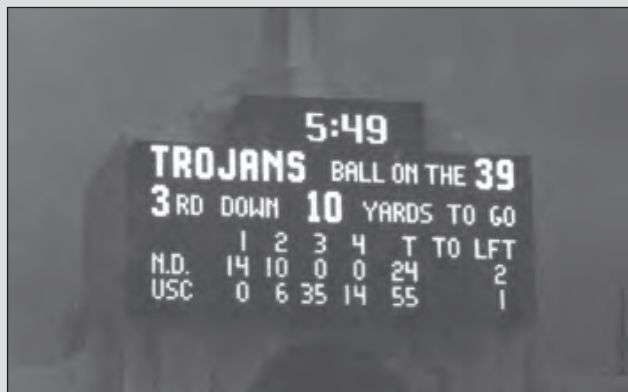
1965 UCLA game [Kurt Altenberg caught a 52-yard scoring bomb from Gary Beban with about 4 minutes to play as UCLA overcame a 16-6 deficit and won, 20-16], the **1967 Rose Bowl** [USC's 2-point conversion pass attempt with 2:28 to play was intercepted by George Catavolos, allowing Purdue to hold onto a 14-13 win], the **1975 Stanford** game [Mike Langford kicked a 37-yard field goal with no time on the clock as Stanford won, 13-10], the **1977 Alabama** game [under pressure from Alabama's Wayne Hamilton, Rob Hertel's 2-point conversion pass to Mosi Tatupu with 35 seconds to play was intercepted by Barry Krauss, sealing the Tide's 21-20 victory], the **1980 UCLA** game [Freeman McNeil pulled down a tipped 58-yard pass from Jay Schroeder for the game-winner at 2:07 to play for a 20-17 win], the **1982 UCLA** game [Bruin Karl Morgan preserved UCLA's 20-19 win by sacking Scott Tinsley on an attempted 2-point conversion pass after USC had scored at the gun], the **1986 Notre Dame** game [the Irish rallied back from a 20-9 halftime deficit, culminated by John Carney's 19-yard field goal as time expired to give Notre Dame a 38-37 win], the **1989 Illinois** game [a pair of late fourth quarter Jeff George TD passes, the second to Steve Williams with 2:19 to play, gave the Illini a 14-13 win], the **1991 Stanford** game [USC went ahead 21-17 with 3:37 to play only to see Steve Stenstrom hit Chris Walsh with a game-winning 12-yard TD pass with 1:11 left; USC's Cole Ford barely missed a 45-yard field goal at the gun], the **1992 UCLA** game [UCLA came back from a 31-17 fourth quarter deficit to go ahead 38-31, only to see Rob Johnson score on a 1-yard sneak with 41 seconds to play, but Johnson's 2-point conversion pass to Yonnie Jackson was deflected by Bruin Nkosi Littleton], the **1993 Penn State** game [Rob Johnson's 2-point conversion pass to Johnny McWilliams with 37 seconds to go fell incomplete, allowing the Nittany Lions to hold on to a 21-20 win], the **1993 UCLA** game [a win or tie would have put USC in the Rose Bowl, but Rob Johnson's 3-yard, third-down pass with 56 seconds to play to Tyler Cashman was intercepted in the end zone by Bruin Marvin Goodwin to preserve UCLA's 27-21 victory], the **1996 Arizona State** game [after ASU tied the game at 28-28 with 1:30 to play, the teams went to double overtime with Sun Devil Courtney Jackson returning a controversial Brad Otton fumble 85 yards for a TD in the second overtime to end the game in ASU's favor, 48-35], the **1996 UCLA** game [USC held a 17-point lead with less than 7 minutes to play in regulation but couldn't hold on and then, in its second double overtime game of the season, the Trojans couldn't score in the second overtime after Skip Hicks' 25-yard TD run gave the Bruins a 48-41 victory], the **1997 Washington State** game [Kevin McKenzie made a one-handed grab of a 51-yard Ryan Leaf TD pass with 4:18 to play to give WSU a 28-21 win], the **1998 California** game [the Bears scored 22 unanswered points in the final 19 minutes, including a decisive 3-yard TD run by Marcus Fields with 3:30 to play], the **1999 Oregon** game [third string kicker Josh Frankel hit a 27-yard field goal in the third overtime to give Oregon a 33-30 win], the **1999 Notre Dame** game [the Irish scored 22 unanswered points in the second half, the last when Jabari Holloway recovered a Notre Dame fumble in the end zone with 2:40 to go for a 25-24 win], the **2000 Stanford** game [backup Chris Lewis threw a 20-yard TD pass to Jamien McCullum on fourth-and-goal as time expired to give Stanford a 32-30 win], the **2001 Oregon** game [after Oregon drove 61 yards on 7 plays in the final minute, Jared Siegel hit a 32-yard field goal with 12 seconds to play for the 24-22 victory], the **2001 Washington** game [John Anderson kicked a 32-yard field goal at the gun to give Washington a 27-24 win], the **2002 Washington State** game [Drew Dunning hit a 35-yard field goal with 1:50 to play to tie the game and then hit another 35-yarder in the first overtime for the 30-27 victory, after USC's Ryan Killeen--who missed a fourth quarter PAT--missed a 52-yard try in overtime], the **2003 California** game [after USC's Ryan Killeen missed a 39-yard field goal in the third overtime, Tyler Fredrickson--who had his 2 previous field goals blocked--hit a 38-yarder to give the Bears a 34-31 win, snapping USC's 11-game winning streak], the **2006 Rose Bowl** [Vince Young scrambled for an 8-yard TD on fourth-and-5 with 19 seconds to go in the BCS Championship Game as Texas denied USC an unprecedented third consecutive national championship and snapped Troy's 34-game winning streak; loss later vacated due to NCAA penalty], the **2006 Oregon State** game [John David Booty's potential game-tying 2-point conversion pass with 7 seconds to go was knocked down by Jeff Van Orsow to preserve the Beavers' 33-31 upset], the **2007 Stanford** game [4 plays after converting on fourth-and-20, backup Tavita Pritchard's 10-yard TD pass to Mark Bradford on fourth-and-goal with 49 seconds to play gave 41-point underdog Stanford a 24-23 victory over No. 2 USC], the **2009 Washington** game [Erik Folk kicked a 22-yard field goal with 3 seconds to play to give 3-touchdown underdog Washington a 16-13 upset over No. 3 USC], the **2009 Arizona** game [Nick Foles threw a 36-yard TD pass to Juron Criner with 3:14 to play for a 21-17 Wildcats win], the **2010 Washington** game [for the second straight year, Erik Folk kicked a late game-winning field goal, this time a 32-yarder at the gun for a 32-31 Huskies upset win], the **2010 Stanford** game [for the second week in a row, USC lost on a field goal at the gun, this time a 30-yarder by Nate Whitaker to give Stanford a 37-35 win], the **2010 Notre Dame** game [Robert Hughes ran for a 5-yard TD with 2:23 to play and, after USC drove to the Irish 23-yard line, Harris Smith intercepted Mitch Mustain at the 1-yard line to preserve a 20-16 Notre Dame win], the **2011 Stanford** game [after the teams combined for 24 points in the fourth quarter, with Stanford tying the game with 38 seconds in regulation, the Cardinal recovered a fumble in the end zone in the third overtime to get the win], the **2013 Washington State** game [Andrew Furney kicked a 41-yard field goal with 3:03 to play to give the Cougars a 10-7 win, its first over USC since 2002], the **2014 Arizona State** game [backup Mike Bercovici threw a 46-yard Hail Mary TD pass to Jaalen Strong at the gun for a 38-34 win], the **2014 Utah** game [Travis Wilson threw a 1-yard TD pass to Kaelin Clay with 8 seconds to play for the 24-21 victory], the **2015 Holiday Bowl** [after USC took its first lead with 10:19 remaining, Rafael Gaglianone kicked a 29-yard field goal with 2:27 to play for Wisconsin's 23-21 win], the **2016 Utah** game [Tim Patrick caught an 18-yard TD pass from Troy Williams with 16 seconds to play to help the Utes overcome a 10-point deficit



DRAMATIC FINISHES

midway through the fourth quarter for a 31-27 win), the **2017 Washington State** game (Erik Powell kicked a 32-yard field goal with 1:40 to play for a 30-27 upset victory), the **2019 BYU** game (after Chase McGrath's 52-yard field goal tied the game with 1:52 left in regulation, Jake Oldroyd kicked a 43-yard field goal at the start of overtime and then Dayan Ghanwoloku intercepted a tipped USC pass to preserve BYU's 30-27 win), the **2021 BYU** game (Jackson McChesney had a 7-yard TD run with 3:52 to play and then the Cougars made a defensive stop with under a minute to go deep in their territory), the **2022 Utah** game in the regular season (Utes scored with :48 to go) and the **2022 Cotton Bowl Game** (Tulane scored 16 points in the final 4:07, the game-winning touchdown coming with 9 seconds left after it got the ball back following a safety to defeat the Trojans 46-45).





“THE COMEBACK”

1974: USC 55, Notre Dame 24

In what is regarded as one of the most dramatic and incredible comebacks in the history of college football, the 1974 Trojans erased a 24-point deficit to beat Notre Dame, 55-24, in the Coliseum. In a December 1998 list by SPORT magazine, the game was ranked as the No. 6 top college football moment of the 20th century.

USC trailed the Irish, 24-0, late in the first half, and the Trojans' chances looked bleak because Notre Dame sported the nation's top-ranked defense. But with 10 seconds remaining before halftime, Anthony Davis scored on a 7-yard pass from Pat Haden (Troy's extra point kick was blocked) to send the Trojans into the lockerroom behind 24-6...but with a glimmer of hope.

Davis took the opening kickoff of the second half and raced 102 yards for a score, opening the floodgates as USC rallied for 35 points in the third quarter. Davis scored 2 more times that quarter, both on short runs, and Haden threw TD passes of 18 and 45 yards to Johnny McKay.

Then, before 2 minutes had elapsed in the fourth quarter, Haden hit Shelton Diggs for a 16-yard score and Charles Phillips returned an interception 58 yards for a touchdown.

In all, USC blitzed to its 55 points in under 17 minutes.

“We turned into madmen,” was how Davis described the comeback.

Added receiver Johnny McKay, son of USC coach John McKay, right after the game: “I can’t understand it. I’m gonna sit down tonight and have a beer and think about it. Against Notre Dame? Maybe against Kent State...but Notre Dame?”

The victory propelled USC, which then beat Ohio State in the Rose Bowl, 18-17, to the national championship.

Interestingly, that Rose Bowl win was dramatic, too. USC trailed, 17-10, with just minutes left. Then Haden teamed with McKay on a 38-yard TD pass with 2:03 to go, and followed that with a 2-point conversion toss to Diggs for the victory.




DUANE BICKETT




TAY BROWN



GUS SHAVER



STAN WILLIAMSON



AL COWLINGS



CLARENCE DAVIS



GEORGE ACHICA



TONY SLATON

USC'S OVERTIME GAMES

(4-6)

Year	Opponent	Score	Overtimes
1996	Arizona State	L 48-35	2
1996	UCLA	L 48-41	2
1996	Notre Dame	W 27-20	1
1999	Oregon	L 33-30	3
2000	Arizona State	W 44-38	2
2001	Oregon State	W 16-13	1
2002	Washington State	L 30-27	1
2003	California	L 34-31	3
2011	Stanford	L 56-48	3
2017	Texas	W 27-24	2
2019	BYU	L 27-30	1

USC'S LAST MINUTE GAME-WINNING FIELD GOALS

Name	Year	Opponent	Length	Time Left	Final Score
Johnny Baker	1931	at Notre Dame	33 yards	1:00	16-14
Sam Tsagalakis	1953	Stanford	38 yards	0:14	23-20
Ron Ayala	1969	Stanford	34 yards	0:00	26-24
Chris Limahelu	1973	Stanford	34 yards	0:03	27-26
Frank Jordan	1977	UCLA	38 yards	0:02	29-27
Frank Jordan	1978	Notre Dame	37 yards	0:02	27-25
Eric Hipp	1980	at Tennessee	47 yards	0:00	20-17
Don Shafer	1986	at Baylor	32 yards	0:00	17-14
Quin Rodriguez	1987	Arizona	18 yards	1:11	12-10
Adam Abrams	1997	at Notre Dame	37 yards	1:05	20-17
David Newbury	2000	Colorado	24 yards	0:13	17-14
David Bell	2000	at UCLA	36 yards	0:09	38-35
Andre Heidari	2013	Stanford	47 yards	0:19	20-17
Matt Boormeester	2016	vs. Penn State (Rose)	46 yards	0:00	52-49
Chase McGrath	2017	Texas	24 yards	2OT	27-24



USC: AMERICA'S BOWL TEAM

USC has a remarkable record in bowl games. The Trojans have the nation's tenth highest bowl winning percentage (.630) among the 98 schools that have made at least 10 bowl appearances (behind Marshall's .722, Army's .700, Utah's .680, Louisiana Tech's .654, Boise State's .650, Wake Forest's .647, Penn State's .640, Oklahoma State's .636 and Georgia's .631) *(not including 1 USC win and 1 USC loss vacated due to NCAA penalty; original record: .625)*. USC's 34 bowl victories is third behind Alabama's 44 and Georgia's 35 for the most in the nation *(not including 1 win for both teams vacated due to NCAA penalty; original record: 35 for USC, 45 for Alabama)*. Troy's 53 bowl appearances are tied for sixth most with Ohio State and Nebraska, behind Alabama (74), Texas (58), Georgia (59), Oklahoma (55) and Tennessee (54) *(not including 2 USC appearances, 1 Ohio State appearance and 1 Alabama appearance vacated due to NCAA penalty; original record: 55 for USC, 54 for Ohio State, 75 for Alabama)*. USC once won 9 consecutive bowl games (the 1923-30-32-33-39-40-44-45 Rose Bowls and 1924 Christmas Festival); only Florida State has won more in a row (11).

USC's overall post-season record is 34-19 *(not including 1 win and 1 loss vacated due to NCAA penalty; original record: 35-20)*. The Trojans were a bowl participant each year they were eligible from 1972 to 1990.

USC has appeared in an unprecedented 33 Rose Bowls, where it has a 25-8 mark (.758) *(not including 1 appearance and 1 loss later vacated due to NCAA penalty; original record: 34 Rose Bowls, 25-9, .735)*. That is not only the most Rose Bowl wins of any team, but also the most wins by a school in a single bowl. USC has won 12 of its last 14 Rose Bowls *(not including 1 appearance and 1 loss later vacated due to NCAA penalty; original record: 12 of its last 15)*. USC is the only team to win 3 consecutive Rose Bowls (2007-08-09). USC twice played in 4 consecutive Rose Bowl games (1967 to 1970 and 2006 to 2009); Ohio State (1973 to 1976) is the only other team to have done so.

USC has also appeared in 13 other bowls--the Christmas Festival, Liberty Bowl, Bluebonnet Bowl, Fiesta Bowl, Aloha Bowl, Florida Citrus Bowl, Sun (John Hancock) Bowl (3 times), Freedom Bowl (twice), Cotton Bowl (twice), Las Vegas Bowl (twice), Orange Bowl (twice), Emerald Bowl and Holiday Bowl (3 times).

USC made 5 BCS bowl appearances (2003 Orange, 2004 Rose, 2007 Rose, 2008 Rose, 2009 Rose) *(not including 2 appearances--2005 Orange and 2006 Rose--vacated by NCAA penalty; original record: an unprecedented 7 consecutive BCS bowl appearances)*. USC's 5 overall BCS bowl trips tied for seventh most, behind Ohio State's 9, Oklahoma's 9, Florida State's 8, Florida's 7, Virginia Tech's 6 and Alabama's 6 *(not including 2 appearances vacated by NCAA penalty; original record: 7 appearances, tied for fourth most; also, 1 Ohio State appearance vacated by NCAA penalty)*. USC's 5 BCS bowl victories tied with Ohio State for the most of any school *(not including 1 win vacated due to NCAA penalty; original record: 6 victories, tied with Ohio State for most; also, 1 Ohio State win vacated by NCAA penalty)*.

Nation's Leading Bowl Teams (Based on total victories)

	W	L	T	PCT.
Alabama	45*	27	3	.620
Georgia	37	21	3	.631
USC	34**	20**	0	.630
Oklahoma	31	23	1	.573
Texas	31	26	2	.542
Penn State	31	19	2	.615
Tennessee	30	25	0	.546
LSU	29	24	1	.546
Florida State	28*	17	2	.617
Clemson	26	23	0	.531
Ohio State	26*	28	0	.482
Nebraska	26	27	0	.491

*Not including 1 win vacated due to NCAA penalty (original record: 46-27-3, .625 for Alabama, 29-17-2, .625 for Florida State, 27-28 for Ohio State, .491)


**Not including 1 win and 1 loss vacated due to NCAA penalty (original record: 35-20, .636)

USC's Rose Bowl Record

- 1923--USC 14, Penn State 3
- 1930--USC 47, Pittsburgh 14
- 1932--USC 21, Tulane 12
- 1933--USC 35, Pittsburgh 0
- 1939--USC 7, Duke 3
- 1940--USC 14, Tennessee 0
- 1944--USC 29, Washington 0
- 1945--USC 25, Tennessee 0
- 1946--Alabama 34, USC 14
- 1948--Michigan 49, USC 0
- 1953--USC 7, Wisconsin 0
- 1955--Ohio State 20, USC 7
- 1963--USC 42, Wisconsin 37
- 1967--Purdue 14, USC 13
- 1968--USC 14, Indiana 3
- 1969--Ohio State 27, USC 16
- 1970--USC 10, Michigan 3
- 1973--USC 42, Ohio State 17
- 1974--Ohio State 42, USC 21
- 1975--USC 18, Ohio State 17
- 1977--USC 14, Michigan 6
- 1979--USC 17, Michigan 10
- 1980--USC 17, Ohio State 16
- 1985--USC 20, Ohio State 17
- 1988--Michigan State 20, USC 17
- 1989--Michigan 22, USC 14
- 1990--USC 17, Michigan 10
- 1996--USC 41, Northwestern 32
- **2004--USC 28, Michigan 14
- **2006--Texas 41, USC 38* (BCS Championship)
- **2007--USC 32, Michigan 18
- **2008--USC 49, Illinois 17
- **2009--USC 38, Penn State 24
- 2017--USC 52, Penn State 49

USC's Record in Other Bowls

- 1924--USC 20, Missouri 7 (Christmas Festival)
- 1975--USC 20, Texas A&M 0 (Liberty Bowl)
- 1977--USC 47, Texas A&M 28 (Bluebonnet Bowl)
- 1982--Penn State 26, USC 10 (Fiesta Bowl)
- 1985--Alabama 24, USC 3 (Aloha Bowl)
- 1987--Auburn 16, USC 7 (Florida Citrus Bowl)
- 1990--Michigan State 17, USC 16 (John Hancock Bowl)
- 1992--Fresno State 24, USC 7 (Freedom Bowl)
- 1993--USC 28, Utah 21 (Freedom Bowl)
- 1995--USC 55, Texas Tech 14 (Cotton Bowl)
- 1998--TCU 28, USC 19 (Sun Bowl)
- 2001--Utah 10, USC 6 (Las Vegas Bowl)
- **2003--USC 38, Iowa 17 (Orange Bowl)
- **2005--USC 55*, Oklahoma 19 (Orange Bowl, BCS Championship)
- 2009--USC 24, Boston College 13 (Emerald Bowl)
- 2012--Georgia Tech 21, USC 7 (Sun Bowl)
- 2013--USC 45, Fresno State 20 (Las Vegas Bowl)
- 2014--USC 45, Nebraska 42 (Holiday Bowl)
- 2015--Wisconsin 23, USC 21 (Holiday Bowl)
- 2017--Ohio State 24, USC 7 (Cotton Bowl Classic)
- 2019--Iowa 49, USC 24 (Holiday Bowl)
- 2022--Tulane 46, USC 45 (Cotton Bowl Classic)
- **BCS Bowl Game
- *2005 win and 2006 loss later vacated due to NCAA penalty



**1923 Rose Bowl
USC 14, Penn State 3**

In the first Rose Bowl game played in the present Rose Bowl stadium, USC, a substitute Western entry for California, which had declined the invitation, defeated Penn State, 14-3. USC's first touchdown was set up by Harold Galloway, who caught a pass while flat on his back at the two-yard line. Penn State arrived at the game 45 minutes late after being caught in a traffic jam, and the game concluded in moonlight as sportswriters had to strike matches to complete their stories.

USC	0	7	7	0	-- 14
Penn State	3	0	0	0	-- 3

Scoring: USC--Touchdowns, Campbell, Baker. PAT, Hawkins (2).
Penn State--Field Goal, Palm.
Attendance: 43,000 Date: Jan. 1

**1924 Christmas Festival
USC 20, Missouri 7**

Played on Christmas Day in the Coliseum, USC posted one of its biggest wins in its early history, 20-7 over Missouri. The Trojans stopped the Tigers early, then dominated the latter part of the contest, with Hayden Pythian, Wallace Newman and Henry Lefebvre starring.

Missouri	0	0	0	7	-- 7
USC	0	0	20	0	-- 20

Scoring: USC--Touchdowns, Lefebvre, Badgro, Pythian.
PAT, Hawkins (2).
Missouri--Touchdown, Walsh. PAT, Walsh.
Attendance: 47,000 Date: Dec. 25

**1930 Rose Bowl
USC 47, Pittsburgh 14**

Quarterbacks Russ Saunders and Marshall Duffield combined to pass for 279 yards and four touchdowns to lead Coach Howard Jones' first USC Rose Bowl team past Pittsburgh, 47-14. Saunders' first three passes went for touchdowns, two to Trojan end Harry Edelson. USC built a 26-0 halftime lead in coasting to the triumph.

USC	13	13	14	7	-- 47
Pittsburgh	0	0	7	7	-- 14

Scoring: USC--Touchdowns, Edelson (2), Duffield (2), Pinckert, Saunders, Wilcox. PAT, Shaver (2), Baker (2), Duffield.
Pittsburgh--Touchdowns, Walinchus, Collins.
PAT, Parkinson (2).
Attendance: 72,000 Date: Jan. 1

**1932 Rose Bowl
USC 21, Tulane 12**

Erny Pinckert ran for touchdowns of 25 and 30 yards to lead USC's Thundering Herd to a 21-0 third quarter lead, and the Trojans held off Bernie Bierman's Tulane team in the second half for a 21-12 victory. Six USC players on that team were named All-American during their college careers.

USC	0	7	14	0	-- 21
Tulane	0	0	6	6	-- 12

Scoring: USC--Touchdowns, Sparling, Pinckert (2). PAT, Baker (3).
Tulane--Touchdowns, Haynes, Glover.
Attendance: 75,562 Date: Jan. 1

**1933 Rose Bowl
USC 35, Pittsburgh 0**

Quarterback Cotton Warburton scored two touchdowns as USC wore down a lighter Pittsburgh team for a 35-0 win. Warburton, a 145-pounder who went on to become one of the Trojans' greatest backs, broke the game open in the second half.

USC	7	0	7	21	-- 35
Pittsburgh	0	0	0	0	-- 0

Scoring: USC--Touchdowns, Palmer, Griffith, Warburton (2), Barber. PAT, Smith (4), Lady.
Attendance: 78,874 Date: Jan. 2

**1939 Rose Bowl
USC 7, Duke 3**

A fourth-string quarterback, Doyle Nave, who had played only 28 1/2 minutes all year, came off the bench to fire four straight passes to second team end Al Krueger, the last a 19-yard touchdown aerial, in the last two minutes to edge Duke, 7-3. Those were the only points scored on previously undefeated Duke all season.

USC	0	0	0	7	-- 7
Duke	0	0	0	3	-- 3

Scoring: USC--Touchdown, Krueger. PAT, Gaspar.
Duke--Field Goal, Ruffa.
Attendance: 89,452 Date: Jan. 2

**1940 Rose Bowl
USC 14, Tennessee 0**

USC overpowered Tennessee, which hadn't been scored upon in 15 consecutive games, 14-0, to hand the Volunteers their first loss in 24 games and to give Trojan coach Howard Jones, who died in the summer of 1941, a perfect 5-0 record in the Rose Bowl. USC's final touchdown was scored on a pass from Amby Schindler to Al Krueger, who had caught the winning TD pass in 1939.

USC	0	7	0	7	-- 14
Tennessee	0	0	0	0	-- 0

Scoring: USC--Touchdown, Schindler, Krueger. PAT, Jones, Gaspar.
Attendance: 92,200 Date: Jan. 1

**1944 Rose Bowl
USC 29, Washington 0**

In the only Rose Bowl game which was not intersectional (because of wartime travel restrictions), USC raced past Washington, 29-0. Quarterback Jim Hardy led the Trojans, throwing three touchdown passes. Washington entered the game as a strong favorite.

USC	0	7	13	9	-- 29
Washington	0	0	0	0	-- 0

Scoring: USC--Touchdowns, G. Callanan (2), G. Gray (2).
PAT, Jamison (3). Safety, Planck blocked Austin's punt which was recovered in end zone by Washington.
Attendance: 68,000 Date: Jan. 1

**1945 Rose Bowl
USC 25, Tennessee 0**

Quarterback Jim Hardy passed for two touchdowns and ran for a third as USC defeated Tennessee, 25-0. Hardy thus in two games threw for five touchdowns and scored a sixth. Tennessee fielded a predominantly freshman team.

USC	6	6	0	13	-- 25
Tennessee	0	0	0	0	-- 0

Scoring: USC--Touchdowns, J. Callanan, Salata, J. Hardy, MacLachlan. PAT, West.
Attendance: 91,000 Date: Jan. 1

**1946 Rose Bowl
Alabama 34, USC 14**

Harry Gilmer, known more as a passer, ran for 113 yards while Alabama's defense choked off USC to give the Crimson Tide a 34-14 victory. Alabama allowed USC just six yards of rushing and 35 passing. It was USC's first loss in the Rose Bowl following eight victories.

Alabama	7	13	7	7	-- 34
USC	0	0	0	14	-- 14

Scoring: Alabama--Touchdowns, Self (2), Gilmer, Tew, Hodges.
PAT, Morrow (4).
USC--Touchdowns, Adelman, Clark. PAT, Lillywhite (2).
Attendance: 93,000 Date: Jan. 1



BOWL GAME SUMMARIES

1948 Rose Bowl Michigan 49, USC 0

Michigan, under Coach Fritz Crisler gunning for the national championship, defeated USC, 49-0, to duplicate its 1902 triumph over Stanford. Halfback Robert Chappuis ran for 91 yards, passed for 188, and made six key plays which set up or scored five touchdowns.

Michigan	7	14	7	21	-- 49
USC	0	0	0	0	-- 0

Scoring: Michigan--Touchdowns, Weisenburger (3), C. Elliott, Yerges, Derricotte, Rifenburg. PAT, Brieske (7).
Attendance: 93,000 Date: Jan. 1

1953 Rose Bowl USC 7, Wisconsin 0

Substitute quarterback Rudy Bukich threw a 22-yard touchdown pass to Al "Hoagy" Carmichael in the third quarter which held up for a 7-0 USC triumph over Wisconsin to give the Pacific Coast its first victory over the Big Ten since the two conferences began their agreement in 1947. Jess Hill, the Trojan coach who played on the 1929 USC team, became the first man to have played on and coached winning Rose Bowl teams.

USC	0	0	7	0	-- 7
Wisconsin	0	0	0	0	-- 0

Scoring: USC--Touchdown, Carmichael. PAT, Tsagalakis.
Attendance: 101,500 Date: Jan. 1

1955 Rose Bowl Ohio State 20, USC 7

Woody Hayes made his first trek to the Rose Bowl as a coach and his national champion Ohio State team defeated USC, 20-7, in the mud and rain. Dave Leggett quarterbacked the Buckeyes to three touchdowns and USC's Aramis Dandoy returned a punt 86 yards for a touchdown. UCLA was PCC champion, but was barred from returning by the conference's "no-repeat" rule.

Ohio State	0	14	0	6	-- 20
USC	0	7	0	0	-- 7

Scoring: Ohio State--Touchdowns, Leggett, Watkins, Harkrader. PAT, Weed, Watkins.
USC--Touchdown, Dandoy. PAT, Tsagalakis.
Attendance: 89,191 Date: Jan. 1

1963 Rose Bowl USC 42, Wisconsin 37

John McKay made his debut in the Rose Bowl as USC coach and saw his undefeated national champion Trojans outscore Wisconsin, 42-37. USC, with Pete Beathard throwing four touchdown passes, ran up a 42-14 lead. Then Wisconsin's Ron VanderKelen got hot, bringing the Badgers to within five points when time ran out. VanderKelen completed 33 of 48 passes for 401 yards, and 11 Rose Bowl records were broken.

USC	7	14	14	7	-- 42
Wisconsin	7	0	7	23	-- 37

Scoring: USC--Touchdowns, Bedsole (2), Butcher, Wilson, Heller, F. Hill. PAT, Lupo (6).
Wisconsin--Touchdowns, Kurek, VanderKelen, Holland, Korner, Richter. PAT, Korner (5).
Safety, USC bad center snap downed in end zone by USC.
Attendance: 98,698 Date: Jan. 1

1967 Rose Bowl Purdue 14, USC 13

A two-point conversion attempt by USC with less than three minutes remaining was foiled and Purdue emerged a 14-13 victor. After Troy Winslow flipped a 19-yard touchdown pass to Rod Sherman, Boilermaker back George Catavolos intercepted the conversion pass. Perry Williams scored both Purdue touchdowns on short bursts.

Purdue	0	7	7	0	-- 14
USC	0	7	0	6	-- 13

Scoring: Purdue--Touchdowns, P. Williams (2). PAT, Griese (2).
USC--Touchdowns, McCall, Sherman. PAT, Rossovich.
Attendance: 100,807 Date: Jan. 2

1968 Rose Bowl USC 14, Indiana 3

O.J. Simpson ran for 128 yards and scored both USC touchdowns on short blasts as the Trojans defeated Indiana, 14-3, to wrap up the national football title. USC started the game without five regulars and lost two more during the game, but had enough depth to prevail.

USC	7	0	7	0	-- 14
Indiana	0	3	0	0	-- 3

Scoring: USC--Touchdowns, Simpson (2). PAT, Aldridge (2).
Indiana--Field Goal, Kornowa.
Attendance: 102,946 Date: Jan. 1

1969 Rose Bowl Ohio State 27, USC 16

Rex Kern quarterbacked national champion Ohio State to a 27-16 defeat of USC, overcoming a 10-0 deficit and heroics by Trojan O.J. Simpson. Simpson, the Heisman Trophy winner, rushed for 171 yards, including an 80-yard touchdown scamper. But five USC turnovers and Ohio State's power proved too much.

Ohio State	0	10	3	14	-- 27
USC	0	10	0	6	-- 16

Scoring: Ohio State--Touchdowns, Otis, Hayden, Gillian.
Field Goals, Roman (2). PAT, Roman (2).
USC--Touchdowns, Simpson, Dickerson. PAT, Ayala.
Field Goal, Ayala.
Attendance: 102,063 Date: Jan. 1

1970 Rose Bowl USC 10, Michigan 3

A record fourth straight appearance by USC was culminated in a 10-3 victory over Michigan, whose coach Bo Schembechler suffered a heart attack and missed the game. The Trojans' "Wild Bunch" on defense held Michigan to a field goal while a 33-yard pass from Jimmy Jones to Bobby Chandler was the margin of victory.

USC	3	0	7	0	-- 10
Michigan	0	3	0	0	-- 3

Scoring: USC--Touchdown, Chandler. PAT, Ayala. Field Goal, Ayala.
Michigan--Field Goal, Gillian.
Attendance: 103,878 Date: Jan. 1

1973 Rose Bowl USC 42, Ohio State 17

Fullback Sam Cunningham, known primarily for his superb blocking, dived for four touchdowns, a modern era Rose Bowl record, as USC defeated Ohio State, 42-17, to win the national title. USC broke away after a 7-7 halftime tie as Anthony Davis ran for 157 yards and Mike Rae threw for 229.

USC	7	0	21	14	-- 42
Ohio State	0	7	3	7	-- 17

Scoring: USC--Touchdowns, Swann, Cunningham (4), Davis. PAT, Rae (6).
Ohio State--Touchdowns, Keith, Bledsoe. PAT, Conway (2). Field Goal, Conway.
Attendance: 106,869 Date: Jan. 1

1974 Rose Bowl Ohio State 42, USC 21

The 1974 game was a reverse of the 1973 contest as Ohio State, held to a 14-14 tie at halftime, exploded in the second half for a 42-21 win over USC. Freshman fullback Pete Johnson scored three touchdowns and Archie Griffin ran for 149 yards. But the Player of the Game was OSU quarterback Cornelius Greene, who completed six of eight passes for 129 yards and scrambled effectively.

Ohio State	7	7	13	15	-- 42
USC	3	11	7	0	-- 21

Scoring: Ohio State--Touchdowns, Johnson (3), Greene, Elia, Griffin. PAT, Conway (4). Greene (2-pointer).
USC--Touchdowns, McKay, Davis. PAT, Limahelu, McKay (2-pointer). Field Goals, Limahelu (2).
Attendance: 105,267 Date: Jan. 1



**1975 Rose Bowl
USC 18, Ohio State 17**

Rhodes scholar Pat Haden threw a 38-yard touchdown pass late in the game to John McKay, the coach's son, then fired a two-point conversion pass to Shelton Diggs to give USC a narrow 18-17 win over Ohio State and the national title. Haden threw for 181 yards and two touchdowns to offset the loss of Anthony Davis, who suffered a rib injury.

USC	3	0	0	15	-- 18
Ohio State	0	7	0	10	-- 17
Scoring:	USC--Touchdowns, Obradovich, McKay, PAT, Limahelu, Diggs (2-pointer). Field Goal, Limahelu. Ohio State--Touchdowns, Henson, Greene. PAT, Klaban (2). Field Goal, Klaban.				
Attendance:	106,721	Date: Jan. 1			

**1975 Liberty Bowl
USC 20, Texas A&M 0**

In coach John McKay's final game at USC, his Trojans shook off a four-game losing streak and surprised favored Texas A&M in Memphis, 20-0. USC's defense came up with many big plays, while the offense was able to move against the nationally-ranked Aggie defense. Vince Evans threw a 65-yard bomb to Randy Simmrin to set up one touchdown and Liberty Bowl MVP Ricky Bell ran 76 yards with a screen pass for another TD.

USC	3	17	0	0	-- 20
Texas A&M	0	0	0	0	-- 0
Scoring:	USC--Touchdowns, Tatupu, Bell, PAT, Walker (2). Field Goal, Walker.				
Attendance:	52,129	Date: Dec. 22			

**1977 Rose Bowl
USC 14, Michigan 6**

After an opening game loss, USC won its 11th-straight game by grinding out a 14-6 win over Michigan. Michigan's Rob Lytle opened the scoring with a one-yard plunge, but Trojan quarterback Vince Evans got that back with a one-yard rollout. Freshman tailback Charles White, filling in for the injured Ricky Bell, rushed for 122 yards, including a seven-yard scoring jaunt that closed out the scoring for USC. John Robinson became only the second rookie coach from the Pac-8 to capture a Rose Bowl.

Michigan	0	6	0	0	-- 6
USC	0	7	0	7	-- 14
Scoring:	Michigan--Touchdown, Lytle. USC--Touchdowns, Evans, White, PAT, Walker (2).				
Attendance:	106,182	Date: Jan. 1			

**1977 Bluebonnet Bowl
USC 47, Texas A&M 28**

In a wild game in Houston's Astrodome, USC beat Texas A&M, 47-28. Down 14-0 in the first quarter, the Trojans scored the next 34 points and coasted to victory. Both teams combined for 1,139 yards of total offense, including 620 by USC. Dwight Ford raced 94 yards for a score, a USC record, while Rob Hertel threw four touchdown passes (including two to Calvin Sweeney).

USC	7	13	14	13	-- 47
Texas A&M	14	0	0	14	-- 28
Scoring:	USC--Touchdowns, Sweeney (2), White, Simmrin, Ford, Tatupu, PAT, Jordan (3), Burns (2-pointer). Field Goals, Jordan (2). Texas A&M--Touchdowns, Woodard (2), Moseley, Armstrong, PAT, Franklin (4).				
Attendance:	52,842	Date: Dec. 31			

**1979 Rose Bowl
USC 17, Michigan 10**

In a tough defensive struggle, the Pac-10 ran its victory string to five in a row as USC outlasted Michigan 17-10. Trojan tailback Charles White rushed for 99 yards and scored what proved to be the decisive touchdown on a disputed three-yard plunge in the second quarter. Michigan quarterback Rick Leach almost brought the Wolverines back from a 14-point halftime deficit by completing eight of 11 second-half passes, including a 44-yard scoring bomb to Roosevelt Smith. White and Leach shared Player of the Game honors.

USC	7	10	0	0	-- 17
Michigan	0	3	7	0	-- 10
Scoring:	USC--Touchdowns, Brenner, White, PAT, Jordan (2). Field Goal, Jordan. Michigan--Touchdown, R. Smith, PAT, Willner. Field Goal, Willner.				
Attendance:	105,629	Date: Jan. 1			

**1980 Rose Bowl
USC 17, Ohio State 16**

USC's Heisman Trophy winning tailback Charles White stole the show as he led the Trojans to a come-from-behind win in one of the most exciting games in Rose Bowl history. White, named Player of the Game for the second straight year, rushed for a Rose Bowl record 247 yards, including a one-yard touchdown dive with 1:32 remaining in the game that gave USC the win. The Trojans jumped out to an early 10-0 lead, but Ohio State came back to take a 16-10 lead in the fourth quarter. Then White took over. With 5:21 remaining in the game, the Trojans got the ball on their own 17-yard line. USC marched 83 yards in eight plays, all on the ground. On the winning drive, White carried six times for 71 yards.

USC	3	7	0	7	-- 17
Ohio State	0	10	3	3	-- 16
Scoring:	USC--Touchdowns, K. Williams, White, PAT, Hipp (2). Field Goal, Hipp. Ohio State--Touchdown, G. Williams, PAT, Janakievski. Field Goals, Janakievski (3).				
Attendance:	105,526	Date: Jan. 1			

**1982 Fiesta Bowl
Penn State 26, USC 10**

Penn State's fine defense and key Trojan miscues led to USC's first non-Rose Bowl post-season defeat, 26-10. Marcus Allen, who was held to 85 yards, fumbled away the ball on USC's first possession and the Lions' Curt Warner, who gained 145 yards, went in to score several plays later. USC's only touchdown came on a 20-yard interception by Chip Banks.

Penn State	7	10	9	0	-- 26
USC	7	0	3	0	-- 10
Scoring:	Penn State--Touchdowns, Warner (2), Garrity, PAT, Franco (3). Field Goal, Franco. Safety, Paffenroth blocked punt out of end zone. USC--Touchdown, Banks. PAT, Jordan. Field Goal, Jordan.				
Attendance:	71,053	Date: Jan. 1			

**1985 Rose Bowl
USC 20, Ohio State 17**

USC's defense prevailed over Ohio State's potent offense featuring Heisman Trophy runnerup Keith Byars, 20-17. Interceptions set up USC's two touchdowns and the Trojan defense also stopped two key Buckeye drives--one early in the contest that got to the four-yard line and one late in the game which ended up at the 38. For USC, Tim Green threw touchdown passes to Joe Cormier and Timmie Ware while Steve Jordan kicked two 51-yard field goals. Most of Ohio State's points were provided by Rich Spangler, who hit three field goals.

Ohio State	3	3	3	8	-- 17
USC	10	7	3	0	-- 20
Scoring:	Ohio State--Touchdown, Carter, PAT, Tomczak (2-pointer). Field Goals, Spangler (3). USC--Touchdowns, Cormier, Ware, PAT, Jordan (2). Field Goals, Jordan (2).				
Attendance:	102,594	Date: Jan. 1			



BOWL GAME SUMMARIES

1985 Aloha Bowl Alabama 24, USC 3

The nation's top two bowl teams (USC with the most wins and Alabama with the most appearances) faced off in balmy Honolulu. The score was tied at halftime, 3-3, but the Crimson Tide rolled in the second half to win, 24-3. USC managed only 197 total yards (just 61 rushing) and 10 first downs. On the other hand, Alabama had 317 total yards, 205 coming on the ground. Mike Shula, Al Bell, Gene Jelks, Cornelius Bennett and Jon Hand starred for the Crimson Tide.

USC	0	3	0	0	-- 3
Alabama	3	0	7	14	-- 24

Scoring: USC--Field Goal, Shafer.
Alabama--Touchdowns, Turner, Whitehurst, Bell.
PAT, Tiffin (3). Field Goal, Tiffin.
Attendance: 35,183 **Date:** Dec. 28

1987 Florida Citrus Bowl Auburn 16, USC 7

In Ted Tollner's final game as USC's head coach, his Trojan defense held down a high-powered Auburn offense (led by Brent Fullwood, the nation's top runner). But Troy's offense was ineffective and the Tigers won, 16-7, in chilly Orlando. Outside linebacker Marcus Cotton provided USC with its only score on a spectacular 24-yard scoring interception return early in the game. Two long second-quarter drives by Auburn, plus a safety late in the game, gave Auburn its only points. USC made it interesting at the end after Louis Brock blocked a Tiger punt, but the Trojans couldn't score on fourth-and-inches at the goal line. Fullwood had 152 yards rushing and one TD for Auburn, which had just 290 total yards on the day.

Auburn	0	14	0	2	-- 16
USC	7	0	0	0	-- 7

Scoring: Auburn--Touchdowns, Reeves, Fullwood. PAT, Knapp (2). Safety, Peete called for intentionally grounding in end zone.
USC--Touchdown, Cotton. PAT, Shafer.
Attendance: 51,113 **Date:** Jan. 1

1988 Rose Bowl Michigan State 20, USC 17

For just the fifth time ever, teams that had played each other earlier in the season (Michigan State had beaten USC in the 1988 season opener, 27-13) faced off in the Rose Bowl. The Spartans prevailed again, this time 20-17, breaking a six-game Big Ten losing streak in Pasadena. Despite getting more total yards (410 to 276) and first downs (21 to 11) than Michigan State, the Trojans were hurt by five turnovers, including a lost fumble on a mishandled snap on the Spartan 30 with 1:37 to play as Troy was marching downfield on an impressive drive. USC trailed 14-3 at halftime, but two touchdowns passes from quarterback Rodney Peete to split end Ken Henry eventually evened the score at 17-17 midway through the last quarter. On the next series, Michigan State moved into its winning field goal position with the help of a spectacular 36-yard jump pass from quarterback Bobby McAllister to split end Andre Rison. USC had to play Michigan State for the second time that season without star Trojan tailback Steven Webster (he sat out the opener with a sprained ankle and tore knee ligaments in the regular season finale against UCLA).

USC	3	0	7	7	-- 17
Michigan State	7	7	0	6	-- 20

Scoring: USC--Touchdowns, Henry (2). PAT, Rodriguez (2). Field Goal, Rodriguez.
Michigan State--Touchdowns, White (2). PAT, Langeloh (2). Field Goals, Langeloh (2).
Attendance: 103,847 **Date:** Jan. 1

1989 Rose Bowl Michigan 22, USC 14

In a "teacher-versus-pupil" matchup (USC coach Larry Smith served under Wolverine coach Bo Schembechler at both Miami of Ohio and Michigan), the teacher got the better of it as Michigan came back from a 14-3 halftime deficit to win 22-14. It was a disappointing way for USC to conclude its 100th anniversary of football. After falling behind 3-0 on a Mike Gillette field goal, USC charged back as quarterback Rodney Peete ran for a pair of short touchdowns (1 and 4 yards) in the second quarter. But it was all Michigan in the second half, as the Wolverines amassed 230 of their 352 total yards then. They scored 3 times on long drives, the first on a 6-yard Demetrius Brown-to-Chris Calloway aerial that capped a 67-yard drive to open the third quarter. Then Rose Bowl MVP Leroy Hoard scored twice for Michigan on 1-yard runs in the final period, coming off of 92 and 70-yard drives. Hoard had 142 yards rushing (the first time anyone broke the century rushing mark against the Trojans all year), including a key 61-yard run to set up the Wolverines' final score. USC, which managed a season-low 296 total yards, didn't help its cause with 5 turnovers, 11 penalties and numerous missed tackles. The win was only Schembechler's second in 9 tries in Pasadena.

Michigan	3	0	6	13	-- 22
USC	0	14	0	0	-- 14

Scoring: Michigan--Touchdowns, Calloway, Hoard (2). PAT, Gillette. Field Goal, Gillette.
USC--Touchdowns, Peete (2). PAT, Rodriguez (2).
Attendance: 101,688 **Date:** Jan. 2

1990 Rose Bowl USC 17, Michigan 10

After losing the previous 2 Rose Bowls, USC beat Michigan, 17-10, in a rematch of the 1989 game. The win, in Bo Schembechler's final game as Wolverine coach, ended Michigan's national title hopes. It was a bittersweet victory for USC coach Larry Smith, who served 6 years as an assistant under Schembechler at Miami of Ohio and Michigan. Trojan tailback Ricky Ervins, the Rose Bowl MVP, scored the game-winning TD on a 14-yard run with 1:10 to play. Ervins, who lives 5 minutes from the Rose Bowl and used to park cars there on New Year's Day, ran for 126 yards on 30 carries and caught 5 passes for 44 yards. USC, which dominated the stats, pulled off a key play early in the second quarter when defensive guard Dan Owens blocked a punt. Six plays later, quarterback Todd Marinovich, who was 22-of-31 passing for 178 yards, scored on a 1-yard run. Kickers J.D. Carlson of Michigan (19 yards) and USC's Quin Rodriguez (34 yards) then matched field goals prior to halftime. Michigan tied the score on a 2-yard run by tailback Allen Jefferson in the third quarter and the game looked like it would end deadlocked. But, with less than 6 minutes to go, Michigan was called for holding on a successful Wolverine fake punt and USC took over at its 25-yard line. Troy then went 75 yards in 11 plays for the winning score. Michigan tailback Leroy Hoard became the first player to run for 100-plus yards against USC all season (he had 108 yards on 17 carries).

USC	0	10	0	7	-- 17
Michigan	0	3	7	0	-- 10

Scoring: USC--Touchdowns, Marinovich, Ervins. PAT, Rodriguez (2). Field Goal, Rodriguez.
Michigan--Touchdown, Jefferson. PAT, Carlson. Field Goal, Carlson.
Attendance: 103,450 **Date:** Jan. 1

1990 John Hancock Bowl Michigan State 17, USC 16

Playing in its eighth different bowl, USC lost to Michigan State, 17-16, in the John Hancock Bowl in El Paso, Tex., on New Year's Eve day. It was the 900th game in Trojan gridiron history. USC dominated the stats, getting more total yards (336-215), plays (76-52), first downs (21-12) and possession time (35:45-24:15). Troy limited the powerful Spartan rushing attack (which averaged 253.9 yards a game to rank 10th nationally) to an MSU season-low 84 yards. Big Ten rushing champ tailback Tico Duckett got just 18 yards. But Troy had 4 costly turnovers (including 2 in MSU's end zone) and converted only 5 of 14 first downs. USC scored first when quarterback Todd Marinovich hit flanker Gary Wellman with a 7-yard TD pass late in the opening quarter. Marinovich was 18-of-30 for 174 yards, but threw 3 interceptions (including 1 in the end zone) and also fumbled the ball on fourth-and-goal at the Spartan 1-yard line in the middle of the second quarter (which MSU recovered in the end zone). Michigan State marched 80 yards to a TD after that fumble recovery, with tailback Hyland Hickson scoring on an 18-yard run to tie the score at 7-7 at halftime. After placekicker Quin Rodriguez hit a 20-yard field goal on USC's opening possession of the second half (which ended on the MSU 3-yard line), the Spartans countered with a 21-yard TD pass from quarterback Dan Enos to flanker Courtney Hawkins (the first TD reception by a MSU wide receiver all year), who was the game's MVP with 6 catches for a season-high 106 yards, and a career-long 52-yard field goal by John Langeloh. Rodriguez capped USC's next series with a career-long 54-yard field goal early in the fourth quarter. Then, down 17-13, cornerback Stephon Pace intercepted an Enos pass to give USC the ball near midfield. But the Trojans could get no closer than the MSU 17 before backup quarterback Shane Foley's errant pitch stalled the drive and USC had to settle for another Rodriguez field goal, this one 43 yards with 5:54 to play. Troy, however, could never get the ball back. Tailback Mazio Royster had a game-high 125 yards on 32 carries, only the second player to break the century rushing mark against Michigan State in 1990. USC rushed for 156 yards versus an MSU defense which was ranked 17th nationally against the run (allowing just 113.2 yards a game). Trojan outside linebacker Craig Hartsuyker, who had 2 quarterback sacks and forced a fumble, was named the game's Most Valuable Lineman.

USC	7	0	3	6	-- 16
Michigan State	0	7	10	0	-- 17

Scoring: USC--Touchdown, Wellman. PAT, Rodriguez. Field Goals, Rodriguez (3).
Michigan State--Touchdowns, Hickson, Hawkins. PAT, Langeloh (2). Field Goal, Langeloh.
Attendance: 50,562 **Date:** Dec. 31



**1992 Freedom Bowl
Fresno State 24, USC 7**

USC, making its 35th bowl appearance, was stunned by unranked, 8-point underdog Fresno State, 24-7, in the ninth Freedom Bowl in Anaheim Stadium. It was the first meeting ever between the Trojans and Bulldogs. Fresno State dominated, particularly in the second half. FSU, with the nation's No. 1 scoring offense (40.5) and No. 2 total offense (482.9), held the ball 15-plus minutes more (37:32-22:28), had 322 more total yards (405-183), 10 more first downs (24-14) and 34 more plays (84-50). USC's 183 total yards were its fewest since getting 163 at Washington in 1990 and its 95 passing yards were its fewest since getting 74 at Oregon in 1991. The Trojans had 4 turnovers (FSU had none) and converted just 1-of-9 third downs. The first half, played in a steady rain, ended in a 7-7 tie. It was the fewest points FSU had scored in a half all season (and it was the first time the Bulldogs were shut out in the first quarter in 1992). USC tailback Deon Strother opened the scoring with a 1-yard plunge early in the second quarter, but FSU answered when fullback Lorenzo Neal ran for a 1-yard TD. While attempting to catch a pass on the last play of the half, USC flanker Curtis Conway sprained his right knee and missed the second half (it was the first time in 23 games that he didn't catch a pass). After a 43-yard field goal by placekicker Derek Mahoney in the third quarter, FSU scored twice late in the game on runs by tailbacks Anthony Daigle (2 yards) and Ron Rivers (5 yards). Rivers had a game-high 104 yards on 19 carries, while Freedom Bowl MVP Neal had 75 yards on 19 tries. Bulldog quarterback Trent Dilfer was 13-of-28 for 164 yards. Tailback Estrus Crayton, USC's game MVP, led Troy with 79 yards on 19 attempts. Defensively, safety Jason Sehorn had a game-high 10 tackles, while inside linebacker Brian Williams added 9 stops, cornerback Jerald Henry had 8, and cornerback Jason Oliver had 7 along with a blocked field goal.

Fresno State	0	7	3	14	-- 24
USC	0	7	0	0	-- 7

Scoring: Fresno State--Touchdowns, Neal, Daigle, Rivers.
PAT, Mahoney (3). Field Goal, Mahoney.
USC--Touchdown, Strother. PAT, Ford.
Attendance: 50,745 **Date:** Dec. 29

**1993 Freedom Bowl
USC 28, Utah 21**

USC, exorcising the demons of Anaheim Stadium, scored 28 points in the first 17 minutes of the game and then held off a furious Utah second-half rally to win Freedom Bowl X, 28-21, before 43,150 fans and a national Raycom television audience. The Trojans, making their 36th bowl appearance, were playing in Anaheim Stadium for the third time in 14 games, but had yet to win there (losing in the 1992 Freedom Bowl to Fresno State and the 1993 season-opening Disneyland Pigskin Classic to North Carolina). It was the first USC-Utah meeting in 45 years. USC, a 17-point favorite, scored easily on its first 4 possessions. In the first quarter, quarterback Rob Johnson hit All-American wide receiver Johnnie Morton on TD throws of 31 and 9 yards, and tailback David Dotson dove over from 2 yards out. Then, Johnson connected with tight end Johnny McWilliams on a 5-yard scoring toss just 1:26 into the second quarter. But after that, USC's offense--hampered by an ineffective running game (the Trojans ran for just 91 yards)--stalled. Utah, playing in just its fourth bowl game, came alive after halftime, scoring on 3 of its first 5 possessions: a 59-yard TD pass from quarterback Mike McCoy to slotback Henry Lusk, a 34-yard run by fullback Jamal Anderson and a 1-yard run by tailback Keith Williams. But USC got the ball with 3:19 to play and held it until just 8 seconds remained, when McCoy's desperation pass was intercepted by cornerback John Herpin (Herpin's second pick of the game). Morton was named the game's MVP as he caught a Freedom Bowl-record 10 passes for 147 yards and the 2 scores (to tie a Freedom Bowl TD catch mark) despite playing weakened with the flu (7 of his catches for 121 yards and both TDs were in the first half). Johnson, who also had come down with a slight case of the flu, completed a Freedom Bowl-record 30 passes in 44 attempts for 345 yards and the 3 TD aeriels (in the first half, he was 17-of-25 for 255 with the 3 TDs). Morton became the Pac-10's No. 2 career receiver with 201 grabs, while Johnson set USC's season pass completion percentage mark (68.6%). USC tailback Shawn Walters ran for a game-high 70 yards on 19 carries, while fullback Deon Strother added 50 rushing yards on 9 attempts and caught 6 passes for 63 yards. USC wide receiver Ken Grace, who had 4 catches for 48 yards, returned a punt 31 yards, a Freedom Bowl mark. USC generated 436 yards of total offense on 82 plays and held the ball 32:14. Utah threatened 3 times inside the USC 30-yard line in the opening half, but USC's defense held each time, including an impressive goal line stand and an interception in the end zone by cornerback Jason Sehorn. Utah came into the game averaging 484.6 total yards (fifth in the U.S.), 324.3 passing yards (seventh in the U.S.) and 30.8 points, but was limited to 350 total yards (286 through the air). McCoy, who was second nationally in total offense (330.8), was 23-of-40 for 286 yards, 1 TD and 3 interceptions (at the half, he was 10-of-20 for 81 yards with 2 picks). Lusk had 6 catches for 140 yards and the TD, while Anderson ran for 67 yards and the TD on 16 carries and caught 7 passes for 61 yards. Outside linebacker Brian Williams and safety Mike Salmon topped USC in tackles with 9 each (both had 2 for losses). USC coach John Robinson, who has led USC to at least 8 wins in each of his 8 seasons there, upped his bowl record to 5-1.

Utah	0	0	13	8	-- 21
USC	20	8	0	0	-- 28

Scoring: Utah--Touchdowns, He. Lusk, Anderson, Williams.
PAT, Yergerson, Anderson (2--pointer).
USC--Touchdowns, Morton (2), Dotson, McWilliams.
PAT, Ford (2), Banta (2--pointer).
Attendance: 37,203 **Date:** Dec. 30

**1995 Cotton Bowl
USC 55, Texas Tech 14**

USC (ranked 20th by UPI, 21st by AP and 22nd by USA Today/CNN) made quite an impression in its first visit to the Mobil Cotton Bowl Classic, smashing Texas Tech, 55-14, in a record-filled performance before a sellout crowd of 70,218 and an NBC-TV national audience. It was USC's 24th bowl victory, its 37th bowl appearance (in 10 different bowls), its 17th win in the last 19 games against Southwest Conference opponents, its third win in 3 tries over Texas Tech, and coach John Robinson's sixth bowl win in 7 trips (giving Robinson at least 8 wins in each of his 9 seasons at Troy). After 59 years, it was also the last Cotton Bowl where an SWC team served as host. Texas Tech was making only its second visit to the Cotton Bowl (the first was in 1939). The game was over quickly, as it was 28-0 after the first quarter and 34-0 at halftime. USC led 48-0 before Texas Tech scored against the Trojan reserves late in the third quarter. USC set Cotton Bowl records for most points in a game, most points in a quarter (USC's most since also scoring 28 in the second quarter against California in 1978) and most touchdowns (7), while scoring its most points ever in a bowl and posting its biggest bowl victory margin (second in Cotton Bowl history). It was the most points scored against Texas Tech since Miami had 61 in 1986. Troy's first 3 scores came in a 1:16 span. After tailback Shawn Walters, 1 of 8 Texans on the Trojan roster, ran 11 yards for a TD, USC recovered a fumble on the ensuing kickoff and, on the next play, quarterback Rob Johnson hit fullback Terry Barnum for a 19-yard score. Three plays later, cornerback John Herpin, another Texas native, intercepted a Zebbie Lethridge pass and returned it 26 yards for a TD. Herpin, who intercepted another pass in the second quarter to set up a field goal, was named the game's Outstanding Defensive Player. USC's next 3 TDs came on aeriels to wide receiver Keyshawn Johnson of 12, 22 and 86 yards (the 86-yarder was 1 yard shy of the longest pass in Cotton Bowl and USC history), the first 2 from Rob Johnson and the third from quarterback Brad Otton. Keyshawn Johnson, selected as the game's Outstanding Offensive Player, had 8 catches overall for a Cotton Bowl-record 222 yards (just 7 yards shy of the Trojan single game record). His 3 TD catches set a Cotton Bowl record and equalled a Trojan mark. Rob Johnson, who became USC's career passing yardage leader and the Pac-10 and USC recordholder for career completion percentage, was 16-of-21 for 289 yards (the second most yards in Cotton Bowl history). The other Trojan scores came on a late 2-yard Otton pass to tight end Jeff Diltz and second quarter field goals by placekicker Cole Ford of 39 and a career-best 42 yards. Ford's 7 PAT kicks was a Cotton Bowl record. Walters ran for a game-best 82 yards on 14 carries. Otton was 8-of-14 for 146 yards. USC thoroughly dominated the statistics, more than doubling Texas Tech in total yardage (578-260) and possession time (40:02-19:58) while also having more first downs (21-14) and plays (80-63). USC, which averaged 7.2 yards per play, set Cotton Bowl records for total yards, passing yards (a USC record 435) and completions (24). USC did this against a Texas Tech defense which entered the game third nationally in pass efficiency defense (88.6), 10th in scoring defense (17.4) and 22nd in total defense (311.0). The Red Raiders had held 5 foes to single digits in scoring and had given up just 47 points in their previous 5 games. Inside linebacker Jeff Kopp led USC in tackles with 7, while safety Sammy Knight added 6. Texas Tech, which punted 10 times, advanced into USC territory on just 4 of its 16 possessions.

USC	28	6	14	7	-- 55
Texas Tech	0	0	7	7	-- 14

Scoring: USC--Touchdowns, K. Johnson (3), Herpin, Walters, Barnum, Diltz. PAT, Ford (7). Field Goals, Ford (2).
Texas Tech--Touchdowns, Lethridge, Mitchell.
PAT, Davis (2).
Attendance: 70,218 **Date:** Jan. 2

**1996 Rose Bowl
USC 41, Northwestern 32**

Behind the stellar play of wide receiver Keyshawn Johnson and quarterback Brad Otton, USC (ranked 15th by UPI and 17th by USA Today/CNN and AP) put an end to No. 3-ranked Northwestern's Cinderella season with an exciting 41-32 Rose Bowl win before a sellout crowd of 100,102 and a national ABC-TV audience. It was the 50th anniversary of the Pac-10/Big Ten agreement in the Rose Bowl. It was USC's 20th victory in its unprecedented 28th trip to Pasadena (but its first since the 1990 game) and Troy's first win over a Top 3 team since defeating Michigan in that 1990 Rose Bowl, while Northwestern--having its first winning season since 1971 (the Wildcats came in with a 10-1 record)--was playing in only its second-ever bowl (its first since winning the 1949 Rose Bowl). It also gave USC coach John Robinson a 4-0 Rose Bowl record (and 7-1 in all bowls). The Trojans jumped off to a quick start, driving 83 yards with the opening kickoff while using a no-huddle offense as running back LaVale Woods scored on a 1-yard plunge. But Northwestern answered on its first possession, as running back Darnell Autry ran 3 yards for a TD to cap a 68-yard drive. USC then scored 17 unanswered second quarter points:



BOWL GAME SUMMARIES

a scrambling 21-yard TD pass from Otton to running back Terry Barnum, a 30-yard field goal by placekicker Adam Abrams and, on Northwestern's next possession, cornerback Daylon McCutcheon's 53-yard fumble return after safety Sammy Knight knocked the ball loose from Wildcat wide receiver Brian Musso. Northwestern got a 29-yard field goal from placekicker Troy Gowins with 2 seconds to go in the half following a Trojan fumble, but Troy led 24-10 at intermission [it was USC's most first half points since scoring 34 against Texas Tech in the 1995 Cotton Bowl]. The Wildcats then scored on their first 4 possessions of the second half: another Gowins field goal (this one from 28 yards), a 9-yard Autry run (after Northwestern recovered a surprise on-side kick), a 1-yard sneak by quarterback Steve Schnur (which followed a 56-yard Trojan scoring strike from Otton to Johnson), and a 2-yard Autry run early in the fourth quarter that gave Northwestern its first lead of the day, 32-31. But USC came right back, getting a 46-yard Abrams field goal (the longest by a Trojan since Quin Rodriguez hit a 54-yarder against Michigan State in the 1990 John Hancock Bowl). Safety Jesse Davis then sealed the victory for USC with an interception which led to a 5-yard TD by running back Delon Washington. Johnson, who served as a Trojan ballboy at the 1985 Rose Bowl, was named the Rose Bowl MVP, as he grabbed 12 passes (all for first downs) for a Rose Bowl record 216 yards (his 17th 100-yard outing in his career and the eighth of 1995). Otton played the entire game for the first time in the 1995 season, hitting 29-of-44 passes for 391 yards (all career highs) with 2 TDs and no interceptions; the yardage was 1 yard shy of Rob Johnson's USC record and was the third most in Rose Bowl history. Autry had his 13th consecutive 100-yard rushing game, getting 110 yards on 32 carries with the 3 TDs, while Schnur was 23-of-39 for a career-best 336 yards (including 7 completions for 145 yards to wide receiver D'Wayne Bates). Northwestern outgained USC in total yards, 475-520, and limited Troy to just 29 rushing yards (its fewest since getting 7 yards against UCLA in 1993), but the Wildcats' uncharacteristic 2 turnovers led to 14 Trojan points, proving costly to a team which was third nationally in turnover margin (1.82). The Wildcats also had a TD pass called back because of a penalty late in the game and missed 2 field goals, including a 49-yard attempt that hit the upright with 35 seconds to go. USC, on the other hand, had 11 penalties (including 9 in the second half). Trojan cornerback Brian Kelly had a game-high 11 tackles (along with 2 deflections), while Knight and linebacker Scott Fields added 7 stops each.

USC	7	17	7	10	--	41
Northwestern	7	3	16	6	--	32

Scoring: USC--Touchdowns, L. Woods, Barnum, McCutcheon, K. Johnson, Washington. PAT, Abrams (5). Field Goals, Abrams (2).
Northwestern--Touchdowns, D. Autry (3), Schnur. PAT, Gowins (2). Field Goals, Gowins (2).

Attendance: 100,102 Date: Jan. 1

1998 Sun Bowl TCU 28, USC 19

In a stunning upset, 16-point underdog TCU—which barely qualified for post-season play with a 6-5 record—used a potent option attack and a stingy run defense to beat USC, 28-19, in the 65th Norwest Sun Bowl before 46,612 fans and a national CBS-TV audience. The Horned Frogs' option offense gained 314 yards on the ground (the most against the Trojans since Notre Dame had 330 in 1992) and their defense limited Troy to a USC and Sun Bowl record low -23 rushing yards. It was TCU's first bowl win since 1957. TCU, which scored touchdowns on its first 3 possessions of the opening half on runs of 3 and 60 yards by TB Basil Mitchell and 7 yards by QB Patrick Batteaux, led 21-3 at intermission. USC's only first-half points came on a 35-yard field goal by PK Adam Abrams late in the second quarter. The Horned Frogs opened up a 25-point lead on their initial drive of the second half as Batteaux scored on a 3-yard run. USC battled back by scoring on its first 3 drives of the second half, first on a 23-yard pass from QB Carson Palmer to WR Billy Miller, then on a 1-yard run by TB Petros Papadakis and a 46-yard Abrams field goal early in the fourth quarter (Abrams was the game's Special Teams MVP). The Trojans got the ball back twice more, but those drives resulted in a loss of 30 yards as Palmer was sacked 3 times. Mitchell, the game's MVP rushed for 185 yards on 19 carries (including 114 in the first half) for a 9.7 average per carry. Batteaux added 94 yards on 28 tries while executing the option to perfection (he also completed 4-of-5 passes for 51 yards). TCU stayed mainly on the ground, as 61 of its 67 plays were runs (the most rushes against USC since Penn State had 66 in 1993). The Horned Frogs threw for only 51 yards (the fewest allowed by USC since Oregon State had 29 in 1995). TCU amassed 365 total yards, converted 10-of-16 third downs (including 7-of-9 in the first half) and held the ball 35:51. USC managed just 257 total yards and 12 first downs on only 49 plays. Troy converted just 1-of-11 third downs (that came in the first quarter). Palmer was 17-of-28 for a career-best 280 yards, but was sacked 6 times (all in the second half). WR R. Jay Soward had a game-best 6 catches for 64 yards, WR Larry Parker added 4 for 104 yards and Miller had 3 for 67 yards. LB Chris Claiborne had a game-best 13 tackles and S Grant Pearsall added 11 stops.

USC	0	3	13	3	--	19
TCU	14	7	7	0	--	28

Scoring: USC--Touchdowns, Miller, Papadakis. PAT, Abrams. Field Goals, Abrams (2).
TCU--Touchdowns, Mitchell (2), Batteaux (2). PAT, Kaylakie (4).

Attendance: 46,612 Date: Dec. 31

2001 Las Vegas Bowl Utah 10, USC 6

Behind a time-consuming, powerful running attack and a dominating defense, Utah beat USC, 10-6, in the 10th Sega Sports Las Vegas Bowl before 22,385 fans and a national ABC-TV audience. The outcome—the Trojans' fifth loss of 2001 by 5 or less points—snapped USC's 4-game winning streak and Utah's 2-game losing skid. It also ended the Utes' 6-game losing streak to USC (Utah last beat Troy in 1916). The defensive struggle produced the lowest scoring Las Vegas Bowl ever. But that figured, as both squads were highly-ranked nationally in scoring defense (USC was 11th at 17.9 and Utah was 13th at 18.6). Utah, which entered the game ranked in the Top 25 nationally in all 4 defensive categories, limited the Trojans to just 151 total yards, including only 1 yard rushing. It was USC's fewest total yards since getting 124 against Washington in 1996 and its fewest rushing yards since having -20 at Arizona in 1999. USC had just 12 first downs, converted only 2-of-12 third downs and was sacked 4 times (including twice by ROV Sheldon Deckart, who had a team-high 6 tackles). USC punted on 8 of its 11 possessions (including on its first 4 drives and its final 4), went 3-and-out 5 times and penetrated Utah territory only 4 times (getting inside the 30 just once). At halftime, USC had just 15 total yards (with -53 on the ground) and 3 first downs. On offense, Utah—which was 12th nationally in rushing offense at 218.9-controlled the clock (holding the ball 16 minutes more than USC, 38:01 to 21:59) by running 54 times for 222 of its 358 total yards. The Utes ran off 75 plays (USC had just 51). HB Adam Tate ran for a game-best 103 yards on 23 carries, while fellow HB Dameon Hunter (a 1,000-yard runner in 2001) rushed for 94 yards on 17 tries and was named Utah's game MVP. Utah QB Lance Rice was 12-of-21 for 136 yards while hitting some timely passes, including a game-best 4 to WR Josh Lyman (for 41 yards) and 3 to TE Michael Richardson (for 35 yards). Utah scored on its second possession of the game as Tate ran for a 3-yard TD to cap a 7-play, 48-yard drive late in the first quarter. Then, after USC PK David Davis—the Pac-10's most accurate field goal kicker in 2001—missed a 47-yarder (breaking his string of 12 consecutive successful field goals), the Utes drove 61 yards in 12 plays to set up PK Ryan Kaneshiro's 26-yard field goal with 29 seconds to play in the half. USC came alive to start the second half, taking the opening kickoff and driving 80 yards in 12 plays, finishing with a 2-yard scoring run by FB Sunny Byrd (but Davis missed the PAT). But despite getting a pair of turnovers—CB Kris Richard recovered a fumble and LB John Cousins intercepted a pass—on Utah's next 2 possessions, the Trojans couldn't get any closer than the Ute 40-yard line the rest of the way. Trojan QB Carson Palmer was 15-of-26 for 150 yards, while WRs Kareem Kelly (33 yards) and Devin Pitts (32 yards) each had 3 receptions. Trojan All-American safety Troy Polamalu—picked as USC's game MVP—had a Las Vegas Bowl record and career-high 20 tackles (with a game record 12 solo), including 3 for losses, while S DeShaun Hill (14 stops and a forced fumble) and LB Frank Strong (12 tackles, including 4 for losses) also posted career bests in tackles. It was USC's first game in the state of Nevada and its sixth contest on Christmas Day (but its first since 1934). The crowd was the smallest ever to see USC in a bowl and the fewest at a Trojan game since 20,938 showed up at Oregon State in 1997.

Utah	7	3	0	0	--	10
USC	0	0	6	0	--	6

Scoring: Utah--Touchdown, Tate. PAT, Kaneshiro. Field Goal, Kaneshiro.
USC--Touchdown, Byrd.

Attendance: 22,385 Date: Dec. 25

2003 Orange Bowl USC 38, Iowa 17

No. 5-ranked USC—behind a balanced offense and a stingy defense—staked its claim as one of the nation's top teams as it swamped No. 3 Iowa, 38-17, in the 69th FedEx Orange Bowl before a sold out crowd of 75,971 fans under the lights in Pro Player Stadium and a national ABC-TV audience. It was Pac-10 co-champion USC's eighth win in a row (giving Troy its first 11-win season since 1979) and it snapped Big Ten co-champ Iowa's 9-game winning streak. It was the first meeting between the teams in 26 years and the first trip to the Orange Bowl for either school. It also was Troy's first win ever in Florida in 5 tries and came against the ninth AP-ranked squad the Trojans played in the 2002 season. And USC scored at least 30 points for a school-record eighth consecutive game. USC dominated the Hawkeyes statistically, getting more total yards (550-323), first downs (30-18), plays (80-58) and possession time (38:06-21:54). It was the ninth game in a row that USC had at least 400 yards of total offense. Despite facing an Iowa defense that was second nationally against the run (68.2), Troy rushed for a season-best 247 yards and scored 4 TDs on the ground. And USC—playing without 2-time All-American S Troy Polamalu, who was held out with a sore hamstring—kept in check a Hawkeye offense that was sixth nationally in scoring (38.9). At the start, it looked like Iowa would provide a stiff challenge as WR C.J. Jones ran back the opening kickoff an Orange Bowl-record 100 yards for a TD. But USC responded quickly as QB Carson Palmer's 65-yard bomb to WR Kareem Kelly on Troy's first play set up TB Justin Fargas' 4-yard scoring run just 3 plays later. Then, after Iowa had to settle for a 35-yard field goal by PK Nate Kaeding after advancing to the USC 2-yard line on the ensuing drive, USC reeled off 31 unanswered points. First, PK Ryan Killeen atoned for an earlier missed field goal by nailing a 35-yarder late in the half (DT Bernard Riley then blocked Kaeding's 28-yard field goal try at the end of the half to keep the score knotted at 10-10). Next, USC scored on



**2005 Orange Bowl
USC 55*, Oklahoma 19**

its first 3 possessions of the second half, first an 18-yard Palmer TD pass to WR Mike Williams, then a career-long 50-yard TD run by Fargas (to cap a 99-yard drive) and a 5-yard run by TB Sultan McCullough at the top of the fourth quarter. FB Sunny Byrd added a 6-yard scoring run late in the game before Iowa added a touchdown against USC's reserves on an 18-yard pass from QB Brad Banks to WR Maurice Brown. Palmer proved his Heisman Trophy was no fluke as he hit 21-of-31 passes for 303 yards to earn Orange Bowl MVP honors, while Heisman runnerup Banks—the nation's passing efficiency leader—was just 15-of-36 for 204 yards and an interception (his first pick in his last 104 attempts). Fargas ran for 122 yards on 20 carries and McCullough added 76 yards on 12 tries, while Iowa RB Fred Russell—12th in the nation in rushing—was held to just 45 yards on 9 carries. Florida-native Williams (game-high 99 yards) and WR Keary Colbert (81 yards) each had 6 receptions, while Kelly had 3 for 74 yards to set an NCAA record for consecutive games with a catch (47) en route to becoming USC's career reception leader (204). Williams set NCAA freshman records for receptions (81), receiving yards (1,265) and receiving TDs (14). Brown had 6 catches for 63 yards for Iowa. LBs Mike Pollard and Matt Grootegoed each had a team-best 6 tackles for USC, while S Jason Leach had an interception and fumble recovery while filling in for Polamalu. Iowa hurt itself with 13 penalties and turned the ball over twice.

Iowa	10	0	0	7	-- 17
USC	7	3	14	14	-- 38

Scoring: Iowa--Touchdowns, Jones, Brown. PAT, Kaeding (2). Field Goal, Kaeding.
USC--Touchdowns, Fargas (2), M. Williams, McCullough, Byrd. PAT, Killeen (5). Field Goal, Killeen.
Attendance: 75,971 **Date:** Jan. 2

**2004 Rose Bowl
USC 28, Michigan 14**

QB Matt Leinart threw 3 touchdowns and caught another and the relentless Trojan defense recorded a season-high 9 sacks as No. 1 USC dominated No. 4 Michigan, 28-14, in the 90th Rose Bowl before a sold-out crowd of 93,849 and an ABC-TV national audience. The victory (USC's 21st Rose Bowl win) virtually guaranteed Troy the AP national championship, 25 years after its last national crown, and gave USC its first 12-win season since 1978. And it snapped Michigan's 6-game winning streak. The Trojans built a 21-0 lead before Michigan scored late in the third quarter. After DT Shaun Cody blocked a Wolverine field goal attempt early in the game, USC scored 4 plays into its first possession when WR Keary Colbert made an over-the-shoulder fingertip grab of Leinart's 25-yard aerial. Then, late in the first half following LB Lofa Tatupu's interception (he grabbed a ball that bounced off of SE Braylon Edwards' foot and returned it 26 yards to the Michigan 3), TB LenDale White took a Leinart toss 6 yards for another TD. Then, on the opening drive of the second half, Colbert made a spectacular one-handed grab of a 47-yard Leinart bomb (despite being interfered with) to up Troy's cushion. However, Michigan answered on its next series with a scoring drive that took nearly 8 minutes, capped by QB John Navarre's 5-yard pass to TE Tim Massaquoi. But USC responded right back, scoring on a tricky 15-yard reverse pass from WR Mike Williams to an unguarded Leinart. Wolverine TB Chris Perry ran 2 yards for a TD early in final quarter, but Michigan had the ball for only 4:12 in that quarter and never threatened again. Leinart was named the Rose Bowl MVP as he connected on 23-of-34 passes for 327 yards with the 3 scores (and no interceptions), along with his TD catch. Colbert, who became USC's career reception leader (with 207 catches), had 6 catches for a career-best 149 yards. Williams added a team-best 8 catches for 88 yards. White's TD was his 14th of the year, tying the USC freshman season record, while TB Reggie Bush—who had 41 yards rushing, 42 receiving and 49 on returns—set the USC freshman season all-purpose yardage mark (1,331 yards). Tatupu had a team-high 12 tackles, CB Will Poole added 10 stops (including 2 sacks) with 5 deflections and DE Kenechi Udeze had 3 sacks. USC's 9 sacks were its most since getting 13 against Oregon in 1992. Although Michigan held the ball 34:26 and had more plays (84 to 60) and first downs (25 to 19), the Trojans accumulated 410 total yards to UM's 320 (only 49 rushing). Michigan came into the game having allowed just 15 sacks and 5 TD passes all season. Navarre was 27-of-46 for 271 yards, Perry ran for 85 yards on 23 tries and Edwards had a game-high 10 receptions for 107 yards. USC set school overall attendance (946,482) and average (72,368) records.

USC	7	7	14	0	-- 28
Michigan	0	0	7	7	-- 14

Scoring: USC--Touchdowns, Colbert (2), White, Leinart. PAT, Killeen (4).
Michigan--Touchdowns, Massaquoi, Perry. PAT, Rivas (2).
Attendance: 93,849 **Date:** Jan. 1

Top-ranked USC won its 11th national championship—and second consecutive—in overwhelming fashion by thumping No. 2 Oklahoma, 55-19, in the BCS Championship Game in the 2005 Orange Bowl before a sold-out crowd of 77,912 in Miami's Pro Player Stadium and a national prime time ABC-TV audience. USC became just the second team ever to hold the AP No. 1 ranking from the pre-season through the bowl (Florida State did it in 1999). The Trojans also became the 10th team to win consecutive AP national championships. It was Troy's 22nd victory in a row, including a school-record 13 in 2004. USC's 55 points tied its most ever in a bowl (and were the most ever allowed in a bowl by Oklahoma). It was a school-record eighth time in the season that USC won by 30-plus points. USC scored 38 of its points off of OU turnovers. QB Matt Leinart, the game's MVP, threw an Orange Bowl record (and USC record-tying) 5 touchdowns, including 3 to WR Steve Smith (tying both an Orange Bowl and USC record). PK Ryan Killeen set the USC career scoring record (with 329 points). Oklahoma looked impressive early, driving 92 yards for the game's first score midway through the opening quarter on a 5-yard pass from QB Jason White to WR Travis Wilson. But USC countered on the ensuing possession to start a 28-point scoring run, as TE Dominique Byrd made a spectacular one-handed TD grab of a 33-yard Leinart aerial. Then, late in the quarter, USC S Josh Pinkard recovered a botched OU punt return and TB LenDale White ran for a 6-yard TD on the next play. S Jason Leach intercepted White's desperation heave on Oklahoma's next series and Leinart soon after hit WR Dwayne Jarrett on a 54-yard scoring bomb. White was picked off again on OU's next drive, this time by CB Eric Wright, and 3 plays later Leinart hit Smith for a 5-yard score with 9:17 to go in the half. After Oklahoma responded with a 29-yard field goal by PK Garrett Hartley, USC took just 4 plays to score again, this time on Smith's impressive one-armed reception of a 33-yard Leinart pass. When Oklahoma fumbled the ball away on its following possession (LB Matt Grootegoed had the recovery), Killeen nailed a 44-yard field goal with 3 seconds to go to put USC up 38-10 at halftime. USC scored on its first 2 drives of the second half: a 4-yard Leinart-to-Smith pass and a 42-yard Killeen field goal. The Trojans capped a 27-point scoring outburst when White ran for an 8-yard TD just 5 plays after Grootegoed intercepted White early in the fourth quarter. The Sooners scored twice late in the game against mostly Trojan reserves, getting a safety when Leinart fell on a fumbled snap in the end zone and then on White's 9-yard pass to Wilson. USC piled up 525 total yards (averaging 8.3 yards per play) to the Sooners' 372, even though OU ran off 13 more plays (76 to 63) and held the ball for 35:06. But USC didn't turn the ball over, while Oklahoma had 5 giveaways. For USC, Leinart was 18-of-35 for 332 yards, White ran for 118 yards on 15 carries, Smith had 7 catches for 113 yards, Jarrett had 5 receptions for 115 yards and TB Reggie Bush had 149 all-purpose yards (75 yards on 6 rushes, 36 yards on 2 kickoff returns, 31 yards on 2 catches and a 7-yard punt return). LB Lofa Tatupu had a game-best 12 tackles, S Darnell Bing added 10 stops and Leach and Grootegoed each had 7. OU's White was 24-of-36 for 244 yards, but threw 3 interceptions, Wilson caught 7 passes for 59 yards and TB Adrian Peterson ran for 82 yards on 25 tries. It marked the first time that a pair of Heisman Trophy winners (Leinart and White) faced each other in a game (in fact, 4 of the 2004 Heisman finalists played in the game, including Bush and Peterson).

Oklahoma	7	3	0	9	-- 19
USC	14	24	10	7	-- 55

Scoring: USC--Touchdowns, S. Smith (3), White (2), Byrd, Jarrett. PAT, Killeen (7). Field Goal, Killeen (2).
Oklahoma--Touchdowns, Wilson (2). PAT, Hartley. Field Goal, Hartley, Safety, Team.
Attendance: 77,912 **Date:** Jan. 4
**Win later vacated due to NCAA penalty*

**2006 Rose Bowl
Texas 41, USC 38***

QB Vince Young ran for a pair of touchdowns in the final minutes—including an 8-yard scrambling game-winner on fourth-and-5 with 19 seconds to go—to help No. 2 Texas overcome a 12-point deficit and upend top-ranked USC, 41-38, in the BCS Championship Game in the 2006 Rose Bowl before a sold-out crowd of 93,986 and a national prime time ABC-TV audience. The win was Texas's 20th in a row and snapped USC's 34-game winning streak, denying the Trojans an unprecedented third consecutive national championship (it was also Troy's first loss after 16 straight non-conference wins and 16 consecutive victories over AP Top 25 teams). Young, the 2005 Heisman Trophy runnerup and Rose Bowl Offensive MVP, accounted for 467 yards of total offense, including 200 rushing (the most by a runner against USC since Oregon State's Ken Simonton had 234 in 2000) with 3 TDs and 267 through the air on 30-of-40 passing. After USC took a 38-26 lead with 6:42 to play on QB Matt Leinart's 22-yard scoring pass to WR Dwayne Jarrett (Jarrett's USC season record-tying 16th touchdown reception), Young marched the Longhorns down the field in 8 plays as he scrambled for a 17-yard TD with 4:03 to play. Then, after USC failed to convert a fourth-and-2 run at midfield on the ensuing possession, Texas took over with 2:09 remaining and took 11 plays to score the clincher. After USC opened the game's scoring on a 4-yard run by TB LenDale White following LB Kaluka Maiava's recovery of a fumbled Texas punt return, the Longhorns scored the next 16 points on 3 straight possessions. First, PK David Pino hit



BOWL GAME SUMMARIES

a 46-yard field goal after Texas recovered a USC fumble at the UT 19-yard line, then TB Selvin Young took a lateral from Young and went the remaining 12 yards for a score (coming after Texas intercepted a Trojan pass in the end zone), but Pino's PAT missed. Then, TB Ramonce Taylor raced 30 yards for a TD. USC responded as PK Mario Danelo nailed a career-long 43-yard field goal with 2 seconds to go in the half. The teams scored 53 points in the second half (the most points in a half ever at the Rose Bowl), when there were 4 lead changes. After White ran 3 yards for a TD early in the half to give Troy a 17-16 edge, Young answered with a 14-yard scoring run, but the Trojans came right back on White's 12-yard TD rumble late in the third quarter. After Pino missed a field goal on the first play of the fourth quarter, USC drove 80 yards, culminating in TB Reggie Bush's 26-yard scoring run. Texas narrowed the gap to 31-26 on its next series as Pino hit a 34-yard field goal with 8:46 to play, but USC responded on the ensuing drive with the Leinart-to-Jarrett TD for what appeared to be a comfortable lead before Young took over. The teams produced a Rose Bowl-record 1,130 yards of combined total offense (the 9 combined rushing TDs and 60 combined first downs were also Rose Bowl marks). USC had a Rose Bowl-record 574 total yards (including 365 passing) and averaged 7.0 yards per play. Its 38 points were the most by a losing team in the Rose Bowl. Texas had 556 total yards (the most against USC since California's 601 in 1991), including 289 rushing (the most allowed by USC since Kansas State had 340 in 2001), while averaging 7.3 yards per play (8.0 rushing). UT's 30 first downs were the most against the Trojans since UCLA had a USC opponent record-tying 32 in 1970. White ran for 124 yards and 20 carries with the 3 touchdowns (setting USC and Pac-10 records for season and career rushing and overall TDs), Leinart was 29-of-40 for 365 yards (he was 16-of-19 for 218 yards in the second half) and at one point connected on a Rose Bowl-record 11 consecutive passes. Bush had 279 all-purpose yards (82 on 13 carries, 95 on a season-best 6 receptions and 102 on 5 kickoff returns) and Jarrett had 10 catches for 121 yards. Bush and White set an NCAA record for career touchdowns by teammates (99). S Darnell Bing led USC with 9 tackles, CB Josh Pinkard added 7 stops and LB Oscar Lua had 6. USC limited Texas to just 3-of-11 third down conversions. Texas TE David Thomas had 10 catches for 88 yards, while WR Limas Sweed added 8 receptions for 65 yards. S Michael Huff, the 2005 Thorpe Award winner and Rose Bowl Defensive MVP, had a game-best 12 tackles with a fumble recovery. The game marked the first time that a team fielded a pair of already-named Heisman winners (Leinart and Bush). It also was USC's first loss to Texas in 5 meetings, its first defeat in 6 bowl appearances when ranked No. 1 and its first post-season loss to a Big 12 team in 6 bowl trips. USC set a school record for overall season attendance (1,037,565), the first time it was over the million mark, and overall season attendance average (79,813). The game was viewed on ABC-TV by 35.6 million fans, making it the highest-rated college football game since the 1987 Fiesta Bowl.

Texas	0	16	7	18	--	41
USC	7	3	14	14	--	38

Scoring: USC--Touchdowns, White (3), Bush, Jarrett. PAT, Danelo (5). Field Goal, Danelo.
Texas--Touchdowns, V. Young (3), S. Young, Taylor. PAT, Pino (3), V. Young (2-pointer). Field Goal, Pino (2).

Attendance: 93,926 Date: Jan. 4

*Loss later vacated due to NCAA penalty

2007 Rose Bowl USC 32, Michigan 18

No. 8 USC used a second half offensive explosion behind 4 touchdown passes from QB John David Booty and a game-long stifling defense to dominate No. 3 Michigan, 32-18, in the 2007 Rose Bowl in front of a sold-out crowd of 93,852 and a national ABC-TV audience. It was USC's most points and biggest victory margin ever over the Wolverines. It gave Troy 5 consecutive 11-win seasons. The win exorcised the close losses Troy had in its previous 2 visits to the Pasadena stadium (to Texas in the 2006 BCS Championship Game and to UCLA at the end of the 2006 regular season). It took 30 minutes for USC—making an unprecedented fifth straight BCS bowl appearance—to shake off the disappointment of the UCLA upset that knocked the Trojans out of the BCS Championship Game. And by game's end, USC's victory quashed any talk that Michigan should have been playing in the BCS Championship Game instead of the Rose Bowl. The teams traded field goals (a 26-yarder by Trojan PK Mario Danelo late in the first quarter and a 41-yarder by PK Garrett Rivas on Michigan's ensuing possession early in the second quarter) in a mundane first half that saw USC collect just 122 total yards (20 rushing) to the Wolverines' 76 (minus 9 on the ground). But after DE Lawrence Jackson intercepted a screen pass by QB Chad Henne near midfield on Michigan's first possession of the second half, USC took just 4 plays to get into the end zone as Booty hit WR Chris McFoy for a 2-yard score. Sensing Michigan's staunchness against the run (the Wolverines led the nation in rush defense at 43.0 and allowed USC just a season-low 48 rushing yards) but its susceptibility to the pass, Booty's first toss of that series was the start of 27 passes in the Trojans' next 29 plays, as they scored on 5 consecutive drives. Late in the third quarter, Booty hit WR Dwayne Jarrett—the game's Offensive MVP with 11 catches (giving him USC's career receptions record) for 205 yards, both personal bests—on a quick slant and Jarrett broke free for a 22-yard TD (Danelo missed the PAT). In his Rose Bowl career, Jarrett's 21 receptions, 326 yards and 3 TD catches were all Rose Bowl records. Then, on Michigan's following possession, LB Brian Cushing sacked QB Chad Henne and forced a fumble that Jackson recovered, leading to a 26-yard Danelo field goal with 48 seconds to go in the quarter. The Wolverines

responded, however, as Henne hit WR Adrian Arrington on an 11-yard scoring pass and TB Mike Hart ran for a 2-point conversion to pull the Wolverines within a score, 19-11, early in the final quarter. But the Trojans continued their aerial assault, with Booty lofting a season-long 62-yard pass over a pair of Michigan defenders for Jarrett's second TD of the game (Danelo's PAT kick missed again). Next, WR Steve Smith—who caught 7 passes for 108 yards to go over the 1,000-yard receiving barrier for the season—got into the act by catching a 7-yard TD pass from Booty on USC's 4-play, 85-yard drive with less than 7 minutes to go. The Wolverines added a late touchdown on a 41-yard Henne pass to WR Steve Breaston. Booty completed 27-of-45 passes en route to his 4 TDs (all career bests, with the 4 TDs tying a Rose Bowl mark) and his 391 passing yards were the most surrendered by Michigan since the Michigan State's 400 in 1999. USC's 439 yards of total offense far surpassed what Michigan had been allowing (254.1, sixth in the nation). The Trojan defense posted 6 sacks against a UM squad that had allowed just 18 all season and limited the Wolverines to just 12 rushing yards (they had averaged 189.2 rushing yards in 2006). Michigan TB Mike Hart, who had run for at least 90 yards in every game of 2006, was limited to 47 yards on 17 carries. Henne completed 26-of-41 passes for 309 yards, but 14 of those completions and 185 of the yards came in the fourth quarter when the game was virtually decided. Breaston had 7 grabs for 115 yards, while WR Mario Manningham (79 yards) and TE Tyler Ecker (78 yards) each had 6 receptions. USC LB Keith Rivers had a game-best 9 tackles, while 4 of Cushing's 7 tackles were for losses (including 2.5 sacks) and he forced a fumble to help him earn the game's Defensive MVP trophy. USC played before a school-record 11th sellout crowd of the season.

USC	3	0	16	13	--	32
Michigan	0	3	0	15	--	18

Scoring: USC--Touchdowns, McFoy, Jarrett (2), Smith. PAT, Danelo (3). Field Goal, Danelo (2).
Michigan--Touchdowns, Arrington, Breaston. PAT, Rivas, Hart (2-pointer). Field Goal, Rivas.

Attendance: 93,852 Date: Jan. 1

2008 Rose Bowl USC 49, Illinois 17

No. 6 USC piled up a Rose Bowl-record 633 yards of total offense and took advantage of 4 turnovers by No. 13 Illinois to post a dominant 49-17 victory in the 2008 Rose Bowl before a sold-out crowd of 93,923 and a national ABC-TV audience. It equalled the most points scored in the Rose Bowl (Michigan scored 49 points in the 1902 and 1948 games) and the 32-point victory margin was the Rose Bowl's largest since UCLA's 36-point win over the Illini in the 1984 game. The victory gave USC an NCAA record 6 consecutive 11-win seasons. QB John David Booty, the Rose Bowl Offensive MVP, completed 25-of-37 passes for 255 yards and 3 TDs to set a Rose Bowl career record for touchdown passes (7). TB Joe McKnight had 206 all-purpose yards (125 on 10 rushes, 45 on 6 receptions and 36 on 3 punt returns). TBs Stafon Johnson (104 yards on 9 carries) and Chauncey Washington (75 yards on 12 attempts) also helped USC run for a season-best 344 yards. TE Fred Davis had a game-high 7 receptions for 87 yards. USC's defense posted a season-high 15 tackles for a loss (including 5 sacks) against Illinois' spread offense. The Illini converted just 4-of-14 third downs. CB Cary Harris had a team-best 10 tackles, plus 2 turnovers, while LB Rey Mauluga won Rose Bowl Defensive MVP honors with 3 sacks, an interception and a forced fumble and DE Lawrence Jackson added 3 tackles for a loss among his 5 stops. USC built up a quick 21-0 lead. Troy scored on its opening drive as Booty hit Washington for an 8-yard TD. Then, after Mauluga intercepted a pass from QB Juice Williams on Illinois' next series, USC used some trickery on its first play as WR-QB Garrett Green took a lateral and fired a 34-yard scoring strike to TB Desmond Reed. The Trojans added to their lead late in the half on a 3-yard Washington TD run, but Illinois got on the board with 38 seconds to go in the half on a 28-yard field goal by Jason Reda. The Illini made a run at the Trojans early in the second half when TB Rashard Mendenhall burst 79 yards for a score on Illinois' first series (it was the longest run against USC since 2004). Illinois was driving again on its next possession before LB Kaluka Maiava punched the ball out of WR Jacob Willis' grasp at the USC 1-yard line and LB Brian Cushing recovered the ball in the end zone for a touchback. Troy then drove 80 yards, capped by a 2-yard Booty TD pass to Davis (on the drive, McKnight scooped up a bobbled lateral and raced 65 yards to the Illinois 12-yard line). The Illini turned the ball over on their next 2 possessions (Harris had an interception and then a fumble recovery) and USC converted both, with McKnight running for a 6-yard score and WR David Ausberry catching a 15-yard TD pass from Booty early in the fourth quarter. After USC stopped Illinois on downs at the Trojan 12 late in the fourth quarter, Troy drove 87 yards and scored on a 3-yard run by TB Hershel Dennis late in the game (his first TD since 2004). Illinois then got a touchdown against USC's reserves as QB Eddie McGee hit WR Arrelious Benn for a 56-yard score. The teams combined for 1,078 yards of total offense, as the Illini had 445 total yards. Mendenhall ran for 155 yards on 17 carries (he also caught 5 passes for 59 yards), Williams hit 21-of-35 passes for 245 yards and Benn had 5 catches for 59 yards.

Illinois	0	3	7	7	--	17
USC	14	7	14	14	--	49

Scoring: USC--Touchdowns, C. Washington (2), Reed, Davis, McKnight, Ausberry, Dennis. PAT, Buehler (7).
Illinois--Touchdowns, Mendenhall, Benn. PAT, Reda (2).
Field Goal, Reda.

Attendance: 93,923 Date: Jan. 1



**2009 Rose Bowl
USC 38, Penn State 24**

QB Mark Sanchez threw 4 touchdown passes and ran for another score as No. 5 USC opened up a 24-point halftime lead and beat No. 6 Penn State, 38-24, in the 2009 Rose Bowl before a sold-out crowd of 93,293 and a national ABC-TV audience. USC, appearing in its record-tying fourth straight Rose Bowl, became the first team to win 3 consecutive Rose Bowls. It was the second-most points Penn State allowed in its 41 bowl appearances and the most points surrendered by the Nittany Lions in their past 37 games. It was also the most points USC scored against PSU in the 9-game series. It was USC's ninth win in a row over Big Ten opponents (and sixth in a row against the league in the Rose Bowl). The teams exchanged touchdowns late in the first quarter, as Sanchez hit WR Damian Williams on a 27-yard scoring toss to cap an 11-play, 86-yard drive and then Penn State put together a 9-play, 80-yard drive, culminating with a 9-yard TD run by QB Daryll Clark. USC then went on a 24-point scoring binge on 4 consecutive possessions in the second quarter: Sanchez had a 6-yard TD run early in the quarter to finish an 80-yard drive, PK David Buehler followed with a 30-yard field goal, WR Ronald Johnson caught a 19-yard touchdown bullet from Sanchez and, following S Will Harris' recovery of a PSU fumble, Sanchez hit TB C.J. Gable on a short toss that Gable turned into a 20-yard score with 36 seconds to go. That 31-7 score at intermission was USC's most first-half points in any of its 33 Rose Bowl appearances (the 24-point lead was USC's second-largest Rose Bowl halftime margin, behind a 26-0 halftime lead against Pittsburgh in the 1930 game). The 31 points also eclipsed the most points Penn State had allowed in a game in 2008. USC held decisive halftime edges in first downs (19 to 7), total yards (341 to 177, including 276 to 117 passing), plays (41 to 27), possession time (17:15 to 12:45) and third down conversions (6-of-8 to 1-of-5). After a scoreless third quarter, Penn State came alive, beginning with a 2-yard Clark scoring pass to WR Derrick Williams at the top of the quarter. After USC responded on its ensuing possession with a 45-yard Sanchez TD bomb to Johnson, the Nittany Lions tallied on their next 2 series: a 25-yard field goal by PK Kevin Kelly and a 9-yard Clark pass to WR Jordan Norwood. Penn State got the ball 2 more times, but interceptions by Will Harris and CB Cary Harris (in the end zone at the gun) thwarted those drives. Sanchez, named the Rose Bowl Offensive MVP, completed 28-of-35 passes for 413 yards, career highs for completions and yardage. It was the second most passing yards in a Rose Bowl game (behind 456 by Oregon's Danny O'Neil in 1995) and the fourth highest in USC history (the most since Carson Palmer's 425 versus Notre Dame in 2002), while his touchdowns (4) and completion percentage (80.0%) tied Rose Bowl game records. Sanchez did this against a Penn State defense that had given up only 6 touchdown passes in 2008 and was allowing only 168.0 passing yards. His 4 TD passes gave him 34 on the season, second most in USC history behind Matt Leinart's 38 in 2003. Damian Williams had career bests with 10 receptions for 162 yards, the most by a Trojan since Dwayne Jarrett had 11 for 205 in the 2007 Rose Bowl against Michigan. TE Anthony McCoy added 5 catches for 48 yards, while Johnson (82 yards) and WR Patrick Turner (74 yards) each caught 4 passes. TB Stafon Johnson led USC with 63 yards on 15 carries. USC rolled up 413 total yards against a PSU defense that was allowing only 263.9 yards and 12.4 points. LB Brian Cushing had a USC-best 7 tackles, LB Rey Mauluga added 6 stops and Will Harris had 6 tackles to go with his fumble recovery and interception. USC LB Kaluka Maiava was named the Rose Bowl Defensive MVP as he had 4 tackles and 2 deflections. Penn State's 410 total yards and 273 passing yards were the most against USC in 2008. Clark hit 21-of-36 passes for 273 yards, while TB Stephon Green led the Nittany Lions in rushing (10 carries for 57 yards) and receptions (5 for 67 yards). Butler (97 yards) and Williams (34 yards) each had 4 catches for PSU. LB Josh Hull had a game-high 10 tackles, 5 of LB Navarro Bowman's 8 tackles were for losses and CB Tony Davis had 8 stops and a fumble recovery. PSU was penalized 9 times, including 7 in the first half. Legendary Penn State coach Joe Paterno, college football's winningest coach, coached from the press box after having hip surgery several weeks prior. The game was a rematch of the 1923 Rose Bowl that was the first played in the current Rose Bowl stadium. It was just the third time that USC played back-to-back games in the stadium.

Penn State	7	0	0	17	-- 24
USC	7	24	0	7	-- 38

Scoring: USC--Touchdowns, Williams, Sanchez, R. Johnson (2), Gable. PAT, Buehler (5). Field Goal, Buehler.
Penn State--Touchdowns, Clark, Williams, Norwood. PAT, Kelly (3). Field Goal, Kelly.
Attendance: 93,293 **Date:** Jan. 1

**2009 Emerald Bowl
USC 24, Boston College 13**

QB Matt Barkley threw a pair of touchdown passes to FB Stanley Havili and ran for another score while the USC defense shut out Boston College in the second half to lead the Trojans to a 24-13 win in their first-ever Emerald Bowl appearance on a chilly, soggy night in front of a capacity crowd of 40,121 in AT&T Park in San Francisco and a national ESPN cable audience. USC, which entered the game unranked for the first time since the end of the 2001 season when it last played in a non-BCS bowl, won its 16th consecutive non-conference game and its 32nd bowl game. It was Troy's first game against BC since 1988 and its first in San Francisco since 1943. The Trojans scored on their first 2 possessions with a pair of drives that exceeded 80 yards, with Havili weaving 53 yards with a Barkley pass on the first series and then

catching a 5-yard Barkley pass on the second series early in the second half. But the Eagles responded on their next 2 drives, with RB Montel Harris getting a 7-yard TD run (the extra point kick missed) and then, after getting an interception, WR Rich Gunnell jetting 61 yards with a pass from QB Dave Shinskie late in the half (it was the longest reception against USC since BYU's Todd Watkins had a 69-yarder in 2004) to pull within 14-13 at intermission. But the Trojans limited BC to only 91 total yards in the second half, including just 19 in the third quarter. USC converted a pair of turnovers into scores in the second half. After DT Jurrell Casey recovered a fumble, PK Jordan Congdon hit a 38-yard field goal midway through the third quarter. Then after an interception by CB Shareece Wright (seeing his first action of 2009 after being academically ineligible), Barkley scored on a 1-yard sneak early in the fourth quarter. Barkley was 27-of-37 (a career best for completions) for 350 yards and hit 13 of his first 14 passes (including his first 7). WR Damian Williams was voted the game's Offensive MVP after catching 12 passes for 189 yards (both personal bests) and he set up USC's last 2 TDs after hauling in bombs. Havili added 6 receptions for 83 yards (both career highs) and WR Ronald Johnson had 6 for 58 yards. TB Allen Bradford ran for 72 yards on a personal-best 17 carries. DT Christian Tupou led USC with 7 tackles, including 1.5 for losses, while LB Malcolm Smith added 6 stops. For Boston College, Shinskie was 14-of-33 for 218 yards, Gunnell caught 6 passes for 130 yards and Harris ran for 102 yards on 23 tries (his fifth straight 100-yard outing). LB Luke Kuechly had 16 tackles and was named the game's Defensive MVP. USC had 438 total yards (with a season-low 88 on the ground) to BC's 312, held the ball 34:23 and limited the Eagles to just 4-of-12 on third down conversions. It rained for 2 hours before kickoff and then lightly again during the third quarter. The Trojans played without 4 starters: CB Josh Pinkard (knee injury), TB Joe McKnight (held out by USC's NCAA compliance office) and TE Anthony McCoy and OT Tyron Smith (both academically ineligible).

Boston College	0	13	0	0	-- 13
USC	7	7	3	7	-- 24

Scoring: USC--Touchdowns, Havili (2), Barkley. PAT, Congdon (3). Field Goal, Congdon.
Boston College--Touchdowns, Harris, Gunnell. PAT, Aponavicius (1).
Attendance: 40,121 **Date:** Dec. 26

**2012 Sun Bowl
Georgia Tech 21, USC 14**

QB Tevin Washington ran a touchdown while throwing for another and Georgia Tech used a staunch defense to propel the Yellow Jackets to a 21-7 upset over USC in the 79th Hyundai Sun Bowl in El Paso on a cold (low 40s), windy (20 mph gusts) day before 47,922 fans and a national CBS-TV audience. USC became the first AP pre-season No. 1 team ever to end up with 6 losses and the first to finish unranked since 1964. It was the Trojans' third straight loss of 2012, their longest losing skid since 2001. Troy lost 5 of its final 6 games after a 6-1 start to snap a streak of 10 straight 8-win seasons. USC, playing in the post-season after a 2-year NCAA-imposed bowl ban, remained winless in 3 visits to the Sun Bowl. Georgia Tech, which needed an NCAA waiver (because of a sub-.500 record) to qualify for a bowl berth, broke a 7-bowl game losing streak. It was the first meeting between the schools since 1973. USC's offense was stymied by a Yellow Jacket defense that was allowing an average of 29.9 points and 387.0 total yards. The Trojans got just 205 total yards (their fewest since also getting 205 versus California in 2004), including 107 passing (fewest since getting 7 against Penn State in 2000), and 10 first downs (fewest since getting 8 versus Florida State in 1998) while converting only 3-of-15 third downs (and 0-of-1 on fourth downs). Troy had just 59 plays while holding the ball only 23:35. USC failed to get a first down in 8 of its 14 possessions. In the second half, the Trojans had just 89 total yards and were shut out on 32 plays. Georgia Tech, using a spread option attack that averaged 312.5 rushing yards, had 294 of its 369 total yards via the run. The Yellow Jackets passed just 10 times (with only 5 completions) among its 73 plays (the fewest pass attempts against USC since Washington State's 9 in 2008 and the fewest completions since Colorado's 2 in 2002). Tech's 75 passing yards were the fewest versus the Trojans since Notre Dame's 41 in 2008. After a scoreless first quarter, both teams scored a TD in the second quarter. The Yellow Jackets went 74 yards in 14 plays, capped by a 3-yard pass from QB Vad Lee to RB David Sims early in the quarter. Then, after DE Morgan Breslin forced a fumble that DE Wes Horton recovered, QB Max Wittek hit TB Silas Redd on a 9-yard score with 50 seconds to play. Georgia Tech took advantage of a 56-yard punt return by CB Jamal Golden to the USC 1-yard line on its first possession of the second half, with Washington getting the 1-yard TD run 2 plays later. Washington then hit RB Orwin Smith on a 17-yard TD pass early in the fourth quarter. USC got in the red zone on its last 2 possessions in the game's final 7 minutes, but Wittek had passes picked off in the end zone both times. Wittek, starting his second straight game for injured QB Matt Barkley, completed just 37.8% of his passes (14-of-37) for 107 yards with 1 TD and 3 interceptions while every throw was seemingly affected by the wind. He was 7-of-24 (29.2%) for 49 yards in the second half. Redd ran for 88 yards on 17 carries. WR Marqise Lee caught 6 passes for 41 yards, while WR Robert Woods added 3 grabs for 33 yards. LB Hayes Pullard had a game-best 16 tackles (the most by a Trojan since Troy Polamalu had 20 against Utah in 2007), DT Leonard Williams had 14 stops and S T.J. McDonald had 13. LB Lamar Dawson had an interception. For Tech, Sims rushed for 99 yards on 17 tries and RB Zach Laskey added 60 yards on 6 tries. Washington ran for 56 yards on 16 carries and was 3-of-5 passing for 49 yards, while Lee ran for 52 yards on 10 tries and completed 2-of-5 passes for 26 yards.



BOWL GAME SUMMARIES

USC	0	7	0	0	-- 7
Georgia Tech	0	7	7	7	-- 21

Scoring: USC--Touchdowns, Redd, PAT, Heidari.
Boston College--Touchdowns, Sims, Washington,
Smith, PAT, Tanner [3].

Attendance: 47,922 Date: Dec. 31

2013 Las Vegas Bowl USC 45, Fresno State 20

QB Cody Kessler threw a Las Vegas Bowl-record and career-high 4 touchdown passes, including a pair each to WRs Marqise Lee and Nelson Agholor, and TB Javorius Allen ran for 2 more scores, while USC's defense throttled No. 21 Fresno State's potent aerial attack as the Trojans posted a convincing 45-20 victory in the 22nd Royal Purple Las Vegas Bowl in front of a sold out crowd of 42,178 fans (the second most in Sam Boyd Stadium and game history) and a national ABC-TV audience. USC, which recorded its 25th 10-win season despite a season of adversity that included 4 head coaches, was led in Las Vegas by interim head coach Clay Helton, who took over the reins after former interim head coach Ed Orgeron resigned after the regular season (incoming head coach Steve Sarkisian watched the game from the press box). It was Troy's first 14-game season in history. Fresno State, which entered the game with a school-record 11 wins (and just one loss) after capturing the inaugural Mountain West Conference championship game, will meet the Trojans again to open the 2014 season in the Coliseum. USC limited a Bulldog offense, which led the nation in passing (409.8) and was third in total offense (45.3) and fifth in scoring offense (45.3), to just 216 passing yards and 253 total yards. FSU QB Derek Carr came in leading the nation in passing (305.5) but was held to 216 yards on 29-of-54 passing (just 53.7%, well shy of his 70.1% prior to the game) with an interception. Bulldog WR Davante Adams entered the game leading the nation in receptions (10.2) and was second in receiving yards (137.1), but had just 73 yards on 9 catches. Fresno State held the ball just 18:33 and had only 61 plays (it ran the ball just 6 times for 37 yards, the fewest opponent rushes ever against USC) while converting only 2-of-14 third downs and 1-of-3 fourth downs. The Bulldogs went 3-and-out on 6 of their 14 possessions. All of FSU's scores came following USC miscues in Trojan territory, including twice on drives of less than 40 yards. The Bulldogs' 55 pass attempts were the most against USC since Oregon State's 60 in 2003. USC had 499 yards of total offense on 76 plays with 24 first downs. Its 41:27 possession time was its most since getting 41:57 against Stanford in 1989. Game MVP Kessler outplayed Carr, his longtime friend from his Bakersfield hometown, as he hit 73.3% of his passes (22-of-30) for a career-best 345 yards. He was sacked just once by the nation's leading sack team. Lee had 7 receptions for 118 yards and Agholor added 5 grabs for 94 yards, while Allen ran for 86 yards on 27 carries and caught 4 passes for another 33 yards. CB Kevon Seymour, who led USC with 7 tackles, was named the Defensive Outperformer of the Game, while sixth-year senior walk-on C Abe Markowitz, making his first start of the season, was the Offensive Outperformer of the Game. USC opened up a 35-6 lead at halftime, including scoring the final 28 points of the half. USC drove 65 yards on the game's opening series, capped by a 10-yard Kessler TD pass from Lee. After USC's ensuing onside kick recovery was negated by a penalty, the Bulldogs took only 3 plays to get in the end zone on an 8-yard Carr pass to WR Isaiah Burse. Troy came right back on its next possession, as Kessler hit Agholor with a 40-yard TD pass. The Trojans scored on their first 3 series of the second quarter, first on a 17-yard Kessler-to-Agholor pass (after FSU didn't convert a fourth down run), then on a 24-yard Allen run (following a failed FSU fake punt deep in its territory) and finally on Kessler's 40-yard throw to Lee. At halftime, USC had rolled up 326 total yards and 15 first downs to FSU's 138 total yards with 8 first downs (and just 1-of-8 on third downs), and Kessler was 14-of-18 for 244 yards passing. The Bulldogs scored early in the third quarter after recovering a USC fumbled punt, with Carr hitting Allen for a 23-yard TD. But USC responded on the next series as PK Andre Heidari nailed a 39-yard field goal. FSU S Derron Smith returned an interception 41 yards for a score at the top of the fourth quarter, but the Bulldogs went 3-and-out on their final 2 possessions. Allen's 1-yard scoring run late in the game finished the scoring.

Fresno State	6	0	7	7	-- 20
USC	14	21	3	7	-- 45

Scoring: USC--Touchdowns, Lee [2], Agholor [2], Allen [2], PAT, Heidari [6]. Field Goal, Heidari.
Fresno State--Touchdowns, Burse, Adams, Smith, PAT, McGuire [2].

Attendance: 42,178 Date: Dec. 21

2014 Holiday Bowl USC 45, Nebraska 42

No. 24 USC—behind QB Cody Kessler's 3 touchdown passes, a pair of scores by both TB Javorius Allen and CB-WR-RET Adoree' Jackson, a pair of fourth quarter fourth-down defensive stops and a batted-down Hail Mary pass at the gun—held off No. 25 Nebraska, 45-42, in a wild shootout on a chilly evening in Troy's first appearance in the Holiday Bowl before a crowd of 55,789 fans in San Diego's Qualcomm Stadium and a national ESPN audience. It was USC's 33rd bowl victory (not including a win vacated by NCAA penalty), including its eighth in the past 9 bowls. The win kept USC undefeated against Nebraska

in 5 meetings (it was the first time the teams met in the post-season). It was USC's 13th straight win over a Big Ten team, including 8 in a row in a bowl. The teams combined for 1,040 total yards and 87 points, with 4 touchdowns measuring more than 40 yards. There were 27 points scored in the first quarter and 38 in the third. After USC built a 45-27 lead late in the third quarter on Kessler's 20-yard TD pass to TE Bryce Dixon, Nebraska countered with a 65-yard scoring pass from QB Tommy Armstrong Jr. to WR Jordan Westerkamp. Nebraska was stopped on fourth down on the USC 34 on its next possession, but Armstrong raced 15 yards for a score (and then hit WR Kenny Bell on the conversion) on the Cornhuskers' next drive with 6:52 to play to pull within 3 points. USC then went 3-and-out for its third straight possession and Nebraska drove to the Trojan 31, only to be stopped short again on fourth down with 2:31 remaining. Nebraska got the ball back with 17 seconds to play and drove to its 44, but Armstrong's Hail Mary pass with 1 second to go was knocked away by WR Nelson Agholor, who was inserted to defend the play. After Nebraska opened the game's scoring on PK Drew Brown's 34-yard field goal when it took over at midfield following a partially blocked punt, Jackson ran back the ensuing kickoff a Holiday Bowl-record 98 yards for a TD. Nebraska answered with a 18-yard Armstrong-to-Bell TD pass, then USC countered with a 42-yard field goal by PK Andre Heidari to tie the game at 10-10 midway through the opening quarter. Armstrong hit WR DeMornay Pierson-EI with a 9-yard scoring pass late in the quarter, but USC responded again as Kessler found Agholor for a 17-yard TD early in the second quarter. The Trojans then took a 24-17 lead into halftime on Allen's 2-yard scoring run to cap an 80-yard drive. Nebraska benefitted from outstanding field position in the opening half, as the average start of its 9 first-half possession was its 45-yard line. USC extended its margin to 31-17 early in the second half when Kessler threw a short pass to Jackson, who raced 71 yards for a TD. The teams then traded TDs, with RB Ameer Abdullah getting a 20-yard TD run and Allen scoring on a 44-yard run. After Nebraska blocked another USC punt late in the third quarter and took over at the USC 16, Brown nailed a 24-yard field goal to pull the Cornhuskers within 38-27. USC won despite Nebraska having more total yards [525 to 515], passing yards (381 to 321), first downs (28 to 22), plays (94 to 73) and possession time (34:26 to 25:34). The Trojans were penalized 12 times for 97 yards and converted just 3-of-14 third downs (0-of-6 in the second half). Kessler, the game's Offensive MVP, completed 23-of-39 throws for 321 yards and 3 TDs with an interception, and he tied the USC season records for TD passes (39) and 300-yard passing games (7) and set season marks for completions (315), completion percentage (69.7), passing efficiency (167.1) and interception rate (1.11). Allen ran for a game-best 152 yards on 26 carries and had a 16-yard reception, giving him at least 100 all-purpose yards in every game of 2014. Jackson, who became the first Trojan since R. Jay Soward in 1996 with 2 scoring kick runbacks in a season, had 203 all-purpose yards (3 receptions for 73 yards and 3 kick returns for 130 yards) along with 7 tackles. Agholor caught 7 passes for 90 yards, giving him 104 catches in 2014 (third best in USC history). DE Leonard Williams, the game's Defensive MVP, and CB Josh Shaw each had a team-high 9 tackles (Williams had a sack), while LB Hayes Pullard added 8 stops to become the first Trojan since Dennis Johnson in 1977-79 to lead USC in tackles for 3 seasons. For Nebraska, Armstrong hit 32-of-51 passes for 381 yards with 3 TDs and an interception and he ran for 41 yards on 12 tries, Abdullah had 269 all-purpose yards (88 on 27 carries, 61 on 6 receptions and 120 on 3 kickoff returns), Pierson-EI had 8 catches for 102 yards and Bell had 7 grabs for 71 yards. The Cornhuskers were led by interim head coach Barney Cotton, filling in after head coach Bo Pellini was released after the regular season. It was just USC's seventh game in San Diego and the first since 1992.

Nebraska	17	0	17	8	-- 42
USC	10	14	21	0	-- 45

Scoring: USC--Touchdowns, Jackson [2], Agholor, Allen [2], Dixon, PAT, Hedari [6]. Field Goal, Heidari.
Nebraska--Touchdowns, Bell, Pierson-EI, Abdullah, Westerkamp. PAT, Brown [4], Bell [2-pointer].
Field Goals, Brown [2].

Attendance: 55,789 Date: Dec. 27

2015 Holiday Bowl Wisconsin 23, USC 21

PK Rafael Gaglianone kicked 3 field goals, including a 29-yarder with 2:27 to play, to give No. 23 Wisconsin a 23-21 victory over USC in the National Funding Holiday Bowl on a chilly evening before 48,329 fans in San Diego's Qualcomm Stadium and a national ESPN audience. It was USC's first loss to Wisconsin in 7 meetings (the teams last played in 1966) and it snapped Troy's 13-game winning streak over Big Ten squads (including 8 straight in bowls). USC trailed the entire game before taking a 21-20 lead with 10:19 to play on a 7-yard touchdown pass from QB Cody Kessler to WR Darreus Rogers. But later in the final quarter, the Badgers drove 42 yards into position for Gaglianone's game-winning 3-pointer. Overall, USC had only 286 total yards (just 65 rushing) and 16 first downs (all season lows) on 61 plays against a Wisconsin defense that came into the game ranked first nationally in scoring (13.1), third in total yards (267.1), fourth in rushing (97.9) and sixth in passing (169.2). Troy converted just 5-of-14 third downs. Wisconsin ended up with 394 total yards on 75 plays while posting 37:18 of possession time. After a scoreless first quarter, Wisconsin built a 10-0 lead on Gaglianone's 28-yard field goal early in the second quarter and then a 6-yard scoring run by RB Corey Clement on the Badgers' next possession. USC responded on its ensuing drive with a 1-yard TD run by TB Justin Davis, but Wisconsin answered right back by driving 71



yards on 12 plays to set up Gaglianone's 33-yard field goal with 26 seconds to play in the half to give the Badgers a 13-7 edge. Wisconsin had 238 yards on 39 plays in the first half to USC's 114 yards on 24 plays (Troy had the ball just 9:49). Wisconsin scored on its first series of the second half as QB Joel Stave hit TE Austin Traylor with a 4-yard TD toss. But the Trojans got a 4-yard Davis TD run on the next series to pull within 20-14 late in the third quarter. Kessler was 18-of-32 for 221 yards, WR JuJu Smith-Schuster had 4 catches for 65 yards, TB Ronald Jones ran for 47 yards on 8 carries and DT Delvon Simmons had a game-best and career-high 11 tackles (2 for losses). For Wisconsin, Stave was 18-of-27 for 217 yards to earn Holiday Bowl Offensive MVP honors, while WR Alex Erickson had 5 receptions for 54 yards and Clement ran for a game-best 66 yards on 19 tries. DLB Jack Cichy, the game's Defensive MVP, led Wisconsin with 9 tackles, including 3 consecutive sacks on a third quarter series right after USC had closed to 20-14 (he also hit Kessler's arm to force an interception with 1:44 to play).

USC	0	7	7	7	--	21
Wisconsin	0	13	7	3	--	23

Scoring: USC--Touchdowns, J. Davis (2), Rogers. PAT, Wood (3).
Wisconsin--Touchdowns, Clement, Traylor. PAT,
Gaglianone (2). Field Goals, Gaglianone (3).
Attendance: 48,329 **Date:** Dec. 30

**2017 Rose Bowl
USC 52, Penn State 49**

After QB Sam Darnold threw a Rose Bowl-record 5 touchdowns, PK Matt Boermeester rebounded from a pair of earlier missed field goal attempts to nail a 46-yarder at the gun to help No. 9 USC overcome a 14-point fourth quarter deficit and propel the Trojans to a wild and legend-making 52-49 victory over No. 5 Penn State in the 103rd Rose Bowl before a sold-out crowd of 95,128 fans on a chilly Jan. 2 afternoon and an ESPN national audience. It was the highest scoring Rose Bowl in history (by 18 points), as well as the largest fourth quarter deficit a team has overcome to win a Rose Bowl (USC also was down by 15 points in the third quarter, marking the largest victorious comeback from any point in a Rose Bowl). The victory not only snapped Penn State's 9-game winning streak, it extended USC's winning string to 9 games and gave the Trojans their 26th 10-win season. It also upped Troy's Rose Bowl record to 25-8 (not including 1 loss vacated due to NCAA penalty). Darnold, the game's Offensive MVP, was 33-of-53 passing for 453 yards (all were the second most ever in a Rose Bowl) and he set a Rose Bowl total offense record of 473 yards. He was 10-of-10 for 135 yards in the fourth quarter while leading USC on 2 long scoring drives in the final 9 minutes to tie the score and set the stage for Boermeester's game winner. WR Deontay Burnett caught 13 passes for 164 yards, with a Rose Bowl record-tying 3 TDs (all career bests). His 13 receptions were the second most ever in a Rose Bowl. Boermeester, who hit a pair of first quarter field goals but also missed 51- and 44-yarders in the first half, tied a Rose Bowl record with his trio of 3-pointers. It was only the fourth time ever that USC won a game on a field goal at 0:00. Boermeester's game winner was set up by a 32-yard third down interception return by S Leon McQuay III with 27 seconds to play, just one snap after McQuay dropped a potential pick on a similar long pass. The teams, which together put up 1,040 yards of total offense, set Rose Bowl game records for total touchdowns (13), passing TDs (9) and passing first downs (35). USC set Rose Bowl records for first downs (33) and passing first downs (23), its 453 passing yards was just 3 shy of the Rose Bowl mark and Troy finished in the Top 5 on the Rose Bowl charts for pass attempts (54), completions (33), plays (88), total yards (575), touchdowns (6), field goals (3) and points (52). USC held the ball for 33:21 and converted 8-of-15 third downs, but was penalized 10 times. Penn State rolled up 465 total yards, including 211 rushing, and 23 first downs on 62 plays, but converted just 4-of-10 third downs and turned the ball over 3 times. At one point, PSU scored on 7 consecutive drives, including on 4 straight offensive plays. Its 49 points were the most by a Rose Bowl losing team, while its 28 third quarter points were the most ever in any Rose Bowl quarter. The Nittany Lions were held scoreless in the first and fourth quarters (managing just 52 yards), including only 14 yards in the final quarter when it failed to convert on all 4 third downs tries. PSU RB Saquon Barkley ran for 194 yards on 25 carries along with 5 catches for 55 yards and 2 kick returns for 57 yards for 306 all-purpose yards, QB Trace McSorley was 18-of-29 for 254 yards and 4 TDs but threw 3 picks and WR Chris Godwin had 9 catches for 187 yards. CB Iman Marshall and then CB-WR-RET Adoree' Jackson picked off McSorley's first 2 passes of the game and USC converted the second one into a touchdown on a 26-yard Darnold aerial to Burnett, the first of 5 scores on consecutive first-half drives for the Trojans. Boermeester then hit 22- and 44-yard field goals late in the first quarter to get Troy off to a 13-0 start. But Penn State responded as Barkley had a 24-yard scoring run early in the second quarter, the first of its 7 consecutive TD drives. USC countered with a 3-yard TD toss from Darnold to Burnett, only to have Penn State answer back on McSorley's 30-yard scoring pass to Godwin. USC built the margin back to 13 points on Darnold's 3-yard TD pass to WR Darreus Rogers, but PSU pulled within 27-21 at halftime on McSorley's 11-yard TD throw to TE Mike Gesicki with 54 seconds left, the first of 4 TDs the Nittany Lions would score on consecutive offensive plays. After a USC drive stalled to open the second half, Barkley jetted 79 yards for a score on PSU's first play (the longest run surrendered by USC in 2016). On the first play of Penn State's next possession, Godwin hauled in a 72-yard McSorley bomb for a touchdown (the longest pass allowed by USC in 2016) and, after Darnold was intercepted deep in Trojan territory on USC's next drive, McSorley raced 3 yards on the following play to put the Nittany

Lions up 42-27 just 10:26 into the third quarter. USC ended PSU's 28-point scoring run on its ensuring drive by getting a 13-yard Darnold scoring toss to WR JuJu Smith-Schuster (Troy added a 2-point conversion on a Darnold pass to TE Taylor McNamara), but the Nittany Lions responded with an 82-yard scoring march late in the third quarter, capped by McSorley's 7-yard TD pass to Barkley to give PSU a 49-35 lead. After failed possessions by both teams, USC closed the gap after a 3-yard TD run by TB Ronald Jones II with 8:15 to play to finish an 83-yard drive. USC forced Nittany Lion punts on their next 2 series, with Troy getting the ball back on its own 20 with 1:59 to go and taking just 3 plays to tie the game at 49 all on Darnold's 27-yard TD strike to Burnett, who broke off his flat route and instead ran to the post. The Trojans forced Penn State into third-and-9 on its next drive, setting up McQuay to make his dramatic interception. Smith-Schuster had 7 grabs for 133 yards in the game and Jones, who wore jersey #4 in honor of late USC TB Joe McKnight (the entire team wore a JM4 helmet sticker), ran for 55 yards on 20 carries. DT Stevie Tu'ikolovatu, who was the Rose Bowl Defensive MVP, led USC with 8 tackles, while McQuay had 7. The attendance was the Rose Bowl's largest since 1998 and the most for a USC game since 106,033 at Ohio State in 2009. The 55-degree temperature at kickoff was the coolest since the 1974 Rose Bowl (also 55). The game lasted 4 hours and 12 minutes (USC's longest since the 2012 Syracuse game, 4:24). The ESPN College GameDay pre-game show emanated from the stadium's field.

USC	13	14	8	17	--	52
Penn State	0	21	28	0	--	49

Scoring: USC--Touchdowns, Burnett (3), Rogers, Smith-Schuster, R. Jones. PAT, Boermeester (5). Field Goals, Boermeester (3).
Penn State--Touchdowns, Barkley (3), Godwin (2), Gesicki, McSorley. PAT, Davis (7).
Attendance: 95,128 **Date:** Jan. 2

**2017 Cotton Bowl
Ohio State 24, USC 7**

No. 5 Ohio State took advantage of No. 8 USC's 4 turnovers, 8 allowed sacks and red zone inefficiency to post a 24-7 victory in the Goodyear Cotton Bowl Classic before a sold-out crowd of 67,510 fans in AT&T Stadium in Arlington, Tex., and a national ESPN audience. The victory snapped USC's 7-game winning streak over Ohio State. Despite the score, USC dominated many of the statistics, outgaining the Buckeyes 413 to 277 while getting more plays (81-55) and first downs (23-13) and holding the ball for 34:56. USC limited OSU to just 2-of-12 on third downs. Ohio State entered the game in the national Top 10 in total offense (523.6), scoring offense (42.5) and total defense (292.3). The Buckeyes jumped out to a 24-0 lead before USC scored late in the first half. USC held OSU scoreless the rest of the way, allowing only 94 yards and 4 first downs in the second half (and 0-of-5 on third downs). It was the first scoreless half in a Cotton Bowl since 1983. USC outgained OSU in the first half, 201 to 183. After USC fumbled on its third play of the game, QB J.T. Barrett scored on a 1-yard run to cap a quick 19-yard drive. PK Sean Nuernberger hit a 26-yard field goal on the first play of the second quarter to culminate an 83-yard drive. Then, on USC's next play from scrimmage, S Damon Webb went 23 yards with an interception for a TD. Later in the quarter, Barrett raced 28 yards for a score just 2 plays after USC lost a fumble. USC then recovered a fumbled punt return and converted it into TB Ronald Jones II's 1-yard TD run near the end of the half. USC got into the red zone 3 times in the fourth quarter but came away with no points on a missed field goal, a lost fumble and an unsuccessful fourth down try. QB Sam Darnold was 26-of-45 for 356 yards, WR Deontay Burnett caught a Cotton Bowl record 12 passes for 139 yards, WR Tyler Vaughns had 6 receptions for 119 yards and Jones ran for 64 yards on 19 tries. USC rushed for only 57 yards. ILB Cameron Smith had a game-high 10 tackles, ILB John Houston Jr. added 8 stops and DLB Uchenna Nwosu had 2 sacks. Barrett was 11-of-17 for 114 yards passing and ran for 66 yards on 16 tries for the Buckeyes. Ohio State's 8 sacks were the most against USC since California had 9 in 1999.

USC	0	7	0	0	--	7
Ohio State	7	17	0	0	--	24

Scoring: USC--Touchdowns, R. Jones. PAT, McGrath.
Ohio State--Touchdowns, Barrett (2), Webb. PAT,
Nuernberger (3). Field Goal, Nuernberger.
Attendance: 67,510 **Date:** Dec. 29

**2019 Holiday Bowl
Iowa 49, USC 24**

WR Ihmir Smith-Marsette scored touchdowns 3 different ways in the second quarter and No. 19 Iowa tallied the game's final 21 points as the Hawkeyes defeated No. 22 USC in the SDCCU Holiday Bowl, 49-24, before 50,123 fans under the lights in San Diego and an FS1 national audience. It was USC's most decisive bowl loss since the 1948 Rose Bowl (a 49-0 Michigan win). It snapped USC's 6-game winning streak over Iowa. Troy's 24 points equalled the most allowed by Iowa in 2019. It was the teams' first meeting since the 2003 Orange Bowl (following the 2002 season). The teams traded touchdowns on the game's first 4 possessions. After WR Tyrone Tracy Jr. took an end-around



BOWL GAME SUMMARIES

for a 23-yard score on the opening drive, USC responded with QB Kedon Slovis' 4-yard TD toss to WR Drake London late in the first quarter. Smith-Marsette then had a 6-yard scoring run early in the second quarter, but USC countered with Slovis' 16-yard scoring pass to TB Vavae Malepeai. Smith-Marsette then took the ensuing kickoff for a 98-yard touchdown and he then caught a 12-yard TD pass from QB Nate Stanley late in the half. USC got a 32-yard field goal from PK Chase McGrath at the halftime gun to trail 28-17 (the Trojans' 17 points were the most allowed in any half by Iowa in 2019). On the opening drive of the second half, USC closed to 4 points on TB Stephen Carr's 2-yard run. USC PK Michael Brown then recovered his own onside kick at midfield, but Slovis was knocked out of the game with an elbow strain on a sack 2 plays later and USC's momentum stalled. The Trojans managed just 81 total yards on 8 possessions the rest of the game and got into the red zone just once (but missed a field goal). Iowa scored on its next drive, with RB Tyler Goodson getting a 1-yard TD run. Then, after the Hawkeyes recovered a bad center snap over QB Matt Fink's head deep in USC territory early in the fourth quarter, Stanley found WR Brandon Smith for a 6-yard score. LB Nick Niemann returned a Fink interception 25 yards late in the game to close the scoring. Slovis completed 22-of-30 passes for 260 yards before the injury. He ended his freshman year hitting 71.9% of his passes, breaking the Pac-12 completion percentage season records for freshmen (minimum 100 attempts, held by Oregon's Marcus Mariota) and any player (minimum 300 attempts, held by Stanford's Andrew Luck), as well as the USC season mark (held by Cody Kessler). Fink went 12-of-18 for 74 yards subbing for Slovis. WR Amon-Ra St. Brown had 9 catches for 163 yards (both game highs), while WRs Tyler Vaughns (54 yards) and Michael Pittman Jr. (53 yards) each added 6 receptions. S Talanoa Hufanga had a game-high 14 tackles (2 for losses) and a forced fumble, while ILB Palaie Gaoteote added 8 tackles. For Iowa, Stanley completed 18-of-27 passes for 213 yards (he was 11-of-12 for 130 yards in the first half), TE Sam LaPorta had 6 catches for 44 yards, Smith-Marsette (the game's Offensive MVP) had 203 all-purpose yards (142 on 3 kick returns, 46 on 2 catches and 15 on 2 rushes) and Goodson ran for 48 yards on 18 carries. DE A.J. Epenesa, who had 2.5 sacks, was the game's Defensive MVP. USC had 356 total yards (just 22 rushing), while Iowa had 328 total yards. The Hawkeyes converted 8-of-13 third downs, didn't have a turnover (USC had 3), got 4 sacks and held the ball for 33:24.

USC	7	10	7	0	-- 24
Iowa	7	21	7	14	-- 49

Scoring: USC--Touchdowns, London, Malepeai, Carr. PAT, McGrath (3). Field Goal, McGrath
Iowa--Touchdowns, Tracy, Smith-Marsette (3), Goodson, Smith, Niemann. PAT, Duncan (7).

Attendance: 50,123 Date: Dec. 27

2022 Cotton Bowl Classic Tulane 46, USC 45

Tulane TE Alex Bauman caught a 6-yard touchdown from QB Michael Pratt with 9 seconds left to cap a frantic finish by the 14th-ranked Green Wave in a 46-45 win over No. 8 USC in the 87th Cotton Bowl Classic. The Green Wave scored 16 points in the final 4:07, the game-winning touchdown coming after they got the ball back following a safety. USC QB Caleb Williams, the 88th recipient of the Heisman Trophy, was 37-for-52 passing for 462 yards and a Cotton Bowl-record five touchdowns, exactly one month after he suffered a hamstring injury in USC's loss to Utah in the Pac-12 championship game that kept the Trojans from making the four-team College Football Playoff. Tulane RB Tyjae Spears ran for 205 yards and his career-best fourth touchdown started the final scoring surge for the American Athletic Conference champion Green Wave (12-2), who completed an FBS-record 10-win turnaround around after going 2-10 last season. They were in the New Year's Six game as the highest-ranked Group of Five team. Pratt completed only 8 of 17 passes for 234 yards for the Green Wave, but had two 24-yard completions on that final drive after the safety. He also scrambled 8 yards on a fourth-and-6 play. The Trojans, who never trailed until that final touchdown, jumped ahead 14-0 when Williams threw TD passes on each of their first two possessions. His 9-yard TD to WR Michael Jackson III capped the game-opening drive that took 9 minutes, the longest by time for USC this season, and WR Terrell Bynum's 3-yard catch capped a 95-yard drive early in the second quarter. Tulane tied the game at 14 on Pratt's touchdown pass to WR Jha'Quan Jackson, an 87-yard catch-and-run. But USC scored twice in the final 2:21 of the first half, on RB Raleek Brown's 39-yard run and WR Brenden Rice's 4-yard catch with 12 seconds left. Rice had career bests with six catches for 174 yards and two touchdowns. WR Tahj Washington had 5 catches for 109 yards. The Cotton Bowl was Williams' third game this season with 5 TD passes. His only interception set up Tulane's long game-tying TD. On a scramble with open field in front of him, Williams instead threw off his back foot and was picked off by DB Jarius Monroe. The Trojans (11-3) matched the biggest turnaround in school history despite the coach's first loss in 6 games at AT&T Stadium. It was a seven-win improvement over last season's 4-8 record before Riley and Williams arrived on the West Coast.

USC	7	21	7	10	-- 45
Tulane	0	14	16	16	-- 46

Scoring: USC--Touchdowns, Jackson III, Bynum, R. Brown, Rice, Rice, Hudson PAT, Lynch (6). Field Goal, Lynch
Tulane--Touchdowns, Spears, Jackson, Spears, Spears, Spears, Bauman (6), PAT, Ambrosio (7).
Field Goal, Ambrosio. Safety, Jenkins.

Attendance: 55,329 Date: Jan. 2, 2023





FINAL TOP 10 POLLS

ASSOCIATED PRESS (1936-Present)

- 1936**
1. Minnesota
 2. LSU
 3. Pittsburgh
 4. Alabama
 5. Washington
 6. Santa Clara
 7. Northwestern
 8. Notre Dame
 9. Nebraska
 10. Pennsylvania

- 1937**
1. Pittsburgh
 2. California
 3. Fordham
 4. Alabama
 5. Minnesota
 6. Villanova
 7. Dartmouth
 8. LSU
 9. Notre Dame
 10. Santa Clara

- 1938**
1. TCU
 2. Tennessee
 3. Duke
 4. Oklahoma
 5. Notre Dame
 6. Carnegie Tech
 7. USC
 8. Pittsburgh
 9. Holy Cross
 10. Minnesota

- 1939**
1. Texas A&M
 2. Tennessee
 3. USC
 4. Cornell
 5. Tulane
 6. Missouri
 7. UCLA
 8. Duke
 9. Iowa
 10. Duquesne

- 1940**
1. Minnesota
 2. Stanford
 3. Michigan
 4. Tennessee
 5. Boston College
 6. Texas A&M
 7. Northwestern
 8. Nebraska
 9. Mississippi State
 10. Washington

- 1941**
1. Minnesota
 2. Duke
 3. Notre Dame
 4. Texas
 5. Michigan
 6. Fordham
 7. Missouri
 8. Duquesne
 9. Texas A&M
 10. Navy

- 1942**
1. Ohio State
 2. Georgia
 3. Wisconsin
 4. Tulsa
 5. Georgia Tech
 6. Notre Dame
 7. Tennessee
 8. Boston College
 9. Michigan
 10. Alabama

- 1943**
1. Notre Dame
 2. Iowa Pre-Flight
 3. Michigan
 4. Navy
 5. Purdue
 6. Great Lakes
 7. Duke
 8. Del Monte
 9. Northwestern
 10. March Field

- 1944**
1. Army
 2. Ohio State
 3. Randolph Field
 4. Navy
 5. Bainbridge
 6. Iowa Pre-Flight
 7. USC
 8. Michigan
 9. Notre Dame
 10. 4th AAF

- 1945**
1. Army
 2. Alabama
 3. Navy
 4. Indiana
 5. Oklahoma State
 6. Michigan
 7. St. Mary's
 8. Pennsylvania
 9. Notre Dame
 10. Texas
 11. USC

- 1946**
1. Notre Dame
 2. Army
 3. Georgia
 4. UCLA
 5. Illinois
 6. Michigan
 7. Tennessee
 8. LSU
 9. North Carolina
 10. Rice

- 1947**
1. Notre Dame
 2. Michigan
 3. SMU
 4. Penn State
 5. Texas
 6. Alabama
 7. Pennsylvania
 8. USC
 9. North Carolina
 10. Georgia Tech

- 1948**
1. Michigan
 2. Notre Dame
 3. North Carolina
 4. California
 5. Oklahoma
 6. Army
 7. Northwestern
 8. Georgia
 9. Oregon
 10. SMU

- 1949**
1. Notre Dame
 2. Oklahoma
 3. California
 4. Army
 5. Rice
 6. Ohio State
 7. Michigan
 8. Minnesota
 9. LSU
 10. Pacific

- 1950**
1. Oklahoma
 2. Army
 3. Texas
 4. Tennessee
 5. California
 6. Princeton
 7. Kentucky
 8. Michigan State
 9. Michigan
 10. Clemson

- 1951**
1. Tennessee
 2. Michigan State
 3. Maryland
 4. Illinois
 5. Georgia Tech
 6. Princeton
 7. Stanford
 8. Wisconsin
 9. Baylor
 10. Oklahoma

- 1952**
1. Michigan State
 2. Georgia Tech
 3. Notre Dame
 4. Oklahoma
 5. USC
 6. UCLA
 7. Mississippi
 8. Tennessee
 9. Alabama
 10. Texas

- 1953**
1. Maryland
 2. Notre Dame
 3. Michigan State
 4. Oklahoma
 5. UCLA
 6. Rice
 7. Illinois
 8. Georgia Tech
 9. Iowa
 10. West Virginia

- 1954**
1. Ohio State
 2. UCLA
 3. Oklahoma
 4. Notre Dame
 5. Navy
 6. Mississippi
 7. Army
 8. Maryland
 9. Wisconsin
 10. Arkansas
 17. USC

- 1955**
1. Oklahoma
 2. Michigan State
 3. Maryland
 4. UCLA
 5. Ohio State
 6. TCU
 7. Georgia Tech
 8. Auburn
 9. Notre Dame
 10. Mississippi
 13. USC

- 1956**
1. Oklahoma
 2. Tennessee
 3. Iowa
 4. Georgia Tech
 5. Texas A&M
 6. Miami (Fla.)
 7. Michigan
 8. Syracuse
 9. Michigan State
 10. Oregon State
 18. USC

- 1957**
1. Auburn
 2. Ohio State
 3. Michigan State
 4. Oklahoma
 5. Navy
 6. Iowa
 7. Mississippi
 8. Rice
 9. Texas A&M
 10. Notre Dame

- 1958**
1. LSU
 2. Iowa
 3. Army
 4. Auburn
 5. Oklahoma
 6. Air Force
 7. Wisconsin
 8. Ohio State
 9. Syracuse
 10. TCU

- 1959**
1. Syracuse
 2. Mississippi
 3. LSU
 4. Texas
 5. Georgia
 6. Wisconsin
 7. TCU
 8. Washington
 9. Arkansas
 10. Alabama
 14. USC

- 1960**
1. Minnesota
 2. Mississippi
 3. Iowa
 4. Navy
 5. Missouri
 6. Washington
 7. Arkansas
 8. Ohio State
 9. Alabama
 10. Duke

- 1961**
1. Alabama
 2. Ohio State
 3. Texas
 4. LSU
 5. Mississippi
 6. Minnesota
 7. Colorado
 8. Michigan State
 9. Arkansas
 10. Utah State

- 1962**
1. USC
 2. Wisconsin
 3. Mississippi
 4. Texas
 5. Alabama
 6. Arkansas
 7. LSU
 8. Oklahoma
 9. Penn State
 10. Minnesota

- 1963**
1. Texas
 2. Navy
 3. Illinois
 4. Pittsburgh
 5. Auburn
 6. Nebraska
 7. Mississippi
 8. Alabama
 9. Michigan State
 10. Oklahoma

- 1964**
1. Alabama
 2. Arkansas
 3. Notre Dame
 4. Michigan
 5. Texas
 6. Nebraska
 7. LSU
 8. Oregon State
 9. Ohio State
 10. USC

- 1965**
1. Alabama
 2. Michigan State
 3. Arkansas
 4. UCLA
 5. Nebraska
 6. Missouri
 7. Tennessee
 8. LSU
 9. Notre Dame
 10. USC

- 1966**
1. Notre Dame
 2. Michigan State
 3. Alabama
 4. Georgia
 5. UCLA
 6. Nebraska
 7. Purdue
 8. Georgia Tech
 9. Miami (Fla.)
 10. SMU

- 1967**
1. USC
 2. Tennessee
 3. Oklahoma
 4. Indiana
 5. Notre Dame
 6. Wyoming
 7. Oregon State
 8. Alabama
 9. Purdue
 10. Penn State

- 1968**
1. Ohio State
 2. Penn State
 3. Texas
 4. USC
 5. Notre Dame
 6. Arkansas
 7. Kansas
 8. Georgia
 9. Missouri
 10. Purdue

- 1969**
1. Texas
 2. Penn State
 3. USC
 4. Ohio State
 5. Notre Dame
 6. Missouri
 7. Arkansas
 8. Mississippi
 9. Michigan
 10. LSU

- 1970**
1. Nebraska
 2. Notre Dame
 3. Texas
 4. Tennessee
 5. Ohio State
 6. Arizona State
 7. LSU
 8. Stanford
 9. Michigan
 10. Auburn
 15. USC

- 1971**
1. Nebraska
 2. Oklahoma
 3. Colorado
 4. Alabama
 5. Penn State
 6. Michigan
 7. Georgia
 8. Arizona State
 9. Tennessee
 10. Stanford
 20. USC

- 1972**
1. USC
 2. Oklahoma
 3. Texas
 4. Nebraska
 5. Auburn
 6. Michigan
 7. Alabama
 8. Tennessee
 9. Ohio State
 10. Penn State

- 1973**
1. Notre Dame
 2. Ohio State
 3. Oklahoma
 4. Alabama
 5. Penn State
 6. Michigan
 7. Nebraska
 8. USC
 9. Arizona State
 - Houston

- 1974**
1. Oklahoma
 2. USC
 3. Michigan
 4. Ohio State
 5. Alabama
 6. Notre Dame
 7. Penn State
 8. Auburn
 9. Nebraska
 10. Miami (O.)

- 1975**
1. Oklahoma
 2. Arizona State
 3. Alabama
 4. Ohio State
 5. UCLA
 6. Texas
 7. Arkansas
 8. Michigan
 9. Nebraska
 10. Penn State
 17. USC

- 1976**
1. Pittsburgh
 2. USC
 3. Michigan
 4. Houston
 5. Oklahoma
 6. Ohio State
 7. Texas A&M
 8. Maryland
 9. Nebraska
 10. Georgia

- 1977**
1. Notre Dame
 2. Alabama
 3. Arkansas
 4. Texas
 5. Penn State
 6. Kentucky
 7. Oklahoma
 8. Pittsburgh
 9. Michigan
 10. Washington
 13. USC



FINAL TOP 10 POLLS

1978	1985	1992	1999	2007	2014
1. Alabama	1. Oklahoma	1. Alabama	1. Florida State	1. LSU	1. Ohio State
2. USC	2. Michigan	2. Florida State	2. Virginia Tech	2. Georgia	2. Oregon
3. Oklahoma	3. Penn State	3. Miami (Fla.)	3. Nebraska	3. USC	3. TCU
4. Penn State	4. Tennessee	4. Notre Dame	4. Wisconsin	4. Missouri	4. Alabama
5. Michigan	5. Florida	5. Michigan	5. Michigan	5. Ohio State	5. Michigan State
6. Clemson	6. Texas A&M	6. Syracuse	6. Kansas State	6. West Virginia	5. Florida State
7. Notre Dame	7. UCLA	7. Texas A&M	7. Michigan State	7. Kansas	7. Baylor
8. Nebraska	8. Air Force	8. Georgia	8. Alabama	8. Oklahoma	8. Georgia Tech
9. Texas	9. Miami (Fla.)	9. Stanford	9. Tennessee	9. Virginia Tech	9. Georgia
10. Houston	10. Iowa	10. Florida	10. Marshall	10. Boston College	10. UCLA
1979	1986	1993	2000	2008	2015
1. Alabama	1. Penn State	1. Florida State	1. Oklahoma	1. Florida	1. Alabama
2. USC	2. Miami (Fla.)	2. Notre Dame	2. Miami (Fla.)	2. Utah	2. Clemson
3. Oklahoma	3. Oklahoma	3. Nebraska	3. Washington	3. USC	3. Stanford
4. Ohio State	4. Arizona State	4. Auburn	4. Oregon State	4. Texas	4. Ohio State
5. Houston	5. Nebraska	5. Florida	5. Florida State	5. Oklahoma	5. Oklahoma
6. Florida State	6. Auburn	6. Wisconsin	6. Virginia Tech	6. Alabama	6. Michigan State
7. Pittsburgh	7. Ohio State	7. West Virginia	7. Oregon	7. TCU	7. TCU
8. Arkansas	8. Michigan	8. Penn State	8. Nebraska	8. Penn State	8. Houston
9. Nebraska	9. Alabama	9. Texas A&M	9. Kansas State	9. Ohio State	9. Iowa
10. Purdue	10. LSU	10. Arizona	10. Florida	10. Oregon	10. Mississippi
1980	1987	1994	2001	2009	2016
1. Georgia	1. Miami (Fla.)	1. Nebraska	1. Miami (Fla.)	1. Alabama	1. Clemson
2. Pittsburgh	2. Florida State	2. Penn State	2. Oregon	2. Texas	2. Alabama
3. Oklahoma	3. Oklahoma	3. Colorado	3. Florida	3. Florida	3. USC
4. Michigan	4. Syracuse	4. Florida State	4. Tennessee	4. Boise State	4. Washington
5. Florida State	5. LSU	5. Alabama	5. Texas	5. Ohio State	5. Oklahoma
6. Alabama	6. Nebraska	6. Miami (Fla.)	6. Oklahoma	6. Ohio State	6. Ohio State
7. Nebraska	7. Auburn	7. Florida	7. LSU	7. TCU	7. Penn State
8. Penn State	8. Michigan State	8. Texas A&M	8. Nebraska	8. Iowa	8. Florida State
9. Notre Dame	9. UCLA	9. Auburn	9. Colorado	9. Cincinnati	9. Wisconsin
10. North Carolina	10. Texas A&M	10. Utah	10. Washington St.	10. Penn State	10. Michigan
11. USC	18. USC	13. USC	2002	2010	2017
1981	1988	1995	1. Ohio State	1. Auburn	1. Alabama
1. Clemson	1. Notre Dame	1. Nebraska	2. Miami (Fla.)	2. TCU	2. Georgia
2. Texas	2. Miami (Fla.)	2. Florida	3. Georgia	3. Oregon	3. Oklahoma
3. Penn State	3. Florida State	3. Tennessee	4. USC	4. Stanford	4. Clemson
4. Pittsburgh	4. Michigan	4. Florida State	5. Oklahoma	5. Ohio State	5. Ohio State
5. SMU	5. West Virginia	5. Colorado	6. Texas	6. Ohio State	6. Central Florida
6. Georgia	6. UCLA	6. Ohio State	7. Kansas State	7. Wisconsin	7. Wisconsin
7. Alabama	7. USC	7. Kansas State	8. Iowa	8. Penn State	8. Penn State
8. Miami (Fla.)	8. Auburn	8. Northwestern	9. Michigan	9. LSU	9. TCU
9. North Carolina	9. Clemson	9. Kansas	10. Washington St.	10. Boise State	10. Auburn
10. Washington	10. Nebraska	10. Virginia Tech	2003	10. Alabama	12. USC
14. USC	1989	1996	1. USC	2011	2018
1982	1. Miami (Fla.)	1. Florida	2. LSU	1. Alabama	1. Clemson
1. Penn State	2. Notre Dame	2. Ohio State	3. Oklahoma	2. LSU	2. Alabama
2. SMU	3. Florida State	3. Florida State	4. USC	3. Oklahoma State	3. Ohio State
3. Nebraska	4. Colorado	4. Arizona State	5. Oklahoma	4. Oregon	4. Oklahoma
4. Georgia	5. Tennessee	5. BYU	6. Texas	5. Arkansas	5. Notre Dame
5. UCLA	6. Auburn	6. Nebraska	7. Kansas State	6. USC	6. LSU
6. Arizona State	7. Michigan	7. Penn State	8. Iowa	7. Stanford	7. Florida
7. Washington	8. USC	8. Colorado	9. Washington St.	8. Boise State	8. Alabama
8. Clemson	9. Alabama	9. Tennessee	10. Miami (Ohio)	9. South Carolina	9. Georgia
9. Arkansas	10. Illinois	10. North Carolina	2004	10. Wisconsin	10. Texas
10. Pittsburgh	1990	1997	1. USC	2012	2019
15. USC	1. Colorado	1. Michigan	2. LSU	1. Alabama	1. LSU
1983	2. Georgia Tech	2. Nebraska	3. Oklahoma	2. Oregon	2. Clemson
1. Miami (Fla.)	3. Miami (Fla.)	3. Ohio State	4. Ohio State	3. Ohio State	3. Ohio State
2. Nebraska	4. Florida State	4. Florida State	5. Miami (Fla.)	4. Oklahoma	4. Georgia
3. Auburn	5. Washington	5. Florida	6. Michigan	5. Arkansas	5. Oregon
4. Georgia	6. Colorado	6. Arizona State	7. Georgia	6. USC	6. Florida
5. UCLA	7. Auburn	7. BYU	8. Iowa	7. Stanford	7. Oklahoma
6. Arizona State	8. Michigan	8. Nebraska	9. Washington St.	8. Boise State	8. Alabama
7. Washington	9. USC	9. Penn State	10. Michigan	9. South Carolina	9. Texas
8. Clemson	10. Alabama	10. Colorado	2005	10. Wisconsin	10. Washington State
9. Arkansas	1991	1. Tennessee	1. USC	2010	2018
10. Pittsburgh	1. Colorado	2. Ohio State	2. LSU	1. Auburn	1. Clemson
15. USC	2. Georgia Tech	3. Florida State	3. Oklahoma	2. LSU	2. Alabama
1984	3. Miami (Fla.)	4. Florida State	4. Utah	3. Oklahoma State	3. Ohio State
1. Brigham Young	4. Florida State	5. UCLA	5. Texas	4. Oregon	4. Oklahoma
2. Washington	5. Washington	6. North Carolina	6. Louisville	5. Arkansas	5. Notre Dame
3. Florida	6. Notre Dame	7. Tennessee	7. Georgia	6. USC	6. LSU
4. Nebraska	7. Michigan	8. Kansas State	8. Iowa	7. Stanford	7. Florida
5. Boston College	8. Tennessee	9. Washington St.	9. California	8. Boise State	8. Alabama
6. Oklahoma	9. Clemson	10. Georgia	10. Washington St.	9. South Carolina	9. Georgia
7. Oklahoma State	10. Houston	1998	2006	10. Wisconsin	10. Texas
8. SMU	20. USC	1. Tennessee	1. Florida	2011	2019
9. UCLA	1. Miami (Fla.)	2. Ohio State	2. Ohio State	1. Alabama	1. LSU
10. USC	2. Washington	3. Florida State	3. Penn State	2. Oregon	2. Clemson
1978	3. Penn State	4. Florida	4. Ohio State	3. Ohio State	3. Ohio State
1. Alabama	4. Florida State	5. UCLA	5. West Virginia	4. Notre Dame	4. Georgia
2. USC	5. Alabama	6. North Carolina	6. Texas	5. Georgia	5. Oregon
3. Oklahoma	6. Michigan	7. Tennessee	7. Louisville	6. Texas A&M	6. Florida
4. Penn State	7. Florida	8. Kansas State	8. Georgia	7. Stanford	7. Oklahoma
5. Michigan	8. California	9. Washington St.	9. Iowa	8. South Carolina	8. Alabama
6. Clemson	9. East Carolina	10. Georgia	10. Virginia Tech	9. Florida	9. Penn State
7. Notre Dame	10. Iowa	1999	2007	10. Florida State	10. Auburn
8. Nebraska	1992	1. Florida State	2012	2013	2020
9. Texas	1. Tennessee	2. Ohio State	1. Alabama	1. Florida State	1. Alabama
10. Houston	2. Nebraska	3. Florida State	2. Oregon	2. Auburn	2. Ohio State
1979	3. Florida State	4. Arizona	3. Ohio State	3. Michigan State	3. Clemson
1. Alabama	4. Florida	5. UCLA	4. Notre Dame	4. South Carolina	4. Texas A&M
2. USC	5. Alabama	6. Wisconsin	5. Georgia	5. Missouri	5. Notre Dame
3. Oklahoma	6. Michigan	7. Tulane	6. Oklahoma	6. Oklahoma	6. Oklahoma
4. Ohio State	7. Florida	8. UCLA	7. Alabama	7. Alabama	7. Georgia
5. Houston	8. California	9. Georgia Tech	8. Clemson	8. Clemson	8. Cincinnati
6. Florida State	9. East Carolina	10. Kansas State	9. Oregon	9. Oregon	9. Iowa State
7. Pittsburgh	10. Iowa	2000	10. Florida State	10. Central Florida	10. Northwestern
8. Arkansas	1993	1. Oklahoma	2008	19. USC	21. USC
9. Nebraska	1. Penn State	2. Miami (Fla.)	1. Florida	2009	2016
10. Purdue	2. Miami (Fla.)	3. Washington	2. Utah	1. Alabama	1. Clemson
1980	3. Oklahoma	4. Oregon State	3. USC	2. Texas	2. Alabama
1. Georgia	4. Arizona State	5. Florida State	4. Texas	3. Florida	3. USC
2. Pittsburgh	5. Nebraska	6. Virginia Tech	5. Oklahoma	4. Boise State	4. Washington
3. Oklahoma	6. Auburn	7. Oregon	6. Alabama	5. Ohio State	5. Oklahoma
4. Michigan	7. Ohio State	8. Nebraska	7. TCU	6. Ohio State	6. Ohio State
5. Florida State	8. Michigan	9. Kansas State	8. Iowa	7. Penn State	7. Penn State
6. Alabama	9. Alabama	10. Florida	9. Cincinnati	8. Florida State	8. Florida State
7. Nebraska	10. LSU	2001	10. Penn State	9. Wisconsin	9. Wisconsin
8. Penn State	1987	1. Miami (Fla.)	2010	10. Michigan	10. Michigan
9. Notre Dame	1. Miami (Fla.)	2. Oregon	1. Auburn	2017	2018
10. North Carolina	2. Florida State	3. Florida	2. TCU	1. Alabama	1. Clemson
11. USC	3. Oklahoma	4. Tennessee	3. Oregon	2. Georgia	2. Alabama
1981	4. Syracuse	5. Texas	4. Stanford	3. Oklahoma	3. Ohio State
1. Clemson	5. LSU	6. Oklahoma	5. Ohio State	4. Clemson	4. Oklahoma
2. Texas	6. Nebraska	7. LSU	6. Oklahoma State	5. Ohio State	5. Notre Dame
3. Penn State	7. Auburn	8. Nebraska	6. Ohio State	6. Central Florida	6. LSU
4. Pittsburgh	8. Michigan State	9. Colorado	7. Wisconsin	7. Wisconsin	7. Florida
5. SMU	9. UCLA	10. Washington St.	8. LSU	8. Penn State	8. Alabama
6. Georgia	10. Texas A&M	2002	9. TCU	9. TCU	9. Texas
7. Alabama	1988	1. Ohio State	10. Auburn	10. Auburn	10. Washington State
8. Miami (Fla.)	1. Notre Dame	2. Miami (Fla.)	10. Alabama	12. USC	2019
9. North Carolina	2. Miami (Fla.)	3. Georgia	2011	2018	1. LSU
10. Washington	3. Florida State	4. USC	1. Auburn	1. Clemson	2. Clemson
14. USC	4. Michigan	5. Oklahoma	2. TCU	2. Alabama	3. Ohio State
1982	5. West Virginia	6. Texas	3. Oregon	3. Oklahoma	4. Oklahoma
1. Penn State	6. UCLA	7. Kansas State	4. Stanford	4. Oklahoma	5. Notre Dame
2. SMU	7. USC	8. Iowa	5. Ohio State	5. Arkansas	6. LSU
3. Nebraska	8. Auburn	9. Michigan	6. Oklahoma	6. USC	7. Florida
4. Georgia	9. Clemson	10. Washington St.	7. Wisconsin	7. Stanford	8. Alabama
5. UCLA	10. Nebraska	2003	8. LSU	8. Boise State	9. Georgia
6. Arizona State	1989	1. USC	9. Boise State	9. South Carolina	10. Texas
7. Washington	1. Miami (Fla.)	2. LSU	10. Alabama	10. Wisconsin	10. Washington State
8. Clemson	2. Notre Dame	3. Oklahoma	2010	2012	2019
9. Arkansas	3. Florida State	4. Ohio State	1. Auburn	1. Alabama	1. LSU
10. Pittsburgh	4. Colorado	5. Miami (Fla.)	2. TCU	2. Oregon	2. Clemson
15. USC	5. Tennessee	6. Michigan	3. Oregon	3. Ohio State	3. Ohio State
1983	6. Auburn	7. Georgia	4. Stanford	4. Oklahoma	4. Georgia
1. Miami (Fla.)	7. Michigan	8. Iowa	5. Ohio State	5. Notre Dame	5. Oregon
2. Nebraska	8. USC	9. Washington St.	6. Oklahoma	6. LSU	6. Florida
3. Auburn	9. Alabama	10. Miami (Ohio)	7. Wisconsin	7. Florida	7. Oklahoma
4. Georgia	10. Illinois	2004	8. LSU	8. Alabama	8. Alabama
5. Texas	1990	1. USC	9. Boise State	9. Texas	9. Penn State
6. Florida	1. Colorado	2. LSU	10. Alabama	10. Wisconsin	10. Minnesota
7. Brigham Young	2. Georgia Tech	3. Oklahoma	2011	2013	2020
8. Michigan	3. Miami (Fla.)	4. Ohio State	1. Auburn	1. Alabama	1. Alabama
9. Ohio State	4. Florida State	5. Miami (Fla.)	2. LSU	2. Oregon	2. Ohio State
10. Illinois	5. Washington	6. Michigan	3. Oklahoma State	3. Ohio State	3. Clemson
1984	6. Colorado	7. Georgia	4. Oregon	4. Oklahoma	4. Texas A&M
1. Brigham Young	7. Auburn	8. Iowa	5. Arkansas	5. Notre Dame	5. Notre Dame
2. Washington	8. Michigan	9. Washington St.	6. USC	6. LSU	6. Oklahoma
3. Florida	9. Alabama	10. Miami (Ohio)	7. Stanford	7. Florida	7. Georgia
4. Nebraska	10. Illinois	2005	8. Boise State	8. Alabama	8. Cincinnati
5. Boston College	1991	1. USC	9. South Carolina	9. Texas	9. Iowa State
6. Oklahoma	1. Miami (Fla.)	2. LSU	10. Wisconsin	10. Washington State	10. Northwestern
7. Oklahoma State	2. Washington	3. Oklahoma	2012	2019	21. USC
8. SMU	3. Penn State	4. Utah	1. Alabama	1. LSU	
9. UCLA	4. Florida State	5. Texas	2. Oregon	2. Clemson	
10. USC	5. Alabama	6. Louisville	3. Ohio State	3. Ohio State	
	6. Michigan	7. Georgia	4. Notre Dame	4. Georgia	
	7. Florida	8. Iowa	5. Georgia	5. Oregon	
	8. California	9. California	6. Texas A&M	6. Florida	
	9. East Carolina	10. Virginia Tech	7. Stanford	7. Oklahoma	
	10. Iowa	2006	8. South Carolina	8. Alabama	
		1. Florida	9. Florida	9. Texas	
		2. Ohio State	10. Wisconsin	10. Washington State	
		3. LSU	2010	2018	
		4. USC	1. Auburn	1. Clemson	
		5. Boise State	2. TCU	2. Alabama	
		6. Louisville	3. Oregon	3. Oklahoma	
		7. Wisconsin	4. Stanford	4. Oklahoma	
		8. Michigan	5. Ohio State	5. Notre Dame	
		9. Auburn	6. Oklahoma	6. LSU	
		10. West Virginia	7. Alabama	7. Florida	
			8. Clemson	8. Alabama	
			9. Oregon	9. Texas	
			10. Central Florida	10. Washington State	
			19. USC	2019	
				1. LSU	
				2. Clemson	
				3. Ohio State	
				4. Georgia	
				5. Oregon	
				6. Florida	
				7. Oklahoma	
				8. Alabama	
				9. Penn State	
				10. Minnesota	



2021

1. Georgia
2. Alabama
3. Michigan
4. Cincinnati
5. Baylor
6. Ohio State
7. Oklahoma State
8. Notre Dame
9. Michigan State
10. Oklahoma

2022

1. Georgia
2. TCU
3. Michigan
4. Ohio State
5. Alabama
6. Tennessee
7. Penn State
8. Washington
9. Tulane
10. Utah



UNITED PRESS INTERNATIONAL (1950-95)

- 1950**
 1. Oklahoma
 2. Texas
 3. Tennessee
 4. California
 5. Army
 6. Michigan
 7. Kentucky
 8. Princeton
 9. Michigan State
 10. Ohio State

- 1951**
 1. Tennessee
 2. Michigan State
 3. Illinois
 4. Maryland
 5. Georgia Tech
 6. Princeton
 7. Stanford
 8. Wisconsin
 9. Baylor
 10. TCU

- 1952**
 1. Michigan State
 2. Georgia Tech
 3. Notre Dame
 4. Oklahoma
 6. USC
 7. UCLA
 8. Mississippi
 9. Tennessee
 10. Alabama
 Wisconsin

- 1953**
 1. Maryland
 2. Notre Dame
 3. Michigan State
 4. UCLA
 5. Oklahoma
 6. Rice
 7. Illinois
 8. Texas
 9. Georgia Tech
 10. Iowa

- 1954**
 1. UCLA
 2. Ohio State
 3. Oklahoma
 4. Notre Dame
 5. Navy
 6. Mississippi
 7. Army
 8. Arkansas
 9. Miami (Fla.)
 10. Wisconsin
 11t. USC

- 1955**
 1. Oklahoma
 2. Michigan State
 3. Maryland
 4. UCLA
 5. TCU
 6. Ohio State
 7. Georgia Tech
 8. Notre Dame
 9. Mississippi
 10. Auburn
 12. USC

- 1956**
 1. Oklahoma
 2. Tennessee
 3. Iowa
 4. Georgia Tech
 5. Texas A&M
 6. Miami (Fla.)
 7. Michigan
 8. Syracuse
 9. Minnesota
 10. Michigan State
 15. USC

- 1957**
 1. Ohio State
 2. Auburn
 3. Michigan State
 4. Oklahoma
 5. Iowa
 6. Navy
 7. Rice
 8. Mississippi
 9. Notre Dame
 10. Texas A&M

- 1958**
 1. LSU
 2. Iowa
 3. Army
 4. Auburn
 5. Oklahoma
 6. Wisconsin
 7. Ohio State
 8. Air Force
 9. TCU
 10. Syracuse

- 1959**
 1. Syracuse
 2. Mississippi
 3. LSU
 4. Texas
 5. Georgia
 6. Wisconsin
 7. Washington
 8. TCU
 9. Arkansas
 10. Penn State
 12. USC

- 1960**
 1. Minnesota
 2. Iowa
 3. Mississippi
 4. Missouri
 5. Washington
 6. Navy
 7. Arkansas
 8. Ohio State
 9. Kansas
 10. Alabama

- 1961**
 1. Alabama
 2. Ohio State
 3. LSU
 4. Texas
 5. Mississippi
 6. Minnesota
 7. Colorado
 8. Arkansas
 9. Michigan State
 10. Utah State

- 1962**
 1. USC
 2. Wisconsin
 3. Mississippi
 4. Texas
 5. Alabama
 6. Arkansas
 7. Oklahoma
 8. LSU
 9. Penn State
 10. Minnesota

- 1963**
 1. Texas
 2. Navy
 3. Pittsburgh
 4. Illinois
 5. Nebraska
 6. Auburn
 7. Mississippi
 8. Oklahoma
 9. Alabama
 10. Michigan State
 16t. USC

- 1964**
 1. Alabama
 2. Arkansas
 3. Notre Dame
 4. Michigan
 5. Texas
 6. Nebraska
 7. LSU
 8. Oregon State
 9. Ohio State
 10. USC

- 1965**
 1. Michigan State
 2. Arkansas
 3. Nebraska
 4. Alabama
 5. UCLA
 6. Missouri
 7. Tennessee
 8. Notre Dame
 9. USC
 10. Texas Tech

- 1966**
 1. Notre Dame
 2. Michigan State
 3. Alabama
 4. Georgia
 5. UCLA
 6. Purdue
 7. Nebraska
 8. Georgia Tech
 9. SMU
 10. Miami (Fla.)
 18. USC

- 1967**
 1. USC
 2. Tennessee
 3. Oklahoma
 4. Notre Dame
 5. Wyoming
 6. Indiana
 7. Alabama
 8. Oregon State
 9. Purdue
 10. UCLA

- 1968**
 1. Ohio State
 2. USC
 3. Penn State
 4. Georgia
 5. Texas
 6. Kansas
 7. Tennessee
 8. Notre Dame
 9. Arkansas
 10. Oklahoma

- 1969**
 1. Texas
 2. Penn State
 3. Arkansas
 4. USC
 5. Ohio State
 6. Missouri
 7. LSU
 8. Michigan
 9. Notre Dame
 10. UCLA

- 1970**
 1. Texas
 2. Ohio State
 3. Nebraska
 4. Tennessee
 5. Notre Dame
 6. LSU
 7. Michigan
 8. Arizona State
 9. Auburn
 10. Stanford
 19t. USC

- 1971**
 1. Nebraska
 2. Alabama
 3. Oklahoma
 4. Michigan
 5. Auburn
 6. Arizona State
 7. Colorado
 8. Georgia
 9. Tennessee
 10. LSU

- 1972**
 1. USC
 2. Oklahoma
 3. Ohio State
 4. Alabama
 5. Texas
 6. Michigan
 7. Auburn
 8. Penn State
 9. Nebraska
 10. LSU

- 1973**
 1. Alabama
 2. Oklahoma
 3. Ohio State
 4. Notre Dame
 5. Penn State
 6. Michigan
 7. USC
 8. Texas
 9. UCLA
 10. Arizona State

- 1974**
 1. USC
 2. Alabama
 3. Ohio State
 4. Notre Dame
 5. Michigan
 6. Auburn
 7. Penn State
 8. Nebraska
 9. N.C. State
 10. Miami (Ohio)

- 1975**
 1. Oklahoma
 2. Arizona State
 3. Alabama
 4. Ohio State
 5. UCLA
 6. Arkansas
 7. Texas
 8. Michigan
 9. Nebraska
 10. Penn State
 19t. USC

- 1976**
 1. Pittsburgh
 2. USC
 3. Michigan
 4. Houston
 5. Ohio State
 6. Oklahoma
 7. Nebraska
 8. Texas A&M
 9. Alabama
 10. Georgia

- 1977**
 1. Notre Dame
 2. Alabama
 3. Arkansas
 4. Penn State
 5. Texas
 6. Oklahoma
 7. Pittsburgh
 8. Michigan
 9. Washington
 10. Nebraska
 12t. USC

- 1978**
 1. USC
 2. Alabama
 3. Oklahoma
 4. Penn State
 5. Michigan
 6. Notre Dame
 7. Clemson
 8. Nebraska
 9. Texas
 10. Arkansas

- 1979**
 1. Alabama
 2. USC
 3. Oklahoma
 4. Ohio State
 5. Houston
 6. Pittsburgh
 7. Nebraska
 8. Florida State
 9. Arkansas
 10. Purdue

- 1980**
 1. Georgia
 2. Pittsburgh
 3. Oklahoma
 4. Michigan
 5. Florida State
 6. Alabama
 7. Nebraska
 8. Penn State
 9. North Carolina
 10. Notre Dame
 12. USC

- 1981**
 1. Clemson
 2. Pittsburgh
 3. Penn State
 4. Texas
 5. Georgia
 6. Alabama
 7. Washington
 8. North Carolina
 9. Nebraska
 10. Michigan
 13. USC

- 1982**
 1. Penn State
 2. SMU
 3. Nebraska
 4. Georgia
 5. UCLA
 6. Arizona State
 7. Washington
 8. Arkansas
 9. Pittsburgh
 10. Florida State

- 1983**
 1. Miami (Fla.)
 2. Nebraska
 3. Auburn
 4. Georgia
 5. Texas
 6. Florida
 7. Brigham Young
 8. Ohio State
 9. Michigan
 10. Illinois

- 1984**
 1. Brigham Young
 2. Washington
 3. Nebraska
 4. Boston College
 5. Oklahoma State
 6. Oklahoma
 7. Florida
 8. SMU
 9. USC
 10. UCLA

- 1985**
 1. Oklahoma
 2. Michigan
 3. Penn State
 4. Tennessee
 5. Air Force
 6. UCLA
 7. Texas A&M
 8. Miami (Fla.)
 9. Iowa
 10. Nebraska

- 1986**
 1. Penn State
 2. Miami (Fla.)
 3. Oklahoma
 4. Nebraska
 5. Arizona State
 6. Ohio State
 7. Michigan
 8. Auburn
 9. Alabama
 10. Arizona

- 1987**
 1. Miami (Fla.)
 2. Florida State
 3. Oklahoma
 4. Syracuse
 5. LSU
 6. Nebraska
 7. Auburn
 8. Michigan State
 9. Texas A&M
 10. Clemson
 17. USC

- 1988**
 1. Notre Dame
 2. Miami (Fla.)
 3. Florida State
 4. Michigan
 5. West Virginia
 6. UCLA
 7. Auburn
 8. Clemson
 9. USC
 10. Nebraska

- 1989**
 1. Miami (Fla.)
 2. Florida State
 3. Notre Dame
 4. Colorado
 5. Tennessee
 6. Auburn
 7. Alabama
 8. Michigan
 9. USC
 10. Illinois

- 1990**
 1. Georgia Tech
 2. Colorado
 3. Miami (Fla.)
 4. Florida State
 5. Washington
 6. Notre Dame
 7. Tennessee
 8. Michigan
 9. Clemson
 10. Penn State
 22. USC

- 1991**
 1. Washington
 2. Miami (Fla.)
 3. Penn State
 4. Florida State
 5. Alabama
 6. Michigan
 7. Florida
 8. California
 9. East Carolina
 10. Iowa

- 1992**
 1. Alabama
 2. Florida State
 3. Miami (Fla.)
 4. Notre Dame
 5. Michigan
 6. Syracuse
 7. Texas A&M
 8. Georgia
 9. Stanford
 10. Florida

- 1993**
 1. Florida State
 2. Notre Dame
 3. Nebraska
 4. Florida
 5. Wisconsin
 6. Texas A&M
 7. Penn State
 8. West Virginia
 9. Ohio State
 10. Arizona
 25. USC

- 1994**
 1. Nebraska
 2. Penn State
 3. Colorado
 4. Florida State
 5. Alabama
 6. Miami (Fla.)
 7. Florida
 8. Utah
 9. Michigan
 10. Ohio State
 13. USC

- 1995**
 1. Nebraska
 2. Florida
 3. Tennessee
 4. Colorado
 5. Florida State
 6. Ohio State
 7. Kansas State
 8. Northwestern
 9. Virginia Tech
 10. Kansas
 11. USC

1996
 Discontinued



USA TODAY (1982-Present)
 FORMERLY USA TODAY/CABLE NEWS NETWORK AND USA TODAY/ESPN

1982	1989	1996	2003	2010	2017
1. Penn State	1. Miami (Fla.)	1. Florida	1. LSU	1. Auburn	1. Alabama
2. SMU	2. Notre Dame	2. Ohio State	2. USC	2. TCU	2. Georgia
3. Nebraska	3. Florida State	3. Florida State	3. Oklahoma	3. Oregon	3. Oklahoma
4. Georgia	4. Colorado	4. Arizona State	4. Ohio State	4. Stanford	4. Clemson
5. UCLA	5. Tennessee	5. BYU	5. Miami (Fla.)	5. Ohio State	5. Ohio State
6. Arizona State	6. Auburn	6. Nebraska	6. Georgia	6. Oklahoma	6. Wisconsin
7. Pittsburgh	7. USC	7. Penn State	7. Michigan	7. Boise State	7. Central Florida
8. Arkansas	8. Michigan	8. Colorado	8. Iowa	8. LSU	8. Penn State
9. Clemson	9. Alabama	9. Tennessee	9. Washington St.	9. Wisconsin	9. TCU
10. Washington	10. Illinois	10. North Carolina	10. Florida State	10. Oklahoma State	10. USC
14. USC					
1983	1990	1997	2004	2011	2018
1. Miami (Fla.)	1. Colorado	1. Nebraska	1. USC	1. Alabama	1. Clemson
2. Auburn	2. Georgia Tech	2. Michigan	2. Auburn	2. LSU	2. Alabama
3. Nebraska	3. Miami (Fla.)	3. Florida State	3. Oklahoma	3. Oklahoma State	3. Ohio State
4. Georgia	4. Florida State	4. North Carolina	4. Texas	4. Oregon	4. Oklahoma
5. Texas	5. Washington	5. UCLA	5. Utah	5. Arkansas	5. Notre Dame
6. Brigham Young	6. Notre Dame	6. Florida	6. Georgia	6. Boise State	6. Florida
7. Michigan	7. Tennessee	7. Kansas State	7. Louisville	7. Stanford	7. LSU
8. Ohio State	8. Michigan	8. Tennessee	8. Iowa	8. South Carolina	8. Georgia
9. Florida	9. Clemson	9. Washington St.	9. California	9. Michigan	9. Texas
10. Clemson	10. Texas	10. Georgia	10. Virginia Tech	10. Michigan State	10. Washington State
	22. USC				
1984	1991	1998	2005	2012	2019
1. Brigham Young	1. Washington	1. Tennessee	1. Texas	1. Alabama	1. LSU
2. Washington	2. Miami (Fla.)	2. Ohio State	2. USC	2. Oregon	2. Clemson
3. Florida	3. Penn State	3. Florida State	3. Penn State	3. Notre Dame	3. Ohio State
4. Nebraska	4. Florida State	4. Arizona	4. Ohio State	4. Georgia	4. Georgia
5. Oklahoma	5. Alabama	5. Wisconsin	5. LSU	5. Texas A&M	5. Oregon
6. Boston College	6. Michigan	6. Florida	6. West Virginia	6. Stanford	6. Oklahoma
7. Oklahoma State	7. California	7. Tulane	7. Virginia Tech	7. South Carolina	7. Florida
8. SMU	8. Florida	8. UCLA	8. Alabama	8. Florida State	8. Alabama
9. Maryland	9. East Carolina	9. Kansas State	9. TCU	9. Clemson	9. Penn State
10. South Carolina	10. Iowa	10. Air Force	10. Georgia	10. Florida	10. Minnesota
11. USC					
1985	1992	1999	2006	2013	2020
1. Oklahoma	1. Alabama	1. Florida State	1. Florida	1. Florida State	1. Alabama
2. Penn State	2. Florida State	2. Nebraska	2. Ohio State	2. Auburn	2. Ohio State
3. Michigan	3. Miami (Fla.)	3. Virginia Tech	3. LSU	3. Michigan State	3. Clemson
4. Tennessee	4. Notre Dame	4. Wisconsin	4. USC	4. South Carolina	4. Texas A&M
5. Florida	5. Michigan	5. Michigan	5. Wisconsin	5. Missouri	5. Notre Dame
6. Miami (Fla.)	6. Texas A&M	6. Kansas State	6. Boise State	6. Oklahoma	6. Oklahoma
7. Air Force	7. Syracuse	7. Michigan State	7. Louisville	7. Clemson	7. Georgia
8. Texas A&M	8. Georgia	8. Alabama	8. Auburn	8. Alabama	8. Georgia
9. UCLA	9. Stanford	9. Tennessee	9. Michigan	9. Oregon	9. Oregon
10. Iowa	10. Washington	10. Marshall	10. West Virginia	10. Ohio State	10. Cincinnati
				10. Ohio State	10. Iowa State
				19. USC	10. Northwestern
					21. USC
1986	1993	2000	2007	2014	2021
1. Penn State	1. Florida State	1. Oklahoma	1. LSU	1. Ohio State	1. Georgia
2. Miami (Fla.)	2. Notre Dame	2. Miami (Fla.)	2. USC	2. Oregon	2. Alabama
3. Oklahoma	3. Nebraska	3. Washington	3. Georgia	3. TCU	3. Michigan
4. Nebraska	4. Florida	4. Florida State	4. Ohio State	4. Alabama	4. Cincinnati
5. Arizona State	5. Wisconsin	5. Oregon State	5. Missouri	5. Michigan State	5. Ohio State
6. Ohio State	6. West Virginia	6. Virginia Tech	6. West Virginia	6. Florida State	6. Baylor
7. Auburn	7. Penn State	7. Nebraska	7. Kansas	7. Georgia Tech	7. Oklahoma State
8. Michigan	8. Texas A&M	8. Kansas State	8. Oklahoma	8. Alabama	8. Michigan State
9. Alabama	9. Arizona	9. Oregon	9. Virginia Tech	9. Oregon	9. Notre Dame
10. LSU	10. Ohio State	10. Michigan	10. Texas	10. Ohio State	10. Oklahoma
	25. USC			21. USC	
1987	1994	2001	2008	2015	2022
1. Miami (Fla.)	1. Nebraska	1. Miami (Fla.)	1. Florida	1. Alabama	1. Georgia
2. Florida State	2. Penn State	2. Oregon	2. USC	2. Clemson	2. TCU
3. Oklahoma	3. Colorado	3. Florida	3. Texas	3. Stanford	3. Michigan
4. Syracuse	4. Alabama	4. Tennessee	4. Utah	4. Ohio State	4. Ohio State
5. Nebraska	5. Florida State	5. Texas	5. Oklahoma	5. Oklahoma	5. Alabama
6. LSU	6. Florida State	6. Oklahoma	6. Alabama	6. Michigan State	6. Tennessee
7. Auburn	7. Miami (Fla.)	7. Nebraska	7. TCU	7. Ohio State	7. Penn State
8. Michigan State	8. Florida	8. LSU	8. Penn State	8. Florida State	8. Washington
9. Texas A&M	9. Utah	9. Colorado	9. Oregon	8. Baylor	9. Georgia
10. UCLA	10. Ohio State	10. Maryland	10. Michigan	9. Georgia Tech	10. Notre Dame
17. USC	15. USC			10. UCLA	10. Oklahoma
				21. USC	
1988	1995	2002	2009	2016	
1. Notre Dame	1. Nebraska	1. Ohio State	1. Alabama	1. Clemson	
2. Miami (Fla.)	2. Tennessee	2. Miami (Fla.)	2. Texas	2. Alabama	
3. Florida State	3. Florida	3. Georgia	3. Florida	3. Oklahoma	
4. UCLA	4. Colorado	4. USC	4. Boise State	4. Washington	
5. Michigan	5. Florida State	5. Oklahoma	5. Ohio State	5. USC	
6. West Virginia	6. Kansas State	6. Kansas State	6. TCU	6. Ohio State	
7. USC	7. Northwestern	7. Texas	7. Iowa	7. Penn State	
8. Nebraska	8. Ohio State	8. Iowa	8. Penn State	8. Florida State	
9. Auburn	9. Virginia Tech	9. Michigan	9. Cincinnati	9. Wisconsin	
10. Clemson	10. Kansas	10. Washington St.	10. Virginia Tech	10. Michigan	
	11. USC		20. USC		



No. 1 vs. No. 2 Matchups

(AP Poll – Begun in 1936)

NO.	YEAR	TEAMS	WINNER	SCORE
1.	1943	Notre Dame (1) vs. Michigan (2)	Notre Dame	35-12
2.	1943	Notre Dame (1) vs. Iowa Pre-Flight (2)	Notre Dame	14-13
3.	1944	Army (1) vs. Navy (2)	Army	23-7
4.	1945	Army (1) vs. Notre Dame (2)	Army	48-0
5.	1945	Army (1) vs. Navy (2)	Army	32-13
6.	1946	Army (1) vs. Notre Dame (2)	Tie	0-0
7.	1962	USC (1) vs. Wisconsin (2) – Rose Bowl	USC	42-37
8.	1963	Oklahoma (1) vs. Texas (2)	Texas	28-7
9.	1963	Texas (1) vs. Navy (2) – Cotton Bowl	Texas	28-6
10.	1966	Notre Dame (1) vs. Michigan St. (2)	Tie	10-10
11.	1968	Purdue (1) vs. Notre Dame (2)	Purdue	37-22
12.	1968	Ohio State (1) vs. USC (2) – Rose Bowl	Ohio State	27-16
13.	1969	Texas (1) vs. Arkansas (2)	Texas	15-14
14.	1971	Nebraska (1) vs. Oklahoma (2)	Nebraska	35-31
15.	1971	Nebraska (1) vs. Alabama (2) – Orange Bowl	Nebraska	38-6
16.	1978	Penn State (1) vs. Alabama (2) – Sugar Bowl	Alabama	14-7
17.	1981	USC (1) vs. Oklahoma (2)	USC	28-24
18.	1982	Georgia (1) vs. Penn State (2) – Sugar Bowl	Penn State	27-23
19.	1985	Iowa (1) vs. Michigan (2)	Iowa	12-10
20.	1986	Oklahoma (1) vs. Miami, Fla. (2)	Miami	28-16
21.	1986	Miami, Fla. (1) vs. Penn State (2) – Fiesta Bowl	Penn State	14-10
22.	1987	Nebraska (1) vs. Oklahoma (2)	Oklahoma	17-7
23.	1987	Oklahoma (1) vs. Miami, Fla. (2) – Orange Bowl	Miami	20-14
24.	1988	Notre Dame (1) vs. USC (2)	Notre Dame	27-10
25.	1989	Notre Dame (1) vs. Michigan (2)	Notre Dame	24-19
26.	1991	Florida State (1) vs. Miami, Fla. (2)	Miami	17-16
27.	1992	Miami, Fla (1) vs. Alabama (2) – Sugar Bowl	Alabama	34-13
28.	1993	Florida State (1) vs. Notre Dame (2)	Notre Dame	31-24
29.	1993	Florida State (1) vs. Nebraska (2) – Orange Bowl	Florida State	18-16
30.	1995	Nebraska (1) vs. Florida (2) – Fiesta Bowl	Nebraska	62-24
31.	1996	Florida (1) vs. Florida State (2)	Florida State	24-21
32.	1998	Tennessee (1) vs. Florida State (2) – Fiesta Bowl (BCS Champ. Game)	Tennessee	23-16
33.	1999	Florida State (1) vs. Virginia Tech (2) – Sugar Bowl	Florida State	46-29
34.	2002	Miami, Fla. (1) vs. Ohio State (2) – Fiesta Bowl (BCS Champ. Game)	Ohio State	31-24(20T)
35.	2004	USC (1) vs. Oklahoma (2) – Orange Bowl (BCS Champ. Game)	USC	55*-19
36.	2005	USC (1) vs. Texas (2) – Rose Bowl (BCS Champ. Game)	Texas	41-38*
37.	2006	Ohio State (1) vs. Texas (2)	Ohio State	24-7
38.	2006	Ohio State (1) vs. Michigan (2)	Ohio State	42-39
39.	2006	Ohio State (1) vs. Florida (2) – BCS Championship Game	Florida	41-14
40.	2007	Ohio State (1) vs. LSU (2) – BCS Championship Game	LSU	38-24
41.	2008	Alabama (1) vs. Florida (2) – SEC Championship Game	Florida	31-20
42.	2008	Florida (1) vs. Oklahoma (2) – BCS Championship Game	Florida	24-14
43.	2009	Florida (1) vs. Alabama (2)	Alabama	32-13
44.	2009	Alabama (1) vs. Texas (2) – BCS Championship Game	Alabama	37-21
45.	2010	Auburn (1) vs. Oregon (2) – BCS Championship Game	Auburn	22-19
46.	2011	LSU (1) vs. Alabama (2)	LSU	9-6 (OT)
47.	2011	LSU (1) vs. Alabama (2) – BCS Championship Game	Alabama	21-0
48.	2012	Notre Dame (1) vs. Alabama (2) – BCS Championship Game	Alabama	42-14
49.	2013	Florida State (1) vs. Auburn (2) – BCS Championship Game	Florida State	34-31
50.	2015	Clemson (1) vs. Alabama (2) – CFP Championship Game	Alabama	45-40
51.	2018	Alabama (1) vs. Clemson (2) – CFP Championship Game	Clemson	44-16
52.	2019	LSU (1) vs. Alabama (2)	LSU	46-41
53.	2022	Georgia (1) vs. Tennessee (2)	Georgia	27-13

*2004 win and 2005 loss later vacated due to NCAA penalty

There have been 53 matchups between the No. 1 and No. 2 teams in the Associated Press poll (25 times during the regular season, twice in a conference playoff and 26 times in bowls). The No. 1 team has won 30 times, the No. 2 team has won 21 times, and there have been 2 ties. USC is 3-3 in such matchups, winning 3 of the 4 times it was No. 1 and losing both times it was No. 2. The AP poll began in 1936.



Defeating No. 1

This is a list of USC games in which a No. 1-ranked team was defeated or tied. From AP rankings. Asterisk (*) is home team. (N) is neutral site. In parentheses following winning or tying team is its rank in the previous week's poll (NR is not ranked), its won-loss record entering game, and its score. Next is the defeated or tied No. 1 team, its score, and its rank in the poll the following week.

WHEN USC BEAT A NO. 1 TEAM:

12-2-38	*USC (8, 7-2) 13, Notre Dame 0 (5)
10-20-51	USC (11, 4-1) 21, *California 14 (9)
11-28-64	*USC (NR, 6-3) 20, Notre Dame 17 (3)
11-18-67	*USC (4, 8-1) 21, UCLA 20 (4)
9-23-78	(N) USC (7, 2-0) 24, Alabama 14 (3)
1-1-80	(1980 Rose Bowl) USC (3, 10-0-1) 17, Ohio State 16 (4)
11-10-84	*USC (12, 7-1) 16, Washington 7 (5)

WHEN NO. 1 USC LOST OR WAS TIED:

9-28-63	Oklahoma (3, 1-0-0) 17, *USC 12 (8)
11-11-67	*Oregon State (NR, 5-2-1) 3, USC 0 (4)
9-29-73	(Tie) Oklahoma (8, 1-0) 7, *USC 7 (4)
10-8-77	Alabama (7, 3-1) 21, *USC 20 (6)
10-13-79	(Tie) Stanford (NR, 3-2) 21, *USC 21 (4)
10-10-81	Arizona (NR, 2-2) 13, *USC 10 (7)
1-4-06	(2006 Rose Bowl) Texas (2, 12-0) 41, USC 38 (2)**
9-25-08	*Oregon State (NR, 1-2) 27, USC 21 (9)

**Loss later vacated due to NCAA penalty

The Spoilers

Below is a list of USC "spoilers" of teams that lost perfect (undefeated, untied) records in the final game of the season (since 1937). Asterisk (*) is home team. Note: USC lost perfect records 4 times in its season finale (1910 in a 9-9 tie with Pomona to finish 7-0-1, 1907 with a 16-6 loss to Los Angeles High to finish 5-1, 2005 in a 41-38 loss to Texas in the Rose Bowl to finish 12-1 and 2020 in a 31-24 loss to Oregon in the Pac-12 Championship Game to finish 5-1).

DATE	SPOILER	VICTIM	SCORE
12-3-38	USC*	Notre Dame	13-0
1-2-39	USC	Duke (Rose Bowl)	7-3
1-1-40	USC	Tennessee (Rose Bowl)	14-0
1-1-44	USC	Washington (Rose Bowl)	29-0
12-2-48	USC*	Notre Dame	tie 14-14
11-22-52	USC	*UCLA	14-12
11-28-64	USC*	Notre Dame	20-17
1-1-80	USC	Ohio State (Rose Bowl)	17-16
1-4-05	USC	Oklahoma (Orange Bowl)	55**-19

**Win later vacated due to NCAA penalty



JIMMY GUNN



SID SMITH



RYAN KALIL



MIKE PATTERSON



USC Football National Championships

Here is a list of USC's college football championships as selected by every recognized authority. USC is considered to have won 11 national championships (1928-31-32-39-62-67-72-74-78-2003-04). There were seven other years (1929-33-76-79-2002-05-07) in which the Trojans were named a national champion by at least one legitimate poll.

YEAR	RECORD	COACH	SELECTOR+
**1928	9-0-1	Howard Jones	Dick (Rissman), Sag (Co)
1929	10-2	Howard Jones	Thes, Berry, Sag (Co)
**1931	10-1	Howard Jones	Dick (Rockne), Dunk, Ann, Helms, Thes, Wms, FBR, NCF, Pol, Bill, Sag, Berry Ann, Dunk, Thes, Helms, Wms, Davis (Co), FBR, NCF, Pol, Bill, Sag (Co), Berry Wms
**1932	10-0	Howard Jones	Dick (Rockne)
1933	10-1-1	Howard Jones	AP, UPI, FWA, Helms, HF, Dunk, Wms, Berry (Co), DeV, FBN, FBR, NCF, Pol
**1939	8-0-2	Howard Jones	AP, UPI, FWA, Helms, HF, Berry, Bill, DeV, FBN, FBR, Mat, NCF, Sag
**1962	11-0	John McKay	AP, UPI, FWA, HF, Helms, Dunk, Lit, Berry, Bill, DeV, FACT, FBN, FBR, Mat, NCF, Pol, Sag
**1967	10-1	John McKay	UPI, FWA, HF, Helms (Co), NCF (Co)
**1972#	12-0	John McKay	Dunk, Berry, Bill, DeV, FBR, Mat
**1974	10-1-1	John McKay	UPI, Helms (Tri), Berry, FACT (Tri), FBN, TSN, NCF (Co), Sag (Co), Bill
1976	11-1	John Robinson	FBR
**1978	12-1	John Robinson	Sag, Mat, Dunk
1979	11-0-1	John Robinson	AP, FWA, TSN, Mat, NYT, Eck
2002	11-2	Pete Carroll	AH, AP, BCS^, Berry, Bill, Coll, DeV, Dunk, Eck, FACT, FWA^, HF, Mas, Mat, NYT, Sag, TSN, USA, Wol
**2003	12-1	Pete Carroll	Har
**2004	11-0*	Pete Carroll	Dunk
2005	0-0*	Pete Carroll	
2007	11-2	Pete Carroll	

** Recognized national championships.

The 1972 USC team was the first team to ever receive a unanimous first-place vote by both AP and UPI.

* Not including 2 wins in 2004 and 12 wins and 1 loss in 2005 vacated due to NCAA penalty (original records: 13-0 in 2004 and 12-1 in 2005)

^Vacated

+ Selectors:

Ann--Illustrated Football Annual (1930-60). A rating system by Williams F. Board published in the highly-regarded fan magazine Illustrated Football Annual (1932-42) and Football News (1942-44, 1951-60). Predated national champions from 1919-29.

AH--Anderson & Hester (1997-current). A mathematical rating system developed by Jeff Anderson and Chris Hester, published weekly in the Seattle Times since 1993.

AP--Associated Press (1936-current). Poll of sportswriters and broadcasters which began in 1936. The Dr. Henry L. Williams Trophy was awarded beginning in 1941. That was retired in 1947, then the Father O'Donnell Trophy was awarded beginning in 1948. That was retired in 1956 and beginning in 1957, the award was known as the AP Trophy. Since 1983, the award has been known as the Paul "Bear" Bryant Trophy.

BCS--Bowl Championship Series (1999-2013). A ranking system that includes polls and computer rankings to match the top two teams in the national championship game.

Berry--Berryman (QPRS) (1940-2011). A mathematical rating system based on a quality point rating formula developed by Clyde P. Berryman.

Bill--Billingsley Report (1970-current). A mathematically based power rating system developed by Richard Billingsley. Predated national champions from 1869-1970.

Coll--Colley Matrix (1992-current). A mathematically-based power rating developed by Wes Colley of Virginia, published in the Atlanta Constitution-Journal.

Davis--Parke H. Davis Ratings (1889-1933). Chosen by Davis, a former player at Princeton and former coach at Wisconsin, Amherst and Lafayette. First published in the 1934 Spalding's Football Guide.

DeV--DeVold System (1945-2006). A mathematical rating system developed by Harry DeVold, a former football player at Cornell. The rating have appeared in The Football News since 1962. Predated national champions from 1939-44.

Dick--Dickinson System (1926-40). Based on point formula devised by Illinois economics professor Frank G. Dickinson. The system was the basis for the awarding of the Rissman Trophy to the top-rated team in the Dickinson System. It was retired in 1930, then the Knute Rockne Trophy was awarded beginning in 1931 until it was retired in 1940.

Dunk--Dunkel Index (1929-current). A power index rating system devised by Dick Dunkel Sr. (1929-71), Dick Dunkel Jr. (1972-2002), Bob Dunkel (2002-current), Richard Dunkel (2002-current) and John Duck (1996-current).

Eck--Eck Ratings System (1983-2005). A mathematical point system developed by Steve Eck.

FACT--Foundation for the Analysis of Competitions and Tournaments (1968-2006). A computerized mathematical ranking system developed by David Rothman.

FBN--Football News (1958-2002). A weekly poll of Football News' staff writers.

FBR--College Football Researchers Association (1982-92, 2009-current). Founded by Anthony Cusher and Robert Kirlin, it determined its champion by a Top 10 vote of membership on a point system. Predated national champions from 1919-81, conducted on a poll by Harry Carson Frye.

FWA--Football Writers Association of America (1954-2013). Chosen by five-man committee representing membership. Award called the Grantland Rice Trophy.

Har--Harris Interactive (2005-2013). Chosen by a panel of media and former players, coaches and administrators.

Helms--First Interstate Bank Athletic Foundation (1883-1982). Originally called Helms Athletic Foundation, then changed to Citizen Savings Athletic Foundation before new name adopted in 1982.

HF--National Football Foundation and Hall of Fame (1959-2013). Chosen by a committee representing membership. Award called the Gen. Douglas MacArthur Trophy. Merged with UPI in 1991 and with USA Today in 1993.

Lit--Litkenhous System (1934-84). A rating method developed by Frank and Edward [a professor of chemical engineering at Vanderbilt] Litkenhous.

Mas--Massey College Football Ratings (1995-current). A mathematical rating system developed by Kenneth Massey, which takes into account homefield advantage.

Mat--Matthews Grid Ratings (1966-2006). A mathematical rating system developed by college mathematics professor Herman Matthews.

NCF--National Championship Foundation (1980-2000). An annual report established by Mike Riter. Predated national champions from 1869-1979.

NYT--New York Times (1979-2004). A mathematical rating system introduced by this major newspaper.

Pol--Poling System (1935-84). A mathematical rating system developed by Richard Poling, a former football player at Ohio Wesleyan. Ratings were published annually in the Football Review Supplement and various newspapers. Predated national champions from 1924-34.

Sag--Sagarin Ratings (1919-current). A mathematical rating system developed by Jeff Sagarin, a 1970 MIT mathematics graduate. It runs annually in USA Today.

Thes--The Football Thesaurus (1927-58). A system devised by Deke Houlgate and syndicated in newspapers, plus published in Illustrated Football and the Football Thesaurus (1946-58).

TSN--The Sporting News (1975-2006). Voted on annually by the staff of The Sporting News.

UPI--United Press International (1950-1995). Originally a poll of college coaches, in 1991 voters comprised of college football enthusiasts. In 1992, National Football Foundation and Hall of Fame co-sponsored poll, with voters consisting of 100 NFF members [athletic administrators, journalists, ex-players, and ex-coaches] and award called the Gen. Douglas MacArthur Trophy. Beginning in 1993, voters were 16 bowl representatives.

USA--USA Today/Cable News Network and ESPN (1982-current). A weekly poll of sportswriters introduced in 1982 in USA Today and on CNN. Took over the coaches' poll in 1991. USA Today also formed a coalition with the National Football Foundation in 1993 to name the McArthur Bowl national champion. Combined with ESPN in 1997 through 2004.

Wms--Williamson System (1931-1963). A power rating system by Paul Williamson, a geologist and Sugar Bowl committee member.

Wol--Wolfe (1992-current). A mathematically based power rating matrix developed by Peter Wolfe and Ross Baker.

[NOTE: The national champion was selected before bowl games as follows: AP, 1936-64 and 1966-67; UPI, 1950-73; FWA, 1954; HF, 1959-70. In all other latter-day polls, champions were selected after bowl games.]

USC in AP Rankings

Since the AP poll began in 1936, the weekly rankings have been published 1,217 times. USC has been ranked in the poll 803 times (66.0% of the time). Here's the list of the 10 most frequently ranked teams (according to CollegePollArchive.com):

1.	Ohio State	966
2.	Michigan	903
3.	Oklahoma	882
4.	Alabama	857
	Notre Dame	857
6.	USC	803
7.	Texas	757
8.	Nebraska	730
9.	Penn State	678
10.	LSU	649

In those 1,217 AP polls, USC has held the No. 1 ranking 91 times. The 10 teams ranked No. 1 most often are:

1.	Alabama	140
2.	Ohio State	105
3.	Oklahoma	101
4.	Notre Dame	98
5.	USC	91
6.	Florida State	72
7.	Nebraska	70
8.	Miami (Fla.)	68
9.	Texas	45
10.	Florida	41

USC has the longest streak of consecutive weekly AP No. 1 appearances, with a national record 33 (from Dec. 8, 2003 to Dec. 4, 2005). The Trojans also had an earlier streak of 18 (from Sept. 12, 1972 to Sept. 25, 1973). Here's the list of the 10 teams with the longest streaks of top-ranked appearances:

1.	USC	33
2.	Miami, Fla.	21
3.	USC	18
4.	Florida State	17
5.	Alabama	16
	Alabama	16
7.	Alabama	15
	Ohio State	15
	Oklahoma	15
	Nebraska	15
	Nebraska	15
	Army	15

In 2004, USC became only the second team ever to be ranked No. 1 in the AP pre-season poll and hold that top ranking the entire season (Florida State did it in 1999). Four other teams--Notre Dame in 1943, Army in 1945, Nebraska in 1971 and USC in 1972--were No. 1 in every regular season and final ranking, but either did not start off No. 1 in the pre-season poll (Nebraska and USC) or there was no pre-season poll (Notre Dame and Army).

USC's back-to-back AP national championships in 2003 and 2004 marked the 10th time that a team won consecutive AP national titles. The others: Minnesota (1940-41), Army (1944-45), Notre Dame (1946-47), Oklahoma (1955-56), Alabama (1964-65), Nebraska (1970-71), Oklahoma (1974-75), Alabama (1978-79) and Nebraska (1994-95). Since then, Alabama did it in 2011-12 and Georgia in 2021-22.

USC'S Best Football Season Records

UNBEATEN, UNTIED

1888	2-0
1889	2-0
1894	1-0
1920	6-0
1932	10-0
1962	11-0
1972	12-0
2004	11*-0

UNBEATEN

1906	2-0-2
1910	7-0-1
1928	9-0-1
1939	8-0-2
1944	8-0-2
1969	10-0-1
1979	11-0-1

ONE LOSS

1893	3-1
1897	5-1
1898	5-1-1
1900	1-1-1
1904	6-1
1907	5-1
1908	3-1-1
1909	3-1-2
1919	4-1
1921	10-1
1922	10-1
1927	8-1-1
1931	10-1
1933	10-1-1
1952	10-1
1967	10-1
1968	9-1-1
1974	10-1-1
1976	11-1
1978	12-1
2003	12-1
2005	0*-0*
2008	12-1
2020	5-1

**Not including 2 wins in 2004 and 12 wins and 1 loss in 2005 vacated due to NCAA penalty [original record: 13-0 in 2004, 12-1 in 2005]*

Top 10 Winningest Division I Schools

BY WINNING PERCENTAGE
(entering the 2023 season)

SCHOOL	RECORD	PCT.
1. Ohio State	953#-330-53	.733
2. Alabama	953*-335-43	.732
3. Michigan	989-353-36	.731
4. Notre Dame	938##-333-42	.730
5. Boise State	482-181-2	.726
6. Oklahoma	934-338-53	.725
7. Texas	936-390-33	.701
8. USC	867**-363**-54	.696
9. Penn State	920-406-41	.688
10. Nebraska	911-417-40	.681

#Not including 12 wins vacated due to NCAA penalty [original record: 965-330-53, .736]

**Not including 21 wins vacated due to NCAA penalty [original record: 974-335-43, .736]*

##Not including 21 wins and 1 loss vacated due to NCAA penalty [original record: 959-334-42, .734]

***Not including 14 wins and 1 loss vacated due to NCAA penalty [original record: 870-361-54, .698]*

BY VICTORIES

(entering the 2023 season)

SCHOOL	WINS	YEARS	
1. Michigan	989	143	
2. Alabama	953*	128	
	Ohio State	953#	133
4. Notre Dame	938##	134	
5. Texas	936	131	
6. Oklahoma	934	128	
7. Penn State	920	136	
8. Nebraska	911	131	
9. USC	867**	130	
	Tennessee	867	126

**Not including 21 wins vacated due to NCAA penalty [original record: 974]*

#Not including 12 wins vacated due to NCAA penalty [original record: 965 wins]

##Not including 21 wins vacated due to NCAA penalty [original record: 959 wins]

***Not including 14 wins vacated due to NCAA penalty [original record: 881]*

Milestone USC Victories

WIN #	YEAR	OPPONENT	SCORE
1	1888	Alliance AC	16-0
50	1908	Occidental	14-0
100	1922	Alumni	20-0
200	1933	Loyola	18-0
250	1942	Montana	38-0
300	1950	Notre Dame	9-7
400	1966	Wisconsin	38-3
500	1977	Washington State	41-7
600	1989	Washington	24-16
700	2003	Stanford	44-21
750*	2008	Notre Dame	38-3
800*	2014	Arizona	28-26

**Not including 14 wins vacated due to NCAA penalty [original record: 750: 2007, Oregon State, 24-3; 800: 2012, Arizona State, 38-17]*



LOFA TATUPU



KEITH RIVERS



SAM BAKER



ERIK AFFHOLTER



1928 NATIONAL CHAMPIONS



*They whip the ends, they buck the guards, the line begins to yield
 And the "greatest team in history" backs slowly down the field
 And finally comes the whistle as a seal to Stanford's fate,
 And the "greatest team in history" goes staggering through the gate
 --Excerpt from a 1928 poem about the USC-Stanford clash.*

The "Thundering Herd," under Hall of Fame coach Howard Jones, galloped to the Trojans' first national championship in 1928. A swarming defense, led by tackle Jesse Hibbs and end Garrett Arbelbide, gave up only 59 points all season, while an offensive backfield of Harry Edelson, Russ Saunders, Don Williams and Marshall Duffield rolled over, under, and through their opponents.

USC finished the season with nine wins and no losses, with the only blemish being a 0-0 tie with Cal as the Golden Bears continued to be a nemesis for Troy in the 1920s.

The Trojans beat Glenn "Pop" Warner's Stanford Indians, 10-0, forcing five fumbles in the process. Warner had never lost to Jones and he considered his 1928 team to be his best. But USC used a special strategy called the "quick mix" to disrupt Stanford's offense and help offset the Indians' 10-pound-per-man weight advantage. The strategy worked in what was a landmark game for the Trojans, who established themselves as the preeminent football power on the West Coast. Warner never beat Jones again.

The 1928 season also saw USC beat Notre Dame and Knute Rockne for the first time, 27-14. Williams passed for 111 yards and two touchdowns and rushed for 93 more as the Trojans clinched the national title.

1931 NATIONAL CHAMPIONS



*"I've waited for two years for this day – but, boy, what revenge!"
 – USC's Erny Pinckert after beating the Irish.*

The 1931 edition of Howard Jones' "Thundering Herd" was the team that captured the imagination of college football fans everywhere, and the hearts of the citizens of Los Angeles. More than 300,000 welcomed the Trojans home from a thrilling 16-14 victory over Notre Dame in South Bend—a victory clinched by what sportswriter Maxwell Stiles called "Johnny Baker's 10 little toes, and three BIG points."

USC trailed the Irish 14-0 at the outset of the final stanza, but stormed back behind the running of Gus Shaver and the passing of Orv Mohler. Baker's 33-yard field goal with one minute remaining made the difference. The win snapped Notre Dame's 26-game unbeaten streak and was the Trojans' first victory in South Bend.

The season started inauspiciously enough with a 13-7 loss to St. Mary's. "I have no alibis to offer," said Jones afterward. But Troy then proceeded to roll over its next 10 opponents by a combined score of 356 to 39. There were six shutouts.

"(USC is) the greatest team I have ever seen," said Georgia coach Harry Mehre, after his Bulldogs were blanked, 60-0. The usually taciturn Jones agreed, calling his team "the greatest offensive machine I have ever coached."

USC capped the season with a 21-12 victory over Tulane in the Rose Bowl. Four Trojans garnered All-American acclaim: Baker, Shaver, Erny Pinckert and team captain Stan Williamson.

1932 NATIONAL CHAMPIONS



*"Fortunately, I have a strong line to start with. I have Mohler, and if anything happens to him, I have Griffith and Warburton."
— Howard Jones to famed sportswriter Grantland Rice before the 1932 season.*

The Trojans breezed to their second consecutive national championship in 1932 as the Howard Jones era reached its pinnacle. But at the start of the season, future greatness was not apparent for this team. Seven regulars had graduated from the 1931 squad, including three All-Americans. By the end of the season, however, it was hailed as perhaps Jones' finest squad. In fact, some still regard this as USC's best team.

The line, one of the greatest in Trojan history, included All-Americans Tay Brown, Aaron Rosenberg and Ernie Smith. The offense, directed by Homer Griffith and featuring back Cotton Warburton and ends Ray Sparling and Ford Palmer, was potent despite losing star Orv Mohler to injury. Meanwhile, the defense shut out its first five opponents, before finally being scored upon in the fourth quarter of game six. Jones' squad allowed only 13 points all season while scoring 201. USC defeated Notre Dame 13-0 and smashed Pittsburgh 35-0 in the Rose Bowl.

The masterful 1932 season firmly placed Jones in the upper echelon of collegiate coaches. He even appeared on the cover of *TIME* magazine, where he was compared to the legendary Amos Alonzo Stagg and Glenn "Pop" Warner. In 1999, *Athlon* magazine rated the 1932 team among the greatest of the 20th century.

1939 NATIONAL CHAMPIONS



*"We weren't off form, stale or crippled. We were just outclassed."
— Tennessee coach Bob Neyland after his undefeated, unscored-upon Vols lost, 14-0, to USC in the 1940 Rose Bowl.*

The year 1939 witnessed Howard Jones' Thundering Herd capture its fourth national championship. The head man remarked at the team banquet that this team—his next to last at Troy—was his finest (at least in terms of depth) in his 16 years at USC.

As tanks rolled in Europe, Jones' team rolled to an 8-0-2 record, shutting out six teams and allowing just 7 points to three others. Only 33 points were scored upon Troy that year—a mark no Trojan defense has topped since.

The season had its share of huge games. There was a 19-7 win over No. 11 Oregon State in Portland and a 20-12 win over No. 7 Notre Dame at South Bend (USC wouldn't win again at Notre Dame Stadium until 1967). The regular season finale was an epic 0-0 tie with No. 9 UCLA in front of 103,303, the second-largest crowd in Coliseum history. The capper was a 14-0 win over No. 2 Tennessee in the Rose Bowl against a Volunteer team that hadn't been scored upon in 16 games and hadn't lost in 24 games.

Lineman Harry Smith was a unanimous All-American, while quarterback Grenny Lansdell—who led the team with 742 rushing yards and 54 points—was also named to some teams.

At season's end, the Trojans were given the Knute Rockne Trophy, awarded each year to the No. 1 team in the country by Professor Frank G. Dickinson, a respected analyst who declared, "The Trojans were the best team in the best section...and the nation's other top teams did not play as strong a schedule as USC."

1962 NATIONAL CHAMPIONS



*"Our intention was to win today...and what does the scoreboard say?"
 – John McKay after the 1963 Rose Bowl.*

In 1962, John McKay led USC to its first national championship in 23 years and inaugurated one of the greatest dynasties in college football history. From 1962 to 1981, the Trojans won five national titles, played in 11 Rose Bowls, collected four Heisman Trophies and contributed dozens of All-Americans to what was already a remarkable football heritage

McKay's third team featured the talented quarterback tandem of Pete Beathard and Bill Nelsen, who combined to pass for 18 touchdowns while tossing only three interceptions. A then-school-record 11 of those touchdowns went to consensus All-American end Hal Bedsole, who also set the standard for passes caught (33) and yards receiving (827). The ground attack was run from the I-formation, led by the versatile Willie Brown at tailback and co-captain Ben Wilson at fullback. Brown led the team in rushing, interceptions, punt returns and kickoff returns, and was the second leading receiver.

The Trojan defense allowed only 92 points all season. All-American linebacker Damon Bame led a unit that had three shutouts (including a 25-0 blanking of Notre Dame) and allowed more than 10 points only twice during the regular-season.

Troy capped the year by outlasting Wisconsin, 42-37, in one of the most exciting games in Rose Bowl history. McKay was named Coach of the Year by the American Football Coaches Association and the Football Writers Association of America.

1967 NATIONAL CHAMPIONS



*"Well, gentlemen, I guess I wasn't so stupid today."
 –John McKay after beating UCLA, 21-20.*

The 1967 Trojans relied on the running of tailback O.J. Simpson, the blocking of Outland Trophy-winning tackle Ron Yary, and a stifling defense to win USC's sixth national championship.

Simpson's weaving 64-yard touchdown run, perhaps the most famous run in college football history, was the difference in a 21-20 victory over UCLA. The showdown between the top-ranked Bruins and the No. 4-ranked Trojans remains one of the greatest games in the history of the crosstown series.

USC's only blemish on the season was a 3-0 loss in the rain and mud to Oregon State in Corvallis. The Trojans would not be shut out again for 26 years and did not lose again to the Beavers until 2000. The other key victory for Troy, a 24-7 win over Notre Dame, was USC's first win at South Bend since 1939. Linebacker Adrian Young's four interceptions (a USC record) helped to repel the Irish. The Trojans celebrated New Year's Day 1968 with a 14-3 victory over Indiana in the Rose Bowl.

The incomparable Simpson, the Heisman runner-up that year, ran for a then-NCAA-record 1,543 regular-season yards (1,709 overall) to go with 13 touchdowns. Mike Battle, Tim Rossovich, and Young led a defense which allowed only 87 points. A record five Trojans were selected in the first round of the 1968 NFL draft, with Yary going first overall.



1972 NATIONAL CHAMPIONS



*"USC's not the number one team in the country. The Miami Dolphins are better."
-- Washington State coach Jim Sweeney.*

The 1972 national champions averaged 39 points per game and never trailed in the second half. In going 12-0-0, the Trojans scored 467 points, second most in school history. The defense intercepted 28 passes, limited their opponents to 2.5 yards per rush, and never gave up a run longer than 29 yards.

The roster was a perfect blend of talent, youth, and experience. Senior Mike Rae and sophomore Pat Haden handled the quarterback duties. Sophomore Anthony Davis rushed for 1,191 yards despite not starting until the eighth game. All-American fullback Sam "Bam" Cunningham was an outstanding blocker and a tremendous leaper, especially in goal-line situations. Tight end Charles Young was equally adept blocking and receiving, while split ends Lynn Swann, Edesel Garrison and J.K. McKay were excellent pass catchers.

The defense was fast and strong. Sophomore linebacker Richard Wood burst onto the scene with 18 tackles in the season-opener on his way to garnering All-American honors. John Grant and Jeff Winans anchored the defensive line, while Artimus Parker, Charles Phillips and Charles Hinton led the secondary.

USC's smallest margin of victory was nine points (versus Stanford). The Trojans beat No. 4-ranked Arkansas 31-10, No. 18 Washington 34-7, No. 14 UCLA 24-7, No.10 Notre Dame 45-23 and No. 3 Ohio State 42-17. USC was unanimously chosen No. 1 in the final AP and UPI polls, the first team to be so honored.

The 1972 team is considered to be John McKay's finest at USC and one of the greatest college teams of all time.

1974 NATIONAL CHAMPIONS



*"We turned into madmen."
-- Anthony Davis, after USC came back to beat Notre Dame.*

The 1974 team earned John McKay his fourth national title behind the big-play heroics of All-American tailback Anthony Davis, the steady leadership of quarterback Pat Haden and the clutch play of a defense that forced the second-highest interception total in USC history.

Davis, the runner-up for the Heisman Trophy, rushed for 1,421 yards and 13 touchdowns. His three-year yardage total of 3,724 yards and 52 touchdowns was a Pac-8 record. He set an NCAA record for most kickoffs returned for TDs in a season (3) and career (6). He scored four touchdowns to lead the Trojans to an amazing 55-24 comeback win over Notre Dame in the regular season finale. In his career, Davis scored 11 touchdowns against the Fighting Irish.

Pat Haden threw 13 touchdown passes, but his biggest completions came with the Trojans trailing Ohio State 17-10 in the 1975 Rose Bowl. His 38-yard TD strike to J.K. McKay with two minutes to play and his subsequent 2-point conversion to Shelton Diggs gave USC an 18-17 victory and the writers' share of the national championship.

Senior linebacker Richard Wood, Troy's only three-time All-American, led the defense. Defensive back Charles Phillips set NCAA records for most interception return yardage in a season (302), most interception return yardage in a game (181), highest average gain per interception for one game (90.5), and most touchdowns on interception returns in a season (3).

The win over Notre Dame, dubbed "The Comeback," was sparked by Davis' 102-yard kickoff return to start the second half. Trailing 24-0 late in the second quarter, the Trojans scored 55 unanswered points in just under 17 minutes to win going away.

USC had five players selected to the All-American team for the third consecutive year. A school-record 12 Trojans were selected to the All-Conference squad (since equalled by the 1989 Trojans). Fourteen players from the 1974 team were taken in the NFL draft—an all-time record also shared by the 1976 Trojan team.



1978 NATIONAL CHAMPIONS



*"I don't remember ever playing against a tailback who can run like White."
 -Paul 'Bear' Bryant, after witnessing Charles White rush for 199 yards against his Alabama team.*

The 1978 national champions, coached by John Robinson, were a USC team stocked with great college players and several future NFL stars. The Trojans finished 12-1, including a solid 24-14 road victory over co-national champion Alabama, a nail-biting 27-25 win over Notre Dame, and a 17-10 victory over Michigan in the Rose Bowl.

All-American tailback Charles White rushed for 1,859 yards to become the Pac-10 career rushing leader as a junior. Freshman tailback Marcus Allen provided depth. Quarterback Paul McDonald led the conference in passing and tied a USC record with 19 touchdown passes. Fullback Lynn Cain rushed for 977 yards, the most ever by a Trojan fullback. Flanker Kevin Williams had 17 receptions, 10 of them for touchdowns. The offensive line included All-American guard Pat Howell, All-Pac-10 tackle Anthony Munoz (considered by many to be the game's greatest tackle ever) and All-Pac-10 guard Brad Budde (a four-year starter and the 1979 Lombardi Award winner). The back-ups on the line included future All-Pros Roy Foster and Keith Van Horne.

The defense featured the talented safety duo of Dennis Smith and Ronnie Lott. Linebackers Dennis Johnson (the team's tackle leader) and Riki Gray manned the middle, while Larry McGrew and Chip Banks roamed the outside. Rich Dimler, Myron Lapka and Dennis Edwards keyed the defensive line.

The Trojans' only loss was at Arizona State, 20-7. They would remain unbeaten for the next 28 games. USC took the top spot in the coaches poll, but finished second in the writer's poll to Alabama despite beating the Crimson Tide earlier in the season.

2003 NATIONAL CHAMPIONS



*"If you stay with me, I'll take you places you've never been."
 -Pete Carroll, at a team meeting to open 2003 fall practice.*

After a 25-year hiatus, USC returned to the top of the college football world when it won the 2003 AP national championship.

Head coach Pete Carroll, in just his third year at Troy, guided his Trojans to a 12-1 record and their second consecutive Pac-10 title. USC closed the season by winning its last 9 games, including a dominating victory over No. 4 Michigan in the Rose Bowl. USC scored at least 30 points in 11 consecutive games, including 40 points in 7 in a row (both Pac-10 records), en route to tallying 534 total points (another Pac-10 mark). For just the second time in history, USC swept traditional rivals UCLA and Notre Dame in consecutive years.

Not many predicted the 2003 team's success. After all, these Trojans had to replace a Heisman Trophy winner (Carson Palmer) and an All-American safety (Troy Polamalu), among others. But Trojans fans got an inkling of the team's potential when USC opened its season at No. 6 Auburn with a 23-0 whitewash. The only loss came in triple overtime at California.

Five players won All-American first team honors: quarterback Matt Leinart, wide receiver Mike Williams, defensive end Kenechi Udeze, offensive tackle Jacob Rogers and punter Tom Malone. Leinart and Williams finished sixth and eighth, respectively, in the Heisman Trophy voting. And Carroll was recognized as the National Coach of the Year.

Leinart, who had never thrown a pass in his USC career before the 2003 campaign, was the Pac-10's Offensive Player of the Year (Stanford's John Elway was the only other sophomore so honored) and set a Pac-10 record with 38 TD passes. Williams, another sophomore, caught 95 passes with a school-record 16 TDs. Udeze tied for the national lead in sacks with 16.5, while soph Malone shattered the USC season punting average record (49.0). Other key contributors were wide receiver Keary Colbert, who became USC's career receptions leader, the rotating tailback threesome of Hershel Dennis, LenDale White (the first true freshman to top Troy in rushing) and Reggie Bush, cornerback Will Poole, center Norm Katnik, defensive tackles Shaun Cody and Mike Patterson, placekicker Ryan Killeen and linebacker Lofa Tatupu.

The Trojan defense topped the nation in rushing defense and was second in turnover margin, forcing 42 turnovers and scoring 8 TDs.



2004 NATIONAL CHAMPIONS



*"USC Leaves No Doubt"
 -Los Angeles Daily News headline after USC's Orange Bowl win.*

From the start of training camp, the motto for the 2004 USC football team was "Leave No Doubt." The Trojans did just that, winning their second consecutive national championship. And, unlike 2003, this title was undisputed, as USC demolished Oklahoma in the BCS Championship Game in the Orange Bowl, 55-19. Troy went 11-0 overall (*not including 2 wins vacated due to NCAA penalty; original record: 13-0, a school record for victories*) and became just the second team ever to hold the AP No. 1 ranking from pre-season through the entire campaign. It was only the 10th time that a team won back-to-back AP crowns. At 7-0, USC won its third consecutive Pac-10 title (*not including 1 win vacated due to NCAA penalty; original record: 8-0*). The Trojans swept traditional rivals UCLA and Notre Dame for an unprecedented third year in a row (*UCLA win vacated due to NCAA penalty*).

USC concluded the season riding a 20-game winning streak, as well as 21 straight home games, a Pac-10 record 15 consecutive league home games, 14 straight Pac-10 games and 8 road games in a row (*not including 2 overall wins, 1 Pac-10 win and 1 road win vacated due to NCAA penalty; original record: 22-game winning streak, 15 Pac-10 games, 9 road games*).

Troy was in the national Top 10 in every defensive statistical category (its total defense average was USC's lowest in 15 years), including first in rushing defense and turnover margin and third in scoring defense. USC outscored opponents by 25.2 points (including a school-record 8 games with a margin of at least 30 points). USC played before 3 home sellouts, 7 regular-season sellouts and 8 season sellouts, all school marks. And Troy set a USC and Pac-10 record for home attendance average, as well as school records for total home attendance, overall attendance average and total overall attendance.

A school-record 6 Trojans (Heisman Trophy quarterback Matt Leinart, Heisman finalist tailback Reggie Bush, defensive linemen Shaun Cody and Mike Patterson, and linebackers Matt Grootegoed and Lofa Tatupu) were named All-American first teamers. Leinart and Bush were named the Pac-10 Co-Offensive Players of the Year, while Cody was the Pac-10 Co-Defensive Player of the Year.



USC'S "HISTORY-SHAPING" GAMES



(When USC football reached a milestone in its illustrious history on Oct. 2, 1999, by playing its 1,000th game, former Trojan assistant sports information director Chris Huston wrote the following since-updated story in Troy's game program that day on USC's "most important" games...not necessarily the best games or most dramatic, but those that made USC football what it is today.)

Looking back, who would have thought that a tiny school founded by the Methodist Church would emerge to become one of the top football powers in the country?

There have been so many accomplishments in these 1,000-plus games: 11 national titles, 6 Heisman Trophy winners, 33 Rose Bowls and 160 All-Americans. Trojan football history is packed with heroic moments and legendary names.

The names are etched clearly in our memories: Gloomy Gus. The Thundering Herd. John McKay. Iron Mike. And the famous games still resonate: the twin comebacks versus Notre Dame, the recurring nail-biters against UCLA, the triumphant Rose Bowls.

But what about the "most important" games out of the past 1,000-plus -- the games that helped make USC what it is today? Which games started trends, broke streaks or changed history? Some you'll remember, some you won't. Here are a few of the contests that shaped USC's football history:

1888 - USC 16, Alliance Athletic Club 0 The first game. Who could have imagined how the future would unfold? In those days a touchdown scored four points, while the conversion was worth two points, a field goal five points and a safety scored two. Frank Suffel and Henry Goddard were the playing coaches for this first team.

1905 - Stanford 16, USC 0 This was USC's first game ever against major college competition. Prior to this, USC had played Southland colleges, high schools, academies and athletic clubs and had rivalry games with Pomona and Occidental. Stanford, however, was big-time on the gridiron long before USC was. The Stanford-Cal game annually made bigger headlines, even in Los Angeles, than any USC game. USC fans looked forward to this game all year and the Trojans managed to hold their own on a dreary day in Palo Alto, but the result was a shutout loss. Significantly, USC did not play another major opponent in college football for nine years after this Stanford loss.

1924 - California 7, USC 0 Elmer "Gloomy Gus" Henderson's undefeated Trojans met Andy Smith's undefeated Bears before 60,000 in USC's first appearance at Memorial Stadium in Berkeley. Jim Dixon scored the game's only touchdown on a 12-yard run around left end in the second quarter. USC's loss pushed its record against Cal to 1-8-1. The pressure from the alumni for Henderson's ouster grew intense, and after an upset loss to St. Mary's the next week, the decision was made to buy out Gloomy Gus' contract at the end of the year. The way was thus cleared for the arrival of Howard Jones, arguably Troy's greatest head coach.

1925 - Nebraska 17, Notre Dame 0 The greatest intersectional college football rivalry--USC versus Notre Dame--might never have commenced but for this game. USC was looking for a national rival and dispatched graduate manager Gwynn Wilson (akin to the modern day athletic director) and his wife to Lincoln, where Notre Dame was playing Nebraska on Thanksgiving Day. Knute Rockne was cool to the idea of a home-and-home series with USC because of the travel involved, but Mrs. Wilson was able to persuade Mrs. Rockne that a trip every two years to sunny Southern California was better than one to snowy, hostile Nebraska. Mrs. Rockne spoke to her husband and shortly thereafter Notre Dame became an annual fixture on USC's schedule.

1928 - USC 10, Stanford 0 Howard Jones had not beaten Glenn "Pop" Warner's Stanford Indians in three tries until his Thundering Herd did it before 80,000 at the Coliseum this year. The legendary Warner considered this Stanford team to be his best, but they lost five turnovers to USC that day. Stanford's 10-pound per-man weight advantage was offset by the Trojans' "quick-mix" defense and a speedy backfield comprised of Don Williams, Russ Saunders and Marshall Duffield. This was a landmark game as it signaled Troy's emergence as the preeminent power on the West Coast. USC went on to win its first national title that season and Jones never lost to Warner again.

1931 - USC 16, Notre Dame 14 This game captured the imagination of football fans everywhere--and the hearts of the citizens of Los Angeles. More than 300,000 fans welcomed the Trojans home from this thrilling victory in South Bend--a victory clinched by what sportswriter Maxwell Stiles called "Johnny Baker's 10 little toes and three BIG points." USC trailed 14-0 at the outset of the final stanza, but stormed back behind the running of Gus Shaver and the passing of Drv Mohler. Baker's 33-yard field goal with one minute remaining made the difference. The win snapped Notre Dame's 26-game unbeaten string and was the Trojans' first win in South Bend. Called "...the biggest upset since Mrs. O'Leary's cow knocked over that lantern" by El Rodeo, Troy's student yearbook, it clinched USC's second national title and firmly established the Trojans as a national power.

1944 - USC 38, Washington 7 This was USC's first home night game in the Coliseum. The game program reported: "This may well be the one and only Coliseum night game in Trojan varsity football history." That year, Washington was under wartime travel restrictions and was forced to schedule two California games in seven days. A schedule conflict resulted and an exception had to be made to USC's longstanding policy of playing Saturday afternoons. The game was a success. The attendance of 62,865 was USC's largest for a home game that year. As a result, home night games became a regular part of the USC schedule.

1956 - USC 44, Texas 20 In 1925, guard Brice Taylor, an African-American, was named USC's first All-American. It would be about 30 years before another Black man made his mark on Trojan football. Fullback C.R. Roberts was that man. He rumbled for 251 yards versus Texas, setting the USC single-game rushing record in the process. The record stood for 20 years. It was sweet redemption for Roberts and his teammates. The game was played in Austin and the hotel the Trojans had booked was segregated. Head Coach Jess Hill moved his team to a lodging that was integrated and the Trojans seemed to take it out on the Longhorns on game day.

1959 - Notre Dame 16, USC 6 This was the last game played between the two teams in South Bend in November. The freezing cold affected the Trojans so much that Athletic Director Jess Hill proposed moving USC's games at Notre Dame Stadium to October, while continuing to play the Coliseum games in late November. Notre Dame agreed and it has been that way ever since.

1961 - Iowa 35, USC 34 The Hawkeyes came into this game ranked No. 1 in the country. The Trojans, in their first season using John McKay's I-formation, were struggling. The critics in the press box said the "I" stood for "incompetent," "intolerable" and "ineffective." But on this day, after falling behind 21-0, USC exploded for 34 points and lost only in the last minute, 35-34. The Trojans totaled 220 yards on the ground and 156 in the air. For the first time, the I-formation proved its worth. Soon, USC and John McKay became synonymous with this tailback-led rushing attack.

1967 - USC 24, Notre Dame 7 The 1967 USC-UCLA game is the game everyone remembers from this season, but it never would have had the same importance if the Trojans hadn't first defeated defending national champion and No. 5 Notre Dame on a sunny October day in South Bend. The previous year, the Irish handed the Trojans their worst defeat ever, 51-0, and despite USC's No.1 rank in the 1967 polls, Notre Dame was a heavy favorite. Weighing heavy on the oddsmakers' minds was the fact that USC had not won in South Bend since 1939 (it didn't matter much to them that McKay, after the '66 debacle, vowed never to lose to the Irish again). It was on this day that most of the country first heard of a tailback named O.J. Simpson. The junior from San Francisco rushed for 160 yards on 38 carries and tacked on all three USC touchdowns. A tenacious Trojan defense intercepted seven passes (four by a true Irishman, Adrian Young) and recovered two fumbles. USC trailed at the half, 7-0, but roared back in the second half to win the game. The victory solidified Troy's place at the top of the final rankings.

1970 - USC 42, Alabama 21 It's a rare feat when a football game helps to change societal attitudes. The 1970 USC win over Alabama may have done just that. The Trojans traveled to Birmingham where they faced an all-white Crimson Tide team coached by Paul "Bear" Bryant. Thanks to dominating performances for USC by a trio of African-Americans (Sam Cunningham, Clarence Davis and Jimmy Jones), Bryant was convinced that he needed to recruit black players for his program. Opportunities for black athletes in the South soon began to improve tremendously. Cunningham had 135 yards and two touchdowns on just 12 carries.

1996 - USC 27, Notre Dame 20 At long last, after 13 years of futility, the Trojans defeated the Irish. In what seemed the unlikely of streaks, USC had found every possible way to not defeat Notre Dame. And in what seemed like the unlikely of days for it to happen, Troy finally ended that streak. USC was struggling at 5-6 after a wild double-overtime loss to UCLA the previous week while Notre Dame was standing tall with an 8-2 record and a New Year's Day bowl bid in the works. The Trojans somehow managed to stay in the game despite playing without starting quarterback Brad Otton for large chunks of regulation, as he was bothered by an injury. When Notre Dame scored a touchdown to go ahead 20-12 (with the PAT pending) in the fourth quarter, things looked bleak for USC. But Irish kicker Jim Sanson shanked the extra point and the margin stayed at eight. The Trojans responded with an eight-play, 67-yard drive culminating in Delon Washington's 15-yard touchdown scamper. Washington also ran in the two-point conversion and the score was knotted at 20. Neither team could score before the end of regulation and overtime ensued. On USC's first drive, Otton hit Rodney Sermons with a five-yard touchdown pass and the Trojans went ahead for the first time, 27-20. Jubilation erupted in the Coliseum when Mark Cusano then batted down Ron Powlus' fourth-down pass and the streak ended.

2001 - USC 27, UCLA 0 This game was the regular season finale of the 2001 season, but it exemplified the attitude and style that first-year head coach Pete Carroll brought to Trojan football. The message sent that day was clear: Nothing beats a great defense. Furthermore, the game signaled a sea-change in the L.A. sports scene as USC under Carroll was increasingly viewed as the healthiest program in town. There was nothing complicated about the contest. The Trojan offense hit on a couple big plays--namely, a 66-yard catch-and-run by tight end Kori Dickerson off a Carson Palmer aerial and a 34-yard touchdown run by tailback Chris Howard. But USC managed just 276 yards of total offense and 12 first downs. However, the Trojan defense was spectacular, holding UCLA to a paltry 114 yards and 10 first downs. USC picked off three UCLA passes, including an amazing between-the-legs snatch by cornerback Antuan Simmons which he returned 36 yards for a touchdown. It was USC's first shutout of UCLA since 1947. While the Trojans would later stumble in the Las Vegas Bowl, it was clear that something special was starting to go on at Troy.



USC'S HISTORY-SHAPING GAMES

2002 - USC 44, Notre Dame 13 While the 2001 UCLA game was about re-establishing USC in Los Angeles, the 2002 Notre Dame game was about re-establishing USC on a national level. The Trojans had not played in such a high-stakes game since the 1988 No. 1 vs. No. 2 showdown against the Irish—a bitter 27-10 loss. On this day, three important things happened for USC. First, the Trojans clinched their first-ever BCS bowl berth. Second, they completed their first season sweep of UCLA and Notre Dame since 1981 and, probably most important of all, Trojan quarterback Carson Palmer showed the nation why he deserved to be named USC's fifth Heisman Trophy winner. Through it all, Troy put another feather in the cap of what would become its most magical and successful season since 1979. A capacity crowd and a near-national television audience saw first-hand the magnificent "Carson Show," as USC's senior quarterback threw for 425 yards and four touchdowns—both Notre Dame opponent records. What's more, he led the Trojan offense to 610 total yards—again, the most yards ever against the Irish. While there were a couple nail-biting moments for USC fans in the second quarter as Notre Dame briefly took a 13-10 lead, Palmer allayed those fears by leading a masterful 75-yard drive that took just over a minute and culminated in a pass that sailed over the outstretched hands of two Irish defenders and into the waiting arms of Mike Williams for a 19-yard touchdown. Hence, the Trojans sprinted into the locker room with a 17-13 lead and never looked back in the second half on their way to scoring the most points against the Irish by a USC team since 1974's legendary 55-24 onslaught. The jubilant looks on the faces of the Trojan coaches, players and fans afterwards—as well as the sight of the future Heisman winner holding aloft the Shillelagh—said it all: USC was back.

Other "important" games in Trojan history


- 1939 Rose Bowl - USC 7, Duke 3 (Duke was unbeaten, unscored upon until this game)
- 1951 - Notre Dame 19, USC 12 (USC's first appearance on national television)
- 1953 Rose Bowl - USC 7, Wisconsin 0 (breaks Big Ten Rose Bowl win streak)
- 1964 - USC 20, Notre Dame 17 (Fertig to Sherman shocks No. 1 Irish)
- 1974 - USC 55, Notre Dame 24 (The Comeback--enough said)
- 1975 Rose Bowl - USC 18, Ohio State 17 (Haden to McKay and then Diggs for the national title)
- 1978 - USC 24, Alabama 14 (key game in the national title season)
- 1983 - Washington 24, USC 0 (first shutout of USC in 187 games, a then-NCAA record)
- 2004 Rose Bowl - USC 28, Michigan 14 (despite being snubbed from the BCS Championship Game in the Sugar Bowl, USC dominates Michigan to win its first national championship in 25 years)
- 2005 Orange Bowl - USC 55, Oklahoma 19 (USC puts on an overwhelming display of power in its first-ever appearance in the BCS Championship Game, *although the win was later vacated due to NCAA penalty*)
- 2011 - USC 23, Utah 14 (not only was this the first game in Pac-12 history, but the final score was updated 2 hours after the game by Pac-12 clarification to include a USC touchdown that occurred during a penalty on the contest's final play)
- 2020 - USC 28, Arizona State 27 (the first game of a shortened season twice delayed due to the COVID-19 pandemic, played with no fans per public health protocols)



MIKE WILLIAMS



JON ARNETT




FRANK GIFFORD



MORLEY DRURY



RICKY BELL



RICHARD WOOD



SHAUN CODY



TOM MALONE



RODNEY PEETE



RONNIE LOTT




BRICE TAYLOR



JOHN FERRARO



ANTHONY DAVIS



TONY BOSELLI



USC'S ALL-AMERICANS



The following is a complete listing of all USC football players who have ever received first team All-American honors. Although there are numerous teams selected throughout the country, the NCAA now recognizes only five in determining whether a player is a unanimous or consensus choice--AP, Football Coaches Association, Football Writers Association, the Walter Camp Foundation and The Sporting News.

From 1962 to 1990, USC had at least one first team All-American every year. From 1972 to 1987, there was at least one consensus All-American Trojan every year. Also, there have been 32 first team All-American Trojan offensive linemen since 1964.

NO.	YEAR	NAME, POSITION	1ST TEAM	2ND TEAM	3RD TEAM	
1	1925	Brice Taylor, G	2	0	0	
2	1926	Mort Kaer, B	9	0	0	X
3	1927	Morley Drury, B	10	1	0	X
4	1927	Jess Hibbs, T	8	1	0	X
5	1928	Jess Hibbs, T	3	0	2	
6	1928	Don Williams, B	2	1	0	
7	1929	Nate Barragar, G-C	1	1	0	
8	1929	Francis Tappaan, E	5	4	0	
9	1930	Garrett Arbelbide, E	1	2	1	
10	1930	Orv Mohler, B	1	1	1	
11	1930	Erny Pinckert, B	9	1	0	X
12	1931	Johnny Baker, G	9	1	0	X
13	1931	Erny Pinckert, B	4	0	1	
14	1931	Gus Shaver, B	6	0	1	X
15	1931	Stan Williamson, C	2	0	0	
16	1932	Tay Brown, T	1	5	2	
17	1932	Aaron Rosenberg, G	1	1	1	
18	1932	Ernie Smith, T	10	0	0	X'
19	1933	Aaron Rosenberg, G	8	2	0	X
20	1933	Larry Stevens, G	1	0	2	
21	1933	Cotton Warburton, B	10	0	0	X'
22	1938	Harry Smith, G	3	2	2	
23	1939	Grenny Lansdell, B	2	1	1	
24	1939	Harry Smith, G	10	0	0	X'
25	1943	Ralph Heywood, E	6	0	0	X
26	1944	John Ferraro, T	10	1	0	X
27	1947	Paul Cleary, E	7	1	0	X
28	1947	John Ferraro, T	5	4	0	
29	1951	Pat Cannamela, LB	4	3	0	
30	1951	Frank Gifford, B	1	1	1	
31	1952	Jim Sears, DB	6	0	0	X
32	1952	Elmer Willhoite, G	8	0	0	X
33	1955	Jon Arnett, B	3	3	0	
34	1959	Ron Mix, T	1	1	1	
35	1959	Marlin McKeever, E	4	0	1	
36	1959	Mike McKeever, G	1	3	1	
37	1960	Marlin McKeever, E	1	5	1	
38	1962	Hal Bedsole, E	10	0	1	X
39	1962	Damon Bame, LB	2	0	0	
40	1963	Damon Bame, LB	3	1	1	
41	1964	Bill Fisk, OG	2	2	0	
42	1964	Mike Garrett, TB	2	2	0	
43	1965	Mike Garrett, TB	11	0	0	X'H
44	1966	Nate Shaw, DB	8	1	1	X
45	1966	Ron Yary, OT	8	3	0	X
46	1967	O.J. Simpson, TB	11	0	0	X'
47	1967	Ron Yary, OT	11	0	0	X'O
48	1967	Adrian Young, LB	9	2	0	X
49	1967	Tim Rossovich, DE	5	2	0	X
50	1968	O.J. Simpson, TB	10	0	0	X'H
51	1968	Mike Battle, DB	3	2	1	

NO.	YEAR	NAME, POSITION	1ST TEAM	2ND TEAM	3RD TEAM	
52	1969	Jimmy Gunn, DE	8	1	0	X
53	1969	Al Cowlings, OT	3	1	0	
54	1969	Sid Smith, OT	4	2	0	
55	1969	Clarence Davis, TB	1	1	1	
56	1970	Charles Weaver, DE	6	3	0	X
57	1970	Marv Montgomery, OT	1	0	0	
58	1971	John Vella, OT	4	1	0	
59	1971	Willie Hall, LB	2	2	0	
60	1972	Charles Young, TE	8	0	0	X'
61	1972	Richard Wood, LB	2	2	0	
62	1972	Sam Cunningham, FB	2	0	0	
63	1972	Pete Adams, OT	1	2	0	
64	1972	John Grant, OT	1	2	0	
65	1973	Lynn Swann, FL	7	0	0	X
66	1973	Richard Wood, LB	5	1	0	X
67	1973	Booker Brown, OT	4	3	0	X
68	1973	Artimus Parker, DB	3	1	0	X
69	1973	Steve Riley, OT	1	0	0	
70	1974	Anthony Davis, TB	6	0	0	X'
71	1974	*Richard Wood, LB	4	0	0	X
72	1974	Charles Phillips, DB	1	0	0	
73	1974	Bill Bain, OG	1	0	0	
74	1974	Jim Obradovich, TE	1	0	0	
75	1975	Ricky Bell, TB	6	0	0	X'
76	1975	Marvin Powell, OT	1	2	0	
77	1976	Ricky Bell, TB	8	0	0	X'
78	1976	Dennis Thurman, DB	3	2	0	X
79	1976	Gary Jeter, OT	3	1	0	X
80	1976	Marvin Powell, OT	3	0	1	
81	1977	Dennis Thurman, DB	6	0	0	X'
82	1977	Clay Matthews, LB	1	0	0	
83	1978	Pat Howell, OG	7	0	0	X'
84	1978	Charles White, TB	6	0	0	X'
85	1979	Charles White, TB	7	0	0	X'H
86	1979	Brad Budde, OG	7	0	0	X'L
87	1979	Dennis Johnson, LB	2	0	0	
88	1979	Paul McDonald, QB	1	1	0	
89	1980	Ronnie Lott, DB	8	0	0	X'
90	1980	Keith Van Horne, OT	6	0	0	X
91	1980	Roy Foster, OG	1	0	0	
92	1981	Marcus Allen, TB	8	0	0	X'H
93	1981	Roy Foster, OG	5	2	0	X
94	1981	Chip Banks, LB	3	1	0	
95	1982	Don Mosebar, OT	7	0	0	X'
96	1982	Bruce Matthews, OG	8	0	0	X
97	1982	George Achica, NG	6	1	0	X
98	1983	Tony Slaton, C	5	1	0	X
99	1984	Jack Del Rio, LB	7	0	0	X
100	1984	Duane Bickett, LB	4	0	1	
101	1985	Jeff Bregel, OG	8	0	0	X
102	1985	Tim McDonald, DB	1	0	0	
103	1986	Jeff Bregel, OG	8	0	0	X
104	1986	Tim McDonald, DB	6	1	0	X
105	1987	Dave Cadigan, OT	5	2	0	X
106	1988	Erik Affholter, SE	2	4	0	
107	1988	Mark Carrier, DB	2	1	0	
108	1988	Rodney Peete, QB	1	4	0	U
109	1988	Tim Ryan, OT	1	2	0	
110	1988	Cleveland Colter, DB	1	0	1	
111	1989	Mark Carrier, DB	8	0	0	X'T
112	1989	Tim Ryan, OT	5	1	0	X
113	1989	Junior Seau, OLB	1	1	1	
114	1989	Mark Tucker, OG	1	0	1	
115	1990	Scott Ross, ILB	1	1	0	



USC'S ALL-AMERICANS

NO.	YEAR	NAME, POSITION	1ST TEAM	2ND TEAM	3RD TEAM	
116	1992	Curtis Conway, FL-RS	1	3	2	
117	1992	Tony Boselli, OT	1	1	0	
118	1993	Johnnie Morton, WR	5	3	0	X
119	1994	Tony Boselli, OT	7	1	0	X
120	1995	Keyshawn Johnson, WR	10	0	0	X'
121	1998	Chris Claiborne, LB	7	0	0	X' Bu
122	2001	Troy Polamalu, DB	2	1	2	
123	2002	Carson Palmer, QB	6	0	0	X H U
124	2002	Troy Polamalu, DB	5	1	1	X
125	2003	Mike Williams, WR	9	1	0	X
126	2003	Jacob Rogers, OT	7	2	0	X
127	2003	Kenechi Udeze, DE	7	0	0	X
128	2003	Tom Malone, P	3	1	0	
129	2003	Matt Leinart, QB	1	1	0	
130	2004	#Reggie Bush, TB	8	1	0	X
131	2004	Matt Leinart, QB	6	2	0	X H
132	2004	Shaun Cody, DT	6	2	0	X
133	2004	Matt Grootegoed, LB	4	0	0	X
134	2004	Mike Patterson, DT	3	0	2	
135	2004	Lofa Tatupu, LB	1	1	1	
136	2005	#Reggie Bush, TB	10	0	0	X' H D
137	2005	Dwayne Jarrett, WR	8	1	0	X'
138	2005	Taitusi Lutui, OG	7	3	0	X
139	2005	*Matt Leinart, QB	2	5	0	U
140	2005	Darnell Bing, S	2	1	0	
141	2005	Sam Baker, OT	1	0	2	
142	2006	Dwayne Jarrett, WR	5	2	1	X
143	2006	Sam Baker, OT	4	5	0	X
144	2006	Ryan Kalil, C	2	4	1	
145	2006	Sedrick Ellis, DT	1	0	0	
146	2006	Steve Smith, WR	1	0	0	
147	2007	Sedrick Ellis, DT	9	1	0	X'
148	2007	*Sam Baker, OT	2	3	0	
149	2007	Fred Davis, TE	2	3	0	M
150	2007	Keith Rivers, LB	2	1	1	
151	2007	Taylor Mays, S	1	1	1	
152	2008	Rey Maualuga, LB	10	1	0	X' Bd
153	2008	Taylor Mays, S	10	2	0	X
154	2008	Brian Cushing, LB	1	2	3	
155	2009	*Taylor Mays, S	2	0	2	
156	2009	Charles Brown, OT	2	0	1	
157	2011	Robert Woods, WR	4	3	0	X
158	2011	Matt Kalil, OT	5	2	0	
159	2011	T.J. McDonald, S	2	1	1	
160	2012	Marqise Lee, WR	11	0	0	X' BI
161	2013	Leonard Williams, DE	1	1	3	
162	2014	Leonard Williams, DE	5	8	0	
163	2014	Nelson Agholor, WR-RET	1	2	3	
164	2016	Adoree' Jackson, CB-WR-RET	11	5	2	X T J
165	2016	Zach Banner, OT	2	0	0	
166	2016	Chad Wheeler, OT	1	0	0	
167	2017	Ronald Jones II, TB	1	1	2	
168	2017	Uchenna Nwosu, OLB	1	0	0	
169	2020	Talanoa Hufanga, S	7	1	1	X
170	2021	Drake London, WR	1	2	2	
171	2022	Caleb Williams, QB	13	0	0	X' H
172	2022	Tuli Tuipulotu, DL	11	0	0	X'
173	2022	Andrew Vorhees, OL	2	2	0	
174	2022	Brett Neilon, OL	1	1	0	
175	2022	Calen Bullock, DB	1	0	0	

X--NCAA Consensus (57 Selections)
 X'--NCAA Unanimous (29 Selections)
 H--Heisman Trophy (8 Selections)
 O--Outland Trophy (1 Selection)
 L--Lombardi Award (1 Selection)
 T--Thorpe Award (2 Selections)
 Bu--Butkus Award (1 Selection)
 D--Doak Walker Award (1 Selection)
 U--Johnny Unitas Golden Arm Award (3 Selections)
 M--John Mackey Award (1 Selection)
 Bd--Bednarik Award (1 Selection)
 BI--Biletnikoff Award (1 Selection)
 J--Jet Award (1 Selection)

*Richard Wood was USC's first three-year All-American and the first three-year selectee by AP from the West Coast; Matt Leinart, Sam Baker and Taylor Mays also were three-year All-Americans
#Bush's records at USC vacated due to NCAA penalty



All-American Jersey Numbers

1 Mike Williams	28 Mort Kaer Clarence Davis Anthony Davis	67 Ryan Kalil	99 Tim Ryan Mike Patterson
2 Marley Drury Steve Smith Taylor Mays Robert Woods Adoree' Jackson	29 Tay Brown	68 Mike McKeever Keith Van Horne	*Jersey number currently retired
*3 Curtis Conway Keyshawn Johnson Carson Palmer	30 Johnny Baker	70 Harry Smith	
5 Reggie Bush	*32 Jim Sears O.J. Simpson	71 John Ferraro Brad Budde Tony Boselli Taitusi Lutui Charles Brown	
6 Tim McDonald Matt Grootegood	*33 Marcus Allen	72 Al Cowlings Don Mosebar Chad Wheeler Andrew Vorhees	
7 Dennis Thurman Mark Carrier T.J. McDonald Calen Bullock	34 Larry Stevens	73 Elmer Willhoite Tony Slaton Zach Banner	
8 Cleveland Colter Dwayne Jarrett	35 Scott Ross	74 Ron Mix	
9 Marqise Lee	39 Sam Cunningham	75 John Vella Mark Tucker Matt Kalil	
10 Jess Hibbs Brian Cushing	42 Pat Cannamela Ricky Bell Ronnie Lott Erik Affholter Uchenna Nwosu	76 Marvin Powell	
*11 Francis Tappaan Matt Leinart	43 Troy Polamalu	77 Ron Yary Sid Smith Pete Adams Jacob Rogers	
*12 Charles White	44 Garrett Arbelbide	78 Grenny Lansdell Marv Montgomery Steve Riley George Achica	
13 Cotton Warburton Caleb Williams	47 Stan Williamson	79 Gary Jeter Jeff Bregel Sam Baker	
14 Aaron Rosenberg Artimus Parker Tom Malone	48 Ernie Smith	80 Duane Bickett Johnnie Morton	
15 Nelson Agholor Talanoa Hufanga Drake London	49 Charles Phillips Sedrick Ellis Tuli Tuipulotu	82 Paul Cleary	
16 Brice Taylor Frank Gifford Paul McDonald Rodney Peete	50 Adrian Young	83 Jimmy Gunn Willie Hall Richard Wood Fred Davis	
17 Don Williams Erny Pinckert Mike Battle	51 Chip Banks	84 Charles Weaver Shaun Cody	
19 Hal Bedsole	52 Jack Del Rio	86 Marlin McKeever	
*20 Mike Garrett Darnell Bing	55 Junior Seau Chris Claiborne Keith Rivers	87 Ralph Heywood	
22 Gus Shaver Lynn Swann	56 Dennis Johnson	88 Tim Rossovich	
24 Orv Mohler	58 Lofa Tatupu Rey Mauluga	89 Nate Shaw Charles Young Jim Obradovich	
25 Nate Barragar Ronald Jones II	60 Clay Matthews	94 John Grant Kenechi Udeze Leonard Williams	
26 Jon Arnett	61 Bill Fisk		
	62 Brett Neilon		
	63 Booker Brown		
	64 Damon Bame Roy Foster		
	66 Bill Bain Pat Howell Bruce Matthews Dave Cadigan		



ALL-AMERICAN BIOS

BRICE TAYLOR—G, 5-9, 185, Seattle, WA (Franklin), #16

Was USC's first All-American (1925)...1924-25-26 letterman...USC was 28-6 in his career...Played in the 1925 Christmas Festival...Played in the first USC-Notre Dame game (1926)...Inducted into USC Athletic Hall of Fame in 1995... Also sprinter/hurdler on 1925 USC track team (was a member of a world record-setting mile relay team)...Born 7-4-02 in Seattle, Wash...Born without left hand...Descendant of American Indian chief Tecumseh...After USC, was a teacher and administrator in Los Angeles City School District, president of Guadalupe College in Texas, coached football at 4 colleges in the South (including Southern), and a pastor...Died 9-18-74 in Downey, Calif.

MORT KAER—HB, 5-11, 167, Red Bluff (Red Bluff), #28

Was USC's first consensus All-American (1926)...1924-25-26 letterman... USC was 28-6 in his career...Played in the 1925 Christmas Festival...Played in the first USC-Notre Dame game (1926)...Inducted into National Football Foundation College Football Hall of Fame in 1975...USC's rushing and scoring leader in 1925 (576 yards, 114 points) and 1926 (852, 72)...Led nation in scoring in 1925...Set a since-broken USC scoring record (216 points, all via rushing)... Is 33rd on USC's career rushing list (1588 yards)...Had USC's first 100-yard rushing game (183 yards at California in 1926)...Played in 1928 East-West Shrine Game...Named the Amateur Athletic Foundation Southern California Athlete of the Year in 1925...Played professionally with Frankford in 1931... Inducted into USC Athletic Hall of Fame in 1997...Also on USC's national championship 1926 track team...Was fifth in the pentathlon in the 1924 Paris Olympics...Born 9-7-02 in Omaha, Neb...After USC, was a teacher and football coach at Weed (CA) High for 27 years...Died 1-12-91 in Mt. Shasta, Calif.

Year	TCB	YDS	AVG	TD	PA	PC	PI	PCT	YDS	TD	P	YDS	AVG
1924	22	160	7.3	5	2	0	1,000	50	-	-	-	-	-
1925	105	576	5.5	19	34	8	1,235	170	-	-	-	-	-
1926	155	852	5.5	12	31	18	6,581	270	-	33	1202	36.4	-
CAREER	282	1588	5.7	36	67	28	7,418	490	-	-	-	-	-

Year	REC	YDS	AVG	TD	KOR	YDS	AVG	TD	PR	YDS	AVG	TD
1924	4	-	-	-	-	-	-	-	-	-	-	-
1925	9	101	11.2	-	13	159	12.2	-	2	43	21.5	-
1926	1	12	12.0	-	3	53	17.7	-	23	245	10.6	-
CAREER	14	-	-	-	-	-	-	-	-	-	-	-

MORLEY DRURY—QB, 6-0, 185, Long Beach (Long Beach Poly), #2

Was a consensus All-American in 1927...1925-26-27 letterman...USC was 27-5-1 in his career...Played in the first USC-Notre Dame game (1926)...USC's team captain in 1927...Was USC's first inductee in the National Football Foundation College Football Hall of Fame (inducted in 1954)...Won USC's Davis-Teschke (Most Inspirational Player) Award in 1927...Led USC in rushing in 1927 (1163 yards), becoming the first Trojan to run for 1000 yards (a feat not repeated until 1965)...Was the first Trojan to run for 200 yards in a game (203 yards versus California in 1927)...Is 32nd on USC's career rushing list (1686 yards)...Led USC in scoring in 1927 (76 points)...Named the Amateur Athletic Foundation Southern California Athlete of the Year in 1927...Nickname was "The Noblest Trojan of Them All"...Inducted into USC Athletic Hall of Fame in 1995...Also played hockey (1925-27-28) and basketball (1927) at USC...Born 2-5-03 in Midland, Ontario (Canada)...After USC, was an investment broker, real estate agent, advertising officer and building materials executive...Died 1-22-89 in Santa Monica, Calif.

Year	TCB	YDS	AVG	TD*	1XP	2XP	PA	PC	PI	PCT	YDS	TD
1925	59	321	5.4	9	32	-	22	14	1	.636	208	-
1926	35	202	5.7	3	-	2	1	0	1	.000	0	0
1927	223	1163	5.2	11	10	-	19	8	3	.421	77	-
CAREER	317	1686	5.3	23	-	42	22	5	.524	285	-	-

*Includes all TDs scored (not just rushing)

Year	REC	YDS	AVG	TD	PR	YDS	AVG	TD	KOR	YDS	AVG	TD
1925	21	381	18.1	6	-	-	-	4	82	20.5	-	-
1926	5	75	15.0	-	3	33	11.0	-	3	33	11.0	-
1927	2	64	32.0	-	17	118	6.9	-	4	86	21.5	-
CAREER	28	520	18.6	-	-	-	-	-	11	201	18.3	-

Year	INT	YDS	AVG	TD	P	YDS	AVG
1925	3	5	1.7	-	25	824	33.0
1926	-	-	-	-	7	165	23.6
1927	7	79	11.3	-	22	696	31.6
CAREER	-	-	-	-	54	1685	31.2

JESSE HIBBS—T, 6-0, 183, Glendale (Lake Forest Academy), #10

USC's first 2-time All-American (1927-28), earning consensus honors in 1927...1926-27-28 letterman...USC was 25-3-2 in his career and won 2 conference titles...Was a member of USC's first national championship team (1928)...Was a member of the first USC team to beat Notre Dame (1928)... USC's team captain in 1928...Played professionally with the Chicago Bears in 1931...Also played basketball at USC in 1927...After USC, was a television and movie director...Inducted into the USC Athletic Hall of Fame in 1999...Died 2-4-85 in Ojai, Calif., at age 79

DON WILLIAMS—QB, 5-9, 158, Santa Ana (Santa Ana), #17

A 1928 All-American...1926-27-28 letterman...USC was 25-3-2 in his career and won 2 conference titles...Was a member of USC's first national championship team (1928)... Was a member of the first USC team to beat Notre Dame (1928)...USC's leading rusher (681 yards) and scorer (47 points) in 1928

Year	TCB	YDS	AVG	TD*	1XP	2XP	PA	PC	PI	PCT	YDS	TD
1926	-	392	-	7	-	2	19	11	2	.579	174	-
1927	66	335	-	-	-	-	16	7	1	.438	115	-
1928	173	681	3.9	7	5	-	-	-	-	-	-	-
CAREER	320	1408	4.4	-	-	-	-	-	-	-	-	-

*Includes all TDs scored (not just rushing)

Year	REC	YDS	AVG	TD	PR	YDS	AVG	TD	KOR	YDS	AVG	TD
1926	3	33	11.0	-	4	40	10.0	-	1	23	23.0	-
1927	-	-	-	-	10	124	12.4	-	-	-	-	-
1928	-	-	-	-	-	-	-	-	-	-	-	-
CAREER	-	-	-	-	-	-	-	-	-	-	-	-

NATE BARRAGAR—G-C, 6-0, 198, San Fernando (San Fernando), #25

1929 All-American...1927-28-29 letterman...USC was 27-3-2 in his career and won 3 conference titles...Was a member of USC's first national championship team (1928)...Was a member of the first USC team to beat Notre Dame (1928)... USC's team captain in 1929...Played in the 1930 Rose Bowl...Was a 2-time All-Conference first teamer (1928-29)...Played professionally with Minneapolis (1930), Frankford (1931) and Green Bay (1931-35)...Inducted into USC Athletic Hall of Fame in 2003...After USC, was a motion picture producer and director... Died 8-10-85 in Santa Monica, Calif., at age 78

FRANCIS TAPPAAN—E, 5-10, 165, Los Angeles (Los Angeles), #11

1929 All-American...1927-28-29 letterman...USC was 27-3-2 in his career and won 3 conference titles...Was a member of USC's first national championship team (1928)...Was a member of the first USC team to beat Notre Dame (1928)...Played in 1930 Rose Bowl...Was a 1929 All-Conference first teamer... Was a USC assistant coach in 1931-32...Also played hockey at USC (1927-28)...Inducted into the USC Athletic Hall of Fame in 1999...After USC, was an attorney, judge, legislative analyst and Department of Justice officer, as well as vice president of North American Rockwell and vice president of student and alumni affairs at USC...Died 8-10-78 in Honolulu, Hi., at age 70

Year	REC	YDS	AVG	TD
1927	3	52	17.3	1
1928	-	-	-	-
1929	8	150	18.8	-
CAREER	-	-	-	-

GARRETT ARBELBIDE—HB-E, 6-1, 178, Huntington Park (Huntington Park), #44

1930 All-American...1929-30-31 letterman...Played in 2 Rose Bowls (1930-32)...Member of USC's 1931 national championship team...Member of the first USC team to beat Notre Dame in South Bend (1931)...USC was 28-5 in his career and won 2 conference titles...Also played baseball at USC (1930-31-32)...Born 9-5-09 in Redlands, Calif...After USC, he was an educator and rancher...Inducted into the USC Athletic Hall of Fame in 1999...Died 7-24-83 in Sacramento, Calif.

Year	REC	YDS	AVG	TD	KOR	YDS	AVG	TD	INT	YDS	AVG	TD
1929	8	197	24.6	4	2	37	18.5	-	1	4	4.0	-
1930	12	288	24.0	2	1	7	7.0	-	-	-	-	-
1931	4	114	28.5	1	-	-	-	-	-	-	-	-
CAREER	24	599	25.0	7	-	-	-	-	-	-	-	-

ORV MOHLER—QB, 5-10, 166, Alhambra (Alhambra), #24

1930 All-American...1930-31-32 letterman...USC was 28-3 in his career and won 2 conference titles...Played in 2 Rose Bowls (1932-33)...Was a member of 2 USC national championship teams (1931-32)...Member of the first USC team to beat Notre Dame in South Bend (1931)...Was a 1932 All-Conference first teamer...Led USC in rushing (983 yards) and scoring (102 points) in 1930... Is 19th on USC's career rushing list (2025 yards)...A neck injury sidelined him for part of his 1932 senior season...Inducted into USC Athletic Hall of Fame in 1995...Also played baseball at USC (1930-31-32)...After USC, was an oil company aviation department executive, manufacturing sales manager and Air Force colonel...Died 11-26-49 in Dixiana, Ala., in a crash of his Air Force plane

Year	TCB	YDS	AVG	TD*	PA	PC	PI	PCT	YDS	TD	P	YDS	AVG
1930	145	983	6.8	17	34	7	8	.206	107	-	2	56	28.0
1931	140	778	5.6	15	26	7	6	.269	155	1	17	543	31.9
1932	74	264	3.6	2	9	4	0	.444	821	6	2	19	36.5
CAREER	359	2025.6	5.6	34	69	18	14	.261	344	-	25	818	32.7

*Includes all TDs scored (not just rushing)



Year	REC	YDS	AVG	TD	PR	YDS	AVG	TD	KOR	YDS	AVG	TD
1930	4	120	30.0	—	15	199	13.3	—	3	80	26.7	—
1931	2	27	13.5	—	24	243	10.1	—	4	87	21.8	—
1932	2	22	11.0	—	22	207	9.4	—	4	79	19.8	—
CAREER	8	169	21.1	—	61	649	10.6	—	11	246	22.4	—

Year	INT	YDS	AVG	TD
1930	1	36	36.0	—
1931	3	66	22.0	—
1932	2	14	7.0	—
CAREER	6	116	19.3	—

ERNY PINCKERT—HB, 5-11, 194, San Bernardino [San Bernardino], #17

A 2-time All-American (1930-31), earning consensus honors in 1931...1929-30-31 letterman...Played in 2 Rose Bowls (1930-32), scoring 3 touchdowns...Was MVP of the 1932 Rose Bowl (scoring 2 TDs)...Member of USC's 1931 national championship team...Member of the first USC team to beat Notre Dame in South Bend (1931)...USC was 28-5 in his career and won 2 conference titles...Inducted into the National Football Foundation College Hall of Fame in 1957...Inducted into the Rose Bowl Hall of Fame in 1997...A 2-time All-Conference first teamer (1930-31)...Won USC's Davis-Teschke (Most Inspirational Player) Award in 1931...Played professionally with the Boston Braves (1932) and Boston-Washington Redskins (1933-40)...Inducted into USC Athletic Hall of Fame in 1995...Born 5-1-08 in Medford, Wisc...After USC, owned a clothes designing business...Died 8-30-77 in Los Angeles, Calif.

Year	TCB	YDS	AVG	TD	PA	PC	PI	PCT	YDS	TD	P	YDS	AVG
1929	44	169	3.8	—	7	4	1	.571	29	—	7	181	25.9
1930	17	199	11.6	—	—	—	—	—	—	—	—	—	—
1931	54	383	7.1	—	—	—	—	—	—	—	—	—	—
CAREER	115	751	6.5	—	—	—	—	—	—	—	—	—	—

Year	REC	YDS	AVG	TD	PR	YDS	AVG	TD	KOR	YDS	AVG	TD
1929	5	56	11.2	—	—	—	—	—	1	19	19.0	—
1930	2	42	21.0	—	2	23	11.5	—	2	50	25.0	—
1931	10	120	12.0	—	—	—	—	—	5	107	21.4	—
CAREER	17	218	12.8	—	—	—	—	—	8	176	22.0	—

Year	INT	YDS	AVG	TD
1929	1	0	0.0	—
1930	—	—	—	—
1931	5	65	13.0	—
CAREER	—	—	—	—

JOHNNY BAKER—G, 5-10, 185, Kingsburg [Kingsburg], #30

1931 consensus All-American...1929-30-31 letterman...Played in 2 Rose Bowls (1930-32), kicking 5 PATs...Member of USC's 1931 national championship team...Kicked winning 33-yard field goal with 1:00 to play to give USC its first win over Notre Dame in South Bend (1931)...USC was 28-5 in his career and won 2 conference titles...Inducted into the National Football Foundation College Hall of Fame in 1983...A 2-time All-Conference first teamer (1930-31)...Inducted into USC Athletic Hall of Fame in 1997...Born in Dennison, Ia...After USC, was the head football coach at Iowa State Teacher's College (now Northern Iowa), Omaha (now Nebraska-Omaha), Denver, Sacramento State and Sacramento City College, plus the athletic director at Sacramento State...Died 2-6-79 in Sacramento, Calif., at age 72

GAUIS "GUS" SHAVER—QB, 5-11, 185, Covina [Covina], #22

1931 consensus All-American...1929-30-31 letterman...Played in 2 Rose Bowls (1930-32)...Member of USC's 1931 national championship team...Member of the first USC team to beat Notre Dame in South Bend (1931)...USC was 28-5 in his career and won 2 conference titles...A 1931 All-Conference first teamer...USC's leading rusher (936 yards) and scorer (100 points) in 1931...Is 23rd on USC's career rushing list (1889 yards)...Was a USC assistant coach in 1940-45...Inducted into USC Athletic Hall of Fame in 1995...Born 8-14-10 in Covina, Calif... After USC, was a construction equipment salesman and rancher...Died 10-11-98 in Fallbrook, Calif.

Year	TCB	YDS	AVG	TD*	1XP	PA	PC	PI	PCT	YDS	TD
1929	101	517	—	—	—	15	5	2	.333	119	—
1930	85	436	5.1	—	—	3	3	0	1.000	89	—
1931	199	936	4.7	16	4	30	15	—	.500	340	—
CAREER	377	1889	5.0	—	—	48	23	—	.479	548	—

*Includes all TDs scored (not just rushing)

Year	REC	YDS	AVG	TD	PR	YDS	AVG	TD	KOR	YDS	AVG	TD
1929	1	3	3.0	—	9	118	13.1	—	2	46	23.0	—
1930	1	2	2.0	—	—	—	—	—	1	26	26.0	—
1931	0	0	0.0	0	18	175	9.7	—	2	40	20.0	—
CAREER	2	5	2.5	—	—	—	—	—	5	112	22.4	—

Year	INT	YDS	AVG	TD
1929	—	—	—	—
1930	3	17	5.7	—
1931	1	0	0	—
CAREER	4	17	4.3	—

STAN WILLIAMSON—C, 6-1, 198, Pittsburg [Pittsburg], #47

1931 All-American...1929-30-31 letterman...Played in 2 Rose Bowls (1930-32)...Member of USC's 1931 national championship team...Member of the first USC team to beat Notre Dame in South Bend (1931)...USC was 28-5 in his career and won 2 conference titles...USC's team captain in 1931...A 1931 All-Conference first teamer...Inducted into USC Athletic Hall of Fame in 2003...After USC, was an assistant football coach at Kansas State and Oklahoma, and a teacher, coach and athletic director at UC Santa Barbara...Died 8-17-65 in Santa Barbara, Calif., at age 56

RAYMOND "TAY" BROWN—T, 6-0, 204, Compton [Compton], #29

1932 All-American...1930-31-32 letterman...USC was 28-3 in his career and won 2 conference titles...Played in 2 Rose Bowls (1932-33)...Was a member of 2 USC national championship teams (1931-32)...Member of the first USC team to beat Notre Dame in South Bend (1931)...USC's team captain in 1932...Inducted into the National Football Foundation College Hall of Fame in 1980...A 1932 All-Conference first teamer...Won USC's Davis-Teschke (Most Inspirational Player) Award in 1932...Was a USC assistant coach in 1941...Inducted into USC Athletic Hall of Fame in 1997...Also was on 1931 and 1933 USC track teams (the 1931 team won the NCAA title)...Born 12-29-11 in Compton, Calif...After USC, was an assistant football coach and head basketball coach at Cincinnati, and head football coach and athletic director at Compton Junior College...Died 7-16-94 in Los Angeles, Calif.

AARON ROSENBERG—G, 6-0, 210, Los Angeles [Fairfax], #14

A 2-time All-American (1932-33), earning consensus honors in 1933...1931-32-33 letterman...USC was 30-2-1 in his career and won 2 conference titles...Played in 2 Rose Bowls (1932-33)...Was a member of 2 USC national championship teams (1931-32)...Member of the first USC team to beat Notre Dame in South Bend (1931)...USC had a 27-game unbeaten streak and 25-game winning streak during his career...Never lost to Notre Dame (3-0)...Inducted into the National Football Foundation College Football Hall of Fame in 1966...A 2-time All-Conference first teamer (1932-33)...Played in the 1934 College All-Star Game...Inducted into USC Athletic Hall of Fame in 1997...Born 8-26-12 in Brooklyn, N.Y...After USC, was a television and movie producer and director...Died 9-1-79 in Los Angeles, Calif.

ERNIE SMITH—T, 6-2, 215, Los Angeles [Gardena], #48

USC's first unanimous All-American (1932)...1930-31-32 letterman...USC was 28-3 in his career and won 2 conference titles...Played in 2 Rose Bowls (1932-33)...Was a member of 2 USC national championship teams (1931-32)...Member of the first USC team to beat Notre Dame in South Bend (1931)...Inducted into the National Football Foundation College Football Hall of Fame in 1970...A 2-time All-Conference first teamer (1931-32)...Played professionally with Green Bay in 1935-37 and 1939...Inducted into USC Athletic Hall of Fame in 1997...Born 11-26-09 in Spearfish, S.D...After USC and NFL, was a life insurance underwriter and played trombone in a dance band...Died 4-25-85 in Los Angeles, Calif.

LARRY STEVENS—G, 6-2, 205, Piedmont [Piedmont], #34

1933 All-American...1931-32-33 letterman...USC was 30-2-1 in his career and won 2 conference titles...Played in 2 Rose Bowls (1932-33)...Was a member of 2 USC national championship teams (1931-32)...Member of the first USC team to beat Notre Dame in South Bend (1931)...USC had a 27-game unbeaten streak and 25-game winning streak during his career...Never lost to Notre Dame (3-0)...Won USC's Davis-Teschke (Most Inspirational Player) Award in 1933...Played in 1934 East-West Shrine Game...Died 11-29-06 in Sacramento, Calif., at age 95

IRVINE "COTTON" WARBURTON—QB, 5-6, 148, San Diego [San Diego], #13

1933 unanimous All-American...1932-33-34 letterman...USC was 24-7-2 in his career...Played in 1933 Rose Bowl, scoring 2 touchdowns...Was a member of USC's 1932 national championship team...Inducted into the National Football Foundation College Football Hall of Fame in 1975...A 1933 All-Conference first teamer...Played in the 1935 College All-Star Game and East-West Shrine Game...USC's leading rusher in 1932 (420 yards) and 1933 (885)...USC's leading scorer in 1933 (72 points)...Inducted into USC Athletic Hall of Fame in 1995...Also was on USC's 1933 track team...Nickname "Cotton" came from his tow-headed appearance...Is in the U.S. Softball Hall of Fame...Born 10-8-11 in San Diego, Calif...After USC, was an Oscar-winning film editor ("Mary Poppins")...Died 6-21-82 in Culver City, Calif.

Year	TCB	YDS	AVG	TD*	PA	PC	PI	PCT	YDS	TD
1932	115	420	3.7	8	12	2	0	.167	36	—
1933	149	885	5.9	12	18	7	3	.389	106	—
1934	—	—	—	—	—	—	—	—	—	—
CAREER	325	1357	4.2	—	—	—	—	—	—	—

*Includes all TDs scored (not just rushing)

Year	REC	YDS	AVG	TD	PR	YDS	AVG	TD	KOR	YDS	AVG	TD
1932	3	28	9.3	—	21	357	17.0	—	5	100	20.0	—
1933	4	81	20.3	—	15	121	8.1	—	1	24	24.0	—
1934	—	—	—	—	—	—	—	—	—	—	—	—
CAREER	—	—	—	—	—	—	—	—	—	—	—	—

Year	INT	YDS	AVG	TD	P	YDS	AVG
1932	3	87	9.0	—	18	640	35.6
1933	0	0	0.0	0	10	274	27.4
1934	—	—	—	—	—	—	—
CAREER	—	—	—	—	—	—	—



USC ALL-AMERICANS

HARRY SMITH—LG, 5-11, 218, Ontario (Chaffey), #70

A 2-time All-American (1938-39), earning unanimous honors in 1939...1937-38-39 letterman...USC was 21-6-4 in his career and won 2 conference titles...USC was seventh in the final AP poll in 1938...Played in 2 Rose Bowls (1939-40)... Was a member of USC's 1939 national championship team...Inducted into the National Football Foundation College Football Hall of Fame in 1955...A 1939 All-Conference first teamer...Played in the 1940 College All-Star Game... Nickname was "Blackjack"...Was a USC assistant coach in 1949-50...Drafted in the fifth round of the 1940 NFL draft by the Detroit Lions and played with Detroit in 1940...Also played rugby at USC (1938-39)...Inducted into the USC Athletic Hall of Fame in 1999...Born 8-26-18 in Russellville, Mo...After USC and NFL, coached at Missouri and with the Saskatchewan Roughriders...Died 7-30-13 in Columbia, Mo., at age 94

GRENVILLE "GRENNY" LANSDELL—QB, 6-0, 187, Pasadena (Pasadena JC), #78

1939 All-American...1937-38-39 letterman...USC was 21-6-4 in his career and won 2 conference titles...USC was seventh in the final AP poll in 1938... Played in 2 Rose Bowls (1939-40)...Was a member of USC's 1939 national championship team...A 1939 All-Conference first teamer...Played in the 1940 College All-Star Game...USC's leading passer in 1937 (28 completions, 310 yards), 1938 (44, 458) and 1939 (42, 479)...USC's leading rusher in 1938 (462 yards) and 1939 (742 yards)...USC's leading scorer in 1938 (31 points) and 1939 (54)...USC's leader in total offense in 1938 (920 yards) and 1939 (1221)...Is 33rd on USC's career rushing list (1621 yards)...Drafted in the first round of the 1940 NFL draft by the New York Giants and played with the Giants in 1940...Inducted into USC Athletic Hall of Fame in 2003...After USC and NFL, was a pilot and airlines captain...Grandson, Morgan Craig, was a walk-on quarterback/fullback at USC (2002-03)...Died 5-14-84 in Long Beach, Calif., at age 65

Year	PA	PC	PI	PCT	YDS	TD	TCB	YDS	AVG	TD*	1XP
1937	63	28	0	.444	310	4	78	417	5.3	4	0
1938	112	44	6	.393	458	2	118	462	3.9	5	1
1939	85	42	6	.494	479	2	154	742	4.8	9	-
CAREER	260	114	12	.438	1247	8	350	1621	4.6	18	-

*Includes all TDs scored (not just rushing)

Year	PR	YDS	AVG	TD	KOR	YDS	AVG	TD	P	YDS	AVG
1937	18	210	11.2	-	1	19	19.0	-	28	1016	36.3
1938	-	-	-	-	-	-	-	-	-	-	-
1939	-	-	-	-	-	-	-	-	-	-	-
CAREER	-	-	-	-	-	-	-	-	-	-	-

RALPH HEYWOOD—LE, 6-2, 195, Huntington Park (Huntington Park), #87

1943 consensus All-American...1941-42-43 letterman...Played in 1944 Rose Bowl...USC's team captain in 1943...A 1943 All-Conference first teamer... Played in 1946 College All-Star Game...USC's leading receiver in 1942 (12 catches, 205 yards) and 1943 (11, 196)...USC's leading punter in 1941 (37.5 average) and 1942 (37.8)...Had USC's first 100-yard receiving game (101 yards on 4 catches versus St. Mary's Pre-Flight in 1943)...Drafted in the third round of the 1944 NFL draft by the Detroit Lions and played with the Chicago Rockets (1946), Detroit (1947), Boston Yanks (1948) and New York Bulldogs (1949)...Born 9-11-21...After USC, he spent 32 years in the Marines...Died 4-10-07 in Bandera, Tex., at age 85

Year	REC	YDS	AVG	TD	P	YDS	AVG
1941	5	127	25.4	-	38	1472	38.7
1942	12	205	17.1	2	49	1839	37.5
1943	11	196	17.8	2	58	2195	37.8
CAREER	28	528	18.9	-	145	5506	38.0

JOHN FERRARO—LT, 6-4, 240, Maywood (Bell), #71

A 2-time All-American (1944-47), earning consensus honors in 1944...1943-44-46-47 letterman...USC was 30-8-3 in his career and won 3 conference titles...USC was seventh in the final AP poll in 1944 and eighth in 1947...Played in 3 Rose Bowls (1944-45-48)...Inducted into the National Football Foundation College Football Hall of Fame in 1974...Won the NCAA Silver Anniversary Award in 1973...Inducted into the Rose Bowl Hall of Fame in 1996...USC's first 3-time All-Conference first teamer (1944-46-47)...Played in the 1947 East-West Shrine Game...Inducted into USC Athletic Hall of Fame in 1995...Drafted in the sixth round of the 1946 NFL draft by the Packers...Born 5-14-24 in Cudahy, Calif...After USC, became an insurance broker, police commissioner and Los Angeles City Councilman...Died 4-17-01 in Santa Monica, Calif., at age 76

PAUL CLEARY—RE, 6-1, 195, Santa Ana (Santa Ana/Santa Ana JC), #82

A 1947 consensus All-American...1946-47 letterman...USC was 13-6-1 in his career and won the 1947 conference title...USC was eighth in the final AP poll in 1947...Played in 1948 Rose Bowl...Inducted into the National Football Foundation College Football Hall of Fame in 1989...A 1947 All-Conference first teamer...Played in 1948 College All-Star Game...Drafted in the 10th round of the 1948 NFL draft by the Detroit Lions and played with the New York Yankees in 1948...Inducted into USC Athletic Hall of Fame in 2003...Inducted into the Orange County Sports Hall of Fame in 1990...Born 2-7-22...After USC and NFL, was president of an asphalt paving, construction and engineering firm...Died 1-9-96 in South Laguna, Calif., at age 73

Year	REC	YDS	AVG	TD
1946	1	7	7.0	-
1947	12	162	13.5	-
CAREER	13	169	13.0	-

PAT CANNAMELA, LB-G, 5-10, 210, New London, CT (Chapman Technical/Ventura (CA) JC), #42

A 1951 All-American...1950-51 letterman...USC's team co-captain in 1951...A 1951 All-Conference first teamer...Won USC's Davis-Teschke (Most Inspirational Player) Award in 1950...Played in the 1952 East-West Shrine Game and Hula Bowl...Drafted in the 11th round of the 1952 NFL draft by the Dallas Texans and played for them in 1952...Inducted into the USC Athletic Hall of Fame in 2007...After USC and NFL, was an appliance salesman...Died 1-28-73 in Hollywood, Calif., at age 43

FRANK GIFFORD, HB, 6-1, 193, Bakersfield (Bakersfield/Bakersfield JC), #16

A 1951 All-American...1949-50-51 letterman...Inducted into the National Football Foundation College Football Hall of Fame in 1975...A 1951 All-Conference first teamer...Played in the 1952 College All-Star Game, East-West Shrine Game and Senior Bowl...USC's leader in rushing (841 yards) and total offense (1144 yards) in 1951...USC's leading scorer in 1950 (25 points) and 1951 (74 points)...USC's interception leader in 1950 (3)...His 22-yard field goal at California in 1949 was USC's first field goal since 1935...Drafted in the first round of the 1952 NFL draft by the New York Giants and played for them from 1952-60 and 1962-64...Inducted into the Pro Football Hall of Fame in 1977...Inducted into USC Athletic Hall of Fame in 1994...Born 8-16-30 in Santa Monica, Calif...After USC and NFL, was a TV sports announcer...Died 8-9-15 in Greenwich, Conn., at age 84

Year	TCB	YDS	AVG	TD	1XP	FG	PA	PC	PI	PCT	YDS	TD
1949	12	-7	-0.6	0	25	1	7	4	0	.571	56	0
1950	27	43	1.6	2	13	0	43	18	1	.419	162	0
1951	195	841	4.3	7	26	2	61	32	2	.525	303	2
CAREER	234	877	3.7	9	64	3	111	54	3	.486	521	2

Year	REC	YDS	AVG	TD	KOR	YDS	AVG	TD	INT	YDS	AVG	TD
1949	0	0	0	0	0	0	0.0	0	-	-	-	-
1950	0	0	0	0	0	0	0.0	0	3	19	6.3	0
1951	11	178	16.2	0	4	97	24.2	-	0	0	0	0
CAREER	11	178	16.2	0	4	97	24.2	-	-	-	-	-

Year	P	YDS	AVG
1949	-	-	-
1950	1	62	62.0
1951	34	-	33.4
CAREER	-	-	-

JIM SEARS, LHB-S, 5-9, 164, Inglewood (Inglewood/EI Camino JC), #32

1952 consensus All-American...1950-51-52 letterman...USC was 19-9-2 in his career and won the 1952 conference title...USC was fifth in the final AP poll in 1952...Played in 1953 Rose Bowl...Was seventh in 1952 Heisman Trophy voting...Won the 1952 Voit Trophy (outstanding player on the Pacific Coast)...Won the 1952 Pop Warner Award (most valuable senior on the Pacific Coast)...A 1952 All-Conference first teamer...Won USC's Davis-Teschke (Most Inspirational Player) Award in 1952...Played in the 1953 College All-Star Game and Hula Bowl...USC's leader in passing (48 completions, 712 yards), total offense (1030 yards), scoring (36 points) and punt returns (478 yards) in 1952...USC's kickoff return leader in 1950 (198 yards)...Is seventh on USC's career punt return list (544 yards)...Drafted in the sixth round of the 1953 NFL draft by the Colts and played for the Chicago Cardinals (1954, 1957-58), Los Angeles Chargers (1960) and Denver (1960-61)...Was a USC assistant coach in 1959...Inducted into USC Athletic Hall of Fame in 2003...Inducted into the El Camino College Athletic Hall of Fame...Born 3-20-31 in Los Angeles, Calif... After USC and NFL, was an automobile dealer...Died 1-4-02 in Woodland Hills, Calif., at age 70

Year	TCB	YDS	AVG	TD*	PA	PC	PI	PCT	YDS	TD	P	YDS	AVG
1950	70	318	4.6	4	1	0	-	.000	0	0	13	404	31.1
1951	26	89	3.4	-	6	1	2	.167	19	1	3	113	37.7
1952	133	318	2.4	6	102	48	8	.470	712	8	16	560	35.0
CAREER	229	725	3.2	-	107	49	-	.458	731	9	32	1077	33.7

*Includes all TDs scored (not just rushing)

Year	REC	YDS	AVG	TD	PR	YDS	AVG	TD	KOR	YDS	AVG	TD
1950	6	85	14.2	1	3	15	5.0	-	6	198	33.0	-
1951	8	140	17.5	1	7	51	7.3	-	4	82	20.5	-
1952	0	0	0.0	0	30	478	15.9	3	3	44	14.7	-
CAREER	14	225	16.1	2	42	544	12.9	3	13	324	24.9	-

Year	INT	YDS	AVG	TD
1950	0	0	0.0	0
1951	0	0	0.0	0
1952	1	13	13.0	-
CAREER	1	13	13.0	-

ELMER WILLHOITE, RG, 6-1, 210, Winton (Merced), #73

1952 consensus All-American...1950-51-52 letterman...USC was 16-4 in his career and won the 1952 conference title...USC was fifth in the final AP poll in 1952...Played in 1953 Rose Bowl...A 1952 All-Conference first teamer...Played in the 1953 Hula Bowl...Was drafted in the 12th round of the 1953 NFL draft by the Browns...Died 8-19-08 in Hawthorne, Nev., at age 78



JON ARNETT, LHB, 5-11, 190, Los Angeles (Manual Arts), #26

1955 All-American...1954-55-56 letterman...USC was 22-10 in his career... USC was 17th in the final AP poll in 1954, 13th in 1955 and 18th in 1956... Played in the 1955 Rose Bowl...USC's team co-captain in 1956...Finished 10th in 1956 Heisman Trophy voting...Won the 1955 and 1956 Voit Trophy (given to the outstanding player on the Pacific Coast)...Won the 1956 Pop Warner Award (given to the most valuable senior on the Pacific Coast)...Inducted into the National Football Foundation College Football Hall of Fame in 2001...A 2-time All-Conference first teamer (1955-56)...Played in the 1957 College All-Star Game, East-West Shrine Game and Hula Bowl...USC's rushing leader in 1954 (601 yards) and 1955 (672 yards)...USC's total offense leader (822 yards) and kickoff return leader (418 yards) in 1955...USC's scoring leader in 1954 (55 points), 1955 (108 points, tops in the conference) and 1956 (43 points)...USC's punt return leader in 1954 (129 yards) and 1955 (282 yards)...USC's interception leader in 1954 (3 interceptions)...Is 22nd on USC's career rushing list (1898 yards)...Is 12th on USC's career punt return list (430 yards)...Is 18th on USC's kickoff return list (628 yards)...Nickname was "Jaguar Jon"...Was drafted in the first round of the 1957 NFL draft by the Rams and played for the Rams (1957-63) and Chicago Bears (1964-66)...Inducted into USC Athletic Hall of Fame in 1994...Also was on USC track team (1954-55-56), placing second in the long jump at the 1954 NCAA meet (USC won the NCAA team title in 1954 and 1955)...Born 4-20-35 in Los Angeles, Calif...After USC and NFL, worked in the sales and marketing, real estate development, stock brokerage, executive search, advertising, mortgage banking and investment counseling industries...Died 1-16-21 in Lake Oswego, Ore., at age 85.

Year	TCB	YDS	AVG	TD*	1XP	FG	PA	PC	PI	PCT	YDS	TD
1954	96	601	6.3	9	1	0	30	17	2	.567	164	0
1955	141	672	4.8	15	18	0	25	12	2	.480	150	0
1956	99	625	6.3	6	7	0	11	8	1	.727	133	1
CAREER	336	1898	5.7	30	26	0	66	37	5	.561	447	1

*Includes all TDs scored (not just rushing)

Year	PR	YDS	AVG	TD	KOR	YDS	AVG	TD	INT	YDS	AVG	TD
1954	11	129	11.7	-	6	70	11.7	-	3	54	18.0	-
1955	16	282	17.6	1	15	418	27.9	0	0	0	0.0	0
1956	2	26	13.0	0	4	121	30.2	0	0	0	0.0	0
CAREER	29	437	15.1	1	26	628	24.2	-	3	54	18.0	-

RON MIX, RT, 6-3, 215, Inglewood (Hawthorne), #74

1959 All-American...1957-58-59 letterman...1959 team went 8-2 and was 14th in final AP poll...USC's team co-captain in 1959...A 1959 All-Conference first teamer...Won USC's Lineman of the Year Award in 1959...Played in 1960 Hula Bowl...USC's interception leader in 1957 (1 interception)...Was drafted in the 1960 NFL draft by the Colts (first round) and also in the AFL draft by the Patriots and played for the L.A.-San Diego Chargers (1960-69) and Oakland Raiders (1971)...Inducted into the Pro Football Hall of Fame in 1979...Inducted into USC Athletic Hall of Fame in 1997...Inducted into the Jewish Sports Hall of Fame...Born 3-10-38 in Los Angeles, Calif...After USC and NFL, became a lawyer

Year	INT	YDS	AVG	TD
1957	1	0	0.0	0
1958	0	0	0.0	0
1959	0	0	0.0	0
CAREER	0	0	0.0	0

MARLIN McKEEVER, RE-FB, 6-1, 230, Los Angeles (Mt. Carmel), #86

A 2-time All-American (1959-60)...1958-59-60 letterman...1959 team went 8-2 and was 14th in final AP poll...A 3-time All-Conference first teamer (1958-60)...Won USC's Lineman of the Year Award in 1960...Named USC's Player of the Game versus UCLA in 1960...Played in the 1960 East-West Shrine Game and 1961 College All-Star Game and Hula Bowl...USC's first Playboy Pre-Season All-American (in 1960, along with twin Mike)...USC's receiving leader in 1959 (9 catches) and 1960 (15 catches)...USC's punting leader in 1958 (670 yards) and 1960 (1444 yards)...A 1959 Academic All-American first teamer...Was drafted in the 1961 NFL draft by the Rams (first round) and also in the AFL draft by the Chargers (third round) and played for the Los Angeles Rams (1961-66 and 1971-72), Minnesota Vikings (1967), Washington Redskins (1968-70) and Philadelphia Eagles (1973)...Inducted into USC Athletic Hall of Fame in 1995...Also was on USC's 1959 track team (shot put and discus)...Twin brother, Mike, was a left guard for USC (1958-60)...Born 1-1-40 in Cheyenne, Wyo...After USC and NFL, became a stock broker and insurance executive...Died 10-27-06 in Long Beach, Calif., at age 66

Year	REC	YDS	AVG	TD	P	YDS	AVG	TAC	FR	DFL
1958	6	105	17.5	1	19	670	35.3	71	2	2
1959	9	107	11.9	0	0	0	0.0	66	3	4
1960	15	218	14.5	1	39	1444	37.0	-	-	-
CAREER	30	430	14.3	2	58	2114	36.4	-	-	-

Year	KOR	YDS	AVG	TD	PR	YDS	AVG	TD	TCB	YDS	AVG	TD
1958	2	14	7.0	0	6	23	3.8	0	0	0	0.0	0
1959	0	0	0.0	0	0	0	0.0	0	0	0	0.0	0
1960	1	7	7.0	0	0	0	0.0	0	4	26	6.5	-
CAREER	3	21	7.0	0	6	23	3.8	0	4	26	6.5	-

MIKE McKEEVER, LG, 6-1, 230, Los Angeles (Mt. Carmel), #68

1959 All-American...1958-59-60 letterman...1959 team went 8-2 and was 14th in final AP poll...USC's co-captain in 1960...Inducted into the National Football Foundation College Football Hall of Fame in 1987...A 1959 All-Conference first teamer...Won USC's Davis-Teschke (Most Inspirational Player) Award in 1959...Won USC's Football Alumni Club Award (senior with the highest GPA) in 1960...USC's first Playboy Pre-Season All-American (in 1960, along with twin Marlin)...A 2-time Academic All-American first teamer (1959-60)...His 1960 senior season at USC was curtailed in midseason because of a head injury suffered in a game (resulting in 2 blood clots on his brain which required surgery)...Was drafted in the 1961 NFL draft by the Rams (13th round) and also in the AFL draft by the Chargers (30th round)...Inducted into USC Athletic Hall of Fame in 1995...Also was on USC's 1959 track team (shot put and discus)...Twin brother, Marlin, was a right end and fullback for USC (1958-60)...Born 1-1-40 in Cheyenne, Wyo...After USC, was in the construction business...Died 8-24-67 in Montebello, Calif., after spending 22 months in a coma following an automobile accident

Year	TAC	FR	DFL	INT	YDS	AVG	TD
1958	92	0	1	0	0	0.0	0
1959	107	0	2	0	0	0.0	0
1960	-	-	-	1	0	0.0	0
CAREER	-	-	-	1	0	0.0	0

HAL BEDSOLE, LE, 6-5, 221, Northridge (Reseda/Pierce JC), #19

1962 consensus All-American...1961-62-63 letterman...Was a member of USC's 1962 national championship team which went 11-0...Played in the 1963 Rose Bowl, catching 2 touchdown passes...Inducted into the National Football Foundation College Football Hall of Fame in 2012...A 2-time All-Conference first teamer (1961-62)...Played in the 1964 Coaches All-America Game, College All-Star Game and Hula Bowl...Was a 1963 Playboy Pre-Season All-American...USC's receiving leader in 1961 (27 catches) and 1962 (33 catches)...USC's scoring leader in 1961 (38 points) and 1962 (68 points)...Set the USC career record for highest average per catch (30 or more) at 20.94...Was the first Trojan to have 200 receiving yards in a game (201 yards versus California in 1962)...Had 5 100-yard receiving games in his career...Was drafted in the 1964 NFL draft by the Vikings (second round) and also in the AFL draft by the Chiefs (eighth round) and played for the Vikings from 1964-66...Nickname was "Prince Hal"...Inducted into USC Athletic Hall of Fame in 2001...Born 12-21-41 in Chicago, Ill...After USC and NFL, was a radio broadcast sales manager and in business marketing...Died 12-22-17 in Scottsdale, Ariz., at age 76.

Year	REC	YDS	AVG	TD	2XP
1961	27	525	19.4	6	1
1962	33	827	25.1	11	1
1963	22	365	16.6	3	0
CAREER	82	1717	20.9	20	2

DAMON BAME, LG-LB, 5-11, 192, Glendale (Glendale/Glendale CC), #64

A 2-time All-American (1962-63)...1962-63 letterman...Was a member of USC's 1962 national championship team which went 11-0...Played in the 1963 Rose Bowl...A 2-time All-Conference first teamer (1962-63)...Twice won USC's Lineman of the Year Award in (1962-63)...Played in the 1964 Hula Bowl...Was a 1963 Playboy Pre-Season All-American...After USC, was an assistant football coach at San Jose State, Long Beach State and New Mexico, with Hawaii of the WFL and at Corona del Mar High and was head coach at El Segundo High, then worked in the industrial silver recovery industry...Died 6-26-20 in Riverside, Calif., at age 77

Year	INT	YDS	AVG	TD
1962	4	67	16.8	0
1963	0	0	0.0	0
CAREER	4	67	16.8	0

BILL FISK, RG, 6-0, 220, San Gabriel (San Gabriel), #61

1964 All-American...1962-63-64 letterman...USC was 25-6 during his career... Was a member of USC's 1962 national championship team which went 11-0... Played in the 1963 Rose Bowl...USC was 10th in the final AP poll in 1964...USC's co-captain in 1964...A 1964 All-Conference first teamer...Won USC's Lineman of the Year Award in 1964...Won USC's Football Alumni Club Award (senior with the highest GPA) in 1964...Played in the 1964 East-West Shrine Game and 1965 Hula Bowl...Father, Bill, lettered at USC for 3 years (1937-38-39) and played in 2 Rose Bowls, then played professionally before becoming a USC assistant coach from 1949-56...After USC, became football coach at Mt. San Antonio Junior College...Died 10-3-19 in Elizabeth, Colo., at age 75



USC ALL-AMERICANS

MIKE GARRETT, LHB, 5-9, 185, Los Angeles (Roosevelt), #20

USC's first Heisman Trophy winner (1965)...Began the legacy of USC's I-formation tailbacks...A 2-time All-American (1964-65), including a unanimous pick in 1965...1963-64-65 letterman...USC was 21-8-1 during his career and won the 1964 conference title...USC was 10th in the final AP polls in 1964 and 1965...USC's co-captain in 1965...Set 14 NCAA, conference and USC records in his career (including then-NCAA-record 3221 career rushing yards)...Inducted into the National Football Foundation College Football Hall of Fame in 1985...Won the NCAA Silver Anniversary Award in 1991...Won the 1965 Voit Trophy (outstanding player on the Pacific Coast)...Won the 1965 Pop Warner Award (most valuable senior on the Pacific Coast)...Named the Amateur Athletic Foundation Southern California Athlete of the Year in 1965...A 3-time All-Conference first teamer (1963-65)...Won USC's Back of the Year Award 3 times (1963-64-65)...Won USC's Davis-Teschke (Most Inspirational Player) Award in 1965...Won USC's Player of the Game versus UCLA Award in 1964 and 1965...Played in the 1965 East-West Shrine Game and 1966 Coaches All-America Game, College All-Star Game and Hula Bowl... Was a 1964 and 1965 Playboy Pre-Season All-American...USC's first 1000-yard rusher in 38 years...Had 14 100-yard rushing games in his career...First player to lead USC and conference in rushing 3 consecutive years (833 yards in 1963, 948 yards in 1964 and NCAA-leading and USC-record 1440 yards in 1965)... USC's total offense leader in 1965 (1482 yards)...USC's and conference's scoring leader in 1964 (62 points) and 1965 (96 points)...USC's punt return leader in 1964 (173 yards) and 1965 (235 yards)...USC's kickoff return leader in 1963 (352 yards) and 1964 (253 yards)...Is seventh on USC's career rushing list (3221 yards)...Is 23rd on USC's career total offense list (3269 yards)...Is ninth on USC's career punt return list (498 yards)...Is 14th on USC's kickoff return list (694 yards)...Set USC game record for most yards on punt returns (162 yards) and share of Pac-10 record for most punt returns for a touchdown in a game (2), both against California in 1965...Also played cornerback on defense...Also played baseball at USC, earning All-League honors while hitting .309 in 1965 as an outfielder (he was drafted by the Pittsburgh Pirates and Los Angeles Dodgers)...Nickname was "Iron Mike" or "The Duck"...Was drafted in the 1966 NFL draft by the Rams (second round) and also in the AFL draft by the Chiefs (20th round) and played for the Chiefs (1966-70) and Chargers (1970-73)... Played in Super Bowls I and IV...Inducted into USC Athletic Hall of Fame in 1994...Made Pac-12 All-Century Team in 2015...Was USC's athletic director from 1993 to 2010 after serving as USC associate athletic director (1990-92), then was A.D. at Langston and Cal State L.A...Also was director of business development for the Great Western Forum (1988-90), worked for the San Diego district attorney's office and as a youth counselor, held management positions in the retail, construction and real estate industries, and did TV football color commentary...Born 4-12-44 in Los Angeles, Calif.

Year	TCB	YDS	AVG	TD	2XP	PA	PC	PI	PCT	YDS	TD
1963	128	833	6.5	3	2	1	1	0	1.000	6	1
1964	217	948	4.4	9	2	1	0	1	.000	0	0
1965	267	1440	5.4	13	0	4	2	1	.500	42	2
CAREER	612	3221	5.3	25	4	6	3	2	.500	48	3

Year	REC	YDS	AVG	TD	PR	YDS	AVG	TD	KOR	YDS	AVG	TD
1963	10	78	7.8	1	14	90	6.4	0	15	352	23.5	0
1964	17	227	13.4	1	17	173	10.2	0	10	253	23.7	0
1965	9	94	10.4	1	13	235	18.1	2	4	89	22.3	0
CAREER	36	399	11.1	3	44	498	11.3	2	29	694	23.9	0

Year	INT	YDS	AVG	TD
1963	1	12	12.0	0
1964	0	0	0.0	0
1965	0	0	0.0	0
CAREER	1	12	12.0	0

NATE SHAW, DHB, 6-2, 192, San Diego (Lincoln/San Diego JC), #89

1966 consensus All-American...1964-65-66 letterman...USC was 21-9-1 during his career and won 2 conference titles...USC was 10th in the final AP polls in 1964 and 1965...Played in the 1967 Rose Bowl...USC's co-captain in 1966...A 2-time All-Conference first teamer (1965-66)...Played in the 1967 Hula Bowl... USC's interception leader in 1964 (3 interceptions) and 1966 (5 interceptions)... Is tied for 18th on USC's career interception list (10 interceptions)...Was drafted in the fifth round of the 1967 NFL draft by the Rams and played for the Rams in 1969 and 1970...Born 5-20-45 in San Diego, Calif... After USC and NFL, was an assistant football coach at Los Angeles Southwest Junior College, Oregon State and USC (1980-86), then worked in hotel sales and owned a plumbing business

Year	INT	YDS	AVG	TD
1964	3	40	13.3	0
1965	2	28	14.0	0
1966	5	97	19.4	0
CAREER	10	165	16.5	0

RON YARY, OT-DT, 6-5, 245, Bellflower (Bellflower/Cerritos JC), #77

USC's only (and the West Coast's first) Outland Trophy winner (1967)...A 2-time All-American (consensus in 1966 and unanimous in 1967)...1965-66-67 letterman...USC was 24-7-1 in his career and won 2 conference titles...Was a member of USC's 1967 national championship team (the 1965 team was ranked 10th in the final AP poll)...Played in 2 Rose Bowls (1967 and 1968)...Inducted into the National Football Foundation College Football Hall of Fame in 1987 and the Rose Bowl Hall of Fame in 2012...A 3-time All-Conference first teamer (1965-67), the first year as a defensive tackle and the last 2 as an offensive tackle...Played in the 1968 Coaches All-America Game, College All-Star Game and Hula Bowl...Was a 1967 Playboy Pre-Season All-American...Was chosen by the Vikings as the No. 1 pick (USC's first ever) of the 1968 NFL draft and played for the Vikings (1968-82) and Rams (1982)...Played in Super Bowls IV, XIII, IV and XI...Inducted into Pro Football Hall of Fame in 2001...Inducted into USC Athletic Hall of Fame in 1997...Made Pac-12 All-Century Team in 2015... Brother, Wayne, was an offensive guard for USC (1969-70)...Born 8-16-46 in Chicago, Ill...After USC and NFL, became owner of a photography, printing and publishing business

D.J. SIMPSON, LHB, 6-2, 207, San Francisco (Galileo/San Francisco CC), #32

USC's second Heisman Trophy winner (1968), winning the award by the most one-sided margin in history...USC's first 2-time unanimous All-American (1967-68)...1967-68 letterman...USC was 19-2-1 in his career and won 2 conference titles...Was a member of USC's 1967 national championship team (the 1968 team was ranked fourth in the final AP poll)...Played in 2 Rose Bowls (1968 and 1969), scoring 3 touchdowns overall and being named Rose Bowl Player of the Game in 1968...USC's co-captain in 1968...Equaled or bettered 19 NCAA, conference and USC records in his career (including then-NCAA-record 1709 rushing yards in 1968)...Inducted into the National Football Foundation College Football Hall of Fame in 1983...Won the Walter Camp Award (national player of the year) in 1967 and 1968...Won the 1968 Maxwell Award (nation's top player)...Won the 1968 Voit Trophy (outstanding player on the Pacific Coast)...Won the 1968 Pop Warner Award (most valuable senior on the Pacific Coast)...Was runnerup in 1967 Heisman Trophy voting...Inducted into the Rose Bowl Hall of Fame in 1993...Named the Amateur Athletic Foundation Southern California Athlete of the Year in 1967...A 2-time All-Conference first teamer (1967-68)...Won USC's MVP Award twice (1967-68)...Won USC's Back of the Year Award twice (1967-68)...Won USC's Player of the Game versus UCLA Award twice (1967-68)...Played in the 1969 Hula Bowl...Was a 1968 Playboy Pre-Season All-American...Had 17 100-yard rushing games in his career...His 64-yard game-winning TD run in the fourth quarter of the 1967 UCLA game (giving USC a Rose Bowl berth and the national championship) is one of the most famous runs in college football history...NCAA's rushing leader in 1967 (1543 yards) and 1968 (1880 yards)...NCAA's all-purpose running leader in 1967 (1700 yards) and 1968 (1966 yards)...USC's total offense leader in 1967 (1576 yards) and 1968 (1895 yards)...Conference's scoring leader in 1967 (78 points) and 1968 (138 points)...USC's receiving leader in 1968 (26 catches)...USC's kickoff return leader in 1967 (204 yards)...Is sixth on USC's career rushing list (3423 yards)...Is 22nd on USC's career total offense list (3471 yards)...Was chosen by the Bills as the No. 1 pick of the 1969 NFL draft and played for the Bills (1969-77) and 49ers (1978-79)...Set the NFL season rushing record of 2003 yards in 1973 and finished his career as the NFL's second leading career rusher...Inducted into the Pro Football Hall of Fame in 1985...Inducted into USC Athletic Hall of Fame in 1994...Made Pac-12 All-Century Team in 2015... Nickname was Juice...Also ran track at USC (1967-68) and ran a leg on Troy's world record-setting 440-yard relay team in 1967 (USC won the NCAA team title in 1967 and 1968)...Born 7-9-47 in San Francisco, Calif...After USC and NFL, became an actor and television sports commentator

Year	TCB	YDS	AVG	TD	PA	PC	PI	PCT	YDS	TD
1967	291	1543	5.3	13	6	3	0	.500	33	3
1968	383	1880	4.9	23	5	1	1	.200	15	0
CAREER	674	3423	5.1	36	11	4	1	.364	48	3

Year	REC	YDS	AVG	TD	KOR	YDS	AVG	TD
1967	10	109	10.9	0	8	204	25.5	0
1968	26	211	8.1	0	7	151	21.6	0
CAREER	36	320	8.9	0	15	355	23.7	0

ADRIAN YOUNG, LB, 6-1, 210, La Mirada (Bishop Amat), #50

1967 consensus All-American...1965-66-67 letterman...USC was 24-7-1 in his career and won 2 conference titles...Was a member of USC's 1967 national championship team (the 1965 team was ranked 10th in the final AP poll)... Played in 2 Rose Bowls (1967 and 1968)...USC's co-captain in 1967...A 1967 All-Conference first teamer...Won USC's Davis-Teschke (Most Inspirational Player) Award in 1967...Played in the 1968 Coaches All-America Game, College All-Star Game and Hula Bowl...Tied a Pac-10 record with 4 interceptions in a game (versus Notre Dame, 1967)...Was drafted in the third round of the 1968 NFL draft by the Eagles and played for the Eagles (1968-72), Lions (1972) and Bears (1973)...Inducted into USC Athletic Hall of Fame in 1997...Born 1-31-46 in Dublin, Ireland

Year	INT	YDS	AVG	TD
1965	1	29	29.0	0
1966	2	46	23.0	0
1967	4	24	6.0	0
CAREER	7	99	14.1	0



TIM ROSSOVICH, DE, 6-5, 235, Mountain View (St. Francis), #88

1967 consensus All-American...1965-66-67 letterman...USC was 24-7-1 in his career and won 2 conference titles...Was a member of USC's 1967 national championship team (the 1965 team was ranked 10th in the final AP poll)... Played in 2 Rose Bowls (1967 and 1968) and kicked a PAT in the 1967 game... USC's co-captain in 1967...A 1967 All-Conference first teamer...Won USC's Lineman of the Year Award in 1967...Played in the 1968 Coaches All-America Game and College All-Star Game...Was drafted in the first round of the 1968 NFL draft by the Eagles and played for the Eagles (1968-71), Chargers (1972-73) and Oilers (1976)...Inducted into the USC Athletic Hall of Fame in 2015...After USC and NFL, became an actor and stuntman...Died 12-6-18 in Sacramento, Calif., at age 72

Year	INT	YDS	AVG	TD
1965	0	0	0.0	0
1966	1	36	36.0	0
1967	0	0	0.0	0
CAREER	1	36	36.0	0

MIKE BATTLE, DHB-S, 6-1, 175, Lawndale (Lawndale/Long Beach CC), #17

1968 All-American...1966-67-68 letterman...USC was 26-6-1 in his career and won 3 conference titles...Was a member of USC's 1967 national championship team (the 1968 team was ranked fourth in the final AP poll)...Played in 3 Rose Bowls (1967-68-69)...A 1967 All-Conference first teamer...USC's punt return leader in 1966 (219 yards), 1967 (608 yards, tops in the NCAA) and 1968 (230 yards)...USC's interception leader in 1967 (5 interceptions)...Is second on USC's career punt return list (1014 yards)...Is tied for sixth on USC's career interception list (13 interceptions)...Set USC career record for most punt returns (99)...Set USC season records for most punt returns (49 in 1967, a Pac-10 record) and punt return yards (608 in 1967)...Nickname was "Razor"... Was drafted in the 13th round of the 1969 NFL draft by the Jets and played for the Jets in 1969 and 1970...Uncle, Art, lettered at halfback for USC in 1946-48-49...Born 7-9-46 in South Gate, Calif...After USC and NFL, he was involved in the oil business

Year	INT	YDS	AVG	TD	PR	YDS	AVG	TD	KOR	YDS	AVG	TD
1966	4	15	3.8	0	22	219	9.8	1	1	5	5.0	0
1967	5	87	17.4	0	49	608	12.4	2	1	16	16.0	0
1968	4	46	11.5	0	32	230	7.2	0	0	0	0.0	0
CAREER	13	148	11.5	0	991	014	10.2	3	2	21	10.5	0

JIMMY GUNN, DE, 6-1, 210, San Diego (Lincoln), #83

1969 consensus All-American...1967-68-69 letterman...USC was 29-2-2 in his career and won 3 conference titles...Was a member of USC's 1967 national championship team (the 1968 team was ranked fourth in the final AP poll and the 1969 team was ranked third in the final AP poll)...Played in 3 Rose Bowls (1968-69-70)...USC's co-captain in 1969...A 2-time All-Conference first teamer (1968-69)...Was USC's Lineman of the Year in 1969...Played in 1970 Hula Bowl...Was a 1969 Playboy Pre-Season All-American...Was drafted in the 13th round of the 1970 NFL draft by the Bears and played for the Bears (1970-75, Giants (1975) and Buccaneers (1976)...Inducted into USC Athletic Hall of Fame in 2001...Born 11-27-48 in Augusta, Ark...After USC and NFL, became a business executive and real estate developer...Died 4-11-15 in Los Angeles, Calif., at age 66

Year	INT	YDS	AVG	TD
1967	0	0	0.0	0
1968	1	11	11.0	0
1969	1	0	0.0	0
CAREER	2	11	11.0	0

AL COWLINGS, DT, 6-5, 245, San Francisco (Galileo/San Francisco CC), #72

1969 All-American...1968-69 letterman...USC went 19-1-2 in his career and won 2 conference titles...USC was fourth in the final AP poll in 1969 and third in 1970...Played in 2 Rose Bowls (1969-70)...Was a 1969 All-Conference first teamer...Won USC's Davis-Teschke (Most Inspirational Player) Award in 1969... Won USC's Player of the Game versus UCLA Award in 1969...Played in the 1970 Senior Bowl and College All-Star Game...Was drafted in the first round of the 1970 NFL draft by the Bills and played for the Bills (1970-72), Oilers (1973-74), Rams (1975 and 1977), Seahawks (1976) and 49ers (1979)...Inducted into USC Athletic Hall of Fame in 2009...Born 6-16-47 in San Francisco, Calif...After USC and NFL, became a businessman and actor

SID SMITH, DT, 6-4, 267, Long Beach (Long Beach Wilson), #77

1969 All-American...1968-69 letterman...USC went 19-1-2 in his career and won 2 conference titles...USC was fourth in the final AP poll in 1969 and third in 1970...Played in 2 Rose Bowls (1969-70)...Was a 2-time All-Conference first teamer (1968-69)...Played in the 1970 College All-Star Game...Was a 1969 Playboy Pre-Season All-American...Was drafted in the first round of the 1970 NFL draft by the Chiefs and played for the Chiefs (1970-72) and Oilers (1974)... Born 7-6-48 in Wichita, Kan.

CLARENCE DAVIS, TB, 5-11, 195, Los Angeles (Washington/East Los Angeles JC), #28

1969 All-American...1969-70 letterman...USC went 16-4-2 in his career and won the 1969 conference title...USC was third in the final AP poll in 1969 and 15th in 1970...Played in the 1970 Rose Bowl...Was a 2-time All-Conference first teamer (1969-70)...Won USC's Back of the Year Award twice (1969-70)...Played in the 1971 Senior Bowl...USC's rushing leader in 1969 (a conference-high 1351 yards) and 1970 (972 yards)...USC's total offense leader in 1969 (1351 yards)... USC's scoring leader in 1969 (54 points) and 1970 (66 points)...Pac-10's kickoff return leader in 1970 (444 yards)...Is 15th on USC's career rushing list (2323 yards)...Had 9 100-yard rushing games in his career...Was drafted in the fourth round of the 1971 NFL draft by the Raiders and played for the Raiders from 1971 to 1978...Played in Super Bowl XI...Inducted into USC Athletic Hall of Fame in 2012...Born 6-28-49 in Birmingham, Ala.

Year	TQB	YDS	AVG	TD	REC	YDS	AVG	TD	KO	YDS	AVG	TD
1969	297	1351	4.5	9	3	20	6.7	0	2	33	16.5	0
1970	214	972	4.5	9	11	203	18.5	2	14	444	31.8	1
CAREER	511	2323	4.5	18	14	223	15.9	2	16	477	29.8	1

CHARLES WEAVER, DE, 6-2, 214, Richmond (Richmond/Arizona Western College), #84

1970 consensus All-American...1969-70 letterman...USC went 16-4-2 in his career and won the 1969 conference title...USC was third in the final AP poll in 1969 and 15th in 1970...Played in the 1970 Rose Bowl...USC's co-captain in 1970...Was a 1970 All-Conference first teamer...Won USC's Davis-Teschke (Most Inspirational Player) Award in 1970...Played in the 1970 Shrine East-West Game and the 1971 Hula Bowl, College All-Star Game and Coaches All-America Game...Was a 1970 Playboy Pre-Season All-American...Was drafted in the second round of the 1971 NFL draft by the Lions and played for the Lions (1971-81) and Redskins (1981)...Inducted into USC Athletic Hall of Fame in 2018... Born 7-12-49 in Greenwood, Miss.

Year	INT	YDS	AVG	TD
1969	1	7	7.0	0
1970	0	0	0.0	0
CAREER	1	7	7.0	0

MARV MONTGOMERY, DT, 6-6, 255, Granada Hills (Sylmar/Los Angeles Valley State), #78

1970 All-American...1969-70 letterman...USC went 16-4-2 in his career and won the 1969 conference title...USC was third in the final AP poll in 1969 and 15th in 1970...Played in the 1970 Rose Bowl...Played in the 1971 Senior Bowl and College All-Star Game...Was drafted in the first round of the 1971 NFL draft by the Broncos and played for the Broncos (1971-76), Saints (1976-77) and Falcons (1978)...Born 2-8-48 in Torrance, Calif.

JOHN VELLA, DT, 6-4, 256, Van Nuys (Notre Dame), #75

1971 All-American...1969-70-71 letterman...USC went 22-8-2 in his career and won the 1969 conference title...USC was third in the final AP poll in 1969, 15th in 1970 and 20th in 1971...Played in the 1969 Rose Bowl...USC's co-captain in 1971...Was a 1971 All-Conference first teamer...Won USC's Lineman of the Year Award in 1971...Played in the 1972 Hula Bowl...Was drafted in the second round of the 1972 NFL draft by the Raiders and played for the Raiders (1972-79) and Vikings (1980)...Played in Super Bowl XI...Brother, Chris, lettered at tight end for USC in 1971 and 1972...Born 4-21-50 in Cleveland, Ohio

WILLIE HALL, LB-DE, 6-3, 214, New Britain, CT (Pulaski/Arizona Western College), #83

1971 All-American...1970-71 letterman...USC went 12-8-2 in his career...USC was 15th in the final AP poll in 1970 and 20th in 1971...USC's co-captain in 1971...Was a 1971 All-Conference first teamer...Won USC's MVP Award in 1971...Won USC's Player of the Game versus Notre Dame Award in 1970...Won USC's Gloomy Gus Henderson (most minutes played) Award in 1971...Played in the 1971 Shrine East-West Game and 1972 College All-Star Game...Also was on 1971 USC track team...Was drafted in the second round of the 1972 NFL draft by the Saints and played for the Saints (1972-73) and Raiders (1975-78)...Played in Super Bowl XI...Born 9-29-49 in Montrose, Ga.

CHARLES YOUNG, TE, 6-4, 228, Fresno (Edison), #89

1972 unanimous All-American...1970-71-72 letterman...USC went 24-8-2 in his career...Was a member of USC's 1972 national championship team...USC was 15th in the final AP poll in 1970 and 20th in 1971...Played in 1973 Rose Bowl... Inducted into National Football Foundation's College Football Hall of Fame in 2004...Was a 1972 All-Conference first teamer...Shared USC's Lineman of the Year Award in 1972 (with John Grant)...Played in 1973 Hula Bowl and Coaches All-America Game...Was a 1972 Playboy Pre-Season All-American...USC's pass receiving leader in 1972 (29 catches)...Nickname was "Tree"...Was drafted in the first round (sixth pick) of the 1973 NFL draft by the Eagles and played for the Eagles (1973-76), Rams (1977-79), 49ers (1980-82) and Seahawks (1983-85)...Played in Super Bowls XIV and XVI...Inducted into the USC Athletic Hall of Fame in 2007...Made Pac-12 All-Century Team in 2015...Daughters Candace, Cerenity and Chanel competed on the USC track team...Born 2-5-51 in Fresno, Calif.

Year	REC	YDS	AVG	TD
1970	16	322	21.1	1
1971	23	298	12.9	6
1972	29	470	16.2	3
CAREER	68	1090	16.1	10



USC ALL-AMERICANS

RICHARD WOOD, ILB, 6-2, 213, Elizabeth, NJ (Jefferson), #83

USC's first 3-year All-American first teamer and the first 3-year selectee by AP from the West Coast...1972-73-74 All-American (consensus in 1973 and 1974)...1972-73-74 letterman...USC went 31-2-2 in his career...Was a member of USC's 1972 and 1974 national championship teams...USC was eighth in the final AP poll in 1973...Played in 1973-74-75 Rose Bowls...Inducted into National Football Foundation's College Football Hall of Fame in 2007...Was a 3-time All-Conference first teamer (1972-73-74)...USC captain in 1974...Won USC's Player of the Game versus UCLA Award in 1972...Played in 1975 Hula Bowl, Senior Bowl and College All-Star Game...Was a 1973 Playboy Pre-Season All-American...Nickname was "Batman"...Was drafted in the third round of the 1975 NFL draft by the Jets and played for Jets (1975) and Buccaneers (1976-84)...Inducted into USC Athletic Hall of Fame in 2003...Made Pac-12 All-Century Team in 2015...Born 5-31-53 in Elizabeth, N.J...After USC and NFL, became an assistant coach in the NFL and in Europe, a high school head coach (he was the 2002 Florida Coach of the Year) and a security officer

Year	INT	YDS	AVG	TD	TAC	DFL	FR
1972	5	56	11.2	1	-	-	-
1973	1	8	8.0	0	117	5	1
1974	1	5	5.0	0	89	5	1
CAREER	7	69	9.9	1	-	-	-

SAM CUNNINGHAM, FB, 6-3, 212, Santa Barbara (Santa Barbara), #39

1972 All-American...1970-71-72 letterman...USC went 24-8-2 in his career...Was a member of USC's 1972 national championship team...USC was 15th in the final AP poll in 1970 and 20th in 1971...Played in 1973 Rose Bowl, scoring on 4 short touchdown dives and being named Rose Bowl Player of the Game...Inducted into the Rose Bowl Hall of Fame in 1992...USC captain in 1972...Won USC's Back of the Year Award in 1972...Inducted into National Football Foundation's College Football Hall of Fame in 2010...His performance at Alabama in 1970 (135 yards and 2 TDs on just 12 carries) convinced Bear Bryant to integrate Southern football...Played in 1973 Hula Bowl, College All-Star Game and Coaches All-America Game...Is 36th on USC's career rushing list (1579 yards)...Had 2 100-yard rushing games in his career...Nickname was "Sam Bam" (because of his goal line dives)...Was drafted in the first round (11th pick) of the 1973 NFL draft by the Patriots and played for the Patriots (1973-79 and 1981-82)...Brother, Randall, was an NFL quarterback...Inducted into USC Athletic Hall of Fame in 2001...Born 8-15-50 in Santa Barbara, Calif...After USC and NFL, became an owner of a landscaping business...Died 9-7-21 in Inglewood, Calif., at age 71.

Year	TCB	YDS	AVG	TD	REC	YDS	AVG	TD	KOR	YDS	AVG	TD
1970	76	488	6.4	5	16	167	10.4	2	0	0	0.0	0
1971	159	742	4.6	5	12	67	5.6	0	0	0	0.0	0
1972	102	349	3.4	13	6	59	9.8	0	2	20	10.0	0
CAREER	337	1579	4.7	23	34	293	8.6	2	2	20	10.0	0

PETE ADAMS, DT, 6-4, 258, San Diego (University/San Diego CC), #77

1972 All-American...1970-71-72 letterman...USC went 24-8-2 in his career...Was a member of USC's 1972 national championship team...USC was 15th in the final AP poll in 1970 and 20th in 1971...Played in 1973 Rose Bowl...Was a 1972 All-Conference first teamer...Played in the 1973 Hula Bowl, College All-Star Game and Coaches All-America Game...Was a 1972 Playboy Pre-Season All-American...Was drafted in the first round of the 1973 NFL draft by the Browns and played for the Browns (1974 and 1976)...Born 5-4-51 in San Diego, Calif...Died 3-6-19 in Leucadia, Calif., at age 67

JOHN GRANT, DT-DE, 6-5, 229, Boise, ID (Capital), #94

1972 All-American...1970-71-72 letterman...USC went 24-8-2 in his career...Was a member of USC's 1972 national championship team...USC was 15th in the final AP poll in 1970 and 20th in 1971...Played in 1973 Rose Bowl...USC captain in 1972...Was a 2-time All-Conference first teamer (1971-72)...Shared USC's Lineman of the Year Award in 1972 (with Charles Young)...Won USC's Trojan Club Award (most improved) in 1970...Played in the 1973 College All-Star Game and Coaches All-America Game...Was drafted in the seventh round of the 1973 NFL draft by the Broncos and played for the Broncos (1973-79)...Played in Super Bowl XII...Born 6-28-50 in Boise, Id.

LYNN SWANN, FL, 6-0, 180, San Mateo (Serra), #22

1973 consensus All-American...1971-72-73 letterman...USC went 27-6-2 in his career...Was a member of USC's 1972 national championship team...USC was 20th in the final AP poll in 1971 and eighth in 1973...Played in 1973 and 1974 Rose Bowls, catching a TD pass in 1973 game...USC captain in 1973...Inducted into the College Football Hall of Fame in 1993...Won the NCAA Silver Anniversary Award in 1999...Won the 1973 Pop Warner Award (given to the most valuable senior on the Pacific Coast)...Was a 1973 All-Conference first teamer...Won USC's MVP Award in 1973...Played in the 1974 Hula Bowl, Senior Bowl, College All-Star Game and Coaches All-America Game...Was a 1973 Playboy Pre-Season All-American...USC's receiving leader in 1971 (27 catches) and 1973 (42 catches, tops in the Pac-8)...USC's punt return leader in 1971 (157 yards), 1972 (253 yards, tops in the Pac-8) and 1973 (189 yards)...Is fourth on USC's career punt return list (599 yards)...Had 3 100-yard receiving games in career...Inducted into USC Athletic Hall of Fame in 2005...Made Pac-12 All-Century Team in 2015...Was drafted in first round of the 1974 NFL draft by the Steelers and played for the Steelers (1974-82)...Played in Super Bowls IX, X, XIII and XIV, earning MVP honors in Super Bowl X...Inducted into Pro Football Hall of Fame in 2001...Born 3-7-52 in Alcoa, Tenn...After USC and NFL, became a television sports commentator and now is USC's athletic director

Year	REC	YDS	AVG	TD	PR	YDS	AVG	TD	KOR	YDS	AVG	TD
1971	27	305	11.3	2	11	157	14.3	0	3	66	22.0	0
1972	26	543	20.9	3	19	253	13.3	1	0	0	0.0	0
1973	42	714	17.0	6	19	189	10.0	1	0	0	0.0	0
CAREER	95	1562	16.4	11	49	599	12.2	2	3	66	22.0	0

Year	TCB	YDS	AVG	TD	PA	PC	PI	PCT	YDS	TD
1971	1	-16	-16.0	0	0	0	0	.000	0	0
1972	11	117	10.6	0	1	0	0	.000	0	0
1973	14	99	7.1	0	0	0	0	.000	0	0
CAREER	26	200	7.7	0	0	0	0	.000	0	0

BOOKER BROWN, OT-OG, 6-3, 270, Santa Barbara (Santa Barbara/Santa Barbara CC), #63

1973 consensus All-American...1972-73 letterman...USC went 20-1-1 in his career...Was a member of USC's 1972 national championship team...USC was eighth in the final AP poll in 1973...Played in 1973 and 1974 Rose Bowls...Was a 1973 All-Conference first teamer...Won USC's Lineman of the Year Award in 1973...Played in the 1974 Hula Bowl...Was drafted in the sixth round of the 1974 NFL draft by the Oilers and played for the Chargers (1975-77), as well as in the World Football League...Born 9-25-52 in Dession, Miss.

ARTIMUS PARKER, S, 6-3, 215, Sacramento (Sacramento), #14

1973 consensus All-American...1971-72-73 letterman...USC went 27-6-2 in his career...Was a member of USC's 1972 national championship team...USC was 20th in the final AP poll in 1971 and eighth in 1973...Played in 1973 and 1974 Rose Bowls...USC captain in 1973...Was a 1973 All-Conference first teamer...Played in the 1974 Hula Bowl, Senior Bowl and College All-Star Game...Led USC in interceptions in 1971 (6), 1972 (6) and 1973 (8, tops in the Pac-8)...Is USC's career interception leader (20)...Nickname was Tee...Was drafted in the 12th round of the 1974 NFL draft by the Eagles and played for the Eagles (1974-76) and Jets (1977)...Born 1-15-52 in Winston Salem, N.C...Died 5-31-04 in Sacramento, Calif., at age 52

Year	INT	YDS	AVG	TD	TAC	DFL	FR
1971	6	61	10.1	0	-	-	-
1972	6	107	17.8	0	-	-	-
1973	8	100	12.5	0	60	15	2
CAREER	20	268	13.4	0	-	-	-

STEVE RILEY, OT, 6-5, 255, Chula Vista (Castle Park), #78

1973 consensus All-American...1972-73 letterman...USC went 20-1-1 in his career...Was a member of USC's 1972 national championship team...USC was eighth in the final AP poll in 1973...Played in 1973 and 1974 Rose Bowls...Won USC's Trojan Club Award (most improved) in 1973...Played in the 1974 College All-Star Game...Was drafted in the first round of the 1974 NFL draft by the Vikings and played for the Vikings (1974-84)...Played in Super Bowls IX and XI...Born 11-23-52 in Chula Vista, Calif...Died 9-16-21 in Laguna Hills, Calif., at age 68.

ANTHONY DAVIS, TB, 5-9, 183, San Fernando (San Fernando), #28

1974 unanimous All-American...1972-73-74 letterman...USC went 31-2-2 in his career...Was a member of USC's 1972 and 1974 national championship teams...USC was eighth in the final AP poll in 1973...Played in 1973-74-75 Rose Bowls (including rushing for 157 yards with a TD in 1973 game and scoring a TD in 1974 game)...Was Heisman Trophy runnerup in 1974...Inducted into National Football Foundation's College Football Hall of Fame in 2005 and Rose Bowl Hall of Fame in 2021...Won 1972 and 1974 Voit Trophy (given to the outstanding player on the Pacific Coast)...Won 1974 Pop Warner Award (given to the most valuable senior on the Pacific Coast)...Was a 2-time All-Conference first teamer (1973-74)...Won USC's Back of the Year Award in 1974...Won USC's Player of the Game versus Notre Dame Award in 1972...Won USC's Player of the Game versus UCLA Award in 1974...Played in the 1975 Hula Bowl...Was a 1974 Playboy Pre-Season All-American...USC's rushing leader in 1972 (1191 yards), 1973 (1112 yards) and 1974 (1421 yards)...USC's total offense leader in 1974 (1430 yards)...USC's scoring leader in 1972 (114 points), 1973 (90 points) and 1974 (110 points)...USC's kickoff return leader in 1972 (468 yards), 1973 (409 yards) and 1974 (484 yards)...Is third on USC's career rushing list (3724 yards)...Is 19th on USC's career total offense list (3743 yards)...Is seventh on USC's career kickoff return list (1361 yards)...Set 1 Pac-10 career rushing record, 2 Pac-10 career kickoff return records, 1 NCAA season kickoff return record, 1 Pac-10 season kickoff return mark, 2 Pac-10 game scoring records, 1 USC game all-purpose record, 2 NCAA game kickoff return marks and 3 NCAA long play records...Had 17 100-yard rushing games in his career...Led NCAA in kickoff returns in 1974 (42.5 average)...Led Pac-8 in rushing in 1972 (94.0 average) and 1974 (123.1 average)...Led Pac-8 in scoring in 1972 (9.8 average) and 1974 (10.2 average)...Scored 11 touchdowns versus Notre Dame, including 6 in 1972 and 4 in 1974...Nickname was A.D...Was drafted in the second round of the 1975 NFL draft by the Jets and played for the Buccaneers (1977), Oilers (1978) and Rams (1978), as well as in the World Football League and Canadian Football League...Also was an outfielder on USC's 1973 and 1974 national championship baseball teams...Inducted into the USC Athletic Hall of Fame in 1999...Born 9-8-52 in Huntsville, Tex...After USC and NFL, became an actor and real estate developer



Year	TCB	YDS	AVG	TD	2XP	PA	PC	PI	PCT	YDS	TD
1972	207	1191	5.8	17	0	0	0	0	.000	0	0
1973	276	1112	4.0	14	0	1	1	0	1.000	10	1
1974	301	1421	4.7	13	1	1	1	0	1.000	9	1
CAREER	784	37244.8	44	1	2	2	0	1.000	19	2	

Year	KOR	YDS	AVG	TD	PR	YDS	AVG	TD	REC	YDS	AVG	TD
1972	12	468	39.0	2	7	52	7.4	0	18	132	7.3	0
1973	16	409	25.6	1	1	8	8.0	0	14	47	3.4	0
1974	12	484	40.3	3	0	0	0.0	0	15	96	6.4	2
CAREER	40	1361	34.0	6	8	60	7.5	0	47	275	5.9	2

CHARLES PHILLIPS, ROV-S-LB, 6-3, 208, Pasadena (Blair), #49
 1974 All-American...1972-73-74 letterman...USC went 31-2-2 in his career...Was a member of USC's 1972 and 1974 national championship teams...USC was eighth in the final AP poll in 1973...Played in 1973-74-75 Rose Bowls...Was a 1974 All-Conference first teamer...Won USC's Defensive Player of the Game versus Notre Dame Award in 1974...Played in the 1975 Senior Bowl, College All-Star Game and Coaches All-America Game...USC's interception leader in 1974 (7, tops in Pac-8)...Is tied for sixth on USC's career interception list (13, including 2 intercepted fumbles)...Set 2 NCAA season, 1 Pac-10 career, 2 Pac-10 game and 1 USC career records for interceptions...Was a second round pick in the 1975 NFL draft by the Raiders and played for the Raiders (1975-80)... Played in Super Bowl XI...Born 12-22-1952 in Greenville, Miss...After USC and NFL, became a child care counselor

Year	INT	YDS	AVG	TD	TAC	DFL	FR
1972	3	48	16.0	0	-	-	-
1973	3	15	5.0	0	54	9	0
1974	7	302	43.1	3	36	9	2
CAREER	13*	365	28.1	3	-	-	-

*includes 2 intercepted fumbles

BILL BAIN, OG-OT, 6-3, 268, Pico Rivera (St. Paul/U. of Colorado/San Diego CC), #66

1974 All-American...1973-74 letterman...USC went 19-3-2 in his career...Was a member of USC's 1974 national championship team...USC was eighth in the final AP poll in 1973...Played in 1974 and 1975 Rose Bowls...Was a 1974 All-Conference first teamer...Played in the 1975 College All-Star Game and Coaches All-America Game...Was a second round pick in the 1975 NFL draft by the Packers and played for the Packers (1975), Broncos (1976, 1978), Giants (1978), Rams (1979-85), Jets (1986) and Patriots (1986)...Played in Super Bowl XIV...Born 8-9-52 in Los Angeles, Calif.

JIM OBRADOVICH, TE, 6-2, 219, El Segundo (El Segundo/El Camino JC), #89

1974 All-American...1973-74 letterman...USC went 19-3-2 in his career...Was a member of USC's 1974 national championship team...USC was eighth in the final AP poll in 1973...Played in 1974 and 1975 Rose Bowls (he caught a TD pass in the 1975 game)...Was a 1974 All-Conference first teamer...Won USC's Gloomy Gus Henderson Award (most minutes played) in 1974...Played in the 1975 Senior Bowl and College All-Star Game...Was a seventh round pick in the 1975 NFL draft by the Giants and played for the Giants (1975), 49ers (1976) and Buccaneers (1978-83)...Brother, Steve, was a wide receiver for USC (1976)... Born 4-2-53 in Los Angeles, Calif...After USC and NFL, became a restaurant owner

Year	REC	YDS	AVG	TD
1973	17	284	16.7	1
1974	9	121	13.4	2
CAREER	26	405	15.6	3

RICKY BELL, TB-FB, 6-2, 218, Los Angeles (Fremont), #42

2-time unanimous All-American (1975-76)...1973-74-75-76 letterman...USC went 38-8-2 in his career...Was a member of USC's 1974 national championship team...USC was eighth in the final AP poll in 1973, 17th in 1975 and second in 1976...Played in 1974, 1975 and 1977 Rose Bowls and 1975 Liberty Bowl (was game's MVP with a 76-yard TD reception)...USC captain in 1976...Inducted into National Football Foundation's College Football Hall of Fame in 2003...Was Heisman Trophy runnerup in 1976 (was third in 1975)...Won 1976 Voit Trophy (outstanding player on the Pacific Coast)...Won 1976 Pop Warner Award (most valuable senior on the Pacific Coast)...Was 1976 Pac-10 Player of the Year... Was a 2-time All-Conference first teamer (1975-76)...Was USC's MVP in 1975 and 1976...Won USC's Back of the Year Award in 1975...Won USC's Player of the Game versus Notre Dame Award in 1975...Won USC's Player of the Game versus UCLA Award in 1975 and 1976...Played in the 1977 Hula Bowl and Japan Bowl...Was a 1976 Playboy Pre-Season All-American...USC's rushing leader in 1975 (1957 yards) and 1976 (1433 yards)...USC's total offense leader in 1975 (1957 yards)...USC's scoring leader in 1975 (88 points) and 1976 (86 points)...Is fourth on USC's career rushing list (3689 yards)...Is 20th on USC's career total offense list (3689 yards)...Set Pac-10 season rushing record for juniors (1957 yards in 1975)...Set USC game records for rushing yards and carries (347 yards on 51 carries at Washington State in 1976)...Had 16 100-yard rushing games... Led Pac-8 in rushing in 1975 (170.5 average, tops in the NCAA) and 1976 (141.7 average)...Was chosen by the Buccaneers as the No. 1 pick of the 1977 NFL draft and played for the Buccaneers (1977-81) and Chargers (1982)...Inducted into USC Athletic Hall of Fame in 1997...Born 4-8-55 in Houston, Tex...After USC and NFL, was a restaurant owner...Died 11-28-84 in Inglewood, Calif., of heart disease at age 29

Year	TCB	YDS	AVG	TD	2XP	REC	YDS	AVG	TD
1973	0	0	0.0	0	0	0	0	0.0	0
1974	45	299	6.6	1	0	0	0	0.0	0
1975	385	1957	5.1	13	2	4	100	25.0	1
1976	280	1433	5.1	14	1	14	85	6.1	0
CAREER	710	3689	5.2	28	3	18	185	13.2	1

MARVIN POWELL, DT, 6-5, 265, Fayetteville, NC (Seventy-First), #76

2-time All-American (1975-76)...1974-75-76 letterman...USC went 29-6-1 in his career...Was a member of USC's 1974 national championship team...USC was 17th in the final AP poll in 1975 and second in 1976...Played in 1975 and 1977 Rose Bowls and 1975 Liberty Bowl...Inducted into National Football Foundation's College Football Hall of Fame in 1994...Was a 3-time All-Conference first teamer (1974-75-76)...Played in the 1977 Hula Bowl and Japan Bowl...Was a 1976 Playboy Pre-Season All-American...Was drafted in the first round (fourth pick) of the 1977 NFL draft by the Jets and played for the Jets (1977-85) and Buccaneers (1986-87)...Son, Marvin III, was a fullback-tight end-safety for USC (1995-98)...Born 8-30-55 in Fort Bragg, N.C...After USC and NFL, became an attorney

DENNIS THURMAN, S-FL, 5-11, 173, Santa Monica (Santa Monica), #7

A 2-time All-American (consensus in 1976 and unanimous in 1977)...1974-75-76-77 letterman...USC went 37-10-1 in his career...Was a member of USC's 1974 national championship team...USC was 17th in the final AP poll in 1975, second in 1976 and 13th in 1977...Played in 1975 and 1977 Rose Bowls, 1975 Liberty Bowl and 1977 Bluebonnet Bowl...Was a 2-time All-Conference first teamer (1976-77)...Was USC's MVP in 1977...Won USC's Defensive Player of the Year Award in 1977...Played in the 1978 Senior Bowl...Was a 1977 Playboy Pre-Season All-American...Led USC in interceptions in 1976 (8, tops in the Pac-8)...Led USC in punt returns in 1976 (68 yards)...Is tied for sixth on USC's career interception list (13, including 2 intercepted fumbles)...Was drafted in the 11th round of the 1978 NFL draft by the Cowboys and played with the Cowboys (1978-85) and Cardinals (1986)...Played in Super Bowl XIII...After USC and NFL, became an assistant football coach with the NFL's Phoenix Cardinals, Baltimore Ravens, New York Jets and Buffalo Bills, World League's Ohio Glory and at USC (1993-2000)...Brother, Junior, was a defensive back for USC (1985-86)...Born 4-13-56 in Los Angeles, Calif.

Year	INT	YDS	AVG	TD	REC	YDS	AVG	TD	PR	YDS	AVG	TD
1974	2	98	49.0	1	0	0	0.0	0	10	68	6.8	0
1975	0	0	0.0	0	3	55	18.3	0	11	25	2.3	0
1976	8	170	21.3	1	0	0	0.0	0	17	68	4.0	0
1977	3	37	12.3	0	0	0	0.0	0	0	0.0	0	0
CAREER	13*	305	23.5	2	3	55	18.3	0	38	161	4.2	0

*includes 2 intercepted fumbles

Year	KOR	YDS	AVG	TD	TCB	YDS	AVG	TD	TAC	DFL	FR
1974	4	46	11.5	0	4	23	5.8	0	0	0	0
1975	1	26	26.0	0	3	38	12.7	0	12	1	0
1976	0	0	0.0	0	0	0	0.0	0	80	4	4
1977	0	0	0.0	0	0	0	0.0	0	77	6	0
CAREER	5	72	14.4	0	7	61	8.7	0	169	11	4

GARY JETER, DT, 6-4, 255, Cleveland, OH (Cathedral Latin), #79

1976 All-American...1973-74-75-76 letterman...USC went 38-8-2 in his career... Was a member of USC's 1974 national championship team...USC was eighth in the final AP poll in 1973, 17th in 1975 and second in 1976...Played in 1974, 1975 and 1977 Rose Bowls and 1975 Liberty Bowl...Was a 3-time All-Conference first teamer (1974-75-76)...Won USC's Defensive Player of the Year Award in 1975... Won USC's Special General Excellence Award in 1976...Played in the 1977 Hula Bowl and Japan Bowl...Was a 1976 Playboy Pre-Season All-American...Was drafted in the first round (fifth pick) of the 1977 NFL draft by the Giants and played with the Giants (1977-82), Rams (1983-88) and Patriots (1989)...Born 1-24-55 in Weirton, W. Va...After USC and NFL, became a bakery owner and NFL game-day assistant...Died 3-10-16 in Plainsboro, N.J., at age 61

Year	TAC	LS/YDS	DFL	FR	INT	YDS	AVG	TD
1973	49	-	1	1	1	1	1.0	0
1974	64	-	2	0	0	0	0.0	0
1975	66	7/40	8	1	0	0	0.0	0
1976	55	4/26	3	2	0	0	0.0	0
CAREER	234	-	14	4	1	1	1.0	0

CLAY MATTHEWS, ILB, 6-2, 232, Kenilworth, IL (New Trier East), #60

1977 All-American...1974-75-76-77 letterman...USC went 37-10-1 in his career... Was a member of USC's 1974 national championship team...USC was 17th in the final AP poll in 1975, second in 1976 and 13th in 1977...Played in 1975 and 1977 Rose Bowls, 1975 Liberty Bowl and 1977 Bluebonnet Bowl...USC captain in 1977...2-time All-Conference first teamer (1976-77)...Played in 1978 Hula Bowl...Inducted into USC Athletic Hall of Fame in 2005...Was drafted in the first round (12th pick) of the 1978 NFL draft by the Browns and played with the Browns (1978-93) and Falcons (1994-96)...Son, Kyle, was a walk-on safety for USC (2000-03) and son, Clay III, was a USC linebacker (2005-08)...Brother, Bruce, was an All-American offensive guard for USC (1980-82)...Born 3-15-56 in Palo Alto, Calif.



USC ALL-AMERICANS

Year	TAC	LS/YDS	DFL	FR	INT	YDS	AVG	TD
1974	25	-	0	0	0	0	0.0	0
1975	46	0/0	2	1	2	2	2.0	0
1976	112	5/17	1	2	0	0	0.0	0
1977	83	3/6	1	0	1	9	9.0	0
CAREER	266	-	4	3	2	11	5.5	0

PAT HOWELL, OG, 6-6, 255, Fresno (Fresno), #66

1978 unanimous All-American...1976-77-78 letterman...USC went 31-6 in his career...Was a member of USC's 1978 national championship team...USC was second in the final AP poll in 1976 and 13th in 1977...Played in the 1977 and 1979 Rose Bowls and 1977 Bluebonnet Bowl...2-time All-Conference first teamer (1977-78)...Won USC's Gloomy Gus Henderson (most minutes played) Award in 1978...Played in the 1979 Hula Bowl...Was a 1978 Playboy Pre-Season All-American...Was drafted in the second round of the 1979 NFL draft by the Falcons and played with the Falcons (1979-83) and Oilers (1983-85)...Inducted into the Fresno Athletic Hall of Fame in 1992...Son, Nick, was an offensive lineman at USC (2006-09)...Born 3-12-57 in Fresno, Calif...After USC and NFL, became a business owner

CHARLES WHITE, TB, 6-0, 185, San Fernando (San Fernando), #12

USC's third Heisman Trophy winner (1979)...2-time unanimous All-American (1978-79)...1976-77-78-79 letterman...USC went 42-6-1 in his career...Was a member of USC's 1978 national championship team...USC was second in the final AP poll in 1976, 13th in 1977 and second in 1979...Played in the 1977 (122 rushing yards and 1 TD), 1979 (99 rushing yards and 1 TD to earn Rose Bowl Co-MVP honors) and 1980 Rose Bowls (game-record 247 rushing yards and 1 TD to earn Rose Bowl MVP honors) and 1977 Bluebonnet Bowl (1 TD)...USC captain in 1979...Was fourth in 1978 Heisman Trophy voting...Inducted into National Football Foundation's College Football Hall of Fame in 1996...Won the Walter Camp Award (national player of the year) in 1979...Won the 1979 Maxwell Award (nation's top player)...Won the 1978 Voit Trophy (outstanding player on the Pacific Coast)...Won the 1979 Pop Warner Award (most valuable senior on the Pacific Coast)...Was the Pac-10 Player of the Year in 1978 and 1979...Inducted into the Rose Bowl Hall of Fame in 1990...Was a 3-time All-Conference first teamer (1977-78-79)...Was USC's MVP in 1978 and 1979...Won USC's Offensive Player of the Game versus UCLA Award in 1978 and 1979...Played in the 1980 Hula Bowl...Was a 2-time Playboy Pre-Season All-American (1978-79)...USC's rushing leader in 1977 (1478 yards), 1978 (1859 yards) and 1979 (2050 yards, second in USC history)...USC's total offense leader in 1978 (1854 yards)...USC's scoring leader in 1978 (86 points) and 1979 (114 points)...USC's kickoff return leader in 1976 (295 yards)...Set or equaled 22 NCAA, Pac-10, USC and Rose Bowl records...Finished career as NCAA's second-leading rusher (5598 regular-season yards) and Pac-10's top rusher (6245 yards, tops in USC history)...Ninth on USC's career total offense list (6240 yards)...Had 31 100-yard rushing games (10 in 1979)...Was NCAA's leading rusher in 1979 (180.3 average)...Was Pac-10's rushing leader in 1977 (117.4 average) and 1978 (146.7 average)...Was NCAA's all-purpose running yardage leader in 1978 (174.7 average) and 1979 (194.1 average)...Was Pac-10's scoring leader in 1978 (6.7 average) and 1979 (12.5 average)...Inducted into the USC Athletic Hall of Fame in 1995...Made Pac-12 All-Century Team in 2015...Named the Amateur Athletic Foundation Southern California Athlete of the Year in 1979...Was drafted in the first round of the 1980 NFL draft by the Browns and played for the Browns (1980-84) and Rams (1985-88)...Was on USC's 1979 track team...Born 1-22-58 in Los Angeles, Calif...After USC and NFL, was an assistant in the USC athletic department, a USC assistant football coach (1993-97) and a computer consultant

Year	TCB	YDS	AVG	TD	2XP	PA	PC	PI	PCT	YDS	TD
1976	156	858	5.5	10	0	0	0	0	.000	0	0
1977	285	1478	5.2	7	0	1	0	0	.000	0	0
1978	374	1859	5.0	13	1	1	0	0	1.000	-5	0
1979	332	2050	6.2	19	0	0	0	0	.000	0	0
CAREER	1147	6245	5.4	49	1	2	1	0	.500	-5	0

Year	REC	YDS	AVG	TD	KOR	YDS	AVG	TD
1976	6	65	10.8	1	14	295	21.1	0
1977	9	138	15.3	2	0	0	0.0	0
1978	22	193	8.8	1	7	145	20.7	0
1979	22	145	6.6	0	0	0	0.0	0
CAREER	59	541	9.2	4	21	440	21.0	0

BRAD BUDDÉ, OG, 6-5, 253, Kansas City, MO (Rockhurst), #71

USC's first Lombardi Award winner...1979 unanimous All-American...1976-77-78-79 letterman and starter...USC went 42-6-1 in his career...Was a member of USC's 1978 national championship team...USC was second in the final AP poll in 1976, 13th in 1977 and second in 1979...Played in the 1977, 1979 and 1980 Rose Bowls and 1977 Bluebonnet Bowl...Was runner-up for 1979 Outland Trophy...Was first freshman to start a USC season opener since World War II...Inducted into National Football Foundation's College Football Hall of Fame in 1998...Was a 3-time All-Conference first teamer (1977-78-79)...Won USC's Offensive Player of the Year Award in 1979...Won USC's Davis-Teschke Award (Most Inspirational Player) in 1979...Played in 1980 Hula Bowl and Japan Bowl...Was a 1979 Playboy Pre-Season All-American...Recipient of NCAA Post-Graduate Scholarship and was Academic All-American first teamer in 1979...Was drafted in the first round (11th pick) of the 1980 NFL draft by the Chiefs and played for the Chiefs (1980-86)...Son of ex-Chiefs All-Pro Ed Budde...Inducted into USC Athletic Hall of Fame in 2001 and Rose Bowl Hall of Fame in 2010...Made Pac-12 All-Century Team in 2015...Born 5-9-59 in Detroit, Mich...After USC and NFL, became a physical therapist

DENNIS JOHNSON, ILB, 6-4, 230, Flint, MI (Northwestern), #56

1979 All-American...1977-78-79 letterman...USC went 31-5-1 in his career...Was a member of USC's 1978 national championship team...USC was 13th in the final AP poll in 1977 and second in 1979...Played in the 1979 and 1980 Rose Bowls and 1977 Bluebonnet Bowl...USC captain in 1979...Was a 2-time All-Conference first teamer (1978-79)...Played in 1980 Hula Bowl and Senior Bowl...USC's leading tackler in 1977 (105), 1978 (124) and 1979 (114)...Was drafted in the fourth round of the 1980 NFL draft by the Vikings and played for the Vikings (1980-85) and Buccaneers (1985)...Inducted into the Greater Flint Area Sports Hall of Fame in 1991...Born 6-19-58 in Flint, Mich...After USC and NFL, became a cleaning business owner and real estate financing executive

Year	TAC	LS/YDS	DFL	FR	INT	YDS	AVG	TD
1977	105	2/7	5	1	0	0	0.0	0
1978	124	4/15	7	1	1	0	0.0	0
1979	114	3/16	3	0	2	53	26.5	0
CAREER	343	9/38	15	2	3	53	17.7	0

PAUL McDONALD, QB, 6-2, 180, Covina (Bishop Amat), #16

1979 All-American...1977-78-79 letterman...USC went 31-5-1 in his career...Was a member of USC's 1978 national championship team...USC was 13th in the final AP poll in 1977 and second in 1979...Played in the 1979 and 1980 Rose Bowls and 1977 Bluebonnet Bowl...Was sixth in 1979 Heisman Trophy voting...Was a 1979 All-Conference first teamer...Was USC's MVP in 1979...Won USC's Player of the Game versus Notre Dame Award in 1978...Won USC's Gloomy Gus Henderson Award (most minutes played) in 1979...Won USC's Football Alumni Club Award (highest grade point average) in 1978...Played in the 1980 Hula Bowl...USC's passing leader in 1978 (115 completions) and 1979 (164 completions)...USC's total offense leader in 1979 (2149 yards)...Is 14th on USC's career passing list (299 completions)...Is 17th on USC's career total offense list (3877 yards)...Had 6 200-yard passing games in his career (including since-broken USC record 380 yards versus Arizona in 1979)...Led Pac-10 in passing in 1978 (151.5 average)...Winner of NCAA Today's Top Six Award in 1979...Recipient of NCAA Post-Graduate Scholarship in 1979...Was a 1979 National Football Foundation Scholar-Athlete...Was a 1979 Academic All-American first teamer...Was drafted in the fourth round of the 1980 NFL draft by the Browns and played for the Browns (1980-85) and Cowboys (1986-87)...Son, Michael, was a quarterback for USC (2005-07)...Born 2-23-58 in Montebello, Calif...After USC and NFL, became an investment banker, business marketing company owner, title insurance executive and was an award-winning radio analyst on USC football games from 1998 to 2013

Year	PA	PC	PI	PCT	YDS	TD	TCB	YDS	AVG	TD
1976	7	3	0	.429	34	0	2	-5	-2.5	0
1977	27	17	0	.630	191	0	5	-5	-1.0	0
1978	203	115	7	.567	1690	19	52	-177	-3.4	0
1979	264	164	6	.621	2223	18	34	-74	-2.2	0
CAREER	501	299	13	.597	4138	37	93	-261	-2.8	0

RONNIE LOTT, S, 6-2, 200, Rialto (Eisenhower), #42

1980 unanimous All-American...1977-78-79-80 letterman...USC went 39-7-2 in his career...Was a member of USC's 1978 national championship team...USC was 13th in the final AP poll in 1977, second in 1979 and 11th in 1980...Played in the 1979 and 1980 Rose Bowls and 1977 Bluebonnet Bowl...USC captain in 1980...Inducted into National Football Foundation's College Football Hall of Fame in 2002...Was a 2-time All-Conference first teamer (1979-80)...Was USC's MVP in 1980...Shared USC's Defensive Player of the Year Award (with Dennis Smith) in 1980...Won USC's Davis-Teschke Award (Most Inspirational Player) in 1980...Won USC's Defensive Player of the Game versus UCLA Award in 1979 and 1980...Played in the 1981 Hula Bowl...Was a 1980 Playboy Pre-Season All-American...Led USC in interceptions in 1979 (3) and 1980 (8)...Tied for the NCAA lead in interceptions in 1980 (0.73 average)...Is tied for fourth on USC's career interception list (14, including 1 intercepted fumble)...Was drafted in the first round (eighth pick) of the 1981 NFL draft by the 49ers and played for the 49ers (1981-90), Raiders (1991-92), Jets (1993-94) and Chiefs (1995)...Played in Super Bowls XVI, XIX, XXIII and XXIV...Inducted into Pro Football Hall of Fame in 2000...Inducted into the USC Athletic Hall of Fame in 1995 and Pac-12 Hall of Honor in 2019...Made Pac-12 All-Century Team in 2015 (Defensive Player of the Century)...Also played basketball briefly at USC in 1980...Born 5-8-59 in Albuquerque, N.M...After USC and NFL, became a television sports commentator and business entrepreneur

Year	TAC	LS/YDS	DFL	FR	INT	YDS	AVG	TD
1977	27	0/0	5	1	0	0	0.0	0
1978	63	5/20	7	4	3	49	16.3	0
1979	74	7/26	9	2	3	76	25.3	1
1980	86	5/22	16	3	8	166	20.8	1
CAREER	250	22/68	37	10	14*	291	20.8	2

*includes 1 intercepted fumble

KEITH VAN HORNE, OT, 6-7, 265, Fullerton (Fullerton), #68

1980 consensus All-American...1977-78-79-80 letterman...USC went 39-7-2 in his career...Was a member of USC's 1978 national championship team...USC was 13th in the final AP poll in 1977, second in 1979 and 11th in 1980...Played in the 1979 and 1980 Rose Bowls and 1977 Bluebonnet Bowl...USC captain in 1980...Was a 2-time All-Conference first teamer (1979-80)...Won USC's Offensive Player of the Year Award in 1980...Won USC's Offensive Player of the Game versus UCLA Award in 1980...Played in 1981 Hula Bowl...Was a 1980 Playboy Pre-Season All-American...Was Academic All-American first teamer in 1979...Was drafted in the first round (11th pick) of the 1981 NFL draft by the Bears and played for the Bears (1981-93)...Played in Super Bowl XX...Born 11-6-57 in Mt. Lebanon, Penn...After USC and NFL, became a radio broadcaster



ROY FOSTER, OG, 6-4, 265, Los Angeles (Shawnee Mission West, KS), #64
 1980-81 All-American (consensus in 1981)...1978-79-80-81 letterman...USC was 40-6-2 in his career...Was a member of USC's 1978 national championship team...USC was second in the final AP poll in 1979, 11th in 1980 and 14th in 1981...Played in the 1979 and 1980 Rose Bowls and 1982 Fiesta Bowl...Won the Pac-10 Morris Trophy in 1980 and 1981...Was a 3-time All-Conference first teamer (1979-80-81)...Won USC's Offensive Player of the Year Award in 1981...Won USC's Gloomy Gus Henderson Award (most minutes played) in 1981...Won USC's Howard Jones Incentive Award (greatest increase in GPA) in 1980...Played in the 1982 Hula Bowl...Was a 1981 Playboy Pre-Season All-American...Was drafted in the first round of the 1982 NFL draft by the Dolphins and played for the Dolphins (1982-90) and 49ers (1991-93)...Played in Super Bowls XVII and XIX...Born 5-24-60 in Los Angeles, Calif.

MARCUS ALLEN, TB-FB, 6-2, 202, San Diego (Lincoln), #33
 USC's fourth Heisman Trophy winner (1981)...1981 unanimous All-American...1978-79-80-81 letterman...USC was 40-6-2 in his career...Was a member of USC's 1978 national championship team...USC was second in the final AP poll in 1979, 11th in 1980 and 14th in 1981...Played in the 1979 and 1980 Rose Bowls and 1982 Fiesta Bowl...USC captain in 1981...Set or tied 16 NCAA records and 16 USC records...Was first collegian to break 2,000 rushing yards in regular season (2342 yards in 1981)...Inducted into National Football Foundation's College Football Hall of Fame in 2000...Won the Walter Camp Award (national player of the year) in 1981...Won the 1981 Maxwell Award (nation's top player)...Won the 1981 Pop Warner Award (most valuable senior on the Pacific Coast)...Was the Pac-10 Player of the Year in 1981...Was a 2-time All-Conference first teamer (1980-81)...Was USC's MVP in 1981...Won USC's Offensive Player of the Game versus UCLA Award in 1981...Played in the 1982 Hula Bowl...USC's rushing leader in 1980 (1563 yards) and 1981 (2427 yards, tops in USC history)...Led Pac-10 in rushing in 1980 (156.3 average) and 1981 (NCAA leading 212.9 average)...USC's total offense leader in 1980 (1620 yards) and 1981 (2427 yards)...USC's receiving leader in 1980 (30 catches) and 1981 (34 catches)...USC's scoring leader in 1980 (84 points) and 1981 (138 points)...Led NCAA in scoring in 1981 (12.5 average)...Led NCAA in all-purpose running in 1980 (179.4 average) and 1981 (232.6 average)...Is second on USC's career rushing list (4810 yards)...Is 12th on USC's career total offense list (4867 yards)...Had 21 100-yard rushing games in his career...Was drafted in the first round (10th pick) of the 1982 NFL draft by the Raiders and played for the Raiders (1982-92) and Chiefs (1993-97)...Played in Super Bowl XVIII, earning MVP honors...Inducted into Pro Football Hall of Fame in 2003...Inducted into the USC Athletic Hall of Fame in 1995...Made Pac-12 All-Century Team in 2015...Born 3-26-60 in San Diego, Calif...After USC and NFL, became a television sports commentator

Year	TCB	YDS	AVG	TD	PA	PC	PI	PCT	YDS	TD
1978	31	171	5.5	1	0	0	0	.000	0	0
1979	114	649	5.7	8	0	0	0	.000	0	0
1980	354	1563	4.4	14	2	2	0	1.000	57	1
1981	433	2427	5.6	22	2	0	0	.000	0	0
CAREER	932	4810	5.2	45	4	2	0	.500	57	0

Year	REC	YDS	AVG	TD
1978	0	0	0.0	0
1979	22	314	14.3	0
1980	30	231	7.7	0
1981	34	256	7.5	1
CAREER	86	801	9.3	1

CHIP BANKS, ILB-OLB, 6-5, 230, Augusta, GA (Laney), #51
 1981 All-American...1978-79-80-81 letterman...USC was 40-6-2 in his career...Was a member of USC's 1978 national championship team...USC was second in the final AP poll in 1979, 11th in 1980 and 14th in 1981...Played in the 1979 and 1980 Rose Bowls and 1982 Fiesta Bowl (he scored USC's only TD on a 20-yard interception)...USC captain in 1981...Was a 2-time All-Conference first teamer (1980-81)...Won USC's Player of the Game versus Notre Dame Award in 1980...Played in the 1982 Hula Bowl...Was a 1981 Playboy Pre-Season All-American...Led USC in interceptions in 1981 (4)...Was drafted in the first round (third pick) of the 1982 NFL draft by the Browns and played for the Browns (1982-86), Chargers (1987) and Colts (1989-93)...Born 9-18-59 in Norman, Okla.

Year	TAC	LS/YDS	DFL	FR	INT	YDS	AVG	TD
1978	45	2/7	0	1	1	5	5.0	0
1979	76	12/62	6	0	1	0	0.0	0
1980	107	15/101	10	2	2	49	24.5	0
1981	137	4/27	62	4	2	7	6.8	1
CAREER	365	33/197	22	5	8	81	10.1	1

DON MOSEBAR, DT, 6-7, 270, Visalia (Mt. Whitney), #72
 1982 unanimous All-American...1979-80-81-82 letterman...USC was 36-8-2 in his career...USC was second in the final AP poll in 1979, 11th in 1980, 14th in 1981 and 15th in 1982...Played in the 1980 Rose Bowl and 1982 Fiesta Bowl...Was a 1982 All-Conference first teamer...Won USC's Gloomy Gus Henderson Award (most minutes played) in 1982...Won USC's Howard Jones Incentive Award (greatest increase in GPA) in 1981...Played in the 1983 Hula Bowl...Was a 1982 Playboy Pre-Season All-American...Was on USC's 1981 track team...Was drafted in the first round of the 1983 NFL draft by the Raiders and played for the Raiders (1983-95)...Played in Super Bowl XVIII...Born 9-11-61 in Yakima, Wash.

BRUCE MATTHEWS, OG, 6-5, 265, Arcadia (Arcadia), #66
 1982 consensus All-American...1980-81-82 letterman...USC was 25-8-1 in his career...USC was 11th in the final AP poll in 1980, 14th in 1981 and 15th in 1982...Played in the 1982 Fiesta Bowl...USC captain in 1982...Won the Pac-10 Morris Trophy (offense) in 1982...Was a 2-time All-Conference first teamer (1981-82)...Played in the 1983 Hula Bowl...Was a 1982 Playboy Pre-Season All-American...Was drafted in the first round (ninth pick) of the 1983 NFL draft by the Oilers and played with the Oilers/Titans (1983-2001)...Played in Super Bowl XXXIV...Inducted into Pro Football Hall of Fame in 2007...Inducted into USC Athletic Hall of Fame in 2005...Brother, Clay, was an All-American linebacker for USC (1974-77)...Born 8-8-61 in Raleigh, N.C...After USC and NFL, became an assistant football coach with the NFL's Houston Texans and Tennessee Titans

GEORGE ACHICA, NG, 6-5, 260, San Jose (Andrew Hill), #78
 1982 consensus All-American...1979-80-81-82 letterman...USC was 36-8-2 in his career...USC was second in the final AP poll in 1979, 11th in 1980, 14th in 1981 and 15th in 1982...Played in the 1980 Rose Bowl and 1982 Fiesta Bowl...USC captain in 1982...1979 Lombardi Award runnerup...Won the Pac-10 Morris Trophy (defense) in 1982...Was a 3-time All-Conference first teamer (1980-81-82)...Won USC's Davis-Teschke Award (Most Inspirational Player) in 1982...Won USC's Player of the Game versus Notre Dame Award in 1981...Won USC's Defensive Player of the Game versus UCLA Award in 1981...Played in 1983 Hula Bowl...Was drafted in the third round of the 1983 NFL draft by the Colts and played for the Colts in 1985, as well as the Los Angeles Express in the United States Football League...Born 12-19-60 in American Samoa...After USC and the NFL and USFL, he was in the construction and safety industry

Year	TAC	LS/YDS	DFL	FR
1979	40	8/25	0	1
1980	69	11/46	2	0
1981	120	8/54	4	1
1982	73	6/35	1	0
CAREER	302	33/160	7	2

TONY SLATON, C, 6-4, 260, Merced (Merced), #73
 1983 consensus All-American...1981-82-83 letterman...USC was 21-12-1 in his career...USC was 14th in the final AP poll in 1981 and 15th in 1982...Played in the 1982 Fiesta Bowl...USC captain in 1983...Was a 3-time All-Conference first teamer (1981-82-83)...Won USC's Offensive Player of the Year Award in 1983...Played in 1984 Hula Bowl and Japan Bowl...Was a 1983 Playboy Pre-Season All-American...Was drafted in the sixth round of the 1984 NFL draft by the Bills and played for the Rams (1984-89)...Born 4-12-61 in Merced, Calif.

JACK DEL RIO, OLB, 6-4, 235, Hayward (Hayward), #52
 1984 consensus All-American...1981-82-83-84 letterman...USC was 30-15-1 in his career...USC was 14th in the final AP poll in 1981, 15th in 1982 and 10th in 1984...Played in the 1982 Fiesta Bowl and 1985 Rose Bowl (he was the Rose Bowl Co-MVP)...1984 Lombardi Award runnerup...Won the 1984 Pop Warner Award (given to the most valuable senior on the Pacific Coast)...Was a 2-time All-Conference first teamer (1982-83)...Won USC's Defensive Player of the Year Award in 1983...Won USC's Defensive Player of the Game versus UCLA Award in 1984...Played in the 1984 East-West Shrine Game and 1985 Japan Bowl...Was a 2-time (1983-84) Playboy Pre-Season All-American...Was drafted in the third round of the 1985 NFL draft by the Saints and played for the Saints (1985-86), Chiefs (1987-88), Cowboys (1989-91) and Vikings (1992-95)...Also played baseball at USC (1983-84)...Inducted into the USC Athletic Hall of Fame in 2015...Born 4-4-63 in Castro Valley, Calif...After USC and NFL, became an NFL assistant and head coach (Jacksonville Jaguars, Oakland Raiders)

Year	TAC	LS/YDS	DFL	FR	INT	YDS	AVG	TD
1981	69	11/71	3	0	0	0	0.0	0
1982	76	18/104	8	1	0	0	0.0	0
1983	99	16/119	3	2	1	0	0.0	0
1984	96	13/74	7	2	0	0	0.0	0
CAREER	340	58/368	21	5	1	0	0.0	0

DUANE BICKETT, OLB-DT-ILB, 6-5, 235, Glendale (Glendale), #80
 1984 All-American...1982-83-84 letterman...USC was 21-12-1 in his career...USC was 15th in the final AP poll in 1982 and 10th in 1984...Played in the 1985 Rose Bowl...Was the Pac-10 Defensive Player of the Year in 1984...Was a 1984 All-Conference first teamer...Won USC's Defensive Player of the Year Award in 1984...Won USC's Player of the Game versus Notre Dame Award in 1983...Won USC's Football Alumni Club Award (highest grade point average) in 1984...Played in 1985 Hula Bowl and Japan Bowl...Recipient of NCAA Post-Graduate Scholarship in 1984...Was a 1984 National Football Foundation Scholar-Athlete...Was a 1984 Academic All-American first teamer...Was drafted in the first round (fifth pick) of the 1985 NFL draft by the Colts and played for the Colts (1985-93), Seahawks (1994-95) and Panthers (1996)...Born 12-1-62 in Los Angeles, Calif.

Year	TAC	LS/YDS	DFL	FR	INT	YDS	AVG	TD
1981	4	0/0	0	0	0	0	0.0	0
1982	31	3/12	3	0	3	7	2.3	0
1983	105	8/31	6	1	2	41	20.5	0
1984	151	16/70	13	0	1	0	0.0	0
CAREER	291	27/113	22	1	6	48	8.0	0



USC ALL-AMERICANS

JEFF BREGEL, OG, 6-4, 280, Granada Hills (Kennedy), #79

2-time (1985-86) consensus All-American...1983-84-85-86 letterman...USC was 26-20-1 in his career...USC was 10th in the final AP poll in 1984...Played in the 1985 Rose Bowl, 1985 Aloha Bowl and 1987 Citrus Bowl...USC captain in 1986...Won the Pac-10 Morris Trophy (offense) in 1985...Was a 2-time All-Conference first teamer (1985-86)...Won USC's Player of the Game versus Notre Dame Award in 1985...Won USC's Football Alumni Club Award (highest grade point average) in 1986...Played in the 1986 East-West Shrine Game...Was a 2-time (1985-86) Playboy Pre-Season All-American...Recipient of NCAA Post-Graduate Scholarship in 1986...Was a 1986 National Football Foundation Scholar-Athlete...Was a 1986 Academic All-American first teamer...Was drafted in the second round of the 1987 NFL draft by the 49ers and played for the 49ers (1987-89)...Born 5-1-64 in Redondo Beach, Calif.

TIM McDONALD, S, 6-3, 205, Fresno (Edison), #6

2-time (1985-86) All-American (consensus in 1986)...1983-84-85-86 letterman...USC was 26-20-1 in his career...USC was 10th in the final AP poll in 1984...Played in the 1985 Rose Bowl, 1985 Aloha Bowl and 1987 Citrus Bowl...USC captain in 1986...Was a 2-time All-Conference first teamer (1985-86)...Was USC's MVP in 1985 and 1986...Played in the 1986 East-West Shrine Game...Was a 2-time (1985-86) Playboy Pre-Season All-American...Tied for USC lead in interceptions in 1985 (4)...Is tied for 13th on USC career interception list (11, including 2 intercepted fumbles)...Set USC record for longest run with intercepted fumble (99 yards versus Baylor in 1986)...Was drafted in the second round of the 1987 NFL draft by the Cardinals and played for the Cardinals (1987-92) and 49ers (1993-99)...Played in Super Bowl XXIX...Son, T.J., was an All-American safety at USC (2009-12) and they became the first father-son All-American first teamers and captains in USC history...Born 1-6-65 in Fresno, Calif...After USC and NFL, became a high school head coach and NFL assistant coach

Year	TAC	LS/YDS	DFL	FR	INT	YDS	AVG	TD
1983	19	0/0	0	2	0	0	0.0	0
1984	78	1/1	21	1	4	50	12.5	0
1985	102	3/20	17	1	4	13	3.3	0
1986	140	6/33	10	3	3	166	55.3	1
CAREER	339	10/54	48	7	11*	229	20.8	1

*Includes 2 intercepted fumbles

DAVE CADIGAN, DT, 6-5, 280, Newport Beach (Newport Harbor), #66

1987 consensus All-American...1985-86-87 letterman...USC was 21-15 in his career...USC was 18th in the final AP poll in 1987...Played in the 1985 Aloha Bowl, 1987 Citrus Bowl and 1988 Rose Bowl...USC captain in 1987...Was a 1987 All-Conference first teamer...Played in the 1987 East-West Shrine Game...Was drafted in the first round (eighth pick) of the 1988 NFL draft by the Jets and played for the Jets (1988-93) and Bengals (1994)...Born 4-6-65 in Boston, Mass.

ERIK AFFHOLTER, SE-PK, 6-1, 190, Agoura (Oak Park), #42

1988 All-American...1985-86-87-88 letterman...USC was 31-17 in his career...USC was 18th in the final AP poll in 1987 and seventh in 1988...Played in the 1985 Aloha Bowl, 1987 Citrus Bowl and 1988 and 1989 Rose Bowls...Was a 1988 All-Conference first teamer...Won USC's Offensive Player of the Year Award in 1988...Won USC's Offensive Player of the Game versus Notre Dame Award in 1987 and 1988...Shared USC's Offensive Player of the Game versus UCLA Award in 1987...Won USC's Howard Jones Incentive Award (greatest increase in GPA) in 1988...Played in the 1988 East-West Shrine Game and 1989 Hula Bowl...Led USC in receiving in 1987 (44 catches) and 1988 (68 catches)...Is 24th on USC's career receiving list (123 catches)...Had 6 100-yard receiving games in his career...Was drafted in the fourth round of the 1989 NFL draft by the Redskins and played for Packers in 1991...Born 4-10-66 in Detroit, Mich...After USC and NFL, became a producer of business commercials, restaurant owner and high school assistant football coach

Year	REC	YDS	AVG	TD	FGA	FGM	PAT	ATT	PAT
1985	0	0	0.0	0	0	0	0	0	0
1986	11	136	12.4	1	0	0	0	0	0
1987	44	649	14.8	4	3	1	0	0	0
1988	68	952	14.0	8	0	0	3	2	
CAREER	123	1737	14.1	13	3	1	3	2	

MARK CARRIER, S, 6-1, 185, Long Beach (Long Beach Poly), #7

USC's first Thorpe Award winner in 1989...2-time (1988-89) All-American (unanimous in 1989)...1987-88-89 letterman...USC was 27-8-1 in his career...USC was 18th in the final AP poll in 1987, seventh in 1988 and eighth in 1989...Played in the 1987 Citrus Bowl and the 1988, 1989 and 1990 Rose Bowls...Was a 2-time All-Conference first teamer (1988-89)...Won USC's Defensive Player of the Game versus Notre Dame Award in 1989...Won USC's Defensive Player of the Game versus UCLA Award in 1987 and 1989...Was a 1989 Playboy Pre-Season All-American...Led USC in interceptions in 1989 (7)...Led the Pac-10 in interceptions in 1989 (0.64)...Is tied for sixth on USC's career interception list (13)...Nickname was Aircraft...Was drafted in the first round (sixth pick) of the 1990 NFL draft (as a junior) by the Bears and played for the Bears (1990-96), Lions (1997-99) and Redskins (2000)...Inducted into the USC Athletic Hall of Fame in 2007...Made Pac-12 All-Century Team in 2015...Born 4-28-68 in Lake Charles, La...After USC and NFL, became a radio sports commentator and a college and pro football assistant coach (Arizona State, Baltimore Ravens, New York Jets, Cincinnati Bengals)

Year	TAC	LS/YDS	DFL	FR	INT	YDS	AVG	TD
1987	115	3/9	7	3	4	54	13.5	0
1988	114	0/0	17	0	2	23	11.5	0
1989	107	8/12	10	3	7	58	8.3	0
CAREER	336	11/21	34	6	13	135	10.4	0

RODNEY PEETE, QB, 6-2, 195, Green Bay, WI (Shawnee Mission South, Mission, KS), #16

1988 All-American...1985-86-87-88 letterman...USC was 31-17 in his career...USC was 18th in the final AP poll in 1987 and seventh in 1988...Played in the 1985 Aloha Bowl, 1987 Citrus Bowl and 1988 and 1989 Rose Bowls (He threw 2 TD passes in the 1988 game and ran for 2 TDs in the 1989 game)...USC captain in 1988...Was the 1988 Heisman Trophy runnerup...Won the 1988 Johnny Unitas Golden Arm Award (nation's top senior quarterback)...Won the 1988 Pop Warner Award (most valuable senior on the Pacific Coast)...Was the 1988 Pac-10 Offensive Player of the Year...Was a 1988 All-Conference first teamer...Was USC's MVP in 1987 and 1988...Won USC's Offensive Player of the Year Award in 1986 and 1987...Won USC's Offensive Player of the Game versus UCLA Award in 1986, 1987 and 1988...Played in the 1988 East-West Shrine Game and 1989 Hula Bowl...USC's passing leader in 1986 (160 completions), 1987 (197 completions) and 1988 (223 completions)...USC's total offense leader in 1986 (2262 yards), 1987 (2854 yards) and 1988 (2880 yards)...Is seventh on USC's career passing list (630 completions)...Set 2 USC career passing records and 1 single game passing record...Had 19 200-yard passing games in his career...Is fifth on USC's career total offense list (8640 yards)...Set 2 USC career total offense records...Nickname was Sweet Peete...Was drafted in the sixth round of the 1989 NFL draft by the Lions and played for the Lions (1989-93), Cowboys (1994), Eagles (1995-98), Redskins (1999), Raiders (2000-01) and Panthers (2002-04)...Played in Super Bowl XXXVIII...Also played baseball at USC (1985-87-88)...Inducted into USC Athletic Hall of Fame in 2009...Born 3-16-66 in Mesa, Ariz...After USC and NFL, became a TV sports talk show host

Year	PA	PC	PI	PCT	YDS	TD	TCB	YDS	AVG	TD
1985	85	50	3	.588	566	5	49	78	1.6	1
1986	305	160	15	.525	2138	10	103	124	1.2	3
1987	332	197	12	.593	2709	21	70	145	2.1	3
1988	359	223	12	.621	2812	18	68	68	1.0	5
CAREER	1081	630	42	.583	8225	54	290	415	1.4	12

TIM RYAN, DT, 6-5, 260, San Jose (Oak Grove), #99

2-time (1988-89) All-American (consensus in 1989)...1986-87-88-89 letterman...USC was 34-13-1 in his career...USC was 18th in the final AP poll in 1987, seventh in 1988 and eighth in 1989...Played in the 1987 Citrus Bowl and 1988, 1989 and 1990 Rose Bowls...USC captain in 1989...Was the 1989 Lombardi Award runnerup...Won the 1989 Pop Warner Award (given to the most valuable senior on the Pacific Coast)...Was a 2-time All-Conference first teamer (1988-89)...Won USC's Defensive Player of the Game versus Notre Dame Award in 1987...Shared USC's Defensive Player of the Game versus UCLA Award in 1988...Played in the 1990 Hula Bowl...Was a 1989 Playboy Pre-Season All-American...Was a 5-time Junior Olympics boxing champion as a youth...Was drafted in the third round of the 1990 NFL draft by the Bears and played with the Bears (1990-93)...Born 9-8-67 in Memphis, Tenn...After USC and NFL, became a building maintenance company owner, then was part of the radio broadcast team on USC football games (1998-2001) and a NFL analyst on TV

Year	TAC	LS/YDS	DFL	FR	INT	YDS	AVG	TD
1986	102	3/24	4	0	1	5	5.0	0
1987	109	11/56	6	4	1	8	8.0	0
1988	75	13/55	8	1	0	0	0.0	0
1989	103	28/127	1	1	0	0	0.0	0
CAREER	389	55/262	19	6	2	13	6.5	0

CLEVELAND COLTER, S, 6-1, 195, Tempe, AZ (McClintock), #8

1988 All-American...1986-87-88-89 letterman...USC was 34-13-1 in his career...USC was 18th in the final AP poll in 1987, seventh in 1988 and eighth in 1989...Played in the 1987 Citrus Bowl and 1988, 1989 and 1990 Rose Bowls...1988 All-Conference first teamer...Played in the 1989 East-West Shrine Game...Led USC in interceptions in 1987 (6)...Is tied for 18th on USC's career interception list (10)...Nickname was Cadillac...Born 7-15-68 in Tucson, Ariz.

Year	TAC	LS/YDS	DFL	FR	INT	YDS	AVG	TD	KOR	YDS	AVG	TD
1986	33	0/0	3	0	1	1	1.0	0	8	168	21.0	0
1987	100	5/13	13	1	6	114	19.0	1	15	291	19.4	0
1988	81	0/0	12	1	3	58	19.3	1	0	0	0.0	0
1989	89	1/3	6	0	0	0	0.0	0	0	0	0.0	0
CAREER	303	6/16	34	2	10	173	17.3	2	23	459	20.0	0

Year PR YDS AVG TD

1986	0	0	0.0	0
1987	0	0	0.0	0
1988	13	52	4.0	0
1989	4	-4	-1.3	0
CAREER	17	48	2.8	0

JUNIOR SEAU, OLB, 6-3, 245, Oceanside (Oceanside), #55

1989 All-American...1988-89 letterman...USC was 19-4-1 in his career...USC was seventh in the final AP poll in 1988 and eighth in 1989...Played in the 1989 and 1990 Rose Bowls...Was the 1989 Pac-10 Defensive Player of the Year...Was a 1989 All-Conference first teamer...Was USC's MVP in 1989...Won USC's Defensive Player of the Year Award in 1989...Was drafted in the first round (fifth pick) of the 1990 NFL draft (as a junior) by the Chargers and played for the Chargers (1990-2002), Dolphins (2003-05) and Patriots (2006-09)...Played in Super Bowl XXIX and XLII...Inducted into Pro Football Hall of Fame in 2015...Inducted into USC Athletic Hall of Fame in 2009...Made Pac-12 All-Century Team in 2015...Daughter, Sydney, played on USC women's sand volleyball team in 2013...Born 1-19-69 in San Diego, Calif...Was a restaurant owner...Died 5-2-12 in Oceanside, Calif, at age 43



Year	TAC	LOSS/YDS	DFL	FR	INT	YDS	AVG	TD
1988	35	6/40	2	2	0	0	0.0	0
1989	72	27/148	12	2	1	21	21.0	0
CAREER	107	33/188	14	4	1	21	21.0	0

MARK TUCKER, OG, 6-3, 270, Los Angeles (Banning), #75

1989 All-American...1987-88-89-90 letterman...USC was 35-12-2 in his career...USC was 18th in the final AP poll in 1987, seventh in 1988, eighth in 1989 and 20th in 1990...Played in the 1988, 1989 and 1990 Rose Bowls and the 1990 John Hancock Bowl...Was a 2-time All-Conference first teamer (1988-90)...Played in the 1991 Hula Bowl...Was drafted in the seventh round of the 1991 NFL draft by the Falcons and played for the Cardinals (1993-94), and also played in Arena Football...Born 4-29-68 in Spokane, Wash.

SCOTT ROSS, ILB, 6-2, 235, El Toro (El Toro), #35

1990 All-American...1987-88-89-90 letterman...USC was 35-12-2 in his career...USC was 18th in the final AP poll in 1987, seventh in 1988, eighth in 1989 and 20th in 1990...Played in the 1988, 1989 and 1990 Rose Bowls and the 1990 John Hancock Bowl...Was a 3-time All-Conference first teamer (1988-89-90)...Was USC's MVP in 1990...Won USC's Defensive Player of the Year Award in 1990...Won USC's Davis-Teschke Award (Most Inspirational Player) in 1990...Won USC's Defensive Player of the Game versus Notre Dame Award in 1988 and 1990...Played in the 1990 East-West Shrine Game and 1991 Hula Bowl...Was drafted in the 11th round of the 1991 NFL draft by the Saints and played for the Saints (1991)...Born 12-7-68 in Sacramento, Calif...Died 9-21-14 in Lafayette, La., at age 45

Year	TAC	LS/YDS	DFL	FR	INT	YDS	AVG	TD
1987	66	3/4	3	0	0	0	0.0	0
1988	137	12/28	3	4	0	0	0.0	0
1989	98	5/11	3	0	1	11	11.0	0
1990	81	7/19	7	1	2	9	4.5	0
CAREER	382	27/62	16	5	3	20	6.7	0

CURTIS CONWAY, FL-QB, 6-2, 180, Los Angeles (Hawthorne), #3

1992 All-American...1990-91-92 letterman...USC went 17-17-2 in his career... Played in the 1990 John Hancock Bowl and 1992 Freedom Bowl...USC was 20th in the final AP poll in 1990...Was a 2-time All-Conference first teamer (1991-92)...Was USC's MVP in 1991 and 1992...Won USC's Offensive Player of the Year Award in 1992...USC's co-leader in receiving in 1992 (49 catches)... USC's leader in punt returns in 1990 (161 yards), 1991 (172 yards) and 1992 (346 yards)...USC's leader in kickoff returns in 1990 (555 yards), 1991 (493 yards) and 1992 (675 yards)...Is third on USC's career punt return list (679 yards)...Is third on USC's career kickoff return list (1723 yards)...Set 2 USC career kickoff return records...Set USC record for longest punt return (96 yards versus Oregon in 1992)...Had 2 100-yard receiving games in his career... Nickname was Comet...Also was a sprinter for USC's track team (1991-92)... Was drafted in the first round (seventh pick) of the 1993 NFL draft (as a junior) by the Bears and played for the Bears (1993-99), Chargers (2000-02), Jets (2003) and 49ers (2004)...Born 1-13-71 in Los Angeles, Calif...After USC and NFL, became a sports radio and TV analyst

Year	REC	YDS	AVG	TD	PR	YDS	AVG	TD	KOR	YDS	AVG	TD
1990	1	0	0.0	0	12	161	13.4	1	26	555	21.4	0
1991	21	240	11.4	1	24	172	7.2	0	20	493	24.7	0
1992	49	764	15.6	5	31	346	11.2	1	27	675	25.0	1
CAREER	71	1004	14.2	6	67	679	10.2	2	73	1723	23.6	1

Year	PA	PC	PI	PCT	YDS	TD	TCB	YDS	AVG	TD
1990	1	1	0	1.000	9	1	4	21	5.3	0
1991	2	1	1	.500	10	0	18	29	1.6	1
1992	2	2	0	1.000	80	1	6	37	6.2	1
CAREER	5	4	1	.800	99	2	28	87	3.1	2

TONY BOSELLI, OT, 6-8, 305, Boulder, CO (Fairview), #71

2-time (1992, 1994) All-American (consensus in 1994)...1991-92-93-94 letterman...USC was 25-21-2 in his career...USC was 13th in the final AP poll in 1994...Played in the 1992 and 1993 Freedom Bowls and 1995 Cotton Bowl... USC captain in 1994...Inducted into National Football Foundation's College Football Hall of Fame in 2014...Won the Pac-10 Morris Trophy (offense) in 1994...Was a 3-time All-Conference first teamer (1991-92-94)...Was USC's MVP in 1994...Won USC's Offensive Player of the Year Award in 1991...Won USC's Gloomy Gus Henderson Award (most minutes played) in 1991...Won USC's Howard Jones/Football Alumni Club Academic Award (highest grade point average) in 1994...Was a 3-time (1992-93-94) Playboy Pre-Season All-American (the first from any school)...Was a 1994 National Football Foundation Scholar-Athlete...Inducted into the Cotton Bowl Hall of Fame in 2016...Was drafted in the first round (second pick) of the 1995 NFL draft by the Jaguars and played for the Jaguars (1995-2001) and Texans (2002)... Inducted into Pro Football Hall of Fame in 2022...Inducted into USC Athletic Hall of Fame in 2012...Made Pac-12 All-Century Team in 2015...Born 4-17-72 in Modesto, Calif...After USC and the NFL, became a sports radio talk show host and game analyst

JOHNNIE MORTON, WR-SE, 6-0, 190, Torrance (South), #80

1993 consensus All-American...1990-91-92-93 letterman...USC went 25-22-2 in his career...USC was 20th in the final AP poll in 1990...Played in the 1990 John Hancock Bowl and 1992 and 1993 Freedom Bowls...Won the 1993 Pop Warner Award (given to the most valuable senior on the Pacific Coast)...Was a 1993 All-Conference first teamer...Was USC's MVP in 1993...Played in the 1993 East-West Shrine Game and 1994 Hula Bowl...Led USC in receiving in 1991 (49 catches), 1992 (49 catches) and 1993 (88 catches)...Led the Pac-10 in receptions (6.5 average) and receiving yards (114.4 average) in 1993...Led USC in scoring in 1993 (86 points)...Is eighth on USC's career receiving list (201 catches)...Set 2 USC career receiving records and 3 USC season receiving records and 2 USC single game receiving records...Had 13 100-yard receiving games in his career...Was drafted in the first round of the 1994 NFL draft by the Lions and played for the Lions (1994-2001), Chiefs (2002-04) and 49ers (2005)...Brother, Chad, was a tailback/defensive back for USC (1986-99) who played in the NFL...Born 10-7-71 in Inglewood, Calif.

Year	REC	YDS	AVG	TD	2XP	KOR	YDS	AVG	TD
1990	15	263	17.5	3	0	5	100	20.0	0
1991	49	662	13.5	0	0	4	59	14.8	0
1992	49	756	15.4	6	0	0	0	0.0	0
1993	88	1520	17.3	14	1	0	0	0.0	0
CAREER	201	3201	15.9	23	1	9	159	17.7	0

KEYSHAWN JOHNSON, WR, 6-4, 210, Los Angeles (Dorsey/West Los Angeles CC), #3

1995 unanimous All-American...1994-95 letterman...USC was 17-5-2 in his career...USC was 13th in the final AP poll in 1994 and 12th in 1995...Played in the 1995 Cotton Bowl (he was the Cotton Bowl Offensive MVP, catching 8 passes for a game record 222 yards and a game record 3 TDs) and 1996 Rose Bowl (he was the Rose Bowl MVP, catching 12 passes for a game record 216 yards and 1 TD)...Was seventh in the 1995 Heisman Trophy voting...Won the 1995 Pop Warner Award (given to the most valuable senior on the Pacific Coast)...Was the 1995 Pac-10 Offensive Player of the Year...Was a 2-time All-Conference first teamer (1994-95)...Was USC's MVP in 1995...Won USC's Player of the Game versus UCLA Award in 1995...Was a 1995 Playboy Pre-Season All-American...Led USC in receiving in 1994 (66 catches) and 1995 (102 catches)... Led the Pac-10 in receptions (8.2 average) in 1995...Led the Pac-10 in receiving yards in 1994 (114.0 average) and 1995 (110.7 average)...Led USC in scoring in 1995 (42 points)...Is 14th on USC's career receiving list (168 catches)...Set 2 USC career receiving records, 2 USC season receiving records and 1 USC single game record...Had 17 100-yard receiving games and 12 8-reception games in his career...Inducted into the Cotton Bowl Hall of Fame in 2007... Was chosen by the Jets as the No. 1 pick of the 1996 NFL draft and played for the Jets (1996-99), Buccaneers (2000-03), Cowboys (2004-05) and Panthers (2006)...Played in Super Bowl XXXVII...Inducted into USC Athletic Hall of Fame in 2012...Made Pac-12 All-Century Team in 2015...Born 7-22-72 in Los Angeles, Calif...Is a land developer and NFL analyst on TV

Year	REC	YDS	AVG	TD	KOR	YDS	AVG	TD
1994	66	1362	20.6	9	1	22	22.0	0
1995	102	1434	14.1	7	1	17	17.0	0
CAREER	168	2796	16.6	16	2	39	19.5	0

CHRIS CLAIBORNE, LB, 6-3, 250, Riverside (J.W. North), #55

USC's first Butkus Award winner in 1998...1998 unanimous All-American...1996-97-98 letterman...USC was 20-16 in his career...Played in the 1998 Sun Bowl...USC captain in 1998...Was 1998 Pac-10 Defensive Player of the Year...Was a 2-time All-Conference first teamer (1997-98)...Was USC's MVP in 1998...Led USC in interceptions in 1998 (6)...Made Pac-12 All-Century Team in 2015...Was drafted in the first round (ninth pick) of the 1999 NFL draft (as a junior) by the Lions and played for the Lions (1999-2002), Vikings (2003-04), Rams (2005) and Giants (2006)...Inducted into USC Athletic Hall of Fame in 2018...Born 7-26-78 in Oceanside, Calif...After USC and NFL, became a high school and college football coach and football skills trainer

Year	TAC	LS/YDS	DFL	FR	INT	YDS	AVG	TD
1996	116	4/8	7	1	2	34	17.0	0
1997	76	16/84	0	1	0	0	0.0	0
1998	120	7/23	16	0	6	159	26.5	2
CAREER	312	27/115	23	2	8	193	24.1	2

TROY POLAMALU, S, 5-10, 215, Tenmile, OR (Douglas), #43

2-time (2001-02) All-American...1999-2000-01-02 letterman...USC was 28-21 in his career...USC was fourth in the final AP poll in 2002...Played in the 2001 Las Vegas Bowl and 2003 Orange Bowl...USC captain in 2001 and 2002...Was a 2002 Thorpe Award finalist...Inducted into National Football Foundation's College Football Hall of Fame in 2019...Was 2-time All-Conference first teamer (2001-02)...Was USC's MVP in 2001 and Most Inspirational Player in 2019... Was a 2002 Playboy Pre-Season All-American...Led USC in tackles (118) and interceptions (3) in 2001...Led USC in interceptions (2) and deflections (7) in 2000...Made Pac-12 All-Century Team in 2015...Was drafted in the first round (16th pick) of the 2003 NFL draft by the Steelers and played for the Steelers (2003-14)...Played in Super Bowls XL, XLIII and XLV... Inducted into the Pro Football Hall of Fame in 2020...Uncle, Kennedy Polamalu, was a USC football player (1982-85) and assistant coach (2000-03 and 2010-12)...Inducted into USC Athletic Hall of Fame in 2018...Born 4-19-81 in Garden Grove, Calif.

Year	TAC	LS/YDS	DFL	FR	INT	YDS	AVG	TD
1999	12	2/28	2*	0	0	0	0.0	0
2000	83	5/10	7	1	2	43	21.5	1
2001	118	13/24	9**	1	3	116	38.7	2
2002	68	9/44	4	0	1	33	33.0	0
CAREER	281	29/106	17***	2	6	192	32.0	3

*Includes 1 blocked punt
**Includes 3 blocked punts
***Includes 4 blocked punts



USC ALL-AMERICANS

CARSON PALMER, QB, 6-6, 230, Laguna Niguel (Santa Margarita), #3

USC's fifth Heisman Trophy winner (2002)...2002 All-American...1998-2000-01-02 letterman...USC was 36-26 in his career...USC was fourth in the final AP poll in 2002...Played in the 1998 Sun Bowl, 2001 Las Vegas Bowl and 2003 Orange Bowl (he was MVP, throwing for 303 yards)...USC captain in 2002... Inducted into National Football Foundation's College Football Hall of Fame in 2021...Set or tied 33 Pac-10 and USC total offense and passing records...Won the 2002 Johnny Unitas Golden Arm Award (nation's top senior quarterback)... Won the 2002 Pop Warner Award (most valuable senior on the Pacific Coast)... Also was The Sporting News National Player of the Year, as well as a finalist for the Walter Camp Player of the Year Award and Archie Griffin Trophy...Was the 2002 Pac-10 Co-Offensive Player of the Year...Was a 2002 All-Conference first teamer...Was USC's MVP in 2002...Won USC's Player of the Game versus UCLA Award in 2000 and 2002...Played in the 2003 Senior Bowl...USC's passing leader in 1998 (130 completions), 2000 (228 completions), 2001 (221 completions) and 2002 (309 completions)...USC's total offense leader in 1998 (1639 yards), 2000 (2919 yards), 2001 (2751 yards) and 2002 (3820 yards)... Second on USC's career passing list (927 completions)...Finished career fourth in NCAA passing yards (11388) and eighth in total offense (11093)... Had a Pac-10 record 31 200-yard passing games in his career...Is second on Pac-10's career total offense list (11621) and passing yardage list (11818)...Was chosen by the Bengals as the No. 1 pick of the 2003 NFL draft and played for the Bengals (2003-10), Raiders (2011-12) and Cardinals (2013-17)...Inducted into USC Athletic Hall of Fame in 2003...Born 12-27-79 in Fresno, Calif.

Year	PA	PC	PI	PCT	YDS	TD	TCB	YDS	AVG	TD
1998	235	130	6	.553	1755	7	47	-116	-2.5	1
1999	53	39	3	.736	490	3	7	2	0.3	1
2000	415	228	18	.549	2914	16	63	5	0.1	2
2001	377	221	12	.586	2717	13	88	34	0.4	1
2002	489	309	10	.632	3942	33	50	-122	-2.4	4
CAREER	1569	927	49	.591	11818	72	255	-197	-0.8	9

MIKE WILLIAMS, WR, 6-5, 230, Tampa, FL (Plant), #1

2003 consensus All-American...2002-03 letterman...USC was 23-3 in his career...Was a member of USC's 2003 national championship team...USC was fourth in the final AP poll in 2002...Played in the 2003 Orange Bowl and 2004 Rose Bowl...Was eighth in the 2003 Heisman Trophy voting and was a finalist for the 2003 Biletnikoff Award...Was the CBS.Sportsline.com National Player of the Year in 2003...Was a 2003 All-Conference first teamer...Won USC's Player of the Game versus UCLA Award in 2003...Was a 2003 Playboy Pre-Season All-American...Was a Freshman All-American first teamer and the Pac-10 Freshman of the Year in 2002...Set USC records for touchdown receptions in a career (30), season (16 in 2003) and game (3, which he did 3 times)...In 2002, he set NCAA freshman season records for receiving yards (1,265) and TD catches (14), the Pac-10 freshman mark for catches (81) and the USC freshman game record for catches (13)...Led USC in receiving in 2002 (81 catches) and 2003 (95 catches)...Was sixth nationally in receptions (7.3, second in Pac-10) and 10th in receiving yards (101.1) in 2003...Is 12th on USC's career receptions list (176 catches)...Had 12 100-yard receiving games and 10 8-receptions games in his career...Sat out the 2004 season while ruled ineligible by the NCAA for signing with an agent...Was drafted in the first round of the 2005 draft by the Lions and played for the Lions (2005-06), Raiders (2007), Titans (2007) and Seahawks (2010-11), as well as in Canada... Born 1-4-84...After USC, was a high school football coach

Year	REC	YDS	AVG	TD	TCB	YDS	AVG	TD	PA	PC	PI	PCT	YDS	TD
2002	81	1265	15.6	14	2	9	4.5	0	1	1	0	1.000	19	0
2003	95	1314	13.8	16	3	26	8.7	0	2	2	0	1.000	38	1
CAREER	176	2579	14.7	30	5	35	7.0	0	3	3	0	1.000	57	1

JACOB ROGERS, OT, 6-6, 305, Oxnard (Oxnard), #77

2003 consensus All-American...2000-01-02-03 letterman...USC was 34-16 in his career...Was a member of USC's 2003 national championship team... USC was fourth in the final AP poll in 2002...Played in the 2001 Las Vegas Bowl, 2003 Orange Bowl and 2004 Rose Bowl...Won the Pac-10 Morris Trophy (offense) in 2003...Was a 2-time All-Conference first teamer (2002-03)... Was USC's Offensive Lineman of the Year in 2001 and 2003...Played in the 2004 Senior Bowl...Was drafted in the second round of the 2004 draft by the Cowboys and played for the Cowboys (2004-05)...Born 8-17-81

KENECHI UDEZE, DE, 6-4, 285, Los Angeles (Verbum Dei), #94

2003 consensus All-American...2001-02-03 letterman...USC was 29-9 in his career...Was a member of USC's 2003 national championship team...USC was fourth in the final AP poll in 2002...Played in the 2001 Las Vegas Bowl, 2003 Orange Bowl and 2004 Rose Bowl...Pigskin Club of Washington D.C. National Defensive Player of the Year in 2003...Finalist for the Hendricks Award in 2003...Was a 2003 All-Conference first teamer...Was USC's Defensive Lineman of the Year in 2002 and 2003...Was tied for first nationally in sacks (1.3), was fourth in tackles for a loss (2.0, first in Pac-10) and tied for ninth in forced fumbles (0.4) in 2003...His 6 forced fumbles in 2002 was a USC season record...Was drafted in the first round (20th pick) of the 2004 draft by the Vikings (as a junior) and played for the Vikings (2004-08)...Born 3-5-83...After USC and NFL, became an assistant strength coach at Washington, USC and Pittsburgh, a coaching intern with the Seattle Seahawks and Buffalo Bills and was USC's defensive line coach and then an analyst at LSU

Year	TAC	LS/YDS	DFL	FR	INT	YDS	AVG	TD
2001	35	9/43	1	1	0	0	0.0	0
2002	44	16/65	2#	1	1	0	0.0	0
2003	56	26/137	3#	1%	0	0	0.0	0
CAREER	135	51/245	6##	3%	1	0	0.0	0

#Includes 1 blocked field goal
##Includes 2 blocked field goals
%Includes 1 fumble recovered for a touchdown

TOM MALONE, P, 6-0, 190, Lake Elsinore (Temescal Canyon), #14

USC's first All-American punter...2003 All-American...2002-03-04-05 letterman...USC was 48-4 in his career...Was a member of USC's 2003 and 2004 national championship teams...USC was fourth in the final AP poll in 2002 and second in 2005...Played in the 2003 Orange Bowl, 2004 Rose Bowl, 2005 Orange Bowl and 2006 Rose Bowl...Was a 2003 and 2004 All-Conference first teamer...Was a 2004 and 2005 Playboy Pre-Season All-American...Set the USC season record for punting average (49.0) in 2003 (he would have led the nation in punting, but was 5 punts shy of qualifying)...His 44.0 career punting average was just shy of the USC record of 44.1...56 of his 185 career punts traveled 50 yards and 95 pinned foes within the 20-yard line...Played in 2006 East-West Shrine Game...Born 3-29-84 in Lake Elsinore, Calif.

Year	P	YDS	AVG
2002	62	2609	42.1
2003	42	2060	49.0
2004	49	2144	43.8
2005	32	1335	41.7
CAREER	185	8148	44.0

MATT LEINART, QB, 6-5, 225, Santa Ana (Mater Dei), #11

USC's sixth Heisman Trophy winner (2004)...USC's second 3-time (2003-04-05) All-American, including consensus in 2004...2002-03-04-05 letterman... USC was 48-4 in his career, including 37-2 when he started...Was a member of USC's 2003 and 2004 national championship teams...USC was fourth in the final AP poll in 2002 and second in 2005...Played on USC's 2003 Orange Bowl, 2004 Rose Bowl (he was MVP), 2005 Orange Bowl (he was MVP) and 2006 Rose Bowl teams...USC captain in 2004 and 2005...Was sixth in the 2003 Heisman Trophy voting and third in 2005...Inducted into National Football Foundation's College Football Hall of Fame in 2017...Named 2003 Pac-10 Offensive Player of the Year (only second sophomore so honored, along with Stanford's John Elway) and 2004 Pac-10 Co-Offensive Player of the Year (just the fourth player, and only the second quarterback, to win that honor twice)...Won the Touchdown Club of Columbus' Archie Griffin Award in 2003 and 2004...Was a 2003, 2004 and 2005 All-Conference first teamer (just the second quarterback to do so)...Won USC's Player of the Game versus Notre Dame Award in 2003 and 2004...In 2004, won Walter Camp Player of the Year Award, AP Player of the Year, Manning Award and Victor Award College Football Player of the Year...Was a finalist for the 2004 and 2005 Sullivan Award...Was a 2004 and 2005 Playboy Pre-Season All-American...In 2005, won Johnny Unitas Golden Arm Award (top senior quarterback), Touchdown Club of Columbus' Quarterback of the Year Award and Pop Warner Award (top senior on West Coast), as well as The Sporting News Sportsman of the Year and Southern California Sportsman of the Year...Was finalist for 2005 Davey O'Brien Award, Maxwell Award, Walter Camp Award and Manning Award... Was third nationally in passing efficiency (164.5, first in Pac-10) in 2003...Set Pac-10 season records for TD passes (38) and consecutive passes without an interception (212) in 2003...Set USC season passing efficiency rating record (164.5) in 2003...USC's leader in 2003 in passing (255 completions) and total offense (3494 yards) in 2003...Was seventh nationally in passing efficiency (156.5, first in Pac-10) in 2004...USC's leader in 2004 in passing (269 completions) and total offense (3278 yards)...Was eighth nationally in passing efficiency (157.7) in 2005...Was USC's leader in 2005 in passing (283 completions) and total offense (school record 3851 yards)...Set 16 USC record, including 11 Pac-10 and 2 NCAA marks...Is fourth on USC's career passing list (807 completions, 10693 yards) and third in total offense (10623 yards)...His career completion percentage (64.8%) and TD passes (99) were Pac-10 records and his career interception percentage (1.85%) was an NCAA record...Had 12 300-yard passing games (a USC record) and 36 200-yard passing games (a Pac-10 record)...Was drafted in first round of the 2006 draft by the Cardinals and played for the Cardinals (2006-09), Texans (2010-11) and Raiders (2012)...Played in Super Bowl XLIII...Inducted into the USC Athletic Hall of Fame in 2007...Inducted into the Rose Bowl Hall of Fame in 2019... Made Pac-12 All-Century Team in 2015...Born 5-11-83 in Anaheim Hills, Calif... After USC and NFL, he became a TV college football analyst

Year	PA	PC	PI	PCT	YDS	TD	TCB	YDS	AVG	TD	REC	YDS	AVG	TD
2003	402	255	9	.634	3556	38	49	-62	-1.9	0	1	15	15.0	1
2004	412	269	6	.653	3322	33	49	-44	-0.9	3	0	0	0.0	0
2005	431	283	8	.657	3815	28	45	34	0.8	6	1	11	11.0	0
CAREER	1245	807	23	.648	10693	99	126	-72	-0.6	9	2	26	13.0	1

***REGGIE BUSH, TB, 6-0, 200, Spring Valley (Helix), #5**

USC's seventh Heisman Trophy winner (2005, later vacated)...2-time All-American (unanimous in 2005 and consensus in 2004)...2003-04-05 letterman...His participation in the last 2 games of 2004 and all of 2005 was later vacated because of an NCAA penalty...Was a member of USC's 2003 and 2004 national championship teams...USC was second in the final AP poll in 2005...Played in the 2004 Rose Bowl, 2005 Orange Bowl and 2006 Rose Bowl...Was fifth in the 2004 Heisman Trophy voting...Was 2004 College Player of the Year by the Touchdown Club of Columbus...Was 2004 Pac-10 Co-Offensive Player of the Year and All-Conference first teamer...USC's 2004 team MVP and Co-Player of the Game versus UCLA...Won USC's Jack Dakie "Rise and Shine" Award in 2003 and 2004...In 2005, won AP Player of the Year Award, Walter Camp Player of the Year Award, The Sporting News Player of the Year Award, Touchdown Club of Columbus Player of the Year Award, The Pigskin Club of Washington D.C. Offensive Player of the Year Award and Doak Walker Award (as nation's top running back, USC's first recipient)...Also was 2005 Pac-10 Offensive Player of the Year...Was a finalist for 2005 Maxwell Award and Sullivan Award, and runnerup for AP Male Athlete of the Year Award...Was USC's 2005 team MVP, Player of the Game versus Notre Dame and Co-Player of the Game versus UCLA...Was a 2005 Playboy Pre-Season All-American...Was a Freshman All-American first teamer in 2003...In 2005, was first nationally in all-purpose running (222.3), fourth in rushing (133.9, second in Pac-10) and 20th in scoring (8.8)...USC's 2005 leader in rushing (1740 yards) and all-purpose running (a Pac-10 record 2890 yards)...Averaged a Pac-10 record 8.7 yards per carry in 2005...His 19 TDs in 2005 averaged 31.6



yards each...Had 554 rushing yards in consecutive games in 2005 (Fresno State and UCLA)...In 2004, was fifth nationally in all-purpose running (179.2, first in Pac-10) and ninth in punt returns (15.7, first in Pac-10)...Was 10th nationally in kickoff returns (27.3, first in Pac-10) in 2003...Is fourth on USC's career kickoff return yardage list (1523 yards), sixth on USC's career punt return yardage chart (559 yards), eighth on USC's career rushing list (3169 yards) and 24th on USC's career total offense ladder (3221 yards)...Had 11 100-yard rushing games (including twice with at least 260 yards)...Averaged an NCAA record 7.3 yards per carry in his career...Had 6617 all-purpose yards in his career, including a Pac-10 record 513 yards against Fresno State in 2005 (second in NCAA history)...Had 99 plays of 20-plus yards in his career...First Trojan to win Pac-10 titles in both punt returns (2004) and kickoff returns (2003); also first Trojan to win Pac-10 crown in all-purpose yards (2004 and 2005)...Produced touchdowns via rushing, receiving, kickoff returning, punt returning and passing in his career...Made Pac-12 All-Century Team in 2015...Nicknamed The President...Was drafted in first round (second pick) of the 2006 draft by the Saints and played for the Saints (2006-10), Dolphins (2011-12), Lions (2013-14), 49ers (2015) and Bills (2016)...Played in Super Bowl XLIV...Born 3-2-85 in Spring Valley, Calif... After USC and NFL, he became a TV college football analyst

Year	TCB	YDS	AVG	TD	LG	REC	YDS	AVG	TD	LG
2003	90	521	5.8	3	58	15	314	20.9	4	60
2004*	143	908	6.3	6	81	43	509	11.8	7	69
2005*	200	1740	8.7	16	76	37	478	12.9	2	43
CAREER*	433	3169	7.3	25	81	95	1301	13.7	13	69

Year	KOR	YDS	AVG	TD	LG	PR	YDS	AVG	TD	LG
2003	18	492	27.3	1	96	2	4	2.0	0	4
2004*	21	537	25.6	0	84	24	376	15.7	2	65
2005*	28	493	17.6	0	30	18	179	9.9	1	84
CAREER*	67	1523	22.7	1	96	44	559	12.7	3	84

Year	PA	PC	PI	PCT	YDS	TD	LG
2004*	1	1	0	1.000	52	1	52
2005*	2	0	0	.000	0	0	0
CAREER*	3	1	0	.333	52	1	52

*Participation in last 2 games of 2004 and all of 2005 later vacated due to NCAA penalty

SHAUN CODY, DT-DE, 6-4, 295, Hacienda Heights (Los Altos), #84

2004 consensus All-American...2001-02-03-04 letterman...USC was 42-9 in his career...Was a member of USC's 2003 and 2004 national championship teams...Played in the 2001 Las Vegas Bowl, 2003 Orange Bowl, 2004 Rose Bowl and 2005 Orange Bowl...Was a finalist for the 2004 Lombardi Award and Hendricks Award...USC captain in 2004...Was 2004 Pac-10 Co-Defensive Player of the Year...Was USC's Co-Defensive Lineman of the Year in 2004...Played in the 2005 Senior Bowl...Was a 2004 Playboy Pre-Season All-American...Made All-Conference first team in 2003...Was a 2001 Freshman All-American first teamer...4-year starter with 130 career tackles, including 31.5 for loss and 21 sacks, and 5 blocked field goals...Was drafted in second round of the 2005 draft by the Lions and played for the Lions (2005-08) and Texans (2009-12)...Born 1-22-83...After USC and NFL, he became a radio college football analyst

Year	TAC	LS/YDS	DFL	FR	KOR	YDS	AVG	TD	LG
2001	39	7/33	0	1	1	22	22.0	0	22
2002	20	1/1	2#	1	0	0	0.0	0	0
2003	26	10.5/55	4##	0	0	0	0.0	0	0
2004	45	13/96	4#	0	0	0	0.0	0	0
CAREER	130	31.5/185	10*	2	1	22	22.0	0	22

#Includes 1 blocked field goal
##Includes 3 blocked field goals
*Includes 5 blocked field goals

MATT GROOTEGOED, LB, 5-11, 215, Huntington Beach (Mater Dei), #6

2004 consensus All-American...2001-02-03-04 letterman...USC was 42-9 in his career...Was a member of USC's 2003 and 2004 national championship teams...Played in the 2001 Las Vegas Bowl, 2003 Orange Bowl, 2004 Rose Bowl and 2005 Orange Bowl...Was a finalist for the 2004 Butkus Award...USC captain in 2004...Won USC's 2004 Co-Most Inspirational Player Award...Made All-Conference first team in 2002 and 2004...Played in 2005 Hula Bowl...Was a 4-year starter with 222 tackles, 41.5 tackles for loss and 6 interceptions in career...He played in the NFL for the Lions (2005), then in the CFL...Born 5-6-82

Year	TAC	LS/YDS	DFL	FR	INT	YDS	AVG	TD	LG
2001	32	8/13	2	1	0	0	0.0	0	0
2002	81	16.5/81	4	1	1	49	49.0	0	49
2003	41	4.5/24	1	1	0	0	0.0	0	0
2004	68	12.5/46	4	2	5	107	21.4	0	57
CAREER	222	41.5/140	11	5	6	156	26.0	0	57

MIKE PATTERSON, DT, 6-0, 290, Los Alamitos (Los Alamitos), #99

2004 All-American...2001-02-03-04 letterman...USC was 42-9 in his career...Was a member of USC's 2003 and 2004 national championship teams...Played in the 2001 Las Vegas Bowl, 2003 Orange Bowl, 2004 Rose Bowl and 2005 Orange Bowl...Was USC's 2004 Co-Defensive Lineman of the Year...Was a 2-time All-Conference first teamer (2003-04)...Played in 2005 Senior Bowl...Was a 3-year starter with 146 tackles, 46 tackles for loss, 21.5 sacks and 13 fumble recoveries in his career...Was drafted in the first round of the 2005 draft by the Eagles and played for the Eagles (2005-12) and Giants (2013-14)...Born 9-1-83

Year	TAC	LS/YDS	DFL	FR
2001	9	5/34	0	2
2002	37	11.5/38	1	4
2003	55	13.5/61	0	3#
2004	45	16/80	2	4
CAREER	146	46/213	3	13

#Includes 1 fumble returned for a touchdown

LOFA TATUPU, LB, 6-0, 225, Plainville, MA (King Philip Regional/Maine), #58

2004 All-American...2003-04 letterman...USC was 25-1 in his career...Was a member of USC's 2003 and 2004 national championship teams...Played in the 2004 Rose Bowl and 2005 Orange Bowl...Made All-Conference first team in 2004...Won USC's 2004 Co-Most Inspiration Player Award and Bob Chandler Award and 2003 John McKay Award...Started at Maine in 2001, then transferred to USC and had to sit out 2002 season...Father, Moti Tatupu, was a USC fullback (1974-77) who played on the Trojans' 1974 national championship team...Was drafted in the second round of the 2005 draft by the Seahawks and played for the Seahawks (2005-10)...Played in Super Bowl XL...Born 11-15-82 in San Diego, Calif...After USC and the NFL, he became an assistant coach with the Seattle Seahawks

Year	TAC	LS/YDS	DFL	FR	INT	YDS	AVG	TD	LG
2003	98	11.5/41	10	1	4	126	31.5	1	37
2004	104	13.5/43	8	2	3	38	12.7	0	32
CAREER	202	25/84	18	3	7	164	23.4	1	37

DWAYNE JARRETT, WR, 6-5, 215, New Brunswick, NJ (New Brunswick), #8

USC's first-ever 2-time All-American wide receiver (unanimous in 2005 and consensus in 2006)...2004-05-06 letterman...USC was 36-3 in his career...Was a member of USC's 2004 national championship team...USC was second in the final AP poll in 2005 and fourth in 2006...Played in 2005 Orange Bowl and 2006 and 2007 Rose Bowls (he was Offensive MVP of the 2007 Rose Bowl)...Was a 2006 Playboy Pre-Season All-American...Was ninth in the 2006 Heisman Trophy voting...Was a finalist for the 2005 Biletnikoff Award and won the Touchdown Club of Columbus' Wide Receiver of the Year Award...Made All-Conference first team in 2005 and 2006...Was a Freshman All-American first teamer in 2004...Set since-broken USC career mark for receptions (216, fourth at USC) and Pac-10 career touchdown receptions record (41)...Had 3138 career receiving yards...Had 13 career 100-yard receiving games...Caught a pass in all 38 games he played (with touchdowns in 25 of them)...Had 70 catches in 2006, and was 15th nationally in receptions (84.6) and 16th in receptions (5.8)...Led USC in receiving in 2005 (91 receptions) and his 16 TD catches tied the USC season record...In 2005, was 12th nationally in receptions (7.0) and 13th in receiving yards (98.0)...Led USC in receiving in 2004 (55 receptions)...Was drafted in the second round of the 2007 draft by the Panthers and played for the Panthers (2007-10)...Born 9-11-86 in New Brunswick, N.J.

Year	REC	YDS	AVG	TD	TCB	YDS	AVG	TD	PA	PC	PI	PCT	YDS	TD
2004	55	849	15.4	13	0	0	0.0	0	0	0	0	.000	0	0
2005	91	1274	14.0	16	2	4	2.0	0	3	1	0	.333	11	0
2006	70	1015	14.5	12	1	-3	-3.0	0	1	0	1	.000	0	0
CAREER	216	3138	14.5	41	3	1	0.3	0	4	1	1	.250	11	0

TAITUSI LUTUI, OG-OT, 6-6, 365, Mesa, AZ (Mesa/Snow JC), #71

2005 consensus All-American...2004-05 letterman...USC was 25-1 in his career...Was a member of USC's 2004 national championship team...USC was second in the final AP poll in 2005...Played in 2005 Orange Bowl and 2006 Rose Bowl...Made All-Conference first team in 2005...Was USC's 2005 Offensive Lineman of the Year and Co-Most Inspirational Player...Played in the 2006 Senior Bowl...Was drafted in second round of the 2006 draft by the Cardinals and played for the Cardinals (2006-11) and Titans (2012)...Played in Super Bowl XLIII...Born 5-5-83 in Ha'api, Tonga

DARNELL BING, S, 6-2, 220, Lakewood (Long Beach Poly), #20

2005 All-American...2003-04-05 letterman...USC was 37-2 in his career...Was a member of USC's 2003 and 2004 national championship teams...USC was second in the final AP poll in 2005...Played in the 2004 Rose Bowl, 2005 Orange Bowl and 2006 Rose Bowl...Made All-Conference first team in 2005...Was a Freshman All-American first teamer in 2003...Led USC in interceptions in 2005 (4)...Had 182 tackles and 8 interceptions in his career...Received permission from Mike Garrett to wear Garrett's retired No. 20 jersey...Was drafted in fourth round of the 2006 draft by the Raiders and played for the Raiders (2006)...Born 9-10-84 in Long Beach, Calif.

Year	TAC	LS/YDS	DFL	FR	INT	YDS	AVG	TD	KOR	YDS	AVG	TD
2003	69	2/3	5	1	2	34	17.0	0	0	0	0.0	0
2004	63	8/17	7	0	2	8	4.0	0	0	0	0.0	0
2005	50	2.5/4	6	0	4	119	29.8	1	5	143	28.6	0
CAREER	182	12.5/24	18	1	8	161	20.1	1	5	143	28.6	0

SAM BAKER, OT, 6-5, 305, Tustin (Tustin), #79

3-time All-American (2005-06-07, including consensus in 2006)...2004-05-06-07 letterman...USC was 47-5 in his career...Was a member of USC's 2004 national championship team...USC was second in the final AP poll in 2005, fourth in 2006 and third in 2007...Played in 2005 Orange Bowl and 2006, 2007 and 2008 Rose Bowls...Was a 2006 and 2007 Playboy Pre-Season All-American...Made All-Conference first team in 2005, 2006 and 2007...Was a Freshman All-American first teamer and USC's Offensive Lineman of the Year in 2004...Was USC's Co-Offensive Lineman of the Year in 2006 and 2007...Played in 2008 Senior Bowl...Was drafted in the first round of the 2008 draft by the Falcons and played for the Falcons (2008-14)...Born 5-30-85 in Tustin, Calif.

RYAN KALIL, C, 6-3, 285, Corona (Servite), #67

2006 All-American...2003-04-05-06 letterman...USC was 48-4 in his career...Was a member of USC's 2003 and 2004 national championship teams...USC was second in the final AP poll in 2005 and fourth in 2006...Played in 2005 Orange Bowl and 2004, 2006 and 2007 Rose Bowls...Won 2006 Pac-10 Morris Trophy and was a finalist for 2006 Rimington Award...Made All-Conference first team in 2005 and 2006...Played in 2007 Senior Bowl...Was drafted in the second round of the 2007 draft by the Panthers and played for the Panthers (2007-18) and Jets (2019)...Played in Super Bowl 50...Brother, Matt, was an All-American offensive tackle at USC (2009-11)...Born 3-29-85 in Tucson, Ariz.



USC ALL-AMERICANS

SEDRICK ELLIS, DT, 6-2, 305, Chino (Chino), #49

2006-07 All-American (unanimous in 2007)...2004-05-06-07 letterman...USC was 47-5 in his career...Was a member of USC's 2004 national championship team...USC was second in the final AP poll in 2005, fourth in 2006 and third in 2007...Played in 2005 Orange Bowl and 2006, 2007 and 2008 Rose Bowls... In 2006 and 2007, made All-Conference first team and won Pac-10 Morris Trophy...Also was Pac-10 Defensive Player of the Year, USC co-captain, USC Co-MVP, USC Co-Defensive Lineman of the Year and USC Co-Lifter of the Year in 2007...Played in 2008 Senior Bowl...Had 58 tackles, including 12.5 for losses (with 8.5 sacks), plus 7 deflections and 2 fumble recoveries in 2007... Had 34 tackles, including 8 for losses (with 4.5 sacks), in 2006...Had 50 tackles, including 8 for losses (with 4.5 sacks), in 2005...Was drafted in the first round of the 2008 draft by the Saints and played for the Saints (2008-12)...Played in Super Bowl XLIV...Born 7-9-85 in Los Angeles, Calif.

Year	TAC	LS/YDS	DFL	FR	INT	YDS	AVG	TD	LG
2004	2	0/0	0	0					
2005	50	8/36	3	0					
2006	34	8/47	4#	2					
2007	58	12.5/75	7	2					
CAREER	144	28.5/158	14#	4					

#Includes 1 blocked field goal

STEVE SMITH, WR, 6-0, 200, Canoga Park (Taft), #2

2006 All-American...2003-04-05-06 letterman...USC was 48-4 in his career... Was a member of USC's 2003 and 2004 national championship teams...USC was second in the final AP poll in 2005 and fourth in 2006...Played in 2005 Orange Bowl and 2004, 2006 and 2007 Rose Bowls...Made All-Conference first team in 2006...Sixth on USC career list for receiving yards (3,019) and ninth for receptions (190) and TD catches (22)...Had 9 career 100-yard receiving games...Led USC in receptions in 2006 (71), and was 18th nationally in receiving yards (83.3) and 24th in receptions (5.5)...Was USC team MVP in 2006 and played in 2007 Senior Bowl...Had 60 catches in 2005 and 42 in 2004...Was drafted in the second round of the 2007 draft by the Giants and played for the Giants (2007-10), Eagles (2011) and Rams (2012)...Played in Super Bowl XLIII...Brother, Malcolm, was a linebacker at USC and in NFL...Born 5-6-85 in Anchorage, Ak.

Year	REC	YDS	AVG	TD	LG	TCB	YDS	AVG	TD	LG
2003	17	319	18.8	2	73	1	8	8.0	0	8
2004	42	660	15.7	6	51	1	-1	-1.0	0	-1
2005	60	957	15.9	5	67	2	11	5.5	0	8
2006	71	1083	15.3	9	53	0	0	0.0	0	0
CAREER	190	3019	15.9	22	73	4	18	4.5	0	8

FRED DAVIS, TE, 6-4, 250, Toledo, OH (Rogers), #83

USC's first Mackey Award winner in 2007...2007 All-American...2004-05-06-07 letterman...USC was 47-5 in his career...Was a member of USC's 2004 national championship team...USC was second in the final AP poll in 2005, fourth in 2006 and third in 2007...Played in 2005 Orange Bowl and 2006, 2007 and 2008 Rose Bowls...Made All-Conference first team and was USC's Co-MVP in 2007... His 117 career catches, 1,408 career receiving yards and 13 career touchdown receptions set records for USC tight ends...Played in the 2008 Senior Bowl... Had 62 catches for 881 yards and 8 TDs in 2007 (all team bests and season records for USC tight ends)...Had 38 receptions for 352 yards and 3 TDs in 2006, 13 catches for 145 yards and 2 TDs in 2005 and 4 catches for 30 yards in 2004...Is 25th on USC career receptions list (117)...Played in 2008 Senior Bowl...Was drafted in the second round of the 2008 draft by the Redskins and played for the Redskins (2008-13)...Born 1-15-86 in Toledo, Oh.

Year	REC	YDS	AVG	TD	LG
2004	4	30	7.5	0	15
2005	13	146	11.2	2	24
2006	38	352	9.3	3	25
2007	62	881	14.2	8	63
CAREER	117	1408	12.0	13	63

KEITH RIVERS, LB, 6-3, 235, Lake Mary, FL (Lake Mary), #55

2007 All-American...2004-05-06-07 letterman...USC was 47-5 in his career... Was a member of USC's 2004 national championship team...USC was second in the final AP poll in 2005, fourth in 2006 and third in 2007...Played in 2005 Orange Bowl and 2006, 2007 and 2008 Rose Bowls...Made All-Conference first team in 2006 and 2007...Won USC's Co-Lifter of the Year Award in 2007 and USC's Bob Chandler Award in 2006...Was a 2007 Playboy Pre-Season All-American...Played in 2008 Senior Bowl...Had 240 career tackles (18.5 for losses), including 78 in 2007, 85 in 2006, 52 in 2005 and 25 in 2004... Played in 2008 Senior Bowl...Was drafted in the first round of the 2008 draft by the Bengals and played for the Bengals (2008-11), Giants (2012-13) and Bills (2014)...Born 5-5-86 in San Bernardino, Calif.

Year	TAC	LS/YDS	DFL	FR	INT	YDS	AVG	TD	LG
2004	25	3/23	1	0	1	22	22.0	0	22
2005	52	3/17	0	2	1	14	14.0	0	14
2006	85	7.5/22	2	1	0	0	0.0	0	0
2007	78	5/15	4	3	0	0	0.0	0	0
CAREER	240	18.5/77	7	6	2	36	18.0	0	22

TAYLOR MAYES, S, 6-4, 225, Seattle, WA (O'Dea), #2

2007-08-09 All-American (consensus in 2008)...2006-07-08-09 letterman... USC was 43-9 in his career...USC was fourth in the final AP poll in 2006, third in both 2007 and 2008 and 22nd in 2009...Played in 2007, 2008 and 2009 Rose Bowls and 2009 Emerald Bowl...Was a finalist for the 2008 Thorpe Award...Was a 2008 and 2009 Playboy Pre-Season All-American...Was All-Conference first team in 2008 and 2009...Won USC's Bob Chandler Award in 2008 and USC's Jack Dakie "Rise and Shine" Award and Co-Lifter of the Year Award in 2009... Named a Freshman All-American first teamer and Pac-10 Co-Freshman of the Year in 2006...Played in the 2010 Senior Bowl...Had 96 tackles, 3 deflections and 1 interception in 2009, 53 tackles and 9 deflections in 2008, 65 tackles and 1 interception in 2007 and 62 tackles and 3 interceptions in 2006...Was drafted in the second round of the 2010 draft by the 49ers and played for the 49ers (2010), Bengals (2011-14) and Raiders (2015)...Father, Stafford, played at Washington and with NFL's Cardinals and Vikings...Born 2-7-88 in Irving, Tex.

Year	TAC	LS/YDS	DFL	FR	INT	YDS	AVG	TD	LG
2006	62	0/0	3	0	3	40	13.3	0	38
2007	65	0/0	6	1	1	0	0.0	0	0
2008	53	2/7	9	0	0	0	0.0	0	0
2009	96	0/0	3	1	1	0	0.0	0	0
CAREER	276	2/7	21	2	5	40	8.0	0	38

REY MAUALUGA, LB, 6-2, 260, Eureka, CA (Eureka), #58

2008 unanimous All-American...2005-06-07-08 letterman...USC was 46-6 in his career...USC was second in the final AP poll in 2005, fourth in 2006 and third in both 2007 and 2008...Played in 2006, 2007, 2008 (he was Defensive MVP) and 2009 Rose Bowls...Won the 2008 Bednarik Award and was CBSSports.com's National Defensive Player of the Year...Was a 2008 finalist for the Butkus Award, Lombardi Award and Nagurski Trophy...Was a 2008 Playboy Pre-Season All-American...Was All-Conference first team in 2006, 2007 and 2008, winning Pac-10 Defensive Player of the Year in 2008...Was USC's 2008 MVP and won USC's John McKay Award in 2005...Was a Freshman All-American in 2005 and Sophomore All-American in 2006...Played in the 2009 Senior Bowl...Had 273 career tackles, including team-high 79 in 2008, 79 in 2007 (10.5 for losses), 78 in 2006) and 37 in 2005...Was drafted in the second round of the 2009 draft by the Bengals and played for the Bengals (2009-16) and Dolphins (2017)...Born 1-20-87 in Fort Still, Okla.

Year	TAC	LS/YDS	DFL	FR	INT	YDS	AVG	TD	LG
2005	37	4.5/23	2	0	1	9	9.0	0	9
2006	78	5/17	3	0	1	0	0.0	0	0
2007	79	10.5/40	3	1	1	19	19.0	0	19
2008	79	2.5/11	4	0	2	48	24.0	1	48
CAREER	273	22.5/91	12	1	5	76	15.2	1	48

BRIAN CUSHING, LB, 6-3, 255, Park Ridge, NJ (Bergen Catholic), #10

2008 All-American...2005-06-07-08 letterman...USC was 46-6 in his career... USC was second in the final AP poll in 2005, fourth in 2006 and third in both 2007 and 2008...Played in 2006, 2007 (he was Defensive MVP), 2008 and 2009 Rose Bowls...Was a 2008 Butkus Award finalist...Was a 2008 Playboy Pre-Season All-American...Was All-Conference first team and won USC's Co-Lifter of the Year Award in 2008 and won USC's John McKay Award in 2006...Played in the 2009 Senior Bowl...Had 73 tackles (10.5 for losses) and 6 deflections in 2008, 25 tackles in 2007 (he missed part of the season with a sprained ankle), 57 tackles (13.5 for losses) in 2006 while playing as a stand-up defensive end and 23 tackles in 2005 (he missed half season with a shoulder injury)...Was drafted in the first round of the 2009 draft by the Texans and played for the Texans (2009-17)...Born 1-24-87 in Park Ridge, N.J.

Year	TAC	LS/YDS	DFL	FR	INT	YDS	AVG	TD	LG
2005	23	0.5/0	4#	2	0	0	0.0	0	0
2006	57	13.5/52	2#	0	0	0	0.0	0	0
2007	25	2.5/4	2	1	0	0	0.0	0	0
2008	73	10.5/50	6	0	1	0	0.0	0	0
CAREER	178	27/106	14##	3	1	0	0.0	0	0

#Includes 1 blocked punt

##Includes 2 blocked punts

Year	PR	YDS	AVG	TD	LG	KOR	YDS	AVG	TD	LG
2005	1	6	6.0	0	6	0	0	0.0	0	0
2006	1	21	21.0	0	21	1	42	42.0	1	42
CAREER	2	27	13.5	0	21	1	42	42.0	1	42

CHARLES BROWN, OT, 6-6, 285, Chino Hills, CA (Diamond Ranch), #71

2009 All-American...2006-07-08-08 letterman...USC was 43-9 in his career... USC was fourth in the final AP poll in 2006, third in both 2007 and 2008 and 22nd in 2009...Played in 2007, 2008 and 2009 Rose Bowls and 2009 Emerald Bowl...Won 2009 Pac-10 Morris Trophy...Made All-Conference first team in 2009...Invited to 2010 Senior Bowl...Was drafted in the second round of the 2010 draft by the Saints and played for the Saints (2010-13), Giants (2014) and Cowboys (2015)...Born 4-10-87 in Chino Hills, Calif.



ROBERT WOODS, WR, 6-1, 190, Carson, CA (Serra), #2

2011 consensus All-American...2010-11-12 letterman...USC was 25-13 in his career...USC was sixth in final AP poll in 2011...Played in 2012 Sun Bowl...Was finalist for 2011 Biletnikoff Award...Was 2011 All-Conference first teamer... Won USC's Courage Award and Rise and Shine Award in 2012, USC's Offensive Perimeter Player of the Year Award in 2011 and USC's Bob Chandler Award and John McKay Award in 2010...Was a Freshman All-American, All-Conference first teamer and Pac-10 Offensive Freshman of the Year in 2010...Set 12 USC records in his career, including USC career receptions mark (252) and since-broken Pac-12 season receptions record (111) in 2011...Had 76 catches for 846 yards and 11 TDs in 2012...Caught Pac-12 game record-tying 4 TD passes (Colorado, 2012)...Set USC game receptions record with 17 catches against Minnesota in 2011...Was fourth nationally in receptions (9.3), eighth in receiving yards (107.7) and 16th in all-purpose running (151.6) in 2011...Led USC in receptions (65) in 2010...Set USC season records for kickoff returns (38) and yardage (971) and USC freshman season record for all-purpose yards (1817) in 2010...Is sixth on USC's career kickoff return list (1,364 yards)...Had 10 career 100-yard receiving games, including twice with 200 yards, and 6 games with double digit receptions...Was drafted in the second round of the 2013 NFL draft (as a junior) by the Bills and played for the Bills (2013-16), Rams (2017-21) and Titans (2022)...Played in Super Bowl LIII as a member of the Los Angeles Rams...Born 3-10-92 in Gardena, Calif.

Year	REC	YDS	AVG	TD	LG	TCB	YDS	AVG	TD	LG
2010	65	792	12.2	6	61	6	50	8.3	0	22
2011	111	1292	11.6	15	82	7	16	2.3	0	14
2012	76	846	11.1	11	41	1	76	76.0	0	76
CAREER	252	2930	11.6	32	82	14	142	10.1	0	76

Year	KOR	YDS	AVG	TD	LG	PR	YDS	AVG	TD	LG
2010	38	971	25.6	1	97	1	4	4.0	0	4
2011	17	393	23.1	0	47	13	118	9.1	0	26
2012	0	0	0.0	0	0	17	61	3.6	0	31
CAREER	55	1364	24.8	1	97	31	183	5.9	0	31

MATT KALIL, OT, 6-7, 295, Corona, CA (Servite), #75

2011 All-American...2009-10-11 letterman...USC was 27-11 in his career... USC was sixth in the final AP poll in 2011 and 22nd in 2009...Played in 2009 Emerald Bowl...Won 2011 Pac-12 Morris Trophy...Was a 2011 All-Conference first teamer...Won USC's Offensive Lineman of the Year Award in 2011... Blocked 5 kicks in his career...Was drafted in the first round (fourth pick) of the 2012 draft (as a junior) by the Vikings and played for the Vikings (2012-16) and Panthers (2017-18)...Born 7-6-89 in Corona, Calif.

T.J. McDONALD, S, 6-3, 205, Fresno, CA (Edison), #7

2011 All-American...2009-10-11-12 letterman...USC was 34-17 in his career... USC was sixth in the final AP poll in 2011 and 22nd in 2009...Played in 2009 Emerald Bowl and 2012 Sun Bowl...Was a 2011 All-Conference first teamer... USC's captain in 2011 and 2012...Won USC's Most Inspirational Player Award and Defensive Perimeter Player of the Year Award in 2012 and USC's Defensive Perimeter Player of the Year Award in 2011...Led USC in interceptions (3) in 2011...Led USC in tackles in 2010 (89) and 2012 (112)...Played in 2013 Senior Bowl...Joined his father, Tim, as the first father-son All-American first teamers and captains in USC history...Was drafted in the third round of the 2013 NFL draft by the Rams and played for the Rams (2013-16) and Dolphins (2017-18)...Born 1-26-91 in Fresno, Calif.

Year	TAC	LS/YDS	DFL	FR	INT	YDS	AVG	TD	LG
2009	7	0/0	0	0	0	0	0.0	0	0
2010	89	3/14	5#	0	3	20	6.7	0	20
2011	67	2.5/4	3#	1	3	37	12.3	0	25
2012	113	6.5/19	4###	0	2	0	0.0	0	0
CAREER	275	12/37	12###	1	8	57	7.1	0	25

#Includes 1 blocked punt
##Includes 1 blocked field goal
###Includes 2 blocked punts and 1 blocked field goal

MARQISE LEE, S, 6-0, 195, Inglewood, CA (Serra), #9

USC's first Biletnikoff Award winner in 2012...2012 unanimous All-American...2011-12-13 letterman...USC was 27-12 in his career...USC was sixth in the final AP poll in 2011 and 19th in 2013...Played in 2012 Sun Bowl and 2013 Las Vegas Bowl...USC captain in 2013...Was a 2012 All-Conference first teamer and the Pac-12 Offensive Player of the Year...Won the 2012 Warfield Award, was a finalist for the Hornung Award and Walter Camp Award and finished fourth in the Heisman Trophy voting...Won USC's MVP, Offensive Perimeter Player of the Year and John McKay Award in 2012 and USC's Chris Carlisle Courage Award in 2013...Named a Freshman All-American first teamer and Pac-12 Freshman Co-Offensive Player of the Year in 2011...Set or tied 24 USC records, including 18 in 2012...Set USC career receiving yards record (3655)... Had 57 catches for 761 yards and 4 TDs in 2013 (he missed 3 games with injuries)...Set Pac-12 season records for receptions (118) and receiving yards (1721) in 2012...Was second nationally in receptions (9.1) and receiving yards (132.4), third in all-purpose yards (206.4) and eighth in kickoff returns (28.5) in 2012...Had school-record 7 games with double digit receptions in 2012... Set Pac-12 records with 345 receiving yards at Arizona and 251 kickoff return yards in 2012...Had 73 catches for 1143 yards and 11 TDs in 2011...Is second on USC's career receptions list (248) and ninth on USC's career kickoff returns list (1305 yards)...Had 15 career 100-yard receiving games, including twice with 200 yards...Made Pac-12 All-Century Team in 2015...Also long jumped for USC track team...Was drafted in the second round of the 2014 NFL draft by

the Jaguars (as a junior) and played for the Jaguars (2014-19)...Born 11-25-91 in Long Beach, Calif.

Year	REC	YDS	AVG	TD	LG	TCB	YDS	AVG	TD	LG
2011	73	1143	15.7	11	59	5	33	6.6	0	8
2012	118	1721	14.6	14	83	13	106	8.2	0	38
2013	57	761	13.9	4	80	6	7	1.2	0	8
CAREER	248	3655	14.7	29	83	24	146	6.1	0	38

Year	KOR	YDS	AVG	TD	LG	PR	YDS	AVG	TD	LG
2011	10	285	28.5	1	88	0	0	0.0	0	0
2012	30	856	28.5	1	100	0	0	0.0	0	0
2013	10	164	16.4	0	34	8	46	5.8	0	18
CAREER	50	1305	26.1	2	100	8	46	5.8	0	18

LEONARD WILLIAMS, DE, 6-5, 300, Daytona Beach, FL (Mainland), #94

2-time (2013-14) All-American...2012-13-14 Letterman...USC was 26-14 in his career...USC was 19th in the final AP poll in 2013 and 20th in 2014...Played in 2012 Sun Bowl, 2013 Las Vegas Bowl and 2014 Holiday Bowl...Was All-Conference first teamer in 2013 and 2014...Was USC's MVP and Hendricks Award finalist in 2014...Was 2013 Sophomore All-American first teamer...Was 2012 Freshman All-American first teamer and Pac-12 Defensive Freshman of the Year...Won USC's Defensive Lineman of the Year in 2013 and 2014...Had 218 career tackles, including 36.5 for losses (with 21 sacks)...Made Pac-12 All-Century Team in 2015...Was drafted in the first round of the 2015 NFL draft (as a junior) by the Jets and played for the Jets (2015-19) and Giants (2019-22)... Born 6-20-94 in Bakersfield, Calif.

Year	TAC	LS/YDS	DFL	FR	INT	YDS	AVG	TD	LG
2012	64	13.5/46	4	2	1	24	24.0	0	24
2013	74	13.5/50	0	1	0	0	0.0	0	0
2014	80	9.5/57	3	1	1	10	10.0	0	10
CAREER	218	36.5/153	7	4	2	34	17.0	0	24

NELSON AGHOLOR, WR, 6-1, 190, Tampa, FL (Berkeley Prep), #15

2014 All-American...2012-13-14 Letterman...USC was 26-14 in his career...USC was 19th in the final AP poll in 2013 and 20th in 2014...Played in 2012 Sun Bowl, 2013 Las Vegas Bowl and 2014 Holiday Bowl...Was 2014 All-Conference first teamer...Won USC's Offensive Perimeter Player of the Year Award in 2013 and 2014 and John McKay Award in 2013...Had team bests 104 catches (third on USC season list) for 1,313 yards with 12 TDs, plus 19 punt returns for 197 yards with 2 TDs and 9 kickoff returns for 147 yards in 2014...Was eighth nationally in receptions (8.0), 12th in receiving yards (101.0) and 18th in punt returns (10.4) in 2014...Had 56 catches for 918 yards with 6 TDs, plus 18 punt returns for 343 yards with 2 TDs and 10 kickoff returns for 175 yards in 2013...Was second nationally in punt returns (19.1) in 2013...Had Pac-12 record 2 punt return TDs for USC record 168 yards at California in 2013...Had 19 catches for 340 yards with 2 TDs in 2012...Had USC record 4 career scoring punt returns...Is 10th on USC career reception list (179) and eighth on USC career punt return chart (540)...Had 8 100-yard receiving games (2 for 200 yards)...Was drafted in the first round of the 2015 NFL draft (as a junior) by the Eagles and played for the Eagles (2015-19), Raiders (2020) and Patriots (2021-22)...Played in Super Bowl LIII...Born 5-24-93 in Lagos, Nigeria

Year	REC	YDS	AVG	TD	LG	TCB	YDS	AVG	TD	LG
2012	19	340	17.9	2	76	1	7	7.0	0	7
2013	56	918	16.4	6	62	2	8	4.0	0	13
2014	104	1313	12.6	12	87	4	3	0.8	0	4
CAREER	179	2571	14.4	20	87	7	18	2.6	0	13

Year	PR	YDS	AVG	TD	LG	KOR	YDS	AVG	TD	LG
2012	0	0	0.0	0	0	5	121	24.2	0	37
2013	18	343	19.1	2	93	10	175	17.5	0	25
2014	19	197	10.4	2	65	9	147	16.3	0	21
CAREER	37	540	14.6	4	93	24	443	18.5	0	37

ADOREE' JACKSON, CB-WR-RET, 5-11, 185, Belleville, IL (Serra), #2

USC's second Thorpe Award winner (2016)...2016 consensus All-American...2014-15-16 letterman...USC was 27-13 in his career...USC was 20th in the final AP poll in 2014 and third in 2016...Played in 2014 and 2015 Holiday Bowl and 2017 Rose Bowl...USC captain in 2016...Won 2016 Jet Award, was finalist for Hornung Award in 2015 and 2016 and was finalist for 2016 Lott IMPACT Trophy...Was All-Conference first teamer in 2015 (as DB) and 2016 (as DB and returner) and Pac-12 Defensive Player of the Year in 2016...Was USC's MVP in 2015 and 2016...Was USC's Special Teams Player of the Year, Defensive Perimeter Player of the Year and Player of the Game Versus Notre Dame in 2016...Was Freshman All-American and Pac-12 Defensive Freshman of the Year in 2014...Set USC career records for kickoff return yardage (2141) and returns (79) and tied record for career punt return TDs (4)...Tied NCAA career records for most TDs on kick returns (8) and all runbacks (9)...Scored TDs 4 ways (6 receptions, 4 punt returns, 4 kickoff returns, 1 interception)...Was first Trojan since at least 1953 with TDs on punt return, kickoff return and pass reception in a game (vs. Notre Dame, 2016)...Was first Trojan since at least 1960 to start on offense and defense in a game (vs. Notre Dame, 2014)...In 2016, was second nationally in punt return TDs (2) and kickoff return TDs (2), third in punt returns (15.8), sixth in kickoff returns (29.5), 18th in interceptions (0.4) and 19th in passes defended (1.2)...In 2015, was second nationally in punt return TDs (2) and 25th in punt returns (10.5)...Is fifth on USC's career punt return list (578)...Also was a 2015 and 2016 All-American in track when he twice won the Pac-12 long jump and finished fifth at the NCAA meet (he also was second in the 2016 Pac-12 100 meters)...Was drafted in the first round of



USC ALL-AMERICANS

the 2017 NFL draft (as a junior) by the Titans and played for the Titans (2017-20) and Giants (2021)...Born 9-18-95 in Belleville, Ill.

Year	TAC	LS/YDS	DFL	FR	INT	YDS	AVG	TD	LG
2014 (Fr.)...	49	4/7	10	1	0	0	0.0	0	0
2015 (So.)...	35	0/0	8	0	1	46	46.0	1	46
2016 (Jr.)...	55	2/4	11	2	5	21	4.2	0	0
CAREER.....	139	6/11	29	3	6	67	11.2	1	46

Year	REC	YDS	AVG	TD	LG	TCB	YDS	AVG	TD	LG
2014 (Fr.)...	10	138	13.8	3	71	1	5	5.0	0	5
2015 (So.)...	27	414	15.3	2	83	7	36	5.1	0	27
2016 (Jr.)...	2	76	38.0	1	52	7	51	7.3	0	17
CAREER.....	39	628	16.1	6	83	15	92	6.1	0	27

Year	KOR	YDS	AVG	TD	LG	PR	YDS	AVG	TD	LG
2014 (Fr.)...	23	684	29.7	2	100	2	12	12.0	0	10
2015 (So.)...	30	690	23.0	0	40	24	251	10.5	2	45
2016 (Jr.)...	26	767	29.5	2	100	20	315	15.8	2	77
CAREER.....	79	2141	27.1	4	100	46	578	12.6	4	77

ZACH BANNER, OT, 6-9, 360, Tacoma, WA (Lakes), #73

2016 All-American...2014-15-16 letterman...USC was 27-13 in his career...USC was 20th in the final AP poll in 2014 and third in 2016...Played in 2014 and 2015 Holiday Bowl and 2017 Rose Bowl...USC captain in 2016...2016 Senior CLASS Award finalist...Was All-Conference first teamer in 2015 and 2016...Was USC's Offensive Lineman of the Year in 2015 and 2016, and won USC's Community Service Award in 2016...Played in 2017 Senior Bowl...Was drafted in the fourth round of the 2017 NFL draft by the Colts and played for the Browns (2017) and Steelers (2018-21)...Member of USC basketball team in 2013...Born 12-25-93 in Seattle, Wash.

CHAD WHEELER, OT, 6-6, 310, Santa Monica, CA (Santa Monica), #72

2016 All-American...2013-14-15-16 letterman (4-year starter)...USC was 37-17 in his career...USC was 19th in the final AP poll in 2013, 20th in 2014 and third in 2016...Played in 2013 Las Vegas Bowl, 2014 and 2015 Holiday Bowl and 2017 Rose Bowl...Was 2016 All-Conference first team...Won USC's Offensive Lineman of the Year Award in 2016, Bob Chandler Award in 2015 and Co-Lifter of the Year Award in 2013...Played for the Giants (2017-19) and Seahawks (2020)...Born 1-19-94 in Santa Monica, Calif.

RONALD JONES II, TB, 6-0, 200, McKinney, TX (McKinney North), #25

2017 All-American...2015-16-17 letterman...USC was 29-12 in his career...USC was third in the final AP poll in 2016 and 12th in 2017...Played in the 2015 Holiday Bowl, 2017 Rose Bowl and 2017 Cotton Bowl...2017 Earl Campbell Tyler Rose Award finalist...Was 2017 All-Conference first team...Won USC's Jack Dakie "Rise and Shine" Award in 2015 and 2016 and Offensive Perimeter Player of the Year Award in 2017...Is fifth on USC's career rushing list (3,619 yards)...Had 14 career 100-yard rushing games...Had back-to-back 1,000-yard rushing seasons, leading USC in 2016 (1,082 yards on 177 carries with 12 TDs) and 2017 (1,550 yards on 261 carries with 19 TDs)...Also led USC in rushing in 2015, just the second true freshman to do so (he had a USC freshman record 987 yards on 153 carries with 8 TDs)...Also sprinted briefly for the USC track team in 2016... Was drafted in the second round of the 2018 NFL draft by the Buccaneers and played for the Buccaneers (2018-21)...Played in Super Bowl LV...Born 8-3-97 in Fort Stewart, Ga.

Year	TCB	YDS	AVG	TD	LG	REC	YDS	AVG	TD	LG
2015 (Fr.)...	153	987	6.5	8	74	7	39	5.6	1	15
2016 (So.)...	177	1082	6.1	12	66	11	76	6.9	1	16
2017 (Jr.)...	261	1550	5.9	19	86	14	186	13.4	1	56
CAREER.....	591	3619	6.1	39	86	32	301	9.4	3	56

UCHENNA NWOSU, OLB, 6-2, 240, Carson, CA (Narbonne), #42

2017 All-American...2014-15-16-17 letterman...USC was 38-16 in his career...USC was 20th in the final AP poll in 2014, third in 2016 and 12th in 2017...Played in the 2014 and 2015 Holiday Bowls, 2017 Rose Bowl and 2017 Cotton Bowl... Was 2017 All-Conference first team...Won USC's John McKay Award in 2016 and Co-MVP and Co-Lifter of the Year Awards in 2017...USC captain in 2017... Played in 2018 Senior Bowl...Had 168 tackles (20.5 for loss, with 12.5 sacks) and 19 deflections in career...Had 75 tackles 11.5 for loss, with 9.5 sacks) and team-high 13 deflections in 2017... Was drafted in the second round of the 2018 NFL draft by the Chargers and played for the Chargers (2018-21)...Born 12-28-96 in Carson, Calif.

Year	TAC	LS/YDS	DFL	FR	INT	YDS	AVG	TD	LG
2014 (Fr.)...	9	0/0	0	0	0	0	0.0	0	0
2015 (So.)...	31	1.5/2	1	0	0	0	0.0	0	0
2016 (Jr.)...	53	7.5/39	5	0	0	0	0.0	0	0
2017 (Sr.)...	75	11.5/56	13	1	1	0	0.0	0	0
CAREER.....	168	20.5/97	19	1	1	0	0.0	0	0

TALANDA HUFANGA, S, 6-1, 215, Corvallis, OR (Crescent Valley), #15

2020 consensus All-American...2018-29-20 letterman...USC was 18-13 in his career...USC was 21st in the final AP poll in 2020...Played in the 2019 Holiday Bowl...Was 2020 Pac-12 Defensive Player of the Year and All-Conference first team...Was USC's Co-Defensive Perimeter Player of the Year in 2019...Had 203 tackles (16.5 for loss, with 6.5 sacks) and 4 interceptions in his career...Led USC in tackles (62), interceptions (4) and forced fumbles (2) in 2020... Was drafted in the fifth round of the 2021 NFL draft by the 49ers and played for the 49ers (2021)...Born 2-1-00 in Corvallis, Ore.

Year	TAC	LS/YDS	DFL	FR	INT	YDS	AVG	TD	LG
2018 (Fr.)...	51	3.5/7	4	0	0	0	0.0	0	0
2019 (So.)...	90	7.5/37	3	0	0	0	0.0	0	0
2020 (Jr.)...	62	5.5/33	1	0	4	90	22.5	0	37
CAREER.....	203	16.5/77	8	0	4	90	22.5	0	37

DRAKE LONDON, WR, 6-1, 215, Corvallis, OR (Crescent Valley), #15

2021 All-American...2019-20-21 letterman...USC was 17-14 in his career... USC was 21st in the final AP poll in 2020...Played in 2019 Holiday Bowl...USC captain in 2021...Was 2021 Pac-12 Offensive Player of the Year despite missing last 4 games with broken ankle...Was USC's MVP and Offensive Perimeter Player of the Year in 2021...Had 9 career 100-yard receiving games...Had 99 catches for 1,084 yards with 7 TDs in just 8 games in 2021...First Trojan to twice have 15 or more catches in a game...His 15 receptions at Notre Dame in 2021 tied an Irish opponent record...Was drafted in the first round of the 2022 NFL draft by the Falcons...Also played basketball at USC in 2020...Born 7-24-01 in Moorpark, Calif.

Year	REC	YDS	AVG	TD	LG	TAC	LS/YDS	DFL	FR
2019 (Fr.)...	39	567	14.5	5	46	0	0/0	0	0
2020 (So.)...	33	502	15.2	3	65	1	0/0	0	0
2021 (Jr.)...	88	1084	12.3	7	44	1	0/0	0	0
CAREER.....	160	2153	13.5	15	65	2	0/0	0	0

Year	TCB	YDS	AVG	TD	LG
2021 (Jr.)...	1	2	2.0	0	2

CALEB WILLIAMS, QB, 6-1, 220, Washington, D.C. (Gonzaga College), #13

USC's eighth Heisman Trophy winner (2022)...A 2022 Unanimous All-American...2022 letterman...Is 11-3 in his career...USC captain in 2022... Played in the 2020 and 2022 Pac-12 Championship and the 2022 Cotton Bowl...In 2022 won the Walter Camp Player of the Year, AP Player of the Year, Sporting News College Football Player of the Year, CBS Sports Player of the Year, Action Sports Player of the Year, CFP National Performer of the Year and DC Touchdown Club Player of the Year...Was selected as the 2022 Pac-12 Offensive Player of the Year and was named to the 2022 All-Pac-12 First Team, the AP All-Pac-12 First Team and the Phil Steele All-Pac-12 First Team... In 2022, was first nationally in passing TDs (42, first in Pac-12) and total offense responsible for per game (22.3, first in Pac-12)...Was third nationally in passing yards (4,537) and fourth nationally in passing yards per game (324.1)...Was fifth nationally in passing efficiency (168.5, first in Pac-12) and total offense (351.4)...Was seventh nationally in yards per pass attempt (9.07, first in Pac-12)...Holds the USC single-season record for total offense (4,919 yards), most touchdowns scored rushing and passing (52), passing completions (333), passes attempted (500), most passing yards gained (4,537), most touchdown passes thrown (42), lowest rate of interceptions (1%, 5 in 500 attempts) and highest passing efficiency rating (168.5)...Is tied for the USC single-season record for most consecutive 5-touchdown pass games with 2 (tied with Sam Darnold in 2016 and Kedon Slovis in 2020)...Holds the USC single-game record for most yards running and passing (503 vs. UCLA in 2022)...His 382 rushing yards in 2022 were the most by a Trojan quarterback in the last 70 years when complete records were first available...Born on 11-18-01 in Washington, D.C.

Year	PA	PC	PI	PCT	YDS	TD	TCB	YDS	AVG	TD
2022 (So.)...	500	333	5	.666	4537	42	113	669	3.4	10

Year	P	YDS	AVG	LG
2022 (So.)...	2	84	42.0	58

TULI TUIPULOTU, DL, 6-4, 290, Hawthorne, CA (Lawndale), #49

2022 Unanimous All-American...2020-21-22 letterman...USC was 20-12 in his career...Played in the 2020 and 2022 Pac-12 Championship and the 2022 Cotton Bowl...Named the 2022 Polynesian College Football Player of the Year and the Pac-12 Defensive Player of the Year...Named to the 2022 All-Pac-12 First Team, the AP All-Pac-12 First Team and the Phil Steele All-Pac-12 First Team In 2022, led the nation in sacks with 12.5...His 12.5 sacks were the most in a single season at USC since Kenechi Udechi set the Trojans' record with 16.5 in 2003...Was a finalist for the Ted Hendricks Award, the Chuck Bednarik Award, the Rotary Lombardi Award, the Lott IMPACT Trophy and the Nagurski Trophy...In 2021, made the 2021 All-Pac-12 First Team and the Phil Steele All-Pac-12 First Team...Born 9-3-02.

Year	TAC	LS/YDS	DFL	FR	FF
2020 (Fr.)...	22	2.5/16	0	0	0
2021 (So.)...	48	7.5/42	2	1#	0
2022 (Jr.)...	46	22/114	3	0	2
CAREER.....	116	32/172	5	1#	2

#Including 1 for a touchdown



ANDREW VORHEES, OL, 6-6, 325, Kingsburg, CA (Kingsburg), #72
 2022 All-American...2017-18-20-21-22 letterman...USC was 44-27 in his career...Played in the 2017, 2020 and 2022 Pac-12 Championship and the 2017 and 2022 Cotton Bowls...Earned 2022 All-Pac-12 Team and Phil Steele All-Pac-12 First Team honors...In 2021, made the AP All-Pac-12 First Team, Pro Football Focus All-Pac-12 First Team and won USC's Offensive Lineman of the Year..Born on 1-21-99.

BRETT NEILON, OL, 6-2, 295, Rancho Santa Margarita, CA (Santa Margarita), #62
 2022 All-American...2018-20-21-22 letterman...USC was 44-27 in his career... Played in the 2020 and 2022 Pac-12 Championship and the 2019 Holiday Bowl and 2022 Cotton Bowl...In 2021, he made Pro Football Focus All-Pac-12 First Team won USC's Co-John McKay Award...Born 7-7-98.

CALEN BULLOCK, DB, 6-3, 190, Pasadena, CA (John Muir), #7
 2022 All-American...2021-22 letterman...USC is 15-11 in his career...Played in the 2022 Pac-12 Championship and the 2022 Cotton Bowl...In 2022, recorded a team-high 5 INTs, which are the most in a season by a Trojan since Adoree' Jackson also had 5 during the 2016 season...Born on 4-30-03.

	TAC	LS/YDS	PBU	FR	INT	YDS	AVG	TD	LG
2021 (Fr.)...	39	0/0	3	0	2	0	0.0	0	0
2022 (So.)...	48	0/0	5	0	5	172	34.4	1	93
CAREER...	87	0/0	8	0	7	172	24.6	1	93



JUNIOR SEAU



PAUL McDONALD



BRUCE MATTHEWS



SAM CUNNINGHAM



HARRY SMITH



CHARLES YOUNG



USC HEISMAN SALUTE

MIKE GARRETT – 1965

Two-time All-American Mike Garrett was the man who began the great legacy of USC's I-formation tailbacks.

He was the Trojans' first – and only the West Coast's second – Heisman winner when he whipped an outstanding field of candidates in 1965.

Mike set 14 NCAA, conference and USC records in his three-year career, including an NCAA career rushing record of 3,221 yards in the days when 1,000-yard-a-season rushers were almost non-existent. He later starred for the Kansas City Chiefs and San Diego Chargers.



MIKE GARRETT CAREER STATISTICS

	GP	TCB	YDS	AVG	TD						
1963	10	128	833	6.5	3						
1964	10	217	948	4.3	9						
1965	10	267	1440	5.4	13						
TOTAL	30	612	3221	5.3	25						
	REC	YDS	AVG	TD	PA	PC	PI	PCT	YDS	TD	
1963	10	78	7.8	1	1	1	0	1.000	6	1	
1964	17	227	13.4	1	1	0	1	.000	0	0	
1965	9	94	10.4	1	4	2	1	.500	42	2	
TOTAL	36	399	11.1	3	6	3	2	.500	48	3	
	PR	YDS	AVG	TD	KOR	YDS	AVG	TD			
1963	13	90	6.9	0	15	352	23.5	0			
1964	17	173	10.2	0	10	253	25.3	0			
1965	13	235	18.1	2	5	105	21.0	0			
TOTAL	43	498	11.6	2	30	710	23.7	0			
	INT	YDS	AVG	TD							
1963	1	12	12.0	0							
TOTAL	1	12	12.0	0							

O.J. SIMPSON – 1968

O.J. Simpson became USC's second Heisman Trophy winner in 1968 when he captured the award by the most one-sided margin in history.

During the regular 1968 season, O.J. established an NCAA record for yards rushing – 1,709 – in a single season (since bettered). A two-time unanimous All-American, he equaled or bettered 19 NCAA, conference and USC records.

A December 1998 SPORT magazine ranking listed him among the Top 10 college football players of the 20th century.

Simpson also held the NFL single season rushing record of 2,003 yards set in 1973 and finished his 11-year pro career as the second leading NFL career rusher.



O.J. SIMPSON CAREER STATISTICS

	GP	TCB	YDS	AVG	TD						
1967	10	291	1543	5.3	13						
1968	11	383	1880	4.9	23						
TOTAL	21	674	3423	5.1	36						
	REC	YDS	AVG	TD	PA	PC	PI	PCT	YDS	TD	
1967	10	109	10.9	0	6	3	0	.500	33	3	
1968	26	211	8.1	0	5	1	1	.200	15	0	
TOTAL	36	320	8.9	0	11	4	1	.364	48	3	
	KOR	YDS	AVG	TD							
1967	8	204	25.5	0							
1968	7	151	21.6	0							
TOTAL	15	355	23.7	0							

CHARLES WHITE – 1979

Charles White, USC's third Heisman Trophy winner, finished his four-year career as the NCAA's second leading rusher ever with 5,598 regular season yards. Including bowl games, he finished with a Pac-10 record 6,245.

A two-year unanimous All-American, White set or equaled 22 NCAA, Pac-10, USC and Rose Bowl records. He gained over 100 yards 31 times in his career, including 10 times in 1979.

In that senior season, Charlie averaged 186.4 yards a game, 6.2 yards a carry, led the nation in rushing, and, for the second straight season, led it in all-purpose running.



CHARLES WHITE CAREER STATISTICS

	GP	TCB	YDS	AVG	TD						
1976	12	156	858	5.5	10						
1977	12	285	1478	5.2	7						
1978	13	374	1859	5.0	13						
1979	11	332	2050	6.2	19						
TOTAL	48	1147	6245	5.4	49						
	REC	YDS	AVG	TD	PA	PC	PI	PCT	YDS	TD	
1976	6	65	10.8	1	0	0	0	.000	0	0	
1977	9	138	15.3	2	1	0	0	.000	0	0	
1978	22	193	8.8	1	1	1	0	1.000	-5	0	
1979	22	145	6.6	0	0	0	0	.000	0	0	
TOTAL	59	541	9.2	4	2	1	0	.500	-5	0	
	KOR	YDS	AVG	TD							
1976	14	295	21.1	0							
1977	0	0	0.0	0							
1978	7	145	20.7	0							
1979	0	0	0.0	0							
TOTAL	21	440	21.0	0							

MARCUS ALLEN – 1981

Marcus Allen, USC's fourth Heisman Trophy winner, was college football's first 2,000-yard rusher.

When he captured the award in 1981, Marcus set 14 new NCAA records and tied two others, including most yards rushing in a single season (2,342), highest per-game average (212.9), most 200-yard games in a career (11), most 200-yard games in a season (8) and most 200-yard games in a row (5).

Allen also led the Trojans in receiving with 30 and 34 catches in each of his last two seasons.



MARCUS ALLEN CAREER STATISTICS

	GP	TCB	YDS	AVG	TD						
1978	5	31	171	5.5	1						
1979	12	114	649	5.7	8						
1980	10	354	1563	4.4	14						
1981	12	433	2427	5.6	22						
TOTAL	39	932	4810	5.2	45						
	REC	YDS	AVG	TD	PA	PC	PI	PCT	YDS	TD	
1978	0	0	0.0	0	0	0	0	.000	0	0	
1979	22	314	14.3	0	0	0	0	.000	0	0	
1980	30	231	7.7	0	2	2	0	1.000	57	1	
1981	34	256	7.5	1	2	0	0	.000	0	0	
TOTAL	86	801	9.3	1	4	2	0	.500	57	1	
	KOR	YDS	AVG	TD							
1979	3	46	15.3	0							
TOTAL	3	46	15.3	0							



USC HEISMAN SALUTE



CARSON PALMER – 2002

After a 21-year drought, Carson Palmer became USC's fifth Heisman Trophy winner (and the first from the West Coast since 1981), as well as Troy's first quarterback winner ever.

Palmer--a 4-year starter--set or tied 33 Pac-10 and USC total offense and passing records, including becoming the league's career leader in total offense and passing yards.

In 2002, he completed 309-of-489 passes (63.2%) for 3,942 yards and 33 TDs, all USC records. He threw for 300-plus yards in a USC-record 7 games that season, including 3 in a row. He completed at least 60.0% of his passes 9 times.



CARSON PALMER CAREER STATISTICS

	PA	PC	PI	PCT	YDS	TD	TCB	YDS	AVG	TD
1998	235	130	6	.553	1755	7	47	-116	-2.5	1
1999	53	39	3	.736	490	3	7	2	0.3	1
2000	415	228	18	.549	2914	16	63	5	0.1	2
2001	377	221	12	.586	2717	13	88	34	0.4	1
2002	489	309	10	.632	3942	33	50	-122	-2.4	4
TOTAL	1569	927	49	.591	11818	72	255	-197	-0.8	9

MATT LEINART – 2004

Matt Leinart became USC's first junior to win the Heisman Trophy when he did so in 2004 while leading the Trojans to their second consecutive national championship.

He completed 65.3% of his passes for 3,322 yards and 33 TDs with just 6 interceptions in 2004.

The 3-time All-American was 37-2 as a starter. He ranks third on USC's career completions, passing yardage and total offense charts and his 99 career touchdown passes set a Pac-10 record. He set 16 school records in his career.



MATT LEINART CAREER STATISTICS

	PA	PC	PI	PCT	YDS	TD	TCB	YDS	AVG	TD
2003	402	255	9	.634	3556	38	32	-62	-1.9	0
2004	412	269	6	.653	3322	33	49	-44	-0.9	3
2005	431	283	8	.657	3815	28	45	34	0.8	6
TOTAL	1245	807	23	.648	10693	99	126	-72	-0.6	9


	REC	YDS	AVG	TD
2003	1	15	15.0	1
2005	1	11	11.0	0
TOTAL	2	26	13.0	1

CALEB WILLIAMS – 2022

Caleb Williams became USC's third quarterback to win the Heisman Trophy after his outstanding 2022 sophomore season.

Williams had been instrumental in successfully leading the Trojans to have equaled the biggest one-season victory turnaround (+7 victories) in USC history (USC's 1962 national champs won 11 games after winning just 4 in 1961).

Overall in 2022, the Unanimous All-American completed 333-of-500 passes (66.7%) for 4,537 yards and 42 TDs with just 5 INTs, plus he rushed for 382 yards and 10 TDs. He set 10 USC records and tied one more.



CALEB WILLIAMS USC CAREER STATISTICS

	PA	PC	PI	PCT	YDS	TD	TCB	YDS	AVG	TD
2022	500	333	5	.666	4537	42	113	382	3.4	10

REGGIE BUSH

2005 HEISMAN WINNER

** later vacated



USC HEISMAN SALUTE

Heisman Winners

1935--Jay Berwanger, Chicago, HB	1979--Charles White, USC, TB
1936--Larry Kelley, Yale, E	1980--George Rogers, South Carolina, TB
1937--Clint Frank, Yale, HB	1981--Marcus Allen, USC, TB
1938--Davey O'Brien, TCU, QB	1982--Herschel Walker, Georgia, TB
1939--Nile Kinnick, Iowa, HB	1983--Mike Rozier, Nebraska, TB
1940--Tom Harmon, Michigan, HB	1984--Doug Flutie, Boston College, QB
1941--Bruce Smith, Minnesota, HB	1985--Bo Jackson, Auburn, TB
1942--Frank Sinkwich, Georgia, HB	1986--Vinnie Testaverde, Miami (Fla.), QB
1943--Angelo Bertelli, Notre Dame, QB	1987--Tim Brown, Notre Dame, WR
1944--Les Horvath, Ohio State, QB	1988--Barry Sanders, Oklahoma State, TB
1945--Doc Blanchard, Army, FB	1989--Andre Ware, Houston, QB
1946--Glenn Davis, Army, HB	1990--Ty Detmer, BYU, QB
1947--John Lujack, Notre Dame, QB	1991--Desmond Howard, Michigan, FL
1948--Doak Walker, SMU, HB	1992--Gino Torretta, Miami (Fla.), QB
1949--Leon Hart, Notre Dame, E	1993--Charlie Ward, Florida State, QB
1950--Vic Janowicz, Ohio State, HB	1994--Rashaan Salaam, Colorado, TB
1951--Dick Kazmaier, Princeton, HB	1995--Eddie George, Ohio State, TB
1952--Billy Vessels, Oklahoma, HB	1996--Danny Wuerffel, Florida, QB
1953--John Lattner, Notre Dame, HB	1997--Charles Woodson, Michigan, CB/WR
1954--Alan Ameche, Wisconsin, FB	1998--Ricky Williams, Texas, TB
1955--Howard Cassady, Ohio State, HB	1999--Ron Dayne, Wisconsin, TB
1956--Paul Hornung, Notre Dame, QB	2000--Chris Weinke, Florida State, QB
1957--John Crow, Texas A&M, HB	2001--Eric Crouch, Nebraska, QB
1958--Pete Dawkins, Army, HB	2002--Carson Palmer, USC, QB
1959--Billy Cannon, LSU, HB	2003--Jason White, Oklahoma, QB
1960--Joe Bellino, Navy, HB	2004--Matt Leinart, USC, QB
1961--Ernie Davis, Syracuse, HB	2005--Vacated*
1962--Terry Baker, Oregon State, QB	2006--Troy Smith, Ohio State, QB
1963--Roger Staubach, Navy, QB	2007--Tim Tebow, Florida, QB
1964--John Huarte, Notre Dame, QB	2008--Sam Bradford, Oklahoma, QB
1965--Mike Garrett, USC, TB	2009--Mark Ingram, Alabama, TB
1966--Steve Spurrier, Florida, QB	2010--Cam Newton, Auburn, QB
1967--Gary Beban, UCLA, QB	2011--Robert Griffin III, Baylor, QB
1968--O.J. Simpson, USC, TB	2012--Johnny Manziel, Texas A&M, QB
1969--Steve Owens, Oklahoma, HB	2013--Jameis Winston, Florida State, QB
1970--Jim Plunkett, Stanford, QB	2014--Marcus Mariota, Oregon, QB
1971--Pat Sullivan, Auburn, QB	2015--Derrick Henry, Alabama, RB
1972--Johnny Rodgers, Nebraska, FL	2016--Lamar Jackson, Louisville, QB
1973--John Cappelletti, Penn State, HB	2017--Baker Mayfield, Oklahoma, QB
1974--Archie Griffin, Ohio State, TB	2018--Kyler Murray, Oklahoma, QB
1975--Archie Griffin, Ohio State, TB	2019--Joe Burrow, LSU, QB
1976--Tony Dorsett, Pittsburgh, TB	2020--DeVonta Smith, Alabama, WR
1977--Earl Campbell, Texas, FB	2021--Bryce Young, Alabama, QB
1978--Billy Sims, Oklahoma, TB	2022--Caleb Williams, USC, QB

Note: USC has had 4 runners-up in the Heisman Trophy voting--TB O.J. Simpson in 1967, TB Anthony Davis in 1974, TB Ricky Bell in 1976 and QB Rodney Peete in 1988. USC's other Top 10 vote-getters were HB-S Jim Sears in 1952 (seventh), HB Jon Arnett in 1956 (10th), TB Ricky Bell in 1975 (third), TB Charles White in 1978 (fourth), QB Paul McDonald in 1979 (sixth), WR Keyshawn Johnson in 1995 (seventh), QB Matt Leinart in 2003 (sixth) and 2005 (third), WR Mike Williams in 2003 (eighth), TB Reggie Bush in 2004 (fifth), WR Dwayne Jarrett in 2006 (ninth), Matt Barkley in 2011 (sixth) and Marqise Lee in 2012 (fourth).

*USC TB Reggie Bush won 2005 Heisman Trophy, but award was later vacated due to NCAA penalty





TROJAN HONOREES

OUTLAND TROPHY RON YARY – 1967

Ron Yary is the only USC player to win the Outland Trophy, which goes to the outstanding interior lineman in the nation and is selected by the Football Writers Association of America.

Yary was a two-time All-American offensive tackle for the Trojans and was a unanimous All-American pick in 1967 when he won the Outland. That season he led the way for O.J. Simpson. The first player picked in the 1968 draft, he was a perennial All-Pro tackle with the Minnesota Vikings and also played for the Los Angeles Rams.



Outland Winners

- 1946--George Connor, Notre Dame, T
- 1947--Joe Steffy, Army, G
- 1948--Bill Fischer, Notre Dame, G
- 1949--Ed Badgont, Michigan State, G
- 1950--Bob Gain, Kentucky, T
- 1951--Jim Weatherall, Oklahoma, T
- 1952--Dick Modzelewski, Maryland, T
- 1953--J.D. Roberts, Oklahoma, G
- 1954--Bill Brooks, Arkansas, G
- 1955--Calvin Jones, Iowa, G
- 1956--Jim Parker, Ohio State, G
- 1957--Alex Karras, Iowa, T
- 1958--Zeke Smith, Auburn, G
- 1959--Mike McGee, Duke, T
- 1960--Tom Brown, Minnesota, G
- 1961--Merlin Olsen, Utah State, T
- 1962--Bobby Bell, Minnesota, T
- 1963--Scott Appleton, Texas, T
- 1964--Steve DeLong, Tennessee, T
- 1965--Tommy Nobis, Texas, LB
- 1966--Lloyd Phillips, Arkansas, DT
- 1967--**Ron Yary, USC, OT**
- 1968--Bill Stanfill, Georgia, DT
- 1969--Mike Reid, Penn State, DT
- 1970--Jim Stillwagon, Ohio State, MG
- 1971--Larry Jacobson, Nebraska, DT
- 1972--Rich Glover, Nebraska, MG
- 1973--John Hicks, Ohio State, DT
- 1974--Randy White, Maryland, DT
- 1975--Leroy Selmon, Oklahoma, DT
- 1976--Ross Browner, Notre Dame, DE
- 1977--Brad Shearer, Texas, DT
- 1978--Greg Roberts, Oklahoma, G
- 1979--Jim Richter, No. Carolina St., C
- 1980--Mark May, Pittsburgh, OT
- 1981--Dave Rimington, Nebraska, C
- 1982--Dave Rimington, Nebraska, C
- 1983--Dean Steinkuhler, Nebraska, OG


- 1984--Bruce Smith, Virginia Tech, DT
- 1985--Mike Ruth, Boston College, NG
- 1986--Jason Buck, BYU, DT
- 1987--Chad Hennings, Air Force, DT
- 1988--Tracy Rucker, Auburn, DT
- 1989--Mohammed Elewonibi, BYU, OG
- 1990--Russell Maryland, Miami (Fla.), DT
- 1991--Steve Emtman, Washington, DT
- 1992--Will Shields, Nebraska, OG
- 1993--Rob Waldrop, Arizona, NG
- 1994--Zach Wiegart, Nebraska, OT
- 1995--Jonathan Ogden, UCLA, OT
- 1996--Orlando Pace, Ohio State, DT
- 1997--Aaron Taylor, Nebraska, OT
- 1998--Kris Farris, UCLA, OT
- 1999--Chris Samuels, Alabama, OT
- 2000--John Henderson, Tennessee, DT
- 2001--Bryant McKinnie, Miami (Fla.), OT
- 2002--Rien Long, Washington State, DT
- 2003--Robert Gallery, Iowa, OT
- 2004--Jammal Brown, Oklahoma, DT
- 2005--Greg Eslinger, Minnesota, C
- 2006--Joe Thomas, Wisconsin, DT
- 2007--Glenn Dorsey, LSU, DT
- 2008--Andre Smith, Alabama, DT
- 2009--Ndamukong Suh, Nebraska, DT
- 2010--Gabe Carimi, Wisconsin, OT
- 2011--Barrett Jones, Alabama, OT
- 2012--Luke Joeckel, Texas A&M, OT
- 2013--Aaron Donald, Pittsburgh, DT
- 2014--Brandon Scherff, Iowa, OT
- 2015--Joshua Garnett, Stanford, OG
- 2016--Cam Robinson, Alabama, DT
- 2017--Ed Oliver, Houston, DT
- 2018--Quinnen Williams, Alabama, DT
- 2019--Penei Sewell, Oregon, OT
- 2020--Alex Leatherwood, Alabama, DT
- 2021--Jordan Davis, Georgia, DT
- 2022--Olusegun Oluwatimi, Michigan, C

LOMBARDI AWARD BRAD BUDE – 1979

In 1979, offensive guard Brad Budde became USC's first recipient of the coveted Lombardi Award, given to the nation's top college lineman who also "best exemplifies the discipline of Vince Lombardi." (Starting in 2017, the award was given to the nation's top player, regardless of position, who embodies the award's namesake.)

Budde was a unanimous All-American as a senior and was also runnerup in the Outland Trophy voting. A four-year starter at Troy, he was the first freshman to start a USC season opener since World War II.

The son of ex-Kansas City Chiefs' All-Pro Ed Budde, Brad followed his father there as the Chiefs' first-round draft pick in 1980.



Lombardi Winners

- 1970--Jim Stillwagon, Ohio State, MG
- 1971--Walt Patulski, Notre Dame, DE
- 1972--Rich Glover, Nebraska, MG
- 1973--John Hicks, Ohio State, DT
- 1974--Randy White, Maryland, DT
- 1975--Leroy Selmon, Oklahoma, DT
- 1976--Wilson Whitley, Houston, DT
- 1977--Ross Browner, Notre Dame, DE
- 1978--Bruce Clark, Penn State, DT
- 1979--**Brad Budde, USC, OG**
- 1980--Hugh Green, Pittsburgh, DE
- 1981--Kenneth Sims, Texas, DT
- 1982--Dave Rimington, Nebraska, C
- 1983--Dean Steinkuhler, Nebraska, OG
- 1984--Tony Degrate, Texas, DT
- 1985--Tony Casillas, Oklahoma, NG
- 1986--Cornelius Bennett, Alabama, OLB
- 1987--Chris Spielman, Ohio State, ILB
- 1988--Tracy Rucker, Auburn, DT
- 1989--Percy Snow, Michigan State, MLB
- 1990--Chris Zorich, Notre Dame, NT
- 1991--Steve Emtman, Washington, DT
- 1992--Marvin Jones, Florida State, ILB
- 1993--Aaron Taylor, Notre Dame, OT
- 1994--Warren Sapp, Miami (Fla.), DE
- 1995--Orlando Pace, Ohio State, OT
- 1996--Orlando Pace, Ohio State, OT

- 1997--Grant Wistrom, Nebraska, DE
- 1998--Dat Nguyen, Texas A&M, LB
- 1999--Corey Moore, Virginia Tech, DE
- 2000--Jamal Reynolds, Florida State, DE
- 2001--Julius Peppers, North Carolina, DE
- 2002--Terrell Suggs, Arizona State, DE
- 2003--Tommie Harris, Oklahoma, DT
- 2004--David Pollack, Georgia, DE
- 2005--A.J. Hawk, Ohio State, LB
- 2006--LaMarr Woodley, Michigan, DE
- 2007--Glenn Dorsey, LSU, DT
- 2008--Brian Orakpo, Texas, DE
- 2009--Ndamukong Suh, Nebraska, DT
- 2010--Nick Fairley, Auburn, DT
- 2011--Luke Kuechly, Boston College, LB
- 2012--Manti Te'o, Notre Dame, LB
- 2013--Aaron Donald, Pittsburgh, DT
- 2014--Scooby Wright III, Arizona, LB
- 2015--Carl Nassib, Penn State, DE
- 2016--Jonathan Allen, Alabama, DT
- 2017--Bryce Love, Stanford, TB*
- 2018--Ugo Amadi, Oregon, S*
- 2019--Joe Burrow, LSU, QB*
- 2020--Zaven Collins, Tulsa, LB*
- 2021--Aidan Hutchinson, Michigan, DE
- 2022--Will Anderson Jr., Alabama, LB
- *Unofficial

Note: USC has had 6 finalists for the Lombardi Award--NG George Achica in 1982, OLB Jack Del Rio in 1984, DT Tim Ryan in 1989, DT-DE Shaun Cody in 2004, LB Rey Mauluga in 2008 and Tuli Tuipulotu in 2022.





TROJAN HONOREES

THORPE AWARD MARK CARRIER – 1989

As just a junior in 1989, free safety Mark Carrier became USC's first-ever winner of the Jim Thorpe Award, presented to the nation's best defensive back.

A 2-time first team All-American, Carrier had 7 interceptions in 1989 (tied for 10th in the nation), plus 107 tackles, 3 fumble recoveries and 10 pass deflections.

A 3-year starter with 13 career thefts, Carrier was a Thorpe semifinalist in 1988.



THORPE AWARD ADOREE' JACKSON – 2016

Adoree' Jackson, USC's second Thorpe winner when he won it in 2016, not only starred at cornerback but was a threat at wide receiver and returner.

He had 5 interceptions, 11 deflections, 2 fumble recoveries and 55 tackles as a junior in 2016 when he also was a consensus All-American, won the Jet Award, was a finalist for the Hornung Award and Lott IMPACT Trophy and was the Pac-12 Defensive Player of the Year.

A 2-time All-Pac-12 first teamer and 3-year starter, he scored 15 touchdowns in 4 different ways in his career: via reception (6), punt return (4), kickoff return (4) and interception (1). He set USC career records for kickoff return yards (2,141) and returns (79) and punt return TDs (4), and he tied NCAA marks for most career TDs on kick returns (8) and all runbacks (9).



Thorpe Winners

- 1986--Thomas Everett, Baylor, FS
- 1987--Bennie Blades, Miami (Fla.), FS;
Rickey Dixon, Oklahoma, FS
- 1988--Deion Sanders, Florida State, CB
- 1989--Mark Carrier, USC, FS
- 1990--Darryl Lewis, Arizona, CB
- 1991--Terrell Buckley, Florida State, CB
- 1992--Deon Figures, Colorado, CB
- 1993--Antonio Langham, Alabama, CB
- 1994--Chris Hudson, Colorado, CB
- 1995--Greg Myers, Colorado State, FS
- 1996--Lawrence Wright, Florida, SS
- 1997--Charles Woodson, Michigan, CB
- 1998--Antoine Winfield, Ohio State, CB
- 1999--Tyrone Carter, Minnesota, S
- 2000--Jamar Fletcher, Wisconsin, CB
- 2001--Roy Williams, Oklahoma, S
- 2002--Terrence Newman, Kansas State, CB
- 2003--Derrick Strait, Oklahoma, CB
- 2004--Carlos Rogers, Auburn, CB
- 2005--Michael Huff, Texas, CB
- 2006--Aaron Ross, Texas, CB
- 2007--Antoine Cason, Arizona, CB
- 2008--Malcolm Jenkins, Ohio State, CB
- 2009--Eric Berry, Tennessee, S
- 2010--Patrick Peterson, LSU, CB
- 2011--Morris Claiborne, LSU, CB
- 2012--Johnthan Banks, Mississippi St., CB
- 2013--Darqueze Dennard, Michigan St., CB
- 2014--Gerod Holliman, Louisville, S
- 2015--Desmond King, Iowa, CB
- 2016--Adoree' Jackson, USC, CB
- 2017--Minkah Fitzpatrick, Alabama, DB
- 2018--Deandre Baker, Georgia, CB
- 2019--Grant Delpit, LSU, S
- 2020--Trevon Moehrig, TCU, S
- 2021--Coby Bryant, Cincinnati, CB
- 2022--Tre'Vius Hodges-Tomlinson, TCU, CB

Note: USC has had 2 finalists for the Thorpe Award--S Troy Polamalu in 2002 and S Taylor Mays in 2008.

BUTKUS AWARD CHRIS CLAIBORNE – 1998

Middle linebacker Chris Claiborne was named USC's first recipient of the Butkus Award, given to college football's top linebacker, as a junior in 1998.

The unanimous All-American first teamer was also selected as Football News' National Defensive Player of the Year and the Pac-10 Defensive Player of the Year in 1998 as he led USC in tackles (120), pass deflections (16) and interceptions (6) that season.

He posted 312 tackles (27 for losses) as a 3-year starter.



Butkus Winners

- 1985--Brian Bosworth, Oklahoma
- 1986--Brian Bosworth, Oklahoma
- 1987--Paul McGowan, Florida State
- 1988--Derrick Thomas, Alabama
- 1989--Percy Snow, Michigan State
- 1990--Alfred Williams, Colorado
- 1991--Erick Anderson, Michigan
- 1992--Marvin Jones, Florida State
- 1993--Trev Alberts, Nebraska
- 1994--Dana Howard, Illinois
- 1995--Kevin Hardy, Illinois
- 1996--Matt Russell, Colorado
- 1997--Andy Katzenmoyer, Ohio State
- 1998--Chris Claiborne, USC
- 1999--LaVar Arrington, Penn State
- 2000--Dan Morgan, Miami (Fla.)
- 2001--Rocky Calmus, Oklahoma
- 2002--E.J. Henderson, Maryland
- 2003--Teddy Lehman, Oklahoma
- 2004--Derrick Johnson, Texas
- 2005--Paul Posluszny, Penn State
- 2006--Patrick Willis, Mississippi
- 2007--James Laurenaitis, Ohio State
- 2008--Aaron Curry, Wake Forest
- 2009--Rolando McClain, Alabama
- 2010--Von Miller, Texas A&M
- 2011--Luke Kuechly, Boston College
- 2012--Manti Te'o, Notre Dame
- 2013--C.J. Mosley, Alabama
- 2014--Eric Kendricks, UCLA
- 2015--Jaylon Smith, Notre Dame
- 2016--Reuben Foster, Alabama
- 2017--Roquan Smith, Georgia
- 2018--Devin White, LSU
- 2019--Isaiah Simmons, Clemson
- 2020--Jeremiah Owusu-Koramoah, No. Dame
- 2021--Nakobe Dean, Georgia
- 2022--Jack Campbell, Iowa

Note: USC has had 3 finalists for the Butkus Award--LB Matt Grootegoed in 2004, Rey Maulaluga in 2008 and Brian Cushing in 2008.

MACKEY AWARD FRED DAVIS – 2007

Fred Davis was named USC's first recipient of the Mackey Award, given to college football's top tight end, as a senior in 2007.

He had 62 catches for 881 yards and 8 TDs in 2007 (all team bests and season records for USC tight ends) while earning All-American and All-Pac-10 first team notice. His 152 receiving yards versus Stanford in 2007 was a Trojan tight ends game standard.

A 3-year starter, his 117 catches, 1,408 receiving yards and 13 TD receptions established career records for USC tight ends.



Mackey Winners

- 2000--Tim Stratton, Purdue
- 2001--Daniel Graham, Colorado
- 2002--Dallas Clark, Iowa
- 2003--Kellen Winslow II, Miami (Fla.)
- 2004--Heath Miller, Virginia
- 2005--Mercedes Lewis, UCLA
- 2006--Matt Spaeth, Minnesota
- 2007--Fred Davis, USC
- 2008--Chase Coffman, Missouri
- 2009--Aaron Hernandez, Florida
- 2010--D.J. Williams, Arkansas
- 2011--Dwayne Allen, Clemson
- 2012--Tyler Eifert, Notre Dame
- 2013--Austin Seferian-Jenkins, Washington
- 2014--Nick O'Leary, Florida State
- 2015--Hunter Henry, Arkansas
- 2016--Jake Butt, Michigan
- 2017--Mark Andrews, Oklahoma
- 2018--T.J. Hockenson, Iowa
- 2019--Harrison Bryant, Florida Atlantic
- 2020--Kyle Pitts, Florida
- 2021--Trey McBride, Colorado State
- 2022--Brock Bowers, Georgia





TROJAN HONOREES

BILETNIKOFF AWARD MARQISE LEE – 2012

Marqise Lee was named USC's first recipient of the Biletnikoff Award, given to college football's top wide receiver, following a record-setting sophomore season in 2012.

The unanimous All-American first teamer and Pac-12 Offensive Player of the Year set Pac-12 records in 2012 with 118 receptions for 1,721 yards. He caught 14 TDs, and he ranked second nationally in receptions and receiving yards. His 345 receiving yards at Arizona in 2012 also was a Pac-12 record.

The 3-year starter owns 24 USC records, including career receiving yards (3,655). He is second on USC's career receptions list with 248 catches.



Biletnikoff Winners

- 1994--Bobby Engram, Penn State
- 1995--Terry Glenn, Ohio State
- 1996--Marcus Harris, Wyoming
- 1997--Randy Moss, Marshall
- 1998--Troy Edwards, Louisiana Tech
- 1999--Troy Walters, Stanford
- 2000--Antonio Bryant, Pittsburgh
- 2001--Josh Reed, LSU
- 2002--Charles Rogers, Michigan State
- 2003--Larry Fitzgerald, Pittsburgh
- 2004--Braylon Edwards, Michigan
- 2005--Mike Hass, Oregon State
- 2006--Calvin Johnson, Georgia Tech
- 2007--Michael Crabtree, Texas Tech

- 2008--Michael Crabtree, Texas Tech
- 2009--Golden Tate, Notre Dame
- 2010--Justin Blackmon, Oklahoma State
- 2011--Justin Blackmon, Oklahoma State
- 2012--**Marqise Lee, USC**
- 2013--Brandin Cooks, Oregon State
- 2014--Amari Cooper, Alabama
- 2015--Corey Coleman, Baylor
- 2016--Dede Westbrook, Oklahoma
- 2017--James Washington, Oklahoma State
- 2018--Jerry Jeudy, Alabama
- 2019--Ja'Marr Chase, LSU
- 2020--DeVonta Smith, Alabama
- 2021--Jordan Addison, Pittsburgh
- 2022--Jalin Hyatt, Tennessee

Note: USC has had 5 finalists for the Biletnikoff Award--Keyshawn Johnson in 1995, Mike Williams in 2003, Dwayne Jarrett in 2005, Robert Woods in 2011 and Michael Pittman Jr. in 2019.

Walter Camp Award

Presented since 1967 to the top individual in college football by the Walter Camp Football Foundation.

- 1967--O.J. Simpson, TB
- 1968--O.J. Simpson, TB
- 1979--Charles White, TB
- 1981--Marcus Allen, TB
- 2004--Matt Leinart, QB
- 2005--Reggie Bush, TB
- 2022--Caleb Williams, QB

Maxwell Award

Presented since 1937 to the nation's top college football player by the Maxwell Club of Philadelphia.

- 1968--O.J. Simpson, TB
- 1979--Charles White, TB
- 1981--Marcus Allen, TB
- 2022--Caleb Williams, QB

Johnny Unitas Golden Arm Award

Presented by the Kentucky Chapter of the National Football Foundation Hall of Fame since 1987 to the nation's top senior QB.

- 1988--Rodney Peete
- 2002--Carson Palmer
- 2005--Matt Leinart

Doak Walker Award

Presented by the SMU Forum since 1990 to the nation's top RB.

- 2005--Reggie Bush

Chuck Bednarik Award

Presented by the Maxwell Football Club since 1995 to the nation's top defensive player.

- 2008--Rey Mauluga

Manning Award

Presented since 2004 by the Allstate Sugar Bowl to the nation's top quarterback following the conclusion of the bowl season.

- 2004--Matt Leinart

Jet Award

Presented in honor of Johnny "The Jet" Rodgers since 2011 by a committee of media to the nation's top return specialist.

- 2016--Adoree' Jackson

Wuerrfel Trophy

Presented by the All-Sports Association of Fort Walton Beach (Fla.) since 2005 to the nation's players who best combines exemplary community service with athletic and academic achievement.

- 2012--Matt Barkley, QB

Polynesian College Player of the Year

Presented by the Polynesian Football Hall of Fame since 2014.

- 2020 (Co)--Talanoa Hufanga, S
- 2022--Tuli Tuipulotu, DL

American Football Coaches Association Coach of the Year

Awarded by the American Football Coaches Association since 1935.

- 1962--John McKay
- 1972--John McKay
- 2003--Pete Carroll

Football Writers Assoc. of America Coach of the Year

Awarded by the Football Writers Association of America since 1957.

- 1962--John McKay
- 1972--John McKay

Frank Broyles Award

Awarded since 1996 by the Rotary Club of Little Rock, Ark., and the Broyles Foundation to the nation's top assistant football coach.

- 2002--Norm Chow

Voit Trophy

From 1951 to 1978, awarded to the outstanding football player on the Pacific Coast by West Coast football writers.

- | | |
|------------------------|------------------------------|
| 1952--Jim Sears, B | 1972--Anthony Davis, TB |
| 1955--Jon Arnett, B | 1974--Anthony Davis, TB |
| 1956--Jon Arnett, B | 1976--Ricky Bell, TB |
| 1965--Mike Garrett, TB | 1978--Charles White, TB (Co) |
| 1968--O.J. Simpson, TB | |

Glenn 'Pop' Warner Award

Presented from 1949 to 2004 to the most valuable senior college football player on the Pacific Coast by the Palo Club and then from 2010 to the senior college football player who has made an impact on the field/classroom/community by the Pop Warner Little Scholars.

- | | |
|-------------------------|-------------------------------|
| 1952--Jim Sears, B | 1981--Marcus Allen, TB |
| 1956--Jon Arnett, B | 1984--Jack Del Rio, OLB |
| 1965--Mike Garrett, TB | 1988--Rodney Peete, QB |
| 1968--O.J. Simpson, TB | 1989--Tim Ryan, DT |
| 1972--Mike Rae, QB | 1993--Johnnie Morton, WR |
| 1973--Lynn Swann, WR | 1995--Keyshawn Johnson, WR |
| 1974--Anthony Davis, TB | 2002--Carson Palmer, QB |
| 1976--Ricky Bell, TB | 2005--Matt Leinart, QB |
| 1979--Charles White, TB | 2019--Michael Pittman Jr., WR |



Pac-12 Conference Player of the Year

Awarded since 1975 by the Pac-12 Conference

- 1976--Ricky Bell, TB
- 1978--Charles White, TB
- 1979--Charles White, TB
- 1981--Marcus Allen, TB
- 1984 (Defense)--Duane Bickett, OLB
- 1988 (Offense)--Rodney Peete, QB
- 1989 (Defense)--Junior Seau, OLB
- 1995 (Offense)--Keyshawn Johnson, WR
- 1998 (Defense)--Chris Claiborne, LB
- 1999 (Freshman)--Kareem Kelly, WR
- 2002 (Co-Offense)--Carson Palmer, QB
- 2002 (Freshman)--Mike Williams, WR
- 2003 (Offense)--Matt Leinart, QB
- 2004 (Co-Offense)--Matt Leinart, QB, and Reggie Bush, TB
- 2004 (Co-Defense)--Shaun Cody, DT
- 2005 (Offense)--Reggie Bush, TB
- 2006 (Freshman)--Taylor Mays, S
- 2007 (Defense)--Sedrick Ellis, DT
- 2008 (Defense)--Rey Mauualuga, LB
- 2010 (Freshman Offense)--Robert Woods, WR
- 2011 (Freshman Co-Offense)--Marqise Lee, WR
- 2011 (Freshman Defense)--Dion Bailey, LB
- 2012 (Offense)--Marqise Lee, WR
- 2012 (Freshman Defense)--Leonard Williams, DT
- 2014 (Freshman Defense)--Adoree' Jackson, CB-WR-RET
- 2015 (Freshman Defense)--Cameron Smith, ILB
- 2016 (Defense)--Adoree' Jackson, CB-WR-RET
- 2016 (Freshman Offense)--Sam Darnold, QB
- 2019 (Freshman Offense)--Kedon Slovis, QB
- 2020 (Defense)--Talanoa Hufanga, S
- 2021 (Offense)--Drake London, WR
- 2022 (Offense)--Caleb Williams, QB
- 2022 (Defense)--Tuli Tuipulotu, DL

Pac-12 Conference Coach of the Year

Presented since 1975 by the Pac-12 Conference.

- 1976--John Robinson
- 1978--John Robinson
- 1984--Ted Tollner
- 1987--Larry Smith
- 1988--Larry Smith (Co)
- 2003--Pete Carroll (Co)
- 2005--Pete Carroll (Co)
- 2006--Pete Carroll

Morris Trophy

Presented since 1980 to the Pac-12's outstanding offensive and defensive linemen. The offensive winner is selected by vote of the Pac-12's defensive linemen and vice versa.

- 1980--Roy Foster, OG (Offense)
- 1981--Roy Foster, OG (Offense)
- 1982--George Achica, NG (Defense); Bruce Matthews, OG (Offense)
- 1985--Jeff Bregel, OG (Offense)
- 1990--Pat Harlow, OT (Offense)
- 1994--Tony Boselli, OT (Offense)
- 1996--Darrell Russell, DT (Defense)
- 1999--Travis Claridge, OT (Offense)
- 2003--Jacob Rogers, OT (Offense)
- 2006--Ryan Kalil, C (Offense); Sedrick Ellis, DT (Defense)
- 2007--Sedrick Ellis, DT (Defense)
- 2009--Charles Brown, OT (Offense)
- 2010--Tyron Smith, OT (Offense)
- 2011--Matt Kalil (Offense)
- 2020--Alijah Vera-Tucker, OT (Offense)
- 2022--Andrew Vorhees, OG (Offense)
- 2022--Tuli Tuipulotu, DL (Defense)

Rose Bowl Player of the Game

- 1923--Leo Calland, G
- 1930--Russ Saunders, QB
- 1932--Erny Pinckert, HB
- 1933--Homer Griffith, QB
- 1939--Doyle Nave, QB; Al Krueger, E
- 1940--Ambrose Schindler, QB
- 1944--Norm Verry, G
- 1945--Jim Hardy, QB
- 1953--Rudy Bukich, QB
- 1963--Pete Beathard, QB (Co)
- 1968--D.J. Simpson, TB
- 1970--Bob Chandler, FL
- 1973--Sam Cunningham, FB
- 1975--Pat Haden, QB; Johnny McKay, SE
- 1977--Vince Evans, QB
- 1979--Charles White, TB (Co)
- 1980--Charles White, TB
- 1985--Jack Del Rio, OLB; Tim Green, QB
- 1990--Ricky Ervins, TB
- 1996--Keyshawn Johnson, WR
- 2004--Matt Leinart, QB
- 2007--Dwayne Jarrett, WR (offense); Brian Cushing, LB (defense)
- 2008--John David Booty, QB (offense); Rey Mauualuga, LB (defense)
- 2009--Mark Sanchez, QB (offense); Kaluka Maiava, LB (defense)
- 2017--Sam Darnold, QB (offense); Stevie Tu'ikolovatu, DT (defense)

Rose Bowl Hall of Fame

- | | |
|--------------------------------|-----------------------------------|
| Howard Jones (inducted 1989) | J.K. McKay (inducted 1998) |
| Charles White (inducted 1990) | Marv Goux (inducted 2000) |
| John McKay (inducted 1991) | Ambrose Schindler (inducted 2002) |
| Sam Cunningham (inducted 1992) | John Robinson (inducted 2003) |
| D.J. Simpson (inducted 1993) | Rudy Bukich (inducted 2004) |
| Jim Hardy (inducted 1994) | Keyshawn Johnson (inducted 2008) |
| Russ Saunders (inducted 1994) | Virgil Lubberden (inducted 2008) |
| Pat Haden (inducted 1995) | Brad Budde (inducted 2010) |
| Al Krueger (inducted 1995) | Ron Yary (inducted 2012) |
| Doyle Nave (inducted 1995) | Lynn Swann (inducted 2013) |
| Pete Beathard (inducted 1996) | Ricky Ervins (inducted 2016) |
| John Ferraro (inducted 1996) | Matt Leinart (inducted 2019) |
| Erny Pinckert (inducted 1997) | Anthony Davis (inducted 2021) |
| | Vince Evans (inducted 2022) |

NOTE: Howard Jones (1930s) and John McKay (1960s) were named to the Rose Bowl's 12-member All-Century Class in 2013, with McKay named All-Century Coach.



Trojans in the College Football Hall of Fame

PLAYERS (YEARS LETTERED AT USC)	POS.	YR. INDUCTED
Marcus Allen (1978-79-80-81)	TB	2000
Jon Arnett (1954-55-56)	HB	2001
John Baker (1929-30-31)	G	1983
Hal Bedsole (1961-62-63)	E	2012
Ricky Bell (1973-74-75-76)	TB	2003
Tony Boselli (1991-92-93-94)	T	2014
Tay Brown (1930-31-32)	T	1980
Brad Budde (1976-77-78-79)	G	1998
Reggie Bush (2003-04-05)	TB	2023
Paul Cleary (1946-47)	E	1989
Sam Cunningham (1970-71-72)	FB	2010
Anthony Davis (1972-73-74)	TB	2005
Morley Drury (1925-26-27)	B	1954
John Ferraro (1943-44-46-47)	T	1974
Mike Garrett (1963-64-65)	B	1985
Frank Gifford (1949-50-51)	B	1975
Mort Kaer (1924-25-26)	B	1972
Matt Leinart (2002-03-04-05)	QB	2017
Ronnie Lott (1977-78-79-80)	S	2002
Mike McKeever (1958-59-60)	G	1987
*Dan McMillan (1917-19)	T	1971
Carson Palmer (1998-99-2000-01-02)	QB	2021
Erny Pinckert (1929-30-31)	B	1957
Troy Polamalu (1999-2000-01-02)	LB	2019
Marvin Powell (1974-75-76)	T	1994
Aaron Rosenberg (1931-32-33)	G	1966
O.J. Simpson (1967-68)	TB	1983
Ernie Smith (1930-31-32)	T	1970
Harry Smith (1937-38-39)	G	1955
Lynn Swann (1971-72-73)	FL	1993
Cotton Warburton (1932-33-34)	B	1975
Charles White (1976-77-78-79)	TB	1996
Richard Wood (1972-73-74)	LB	2007
Ron Yary (1965-66-67)	T	1987
Charles Young (1970-71-72)	TE	2004

COACHES (YEARS COACHED AT USC)

Howard Jones (1925 to 1940)	1951
John McKay (1960 to 1975)	1988
John Robinson (1976 to 1982, 1993 to 1997)	2009

ASSISTANT COACHES (YEARS COACHED AT USC)

**Mel Hein (1951 to 1965)	1954
+Aubrey Devine (1925-26)	1973
***Bob Blackman	1987
++Ricky Hunley (1992-93)	1997
****Ken O'Brien (1998)	1997
#Don Coryell (1960)	1999
##R.C. Slocum (1981)	2012

ATHLETIC DIRECTORS

*****Mike McGee (1984-93)	1990
---------------------------	------

*McMillan lettered at California in 1920-21.

**Hein played for Washington State in 1927-31.

***Blackman was a student assistant coach while enrolled at USC (1939-41); he was on USC's freshman football team in 1938; he was inducted based on his head coaching at Dartmouth, Illinois, Denver and Cornell

****O'Brien played for UC Davis in 1980-82.

*****McGee played for Duke in 1957-59.

+Devine played for Iowa in 1919-21.

++Hunley played for Arizona in 1980-83.

#Coryell was inducted based on his head coaching at San Diego State and Whittier

##Slocum was inducted based on his head coaching at Texas A&M

Trojans on Pac-12 All-Century Team

QB Matt Leinart
RB Marcus Allen
RB O.J. Simpson
RB Charles White
RB Reggie Bush
RB Mike Garrett
WR Keyshawn Johnson
WR Lynn Swann
WR Marqise Lee
TE Charles Young
OL Ron Yary
OL Tony Boselli
OL Anthony Munoz
OL Brad Budde
DE Willie McGinest
DT Leonard Williams
LB Junior Seau
LB Richard Wood
LB Chris Claiborne
CB Joey Browner
S Ronnie Lott (Def. Player of Century)
S Troy Polamalu
S Mark Carrier
RET Reggie Bush
Head Coach John McKay

(Selected in 2015 by panel of 119 media, players and coaches. Next closest to USC's 25 picks was Arizona's 5.)



ALL-CONFERENCE SELECTIONS

Here is a list of Trojans named to the All-Conference first team since 1928 (from 1928 to 1951, All-Conference and All-Coast selections are included). USC joined the Pacific Coast Conference in 1922, which was reformed into the Athletic Association of Western Universities in 1959, then renamed the Pacific-8 Conference in 1968, the Pacific-10 Conference in 1978 and the Pac-12 Conference in 2011.

1928
Nate Barragar, C
Lloyd Thomas, B

1929
Francis Tappaan, E
Nate Barragar, G
Marsh Duffield, B

1930
Garrett Arbelbide, E
Johnny Baker, G
Marsh Duffield, B
Erny Pinckert, B

1931
Ray Sparling, E
Johnny Baker, G
Stan Williamson, C
Gus Shaver, B
Erny Pinckert, B
Ernie Smith, T

1932
Ernie Smith, T
Tay Brown, T
Aaron Rosenberg, G
Homer Griffith, B
Orv Mohler, Q

1933
Aaron Rosenberg, G
Cotton Warburton, B

1934
No USC selections

1935
No USC selections

1936
Gene Hibbs, E

1937
Amby Schindler, B

1938
Not available

1939
Phil Gaspar, T
Harry Smith, G
Grenny Lansdell, B
Bob Hoffman, B
Howard Stoecker, T

1940
Al Krueger, E

1941
Bob Robertson, B

1942
Mickey McCardle, B

1943
Ralph Heywood, E
Bill Gray, C
Mickey McCardle, B

1944
Jim Callanan, E
Don Hardy, E
John Ferraro, T
Jim Hardy, B
Gordon Gray, B

1945
Not available

1946
John Ferraro, T

1947
Paul Cleary, E
John Ferraro, T
Bob Hendren, T
Don Doll, B

1948
Don Doll, B

1949
Bill Martin, B

1950
Volney Peters, T

1951
Frank Gifford, B
Pat Cannamela, G
Johnny Williams, B

1952
Elmer Willhoite, G
Jim Sears, B
Lou Welsh, C
Bob Hooks, E
Bob Van Doren, T
George Timberlake, LB
Jim Psaltis, HB
Lindon Crow, B

1953
George Timberlake, C
Aramis Dandoy, B
Ed Fouch, T

1954
Ed Fouch, T
Lindon Crow, B

1955
Leon Clarke, E
Orlando Ferrante, G
Jon Arnett, B

1956
Jon Arnett, B
C.R. Roberts, B

1957
No USC selections

1958
Marlin McKeever, E
Frank Fiorentino, G

1959
Marlin McKeever, E
Ron Mix, T
Mike McKeever, G
Jerry Traynham, B

1960
Marlin McKeever, E

1961
Hal Bedsole, E
Frank Buncom, T
Britt Williams, G
Pete Beathard, QB
Ben Wilson, FB

1962
Hal Bedsole, E
Gary Kirner, T
Damon Bame, G
Pete Beathard, QB
Willie Brown, HB

1963
Gary Kirner, T
Damon Bame, G
Willie Brown, HB
Mike Garrett, HB

1964
Bob Svihus, OT
Bill Fisk, OG
Mike Garrett, HB
Jeff Smith, DE
Gary Hill, DB

1965
Chuck Arrobio, OT
Frank Lopez, OG
Paul Johnson, C
Mike Garrett, HB
Jim Walker, DE
Ron Yary, OT
Jeff Smith, LB
Nate Shaw, DB

1966
Ron Drake, E
Ron Yary, OT
Jim Homan, OG
Rod Sherman, HB
Ray May, DE
Larry Petrill, NG
Nate Shaw, DB

1967
Earl McCullouch, E
Ron Yary, OT
O.J. Simpson, RB
Tim Rossovich, DE
Adrian Young, LB
Mike Battle, DB

1968
Bob Klein, E
Sid Smith, OT
Fred Khasigian, OG
Steve Sogge, QB
O.J. Simpson, RB
Jim Gunn, DE

1969
Sid Smith, OT
Fred Khasigian, OG
Clarence Davis, RB
Jim Gunn, DE
Al Cowlings, DL
Tyrone Hudson, DB

1970
Clarence Davis, RB
Charles Weaver, DE

1971
John Vella, OT
John Grant, DE
Willie Hall, LB

1972
Charles Young, E
Pete Adams, OT
Dave Brown, C
John Grant, DL
James Sims, DL
Richard Wood, LB

1973
Jim Obradovich, E
Booker Brown, OT
Anthony Davis, RB
Lynn Swann, WR
Monte Doris, DL
Richard Wood, LB
James Sims, LB
Artimus Parker, DB

1974
Jim Obradovich, E
Marvin Powell, OT
Bill Bain, OG
Anthony Davis, RB
Chris Limahelu, PK
Gary Jeter, DL
Art Riley, DL
Richard Wood, LB
Ed Powell, LB
Charles Phillips, DB
Danny Reece, DB
Marvin Cobb, DB

1975
Marvin Powell, OT
Ricky Bell, RB
Gary Jeter, DL
Kevin Bruce, LB
Danny Reece, DB

1976
Marvin Powell, OT
Donnie Hickman, OG
Ricky Bell, RB
Gary Jeter, DL
David Lewis, OLB
Rod Martin, OLB
Clay Matthews, ILB
Dennis Thurman, DB

1977
Pat Howell, OG
Brad Budde, OG
Charles White, RB
Walt Underwood, DL
Clay Matthews, LB
Dennis Thurman, DB

1978
Charles White, RB
Kevin Williams, WR
Pat Howell, OG
Brad Budde, OG
Anthony Munoz, OT
Rich Dimler, DL
Dennis Johnson, LB
Marty King, P

1979
Paul McDonald, QB
Charles White, RB
Hoby Brenner, TE
Roy Foster, OL
Keith Van Horne, OL
Brad Budde, DL
Dennis Johnson, LB
Riki Gray, LB
Ronnie Lott, DB
Dennis Smith, DB

1980
Marcus Allen, RB
Roy Foster, OG
Keith Van Horne, OT
Dennis Edwards, DL
George Achica, OL
Chip Banks, LB
Ronnie Lott, DB
Dennis Smith, DB

1981
Marcus Allen, RB
Tony Slaton, OL
Roy Foster, OL
Bruce Matthews, OL
George Achica, DL
Dennis Edwards, DL
Chip Banks, OL

1982
Tony Slaton, OL
Bruce Matthews, OL
Don Mosebar, OL
George Achica, DL
Jack Del Rio, LB
Joey Browner, DB

1983
Tony Slaton, OL
Jack Del Rio, LB

1984
Fred Crutcher, RB
Ken Ruettgers, OL
Tony Colorito, DL
Duane Bickett, LB
Tommy Haynes, DB

1985
Jeff Bregel, OL
James FitzPatrick, OL
Tim McDonald, DB

1986
Jeff Bregel, OL
Marcus Cotton, LB
Tim McDonald, DB

1987
Steven Webster, RB
Dave Cadigan, OL
Paul Green, TE

1988
Rodney Peete, QB
Leroy Holt, RB
Erik Affholter, WR
Scott Galbraith, TE
Mark Tucker, DL
Tim Ryan, DL
Dan Owens, DL
Scott Ross, ILB
Mark Carrier, S
Cleveland Colter, S



1989

Todd Marinovich, QB
Ricky Ervins, RB
Leroy Holt, RB
John Jackson, WR
Scott Galbraith, TE
Brad Leggett, OL
Brent Parkinson, OL
Tim Ryan, DL
Dan Owens, DL
Junior Seau, DLB
Scott Ross, ILB
Mark Carrier, S

1990

Gary Wellman, FL
Mark Tucker, OL
Pat Harlow, OL
Don Gibson, OL
Scott Ross, ILB

1991

Tony Boselli, OL
Curtis Conway, RET SP

1992

Curtis Conway, WR, RET SP
Tony Boselli, OL
Willie McGinest, LB

1993

Rob Johnson, QB
Johnnie Morton, WR
Willie McGinest, DL

1994

Keyshawn Johnson, WR
Tony Boselli, OL

1995

Keyshawn Johnson, WR
John Michels, DL
Darrell Russell, DL
John Stonehouse, P

1996

Darrell Russell, DL
Sammy Knight, LB
Daylon McCutcheon, DB

1997

Chris Claiborne, LB
Brian Kelly, DB

1998

Travis Claridge, OL
Ennis Davis, OL
Chris Claiborne, LB
Daylon McCutcheon, DB
Rashard Cook, DB

1999

Travis Clardige, OL
David Gibson, DB

2000

No USC selections

2001

Troy Polamalu, DB
Kevin Arbet, SPT

2002

Carson Palmer, QB
Jacob Rogers, OL
Matt Grootegoed, LB
Troy Polamalu, DB

2003

Matt Leinart, QB
Mike Williams, WR
Jacob Rogers, OL
Norm Katnik, OL
Kenechi Udeze, DL
Shaun Cody, DL
Mike Patterson, DL
Will Poole, DB
Tom Malone, P

2004

Matt Leinart, QB
Reggie Bush, TB, PR
Shaun Cody, DL
Mike Patterson, DL
Matt Grootegoed, LB
Lofa Tatupu, LB
Tom Malone, P

2005

Matt Leinart, QB
Reggie Bush, TB
Dwayne Jarrett, WR
Ryan Kalil, OL
Taitusi Lutui, OL
Sam Baker, OL
Frostee Rucker, DL
Lawrence Jackson, DL
Darnell Bing, S

2006

Dwayne Jarrett, WR
Sam Baker, OT
Ryan Kalil, C
John David Booty, QB
Steve Smith, WR
Sedrick Ellis, DT
Keith Rivers, LB
Rey Maualuga, LB

2007

Fred Davis, TE
Chilo Rachal, OG
Sam Baker, DT
Sedrick Ellis, DT
Lawrence Jackson, DE
Keith Rivers, LB
Rey Maualuga, LB
Kevin Ellison, S

2008

Mark Sanchez, QB
Kristofer O'Dowd, C
Fili Moala, DT
Brian Cushing, LB
Rey Maualuga, LB
Kevin Ellison, S
Taylor Mays, S
David Buehler, PK

2009

Damian Williams, WR/PR
Jeff Byers, OL
Charles Brown, OT
Taylor Mays, S

2010

Tyron Smith, OT
Jurrell Casey, DT
Robert Woods, KOR

2011

Robert Woods, WR
Matt Kalil, OT
Nick Perry, DE
T.J. McDonald, S
Nickell Robey, CB
Andre Heidari, PK
Rhett Ellison, SPT

2012

Marqise Lee, WR
Khaled Holmes, C

2013

Marcus Martin, C
Leonard Williams, DE
Soma Vainuku, SPT

2014

Javorius Allen, TB
Nelson Agholor, WR-RET
Max Tuerk, C
Leonard Williams, DE
Su'a Cravens, S-DLB

2015

Zach Banner, OT
JuJu Smith-Schuster, WR
Antwaun Woods, OT
Su'a Cravens, OLB
Adoree' Jackson, CB

2016

Adoree' Jackson, CB-RET
Zach Banner, OT
Chad Wheeler, DT

2017

Sam Darnold, QB
Ronald Jones II, TB
Rasheem Green, OL
Uchenna Nwosu, OLB
Cameron Smith, ILB
Marvell Tell III, S
Michael Pittman Jr., SPT

2018

No USC selections

2019

Michael Pittman Jr., WR
Austin Jackson, OT
Jay Tufele, DT

2020

Talanoa Hufanga, S
Alijah Vera-Tucker, OL
Marlon Tuipulotu, DL
Amon-Ra St. Brown, WR
Kedon Slovis, QB

2021


Drake London, WR
Tuli Tuipulotu, DL

2022

Caleb Williams, QB
Tuli Tuipulotu, DL
Andrew Vorhees, OL
Jordan Addison, WR
Mekhi Blackmon, DB




TROY POLAMALU



LYNN SWANN




MARLIN McKEEVER



MIKE McKEEVER




RON MIX



AARON ROSENBERG



JOHNNY BAKER



ERNY PINCKERT



TROJAN TEAM AWARDS

(not presented in 2020 due to COVID-19 pandemic or in 2022)

MIKE McKEEVER MEMORIAL AWARD

Awarded to Most Valuable Player of season annually. Award winner is selected by vote of the football coaches. The trophy is donated by the McKeever family.

- 1967--D.J. Simpson
- 1968--D.J. Simpson
- 1969--Jimmy Jones
- 1970--Jimmy Jones
- 1971--Willie Hall
- 1972--Mike Rae
- 1973--Lynn Swann
- 1974--Pat Haden
- 1975--Ricky Bell
- 1976--Ricky Bell
- 1977--Dennis Thurman
- 1978--Charles White
- 1979--Paul McDonald, Charles White
- 1980--Ronnie Lott
- 1981--Marcus Allen
- 1982--Joey Browner
- 1983--Jeff Brown
- 1984--Neil Hope
- 1985--Tim McDonald
- 1986--Tim McDonald
- 1987--Rodney Peete
- 1988--Rodney Peete
- 1989--Junior Seau
- 1990--Scott Ross
- 1991--Curtis Conway
- 1992--Curtis Conway
- 1993--Johnnie Morton
- 1994--Tony Boselli
- 1995--Keyshawn Johnson
- 1996--Sammy Knight
- 1997--Cedric Jefferson
- 1998--Chris Claiborne
- 1999--Chad Morton
- 2000--Zeke Moreno
- 2001--Troy Polamalu
- 2002--Carson Palmer
- 2003--Matt Leinart
- 2004--Reggie Bush
- 2005--Reggie Bush
- 2006--Steve Smith
- 2007--Sedrick Ellis, Fred Davis
- 2008--Rey Maualuga
- 2009--Damian Williams
- 2010--Jurrell Casey
- 2011--Matt Barkley
- 2012--Marqise Lee
- 2013--Javorius Allen
- 2014--Leonard Williams
- 2015--Adoree' Jackson
- 2016--Adoree' Jackson
- 2017--Sam Darnold, Uchenna Nwosu
- 2018--Cameron Smith
- 2019--Michael Pittman Jr.
- 2021--Drake London

BRICE TAYLOR MEMORIAL AWARD

Awarded through 1992 to the Offensive Player of the Year in memory of USC's first All-American.

- 1976--Donnie Hickman
- 1977--Mosi Tatupu
- 1978--Lynn Cain
- 1979--Brad Budde
- 1980--Keith Van Horne
- 1981--Roy Foster
- 1982--Jeff Simmons
- 1983--Tony Slaton
- 1984--Ken Ruettggers
- 1985--James FitzPatrick
- 1986--Rodney Peete
- 1987--Rodney Peete
- 1988--Erik Affholter
- 1989--Ricky Ervins
- 1990--Gary Wellman
- 1991--Tony Boselli
- 1992--Curtis Conway
- 1993--Discontinued

ROY BAKER MEMORIAL AWARD

Awarded through 1975 to the player chosen as the Back of the Year by vote of the coaching staff. The trophy was donated by the Harbor Area Alumni Club.

- 1961--Ben Wilson
- 1962--Willie Brown
- 1963--Mike Garrett
- 1964--Mike Garrett
- 1965--Mike Garrett
- 1966--Mike Hull
- 1967--D.J. Simpson
- 1968--D.J. Simpson
- 1969--Clarence Davis
- 1970--Clarence Davis
- 1971--Jimmy Jones
- 1972--Sam Cunningham
- 1973--Pat Haden
- 1974--Anthony Davis
- 1975--Ricky Bell
- 1976--Discontinued

SID CHERNISS MEMORIAL AWARD

Awarded through 1992 to the Defensive Player of the Year and donated by Judge Sid Cherniss Jr. In 1974-75 it was given to the outstanding defensive lineman.

- 1974--Dale Mitchell
- 1975--Gary Jeter
- 1976--Eric Williams
- 1977--Dennis Thurman
- 1978--Rich Dimler
- 1979--Larry McGrew
- 1980--Ronnie Lott, Dennis Smith
- 1981--Dennis Edwards
- 1982--Riki Gray
- 1983--Jack Del Rio
- 1984--Duane Bickett
- 1985--Matt Johnson
- 1986--Marcus Cotton
- 1987--Greg Coauette
- 1988--Scott Ross
- 1989--Junior Seau
- 1990--Scott Ross
- 1991--Matt Gee, David Webb
- 1992--Willie McGinest
- 1993--Discontinued

SERVICE TEAM PLAYERS OF THE YEAR AWARD

Awarded from 1998 to the top scout team player. Originally called the Black Shirt Players of the Year Award from 1998 to 2000.

- 1998--Zach Wilson (off.)
Rocky Seto (def.)
- 1999--Sandy Fletcher (off.)
Rick Luce (def.)
- 2000--Ryan Kaiser (off.)
Aaron Orndorff (def.)
- 2001--Billy Hart (off.)
Jay Bottom (def.)
- 2002--Kurt Katnik (off.)
Travis Tofi (def.)
- 2003--Andre Woodert (off.)
Lawrence Jackson (def.)
- 2004--Chris Bocage (off.)
Fili Moala (def.)
- 2005--Mark Sanchez (off.)
Kaluka Maiava (def.)
- 2006--David Ausberry (off.)
Alex Parsons (def.)
- 2007--Mitch Mustan (off.)
Christian Tupou (def.)
- 2008--Steve Gatena (off.)
Jurrell Casey (def.)
- 2009--Michael Reardon (off.)
Marquis Simmons (def.)
- 2010--D.J. Morgon (off.)
George Uko (def.)

- 2011--Cyrus Hobbi (off.)
Anthony Sarao (def.)
- 2012--Jordan Simmons (off.)
Jabari Ruffin (def.)
- 2013--Conner Sullivan (off.)
Nick Schlossberg (def.)
- 2014--Jalen Greene (off.)
Reuben Peters (def.)
- 2015--Sam Darnold (off.)
Don Hill, Joel Foy (def.)
- 2016--Cary Angeline (off.)
Oluwale Betiku, Connor Murphy (def.)
- 2017--Richie Wenzel (off.)
Jacob Lichtenstein, Jay Tufele (def.)
- 2018--Quincy Jountti, Liam Douglass (off.)
Spencer Gilbert, Bryce Matthews (def.)
- 2019--Sean Mahoney, Scott Voigt (off.)
Matt Bayle, Grant Jones (def.)
- 2021--Kohl Hollingquest, Samuel Oram-Jones (off.)
Anthony Beavers Jr., Tommy Maurice (def.)

JOHN DYE MEMORIAL AWARD

Awarded to the varsity football player chosen as the Lineman of the Year by vote of the coaching staff. It was donated by Dr. Peter K. Thomas.

- 1946--Jim Callanan
- 1947--Walt McCormick
- 1948--Bob Stillwell
- 1949--Jack Nix
- 1950--Volney Peters
- 1951--Al Sanbrano
- 1952--Bob Peviani
- 1953--Ed Pucci
- 1954--Ed Fouch
- 1955--Orlando Ferrante
- 1956--Mike Henry
- 1957--Mike Henry
- 1958--Hillard Hill
- 1959--Ron Mix
- 1960--Marlin McKeever
- 1961--Mike Bunda
- 1962--Damon Bame
- 1963--Damon Bame
- 1964--Bill Fisk
- 1965--Paul Johnson
- 1966--Larry Petrill
- 1967--Tim Rossovich
- 1968--Bob Klein
- 1969--Jim Gunn
- 1970--Gerry Mullins
- 1971--John Vella
- 1972--John Grant, Charles Young
- 1973--Booker Brown
- 1974--Bob McCaffrey
- 1975--Melvin Jackson
- 1976-97--Not given
- 1998--Travis Claridge (off.)
Ennis Davis (def.)
- 1999--Travis Claridge (off.)
Ryan Nielsen (def.)
- 2000--Brent McCaffrey (off.)
Ennis Davis (def.)
- 2001--Jacob Rogers (off.)
Lonnie Ford (def.)
- 2002--Zach Wilson (off.)
Kenechi Udeze (def.)
- 2003--Jacob Rogers (off.)
Kenechi Udeze (def.)
- 2004--Sam Baker (off.)
Shaun Cody, Mike Patterson (def.)
- 2005--Taitusi Lutui (off.)
Lawrence Jackson (def.)
- 2006--Ryan Kalil, Sam Baker (off.)
Lawrence Jackson (def.)
- 2007--Sam Baker, Matt Spanos (off.)
Sedrick Ellis, Lawrence Jackson (def.)
- 2008--Kristofer O'Dowd (off.)
Fili Moala (def.)
- 2009--Jeff Byers (off.)
Christian Tupou, Jurrell Casey (def.)
- 2010--Tyron Smith (off.)
Jurrell Casey (def.)
- 2011--Matt Kalil (off.)
Nick Perry (def.)
- 2012--Khaled Holmes (off.)
Morgan Breslin (def.)
- 2013--Marcus Martin (off.)
Leonard Williams (def.)

- 2014--Max Tuerk (off.)
Leonard Williams (def.)
- 2015--Zach Banner (off.)
Antwaun Woods, Delvon Simmons (def.)
- 2016--Zach Banner, Chad Wheeler (off.)
Stevie Tu'ikolovatu (def.)
- 2017--Chris Brown (off.)
Rasheem Green (def.)
- 2018--Chris Brown (off.)
Jay Tufele (def.)
- 2019--Alijah Vera-Tucker (off.)
Jay Tufele (def.)
- 2021--Andrew Vorhees (off.)
Tuli Tuipulotu (def.)

PERIMETER PLAYER OF THE YEAR AWARD

- 2011--Robert Woods (off.)
T.J. McDonald (def.)
- 2012--Marqise Lee (off.)
T.J. McDonald (def.)
- 2013--Javorius Allen, Nelson Agholor (off.)
Josh Shaw, Dion Bailey (def.)
- 2014--Nelson Agholor (off.)
Su'a Cravens (def.)
- 2015--JuJu Smith-Schuster (off.)
Su'a Cravens (def.)
- 2016--Darreus Rogers, JuJu Smith-Schuster (off.)
Adoree' Jackson (def.)
- 2017--Ronald Jones II (off.)
Cameron Smith (def.)
- 2018--Michael Pittman Jr. (off.)
Iman Marshall (def.)
- 2019--Tyler Vaughns (off.)
Talanoa Hufanga, Isaiah Pola-Mao (def.)
- 2021--Drake London (off.)
Xavion Alford, Calen Bullock (def.)

MARIO DANELO SPECIAL TEAMS PLAYER OF THE YEAR

- 1987--Greg Coauette
- 1988--Chris Hale
- 1989--Kurt Barber
- 1990--Quin Rodriguez
- 1991--Bruce Luizzi
- 1992--Bruce Luizzi
- 1993-97--Not given
- 1998--Ifeanyi Ohalet
- 1999--Frank Carter
- 2000--Kori Dickerson
- 2001--Kevin Arbet
- 2002--Darrell Rideaux
- 2003--Will Poole, Marcell Almond
- 2004--Desmond Reed
- 2005--Mario Danelo, Kaluka Maiava
- 2006--Kaluka Maiava, Clay Matthews
- 2007--Thomas Williams, Clay Matthews
- 2008--David Buehler, Clay Matthews
- 2009--Garrett Green
- 2010--Chris Galippo
- 2011--Ross Cumming
- 2012--Tony Burnett
- 2013--Soma Vainuku
- 2014--Quinton Powell
- 2015--Soma Vainuku
- 2016--Adoree' Jackson
- 2017--Matt Lopes, Michael Pittman Jr.
- 2018--Reuben Peters
- 2019--Chase McGrath
- 2021--Ben Griffiths

TROJAN CLUB AWARD

Awarded through 1975 to the most improved player on the varsity football team. Chosen by vote of the coaching staff. The trophy was donated by the Trojan Club.

- 1960--Bill Nelsen
- 1961--Jim Maples
- 1962--Gary Potter
- 1963--John Thomas
- 1964--Mac Byrd
- 1965--Jim Walker
- 1966--Steve Barry
- 1967--Earl McCullough
- 1968--Steve Sogge
- 1969--Willard Scott



1970--John Grant
 1971--Bob Eriksen
 1972--Charles Hinton (back)
 Jeff Winans (lineman)
 1973--Rod McNeill (back)
 Steve Riley (lineman)
 1974--Marvin Cobb (back)
 Art Riley (lineman)
 1975--Mosi Tatupu (back)
 Walt Underwood (lineman)
 1976--Discontinued

DAVIS-TESCHKE AWARD

Awarded annually to the most inspirational player on the varsity football team. Chosen by vote of the varsity lettermen at season's end. The permanent award is a plaque remaining in the head football coach's office on which the recipient's name is engraved each year. An individual trophy, donated by the Arnold Eddy Family, is given to the winner.

1919--John Fox
 1920--Jimmy Smith, Ken Townsend
 1921--Orrie Hester
 1922--Leo Calland
 1923--Chet Dolley
 1924--John Hawkins
 1925--Jeff Cravath
 1926--Ted Gorrell
 1927--Morley Drury
 1928--Lloyd Thomas
 1929--Russ Saunders
 1930--Ralph Wilcox
 1931--Erny Pinckert
 1932--Tay Brown
 1933--Larry Stevens
 1934--Herb Tatsch
 1935--Max Belko
 1936--Davie Davis
 1937--Owen Hansen
 1938--Ray George
 1939--Bill Fisk
 1940--Ed Dempsey
 1941--Ben Sohn, Bobby Robertson
 1942--Bill Seixas
 1943--Bill Gray
 1944--Duane Whitehead
 1945--Jackie Musick
 1946--Bob Musick
 1947--Don Clark
 1948--Don Doll
 1949--Bill Martin
 1950--Pat Cannamela, Ralph Pucci
 1951--Lou Welsh
 1952--Jim Sears
 1953--Dick Petty
 1954--Marv Goux
 1955--Marv Goux
 1956--Don Hickman
 1957--Ken Antle
 1958--Ken Antle
 1959--Mike McKeever
 1960--Roger Mietz
 1961--Warren Stephenson
 1962--Marv Marinovich
 1963--Willie Brown
 1964--Craig Fertig
 1965--Mike Garrett
 1966--Ray May
 1967--Adrian Young
 1968--Steve Sogge
 1969--Al Cowlings
 1970--Charlie Weaver
 1971--John Papadakis
 1972--Dave Brown
 1973--Manny Moore
 1974--Pat Haden
 1975--Joe Davis
 1976--Vince Evans
 1977--Mosi Tatupu
 1978--Otis Page
 1979--Brad Budde
 1980--Ronnie Lott
 1981--Dennis Edwards
 1982--George Achica
 1983--Jeff Brown
 1984--Neil Hope
 1985--Matt Johnson
 1986--Rex Moore
 1987--Leroy Holt
 1988--Leroy Holt
 1989--Leroy Holt
 1990--Scott Ross
 1991--Matt Willig
 1992--Mike Mooney

1993--Willie McGinest, Deon Strother
 1994--Jeff Kopp
 1995--Terry Barnum
 1996--Sammy Knight
 1997--Brian Kelly
 1998--Marc Matock
 1999--John Fox
 2000--Petros Papadakis
 2001--Antuan Simmons,
 Charlie Landrigan
 2002--Troy Polamalu
 2003--Keary Colbert
 2004--Matt Grootegoed, Lofa Tatupu
 2005--Taitusi Lutui, Frostee Rucker
 2006--Ryan Kalil
 2007--Thomas Williams
 2008--Kyle Moore
 2009--Stafon Johnson
 2010--Stanley Havili
 2011--Christian Tupou
 2012--T.J. McDonald
 2013--Devon Kennard
 2014--Randall Telfer
 2015--Max Tuerk
 2016--Sam Darnold
 2017--Jake Olson
 2018--Ajene Harris
 2019--John Houston Jr.
 2021--Vavae Malepeai

THEODORE GABRIELSON AWARD

Awarded annually to the outstanding player in the USC-Notre Dame game.

1969--Greg Slough
 1970--Willie Hall
 1971--Edesel Garrison
 1972--Anthony Davis
 1973--Charles Anthony
 Charles Phillips (def.)
 1975--Ricky Bell
 1976--Ron Bush
 1977--Walt Underwood
 1978--Paul McDonald
 1979--Danny Garcia
 1980--Chip Banks
 1981--George Achica
 1982--Jeff Simmons
 1983--Duane Bickett
 1984--Brian Luft
 1985--Jeff Bregel
 1986--Todd Steele
 1987--Erik Affholter (off.)
 Tim Ryan (def.)
 1988--Erik Affholter (off.)
 Scott Ross (def.)
 1989--John Jackson (off.)
 Mark Carrier (def.)
 1990--Mazio Royster,
 Todd Marinovich (off.)
 Scott Ross, Gidion Murrell (def.)
 1991--Bradford Banta,
 Yonnie Jackson (off.)
 Stephon Pace (def.)
 1992--Rob Johnson (off.)
 Willie McGinest (def.)
 1993--Thomas Holland
 1994--John Stonehouse
 1995--Not given
 1996--Sammy Knight
 1997--Mark Cusano
 1998--Rashard Cook
 1999--Not given
 2000--Zeke Moreno
 2001--Lonnie Ford
 2002--Justin Fargas
 2003--Matt Leinart
 2004--Matt Leinart
 2005--Reggie Bush
 2006--Dwayne Jarrett
 2007--Mark Sanchez
 2008--Kaluka Maiava
 2009--Anthony McCoy
 2010--Not given
 2011--Nickell Robey
 2012-13--Not given
 2014--Cody Kessler
 2015--Not given
 2016--Adoree' Jackson
 2017-21--Not given

MARV GOUX AWARD

Awarded annually to the varsity football team member chosen by the team as having contributed the most during the USC-UCLA game of that season. The trophy is an actual sized gold football donated annually by Rolland Curtis.

1952--Bill Hattig
 1953--Dick Petty
 1954--Orlando Ferrante
 1955--Gordon Duvall
 1956--Bob Voiles
 1957--Bob Voiles
 1958--Lou Byrd
 1959--Al Banskavage
 1960--Marlin McKeever
 1961--Frank Buncom
 1962--Marv Marinovich
 1963--Pete Beathard
 1964--Mike Garrett
 1965--Mike Garrett
 1966--Mike Hull
 1967--O.J. Simpson
 1968--O.J. Simpson
 1969--Al Cowlings
 1970--Sam Dickerson
 1971--Lou Harris
 1972--Richard Wood
 1973--Monte Doris
 1974--Anthony Davis
 1975--Ricky Bell (off.)
 Walt Underwood (def.)
 1976--Ricky Bell
 1977--Rob Hertel
 1978--Charles White (off.)
 Ty Sperling (def.)
 1979--Charles White (off.)
 Ronnie Lott (def.)
 1980--Keith Van Home (off.)
 Ronnie Lott (def.)
 1981--Marcus Allen (off.)
 George Achica (def.)
 1982--Scott Tinsley (off.)
 Joey Browner (def.)
 1983--Michael Harper (off.)
 Tommy Haynes (def.)
 1984--Hank Norman (off.)
 Jack Del Rio (def.)
 1985--Joe Cormier (off.)
 Matt Koart (def.)
 1986--Rodney Peete (off.)
 Rex Moore (def.)
 1987--Rodney Peete, Erik Affholter (off.)
 Mark Carrier (def.)
 1988--Rodney Peete, Aaron Emanuel,
 John Guerrero (off.)
 Tim Ryan, Don Gibson (def.)
 1989--Ricky Ervins (off.)
 Mark Carrier (def.)
 1990--Mazio Royster (off.)
 Stephon Pace (def.)
 1991--Estrus Crayton (off.)
 Calvin Holmes (def.)
 1992--Rob Johnson (off.)
 Stephon Pace (def.)
 1993--Rob Johnson
 1994--Keyshawn Johnson
 1995--Delon Washington
 1996--R. Jay Soward
 1997--R. Jay Soward
 1998--Not given
 1999--David Gibson
 2000--Carson Palmer
 2001--Antuan Simmons
 2002--Carson Palmer
 2003--Mike Williams
 2004--Reggie Bush, Ryan Killeen
 2005--Reggie Bush, Lawrence Jackson
 2006--Not given
 2007--Terrell Thomas
 2008--Patrick Turner
 2009--Allen Bradford
 2010--Allen Bradford
 2011--Margise Lee
 2012-14--Not given
 2015--Justin Davis
 2016--De'Quan Hampton
 2017--Chris Hawkins
 2018--Not given
 2019--Kedon Slovis
 2021--Not given

ELMER C. "GLOOMY GUS" HENDERSON AWARD

Awarded through 1992 to the varsity football player who plays the greatest number of minutes during the season.

1966--Mike Scarpace
 1967--Dick Allmon
 1968--Gerry Shaw
 1969--Gerry Mullins
 1970--Ron Ayala
 1971--Willie Hall
 1972--Dave Brown
 1973--Bob McCaffrey
 1974--Jim Obradovich
 1975--Joe Davis
 1976--William Gay
 1977--William Gay
 1978--Pat Howell
 1979--Paul McDonald
 1980--Steve Busick
 1981--Roy Foster
 1982--Don Mosebar
 1983--Keith Browner
 1984--Mark Boyer
 1985--Jerome Tyler
 1986--Junior Thurman
 1987--Greg Coauette
 1988--John Guerrero
 1989--Brad Leggett
 1990--Pat Harlow
 1991--Tony Boselli
 1992--Craig Gibson, Len Gorecki
 1993--Discontinued

JACK OAKIE "RISE AND SHINE" AWARD

Awarded from 1985 to 1992, 1998 to 2000, 2002, 2004 to 2005, 2007 to 2008 and 2010 to 2015 to the player with the longest run from scrimmage, in 2003 for the player with the longest run, in 2016 for the most electrifying run, from 1993 to 1997, 2001, 2006 and 2009 to the player making the biggest hit of the year, in 2019 to the player embodying the Fight On spirit on and off the field and in 2021 to the toughest runner. Trophy donated by Mrs. Jack Oakie.

1985--Kennedy Pola (37 yards)
 1986--Rodney Peete (32)
 1987--Scott Lockwood (38)
 1988--Calvin Holmes (60)
 1989--Ricky Ervins (78)
 1990--Scott Lockwood (66)
 1991--Deon Strother (92)
 1992--Estrus Crayton (32),
 Dwight McFadden (32)
 1993--Jason Oliver
 1994--Donn Cunnigan
 1995--Sammy Knight
 1996--Grant Pearsall
 1997--Anthony Volsan
 1998--Frank Strong (73 yards)
 1999--Sultan McCullough (48)
 2000--Malaeou MacKenzie (69)
 2001--Mike Pollard
 2002--Sultan McCullough (62)
 2003--Reggie Bush (96)
 2004--Reggie Bush (84)
 2005--Reggie Bush (84)
 2006--Kevin Ellison
 2007--Joe McKnight (59)
 2008--Joe McKnight (55)
 2009--Taylor Mays
 2010--Allen Bradford (73)
 2011--Curtis McNeal (79)
 2012--Robert Woods (76)
 2013--Javorius Allen (80)
 2014--Javorius Allen (53)
 2015--Ronald Jones II (74)
 2016--Ronald Jones II
 2017-8--Not given
 2019--Matt Fink
 2021--Keaontay Ingram

SPECIAL GENERAL EXCELLENCE AWARD

1976--Gary Jeter (only year given)



ANNUAL TROJAN TEAM AWARDS

CHAMPION OF THE YEAR AWARD

Awarded through 1992 to player who "performed like a champion."

1987--Marcus Cotton, Ryan Knight
1988--Tracy Butts, Jeff Brown
1989--Aaron Emanuel, Marlon Washington, Cordell Sweeney
1990--Shane Foley, Brian Tullia
1991--Michael Gaytan, Alan Wilson
1992--Travis Hannah, Zuri Hector
1993--Discontinued

HOWARD JONES/FOOTBALL ALUMNI CLUB AWARD

Oringinally the Football Alumni Club Award, awarded annually to the senior varsity football letterman who has achieved the highest accumulative grade point average. In 1978 and 1979 it was awarded to the team's letterman with the highest GPA. From 1993, renamed Howard Jones/Football Alumni Club Academic Award.

1959--Gary Finneran
1960--Mike McKeever
1961--Warren Stephenson
1962--Ken Del Conte
1963--Tom Johnson
1964--Bill Fisk
1965--Chuck Arrobio
1966--Phil Lee
1967--Toby Page
1968--Steve Sogge
1969--Fred Khasigian
1970--Tyron Hudson
1971--John Papadakis
1972--Dave Brown
1973--Monte Doris
1974--Pat Haden
1975--Melvin Jackson
1976--Eugene Lawryk
1977--Gary Bethel
1978--Paul McDonald
1979--Gordon Adams
1980--Gordon Adams
1981--Jay Champlain
1982--Jim Arrivey
1983--Rod Williams
1984--Duane Bickett
1985--Matt Koart
1986--Jeff Bregel
1987--Keith Davis, John Page
1988--Chuck Ebertin
1989--Tom Dabasinskas
1990--Shane Foley
1991--Marc Raab
1992--Bruce Luizzi, Mike Mooney
1993--Rory Brown
1994--Tony Boselli
1995--Jeremy Hogue
1996--Matt Keneley
1997--Jonathan Himebauch
1998--Adam Abrams
1999--Todd Keneley
2000--Mike Van Raaphorst
2001--Mike MacGillivray
2002--Scott Huber
2003--Matt Cassel
2004--Ryan Ting
2005--Brandon Hancock
2006--Nick Vanderboom
2007--Garrett Green
2008--Garrett Green, Jordan Congdon
2009--Garrett Green
2010--Augusto Alonso
2011--Augusto Alonso
2012--Khaled Holmes
2013--Devon Kennard
2014--Anthony Neyer
2015--Robby Kolanz
2016--Max Browne
2017--Yoofi Quansah
2018--Jordan Austin
2019--Jacob Daniel
2021--Nick Figueroa

HOWARD JONES INCENTIVE AWARD

Awarded annually through 1992 to the varsity player who has the greatest increase in his grade point average in the previous academic year. From 1993, it was combined with the Football Alumni Club Award.

1979--Danny Garcia
1980--Roy Foster
1981--Don Mosebar
1982--Darryl Moore
1983--Tony Brewer
1984--Timmie Ware
1985--Brent Moore
1986--Bruce Parks
1987--Ken Henry
1988--Erik Affholter
1989--Dan Barnes
1990--Shannon Jones
1991--Alan Wilson
1992--Travis Hannah
1993--Discontinued with Football Alumni Club Award

CHRIS CARLISLE COURAGE AWARD

2002--Malaefou MacKenzie, Justin Fargas
2003--Melvin Simmons
2004--Ryan Kalil
2005--Scott Ware
2006--Desmond Reed
2007--Matt Spanos
2008--Jeff Byers
2009--Josh Pinkard
2010--Christian Tupou
2011--Curtis McNeal
2012--Robert Woods
2013--Randall Telfer, Marqise Lee
2014--J.R. Tavai
2015--Lamar Dawson
2016--Michael Hutchings
2017--Toa Lobendah, Steven Mitchell Jr.
2018--Jake Olson
2019--Austin Jackson
2021--Jacob Lichtenstein

RHETT ELLISON TROJAN WAY LEADERSHIP AWARD

2011--Rhett Ellison
2012--Khaled Holmes
2013--Devon Kennard, Hayes Pullard
2014--Cody Kessler
2015--Cody Kessler
2016--Cameron Smith
2017--Chris Hawkins
2018--Porter Gustin
2019--Amon-Ra St. Brown
2021--Kana'i Mauga

DR. ARTHUR C. BARTNER TROJAN COMMITMENT AWARD

2014--Hayes Pullard
2015--Tre Madden, Jahleel Pinner
2016--Justin Davis, Leon McQuay III
2017--Nico Falah, Viane Talamaiva
2018--Marvell Tell III
2019--Christian Rector
2021--Erik Krommenhoek

JOE COLLINS WALK-ON AWARD

Awarded to the team's top non-scholarship player.

2010--Tony Burnett
2011--Kyle Negrete
2012--Nathan Guertler, Ryan Dillard
2013--Taylor Ross
2014--Alex Wood
2015--Reuben Peters
2016--Grant Moore
2017--Reid Budrovich, Chase McGrath
2018--Jake Russell
2019--Quincy Jountti
2021--Clyde Moore

JOHN MCKAY AWARD

Given through 2016 to the underclassman with the most competitive spirit, then to any player.

2002--Mike Ross
2003--Lofa Tatupu
2004--Thomas Williams
2005--Rey Mauluga
2006--Brian Cushing
2007--Christian Tupou
2008--Damian Williams
2009--Devon Kennard
2010--Robert Woods
2011--Nickell Robey
2012--Marqise Lee

2014--JuJu Smith
2015--Cameron Smith
2016--Porter Gustin, Uchenna Nwosu
2017--Josh Fatu
2018--Austin Jackson, Amon-Ra St. Brown
2019--Drew Richmond
2021--Brett Neilon, Liam Jimmons

LIFTERS AWARD

Trophy donated by Harry and Marion Keiper.

2001--Matt Cassel, Kenechi Udeze
2002--Grant Mattos, Troy Polamalu
2003--Lenny Vandermade, Mike Patterson
2004--Mike Patterson, Lofa Tatupu
2005--Reggie Bush, Taitusi Lutui, Sam Baker
2006--Sam Baker, Oscar Lua
2007--Sedrick Ellis, Keith Rivers, Kevin Ellison
2008--Brian Cushing, Kevin Ellison, Clay Matthews
2009--Jeff Byers, Will Harris, Taylor Mays
2010--Christian Tupou, Stanley Havili
2011--Rhett Ellison, Jawanza Starling
2012--Kevin Graf, Nickell Robey
2013--Devon Kennard, Chad Wheeler
2014--Max Browne, Anthony Sarao
2015--Soma Vainuku, Tre Madden, Cody Temple, Don Hill, Antwaun Woods
2016--Justin Davis, Reuben Peters, Porter Gustin, Special Teams' Specialists
2017--Sam Darnold, Nico Falah, Toa Lobendah, Uchenna Nwosu, Cameron Smith, Marvell Tell III
2018--Jordan Austin, Porter Gustin, Reuben Peters
2019--Michael Pittman Jr., Quincy Jountti
2021--Justin Dedich, Nick Figueroa

BOB CHANDLER AWARD

Awarded to the underclassman, based on athletic ability, academic scholarship, and character on and off the field, including the individual's leadership, courage, tenacity, discipline, loyalty, and high standards of morals and values. The award funds a scholarship for the player's tuition, room and board for the following year. The recipient wears a #10 sticker on his helmet (Chandler's jersey number). The trophy is donated by the Bob Chandler Foundation.

1995--Sammy Knight
1996--Jonathan Himebauch
1997--Chad Morton
1998--Aaron Williams
1999--Mike Van Raaphorst
2000--Charlie Landrigan
2001--Darrell Rideaux
2002--Keary Colbert
2003--Jason Leach
2004--Lofa Tatupu
2005--Ryan Kalil
2006--Keith Rivers
2007--Kevin Ellison
2008--Taylor Mays
2009--Christian Tupou
2010--Robert Woods
2011--Hayes Pullard
2012--Randall Telfer
2013--Cody Kessler
2014--Chad Wheeler
2015--Max Browne
2016--Sam Darnold
2017--Deontay Burnett
2018--Vavae Malepeai
2019--Erik Krommenhoek
2021--Tuli Tuipulotu

JOHN WAYNE MEMORIAL SCHOLARSHIP

Awarded to the senior with aspirations of continuing in higher education who chooses not to participate in professional football. It is donated by the Wayne family and the Trojan Football Alumni Club.

1980--Ty Sperling
1981--Jay Champlain
1982--Jim Arrivey
1983--Rod Williams
1984--Mark Boyer
1985--John Denvir
1986--Lonnie White
1987--John Page
1988--Chuck Ebertin
1989--Tom Dabasinskas
1990--Shane Foley
1991--Marc Raab
1992--Bruce Luizzi, Mike Mooney
1993--Martin Boskovich, Rory Brown
1994--Jeremy Hogue
1995--Terry Barnum
1996--Matt Keneley
1997--LaVale Woods
1998--Adam Abrams
1999--John Fox
2000--Mike Van Raaphorst
2001--Bobby DeMars
2002--Not given
2003--Scott Huber
2004--Matt Cassel
2005--Travis Watkins
2006--Brandon Hancock
2007--Nick Vanderboom, Brandon Hancock
2008--Jody Adewale
2009--Garrett Green
2010-11--Not given
2012--Kyle Negrete
2013--David Garness
2014--Nathan Guertler
2015--David Mellstrom
2016--Isaac Whitney
2017--Jackson Boyer, Yoofi Quansah
2018--Chris Tilbey
2019-20--Not given
2021--Ben Easington

COMMUNITY SERVICE AWARD

2014--Chris Willson
2015--John Plattenburg
2016--Zach Banner
2017--Jordan Austin
2018--Daniel Imatorbhebe
2019--Michael Pittman Jr.
2021--Mo Hasan

SAM BARRY SPARTAN AWARD

After 1952, this award went to the Spartan team member selected by the coaches who contributed the most to the varsity squad's development during the season. A wrist watch donated by Richard Barrett was awarded. Prior to 1952, the award was known as the Richard Barrett Award for the varsity's most cooperative member.

1940--Carl Benson
1941--Max Green
1942--Mel Bleecker
1943--Bill Gray
1944--Duane Whitehead
1945--Jack Musick
1947--Johnny Naumu
1948--Bill Martin
1949--Bob Stillwell
1950--Lou Welsh
1951--Don Zimmerman
1952--Jim Smith
1953--Hank Green
1954--Dennis Wilkerson
1955--Bill Howard
1956--Larry Snyder
1957--Hank Slade
1958--Larry Gilhooly
1959--Bill O'Brien
1960--Marv Marinovich
1961--Gary Winslow
1962--Vern Vihlene
1963--Jerry Hayhoe
1964--Gary Magner
1965--Leonard Sims
1966--Dick Elliott
1967--Cal Garland
1968--Kendell Nungesser
1969--Curtis Timmons
1970--Manfred Moore
1971--Bob McCaffrey
1972--John Racanelli
1973--Joe Shipp
1974--Bill O'Brien
1975--Bernard Tarver
1976-81--Not given
1982--Andrew Jackson
1983--Discontinued





TROJANS IN ALL-STAR GAMES

Hula Bowl (135)

1949--Don Doll, Dean Dill, Bob Hendren, John Naumu, Ernie Tolman
 1950--Jack Nix, Jim Powers, Bill Martin
 1951--Volney Peters
 1952--Pat Cannamela
 1953--Jim Sears, Elmer Willhoite, Bob Van Doren
 1954--Tom Nickoloff, Ed Pucci, Harold Han
 1955--Aramis Dandoy
 1956--Leon Clarke
 1957--George Bellotti, Jon Arnett
 1960--Ron Mix
 1961--Marlin McKeever
 1962--Britt Williams
 1963--Marv Marinovich, Ken Del Conte
 1964--Willie Brown, Gary Kirner, Damon Bame, Pete Beathard, Hal Bedsole
 1965--Ron Heller, Fred Hill, Bill Fisk
 1966--Mike Garrett, Dave Moton
 1967--Rod Sherman, Nate Shaw
 1968--Ron Yary, Adrian Young
 1969--Bob Klein, O.J. Simpson, Steve Sogge
 1970--Sandy Durko, Jim Gunn
 1971--Ron Ayala, Charlie Weaver
 1972--John Vella
 1973--Pete Adams, Sam Cunningham, Charles Young
 1974--Booker Brown, Artimus Parker, Lynn Swann
 1975--Anthony Davis, Pat Haden, John McKay, Richard Wood
 1976--Danny Reece
 1977--Ricky Bell, Vince Evans, Shelton Diggs, Gary Jeter, Marvin Powell
 1978--Clay Matthews, Gary Bethel, Ricky Odom, Mosi Tatupu
 1979--Pat Howell, Carter Hartwig, Calvin Sweeney
 1980--Brad Budde, Dennis Johnson, Paul McDonald, Charles White
 1981--Ronnie Lott, Keith Van Horne, Hoby Brenner
 1982--Marcus Allen, Chip Banks, Roy Foster
 1983--Don Mosebar, Bruce Matthews, George Achica
 1984--Tony Slaton
 1985--Duane Bickett, Tommy Haynes
 1986--Matt Johnson
 1987--Louis Brock
 1988--Keith Davis, Ken Henry
 1989--Erik Affholter, Rodney Peete
 1990--Dan Owens, Tim Ryan, Aaron Emanuel
 1991--Pat Harlow, Scott Ross, Mark Tucker
 1992--Kurt Barber, Derrick Deese
 1993--Travis Hannah
 1994--Johnnie Morton, Jason Sehorn
 1995--John Herpin, Rob Johnson
 1996--Terry Barnum, Jeremy Hogue
 1997--John Allred, Chris Miller, Brad Otton
 1998--Phalen Pounds, Delon Washington, Jim Wren
 1999--Rashard Cook
 2000--Antoine Harris, Markus Steele
 2001--Lonnie Ford, Ryan Nielsen, Antuan Simmons
 2002--DeShaun Hill, Bernard Riley, Mike Pollard
 2003--Marcell Allmond, Norm Katnik, Omar Nazel, Melvin Simmons
 2004--Kevin Arbet, Matt Grootegoed, Alex Holmes, Lee Webb
 2005--Collin Ashton, Scott Ware
 2006--Oscar Lua, Chris McFoy, Travis Tofi
 2007--Matt Spanos, Thomas Williams

East-West Shrine Game (127)

1925--Norman Anderson
 1927--Al Behrendt, Jeff Cravath, Ted Gorrell (J)
 1928--Charles Boren, Mort Kaer (D)
 1934--Larry Stevens, Bob McNeish
 1935--Cal Clemens, Cotton Warburton
 1937--Gil Kuhn
 1941--Jack Banta, Bob Peoples, Ben Sohn
 1942--Bob Robertson
 1943--Norm Verry
 1947--Jim Callanan, John Ferraro, Mickey McCardle
 1949--Don Doll (J), Bob Hendren (J), Jack Kirby (J), William Martin (D)
 1951--Bill Jessup, Volney Peters
 1952--Pat Cannamela, Frank Gifford
 1954--Harold Han, Tom Nickoloff, Ed Pucci
 1955--Leon Clarke (D), James Contratto (D), Orlando Ferrante (D)
 1957--Jon Arnett, Frank Hall
 1960--Marlin McKeever (D), Roger Mietz (D)
 1961--Frank Buncom
 1963--Pete Beathard, Willie Brown, Gary Kirner
 1964--Bill Fisk
 1965--Chuck Arrobio (D), Bill Fisk (J), Mike Garrett (D), Ron Heller (J), Fred Hill (J), Jeff Smith (D)
 1970--Greg Slough, Charlie Weaver, Bobby Chandler
 1971--Willie Hall, Jimmy Jones
 1975--Joe Davis
 1978--Rich Dimler
 1979--Raymond Butler, Larry McGrew
 1981--Dennis Edwards

1982--Byron Darby, Jeff Simmons
 1983--Keith Browner
 1984--Jack Del Rio, Ken Ruetters
 1985--Jerome Tyler, Matt Koart, James FitzPatrick
 1986--Jeff Bregel, Tim McDonald
 1987--Dave Cadigan, Greg Coquette, Marcus Cotton
 1988--Erik Affholter, Paul Green, Rodney Peete
 1989--Cleveland Colter, John Jackson
 1990--Don Gibson, Scott Ross
 1991--Kurt Barber
 1992--David Webb
 1993--Bradford Banta, Willie McGinest, Johnnie Morton, Jason Sehorn
 1994--Brian Williams
 1995--Norberto Garrido, John Stonehouse
 1997--Jim Wren
 1998--Rashard Cook
 1999--Travis Claridge, David Gibson, Chad Morton, R. Jay Soward
 2000--Markus Steele
 2001--Lonnie Ford, Kris Richard
 2002--Sultan McCullough, Malaefou MacKenzie, Kareem Kelly
 2003--Marcell Allmond
 2004--Jason Leach
 2005--David Kirtman, Tom Malone, Frostee Rucker, Justin Wyatt
 2006--Dallas Sartz
 2007--Thomas Williams
 2008--David Buehler, Kevin Ellison, Cary Harris, Kaluka Maiava
 2009--Jeff Byers, Josh Pinkard, Kevin Thomas
 2010--Jordan Cameron
 2011--DaJohn Harris, Marc Tyler
 2012--Wes Horton
 2013--Kevin Graf, Devon Kennard
 2015--Anthony Sarao
 2016--Justin Davis, Leon McQuay III, Taylor McNamara
 2017--Nico Falah
 2019--John Houston Jr., Drew Richmond
 2021--Tyler Vaughns
 2022--Keaontay Ingram
 2023--Travis Dye
 Note: Where two East-West games were played in the same calendar year, participants in January game are indicated with a (J) and December game with a (D).

Senior Bowl (95)

1952--Frank Gifford
 1955--Lindon Crow, Frank Clayton
 1970--Al Cowlings
 1971--Marv Montgomery, Sam Dickerson, Clarence Davis, Greg Slough
 1974--Lynn Swann, Artimus Parker
 1975--John McKay, Jim Obradovich, Charles Phillips, Art Riley, Richard Wood
 1977--Clint Storzier
 1978--William Gay, Dennis Thurman
 1979--Carter Hartwig, Tim Lavender
 1980--Dennis Johnson, Myron Lapka
 1982--Charles Ussery
 1986--Joe Cormier
 1987--Louis Brock
 1988--Paul Green
 1989--Brad Leggett
 1990--Gary Wellman
 1994--Edward Herrin
 1995--Erick Herrin, Israel Ifeanyi, Johnny McWilliams, John Michels, Kyle Wachholtz
 1996--Matt Keneley
 1997--Brian Kelly
 1998--Daylon McCutcheon
 1999--Travis Claridge, R. Jay Soward
 2000--Ennis Davis, Zeke Moreno
 2001--Antuan Simmons
 2002--Carson Palmer, Justin Fargas, Malaefou MacKenzie
 2003--Keary Colbert, Will Poole, Jacob Rogers
 2004--Shaun Cody, Alex Holmes, Mike Patterson
 2005--Dominique Byrd, Taitusi Lutui
 2006--Ryan Kalil, Steve Smith
 2007--Sam Baker, John David Booty, Fred Davis, Sedrick Ellis, Lawrence Jackson, Drew Radovich, Keith Rivers, Terrell Thomas, Chauncey Washington
 2008--Brian Cushing, Clay Matthews, Rey Mauluga, Fili Moala, Kyle Moore, Patrick Turner
 2009--Charles Brown, Jeff Byers, Stafon Johnson, Taylor Mays, Anthony McCoy
 2010--Ronald Johnson, Kristofer O'Dowd, Shareece Wright
 2012--Khaled Holmes, T.J. McDonald
 2014--Hayes Pullard, Josh Shaw
 2015--Cody Kessler, Soma Vainuku
 2016--Zach Banner, Stevie Tu'ikolovatu
 2017--Uchenna Nwosu
 2018--Chuma Edoga, Iman Marshall, Cameron Smith, Marvell Tell III
 2019--Michael Pittman Jr.
 2020--Marlon Tuipulotu
 2023--Mekhi Blackmon



College All-Star Game (Chicago) (72)

- 1934--Homer Griffith, Aaron Rosenberg
- 1935--Cotton Warburton, Haskell Wotkins
- 1937--Gilbert Kuhn, David Davis
- 1940--Grenny Lansdell, Amby Schindler, Harry Smith, Bob Winslow, Robert Hoffman, William Fisk
- 1941--Jack Banta, Ben Sohn
- 1942--Bob Robertson
- 1946--Ralph Heywood, Norman Verry
- 1947--James Callanan
- 1948--Paul Cleary, Gordon Gray
- 1949--Don Doll
- 1952--Frank Gifford
- 1953--David Psaltis, Jim Sears
- 1954--George Timberlake
- 1955--Lindon Crow
- 1956--Leon Clarke
- 1957--Jon Arnett
- 1961--Marlin McKeever
- 1962--Frank Buncom
- 1963--Ben Wilson
- 1964--Pete Beathard, Hal Bedsole, Willie Brown
- 1965--Fred Hill
- 1966--Mike Garrett
- 1967--Rod Sherman
- 1968--Mike Hull, Earl McCullouch, Tim Rossovich, Ron Yary, Adrian Young
- 1969--Bob Klein, Bob Miller
- 1970--Sid Smith, Al Cowlings
- 1971--Charlie Weaver, Marv Montgomery
- 1972--Willie Hall
- 1973--John Grant, Pete Adams, Sam Cunningham, Charles Hinton, Charles Young, Dave Brown, Jeff Winans, Allan Graf
- 1974--Rod McNeill, Manfred Moore, Artimus Parker, Steve Riley, Lynn Swann were selected but game was cancelled because of player strike
- 1975--Bill Bain, Otha Bradley, Allen Carter, Marvin Cobb, Steve Knutson, Bob McCaffrey, Jim Obradovich, Charles Phillips, Richard Wood

Japan Bowl (40)

- 1976--Danny Reece
- 1977--Marvin Powell, Ricky Bell, Shelton Diggs, Gary Jeter
- 1978--Randy Simmrin, Gary Bethel
- 1979--Ray Peters, Otis Page
- 1980--Brad Budde, Chris Foote, Larry McGrew, Herb Ward
- 1981--Hoby Brenner
- 1982--Joe Turner
- 1983--Scott Tinsley, Jeff Simmons
- 1984--Tony Slaton, Keith Browner, Jeff Brown
- 1985--Ken Ruetggers, Steve Jordan, Jack Del Rio, Duane Bickett
- 1987--Ron Brown, Erik McKee, Don Shafer
- 1988--Greg Coquette, Marcus Cotton
- 1989--John Guerrero, Steven Webster
- 1990--Scott Galbraith, Bill Schultz
- 1991--Ricky Ervins, Don Gibson
- 1992--Scott Lockwood, Michael Moody
- 1993--Estrus Crayton, Travis Hannah, David Webb

Coaches All-America Game (26)

- 1961--Roger Mietz
- 1963--Bill Nelsen
- 1964--Hal Bedsole, Willie Brown
- 1965--Fred Hill, Bob Svihus
- 1966--Chuck Arrobio, Mike Garrett, Jeff Smith
- 1967--Ray May, Rod Sherman
- 1968--Tim Rossovich, Ron Yary, Adrian Young
- 1969--Jim Lawrence, Jack O'Malley
- 1971--Charlie Weaver, Greg Slough
- 1972--Skip Thomas
- 1973--John Grant, Pete Adams, Sam Cunningham, Charles Young, Dave Brown
- 1974--Lynn Swann
- 1975--Bill Bain, Charles Phillips




JACK DEL RIO



JOHNNIE MORTON



TIM McDONALD



MARVIN POWELL

**Playboy
Pre-Season All-Americans**

USC landed more players on the prestigious Playboy Magazine pre-season college All-American football team than any other university. Since Playboy first picked a team in 1957 through its last official team in 2012, there were a national-best 77 Trojan players selected, as well as 2 Coaches of the Year and 1 Scholar-Athlete. Next with 52 selections was Texas, followed by Michigan with 49, Oklahoma with 47 (plus 3 Coaches of the Year), Notre Dame with 42 (plus 1 Coach of the Year) and Nebraska with 40 (plus 2 Coaches of the Year and 1 Scholar-Athlete). During a 16-year period (1972 through 1987), at least 1 Trojan player was selected annually to the Playboy squad. On 8 different occasions (1970-76-79-80-2004-05-08-12), 3 USC players made that year's Playboy team. USC's Tony Boselli, who was selected in 1992-93-94, was the first 3-time Playboy selection from any school. (NOTE: An unofficial team was selected from 2013 to 2015.)

Here is a list of USC's Playboy pre-season All-Americans:

- 1960--Marlin McKeever, E; Mike McKeever, G
- 1963--Damon Bame, G; Hal Bedsole, E
- 1964--Mike Garrett, RB
- 1965--Mike Garrett, DB
- 1967--Ron Yary, OT
- 1968--O.J. Simpson, RB
- 1969--Jimmy Gunn, DE; Sid Smith, OL
- 1970--Greg Slough, LB; Tody Smith, DL; Charlie Weaver, DE
- 1972--Pete Adams, OL; Charles Young, TE
- 1973--Lynn Swann, WR; Richard Wood, LB
- 1974--Anthony Davis, RB
- 1975--Marvin Powell, OL
- 1976--Ricky Bell, RB; Gary Jeter, DL; Marvin Powell, OL
- 1977--Dennis Thurman, DB; Walt Underwood, DL
- 1978--Pat Howell, OL; Charles White, RB
- 1979--Brad Budde, OL; Anthony Munoz, OL; Charles White, RB; John Robinson, Coach
- 1980--Ronnie Lott, DB; Dennis Smith, DB; Keith Van Horne, OL
- 1981--Chip Banks, LB; Roy Foster, OL
- 1982--Bruce Matthews, OL; Don Mosebar, OL
- 1983--Jack Del Rio, LB; Tony Slaton, C
- 1984--Jack Del Rio, LB
- 1985--Jeff Bregel, DL; Tim McDonald, DB
- 1986--Jeff Bregel, DL; Tim McDonald, DB
- 1987--Marcus Cotton, LB
- 1989--Mark Carrier, DB; Tim Ryan, DL
- 1992--Tony Boselli, OL
- 1993--Tony Boselli, OL; Willie McGinest, DL
- 1994--Tony Boselli, OL
- 1995--Keyshawn Johnson, WR; Jeremy Hogue, C (Scholar-Athlete)
- 1996--Darrell Russell, DT
- 1997--Daylon McCutcheon, DB; Jim Wren, P
- 1999--R. Jay Soward, WR/RET SP
- 2002--Troy Polamalu, DB
- 2003--Mike Williams, WR
- 2004--Matt Leinart, QB; Shaun Cody, DL; Tom Malone, P
- 2005--Matt Leinart, QB; Reggie Bush, TB; Tom Malone, P; Pete Carroll, Coach
- 2006--Dwayne Jarrett, WR; Sam Baker, OL
- 2007--Sam Baker, OL; Keith Rivers, LB
- 2008--Rey Maualuga, LB; Brian Cushing, LB; Taylor Mays, S
- 2009--Taylor Mays, S; Kristofer O'Dowd, C
- 2010--Kristofer O'Dowd, C; Stanley Havili, FB
- 2011--Matt Kalil, OT
- 2012--Matt Barkley, QB; Khaled Holmes, C; Nickell Robey, CB
- 2013--Marqise Lee, WR; Leonard Williams, DE
- 2014--Leonard Williams, DE; Nelson Agholor, WR
- 2015--Su'a Cravens, LB-S



ALL-TIME USC LETTERWINNERS



Various standards have been used to determine USC letterwinners over the years. Since 2022, any player who has participated in a game has been listed as a letterman. From 1976-2021, squad members who have played at least 30 minutes have been listed as lettermen. There have been many exceptions to that rule, including kickers and others who contributed significantly to the team's success without playing 30 minutes. In addition, senior squad members who have been on the team for several years have generally been awarded letters for their senior season, as long as they appeared in at least one game. This has been a long-standing policy.

The list is confined to lettermen who actually played on USC's varsity teams of American Rules Football, and does not include individuals who lettered only in rugby.

Positions, heights, and weights are generally those listed in USC publications and other sources in the player's final letterwinning year. Positions are primarily listed in the terminology of the era in which the letterwinner played. "Hometowns" by longstanding custom are usually the places from which players came to USC, and are located in California unless noted. Parenthetical notations contain a letterwinner's high school, and junior or senior college, attended before USC, where known, and are in the state of the letterman's hometown, unless noted. This list was expanded by Michael J. Glenn (with input from Gary Wright). USC appreciates their invaluable efforts.

NAME (YEARS LETTERED)	POSITION	HGT.	WGT.	HOMETOWN (HIGH SCHOOL/JC)	YEARS	TE	HGT.	WGT.	HOMETOWN (HIGH SCHOOL/JC)
- A -									
Abbott, Jim (2007)	CB	5-10	175	San Marino (Loyola)	2007				
Abdul-Malik, Sultan (1997,98,99,2000)	LB-DE	6-3	240	Arcadia (Arcadia)	1997, 1998, 1999, 2000				
Abdul-Shaheed, Shamsud-Din (1998,99,2000)	DE-DT	6-4	250	Los Angeles (Verbum Dei)	1998, 1999, 2000				
Abram, Fabian (1955,56)	RT	6-3	215	Redondo Beach (Redondo/El Camino JC)	1955, 1956				
Abrams, Adam (1995,96,97,98)	PK	5-9	185	San Diego (Bishop's)	1995, 1996, 1997, 1998				
Abrams, Andre (1992,94)	OT-OG	6-3	290	Nuevo (Ferris)	1992, 1994				
Achica, George (1979,80,81,82)	NG	6-5	260	San Jose (Andrew Hill)	1979, 1980, 1981, 1982				
Acker, Frank (1904,05)	RHB			Colorado (Canon City)	1904, 1905				
Adams, Bill (1967)	C	6-2	218	Santa Monica (Santa Monica)	1967				
Adams, Gene (1904,05)					1904, 1905				
Adams, Gordon (1980)	QB	6-1	195	Newport Beach (Newport Harbor)	1980				
Adams, Harold (Hobbs) (1923,24,25)	E	5-10	170	San Diego (San Diego)	1923, 1924, 1925				
Adams, Holly (1922,23,24)	C		195	Inglewood (Inglewood)	1922, 1923, 1924				
Adams, Pete (1970,71,72)	DT	6-4	258	San Diego (University/San Diego CC)	1970, 1971, 1972				
Addison, Jordan (2022)	WR	6-0	175	Frederick, MD (Tuscarora/Pittsburgh)	2022				
Adelman, Harry (1941,42)	LG	6-0	188	Los Angeles (Roosevelt)	1941, 1942				
Adewale, Jody (2004,05,06,07)	FB	6-0	230	Los Angeles (Roosevelt)	2004, 2005, 2006, 2007				
Adolph, Rob (1973,74)	QB	6-1	190	Dinuba (Dinuba)	1973, 1974				
Affholter, Erik (1985,86,87,88)	SE-PK	6-1	190	Agoura (Oak Park)	1985, 1986, 1987, 1988				
Agholor, Nelson (2012,13,14)	WR	6-1	190	Tampa, FL (Berkeley Prep)	2012, 2013, 2014				
Aguirre, John (1941,45)	LT	6-1	210	San Francisco (Galileo)	1941, 1945				
Akiba, John (2012,13)	TB	5-7	185	Mission Viejo (Mission Viejo/Saddleback JC)	2012, 2013				
Albarado, Kris (2013,14,15)	P	5-10	195	Lake Charles, LA (St. Louis)	2013, 2014, 2015				
Aldridge, Ricki (1967)	RHB-K	6-1	185	Midway City (Westminster)	1967				
Alekski, Joe (1925,27)	G	6-2	198	Oxnard (Oxnard)	1925, 1927				
Alexander, DelVaughn (1993,94)	WR	6-2	185	Los Angeles (University/West Los Angeles CC)	1993, 1994				
Alexander, Harold (1923)	S	6-0	190	Pearland, TX (Shadow Creek/Texas)	1923				
Alford, Xavion (2021)	C			Yonkers, NY	2021				
Allan, Roy (1908,09,10)	C			Orlando, FL (IMG Academy)	1908, 1909, 1910				
Allen, Briton (2019,20)	S	6-0	185	Tallahassee, FL (Lincoln)	2019, 2020				
Allen, Javorius "Buck" (2012,13,14)	TB	6-1	220	San Diego (Lincoln)	2012, 2013, 2014				
Allen, Marcus (1978,79,80,81)	TB-FB	6-2	202	La Jolla (La Jolla)	1978, 1979, 1980, 1981				
Allmon, Dick (1967,68)	C	6-1	230	Anaheim (St. Paul)	1967, 1968				
Allmond, Marcell (1999,2000,02,03)	CB-WR	6-0	200	Del Mar (Torrey Pines)	1999, 2000, 2002, 2003				
Allred, John (1993,94,95,96)	TE	6-5	250		1993, 1994, 1995, 1996				
Almy, J. (1907)	QB				1907				
Alonso, Augusto (2011)	LB	6-2	225	Omaha, NE (Creighton Prep)	2011				
Ambles, Markeith (2010)	WR	6-2	215	McDonough, GA (Henry County)	2010				
Anderson, Brad (1981)	WR	6-1	160	Pinole (Pinole Valley)	1981				
Anderson, Chuck (1960,61)	LG	6-2	210	Whittier (Whittier)	1960, 1961				
Anderson, Norman (1922,23,24)	T		198	Los Angeles (Los Angeles)	1922, 1923, 1924				
Anderson, Otto (1922,23,24)	HB		150	Pomona (Pomona)	1922, 1923, 1924				
Anderson, William C. (1937,38,40,41)	QB	5-11	175	Altadena (Muir)	1937, 1938, 1940, 1941				
Andrew, Will (2010,11,12)	LB	6-2	235	Huntington Beach (Edison)	2010, 2011, 2012				
Ane, Charley (1951,52)	QB-LT	6-2	256	Honolulu, HI (Punahou/Compton [CA] College)	1951, 1952				
Anno, Sam (1983,84,85,86)	ILB-DLB	6-3	235	West Los Angeles (Santa Monica)	1983, 1984, 1985, 1986				
Anthony, Charles (1971,72,73)	ILB	6-0	240	Fresno (Edison)	1971, 1972, 1973				
Anthony, Frank (1927,28,29)	T	6-1	200	Venice (Venice)	1927, 1928, 1929				
Antle, Ken (1956,57,58)	C	5-11	185	Watsonville (Watsonville)	1956, 1957, 1958				
Antles, Russell (1944,45,46)	C	6-2	210	Porterville (Porterville)	1944, 1945, 1946				
Apoliskis, David (1990,92,93)	C-OG	6-4	260	Houston, TX (St. Thomas)	1990, 1992, 1993				
Applebee, Austin (2017,18)	TE	6-6	250	Seneca, IL (Seneca/McKendree/Arizona Western JC)	2017, 2018				
Apsit, Marger (1928,29,30)	HB	5-11	180	Aurora, IL (East)	1928, 1929, 1930				
Arakelian, Michael (2012)	DE	6-1	225	Anaheim (Orange Lutheran/Chapman)	2012				
Arbelbide, Garrett (1929,30,31)	HB-E	6-1	178	Huntington Park (Huntington Park)	1929, 1930, 1931				
Arbet, Kevin (1999,2000,01,03,04)	CB-S	5-11	190	Stockton (St. Mary's)	1999, 2000, 2001, 2003, 2004				
Archuleta, Bobby (1987)	S	5-10	185	Alhambra (San Gabriel)	1987				
Armstead, Armond (2008,09,10)	DE-DT	6-5	295	Sacramento (Pleasant Grove)	2008, 2009, 2010				
Arnest, Hal (1961)	RE	6-1	195	Los Angeles (Harvard)	1961				
Arnett, Bob (1957,58)	LHB	5-11	185	Los Angeles (Manual Arts)	1957, 1958				
Arnett, Jon (1954,55,56)	LHB	5-11	190	Los Angeles (Manual Arts)	1954, 1955, 1956				
Arnold, James (1918)	G				1918				
Arnold, Paul (1889)	QB			Orange (Orange)	1889				
Arrington, Gene (1988)	FL	6-0	185	Steelton, PA (Harrisburg)	1988				
Arrivey, Jim (1982)	QB	6-5	205	Seattle, WA (Shorecrest)	1982				
Arobio, Chuck (1963,64,65)	OT	6-4	243	Glendale (Glendale)	1963, 1964, 1965				
Artenian, Walter (1952,53)	LG	6-0	193	Los Angeles (Garfield/East Los Angeles JC)	1952, 1953				
Ashcraft, Walt (1948,52)	T	6-7	233	Long Beach (Long Beach Poly/San Diego Marines)	1948, 1952				
Ashton, Collin (2002,03,04,05)	LB	6-1	220	Mission Viejo (Mission Viejo)	2002, 2003, 2004, 2005				
Ashton, Taylor (2011)	CB	5-8	175	Mission Viejo (Mission Viejo/Arizona State)	2011				
Astani, Sirjun (2022)	DL	6-4	260	Malibu (Loyola/San Jose State)	2022				
Atanasoff, Alex (1937)	C	6-2	191	Los Angeles (Los Angeles JC)	1937				
Aubrey, Bob (1996,97)	LB	6-3	235	Glendale (St. Francis)	1996, 1997				
Audet, Earl (1943)	RT	6-2	245	Seton Hall, NJ (Seton Hall)	1943				
Augello, Joey (2013)	DT	6-0	285	Rolling Hills Estates (Peninsula/Los Angeles Harbor JC)	2013				
Ausberry, David (2007,08,09,10)	WR-TE	6-4	235	Lemoore (Lemoore)	2007, 2008, 2009, 2010				
Austin, Jordan (2016,17,18)	OG-DT	6-5	290	Claremont (Claremont)	2016, 2017, 2018				
Avery, Ralph W. (1896,97)	G		170	Los Angeles (Franklin)	1896, 1897				
Axe, Fred (1919,20,21)	S-K				1919, 1920, 1921				
Ayala, Ron (1968,69,70)	S-K	5-9	175	Lakewood (Lakewood)	1968, 1969, 1970				
Ayles, Blake (2008,09,10)	TE	6-5	245	Orange (Orange Lutheran)	2008, 2009, 2010				
- B -									
Baccitich, John (1966)	C	6-1	222	San Francisco (St. Ignatius)	1966				
Badgro, Morris (1924,25,26)	E	5-11	170	Kent, WA (Kent)	1924, 1925, 1926				
Bailey, Dion (2011,12,13)	LB	6-0	200	Lakewood (Lakewood)	2011, 2012, 2013				
Bailie, Burt (1903,04,05)	LE				1903, 1904, 1905				
Bain, Bill (1973,74)	OG-OT	6-3	268	Pico Rivera (St. Paul/U of Colorado/San Diego CC)	1973, 1974				
Bain, Marv (1964,65)	LB	6-1	197	Santa Ana (Mater Dei/Santa Ana JC)	1964, 1965				
Baker, John (1929,30,31)	G	5-10	185	Kingsburg (Kingsburg)	1929, 1930, 1931				
Baker, Roy (Bullet) (1922,23)	HB		165	Long Beach Poly (Santa Clara)	1922, 1923				
Baker, Sam (2004,05,06,07)	OT	6-5	305	Tustin (Tustin)	2004, 2005, 2006, 2007				
Baker, Teddy (2014)	DE-TE	6-4	265	Longmeadow, MA (Loomis Chaffee/Connecticut/Wesleyan)	2014				
Baldock, Al (1949,50,53)	LE	6-2	215	Santa Monica (Santa Monica)	1949, 1950, 1953				
Baldridge, Lyle (1925,26,28)	G	6-0	207	Los Angeles (Franklin)	1925, 1926, 1928				
Bame, Damon (1982,63)	LG-LB	5-11	192	Glendale (Glendale/Glendale CC)	1982, 1983				
Banks, Chip (1978,79,80,81)	ILB-DLB	6-5	230	Augusta, GA (Laney)	1978, 1979, 1980, 1981				
Banner, Zach (2014,15,16)	OT	6-9	360	Tacoma, WA (Lakes)	2014, 2015, 2016				
Bansavage, Al (1959)	RG	6-2	220	Union City, NJ (Union City/The Citadel)	1959				
Banta, Bradford (1990,91,92,93)	TE	6-6	250	Baton Rouge, LA (University)	1990, 1991, 1992, 1993				
Banta, Jack (1938,39,40)	RHB	5-10	187	Los Angeles (Los Angeles/Black-Foxe)	1938, 1939, 1940				
Barber, Kurt (1988,89,90,91)	OLB	6-4	235	Paducah, KY (Paducah Tilghman)	1988, 1989, 1990, 1991				
Barber, Richard (1931,32)	FB	6-2	180	Long Beach (Long Beach Poly)	1931, 1932				
Bardin, Oliver (1932,33)	G	5-10	195	Salinas	1932, 1933				
Barkley, Matt (2009,10,11,12)	QB	6-2	230	Newport Beach (Mater Dei)	2009, 2010, 2011, 2012				
Barnes, Dan (1987,88,89)	OG	6-4	270	Woodland Hills (El Camino Real)	1987, 1988, 1989				
Barnes, Mercer (1949,50)	C	6-0	205	Aurora, IL (West Aurora/U of Illinois)	1949, 1950				
Barnum, Terry (1992,93,94,95)	RB	5-10	200	Chatsworth (Alemany)	1992, 1993, 1994, 1995				
Baroncelli, Andy (1984)	C	6-3	270	Taft (Lee, Houston, TX/Taft College)	1984				
Barragar, Nathan (1927,28,29)	C	6-0	198	San Fernando (San Fernando)	1927, 1928, 1929				
Barrager, (1918)					1918				
Barlow, Darwin (2021-22)	RB	5-11	215	Newton, TX (Newton/TCU)	2021, 2022				
Barquet Jr., Earl (2022)	DL	6-3	280	Marrero, LA (John Ehret/TCU)	2022				
Barrett, (1917)					1917				
Barrett, Chris (2004,05,06)	DE-TE	6-5	265	Tustin (Tustin)	2004, 2005, 2006				
Barry, Al (1952)	RG-RT	6-2	221	Beverly Hills (Beverly Hills)	1952				
Barry, Joe (1992,93)	ILB	6-1	230</						

ALL-TIME LETTERWINNERS

Betz, Bill [1947,48]	FB	5-11	190	Lincoln, NE [Lincoln]
Bianchi, Steve [1941]	C	5-11	195	Huntington Park [Huntington Park]
Bickett, Duane [1982,83,84]	DLB-DT-ILB	6-5	235	Glendale [Glendale]
Bickford, Jay H. [1903,04,06]	C	5-9	147	
Bigelow Jr., Kenny [2015]	DT	6-3	290	Elkton, MD [Eastern Christian Academy]
Biggers, Keith [1983,84]	ILB	6-2	215	Los Angeles [Serra/EI Camino College/Mt. SanAntonio JC]
Biggs, Henry [1930,31,32]	E	6-1	174	Los Angeles [Venice]
Bing, Darnell [2003,04,05]	S	6-2	220	Lakewood [Long Beach Poly]
Bird, Jim [1947,48,49]	LT	6-3	230	National City [National City/Riverside CC]
Bird, Richard [1919,20]	RG	165		El Monte [El Monte]
Black, Rupert [1930]	G	5-11	185	Abilene, TX [Abilene]
Blackmon, Mekhi [2022]	CB	6-0	175	East Palo Alto [Menlo-Atherton/College of San Mateo/Colorado]
Blackwell, Victor [2012,13]	WR	6-0	190	Cerritos [Mater Dei]
Blair, Horace [1922]	T		178	
Blake, Samuel R. [1916]				
Blanche, John [1966,68]	LB-OG	6-2	211	Claremont [Claremont]
Blecksmithe, Ed [1964,65]	S	6-2	196	Covina [Charter Oak]
Bledsoe, Leo [1941]	RHB	5-9	177	Great Bend, KS [Great Bend]
Bledsoe, William [1940,41]	RHB	6-1	185	Great Bend, KS [Great Bend]
Bleeker, Melvin [1940,41,42]	QB	5-10	185	Los Angeles [Fremont]
Bocage, Chris [2004]	TB-WR-S	5-10	190	Pearl City, HI [St. Louis]
Bockman, [1905]	LT			
Boelter, Grant [1996]	DT	6-6	310	Seguin, TX [Judson/San Francisco CC [CA]]
Boermeester, Matt [2015,16]	PK	6-0	180	San Diego [Cathedral Catholic/Saddleback JC]
Bohlinger, Tom [1972,73]	LB	6-2	227	Santa Ynez [Santa Ynez]
Boice, Winchell [1922]	E		164	Long Beach [Long Beach Poly]
Boies, Herb [1949]	LG	6-1	205	Los Angeles [Mt. Carmel]
Boies, Larry [1957,58]	RE	6-0	200	Chowchilla [Chowchilla/Fresno JC]
Bolden, Bubba [2017]	S	3	190	Las Vegas, NV [Bishop Gorman]
Bond, Ward [1928,29,30]	T	6-2	195	Denver, CO [East]
Bonds, Marcus [1934,95]	DE	6-6	250	Los Angeles [Monroe/West Los Angeles CC]
Bonham, Herschel [1926,27,28]	FB	5-9	170	Pomona [Pomona]
Booty, John David [2003,05,06,07]	QB	6-3	215	Shreveport, LA [Evangel Christian]
Bordier, Bing [1954,55]	RE	6-0	195	Alhambra [Mark Keppel]
Boren, Charles F. [1925,27,28]	G	5-10	175	Evansville, IN [Princeton]
Born, Dennis [1967]	DT-OG	6-1	237	Whittier [La Serna/Cerritos JC]
Bosbyshell, William [1906]	LE			
Boselli, Tony [1991,92,93,94]	OT	6-8	305	Boulder, CO [Fairview]
Boskovich, Joe [2000,01,02,03]	SNP-C-TE	6-4	240	Westlake [Westlake]
Boskovich, Martin [1993]	P-PK	6-2	190	Sierra Madre [St. Francis/Glendale CC]
Botelho, Rod [1958]	LG	5-9	213	Honolulu, HI [St. Louis]
Bott, Clyde [1936,97]	RG			
Bottom, Alex [2002]	LB-SNP	6-5	225	Newport Beach [Corona del Mar]
Bottom, Jay [2002,03]	DE	6-3	225	Newport Beach [Corona del Mar]
Boulware, Dave [1971,72,73]	FL-P	6-1	197	Downey [Warren]
Bowen, Ken [1995,96,97,98]	OT	6-8	335	Orlando, FL [Dr. Phillips]
Bowers, Bill [1950]	HB	5-11	180	Canoga Park [Canoga Park]
Bowie, Wilson [1968]	LHB	6-1	195	New Orleans, LA [Carver]
Bowlin, Brandon [1986,87,88]	S	5-10	190	Pasadena [Blair]
Bowman, Charles [1939]	QB	5-11	165	Redondo [Redondo]
Bowman, Gerald [2012,13,14]	S	6-0	205	Philadelphia, PA [Imhotep/L.A. Pierce JC]
Boyer, Jackson [2016,17]	WR	6-3	195	Chapel Hill, NC [East Chapel Hill/North Carolina]
Boyer, Mark [1982,83,84]	TE	6-4	235	Huntington Beach [Edison]
Boyer, Robbie [2010,11]	WR	6-0	175	Newport Beach [Mater Dei]
Boyle, Johnny [1920,21,22]	LT		185	Los Angeles [Los Angeles/Manual Arts]
Bozanic, George [1951,52,53]	QB	6-1	207	Lander, WY [Fremont County Vocational]
Bradford, Allen [2006,07,08,09,10]	TB-S	6-0	235	San Bernardino [Colton]
Bradford, Joe [1945]	RT	6-2	225	Ventura [Ventura]
Bradley [Johnston], Clayton [2016,17,18]	OT	6-5	295	Orange [Servite]
Bradley, Joe [1995]	FB			
Bradley, Mario [1994,95]	CB	6-2	195	Long Beach [Long Beach Jordan/Cerritos CC]
Bradley, Otha [1973,74]	NG	6-2	263	St. Joseph, LA [Tensas Rosenwald/Los Angeles [CA] CC]
Brady, Greg [1981]	WR	6-3	220	Tempe, AZ [Coronado]
Brandt, Harvey T. [1934]				
Bravo, Danny [1998,2000]	S	6-0	205	Montebello [Bishop Amat/Chico State]
Brazier, Larry [1977,78]	CB	5-11	188	Fort Worth, TX [Dunbar/Compton [CA] JC]
Breeland, Garrett [1984,85]	OLB	6-1	230	Fullerton [Sunny Hills/Fullerton College]
Bregel, Jeff [1983,84,85,86]	OG	6-4	280	Granada Hills [Kennedy]
Brennan, Scott [1985,86,87,88]	C	5-10	200	Yucaipa [Cloviss West]
Brenner, Hoby [1978,79,80]	TE	6-5	235	Fullerton [Fullerton]
Breslin, Morgan [2012,13]	DLB-DE	6-2	250	Walnut Creek [Las Lomas/Diablo Valley JC]
Brewer, Tony [1982,83]	S	6-2	200	Los Angeles [Gardena]
Bridewell, Walter [1907]	HB			
Bright, Kenneth [1932,33]	HB	6-0	201	Oxnard [Ventura College]
Brittingham, Mike [2004,05,06]	FB-LB	6-1	210	Santa Ana [Foothill]
Brock, Louis [1984,85,86]	CB	5-11	175	St. Louis, MO [Ladue]
Brockman, Kenneth [1918]	T			
Broderson, Charles [1898,1902,03,04]	RE			
Bronson, Dick [1957]	RT	6-2	220	El Cajon [Grossmont]
Brooks, Bruce [1977]	OG	6-2	255	Los Angeles [Washington/Los Angeles CC]
Brouse, Willard [1931]	QB	5-11	170	Monrovia [Monrovia]
Brousseau, Raphael [1935,36,37]	LG	5-10	191	Los Angeles [Los Angeles]
Brown, Anthony [2011,12,13]	CB	5-9	180	Rialto [Kaiser]
Brown, Booker [1972,73]	OT-OG	6-3	270	Santa Barbara [Santa Barbara/Santa Barbara CC]
Brown, Charles [2006,07,08,09]	OT	6-6	285	Chino Hills [Diamond Ranch]
Brown, Chris [2015,16,17,18]	OG-OT	6-5	310	Los Angeles [Loyola]
Brown, Dave [1970,71,72]	C	6-0	229	Glendale [Eagle Rock]
Brown, Everett [1928,29,30]	QB	5-9	165	Long Beach [Long Beach Poly]
Brown, Frederick [1906,08]	RG			
Brown, George E. [1934]	LG	5-11	185	Los Angeles [Washington]
Brown, George L. [1889]	T			
Brown, Jeff H. [1986,87,88]	FB	5-10	210	Balboa Island [Corona del Mar/Golden West College]
Brown, Jeff L. [1980,81,82,83]	ILB	6-6	220	Porterville [Monache]
Brown, Justin [2002]	OT	6-6	325	Chatsworth [Chaminade/Fresno State]
Brown, Luthur [2006,07,09]	LB	6-2	235	Lakewood [Lakewood]
Brown, Marcel [1990]	CB	6-2	210	San Diego [Point Loma]
Brown, Michael [2017,18,19]	PK	6-1	195	Temecula [Linfield Christian]
Brown, Prophet [2021,22]	CB	6-0	190	Sacramento [Monterey Trail]
Brown, Raleek [2022]	FB	5-8	185	Santa Ana [Mater Dei]

Brown, Raymond [1930,31,32]	T	6-0	204	Compton [Compton]
Brown, Rocky [1999]	WR	6-0	185	Dana Point [Dana Hills/Saddleback CC]
Brown, Ron [1954,55]	RHB	5-11	175	Wichita, KS [North]
Brown, Ron [1985,86]	OLB	6-5	215	La Puente [Bishop Amat]
Brown, Rory [1990,92,93]	FB	6-3	220	Pueblo, CO [Pueblo County]
Brown, Van [2002,03]	DE	6-5	265	Altadena [Alhambra/Pasadena CC]
Brown, Willie [1961,62,63]	RHB	5-11	172	Long Beach [Long Beach Poly]
Browne, Max [2014,15,16]	QB	6-5	220	Sammamish, WA [Skyline]
Brownell, Dick [1964]	PK	6-0	185	Pomona [Ganessa]
Browner, Joey [1979,80,81,82]	S-CB	6-3	205	Atlanta, GA [Southwest]
Browner, Keith [1980,81,82,83]	DLB	6-6	225	Atlanta, GA [Southwest]
Browning, Ward [1932,33,34]	RE	6-1	196	Sioux City, IA [East]
Brownwood, John [1962,63,64]	RE	6-2	205	Lancaster [Antelope Valley]
Bruce, Kevin [1973,74,75]	ILB	6-0	215	La Canada [St. Francis]
Brummett, Mike [1983]	OG	6-5	245	Huntington Beach [Huntington Beach/Golden West College]
Bryant Jr., Gary [2020,21,22]	WR	5-11	180	Riverside [Centennial]
Bryant, T.J. [2008,09,10]	CB	5-11	180	Tallahassee, FL [Lincoln]
Brymer, Chris [1994,96,97]	OG	6-3	310	Apple Valley [Apple Valley]
Bryson, Joe [2022]	OL	6-8	300	Castle Pines, CO [Rock Canyon/Colorado Mesa]
Buchanan, William [2002,03,04,05]	CB-WR	6-3	185	Oceanside [Oceanside]
Buckley, Bob [1951,52,53]	RHB	5-10	184	Brooklyn, NY [Lafayette/Santa Ana [CA] JC]
Budrovich, Reid [2017,18]	P	5-11	185	Torrance [St. John Bosco]
Buehler, David [2006,07,08]	PK-FB-S	6-2	225	Anaheim [Canyon/Santa Ana JC]
Budde, Brad [1976,77,78,79]	OG	6-5	253	Kansas City, MO [Rockhurst]
Buford, Ron [1957,58]	LHB	5-5	155	Los Angeles [Dorsey/Los Angeles CC]
Bukich, Rudy [1951,52]	LHB	6-1	194	St. Louis, MO [Roosevelt/Iowa State]
Bullock, Calen [2021,22]	S	6-3	180	Pasadena [John Muir]
Buncom, Frank [1960,61]	LT	6-1	218	Los Angeles [Dorsey/East Los Angeles JC]
Bundra, Mike [1959,60,61]	RT	6-3	230	Catasaugua, PA [Catasaugua/Bakersfield [CA] JC]
Bundy, Bill [1939,40,41]	LHB	5-10	201	Santa Monica [Santa Monica]
Bunker, Frank [1907,09]	C			
Burchard, Gerald [1933,34,35]	LHB	5-10	200	San Diego [San Diego]
Burek, Stanley [1905,06,07,08]	FB			
Burke, Don [1948]	FB	6-0	225	Oakland [Oakland/Salinus JC]
Burkett, Red [1916]				
Burks, Charles [2012,13,14]	DLB-FB-DE	5-11	225	Costa Mesa [Edison]
Burnett, C.W. [1893,95]	RG			
Burnett, Deontay [2015,16,17]	WR	6-0	170	Compton [Serra]
Burnett, Tony [2010,11,12]	CB	6-1	205	Watts [Mayfair/Los Angeles Southwest JC]
Burns, Dan [1976,77]	TE	6-4	230	Playa Del Rey [St. Bernard's/Santa Monica CC]
Burns, DeChon [1989]	CB	5-11	190	Riverside [Rubidoux]
Burns, Mike [1975,76]	CB	5-11	185	Richmond [El Cerrito/Contra Costa JC]
Burruel, Ross [2005]	C	6-2	290	Castro Valley [Castro Valley/Chabot JC]
Busby, Marvin L. [1934]	T	6-3	201	Los Angeles [Los Angeles]
Busby, Stuart [1961]	LT	6-1	210	Lafayette [Acalanes/Fresno CC]
Busch, Ernie [1947]	C	6-2	195	Sacramento [McClatchy]
Bush, Reggie [2003,04,05]	TB	6-0	200	Spring Valley [Helix]
Bush, Ron [1974,75,76]	CB	6-0	190	San Bernardino [San Bernardino/San Bernardino Valley JC]
Busick, Steve [1978,79,80]	ILB	6-4	230	Temple City [Temple City]
Butcher, Ron [1961,62]	LT	6-3	205	West Covina [West Covina]
Butkus, Matt [1993]	NT	6-2	265	Malibu [Loyola]
Butler, Brice [2009,10,11]	WR	6-4	195	Norcross, GA [Norcross]
Butler, Doyle [2000,01,02]	DE-TE	6-3	245	Tucson, AZ [Sabino/Purdue [IN]/Mesa CC]
Butler, Raymond [1978,79]	WR	6-3	200	Brazoria, TX [Sweeny/Wharton County JC]
Butterfield, Clarence [1917,19,20]	RHB		160	Chino [Chino]
Butts, Tracy [1985,86,87,88]	CB	5-10	190	Riverside [Rubidoux]
Byers, Jeff [2004,07,08,09]	OG-C	6-3	290	Fort Collins, CO [Loveland]
Bynum, Terrell [2022]	WR	6-1	190	Long Beach [St. John Bosco/Washington]
Byrd, Dominique [2002,03,04,05]	TE-DE	6-3	260	Minneapolis, MN [Breck]
Byrd, Glenn [1972]	OT	6-3	234	Oakland [McClymonds]
Byrd, Lou [1957,58]	LG	5-11	209	New Orleans, LA [McDonough #35/Ventura [CA] JC]
Byrd, Mac [1962,63,64]	LG-LT	6-1	195	New Orleans, LA [Xavier]
Byrd, Solomon [2022]	DL	6-4	250	Palmdale [Knight/Wyoming]
Byrd, Sunny [2001,02]	FB-TB	6-0	215	Manhattan Beach [Mira Costa/EI Camino JC]
- C -				
Cadigan, Dave [1985,86,87]	OT	6-5	280	Newport Beach [Newport Harbor]
Cahill, Ray [1966]	LE	6-1	208	Los Angeles [Manual Arts]
Cain, Lynn [1977,78]	FB	6-1	205	Los Angeles [Roosevelt/East Los Angeles JC]
Calabria, Ron [1954]	RHB	5-9	179	Wooster, OH [Wooster]
Calcagnie, Sean [2008]	WR	6-0	190	Coto de Caza [Tesoro]
Caley, Dan [1902,03]	RHB-RT			
Caley, Elwin [1902,03]	RHB			
Callanan, George [1943]	RHB	5-10	170	Los Angeles [Loyola]
Callanan, Howard [1942]	RHB	6-0	157	Los Angeles [Loyola]
Callanan, Jim [1943,44,45,46]	RE	6-0	190	Los Angeles [Loyola]
Calland, Leo [1920,21,22]	G		195	Seattle, WA [Broadway]
Cameron, Don [1923]				
Cameron, Jordan [2008,09,10]	TE-WR	6-5	235	Newbury Park [Newbury Park/BYU/Ventura JC]
Cameron, Rodney [1933,34,35]	QB	6-0	175	San Gabriel [Alhambra]
Campbell, Brandon [2021]	TB	5-11	210	Houston, TX [Lamar Consolidated]
Campbell, Gordon [1921,22,23]	HB		157	WI [St. John's Military Academy]
Campbell, Jack [1978]	OT	6-6	250	Torrance [West Torrance]
Campbell, Jim [1917]	LG			
Campbell, Jordan [2008,09]	LB	5-11	230	Corona [Norco]
Cannamela, Pat [1950,51]	LB-G	5-10	210	New London, CT [Chapman Technical/Ventura [CA] JC]
Cantor, Al [1948,49]	LHB	5-10	180	Los Angeles [Roosevelt]
Cantwell, John [1974]	FL	5-11	182	San Pedro [Bishop Amat/Fermin Lausen]
Carey, Mike [1976,77]	S	6-1	195	San Francisco [Riordan]
Carlisle, Amir [2011]	TB	5-10	180	Santa Clara [Kings Academy]
Carlson, Greig [2002,03,04,05]	WR	5-10	190	Woodland Hills [Pacific Palisades]
Carmichael, Al [1950,51,52]	RH	6-0	185	Inglewood [Gardena/EI Toro Marines/Santa Ana JC]



ALL-TIME LETTERWINNERS

Denvir, John (1985)	OG	6-5	255	Caliente (Garces)
Deranian, Vaughn (1928,29,30)	G	5-10	190	Selma (Selma)
Dewerk, Andres (2022)	OL	6-7	310	San Jose (Los Gatos)
Dhaliwal, Gurjot (1998)	TE	6-3	235	Danville (Monte Vista)
Diaz, Rigo (1988)	SE	5-11	175	West Covina (Bishop Amat)
Dickerson, Kori (1998,99,2000,01)	TE-LB-DE	6-4	234	Los Angeles (Washington)
Dickerson, Sam (1968,69,70)	SE	6-2	195	Stockton (Franklin)
Diggs, Shelton (1973,74,75,76)	FL	6-2	200	San Bernardino (San Bernardino)
Dihel, Lawrence (1926,27)	E	6-0	178	Dinuba (Dinuba)
Dill, Dean (1947,48)	QB	6-0	195	Los Angeles (Washington)
Dillard, Ryan (2012,13,14)	CB	5-9	185	Buford, GA (Buford)
Diltz, Jeff (1994,95,96)	TE	6-5	250	West Covina (Damien)
DiLulo, Paul (1978,80)	FB	6-1	225	Boise, ID (Boise)
Dimler, Rich (1975,76,77,78)	NG-DT	6-6	255	Bayonne, NJ (Bayonne)
Di Paolo, Giovanni (2013,14)	C-OG	6-4	280	Ventura (St. Bonaventure)
Ditberner, Art (1933,34,35)	RT	6-0	195	Irwindale (Covina)
Dixon, Bryce (2014)	TE	6-4	240	Oxnard (St. Bonaventure)
Doll [Burnside], Don (1944,46,47,48)	LHB	5-10	185	North Sacramento (Grant)
Dolley, Chet (1922,23,24)	QB		159	Long Beach (Long Beach Poly)
Dominis, John (1943)	RE	5-11	190	Los Angeles (Fremont)
Doolley, Rob (2013)	S	6-0	200	Chicago, IL (Loyola Academy)
Doris, Monte (1972,73)	NG	6-4	245	Fresno (Fresno)
Dorsey, Gene (1923,24,26)	E	6-1	180	Hollywood (Hollywood)
Dorton, Malik (1925,16,17,18)	DL-DT-DE	6-2	280	Los Angeles (St. John Bosco)
Dotson, David (1993,94)	TB	5-11	185	Moreno Valley (Valley View)
Dougher, Harold (1922)	G		164	
Dougherty, Morton (1902)	LE			
Douglas, Don (1957,58)	RE	6-0	195	Montebello (Montebello/Taft JC)
Douglas, Rome (1996,97,98)	OT	6-7	305	Claremont (Claremont)
Douglass, Liam (2019,20,21)	OL-OG-T	6-5	315	Topanga (Harvard Westlake)
Downs, Bob (1950)	G	5-10	210	Alhambra (Alhambra/San Diego Navy)
Drake, John (2003,04)	OG-OT	6-4	350	Long Beach (Wilson/Long Beach CC)
Drake, Ron (1966,67)	LE	6-0	170	Pico Rivera (El Rancho/Long Beach CC)
Draper, Travis (2005,06)	C-OG-DT	6-4	285	Paso Robles (Paso Robles)
Dreblow, Milford (1943,44,45,46)	RHB	5-11	175	Santa Ana (Santa Ana/Santa Ana JC)
Drury, Morley (1925,26,27)	QB	6-0	185	Long Beach (Long Beach Poly)
Duboski, Phillip (1936)	LHB	5-9	183	Beloit, WI (Loyola [CA])
Dudum, J.J. (1991)	PK	5-10	190	Moraga (Campo Lindo/Diablo Valley JC)
Duff, Pat (1949,50,51)	FB	6-1	190	Portland, OR (Grant)
Duffield, Marshall (1928,29,30)	QB	5-9	175	Santa Monica (Santa Monica)
Dunaway, Warren (1934)	LG	5-10	185	Glendale (Glendale JC)
Dunn, Coye (1936)	LHB	5-10	194	San Diego (San Diego)
Dunning, Corwin (1932)	C	5-6	186	Porterville
Dupuy, Reginald (1922,23,24)	G		174	Los Angeles (Los Angeles)
Durkee, Harvey (1928,29,31)	E	5-10	175	Newport Beach (Santa Ana)
Durko, Sandy (1968,69)	DHB	6-1	176	West Covina (West Covina)
Duvall, Gordon (1953,54,55)	FB	5-11	187	San Dimas (Bonita)
Dye, George (1929)	C	5-11	235	Birmingham, AL (Baylor Mitt. Academy)
Dye, John (1931,32,33)	G	5-10	200	Los Angeles (Roosevelt)
Dye, Travis (2022)	RB	5-10	200	Norco (Norco/Oregon)
Dye, William (1933,34)	G	5-10	200	Los Angeles (Roosevelt)
Dyer, Bruce (1970,71)	CB	6-0	179	Dearborn Heights, MI (Riverside)
- E -				
Earle, Raymond (1923,24,25)	HB	5-10	175	Fullerton (Fullerton)
Easington, Ben (2020)	TB	5-10	215	Evanston, IL (Evanston)
Eaves, Phillip (2001,02)	OT	6-7	310	Hesperia (Sultana/Riverside CC)
Ebertin, Chuck (1987,88)	C	6-6	270	Saratoga (Bellarmine Prep)
Echols, Hunter (2018,19,20,21)	OLB	6-5	245	Los Angeles (Cathedral)
Edelson, Harry (1927,28,29)	HB	5-8	178	Jaffa, Syria (Los Angeles Jefferson)
Eddy, Andy (1985)	FB	5-7	190	Glendale (Glendale)
Edgerton, E. O. (1896)	FB			
Edoga, Chuma (2015,16,17,18)	OT	6-4	295	Atlanta, GA (McEachern)
Edwards, Bob (1958,59)	C	6-0	200	Montebello (Montebello)
Edwards, Dennis (1978,79,80,81)	DT	6-4	240	Stockton (Edison)
Edwards, Hugh (1925)	E	6-0	170	Fullerton
Egan, John G. (1920)	RE		155	
Elliott, Carl (1904,05,06)	LE			
Elliott, E. (1893)	RHB			
Elliott, Earl (1904)	FB			
Elliott, Howard (1925,26,27)	QB	5-9	170	Glendale (Glendale)
Elliott, Ian (1941)	RHB	6-1	169	Beverly Hills (Beverly Hills)
Ellis, Sedrick (2004,05,06,07)	DT	6-2	305	Chino (Chino)
Ellison, Kevin (2005,06,07,08)	S	6-1	230	Inglewood (Redondo Union)
Ellison, Rhett (2008,09,10,11)	TE-FB	6-5	250	Portola Valley (St. Francis)
Elmore, John, Jr. (1914)	FB			
Emanuel, Aaron (1985,86,88,89)	TB-FB	6-2	225	Palmdale (Quartz Hill)
Embre, Albert B. (1889,92)	G			
Emmons, Richard (1922)	E		152	(Manual Arts)
Engle, Roy (1937,38,39)	RHB	5-10	177	San Diego (Hoover)
Enright, Dick (1954,55)	LT-RG	6-2	208	Gardena (Gardena)
Epps, Malcolm (2021,22)	TE	6-6	250	Houston, TX (DeKaney/Texas)
Erickson, Robert (2009)	S	5-11	190	Djai (Nordhoff)
Eriksen, Bob (1971)	LB	6-2	210	Fresno (Bullard)
Erskine, Robert (1931,32,33)	T	6-1	220	Ottumwa, IA (Ottumwa)
Ervin, Anthony (1985)	DT	6-4	235	Compton (Compton)
Ervin, Ricky (1987,88,89,90)	TB	5-8	190	Pasadena (Muir)
Essick, Douglas (1941,42,46)	LE	6-3	200	Inglewood (Inglewood)
Evans, Charlie (1969,70)	FB	6-1	212	Gardena (Gardena/U of Utah)
Evans, John (1943)	RHB	5-9	180	Los Angeles (Belmont)
Evans, R. (1917)				
Evans, Roy [Swede] (1919,20,21)	RT		197	Los Angeles (Chaffey)
Evans, Vince (1974,75,76)	QB	6-2	204	Greensboro, NC (Smith/Los Angeles [CA] CC)
Exley, Landon (1953)	QB	6-0	177	Santa Monica (Santa Monica)
- F -				
Failor, Walt (1970)	Rov	6-1	194	Aberdeen, WA (Weatherwax)
Falah, Nico (2014,15,16,17)	C-OT	6-4	285	Hermosa Beach (St. John Bosco)
Falaniko, Julianio (2017,18,19,21)	OLB-ILB	6-4	230	Pago Pago, American Samoa (Leone)
Falo, Josh (2017,18,19,20,22)	TE	6-6	255	Sacramento (Inderkum)
Fangupo, Hebron (2009,10)	DT	6-2	310	Santa Ana (Century/Mt. San Antonio JC)
Faraimo, Salo (2003)	LB	6-0	210	Vista (Vista)
Fargas, Justin (2002)	TB	6-1	210	Encino (Notre Dame/Michigan)
Farlin, Mark (1994,96)	FB	6-0	235	Manhattan, KS (Manhattan)
Farmer, Dave (1974,75,76)	FB	6-2	210	La Puente (Workman)

Farmer, George (2011,12,14)	WR-TB	6-1	220	Los Angeles (Serra)
Farr, Greg (2003,04)	S	5-11	190	Carlsbad (Carlsbad/Palomar JC)
Fassel, Jim (1969)	QB	6-2	191	Anaheim (Anaheim/Fullerton JC)
Fate, Steve (1971,72)	Rov	6-1	202	Anaheim (Servite/Fullerton JC)
Fatu, Josh (2016,17)	DT	6-2	315	Long Beach (Lakewood/Long Beach CC)
Fay, Kenneth (1931,32,33)	HB	5-10	180	Los Angeles
Felix, Scott (Starr) (2012,13,14,15)	DLB	6-2	240	Norco (Norco)
Ferguson, Claude (1902)	QB			
Ferguson, Jim (1966)	C-LB	6-4	230	Long Beach (Excelsior/Cerritos JC)
Ferrante, Orlando (1953,54,55)	RG	5-10	198	Los Angeles (Mt. Carmel)
Ferraro, John (1943,44,46,47)	LT	6-4	240	Maywood (Bell)
Fertig, Craig (1962,63,64)	QB	6-1	185	Huntington Park (Huntington Park)
Ficca, Dan (1958,59,60)	LT	6-1	230	Atlas, PA (Mt. Carmel)
Fields, Scott (1992,93,94,95)	LB-S-TB	6-3	200	Ontario (Bishop Amat)
Figueroa, Nick (2019,20,21,22)	DL	6-5	275	San Bernardino (Cajon/Cal Poly/Riverside CC)
Fink, Matt (2017,18,19,20)	QB	6-3	210	Rancho Cucamonga (Glendora)
Finneran, Gary (1957,58,59)	LT	6-2	219	Los Angeles (Cathedral/East Los Angeles JC)
Finney, Hal (1942)	LHB	5-10	165	El Monte (El Monte/Chaffey JC/San Bernardino Valley JC)
Fiorentino, Frank (1956,57,58)	LG	5-10	203	Fresno (San Joaquin)
Fisher, Jeff (1979,80)	CB	5-11	185	Woodland Hills (Taft)
Fisher, Robert A. (1936,37,38)	RT	6-1	205	Los Angeles (Los Angeles Poly)
Fisk, Bill (1937,38,39)	LE	6-0	187	Alhambra (Alhambra)
Fisk, Bill Jr. (1962,63,64)	RG	6-0	220	San Gabriel (San Gabriel)
Fite, Gary (1965)	FB	6-0	217	San Jacinto (San Jacinto/Chaffey College)
FitzPatrick, James (1983,84,85)	OT	6-8	270	Portland, OR (Beaverton)
Fletcher, Oliver (1948)	RE	6-3	210	San Diego (San Diego/Santa Ana JC)
Fletcher, Paul (1905,06)	LHB			
Fletcher, Ron (1954,55,56)	RT	6-3	215	Los Angeles (Los Angeles)
Fletcher, Sandy (2000,01,02,03)	WR-S-TB	6-1	195	Los Angeles (Inglewood)
Flint, Fay (1902,03)	RE-RT			
Flood, Jeff (1973,75)	C	6-3	240	Escondido (Escondido)
Floro, Bob (1960)	RT	6-3	215	Santa Maria (Washington/East Los Angeles JC)
Flournoy, De'Von (2009,11,12,13)	WR	6-0	185	Studio City (Birmingham)
Foley, Shane (1989,90)	QB	6-2	200	Newport Beach (Newport Harbor)
Follett, George (1971,72)	DT-OG	6-4	233	Huntington Beach (Huntington Beach/Orange Coast College)
Foot, Chris (1977,78,79)	C	6-4	250	Boulder, CO (Fairview)
Ford, Cole (1991,92,93,94)	PK	6-2	195	Tucson, AZ (Sabino)
Ford, Courtland (2020,21,22)	OL	6-6	305	Cedar Hill, TX (Cedar Hill)
Ford, Dwight (1974,75,77,78)	TB	5-11	195	Bell (Bell)
Ford, Kyle (2019,21,22)	WR	6-3	220	Corona (Orange Lutheran)
Ford, Ronnie (1998,99,2000,01)	DE-TE	6-3	260	San Diego (Morse)
Ford, William (1926,28)	FB	5-11	162	Los Angeles (Los Angeles Poly)
Foreman, Corey (2021,22)	DL	6-5	245	Corona (Centennial)
Foster, Roy (1978,79,80,81)	OG	6-4	265	Los Angeles (Shawnee Mission, KS)
Fouch, Ed (1952,53,54)	RT	6-3	227	Santa Ana (Santa Ana)
Fouch, John (1949,50)	HB-FB	6-0	187	Santa Ana (Santa Ana/Santa Ana JC)
Fox, Jack (1926,27)	C	6-1	204	San Diego (San Diego)
Fox, John (1915,16,19)	LT		181	San Diego (San Diego)
Fox, John (1997,99)	QB-LB-TE	6-4	220	Corona (Centennial)
Foy, Joel (2014,15)	ILB	6-1	225	Anaheim (Servite/Air Force)
Fraser, Scott (1977,79)	OG	6-2	240	Riverside (Riverside Poly)
Freeman, George (1921,22,23)	T		182	Long Beach (Long Beach Poly)
Freeman, Luke (2012)	LB	5-10	195	Westlake Village (Westlake)
Freier, Scott (1987,88,89)	OG-C-TE	6-3	255	Antioch (Antioch)
French, Martin (1985)	CB	6-0	185	Los Angeles (Fairfax/Long Beach CC)
Friend, Bill (1992,95,26)	T	6-1	207	Phoenix, AZ (Phoenix Union)
Fruge, Gene (1987,88,89,90)	NG-DG	6-5	260	Fresno (Oak Grove)
Fuhrer, Bob (1932,33,34)	LE	6-2	180	Long Beach (Long Beach Poly)
Fuhrman, Seymour (1942)	LT	6-0	205	Los Angeles (Hollywood)
Funk, J.B. (1894)				
- G -				
Gable, C.J. (2006,07,08,09,10)	TB	6-0	205	Sylmar (Sylmar)
Gachett, Derrick (1986,88)	FB	6-2	225	Riverside (Esperanza)
Gage, Stuart (1993,94,95)	DT	6-4	320	Sand Springs, OK (Page)
Gaisford, Bill (1935,36)	LE	6-1	180	Hollywood (Hollywood)
Galbraith, Scott (1986,87,88,89)	TE	6-3	250	Sacramento (Highlands)
Gale, Mike (1961,62)	LT	6-2	205	Los Angeles (Marshall)
Galindo, Charles (1925)	FB	5-8	180	San Diego (San Diego)
Galippo, Chris (2007,08,09,10,11)	LB	6-2	250	Corona (Servite)
Gallagher, Allen (1970,71,72)	OG-OT	6-3	257	Sylmar (Sylmar)
Galloway, Darren (1991,92,93)	DE-DLB	6-3	245	Orange (Servite)
Galli, George (1953,54,55)	LG	5-10	199	Pittsburg (Pittsburg/East Contra Costa JC)
Galloway, Amor (1921,22)	QB		164	Los Angeles (Manual Arts)
Galloway, Clark (1927,28,29)	G	5-11	195	Los Angeles (Los Angeles)
Galloway, Harold (1918,22)	FB		143	Los Angeles (Manual Arts)
Galten, Jeremy (2011,12)	OT-OG	6-5	290	San Mateo (Hillsdale/San Mateo JC)
Galvin, Glen (1936,37,39)	LE	5-10	181	Los Angeles (Huntington Park)
Gaoteote IV, Palaia (2018,19,20)	ILB	6-2	250	Las Vegas, NV (Bishop Gorman)
Garcia, Dan (1978,79)	WR	6-1	175	Los Angeles (Los Angeles/Pierce JC)
Garlin, Donald (1944,46,47,48)	LHB	6-0	180	Porterville (Porterville)
Garner, Dwayne (1986,87,88,89)	CB	6-0	195	Oakland (Skyline)
Garner, Troy (1997)	WR	6-3	200	North Hollywood (Notre Dame)
Garratt, Nick (2006,07,08,09)	LB	6-1	235	South Lake Tahoe (South Tahoe)
Garrett, Mike (1963,64,65)	LHB	5-9	185	Los Angeles (Roosevelt)
Garrido, Norberto (1993,94,95)	OT	6-7	325	La Puente (Workman)
Garrison, Edsel (1971,72)	SE	6-1	185	Compton (Centennial)
Garzani, Mike (1943,44,45,46)	RG	5-11	215	Santa Clara (Santa Clara/Fresno State)
Gaskill, Lynn (1959,60,61)	RHB	6-0	178	Wilmington (Banning)
Gaspar, Phil (1937,38,39)	RT	6-2	219	Los Angeles (Los Angeles)
Gay, William (1975,76,77)	TE	6-6	225	San Diego (Hoover/San Diego CC)
Gaytan, Michael (1991)	OT-OG	6-5	270	Malvern, PA (Great Valley)
Gee, Doug (1945)	FB	5-9	180	La Jolla (La Jolla)
Gee, Matt (1988,89,90,91)	ILB	6-3	235	Arkansas City, KS (Arkansas City)
Gelker, Benjamin B. (1943)	LT	6-3	200	(Orange/Santa Ana JC)
Geller, Roscoe (1908,09)	LE			Toledo, OH
Gentry, Byron (1930,31,32)	G	5-10	199	Corcoran (Corcoran Union)
Gentry, Eric (2022)	ILB	6-6	200	Philadelphia, PA (Saints Neumann Goretz/Arizona State)
George, Ray (1936,37,38)	RT	6-0	204	Los Angeles (Loyola)
Gerpheide, Ben (1923)	RE			



Keneley, Matt (1993,94,95,96)	DT	6-5	285	Laguna Hills (Mission Viejo)	Lewis, Butch (2007,08,09,10)	OG-OT	6-5	295	Denver, CO (Regis Jesuit)
Keneley, Todd (1999)	DT	6-0	260	Mission Viejo (Mission Viejo/Saddleback CC)	Lewis, David (1974,75,76)	DLB	6-4	230	San Diego (Lincoln/San Diego CC)
Kennard, Devon (2009,10,11,13)	DLB-DE-LB	6-3	255	Phoenix, AZ (Desert Vista)	Lewis IV, Joseph (2017)	WR	6-2	205	Los Angeles (Hawkins)
Kerr, Rob (1977,78,79)	PK	6-0	195	San Gabriel (San Gabriel)	Lewis, Mike (1958)	RG	5-1	193	Burbank (Burrughs/U of Redlands)
Kessler, Cody (2012,13,14,15)	QB	6-1	215	Bakersfield (Centennial)	Lewis, Parker (2020,21)	PK	6-3	205	Phoenix, AZ (Saguaro)
Khasigian, Fred (1967,68,69)	OG	5-11	225	Selma (Selma)	Lewis, Whitney (2003,05)	WR-TB	6-1	225	Oxnard (St. Bonaventure)
Kidder, Allen (1934,35)	LH	5-11	175	Santa Ana (Santa Ana)	Lichtenstein, Jacob (2018,21)	DLB	6-6	275	Weston, FL (Cypress Bay)
Killeen, Ryan (2002,03,04)	PK	5-11	185	Norco (Norco/Mt. San Antonio JC)	Lillywhite, Verl (1945,46,47)	FB	5-10	175	Inglewood (Inglewood/Modesto JC)
Kincaid, Howard (Hobo) (1920,21,22)	HB		172	Los Angeles (Manual Arts)	Limaheli, Chris (1973,74)	PK	5-5	130	Covina (South Hills/Citrus JC)
King, Arthur (1921)					Lincoln, Irwin (1992,93)	CB	6-0	185	Richmond (De Anza)
King, Eddie (1963,65,66)	Row-LB	6-3	223	Fresno (Bullard)	Lindley, Logan (1918,19,20,21)	LG	170		Dinuba (Dinuba)
King, Marty (1977,78)	P	6-2	210	San Jose (Bellarmine/West Valley JC)	Lindley, Lowell (1920,21,22)	C	171		Dinuba (Dinuba)
King, Oscar (Okey) (1922)					Linehan, Tony (1946,47,49)	LE	6-2	200	Los Angeles (Mt. Carmel)
Kirby, Jack (1947,48)	LHB	5-11	185	Los Angeles (Dorsey)	Lingenfelter, Dean (1973)	TE	6-3	227	Pomona (Ganesh)
Kirkland, Al (1952)	RH	5-8	181	Bakersfield (Bakersfield/Bakersfield JC)	Littlejohn, Leroy (1942)	LG	6-1	206	Garden Grove (Garden Grove/Santa Ana JC)
Kirner, Gary (1962,63)	RT	6-3	213	Los Angeles (Hamilton/Santa Monica CC)	Livernash, Leonard (1914,15)	LHB			Huntington Beach (Huntington Beach)
Kirtman, David (2002,03,04,05)	FB	6-0	230	Mercer Island, WA (Mercer Island)	Lloyd, Bryson (2012)	TE	6-3	225	Santa Barbara (Santa Barbara)
Kissinger, Ellsworth (1954,55,56)	QB	5-10	183	York, PA (Penn)	Lloyd, David (1944,47,48)	LE	6-2	200	Los Angeles (Los Angeles)
Klein, Bob (1966,67,68)	RE	6-5	238	Pacific Palisades (St. Monica's)	Lloyd, William F. (1896,97)	LHB			
Klein, Gary (1984,85)	S	6-1	195	La Habra (La Habra)	Lobendack, Toa (2014,15,17,18)	C-OT-OG	6-3	295	Cerritos (La Habra)
Klenk, Quentin (1939,40)	RT	6-0	208	Long Beach (Long Beach Poly)	Lockett, Frank (1919,20,21)	FB	175		Alhambra (Alhambra)
Knickerhag, Fred W. (1917)	LT		168		Lockett, Jonathan (2014,15,16,18)	CB	5-11	180	Bellflower (Mater Dei)
Knight, Darryl (1988,99,2000)	LB	6-3	225	Riverside (Rubidoux)	Lockwood, John (1964,65)	MG-DE	6-1	218	Burbank (Burbank)
Knight, Ryan (1984,85,86,87)	TB-FB	6-0	210	Riverside (Rubidoux)	Lockwood, Scott (1987,88,90,91)	FB-TB	5-11	195	Boulder, CO (Fairview)
Knight, Sammy (1993,94,95,96)	LB-S	6-1	210	Riverside (Rubidoux)	Logie, Dale (1974,75)	ILB	6-1	220	Los Angeles (Franklin/Glendale JC)
Knoles, Tully (1901,02)	QB			[Chaffey]	London, Drake (2019,20,21)	WR	6-5	210	Moorpark (Moorpark)
Knutson, Steve (1973,74)	OT	6-3	254	South Gate (South Gate/East Los Angeles JC)	Lopes, Matt (2014,15,16,17)	S	5-11	200	Palos Verdes Estates (Palos Verdes)
Koart, Matt (1982,83,84,85)	DT	6-6	245	Goleta (Dos Pueblos)	Lopez, Frank (1964,65)	OG	6-1	206	Whittier (Sierra)
Koch, Des (1951,52,53)	LHB	6-0	207	Shelton, WA (Reed)	Lorch, Karl (1972)	DT	6-3	230	Honolulu, HI (Kamehameha/Arizona Western College)
Koffler, Matt (1994,95,96)	QB	6-4	220	Rosemead (Rosemead)	Lorentzon, Ray (1907)	RE			
Kolanz, Robby (2013,14,15)	WR	5-10	175	Palos Verdes Estates (Palos Verdes)	Lott, Ronnie (1977,78,79,80)	S	6-2	200	Rialto (Eisenhower)
Koo, Dong (1995)	OG	6-4	285	Downey (Warren)	Loustatot, John (1923)	QB	155		Bakersfield (Bakersfield)
Kopp, Jeff (1991,92,93,94)	ILB-OLB	6-4	235	Danville (San Ramon)	Love, Robert (1932,33)	E	6-0	180	San Francisco
Kordich, John (1948)	RHB	5-10	185	San Pedro (San Pedro/Compton JC)	Lovelace, Cooper (2022)	OL	6-5	320	Prairie Village, KS (Shawnee Mission East/Butler CC)
Kovac, Pete (1934)	RG	5-11	205	San Diego (Point Loma)	Lowell, Russ (1947)	LG	5-10	200	Berkeley (Berkeley)
Kraintz, Rudy (1934)	FB	5-11	192	Martinez	Lowry, Willie (1993,94,95,96)	DE	6-5	255	Moreno Valley (Valley View)
Kranz, Doug (1955,56)	LHB-RHB	5-11	178	Covina (Covina)	Loya, Robert (1992,93,94,95)	C-OG	6-2	285	Bloomington (Fontana)
Kreiger, Wm. Karl (1927,28,29)	E	6-1	175	San Pedro (San Pedro)	Lua, Oscar (2002,04,05,06)	LB	6-1	245	Indio (Indio)
Kroll, Darrell (1942)	FB	6-0	180	Los Angeles (Garfield)	Lubisich, Pete (1961,62,63)	LG	6-1	210	Burbank (Burrughs)
Krommenhoek, Erik (2017,18,19,20,21)	TE	6-6	250	Danville (Monte Vista)	Lucas, Al (1920,21)	C	186		
Krueger, Al (1938,39,40)	LE	6-0	183	Lancaster (Antelope Valley)	Lucas, Jim (1974)	P-Row	6-2	200	Arcadia (Arcadia)
Kuamoo, Gaylord (1984,85)	OT	6-4	285	San Diego (Radford, Honolulu, HI/Santa Rosa JC)	Lucas, Lawrence (1914)	RG			
Kubas, John (1957)	RE	6-1	181	Monterey Park (Cantwell)	Lucas, Pete (1917)	S	5-11	190	Julian (Ramona/Valley Forge JC)
Kuhn, Gil (1934,35,36)	C	6-0	195	Placentia (Fullerton)	Luce, Rick (1999)	DT-NG	6-6	265	Fresno (Bullard)
Kurlak, Wayne (1954,56)	QB-FB	5-11	191	Colton (Colton)	Luft, Brian (1981,82,83,84)	S-DLB	6-1	205	Burbank (Burrughs)
Kurie, Alfred (1910)	C-G				Luizzi, Bruce (1989,90,91,92)	LHB	137		Los Angeles (Los Angeles/Michigan)
Kusmir, Zack (2011,12)	DT-TE	6-5	265	La Jolla (La Jolla Country Day/San Diego State)	Lund, Le Valley (1914)	DE-Row-PK	6-1	205	Canoga Park (Birmingham)
Kutchel, Theodore (1921)	C		185	Fullerton (Fullerton)	Lupo, Tom (1962,63,64)	OG-OT	6-6	365	Mesa, AZ (Mesa/Snow JC)
- L -					Lutui, Taitusi (2004,05)	PK	5-8	185	Newbury Park (Newbury Park)
Lacy, Darnell (1996,97,98)	S	6-3	195	Gardena (Serra)	Lynch, Ford (1934,35,36)	FB	5-10	160	Long Beach (Wilson)
Lady, George (1932,33,34)	RT	6-3	222	Merced (Merced)	- M -				
Laisne, Eugene (1927,28)	HB	5-8	178	Fresno (Fresno)	MacGillivray, Mike (1998,99,2000,01)	P	5-10	195	Sierra Madre (Loyola)
Lamb, Mike (1983)	OG-OT	6-5	270	Clovis (Clovis)	MacKenzie, Doug (1980,81)	FB	6-0	220	Santa Barbara (San Marcos)
LaMont, Grant (1925)					MacKenzie, Malaefou (1997,99,2000,02)	TB-FB	5-11	225	Mission Viejo (Capistrano Valley)
Landrigan, Charlie (1999,2000,01)	FB	5-11	235	Mission Viejo (Capistrano Valley)	MacMoore, Robert (1935)	RG	5-10	182	Los Angeles (Los Angeles)
Lane, R.C. (1904,05)	RG				MacPhail, Peter (1941,42,43)	RE	6-0	190	San Francisco (Commerce)
Langley, Isaiah (2015,16,17,18)	CB	6-0	175	Hayward (Foothill)	Madden, Tre (2011,13,15)	TB-LB	6-1	225	Aliso Viejo (Mission Viejo)
Langley, Lawrence (1935,36)	RHB	5-10	179	Corona (Corona/Riverside JC)	Mageo, AJ (2022)	OL	6-5	310	Mesa, AZ (Red Mountain)
Langlois, Dave (1982)	S	6-2	200	Los Gatos (Los Gatos)	Magner, Gary (1965,66,67)	DT	6-3	220	Costa Mesa (Mater Dei/Orange Coast College)
Lansdell, Greenville, Jr. (1937,38,39)	QB	6-0	187	Pasadena (Pasadena JC)	Maguire, Michael (2013)	DE	6-4	255	Sammamish, WA (Eastlake/Golden West JC)
Lanza, John (2005)	OG	6-3	255	San Diego (Horizon)	Mahoney, Elic (1990,91,92,94)	DE-TE	6-4	260	Altadena (Muir)
Lapka, Myron (1977,78,79)	DT	6-4	245	Chatsworth (Chatsworth)	Mahoney, Sean (2020,21,22)	TE	6-6	245	Los Altos Hills (Archbishop Mitty)
Laraneta, Manuel (1924,25,26)	FB	5-9	166	Los Angeles (Jefferson)	Mailo, Faaesaa (1996,99,2000,01)	OT-OG	6-3	325	Wailua, HI (Kahuku)
Lardizabel, Ben (1945,56,57)	LG	5-10	216	Los Angeles (Manual Arts)	Maiava, Kaluka (2005,06,07,08)	LB	6-0	300	Wailuku, HI (Baldwin)
Larrabee, Duane (1933,34)	RE	6-0	177	Santa Ana (Santa Ana)	Makaula, Kaulana (2019,20,21)	ILB-S	6-3	220	Kailua, HI (Punahou)
Larry, Lawrence (1995,96,97,98)	DE-LB	6-3	240	Littlerock (Littlerock)	Malcolm, John (1908,09,10)	G			
Larsen, Chandler (2012)	FB-TE	6-0	225	Oak Park (Oak Park)	Malepeai, Vavae (2017,18,19,20,21)	TB	6-0	220	Aiea, HI (Mililani)
LaVelle, Leslie (1926,27)	E	6-0	175	Glendale (Glendale)	Malette, Frank (Rabbit) (1915,16,17)	QB	138		San Diego
Lavender, Tim (1978)	CB	6-4	190	San Diego (Central/San Diego CC)	Maley, Duane (1941)	C	5-8	196	San Diego (San Diego)
Lavin, Tim (1990,91)	FB	6-1	210	Agoura Hills (Chaminade)	Malone, Tom (2002,03,04,05)	P	6-0	205	Lake Elsinore (Temescal Canyon)
Lavoni, (1905)					Mallory, Thomas (1929,30,31)	HB	5-10	180	Pasadena (Pasadena)
Lawrence, Jim (1966,67,68)	RHB	6-0	179	Buena Park (Buena Park/New Mexico Military Institute)	Maloney, Al (1930)	QB	5-6	153	Long Beach (Long Beach Poly)
Lawryk, Gene (1976)	C	6-3	235	Bell (Bell)	Malu, Alatini (2005,06,07)	OG	6-4	330	Torrance (Torrance/Long Beach CC)
Leach, Jason (2001,02,03,04)	S	5-11	210	Chino (Bishop Amat)	Mama, Damien (2014,15,16)	OG	6-4	325	Moreno Valley (St. John Bosco)
Leadingham, John (1918,19,20,21)	FB	138		Los Angeles (Manual Arts)	Manjack IV, Joseph (2021)	WR	6-3	205	Tomball, TX (Tomball Memorial)
Leahy, Ed (1920,21,22)	HB	132		Los Angeles (Los Angeles)	Manker, Robert (1923)	HB	160		
Learned, (1917)					Manlove, Ferdinand (1925)				
LeDuc, William P. (1936)					Manning, Dick (1941)	FB	5-9	182	Rosemead (El Monte)
Lee, Bob (1924,25,26)	FB	5-10	170	Los Angeles (Franklin)	Maples, Jim (1959,60,61)	RHB	5-10	175	Bakersfield (East Bakersfield)
Lee, Jim (1972)	DT-OT	6-5	223	Granada Hills (Monroe/Taft JC)	Mardner, Greg (1971,73,74)	DT-DE	6-3	245	Granada Hills (Granada Hills)
Lee, Junior (1974,75)	SE	6-2	180	Long Beach (Long Beach Poly/Long Beach CC)	Maree, Jeff (1985,86,87)	S	5-10	175	Middlesex, NJ (Middlesex/Long Beach (CA) CC)
Lee, Marjise (2011,12,13)	WR	6-0	195	Inglewood (Serra)	Marincovich, Andrew (1943)	RG	5-9	175	(San Pedro/JCLA)
Lee, Phil (1964,65,66)	LHB	5-10	174	Stockton (Edison)	Marinovich, Marv (1959,61,62)	RT	6-3	225	Watsonville (Watsonville/Santa Monica CC)
Lee, Shane (2022)	ILB	6-0	245	Burtonsville, MD (St. Frances Academy/Alabama)	Marinovich, Todd (1989,90)	QB	6-4	210	Balboa (Capistrano Valley)
Lee, Zephirini (1982,85)	TB	6-3	215	San Francisco (Lincoln)	Markowitz, Abe (2012,13)	C-OG	6-1	305	Hawaii Kai, HI (Punahou)
Lefebvre, Henry (1923,24,25)	FB	5-6	170	Long Beach (Long Beach Poly)	Marks, Theodore (1915,16)	RT	168		(Long Beach Poly)
Leggett, Brad (1987,88,89)	C	6-5	270	Fountain Valley (Fountain Valley)	Marshall, Derrell (1988)	OT	6-4	305	Seat Pleasant, MD (Howard D. Woodson (Wash., DC)/Bakersfield (CA) College)
Leimbach, Chuck (1954,55,56)	LE	6-4	193	Fresno (Roosevelt)	Marshall, George (1915)				
Leimbach, Joe (1980,81,82,83)	C	6-3	215	Rancho Palos Verdes (Miraleste)	Marshall, Iman (2015,16,17,18)	CB	6-1	205	Long Beach (Long Beach Poly)
Leinart, Matt (2002,03,04,05)	QB	6-5	235	Santa Ana (Mater Dei)	Martin, Austin O. (1897)	RE			
Lehmer, Steve (1987,68,69)	OG	6-2	225	Anaheim (Loara/Fullerton JC)	Martin, Bill (1948,49)	FB	5-8	195	Alhambra (Keppel)
Lemos, Matt (2003)	S	5-10	180	Redwood City (St. Francis)	Martin, II, Frank (2019)	OG	6-4	300	West Covina (Mater Dei)
Lenderman, Ryan (1993,94)	WR	5-11	180	Grand Junction, CO (Grand Junction)	Martin, G. (1895)				
Lennox, Walter (1904)	QB				Martin, Harry Lee (1893)	QB			
Leon, Rich (1966)	LE	6-1	177	Whittier (Sierra/Fullerton JC)	Martin, Marcus (2011,12,13)	C-OG	6-3	310	Los Angeles (Crenshaw)
Levario Jr., Steve (2002,03)	WR	5-9	170	West Covina (Wilson/Mt. San Antonio JC)	Martin, Rod (1975,76)	DLB	6-2	195	Los Angeles (Hamilton/Los Angeles CC)
Levingston, Bob (1959,60)	RHB	6-0	185	Los Angeles (Los Angeles)	Martinez, John (2010,11,12,13)	OG	6-2	310	Murray, UT (Cottonwood)
Levy, Dexter (1986)	CB	6-0	190	Los Angeles (Crenshaw)					



ALL-TIME LETTERWINNERS

Skene, Cody (2013)	WR	5-7	160	Oak Park (Oak Park/Moorpark JC)	Strother, Deon (1990,91,92,93)	FB-TB	6-0	205	Oakland (Skyline)
Skiles, John (1970,71)	DT	6-3	220	Bakersfield (North)	Strozier, Clint (1975,76)	Rov	6-3	190	Oxnard (Oxnard/Moorpark JC)
Skinner, J. (1907)	RHB				Stuart, Melvin (1919)	LHB		160	Los Angeles (Manual Arts)
Skvarna, Carl (1960,61)	LHB-PK	5-8	155	Upland (Chaffey)	Stuart, R. (1916)	RG		168	(South Pasadena)
Slaton, Tony (1981,82,83)	C	6-4	260	Merced (Merced)	Studdard, Howard (1977)	WR-TE	6-4	212	Los Angeles (Manual Arts)
Slatter, James (1937,38,39)	RHB	6-3	196	Los Angeles (Manual Arts)	Sullivan, Conner (2014,15)	QB	6-0	195	Orange (Orange Lutheran)
Sleep-Dalton, Aady (2022)	P	6-1	190	Geelong, Australia	Sullivan, J.P. (1987,89)	DG	6-5	250	Vista (Vista)
Slough, Greg (1969,70)	LB	6-3	230	San Diego (Pt. Loma/San Diego CC)	Sullivan, Shane (2013)	TE	6-4	240	Orange (Orange Lutheran/Air Force Academy Prep/Wyoming/Mt. San Antonio JC)
Slovics, Kedon (2019,20,21)	QB	6-3	205	Scottsdale, AZ (Desert Mountain)	Sullivan, Tim (1981,82)	ILB	6-2	220	Massapequa, NY (St. John the Baptist)
Small, Eroll (1993,94)	OLB	6-2	240	Van Nuys (Notre Dame)	Summer, (1918)				
Smedley, Ron (1961,62)	RG	5-10	200	El Monte (Arroyo/Santa Ana JC)	Sutherland, James (1934,35,36)	LHB	5-10	184	Inglewood (Inglewood)
Smith, Ben (1893)	LE				Svihus, Bob (1962,63,64)	LT	6-4	220	Redwood City (Sequoia)
Smith, C.E. (1895)					Swann, Lynn (1971,72,73)	FL	6-0	180	San Mateo (Serra)
Smith, Cameron (2015,16,17,18)	ILB	6-2	250	Roseville (Granite Bay)	Swanson, Pat (1997,98,99)	TE-SNP	6-4	235	Yorba Linda (Esperanza/Fullerton JC)
Smith, Charles (1889,92)	G				Swanson, Steve (1967)	LB	5-10	200	Pico Rivera (El Rancho/Long Beach CC)
Smith, Cole (2017)	C	6-3	275	Mission Viejo (Mission Viejo)	Sweeney, Calvin (1977,78)	FL-SE	6-2	184	Riverside (Perris/Riverside CC/UC Riverside)
Smith, Corby (1952)	QB	6-3	205	La Canada (Loyola)	Sweeney, Cordell (1988,89)	OLB	6-4	225	San Jose (Blackford)
Smith, Dennis (1977,78,79,80)	S	6-3	205	Santa Monica (Santa Monica)	Swires, Frank (1939)	QB	5-8	162	Evanston, IL (St. John's (WI))
Smith, Ernest (1930,31,32)	T	6-2	215	Los Angeles (Gardena)	Swope, Jess (1949)	LT	6-2	225	Los Angeles (Los Angeles Polytechnic)
Smith, George (1925)	C	5-8	184	Los Angeles (Lincoln)					
Smith, Harry E. (1937,38,39)	LG	5-11	218	Ontario (Chaffey)					
Smith, Herbert (1917)					- T -				
Smith, J.R. (1892)					Tancredy, Tom (1949,50)	RG	5-6	200	Oakland (Castlemont)
Smith, James (1918,19,20,21)	RE		168	Los Angeles (Los Angeles)	Talaimaiva, Viane (2014,15,16,17)	OG	6-2	325	Moreno Valley (Centennial)
Smith, Jaylin (2021, 22)	S	5-11	180	Palmdale (Bishop Alemany)	Taleni, Tyrone (2022)	DL	6-2	280	Savai'i, Western Samoa (Vaioala College/Mt. San Antonio JC/Kansas State)
Smith, Jeff (1964,65)	DE	6-1	236	Long Beach (Long Beach Poly/Long Beach CC)	Tannehill, Ted (1945,46,47)	LHB	5-9	180	Oroville (Oroville/UJ of Notre Dame)
					Tanner, Randy (1984,85,86,87)	FL	5-11	190	Valinda (Bishop Amat)
Smith, Joe W. (1923,24)	E		140		Tappaan, Francis (1927,28,29)	E	5-10	165	Los Angeles (Los Angeles)
Smith, Malcolm (2007,08,09,10)	LB	6-1	225	Northridge (Taft)	Tarver, Bernard (1976)	TB-FB	5-10	185	Bakersfield (Arvin)
Smith, Mike (1973,74)	OG	6-3	228	Montebello (Montebello)	Tatsch, Herbert (1931,33,34)	LT	6-2	205	Los Angeles (Gardena)
Smith, Pat (1996)	C-SNP	6-5	275	La Mesa (Helix)	Tatupu, Lofa (2003,04)	LB	6-0	225	Plainville, MA (King Philip Regional/Maine)
Smith, R. (1910)	RG				Tatupu, Mosi (1974,75,76,77)	FB	6-0	225	Honolulu, HI (Punahou)
Smith, Robert (1934)	FB	6-0	195	Inglewood (Chaffey/Chaffey JC)	Ta'ufu'ou, Stanley (2019,20,21,22)	DL	6-2	270	Simi Valley (Grace Brethren)
Smith, Roy (1954)	RT	6-4	212	Blytheville, AR (Blytheville)	Tavai, J.R. (2011,12,13,14)	OLB-DT-DE	6-2	250	Redondo Beach (Mira Costa)
Smith, Sid (1968,69)	OT	6-4	267	Long Beach (Long Beach Wilson)	Taylor, Art (1917)	LE		152	
Smith, Solly (1918)	HB	5-9	165	Los Angeles (Manual Arts)	Taylor, Arthur (1914)	RE			
Smith, Stanley (1932)	G	6-0	179	Los Angeles (Manual Arts)	Taylor, Brice (1924,25,26)	G	5-9	185	Seattle, WA (Franklin)
Smith, Steve (2003,04,05,06)	WR	6-0	200	Canoga Park (Taft)	Taylor, Mike (1966,67)	OT	6-5	238	San Francisco (Lowell/San Francisco CC)
Smith, Tody (1969,70)	DT	6-5	247	Beaumont, TX (Charlton-Pollard/Michigan St.)	Taylor, Paul (1941)	QB	6-1	193	San Bernardino (San Bernardino/San Bernardino JC)
					Taylor-Stuart, Isaac (2018,19,20,21)	CB	6-2	200	San Diego (Helix)
Smith, Tyron (2008,09,10)	DT	6-5	280	Moreno Valley (Rancho Verde)	Telfer, Randall (2011,12,13,14)	TE	6-4	260	Rancho Cucamonga (Rancho Cucamonga)
Smith, Wil (2005)	WR	6-1	200	Rancho Palos Verdes (Peninsula)	Tell III, Marvell (2015,16,17,18)	S	6-2	195	Pasadena (Crespi)
Smith, Zach (2013,14,15,16)	SNP	6-1	220	Redwood City (Menlo School)	Tellam, Greg (1994,96)	DE	6-4	225	Tucson, AZ (Sabino)
Smith-Schuster, JuJu (2014,15,16)	WR	6-2	220	Long Beach (Long Beach Poly)	Temple, Cody (2013,14,15)	DT	6-2	300	Bakersfield (Liberty)
Smutz, Huber (1923)	C		160	(Lincoln)	Templeton, George (1927,28,29)	C	5-10	180	Roswell, NM (Roswell)
Snow, Jim (1966,67,68)	LB	5-10	221	San Diego (San Diego)	Terry, Tony (1967,68,69)	DT	6-3	240	Long Beach (St. Anthony)
Snyder, Ed N. (1937)	E	5-11	180	St. Louis, MO (Western Military)	Thiede, Cliff (1929)	QB	5-10	188	Long Beach (Long Beach Poly)
Snyder, Jim (1947)	RG	5-8	205	Taft (Taft)	Thomas, Alonzo (Skip) (1971)	CB-WR	6-2	205	Kansas City, KS (Wyandotte/Arizona Western College)
Sogge, Steve (1967,68)	QB	5-10	170	Gardena (Gardena)	Thomas, Christian (2010)	DE-TE	6-3	240	Palmdale (Highland)
Sohn, Ben (1938,39,40)	RG	6-3	226	San Diego (San Diego)	Thomas, Fay (1923,24)	T	6-2	188	Owensmouth (Owensmouth)
Solter, Andrew Ford (1923,24)	FB	5-11	180	Moorhead, MN (Moorhead)	Thomas, John (1963,64,65)	RE	6-1	210	Alhambra (Alhambra)
Souers, Glenn (1950)	WR	5-11	175	Rialto (Fontana)	Thomas, Kelly (1981,82)	OT	6-6	270	La Mirada (La Mirada)
Soward, R. Jay (1996,97,98,99)	WR	5-11	185	Corona (Corona)	Thomas, Kevin (2005,06,08,09)	CB	6-1	190	Oxnard (Rio Mesa)
Spanos, Matt (2004,05,07)	C-DT	6-5	305	South Pasadena (South Pasadena)	Thomas, Lloyd (1926,27,28)	HB	5-10	175	Riverside (Jamestown, ND)
Sparling, Raymond (1930,31,32)	E	6-0	183	Dakota Dunes, SD (Bishop Heelan/Columbia)	Thomas, Max (1926,27)	FB	5-10	175	Jamestown, ND (Jamestown)
Spears, Connor (2015)	TE	6-6	245	Oceanside (El Camino)	Thomas, Ronald D. (1940,41,42)	RG	5-11	200	Los Angeles (Manual Arts)
					Thomas, Terrell (2004,05,06,07)	CB	6-1	200	Alta Loma (Rancho Cucamonga)
Spears, Ernest (1986,87,88,89)	CB	6-0	190	Oceanside (El Camino)	Thomassin, John (1937,38,39)	LT	5-11	208	Los Angeles (Manual Arts)
Spears, Raoul (1990,91)	FB	6-0	240	Compton (Millikan)	Thompkins, Devan (2022)	RUSH	6-5	230	Stockton (Edison)
Spector, Irwin (1953,54)	RG	5-9	198	Brooklyn, NY (Lincoln)	Thompson, A.P. (1893,94,95,97)	QB			
Speer, Carl (1916)					Thompson Jr., Chris (2021, 22)	S	6-1	215	Duncanville, TX (Duncanville/Auburn)
Spencer, Todd (1981,82,83)	TB	5-11	195	Berkeley (El Cerrito)	Thompson, Dale (2004,05,06,07)	TE	6-4	255	Corona (Santiago)
Sperle, Chris (1985,86,87,88)	P	6-1	175	Fountain Valley (Fountain Valley)	Thompson, Ed (1904)	C			
Sperling, Ty (1977,78,79)	P	6-1	175	Fountain Valley (Fountain Valley)	Thompson, Field (1924,25,26)	HB	5-11	160	Los Angeles (Los Angeles)
Spicer, Averell (2006,07,08,09)	NG-DT	6-0	235	Wilmington (Banning)	Thompson, Gordon (1923)	G	5-10	180	San Diego (San Diego)
Spraggins, Edward (1934)	DT	6-2	295	Rancho Cucamonga (Rancho Cucamonga)	Thompson, Ken (1951,52,53)	RT	6-2	222	Phoenix, AZ (North)
Sprott, C.W. (1914)	RT				Thompson, P.J. (1892)				
Stadthaus, Alex (2018,19,21,22)	PK	6-2	200	San Diego (San Diego)	Thompson, Roderick (1930,31)	T	6-1	199	Los Angeles (Manual Arts)
Stall, Joseph (1946)	LT	6-2	220	Austin, TX (Vandergrift)	Thurlow, Leavitt (1934,35,36)	LT	6-0	189	Los Angeles (Beverly Hills)
					Thurlow, Toby (1982)	LE	6-1	195	Escondido (Escondido)
Stanley, Ralph (1936,37,38)	RE	6-1	190	Los Angeles (Lincoln)	Thurman, Dennis (1974,75,76,77)	S-FL	5-11	173	Santa Monica (Santa Monica)
Stare, Jim (1904)	RT				Thurman, Junior (1985,86)	S	6-0	180	Los Angeles (Santa Monica/West Los Angeles JC)
Stark, Newton Calvin (1923,24,25)	E	5-10	150	Santa Ana (Santa Ana)	Tiernan, Phillip (1920,21,22)	FB		152	Long Beach (Long Beach Poly)
Starling, Jawanza (2009,10,11,12)	S	6-1	200	Tallahassee, FL (Lincoln)	Tilbey, Chris (2016,18)	P	6-5	210	Melbourne, Australia (Sandringham/San Francisco CC)
St. Brown, Amon-Ra (2018,19,20)	WR	6-1	195	Anaheim Hills (Mater Dei)					
Stearn, (1919)					Timberlake, George (1952,53)	RG	6-2	207	Long Beach (Jordan/Long Beach CC)
Steele, Chris (2019,20,21)	CB	6-1	190	Bellflower (St. John Bosco/Florida)	Timmons, Curt (1971)	CB	5-11	180	Norwalk (St. Paul's)
Steele, Harold (1975,76)	NG	6-1	240	San Diego (Lincoln/San Diego CC)	Ting, Brandon (2003,04,05)	S-CB	5-10	180	Woodside (James Logan)
Steele, Markus (1999,2000)	LB	6-3	220	Long Beach (Chanel (New Bedford, OH)/Long Beach CC)	Ting, Ryan (2003,04,05)	S-CB	5-10	180	Woodside (James Logan)
					Tinsley, Scott (1980,81,82)	QB	6-2	195	Oklahoma City, OK (Putnam City West)
Steele, Todd (1983,84,85,86)	FB	6-3	235	Kingsburg (Kingsburg)	Tipton, Howard (1930,31,32)	HB	5-10	189	Los Angeles (Belmont)
Steen, Jason (1997,98)	LB-DE	6-4	220	Inglewood (Serra)	Tober, Christopher (2013,15)	WR	5-8	175	San Clemente (San Clemente)
Steinbacher, Nate (2000,01,03)	OT	6-5	305	Anaheim (Esperanza)	Tober, William (2012)	CB	5-9	190	San Clemente (San Clemente)
Stephen, Caady (2022)	DL	6-5	310	Camas, WA (Camas)	Tobin, Hal (1960,61)	FB	5-10	195	San Diego (Coronado/San Diego JC)
Stephens, Barry (1929,30,31)	HB	5-8	155	Los Angeles (Los Angeles Poly)	Tofi, Travis (2003,04,05,06)	DT	6-4	265	Aoa, American Samoa (Fagaitua)
Stephens, Scott (2009)	WR	6-1	185	Pasadena (St. Francis)	Toland IV, James (2014,15,16,17)	TB	5-11	195	Indio (Shadow Hills)
Stephenson, Cooper (2008,09)	SNP-TE	6-3	220	San Diego (Torrey Pines)	Tolbert, Dennis (1997)	DT	6-2	260	Las Vegas, NV (Rancho/Victor Valley CC)
Stephenson, Warren (1960,61)	LE-FB	5-11	177	Los Angeles (Dorsey)	Tolliver, Justin (2004)	CB	5-9	160	New Orleans, LA (De La Salle)
Steponovich, Tony (1927,28,29)	E	5-10	185	Inglewood (Inglewood)	Tolman, Ernie (1947,48)	LE	6-4	205	Venice (Venice)
Stapp, Markese (2018,19,20)	TB	6-0	235	Indianapolis, IN (Cathedral)	Tonelli, Amerigo (1936,37,38)	RG	5-9	222	Thomas, WV (Thomas)
Stevens, Lawrence (1931,32,33)	G	6-2	205	Piedmont (Piedmont)	Toolen, Andy (1919,20,21)	LE		175	Los Angeles (Lincoln)
Stevenson, Edward (1936)	LHB	5-9	183	Encinitas (Cumnock Prep)	Torgan, Spencer (2002,03)	C-DT	6-1	275	Calabasas (Harvard-Westlake)
Stevenson, Steve (1999,2000,01)	WR	6-2	200	Glendora (Charter Oak)	Torres, Eric (2000,01,02,03)	OT-OG	6-5	300	Gardena (Bishop Montgomery)
Stever, Bill (1924)					Townsend Jr., Greg (2012,14,15)	DE	6-3	275	Los Angeles (Beverly Hills)
Stewart, George (1973,74)	DT	6-4	233	Pasadena (Pasadena)	Townsend, Ken (1918,19,20)	RG		190	Selma (Selma)
Stillwell, Bob (1947,48,49)	RE	6-0	200	Los Angeles (Washington)	Traynham, Jerry (1958,59,60)	LHB	5-10	185	Woodland (Woodland)
Stillwell, Don (1950,51,52)	LE	6-0	185	San Francisco (Lincoln/San Francisco CC)	Treier, Jack (1958,59,60)	C	6-3	202	Lancaster, PA (Catholic/Bakersfield (CA) High/Bakersfield JC)
Stirling, Bob (1970,71)	C	6-2	241	Westminster (Westminster)					
Stoecker, Howard (1937,38,39)	LT	6-4	215	Mason City, IA (Mason City)	Tremblay, Caleb (2018,19,20)	DL	6-5	270	Napa (Vintage/American River CC)
Stokes, Bill (1986,87)	OLB	6-3	235	Pasadena (Pasadena/Glendale CC)	Trigg, Michael (2021)	TE	6-4	245	Tampa, FL (Carrollwood Day)
Stonebraker, John S. (1938,39)	RE	6-2	219	Los Angeles (Fairfax/Black-Foxe Academy)	Truhr, James (1928,29)	E	6-2	195	Seattle, WA (Garfield)
Stonehouse, John (1992,93,94,95)	P	5-11	230	Pasadena (Loyola)					
Stookey, Byron (1906,07,09,10)	T								
Streelman, Brad (1978,79)	NG-DT	6-5	245	Artesia (Valley Christian/Cerritos JC)					
Strong, Frank (1998,99,2000,01)	LB-S-TB	6-1	220	Stockton (Franklin)					



ALL-TIME LETTERWINNERS

Tsagalakis, Sam (1952,53,54)	PK	5-7	158	Los Angeles (Manual Arts)	Weber, Tom (1952,53)	LT	6-2	210	Canton, OH (McKinley)
Tucker, Mark (1987,88,89,90)	OG	6-3	270	Los Angeles (Banning)	Webster, Jack (2019)	WR	6-0	190	La Canada Flintridge (Loyola)
Tucker, Olajuwon (2014,15,16)	ILB	6-3	230	Harbor City (Serra)	Webster, Steven (1985,86,87,88)	TB	5-10	190	San Diego (Helix)
Tucker, Sam (1893)	LE-RH				Weddle, L.V. (1924)	QB			Dinuba (Dinuba)
Tuerk, Max (2012,13,14,15)	C-OG-DT	6-6	285	Trabuco Canyon (Santa Margarita)	Weeks, Chuck (1951,52)	RT	6-2	221	Columbus, OH (West)
Tufele, Jay (2018,19)	DL	6-3	305	Salt Lake City, UT (Bingham)	Wehba, Ray (1936,37,38)	LE	5-11	186	Oklahoma City, OK (Central)
Tufs, Ray (1904)					Weiss, Andrew (2008)	DE	6-9	230	San Marino (San Marino/Pasadena CC/UC San Diego)
Tuiasosopo, Titus (1990,91,92)	OG	6-1	290	Taputimu, American Samoa (Banning [CA])	Weiss, Benjamin (1916,17)	RG	5-11	162	(Denison Academy)
Tu'ikolovatu, Stevie (2016)	DT	6-1	320	Salt Lake City, UT (East/Utah)	Welch, Harry (1951,52)	LHB	5-10	172	Akron, OH (Kenmore/U of Notre Dame [IN])
Tuipulotu, Marlon (2017,18,19,20)	DL-DT	6-3	305	Independence, OR (Central)	Welch, Matt (1988,99)	OT-TE	6-6	300	Orange (Villa Park/Santa Ana JC)
Tuipulotu, Tuli (2020,21,22)	DL	6-4	290	Gardena (Lawndale)	Weilman, Gary (1987,88,89,90)	FL	5-9	175	Westlake Village (Westlake)
Tuliau, Brian (1987,88,89,90)	ILB	6-2	240	Long Beach (Long Beach Poly)	Wells, Harry III (1964)	RG	6-1	215	Los Angeles (Manual Arts)
Tuliaupupu, Solomon (2022)	RUSH	6-3	240	Santa Ana (Mater Dei)	Welsh, Lou (1950,51,52)	C-LB	6-1	194	Steubenville, OH (Austin [TX])
Tupou, Christian (2007,08,09,11)	DT	6-2	300	Sacramento (Grant)	Weneta, Nathan (2022)	SNP	6-2	215	San Diego (Cathedral Catholic/Purdue)
Turner, Joe (1980,81)	CB	6-2	205	Oxnard (Compton/Ventura JC)	Wenzel, Richie (2017)	C	6-3	285	Chevy Chase, MD (Our Lady of Good Counsel)
Turner, Patrick (2005,06,07,08)	WR	6-5	220	Nashville, TN (Goodpasture)	Werner, P. [Moose] (1915)	E			
Tyiska, Ryan (1994,95,96,97)	LB	6-2	220	Clovis (Clovis West)	West, Patrick (1944)	FB	6-0	200	(Burgettstown, PA/U of Pittsburgh)
Tyler, Jerome (1982,83,84,85)	S	6-1	185	Riverside (Rubidoux)	West, Troy (1981,82)	S-CB	6-1	205	West Covina (Covina/Mt. San Antonio JC)
Tyler, Marc (2008,10,11)	TB	5-11	230	Lancaster (Oaks Christian)	Westcott, Clem (1925)	C	6-3	210	Leonardsville, KS (Leonardsville)
Typton, Cyril (1919)					Westcott, Jack (1925)	T	6-3	210	Leonardsville, KS (Leonardsville)
- U -					Westover, Charles (1905)				
Udeze, Kenechi (2001,02,03)	DE-DT	6-4	285	Los Angeles (Verbum Dei)	Westphal, Dick (1954)	LT	6-1	207	Long Beach (Jordan)
Uhl, Jason (1990,91,93)	NT-DG	6-3	270	Irvine (Mater Dei)	Wheatley, Pop (1902,03)	FB			
Uko, George (2011,12,13)	DE-DT	6-3	275	Chino (Don Lugo)	Wheeler, Chad (2013,14,15,16)	OT	6-6	310	Santa Monica (Santa Monica)
Underwood, Walt (1975,76,77)	DT	6-4	230	Atlanta, GA (Southwest)	Wheeler, Harold (1926)	HB	5-11	174	Phoenix, AZ
Upton, Mickey (1965)	RHB	5-10	174	Rialto (Stillwater, OK)	Whitcomb, E (1915)	FB		164	Monrovia (Monrovia)
Urquhart, Daniel (2003)	LB	6-2	250	Los Angeles (Washington/Los Angeles Southwest JC)	White, Charles (1976,77,78,79)	TB	6-0	185	San Fernando (San Fernando)
Ussery, Charles (1980,81)	DT	6-4	245	Long Beach (Long Beach Poly)	White, Jack (1904)	LHB			
- V -					White, Kenneth (1921)	E		150	Hollywood (Hollywood)
Vaca, Vic (1983)	ILB	6-2	225	Whittier (Montebello/East Los Angeles CC)	White, LenDale (2003,04,05)	TB	6-2	235	Denver, CO (Chatfield)
Vainuku, Soma (2012,13,14,15)	FB	6-0	255	Eureka (Eureka)	White, Lonnie (1985,86)	FL	5-11	190	South Belmar, NJ (Asbury Park)
Van Blarcom, Troy (2005,06)	PK	6-3	225	Orange (Orange Lutheran)	White, Oliver (1926)	G	6-1	190	Nogales, AZ
Vanderboom, Nick (2003,04,05,06)	TE-QB	6-4	245	Medina, MN (Breck)	White, Timmy (1980,81,82)	WR	5-11	185	South Belmar, NJ (Asbury Park)
Vandermade, Lenny (2000,01,02,03)	OG-C	6-3	275	Santa Ana (Mater Dei)	Whitehead, Duane (1943,44,45,46)	FB	5-11	185	(Bonita)
Van Doren, Bob (1950,51,52)	RT	6-3	212	San Diego (San Diego)	Whitlaw, Ben (1892)				
Van Dyke, Vinny (1976,77)	DT	6-5	250	Greenwich, CT (Greenwich)	Whitney, Isaac (2015,16)	WR	6-3	220	Oklahoma City, OK (Southmoore/Central Oklahoma/Riverside CC)
Van Horne, Keith (1977,78,79,80)	OT	6-7	265	Fullerton (Fullerton)	Whittier, Julian (1929)	G	6-1	235	San Diego (Army-Navy Academy)
Van Raaphorst, Mike (1997,98,99,2000)	QB	6-5	220	El Cajon (Helix)	Wilbur, Robert (1934)	G		202	Tulare (Tulare)
Van Vliet, George (1958,59,60)	LE	6-3	208	Whittier (Whittier)	Wilcox, Paul (1919)	RE		155	Long Beach (Long Beach Poly/Cal Tech)
Vasicek, Vic (1945)	LG	5-11	205	El Campo, TX (El Campo)	Wilcox, Ralph D. (1928,29,30)	E	5-11	175	Strathmore (Strathmore)
Vaughans, Tyler (2017,18,19,20)	WR	6-2	190	Pasadena (Bishop Amat)	Wilcox, Thomas (1927,28,29)	FB	5-10	187	Strathmore (Strathmore)
Vehikite, Simione (2011,12)	LB-FB	5-11	225	Kapolei, HI (Kapolei)	Wilder, Glenn (1959)	RE	6-0	191	Van Nuys (Van Nuys/Valley JC)
Vella, Chris (1971,72)	TE	6-3	227	Van Nuys (Notre Dame)	Wilensky, Joe (1934,35,36)	LG	5-8	188	Los Angeles (Venice)
Vella, John (1969,70,71)	OT	6-4	256	Van Nuys (Notre Dame)	Wiley, Isiah (2011)	CB	6-1	185	West Monroe, LA (West Monroe/Arizona Western JC)
Vellone, Jim (1964,65)	LT	6-2	315	Whittier (California/Cerritos JC)	Wilkie, [1916]				
Vera-Tucker, Alijah (2018,19,20)	OL-DG-DT	6-4	250	Oakland (Bishop D'Dowd)	Wilkins, John (1959,60)	LT	6-4	225	Newport News, VA (Newport News/The Citadel)
Verry, D. Norman (1941,42,43)	LG	6-0	235	Visalia (Visalia)	Willer, Don (1940,41,42)	LT	6-2	201	Los Angeles (Manual Arts)
Viltz, Theo (1964,65)	S	6-1	185	Los Angeles (Serra)	Willhoite, Elmer (1950,51,52)	RG	6-1	210	Winton (Merced)
Volsan, Anthony (1994,95,96,97)	CB	5-10	170	Merced (Merced)	Williams, Aaron (1996,97,98,99)	OT-DE	6-3	280	Hawthorne (Leuzinger)
Von Aspe, Wolfgang (1994)	TB	5-10	200	Tarzana (Taft)	Williams, Brian (1991,92,93,94)	DLB-ILB	6-2	230	Dallas, TX (Bishop Dunne)
Von Mohr, Frank (1921)	G		176	Pasadena (Pasadena)	Williams, Britt (1959,60,61)	RG	6-1	212	Walnut Creek (Las Lomas)
Vorhees, Andrew (2017,18,19,20,21,22)	OL-DG-DT	6-6	325	Kingsburg (Kingsburg)	Williams, Caleb (2022)	QB	6-1	215	Washington, D.C. (Gonzaga College/Oklahoma)
Voyné, Don (1957)	LE	6-1	203	North Hollywood (North Hollywood/Valley JC)	Williams, Carl A. (1897,98,99,1900,01)	RT			
- W -					Williams, Charles A. (1935,36,37)	RE	5-11	178	Compton (Compton)
Wachholtz, Kyle (1992,93,95)	QB	6-5	220	Corona (Norco)	Williams, Chase (2018,19,20,21)	S-CB	6-2	200	Corona (Roosevelt)
Waddell, Don (1945)	RT	5-11	220	Rosemead (El Monte/Pasadena JC)	Williams, CJ (2022)	WR	6-2	190	Santa Ana (Mater Dei)
Wagner, Lowell (1941,42)	FB	6-0	176	Gardena (Gardena)	Williams, Damian (2008,09)	WR	6-1	195	Springdale, AR (Springdale/Arkansas)
Walker, Aundrey (2011,12,13,14)	OT-DG	6-6	315	Cleveland, OH (Glenville)	Williams, Devon (2019)	WR	6-4	205	Lancaster (Antelope Valley)
Walker, Brad (2004,05,06,07)	WR	6-2	215	Tustin (Foothill)	Williams, Don (1926,27,28)	QB	5-9	158	Santa Ana (Santa Ana)
Walker, Glen (1975,76)	P-PK	6-1	220	Gardena (Gardena/Harbor JC)	Williams, Eric (1975,76)	ILB	6-2	215	Kansas City, MO (Central)
Walker, Jim (1964,65)	LB-G	6-2	210	Los Angeles (Hadley Tech, St. Louis, MO/Los Angeles CC)	Williams, Hal (1941)	LE	6-2	187	Glendale (Hoover)
Walker, John (2002,03,04,05)	CB-S-WR	6-1	200	North Hills (Birmingham)	Williams, Homer (1964)	FB	6-1	220	Long Beach (St. Anthony/Long Beach CC)
Walker, Tommy (1947)	PK	5-10	185	Los Angeles (Black-Foxe)	Williams, Jayden (2019,20,21)	CB	6-1	195	East Riverside (Centennial)
Wall, Fred Willard (1944)	RG	5-9	190	Porterville (Porterville)	Williams, John (1949,50,51)	HB	5-10	180	Huntington Park (Huntington Park/Compton College)
Wall, John (2000)	PK	5-8	175	Encino (Birmingham)	Williams, Kevin (1977,78,79,80)	WR	5-9	165	San Fernando (San Fernando)
Wallace, Henry (1998,99,2000)	LB	6-2	210	Inglewood (Bishop Montgomery)	Williams, Kyle (2003,04,05,06)	OT-DG	6-6	300	Dallas, TX (Highland Park)
Wallace, Kenneth (1907,08,09,10)	LE				Williams, Leonard (2012,13,14)	DE-DT	6-5	300	Daytona Beach, FL (Mainland)
Wallace, Larry (1989,90,91,92)	FL-SE	6-1	180	Stockton (Lincoln)	Williams, Mario (2022)	WR	5-9	185	Tampa, FL (Pant City/Oklahoma)
Walshe, Joe (1985,87,88)	DG-NG-DG	6-3	280	Santa Ana (Foothill)	Williams, Marv (1981,83)	S	5-10	184	Colton (Colton)
Walters, Shawn (1993,94,95,96)	RB	6-0	225	Arlington, TX (Lamar)	Williams, Max (2019,20,22)	S-CB	5-9	180	Carson (Serra)
Walton, (1917)					Williams, Michael (1986,87,88,89)	DLB	6-4	230	Dallas, TX (Pinkston)
Wandler, Ian (2009)	TE	6-4	270	Hermosa Beach (Mira Costa/El Camino JC)	Williams, Mike (2002,03)	WR	6-5	230	Tampa, FL (Plant)
Warburton, Irvine [Cotton] (1932,33,34)	QB	5-6	148	San Diego (San Diego)	Williams, Rod (1982,83)	CB	6-0	195	Los Angeles (Dorsey/El Camino College)
Ward, Herb (1978,79)	CB	5-10	190	San Francisco (Balboa/San Francisco CC)	Williams, Thomas (2004,05,06,07)	LB-FB	6-3	235	Vacaville (Vacaville)
Ward, John (1927,28,29)	T	6-2	190	Garden Grove (Garden Grove)	Williamson, Frank (1931,32,33)	G	5-11	192	Pittsburg, CA (Pittsburg)
Wardlow, Jason (2001)	DE	6-5	240	Upland (Upland)	Williamson, Jack (1932,33,34)				
Ware, Aca'Caedric (2015,16,17,18)	TB	6-0	205	DeSoto, TX (Cedar Hill)	Williamson, Stanley (1929,30,31)	C	6-1	188	Pittsburg, CA (Pittsburg)
Ware, Scott (2004,05)	S	6-2	215	Santa Rosa (Montgomery/Santa Rosa JC)	Willig, Matt (1988,89,90,91)	DG-DT	6-8	265	La Mirada (St. Paul)
Ware, Timmie (1982,83,84)	FL	5-11	180	Compton (Centennial)	Willingham, Charles R. (1929)	FB	5-11	180	Calexico (Calexico)
Washington, Al (1985)	FL-SE	6-1	180	Carson (Carson/Long Beach CC)	Willis, Jack (1957)	LH	5-9	162	San Bernardino (San Bernardino/San Bernardino JC)
Washington, Chauncey (2003,06,07)	TB	6-1	220	Torrance (South Torrance)	Willson, Gary (1985,86)	DT	6-4	255	Burbank (Burbank)
Washington, Dave (1960)	RE	6-3	208	Oroville (Oroville/Santa Monica CC)	Willott, Laird (1954,55,56)	RG	6-0	205	Glendale (Hoover)
Washington, Delon (1994,95,96,97)	RB-TB	5-11	205	Dallas, TX (Kimball)	Willumson, Don (1945)	RE	6-1	180	Eagle Rock (Eagle Rock)
Washington, Gerald (2007,08)	DE-TE	6-6	255	Vallejo (Vallejo/Chaffey JC)	Willson, Chris (2013)	TE-QB	6-6	245	West Covina (St. Paul/Wake Forest)
Washington, Marlon (1987,88,89)	SE	6-0	195	Kansas City, KS (Schlagle)	Wilson, Alan (1990,91)	ILB-DLB	6-1	245	Gardena (Carson)
Washington, Tahj (2021, 22)	WR	5-11	175	Marshall, TX (Marshall/Memphis)	Wilson, Ben (1961,62)	FB	6-0	225	Houston, TX (Carver)
Washmera, Ray (1971,72,73)	FB	6-1	212	San Fernando (St. Ignatius)	Wilson, Charles (1902,03)	LE			
Watkins, Travis (2002,03,04)	OG	6-3	305	La Mesa (Helix)	Wilson, W. (1916)	C		140	
Watts, Elbert (1985)	CB	6-2	205	Carson (Venice/U of Oklahoma/Santa Monica CC)	Wilson, Zach (1999,2000,01,02)	OG-DT	6-5	300	Bellflower (Mayfair)
Wayahn, Elmer (1918,22,23)	FB		154	(Lincoln)	Winans, Jeff (1972)	DT	6-4	245	Turlock (Turlock/Modesto JC)
Weaver, Charlie (1969,70)	DE	6-2	214	Richmond (Richmond/Arizona Western College)	Winfield, John Irving (1928,29,30)	G	5-10	202	Los Angeles (Lincoln)
Webb, David (1989,90,91,92)	DT-DLB	6-4	225	Irvine (Irvine)	Wing, Paul (1934,35)	FB	5-10	189	Los Angeles (Pomona)
Webb, James (1932,33,34)	RHB	5-10	176	Shelbyville, TN	Winslow, Robert E. (1937,38,39)	RE	6-2	194	Inglewood (Inglewood/Modesto JC)
Webb, John (1904)	RT				Winslow, Troy (1965,66)	QB	6-0	180	Inglewood (Inglewood)
Webb, Lee (2001,02,03,04)	FB-LB	6-0	240	Inglewood (Crenshaw)	Winston, Elijah (2018,19,21)	DLB	6-3	240	Portland, OR (Central Catholic)
Weber, Scott (1971)	DE	6-5	220	Modesto (Modesto)	Wirching, Carl (1909)	RE			
					Wittek, Max (2012,13)	CB	6-4	235	Newport Beach (Mater Dei)
					Woidneck, Greg (2006,07,08)	P	6-0	200	Brea (Brea Olinda/Arizona State/Mt. San Antonio JC)



Wolf, Joe (1942,43)	C	6-2	195	Los Angeles (Los Angeles)
Wolfe, Jude (2019,20,21,22)	TE	6-6	245	Laguna Hills (St. John Bosco)
Wood, Alex (2012,14,15)	PK	5-10	175	Mercer Island, WA (Mercer Island)
Wood, Richard (1972,73,74)	ILB	6-2	213	Elizabeth, NJ (Jefferson)
Wood, Willie (1957,58,59)	QB	5-9	170	Washington, DC (Armstrong/ Coalinga (CA) JC)
Woodert, Andre (2003,05)	TB-S	6-0	220	Los Angeles (Agoura)
Woods, Antwaun (2012,13,14,15)	DT	6-1	320	Los Angeles (Taft)
Woods, John (1920)	LG		175	
Woods, LaVale (1994,95,96,97)	RB-FB-TB	5-7	220	Chandler, AZ (Dobson)
Woods, Quincy (1997)	QB	6-1	185	Righton Park, IL (Rich East)
Woods, Ray (1940,41,42)	QB	5-10	172	San Fernando (San Fernando)
Woods, Robert (2010,11,12)	WR	6-1	190	Carson (Serra)
Woodward, James L. (1918,19,20,21)	QB		135	Venice (Venice)
Woolen, Thomas G. (1907)	LT			Venice (Venice)
Work, Telford (1916)				
Worsley, Harry (1924,25)				
Wotkyns, Haskell Robert (Inky) (1932,33,34)	FB	5-9	175	San Gabriel (Alhambra)
Wren, Jim (1996,97)	P	6-0	220	Yorba Linda (Esperanza/Fullerton JC)
Wright, Ceyair (2021, 22)	CB	6-1	180	Los Angeles (Loyola)
Wright, Demetrius (2010,11,12,13)	S-CB	6-1	195	Corona (Corona)
Wright, Eric (2004)	CB	5-11	190	San Francisco (Riordan)
Wright, Foster C. (1895,96,97)	QB			
Wright, Manuel (2003,04)	DT	6-6	290	Compton (Poly)
Wright, Shareece (2006,07,08,09,10)	CB	5-11	185	Colton (Colton)
Wyatt, Justin (2002,03,04,05)	CB-WR	5-10	185	Compton (Dominguez)
- Y -				
Yary, Ron (1965,66,67)	OT-DT	6-5	245	Bellflower (Bellflower/Cerritos JC)
Yary, Wayne (1969,70)	OG	6-2	230	Cerritos (Bellflower)
Yatabe, Kyle (2012,13)	LB	6-0	220	El Segundo (El Segundo/Willamette)
Yocum, Sam (1925,26)				
Yoshida, Brent (2007)	WR-S	5-10	185	Huntington Beach (Huntington Beach/Arizona State)
Youel, Curtis (1931,32,33)	C	6-0	192	Santa Ana (Santa Ana)
Young, Adrian (1965,66,67)	LB	6-1	210	La Mirada (Bishop Amat)
Young, Charles (1970,71,72)	TE	6-4	228	Fresno (Edison)
Young, J.E. (1889,92)	HB			
Young, John (1968,69)	S	6-2	187	La Mesa (Helix)
Young, Keyshawn "Pie" (2016)	CB	5-11	175	Miami, FL (Miami Senior)
Youngworth, Pat (1889)	C			
- Z -				
Zachik, Don (1959,60)	PK	5-8	155	Linden, NJ (Linden)
Zado, Pierre (1998)	S	6-3	205	Turlock (Central Catholic)
Zampese, Ernie (1955,56)	LHB	5-9	166	Santa Barbara (Santa Barbara)
Ziegler, John (1916)				
Zilka, John (2005)	WR	6-4	200	Lake Forest, IL (Lake Forest)
Zimmerman, Dan (1949,51)	E	6-1	185	Burbank (Burbank)

USC ASSISTANT COACHES



[1924 to 2022]

– A –
 Mike Ackerley, 1986
 Hobbs Adams, 1935-39
 DeVaughn Alexander, 1996-97
 Chris Allen, 1987-92
 Foster Andersen, 1974-76, 1981-86
 David Anderson, 1980-81
 Scott Anderson, 1983
 Sam Anno, 2005-06
 Bobby April, 1987-90
 Brett Arce, 2016-17
 Jerry Attaway, 1978-79
 – B –
 John David Baker, 2020
 Roy Baker, 1946-50
 Mark Banker, 1996
 Joe Barry, 1995, 2010-11
 Mike Barry, 1993-97
 Sam Barry, 1929-40, 1945-49
 Jeremy Bates, 2009
 John Baxter, 2010-13, 2016-19
 Dick Beam, 1974-75
 Gary Bernardi, 1987-92
 Julie Bescos, 1937-41, 1945
 Fred Borman, 1989
 John Bonney, 2021
 Ronnie Bradford, 2016-18
 Raymond Brown, 1941
 Jeff Brown, 1989
 Willie Brown, 1968-75
 Larry Bryan, 1969
 Greg Burns, 2002-05, 2019
 Keith Burns, 1993-97
 – C –
 Shelby Calhoun, 1941-44
 Leo Calland, 1924, 1927-28
 Neil Callaway, 2016-18
 Gordon Campbell, 1926-36
 Mike Carey, 1978-79
 Brennan Carroll, 2002-09
 Tony Caviglia, 1986-87
 George Ceithaml, 1953-56
 Norm Chow, 2001-04
 A.J. Christoff, 2000
 Austin Clark, 2016-17
 Don Clark, 1951-56
 Keary Colbert, 2010, 2018-21
 William Cole, 1926
 Bob Connelly, 2015
 Bob Cope, 1991-92
 Don Coryell, 1960
 Dick Coury, 1966-68
 Jeff Cravath, 1927-28, 1933-40
 James Cregg, 2010-13
 Ross Cumming, 2012-13
 – D –
 Al Davis, 1957-59
 Tim Davis, 2002-04
 Joe DeForest, 2019
 Kyle DeVan, 2014
 Aubrey Devine, 1925-36
 George Dickson, 1957
 Seth Doege, 2021
 Dave Doeren, 1998-99
 Don Doll, 1957-58
 Chet Dolley, 1924-25
 Ray Dorr, 1988-92
 Tim Drevno, 2014, 2018-20
 – E –
 Mike Ekeler, 2013
 Bryan Ellis, 2017-18
 Roy Engle, 1946-48
 Ken Evans, 1978
 – F –
 Jaron Fairman, 2013-15
 Frank Falks, 1983-86
 Jon Farmerie, 2013
 Dan Ferrigno, 2000
 Craig Fertig, 1965-73, 1975
 Randy Fichtner, 1988
 Bob Fisher, 1942
 Bill Fisk, 1949-56
 Wayne Fontes, 1971-75
 Jethro Franklin, 2005, 2009

– G –
 Glen Galvin, 1943-45
 Willie Mack Garza, 2010
 Ray George, 1946-50, 1958-64,
 1972-74
 Joe Gibbs, 1969-70
 Craig Gibson, 1997-98
 Mike Giddings, 1961-65
 Artie Gigantino, 1979-86
 Prentice Gill, 2016-18
 Ted Gilmore, 2011
 Mike Goff, 2015-16
 Marv Goux, 1957-82
 Steve Greatwood, 1998-99
 Alex Grinch, 2022
 Daryl Gross, 1986-87
 Trevor Guyton, 2018
 – H –
 Paul Hackett, 1976-80
 Charlie Hall, 1960-65
 Mike Haluchak, 1976-77
 Zach Hanson, 2022
 Walt Hargesheimer, 1949-52
 Graham Harrell, 2019-21
 Gil Haskell, 1978-82
 Chris Hawkins, 2019
 John Hazelton, 1986
 Scottie Hazelton, 2012
 Rob Hedequist, 1983
 Mel Hein, 1951-65
 Clay Helton, 2010-15
 Tyson Helton, 2016-17
 Patrick Henderson, 2014-15
 Josh Henson, 2022
 Cliff Herd, 1925-36
 Keith Heyward, 2014-15
 Harry Hiestand, 1987
 Jess Hill, 1946-48
 Bob Hoffman, 1942
 Dave Holden, 1985-86
 Nick Holt, 2001-03, 2006-08
 Hudson Houck, 1976-82
 Sean Howe, 2012
 Luke Huard, 2022
 Rod Humenuik, 1966-70
 Ricky Hunley, 1992-93
 Willis O. Hunter, 1919-36
 Skip Husbands, 1971-76
 Michael Hutchings, 2018-19, 2021
 – I –
 Matt Irvin, 2000
 – J –
 Hue Jackson, 1997-2000
 John Jackson, 1976-81
 Pete Jenkins, 2013
 Mike Jinks, 2019-21
 Kurt Jones, 1989
 – K –
 Chad Kauha'aha'a, 2019
 Stanton Keane, 2020-21
 Jeff Kearin, 1991-94
 Lane Kiffin, 2001-06
 Monte Kiffin, 2010-12
 Sammy Knight, 2010-11
 Phil Krueger, 1966-70
 – L –
 Dave Levy, 1960-75
 Don Lindsey, 1971-80, 1993-94
 Toa Lobendahn, 2021
 John Lopes, 1980
 – M –
 Roy Manning, 2022
 Joe Margucci, 1954-64
 Rod Marinelli, 1995
 Steve Mariucci, 1986
 John Marshall, 1977-79
 Demetrice Martin, 2006-07
 Tee Martin, 2012-18
 Dennis Matsko, 1988-89
 John Matsko, 1987-91
 Deland McCullough, 2017
 Kiel McDonald, 2022
 Mike McDonald, 1980-82
 Clay McGuire, 2021
 Jeff McInerney, 1996-97
 John McKay, 1959
 Todd McNair, 2004-09
 Bob McNeish, 1937-41, 1945

Pete McPhail, 1947
 Justin Mesa, 2009, 2011-12
 Murl Miller, 1990-91
 Mike Milligan, 1950
 Paul Minnick, 1925
 Darren Moon, 1983-85
 Bob Moran, 1990
 Pat Morris, 1977, 1983-86
 Jess Mortensen, 1951-55
 John Morton, 2007-10
 Steve Morton, 1999-2000
 Wayne Moses, 2001
 Joe Muha, 1951-52
 – N –
 Craig Naivar, 2020-21
 Johnny Nansen, 2014-19
 Ken Norton Jr., 2004-09
 Shaun Nua, 2022
 Wayne Nunnely, 1991-92
 – O –
 Ken O'Brien, 1998-99
 Rich Olson, 1977
 Ed Orgeron, 1998-2004, 2010-13
 Todd Orlando, 2020-21
 – P –
 Chuck Pagano, 1984-85
 Bob Palcic, 1992
 Nick Pappas, 1953-56
 Drew Pearson, 2014-15
 Jairo Penaranda, 1987-88
 Clancy Pendergast, 2013, 2016-19
 Larry Petroff, 1998
 Phil Pettey, 1999
 Kennedy (Pola) Polamalu, 2000-03,
 2010-12
 Norm Pollom, 1960
 Ron Ponciano, 1987-88
 Tim Prukop, 1994-95
 Russ Purnell, 1982-84
 – R –
 Benny Rapp, 1984
 Walt Ransom, 1981-82
 Donnie Rea, 1983-86
 Kris Richard, 2008-09
 Mike Riley, 1993-96
 David Robinson, 1993-97
 John Robinson, 1972-74
 Mike Robinson, 1980
 Tommie Robinson, 2013, 2016
 Tom Roggeman, 1987-92
 Yogi Roth, 2007-08
 Pat Ruel, 2005-09
 – S –
 Marvin Sanders, 2012
 Mike Sanford, 1977, 1989-96
 Steve Sarkisian, 2001-03, 2005-08
 Brian Schneider, 2009
 Brian Schottenheimer, 2000
 Jim Sears, 1959
 Rocky Seto, 2001-09
 Ken Sharrar, 1986
 Gus Shaver, 1940-45
 Nate Shaw, 1980-86
 Clarence Shelmon, 1987-90
 Dennis Simmons, 2022
 Peter Sirmon, 2014-15
 R.C. Slocum, 1981
 Shawn Slocum, 1998-99
 Dennis Slutak, 2003-04
 Carl Smith, 2004
 Doug Smith, 1993-97
 Harry Smith, 1949-50
 Bill Snyder, 1966
 Bruce Snyder, 1974-75
 Sean Snyder, 2020-21
 Vic So'oto, 2020-21
 Jim Stangeland, 1965-68
 Harold Steele, 1978-79
 Dane Stevens, 2017-19
 Chuck Stobart, 1987-88
 A.J. Sturzenegger, 1924
 Mike Summers, 2013
 – T –
 Viane Talamaiavao, 2019-20
 Francis Tappaan, 1931-32
 Dennis Thurman, 1993-2000
 Bob Titchenal, 1956
 Bob Toledo, 1976-78

Ted Tollner, 1982
 Marques Tuiaosopo, 2014-15
 Norv Turner, 1976-84
 Ron Turner, 1985-87
 – U –
 Kenechi Udeze, 2016-18
 Keith Uperesa, 2001-02
 Tony Uruburu, 1990-91
 – V –
 Lenny Vandermade, 2015
 Norm Verry, 1946-48
 Craig Versteeg, 1984-85
 – W –
 DeWayne Walker, 2001
 Dave Wannstedt, 1983-85
 David Watson, 2005-08
 Mark Watson, 1981-82
 Mark Watson, 2012
 Charles White, 1993-97
 Justin Wilcox, 2014-15
 Aaron Williams, 2020-21
 Donte Williams, 2020-22
 Kyle Williams, 2013
 Chris Wilson, 2014-15
 Kirby Wilson, 2001
 Mike Wilson, 1997-99
 Bob Winslow, 1943-46, 1948
 Derrick Winston, 2000
 Kevin Wolthausen, 1987-92
 – Y –
 Pete Yoder, 1970-71
 Bill Young, 1998-2000
 – Z –
 Ken Zampese, 1990-91
 John Zinda, 1982



MARV GOUX



NORV TURNER





ANNUAL INDIVIDUAL STAT LEADERS

(includes bowl games)

ANNUAL RUSHING LEADERS

		G	TCB	NYG	AVG.
1925	Mort Kaer	11	105	576	5.5
1926	Mort Kaer	8	155	852	5.5
1927	Morley Drury	9	223	1163	5.2
1928	Don Williams	8	173	681	3.9
1929	Russ Saunders	11	185	972	5.3
1930	Orv Mohler	10	145	983	6.8
1931	Gus Shaver	11	199	936	4.7
1932	Cotton Warburton	10	115	420	3.7
1933	Cotton Warburton	11	149	885	5.9
1934	Inky Watkyns	10	133	588	4.4
1935	Nick Pappas	10	102	414	4.1
1936	Davie Davis	9	141	501	3.6
1937	Amby Schindler	8	134	599	4.5
1938	Grenny Lansdell	11	118	462	3.9
1939	Grenny Lansdell	10	154	742	4.8
1940	Bobby Robertson	8	146	667	4.6
1941	Bobby Robertson	9	120	483	4.0
1942	Mickey McCardle	11	96	413	4.3
1943	Eddie Saenz	10	71	445	6.3
1944	Don Burnside (Doll)	10	70	428	6.1
1945	Ted Tannehill	11	99	574	5.8
1946	Art Battle	9	69	296	4.3
1947	Don Doll	9	57	246	4.3
1948	Don Doll	10	67	265	3.9
1949	Bill Martin	9	128	357	2.8
1950	Al Carmichael	9	103	514	5.0
1951	Frank Gifford	10	195	841	4.3
1952	Leon Sellers	11	103	386	3.7
1953	Aramis Dandoy	9	113	578	5.1
1954	Jon Arnett	11	96	601	6.3
1955	Jon Arnett	10	141	672	4.8
1956	C. R. Roberts	10	140	775	5.5
1957	Rex Johnston	10	74	304	4.1
1958	Don Buford	10	64	306	4.8
1959	Jerry Traynham	10	123	583	4.7
1960	Hal Tobin	9	61	318	5.2
1961	Ben Wilson	10	139	619	4.6
1962	Willie Brown	11	88	574	6.5
1963	Mike Garrett	10	128	833	6.5
1964	Mike Garrett	10	217	948	4.4
1965	Mike Garrett	10	267	1440	5.4
1966	Don McCall	10	127	560	4.4
1967	D.J. Simpson	10	291	1543	5.3
1968	D.J. Simpson	11	383	1880	4.9
1969	Clarence Davis	11	297	1351	4.5
1970	Clarence Davis	11	214	972	4.5
1971	Lou Harris	11	167	801	4.8
1972	Anthony Davis	12	207	1191	5.8
1973	Anthony Davis	12	276	1112	4.0
1974	Anthony Davis	12	301	1421	4.7
1975	Ricky Bell	12	385	1957	5.1
1976	Ricky Bell	11	280	1433	5.1
1977	Charles White	12	285	1478	5.2
1978	Charles White	13	374	1859	5.0
1979	Charles White	11	332	2050	6.2
1980	Marcus Allen	10	354	1563	4.4
1981	Marcus Allen	12	433	2427	5.6
1982	Todd Spencer	10	141	596	4.4
1983	Michael Harper	10	151	685	4.5
1984	Fred Crutcher	12	307	1155	3.8
1985	Ryan Knight	9	195	732	3.8
1986	Ryan Knight	12	148	536	3.6
1987	Steven Webster	10	239	1109	4.6
1988	Aaron Emanuel	7	108	545	5.1
1989	Ricky Ervins	12	269	1395	5.2
1990	Mazio Royster	11	235	1168	5.0
1991	Deon Strother	11	129	614	4.8
1992	Estrus Crayton	12	183	700	3.8
1993	Shawn Walters	13	156	711	4.6
1994	Shawn Walters	11	193	976	5.1
1995	Delon Washington	12	236	1109	4.7
1996	LaVale Woods	12	119	601	5.1
1997	Delon Washington	11	125	444	3.6
1998	Chad Morton	11	199	985	4.9
1999	Chad Morton	12	262	1141	4.4
2000	Sultan McCullough	12	227	1163	5.1
2001	Sultan McCullough	6	115	410	3.6
2002	Sultan McCullough	13	179	814	4.5
2003	LenDale White	13	141	754	5.3
2004	LenDale White	13	203	1103	5.4
2005	Reggie Bush*	13	200	1740	8.7
2006	Chauncey Washington	13	157	744	4.7
2007	Chauncey Washington	12	195	969	5.0
2008	Stafon Johnson	13	138	705	5.1
2009	Joe McKnight	12	164	1014	6.2
2010	Marc Tyler	13	171	913	5.3
2011	Curtis McNeal	12	145	1005	6.9
2012	Silas Redd	12	167	905	5.4
2013	Javorius Allen	14	135	785	5.8
2014	Javorius Allen	13	276	1489	5.4
2015	Ronald Jones II	14	153	987	6.5
2016	Ronald Jones II	13	177	1082	6.1

2017	Ronald Jones II	13	261	1550	5.9
2018	Aca'Cedric Ware	12	125	825	6.6
2019	Vavae Malepeai	8	105	503	4.8
2020	Vavae Malepeai	6	54	238	4.4
2021	Keaontay Ingram	10	156	911	5.8
2022	Travis Dye	10	145	884	6.1

*Participation later vacated due to NCAA penalty

ANNUAL PASSING LEADERS

		G	PA	PC	INT	Pct.	NYG	TD
1937	Grenny Lansdell	9	63	28	0	44.4%	310	4
1938	Grenny Lansdell	10	112	44	6	39.3%	458	2
1939	Grenny Lansdell	10	85	42	6	49.4%	479	2
1940	Bob Peoples	9	63	21	2	33.3%	479	2
1941	Bobby Robertson	9	73	33	8	45.2%	530	3
1942	Mickey McCardle	11	55	24	4	43.6%	395	5
1943	Jim Hardy	10	71	33	3	46.7%	516	6
1944	Jim Hardy	10	117	58	9	49.5%	739	10
1945	Jerry Bowman	11	64	29	9	45.3%	401	2
1946	Mickey McCardle	9	74	39	7	52.7%	490	1
1947	Jim Powers	10	94	50	7	53.2%	603	5
1948	Jim Powers	10	106	49	5	46.2%	511	2
1949	Jim Powers	9	148	87	11	58.8%	1215	12
1950	Wilbur Robertson	9	106	50	8	47.2%	481	1
1951	Dean Schneider	10	106	48	3	45.3%	606	0
1952	Jim Sears	11	102	48	8	47.0%	712	8
1953	Aramis Dandoy	9	55	24	10	43.6%	242	1
1954	Jim Contratto	12	79	32	7	40.5%	702	9
1955	Jim Contratto	10	52	22	5	42.3%	406	5
1956	Frank Hall	5	23	10	1	43.5%	196	2
1957	Tom Maudlin	9	100	48	8	48.0%	552	0
1958	Tom Maudlin	10	95	41	15	43.2%	535	4
1959	Ben Charles	10	46	20	3	43.5%	348	4
1960	Bill Nelsen	8	72	29	3	40.3%	446	3
1961	Bill Nelsen	10	86	39	5	45.3%	683	4
1962	Pete Beathard	11	107	54	1	50.5%	948	10
1963	Pete Beathard	10	140	66	7	47.0%	944	5
1964	Craig Fertig	10	209	109	10	52.0%	1671	11
1965	Troy Winslow	10	127	78	9	61.0%	1019	11
1966	Troy Winslow	11	138	82	5	59.0%	1023	6
1967	Steve Sogge	11	151	75	7	49.0%	1032	7
1968	Steve Sogge	11	207	122	9	59.0%	1454	9
1969	Jimmy Jones	11	209	88	10	42.0%	1220	13
1970	Jimmy Jones	11	234	121	5	52.3%	1877	10
1971	Jimmy Jones	11	161	89	10	55.3%	995	7
1972	Mike Rae	12	199	114	12	56.8%	1754	5
1973	Pat Haden	12	247	137	11	55.5%	1832	13
1974	Pat Haden	12	149	70	11	47.0%	988	13
1975	Vince Evans	9	112	35	9	31.3%	695	3
1976	Vince Evans	12	177	95	6	53.7%	1440	10
1977	Rob Hertel	12	245	132	18	53.8%	2145	19
1978	Paul McDonald	12	203	115	7	56.7%	1690	19
1979	Paul McDonald	12	264	164	6	62.1%	2223	18
1980	Gordon Adams	9	179	104	7	58.1%	1237	7
1981	John Mazur	12	194	93	5	47.9%	1128	7
1982	Sean Salisbury	7	142	82	5	57.7%	1062	6
1983	Sean Salisbury	11	248	142	9	57.3%	1882	10
1984	Tim Green	10	224	116	8	51.9%	1448	5
1985	Sean Salisbury	9	172	98	4	57.0%	1180	6
1986	Rodney Peete	12	305	160	15	52.5%	2138	10
1987	Rodney Peete	12	332	197	12	59.3%	2709	21
1988	Rodney Peete	12	359	223	12	62.1%	2812	18
1989	Todd Marinovich	12	352	219	13	62.2%	2578	16
1990	Todd Marinovich	12	322	196	12	60.9%	2423	13
1991	Reggie Perry	10	255	131	12	51.4%	1574	3
1992	Rob Johnson	12	285	163	14	57.2%	2118	12
1993	Rob Johnson	13	449	308	6	68.6%	3630	29
1994	Rob Johnson	10	276	186	6	67.4%	2499	15
1995	Brad Otton	11	256	159	4	62.1%	1923	14
1996	Brad Otton	12	370	196	10	53.0%	2649	20
1997	John Fox	11	280	153	8	54.6%	1940	12
1998	Carson Palmer	13	235	130	6	55.3%	1755	7
1999	Mike Van Raaphorst	8	258	139	9	53.9%	1758	8
2000	Carson Palmer	12	415	228	18	54.9%	2914	16
2001	Carson Palmer	12	377	221	12	58.6%	2717	13
2002	Carson Palmer	13	489	309	10	63.2%	3942	33
2003	Matt Leinart	13	402	255	9	63.4%	3556	38
2004	Matt Leinart	13	412	269	6	65.3%	3322	33
2005	Matt Leinart	13	431	283	8	65.7%	3815	28
2006	John David Booty	13	436	269	9	61.7%	3347	29
2007	John David Booty	10	340	215	10	63.2%	2361	23
2008	Mark Sanchez	13	366	241	10	65.8%	3207	34
2009	Matt Barkley	12	352	211	14	59.9%	2735	15
2010	Matt Barkley	12	377	236	12	62.6%	2791	26
2011	Matt Barkley	12	446	308	7	69.1%	3528	39
2012	Matt Barkley	11	387	246	15	63.6%	3273	36
2013	Cody Kessler	14	361	236	7	65.4%	2968	20
2014	Cody Kessler	13	452	315	5	69.7%	3826	39
2015	Cody Kessler	14	446	298	7	66.8%	3536	29
2016	Sam Darnold	13	366	246	9	67.2%	3086	31
2017	Sam Darnold	14	480	303	13	63.1%	4143	26
2018	JT Daniels	11	363	216	10	59.5%	2672	14



ANNUAL INDIVIDUAL STATISTICAL LEADERS

2019	Kedon Slovis	12	392	282	9	71.9%	3502	30
2020	Kedon Slovis	6	264	177	7	67.0%	1921	17
2021	Kedon Slovis	9	297	193	8	65.0%	2153	11
2022	Caleb Williams	14	500	333	5	66.6%	4537	42

ANNUAL TOTAL OFFENSE LEADERS

	G	PLAYS	RUSH	PASS	TOTAL	
1937	Amby Schindler	8	175	599	259	868
1938	Grenny Lansdell	10	230	462	458	920
1939	Grenny Lansdell	10	239	742	479	1221
1940	Bobby Robertson	8	170	667	88	755
1941	Bobby Robertson	9	193	447	530	977
1942	Mickey McCardle	11	151	413	395	808
1943	Jim Hardy	10	110	9	516	525
1944	Jim Hardy	10	164	117	739	856
1945	Ted Tannehill	11	99	574	0	574
1946	Mickey McCardle	9	109	161	490	641
1947	Jim Powers	10	145	93	603	696
1948	Jim Powers	10	150	18	511	529
1949	Jim Powers	9	185	-1	1215	1214
1950	Wilbur Robertson	9	163	103	481	584
1951	Frank Gifford	10	256	841	303	1144
1952	Jim Sears	11	235	318	712	1030
1953	Aramis Dandoy	9	168	578	242	820
1954	Jim Contratto	12	105	74	702	776
1955	Jon Arnett	10	166	672	150	822
1956	C. R. Roberts	10	123	775	29	804
1957	Tom Maudlin	9	153	60	552	612
1958	Tom Maudlin	10	168	164	533	699
1959	Jerry Traynham	10	123	583	0	583
1960	Bill Neisen	8	162	186	446	632
1961	Bill Neisen	10	182	152	683	835
1962	Pete Beathard	11	207	290	948	1238
1963	Pete Beathard	10	207	92	944	1036
1964	Craig Fertig	10	248	24	1671	1695
1965	Mike Garrett	10	271	1440	42	1482
1966	Troy Winslow	11	205	91	1023	1114
1967	D.J. Simpson	10	297	1543	33	1576
1968	D.J. Simpson	11	388	1880	15	1895
1969	Clarence Davis	11	297	1351	0	1351
1970	Jimmy Jones	11	293	59	1877	1936
1971	Jimmy Jones	11	248	267	995	1262
1972	Mike Rae	12	281	247	1754	2001
1973	Pat Haden	12	334	156	1832	1988
1974	Anthony Davis	12	302	1421	9	1430
1975	Ricky Bell	12	385	1957	0	1957
1976	Vince Evans	12	252	86	1440	1526
1977	Rob Hertel	12	284	-92	2145	2053
1978	Charles White	13	375	1859	-5	1854
1979	Paul McDonald	12	298	-74	2223	2149
1980	Marcus Allen	10	356	1563	57	1620
1981	Marcus Allen	12	435	2427	0	2427
1982	Sean Salisbury	7	172	-90	1062	972
1983	Sean Salisbury	11	293	-166	1882	1716
1984	Tim Green	10	273	-24	1448	1424
1985	Sean Salisbury	9	202	-72	1180	1108
1986	Rodney Peete	12	408	124	2138	2262
1987	Rodney Peete	12	402	145	2709	2854
1988	Rodney Peete	12	427	68	2812	2880
1989	Todd Marinovich	12	416	39	2578	2617
1990	Todd Marinovich	12	378	-192	2423	2231
1991	Reggie Perry	10	360	254	1574	1828
1992	Rob Johnson	12	379	-114	2118	2004
1993	Rob Johnson	13	530	-205	3630	3425
1994	Rob Johnson	10	343	-235	2499	2264
1995	Brad Otton	11	278	-17	1923	1906
1996	Brad Otton	12	411	-186	2649	2463
1997	John Fox	11	324	-28	1940	1912
1998	Carson Palmer	13	282	-116	1755	1639
1999	Mike Van Raaphorst	8	296	-169	1758	1589
2000	Carson Palmer	12	478	5	2914	2919
2001	Carson Palmer	12	465	34	2717	2751
2002	Carson Palmer	13	539	-122	3942	3820
2003	Matt Leinart	13	434	-62	3556	3494
2004	Matt Leinart	13	461	-44	3322	3278
2005	Matt Leinart	13	482	36	3815	3851
2006	John David Booty	13	469	-53	3347	3294
2007	John David Booty	10	363	-106	2361	2255
2008	Mark Sanchez	13	418	16	3207	3223
2009	Matt Barkley	12	397	-38	2735	2697
2010	Matt Barkley	12	411	-17	2791	2774
2011	Matt Barkley	12	474	14	3528	3542
2012	Matt Barkley	11	412	-72	3273	3201
2013	Cody Kessler	14	403	-124	2968	2844
2014	Cody Kessler	13	507	-152	3826	3674
2015	Cody Kessler	14	507	-149	3536	3387
2016	Sam Darnold	13	428	250	3086	3336
2017	Sam Darnold	14	555	83	4143	4225
2018	JT Daniels	11	408	-149	2672	2523
2019	Kedon Slovis	12	437	-57	3502	3445
2020	Kedon Slovis	6	287	-57	1921	1864
2021	Kedon Slovis	9	323	-36	2153	2117
2022	Caleb Williams	14	613	382	4537	4919

ANNUAL RECEIVING LEADERS

	G	NO.	YDS	AVG.	TD	
1937	Bill Sangster	10	10	125	12.5	0
1938	Bob Hoffman	11	11	112	10.2	0
1939	Bob Peoples	10	16	128	8.0	1

1940	Al Krueger	9	9	98	10.9	1
1941	Paul Taylor	9	10	149	14.9	0
1942	Ralph Heywood	11	12	205	17.1	2
1943	Ralph Heywood	5	11	196	17.8	2
1944	Gordon Gray	6	12	181	15.1	3
1945	Harry Adelman	11	12	127	10.6	2
1946	Gordon Gray	7	13	168	12.9	0
1947	Mickey McCardle	9	17	115	6.8	1
1948	Don Doll	10	15	157	10.5	0
1949	Pat Duff	8	21	183	8.7	1
1950	Hal Hatfield	9	22	192	8.7	1
1951	Dean Schneider	10	13	161	12.4	1
1952	Tom Nickoloff	11	25	372	14.9	3
1953	Tom Nickoloff	10	16	214	13.4	2
1954	Leon Clarke	9	13	232	17.8	0
1955	Leon Clarke	10	15	215	14.3	2
1956	Tony Ortega	10	7	223	31.9	1
1957	Larry Boies	10	14	144	10.3	0
1958	Hillard Hill	10	11	319	29.0	5
1959	Luther Hayes	10	9	179	19.9	2
	Marlin McKeever	10	9	107	11.9	0
1960	Marlin McKeever	10	15	218	14.5	1
1961	Hal Bedsole	10	27	525	19.4	6
1962	Hal Bedsole	11	33	827	25.1	11
1963	Willie Brown	10	34	448	13.2	3
1964	Fred Hill	10	33	436	13.2	2
1965	Dave Moton	10	29	493	17.0	5
1966	Ron Drake	10	52	607	11.7	4
1967	Earl McCullough	11	30	540	18.0	5
1968	Jim Lawrence	7	26	386	14.8	2
	D.J. Simpson	11	26	211	8.1	0
1969	Sam Dickerson	11	24	473	19.6	6
1970	Bob Chandler	11	41	590	14.4	3
1971	Lynn Swann	11	27	305	11.3	2
1972	Charles Young	12	29	470	16.2	3
1973	Lynn Swann	12	42	714	17.0	6
1974	Johnny McKay	12	34	550	16.2	8
1975	Randy Simmrin	12	26	478	18.4	1
1976	Shelton Diggs	12	37	655	17.7	8
1977	Randy Simmrin	12	41	840	20.5	5
1978	Calvin Sweeney	13	32	644	20.1	2
1979	Danny Garcia	12	29	492	17.0	3
1980	Marcus Allen	10	30	231	7.7	0
1981	Marcus Allen	12	34	256	7.5	1
1982	Jeff Simmons	11	56	973	17.4	5
1983	Hank Norman	11	31	407	13.1	1
1984	Hank Norman	12	39	643	16.5	2
1985	Joe Cormier	12	44	409	9.3	2
1986	Ken Henry	11	43	807	18.8	7
1987	Erik Affholter	12	44	649	14.8	4
1988	Erik Affholter	12	68	952	14.0	8
1989	John Jackson	12	62	964	15.6	5
1990	Gary Wellman	13	66	1015	15.4	5
1991	Johnnie Morton	11	49	662	13.5	0
1992	Curtis Conway	12	49	764	15.6	5
	Johnnie Morton	11	49	756	15.4	6
1993	Johnnie Morton	13	88	1520	17.3	14
1994	Keyshawn Johnson	11	66	1362	20.6	9
1995	Keyshawn Johnson	12	102	1434	14.1	7
1996	Chris Miller	12	43	793	18.4	5
1997	Billy Miller	11	56	649	11.6	2
1998	Billy Miller	13	49	623	12.7	3
1999	Windrell Hayes	10	55	720	13.1	4
2000	Kareem Kelly	11	55	796	14.5	4
2001	Kareem Kelly	12	49	801	16.3	3
2002	Mike Williams	13	81	1265	15.6	14
2003	Mike Williams	13	95	1314	13.8	16
2004	Dwayne Jarrett	13	55	849	15.4	13
2005	Dwayne Jarrett	13	91	1274	14.0	16
2006	Steve Smith	13	71	1083	15.3	9
2007	Fred Davis	13	62	881	14.2	8
2008	Damian Williams	13	58	869	15.0	9
2009	Damian Williams	12	70	1010	14.4	6
2010	Robert Woods	13	65	792	12.2	6
2011	Robert Woods	12	111	1292	11.6	15
2012	Marqise Lee	13	118	1721	14.6	14
2013	Marqise Lee	11	57	791	13.9	4
2014	Nelson Agholor	13	104	1313	12.6	12
2015	JuJu Smith-Schuster	14	89	1454	16.3	10
2016	JuJu Smith-Schuster	13	70	914	13.1	10
2017	Deontay Burnett	14	86	1114	13.0	9
2018	Amon-Ra St. Brown	12	60	750	12.5	3
2019	Michael Pittman Jr.	13	101	1275	12.6	11
2020	Amon-Ra St. Brown	6	41	478	11.7	7
2021	Drake London	8	88	1084	12.3	7
2022	Jordan Addison	11	59	875	14.8	8

ANNUAL PUNTING LEADERS

	NO.	YDS	AVG.	
1941	Ralph Heywood	49	1839	37.5
1942	Ralph Heywood	58	2195	37.8
1943	Jim Hardy	32	1097	34.2
1944	Jim Hardy	42	1533	36.5
1945	Jerry Bowman	28	1091	39.0
1946	Verl Lillywhite	20	777	38.8
1947	Verl Lillywhite	26	1020	39.8
1948	Jim Powers	29	1016	35.0
1949	Jim Powers	48	1910	39.8
1950	Sol Naumu	27	985	36.4
1951	Des Koch	33	1430	43.3
1952	Des Koch	55	2435	44.2
1953	Des Koch	22	981	44.6



ANNUAL INDIVIDUAL STATISTICAL LEADERS

1954	Jim Contratto	36	1382	38.4
1955	Jim Contratto	28	807	35.1
1956	Ernie Zampese	27	1112	41.2
1957	Jim Conroy	31	1171	37.9
1958	Marlin McKeever	19	670	35.3
1959	Clark Holden	26	955	36.7
1960	Marlin McKeever	39	1444	37.0
1961	Ernie Jones	38	1504	39.6
1962	Ernie Jones	63	2498	39.7
1963	Ernie Jones	43	1690	39.3
1964	Craig Fertig	44	1647	37.4
1965	Gary Fite	37	1369	37.0
1966	Rich Leon	26	991	38.4
1967	Rikki Aldridge	54	1858	34.4
1968	John Young	39	1500	38.4
1969	John Young	42	1625	38.7
1970	Ron Ayala	50	1716	34.3
1971	Dave Boulware	68	2588	38.1
1972	Dave Boulware	49	1761	36.1
1973	Dave Boulware	18	653	36.3
1974	Jim Lucas	43	1632	38.0
1975	Glen Walker	61	2397	39.3
1976	Glen Walker	57	2139	37.5
1977	Marty King	49	1953	39.9
1978	Marty King	70	2921	41.7
1979	Dave Pryor	42	1542	36.7
1980	Dave Pryor	48	1911	39.8
1981	Dave Pryor	51	2097	41.1
1982	Dave Pryor	64	2741	42.8
1983	Troy Richardson	57	2372	41.6
1984	Troy Richardson	65	2566	39.5
1985	Chris Sperle	46	1753	38.1
1986	Chris Sperle	49	1926	39.3
1987	Chris Sperle	55	1979	36.0
1988	Chris Sperle	43	1696	39.4
1989	Ron Dale	33	1284	38.9
1990	Ron Dale	59	2413	40.9
1991	Ron Dale	65	2628	40.4
1992	John Stonehouse	80	3099	38.7
1993	John Stonehouse	68	2607	38.3
1994	John Stonehouse	65	2865	44.1
1995	John Stonehouse	46	2007	43.6
1996	Jim Wren	66	3006	45.6
1997	Jim Wren	76	3216	42.3
1998	Mike MacGillivray	87	3284	37.7
1999	Mike MacGillivray	74	3067	41.4
2000	Mike MacGillivray	58	2267	39.1
2001	Mike MacGillivray	79	3082	39.0
2002	Tom Malone	62	2609	42.1
2003	Tom Malone	42	2060	49.0
2004	Tom Malone	49	2144	43.8
2005	Tom Malone	32	1335	41.7
2006	Greg Woidneck	48	1838	38.3
2007	Greg Woidneck	60	2274	37.9
2008	Greg Woidneck	47	1733	36.9
2009	Jacob Harfman	48	1909	39.8
2010	Jacob Harfman	44	1810	41.1
2011	Kyle Negrete	39	1562	40.1
2012	Kyle Negrete	44	1879	42.7
2013	Kris Albarado	79	2928	37.1
2014	Kris Albarado	60	2485	41.4
2015	Kris Albarado	65	2667	41.0
2016	Chris Tilbey	50	1917	38.3
2017	Reid Budrovich	55	2289	41.6
2018	Reid Budrovich	58	2284	39.4
2019	Ben Griffiths	52	2141	41.2
2020	Ben Griffiths	18	835	46.4
2021	Ben Griffiths	44	1978	45.0
2022	Aadyn Sleep-Dalton	30	1208	40.3

ANNUAL SCORING LEADERS

	TD	1XP	2XP	FG	PTS.
1925	Mort Kaer	19	0	0	114
1926	Mort Kaer	12	0	0	72
1927	Morley Drury	11	10	0	76
1928	Don Williams	7	5	0	47
1929	Russ Saunders	14	0	0	84
1930	Orv Mohler	17	0	0	102
1931	Gus Shaver	16	4	0	100
1932	Homer Griffith	8	0	0	48
1933	Cotton Warburton	12	0	0	72
1934	Inky Watkyns	5	0	0	30
1935	Bill Gaisford	3	0	0	18
	Davie Davis	3	0	0	18
1936	Davie Davis	5	0	0	30
1937	Amby Schindler	9	0	0	54
1938	Grenny Lansdell	5	1	0	31
1939	Grenny Lansdell	9	0	0	54
1940	Bob Robertson	5	0	0	30
1941	Bob Robertson	3	0	0	18
1942	Mickey McCardle	5	1	0	31
	Jim Hardy	5	1	0	31
1943	George Callanan	6	0	0	36
1944	Gordon Gray	7	0	0	42
1945	Ted Tannehill	7	0	0	42
1946	John Naumu	2	8	0	20
1947	Jack Kirby	5	0	0	30
1948	Don Doll	6	0	0	36
1949	Bill Martin	9	0	0	54
1950	Frank Gifford	2	13	0	25
1951	Frank Gifford	7	26	0	74

1952	Jim Sears	6	0	0	36
1953	Aramis Dandoy	7	0	0	42
1954	Jon Arnett	9	1	0	55
1955	Jon Arnett	15	18	0	108
1956	Jon Arnett	6	7	0	43
1957	Rex Johnston	4	1	0	25
1958	Hillard Hill	6	0	0	36
1959	Clark Holden	5	0	0	30
1960	Hal Tobin	3	0	0	18
1961	Hal Bedsole	6	0	1	38
1962	Hal Bedsole	11	0	1	68
1963	Willie Brown	7	0	1	44
1964	Mike Garrett	10	0	1	62
1965	Mike Garrett	16	0	0	96
1966	Rod Sherman	6	0	1	38
1967	O.J. Simpson	13	0	0	78
1968	O.J. Simpson	23	0	0	138
1969	Clarence Davis	9	0	0	54
1970	Clarence Davis	11	0	0	66
1971	Mike Rae	0	22	0	37
1972	Anthony Davis	19	0	0	114
1973	Anthony Davis	15	0	0	90
1974	Anthony Davis	18	0	1	110
1975	Ricky Bell	14	0	2	88
1976	Ricky Bell	14	0	1	86
1977	Frank Jordan	0	26	0	68
1978	Charles White	14	0	1	86
1979	Charles White	19	0	0	114
1980	Marcus Allen	14	0	0	84
1981	Marcus Allen	23	0	0	138
1982	Steve Jordan	0	35	0	68
1983	Steve Jordan	0	20	0	56
1984	Steve Jordan	0	22	0	73
1985	Don Shafer	0	23	0	71
1986	Don Shafer	0	30	0	65
1987	Quin Rodriguez	0	35	0	74
1988	Quin Rodriguez	0	34	0	76
1989	Quin Rodriguez	0	40	0	73
1990	Quin Rodriguez	0	37	0	94
1991	Cole Ford	0	21	0	42
	Deon Strother	7	0	0	42
	Mazio Royster	7	0	0	42
1992	Cole Ford	0	25	0	58
1993	Johnnie Morton	14	0	1	86
1994	Cole Ford	0	40	0	82
1995	Keyshawn Johnson	7	0	0	42
1996	Adam Abrams	0	33	0	72
1997	R. Jay Soward	11	0	0	66
1998	Adam Abrams	0	38	0	86
1999	Chad Morton	15	0	0	90
2000	Petros Papadakis	8	0	0	48
2001	David Davis	1	31	0	82
2002	Ryan Killeen	0	47	0	95
2003	Ryan Killeen	0	65	0	122
2004	Ryan Killeen	0	64	0	112
2005	LenDale White	26	0	0	156
2006	Mario Danelo	0	44	0	89
2007	David Buehler	0	52	0	100
2008	David Buehler	0	65	0	92
2009	Jordan Congdon	0	41	0	77
2010	Joe Houston	0	43	0	73
2011	Andre Heidari	0	50	0	95
2012	Marqise Lee	15	0	1	92
2013	Andre Heidari	0	49	0	94
2014	Nelson Agholor	14	0	0	84
2015	Alex Wood	0	54	0	93
2016	Matt Boermeeester	0	53	0	107
2017	Ronald Jones II	20	0	0	120
2018	Michael Brown	0	32	0	53
2019	Chase McGrath	0	54	0	96
2020	Parker Lewis	0	23	0	50
2021	Parker Lewis	0	22	0	73
2022	Denis Lynch	0	74	0	119

ANNUAL PUNT RETURN LEADERS

	NO.	YDS.	AVG.	TD
1950	John Williams	35	325	9.3
1951	John Williams	39	438	11.3
1952	Jim Sears	30	478	15.9
1953	Aramis Dandoy	14	222	16.6
1954	Jon Arnett	11	129	11.7
1955	Jon Arnett	16	282	17.6
1956	Ernie Zampese	10	91	9.1
1957	Willie Wood	5	137	27.4
1958	Don Buford	12	84	7.0
1959	Alan Shields	5	86	17.2
1960	Carl Skvarna	4	52	13.0
1961	Jim Maples	6	62	10.3
1962	Willie Brown	9	88	9.8
1963	Willie Brown	13	129	9.9
1964	Mike Garrett	17	173	10.2
1965	Mike Garrett	13	235	18.1
1966	Mike Battle	22	219	9.8
1967	Mike Battle	49	608	12.4
1968	Mike Battle	32	230	7.2
1969	Sandy Durko	31	251	8.1
1970	Tyrone Hudson	26	191	7.3
1971	Lynn Swann	11	157	14.3
1972	Lynn Swann	19	253	13.3
1973	Lynn Swann	19	189	10.0
1974	Marvin Cobb	12	116	9.7



ANNUAL INDIVIDUAL STATISTICAL LEADERS

1975	Danny Reece	28	418	14.9	1
1976	Dennis Thurman	17	68	4.0	0
1977	Lynn Cain	31	216	7.0	0
1978	Raymond Butler	26	171	6.6	0
1979	Raymond Butler	22	303	13.8	1
1980	Timmy White	14	77	5.5	0
1981	Joey Browner	17	136	8.0	0
1982	Joey Browner	29	273	9.4	1
1983	Tommy Haynes	21	130	6.2	0
1984	Darrel Hopper	23	165	7.2	0
1985	Al Washington	20	130	6.5	0
1986	Randy Tanner	23	103	4.5	0
1987	Randy Tanner	31	273	8.8	0
1988	Cleveland Colter	13	52	4.0	0
1989	Larry Wallace	26	183	7.0	0
1990	Curtis Conway	12	161	13.4	1
	Scott Lockwood	11	161	14.6	0
1991	Curtis Conway	24	172	7.2	0
1992	Curtis Conway	31	346	11.2	1
1993	Jason Sehorn	30	225	7.5	0
1994	Ken Grace	24	186	7.8	0
1995	Larry Parker	29	266	9.2	0
1996	Chad Morton	16	149	9.3	0
1997	Chad Morton	21	168	8.0	0
1998	R. Jay Soward	7	202	28.9	2
1999	R. Jay Soward	18	218	12.1	1
2000	Kris Richard	13	98	7.5	0
2001	Kevin Arbet	25	225	9.0	0
2002	Greig Carlson	27	177	6.6	0
2003	Greig Carlson	21	188	9.0	0
2004	Reggie Bush*	24	376	15.7	2
2005	Reggie Bush*	18	179	9.9	1
2006	Desmond Reed	20	109	5.4	0
2007	Joe McKnight	19	160	8.4	0
2008	Stafon Johnson	33	305	9.2	0
2009	Damian Williams	24	340	14.2	2
2010	Ronald Johnson	22	312	14.2	1
2011	Nickell Robey	12	132	11.0	0
2012	Robert Woods	17	61	3.6	0
2013	Nelson Agholor	18	343	19.1	2
2014	Nelson Agholor	19	197	10.4	2
2015	Adoree' Jackson	24	251	10.5	2
2016	Adoree' Jackson	20	315	15.8	2
2017	Ajene Harris	14	72	5.1	0
2018	Tyler Vaughns	19	199	10.5	1
2019	Amon-Ra St. Brown	12	66	5.5	0
2020	Amon-Ra St. Brown	6	32	5.3	0
2021	Gary Bryant Jr.	11	50	4.5	0
2022	Michael Jackson III	11	70	6.4	0

*Participation in 2 games in 2004 and all of 2005 later vacated due to NCAA penalty

ANN. KICK RETURN LEADERS

1950	Jim Sears	6	198	33.0	--
1951	John Williams	15	408	27.2	--
1952	Al Carmichael	9	161	17.9	--
1953	Aramis Dandoy	7	148	21.1	0
1954	Aramis Dandoy	5	192	38.4	--
1955	Jon Arnett	15	418	27.9	0
1956	C.R. Roberts	9	234	26.0	1
1957	Don Buford	10	161	16.1	0
1958	Don Buford	6	210	35.0	0
1959	Jerry Traynham	5	105	21.0	0
1960	Jerry Traynham	5	83	16.6	0
1961	Ben Wilson	8	164	20.5	0
1962	Willie Brown	9	303	33.7	1
1963	Mike Garrett	15	352	23.5	0
1964	Mike Garrett	10	253	23.7	0
1965	Mike Hunter	8	162	20.3	0
1966	Jim Lawrence	15	303	25.7	0
1967	D.J. Simpson	8	204	25.5	0
1968	Bob Chandler	12	234	19.5	0
1969	Lou Harris	11	230	20.9	0
1970	Clarence Davis	14	444	31.8	1
1971	Charles Hinton	11	271	24.6	0
1972	Anthony Davis	12	468	39.0	2
1973	Anthony Davis	16	409	25.6	1
1974	Anthony Davis	12	484	40.3	3
1975	Mike Robinson	4	101	25.3	0
1976	Charles White	14	295	21.1	0
1977	Dwight Ford	16	319	19.9	0
1978	Raymond Butler	21	438	20.9	0
1979	Raymond Butler	16	285	17.8	0
1980	Michael Harper	6	153	25.5	0
1981	Fred Crutcher	16	316	19.8	0
1982	Joey Browner	6	134	22.3	0
1983	Michael Harper	8	126	15.8	0
1984	Elbert Watts	16	301	18.8	0
1985	Lonn White	10	193	19.3	0
1986	Lonn White	29	716	24.7	0
1987	Cleveland Colter	15	291	19.4	0
1988	Calvin Holmes	13	240	18.5	0
1989	Travis Hannah	5	116	23.2	0
1990	Curtis Conway	26	555	21.4	0
1991	Curtis Conway	20	493	24.7	0
1992	Curtis Conway	27	675	25.0	1
1993	Ken Grace	19	428	22.5	0
1994	Ken Grace	25	480	19.2	0
1995	Chris Miller	12	286	23.8	0
1996	R. Jay Soward	14	440	31.4	2
1997	R. Jay Soward	15	394	26.3	1

1998	R. Jay Soward	16	344	21.5	0
1999	Chad Morton	19	341	17.9	0
2000	Frank Strong	25	540	21.6	0
2001	Darrell Rideaux	19	362	19.1	0
2002	Hershel Dennis	9	151	16.8	0
2003	Reggie Bush	18	492	27.3	1
2004	Reggie Bush*	21	537	25.6	0
2005	Reggie Bush*	28	493	17.6	0
2006	C.J. Gable	16	432	27.0	0
2007	Ronald Johnson	25	620	24.8	0
2008	Ronald Johnson	14	380	27.1	0
2009	C.J. Gable	19	348	18.3	0
2010	Robert Woods	38	971	25.6	1
2011	Robert Woods	17	393	23.1	0
2012	Marqise Lee	29	822	28.3	1
2013	Nelson Agholor	10	175	17.5	0
	Marqise Lee	10	164	16.4	0
2014	Adoree' Jackson	23	684	29.7	2
2015	Adoree' Jackson	30	690	23.0	0
2016	Adoree' Jackson	26	767	29.5	2
2017	Velus Jones Jr.	31	760	24.5	0
2018	Velus Jones Jr.	21	483	23.0	0
2019	Velus Jones Jr.	29	704	24.3	1
2020	Gary Bryant Jr.	8	210	26.2	0
2021	Gary Bryant Jr.	16	413	25.8	0
2022	Raleek Brown	24	517	21.5	0

*Participation in 2 games in 2004 and all of 2005 later vacated due to NCAA penalty

ANNUAL INTERCEPTION LEADERS

1950	John Williams	3	63	21.0	0
	Frank Gifford	3	19	6.3	0
1951	Dick Nunis	6	84	14.0	0
1952	Jim Psaltis	9	113	12.6	2
1953	Aramis Dandoy	3	47	15.7	0
1954	Jon Arnett	3	54	18.0	--
	Marv Goux	3	45	15.0	--
1955	Jim Contratto	3	29	9.7	0
1956	Ernie Zampese	6	98	16.3	0
1957	Rex Johnston	1	15	15.0	0
	Don Douglas	1	3	3.0	0
	Monte Clark	1	2	2.0	0
	Ron Mix	1	0	0.0	0
	Tony Ortega	1	0	0.0	0
	Gary Finneran	1	0	0.0	0
1958	Don Buford	3	73	24.3	0
	Tom Maudlin	3	20	6.7	0
1959	Willie Wood	5	105	21.0	0
1960	Al Prukop	3	23	7.7	0
1961	Bill Nelsen	3	67	22.3	0
	Dave Morgan	3	53	17.7	0
1962	Willie Brown	5	47	9.4	0
1963	Tom Lupo	3	59	19.7	1
	Willie Brown	3	17	5.7	0
1964	Nate Shaw	3	40	13.3	0
	Mike Giers	3	32	10.7	0
1965	Phil Lee	4	14	3.5	0
	Mike Hunter	4	2	0.5	0
1966	Nate Shaw	5	97	19.4	0
1967	Mike Battle	5	87	17.4	0
1968	Gerry Shaw	6	37	6.2	0
1969	Tyrone Hudson	6	129	21.5	1
1970	Ron Ayala	8	113	14.1	0
1971	Bruce Dyer	6	131	21.8	1
	Artimus Parker	6	61	10.1	0
	Steve Fate	6	50	8.3	0
1972	Artimus Parker	6	107	17.8	0
1973	Danny Reece	8	101	12.6	1
	Artimus Parker	8	100	12.5	0
1974	Charles Phillips	7	302	43.1	3
1975	Clint Strozier	5	22	4.5	0
1976	Dennis Thurman	8	170	21.3	1
1977	Ricky Odom	5	15	3.0	0
1978	Dennis Smith	7	77	11.0	0
1979	Dennis Smith	3	96	32.0	0
	Ronnie Lott	3	76	25.3	1
	Herb Ward	3	47	15.7	1
1980	Ronnie Lott	8	166	20.8	1
1981	Chip Banks	4	27	6.8	1
1982	Troy West	5	62	12.4	1
1983	Jerome Tyler	4	55	13.8	1
1984	Tommy Haynes	5	8	1.6	0
1985	Junior Thurman	4	48	12.0	1
	Tim McDonald	4	13	3.3	0
1986	Louis Brock	4	99	24.8	1
1987	Cleveland Colter	6	114	19.0	1
1988	Chris Hale	4	47	11.8	0
1989	Mark Carrier	7	58	8.3	0
1990	Stephon Pace	4	43	10.8	1
	Mike Salmon	4	27	6.8	0
1991	Jason Oliver	5	11	2.2	0
1992	Jason Sehorn	3	22	7.3	0
	Stephon Pace	3	7	2.3	0
1993	Jason Sehorn	7	45	6.4	0
1994	John Herpin	7	70	10.0	1
1995	Jesse Davis	5	62	12.4	0
1996	Sammy Knight	5	74	14.8	1
1997	Rashard Cook	3	22	7.3	0
1998	Chris Claiborne	6	159	26.5	2

1999	Kris Richard	6	63	10.5	2
2000	Troy Polamalu	2	43	21.5	1
	DeShaun Hill	2	12	6.0	0
	Chris Cash	2	9	4.5	0
2001	Troy Polamalu	3	116	38.7	2
	Kevin Arbet	3	90	30.0	1
2002	Jason Leach	4	52	13.0	0
2003	Will Poole	7	70	10.0	1
2004	Matt Grotegoed	5	107	21.4	0
2005	Darnell Bing	4	119	29.8	1
2006	Taylor Mays	3	40	13.3	0
2007	Terrell Thomas	4	44	11.0	0
2008	Kevin Thomas	3	53	17.7	1
	Drew McAllister	3	37	12.3	0
	Cary Harris	3	0	0.0	0
2009	Will Harris	4	62	15.5	1
2010	Nickell Robey	4	33	8.2	1
2011	T.J. McDonald	3	37	12.3	0
2012	Dion Bailey	4	4	1.0	0
2013	Dion Bailey	5	26	5.2	0
2014	Su'a Cravens	3	47	15.7	1
2015	Cameron Smith	3	122	40.7	1
	Iman Marshall	3	15	5.0	0
2016	Adoree' Jackson	5	21	4.2	0
2017	Jack Jones	4	17	4.2	0
2018	Ajene Harris	1	6	6.0	1
	Isaiah Langley	1	0	0.0	0
	Jordan McMillan	1	0	0.0	0
	Marvell Tell III	1	-4	-4.0	0
2019	Isaiah Pola-Mao	4	38	9.5	0
2020	Talanoa Hufanga	4	90	22.5	0
2021	Xavion Alford	3	0	0.0	0
2022	Calen Bullock	5	172	34.4	1

ANNUAL TACKLE LEADERS

1954	Marv Goux	TAC
1955	Orlando Ferrante	103
1956	C.R. Roberts	67
1957	Ken Antle	79
1958	Mike McKeever	92
1959	Mike McKeever	107
1960-68	Not Available	-
1969	Greg Slough	93
1970	Greg Slough	112
1971	Mike McGirr	104
1972	Richard Wood	129
1973	Richard Wood	117
1974	Kevin Bruce	99
1975	David Lewis	90
1976	Eric Williams	126
1977	Dennis Johnson	105
1978	Dennis Johnson	124
1979	Dennis Johnson	114
1980	Chip Banks	107
1981	Chip Banks	

ANN. TACK. FOR LOSS LEADERS
(includes sacks)

		TFL	YOS
1975	David Lewis	12	40
1976	Rod Martin	17	85
1977	Ed Gutierrez	17	108
1978	Dennis Edwards	16	116
1979	Chip Banks	12	62
1980	Chip Banks	15	101
1981	Jack Del Rio	11	71
1982	Jack Del Rio	18	104
1983	Jack Del Rio	16	119
1984	Duane Bickett	16	70
1985	Marcus Cotton	15	106
1986	Marcus Cotton	17	102
1987	Marcus Cotton	16	114
1988	Dan Owens	13	64
	Craig Hartsuyker	13	58
	Tim Ryan	13	55
1989	Tim Ryan	28	127
1990	Craig Hartsuyker	12	74
1991	Terry McDaniels	7	24
1992	Willie McGinest	23	99
1993	Willie McGinest	13	84
1994	Brian Williams	11	40
1995	Darrell Russell	14	46
1996	Darrell Russell	19	87
1997	David Gibson	20	75
1998	Ennis Davis	13	31
1999	Markus Steele	12	33
2000	Markus Steele	17	48
2001	Lonnie Ford	14	50
2002	Matt Grootegoed	16.5	81
2003	Kenechi Udeze	26	137
2004	Mike Patterson	16	80
2005	Frostee Rucker	14	61
2006	Brian Cushing	13.5	52
2007	Lawrence Jackson	17	83
2008	Brian Cushing	10.5	50
2009	Michael Morgan	13	44
2010	Jurrell Casey	11	52
2011	Nick Perry	13	64
2012	Morgan Breslin	19.5	107
2013	Leonard Williams	13.5	50
2014	Su'a Cravens	17	82
2015	Su'a Cravens	15	60
2016	Porter Gustin	13	58
2017	Rasheem Green	12.5	51
2018	Porter Gustin	10	50
2019	Drake Jackson	11.5	60
2020	Nick Figueroa	7	31
2021	Drake Jackson	8	35
2022	Tuli Tuipulotu	22	114

ANNUAL SACK LEADERS

		SAC	YOS
1983	Jack Del Rio	13	107
1984	Jack Del Rio	7	56
1985	Marcus Cotton	10	95
1986	Marcus Cotton	10	85
1987	Marcus Cotton	12	103
1988	Craig Hartsuyker	8	50
	Dan Owens	8	47
1989	Tim Ryan	20	109
1990	Craig Hartsuyker	9	68
1991	Kurt Barber	4	26
1992	Willie McGinest	16	82
1993	Willie McGinest	6	45
1994	Erroll Small	5	32
1995	Israel Ifeanyi	5	24
1996	Darrell Russell	9	66
1997	Chris Claiborne	7	47
	Sultan Abdul-Malik	7	42
1998	Sultan Abdul-Malik	8	52
1999	Matt Childers	5	33
	Lonnie Ford	5	27
	Ennis Davis	5	18
2000	Ennis Davis	6	44
2001	Lonnie Ford	7	26
2002	Matt Grootegoed	8	54
2003	Kenechi Udeze	16.5	115
2004	Shaun Cody	10	88
2005	Lawrence Jackson	10	60
2006	Dallas Sartz	7	44
2007	Lawrence Jackson	10.5	64
2008	Kyle Moore	5	41
2009	Nick Perry	8	58
	Everson Griffen	8	50
2010	Jurrell Casey	4.5	32
2011	Nick Perry	9.5	52
2012	Morgan Breslin	13	74
2013	Devon Kennard	9	64
2014	J.R. Tavai	7	51
	Leonard Williams	7	46
2015	Porter Gustin	5.5	38
	Su'a Cravens	5.5	33
2016	Rasheem Green	6	33
2017	Rasheem Green	10	48
2018	Porter Gustin	7	45
2019	Drake Jackson	5.5	44

2020	Nick Figueroa	3.5	23
2021	Tuli Tuipulotu	5.5	39
2022	Tuli Tuipulotu	13.5	94

ANN. PASS DEFLECTION LEADERS

		DFL
1954	Lindon Crow	6
1955	Jim Contratto	8
1956	C.R. Roberts	6
1957	Jim Conroy	8
1958	Tom Maudlin	10
1959	Willie Wood	7
1960-69	Not Available	-
1970	Ron Ayala	8
	John Vella	8
1971	Artimus Parker	10
	Skip Thomas	10
1972	Charles Hinton	6
1973	Artimus Parker	15
1974	Charles Phillips	9
1975	Gary Jeter	8
1976	Ron Bush	9
1977	Larry Braziel	14
1978	Dennis Johnson	7
	Ronnie Lott	7
1979	Herb Ward	12
1980	Ronnie Lott	16
1981	Joey Browner	16
1982	Troy West	12
1983	Jerome Tyler	9
1984	Tim McDonald	21
1985	Tim McDonald	17
1986	Marcus Cotton	12
1987	Cleveland Colter	13
1988	Chris Hale	30
1989	Dwayne Garner	15
1990	Stephon Pace	20
1991	Jason Oliver	11
1992	Jason Sehorn	10
1993	Jason Sehorn	13
1994	John Herpin	17
1995	Brian Kelly	11
1996	Daylon McCutcheon	14
1997	Brian Kelly	19
1998	Chris Claiborne	16
1999	Ifeanyi Ohaleta	15
2000	Troy Polamalu	7
	Chris Cash	7
2001	Mike Pollard	7
2002	DeShaun Hill	8
2003	Will Poole	19
2004	Lofa Tatupu	9
2005	Josh Pinkard	7
2006	Terrell Thomas	12
2007	Kevin Ellison	7
	Cary Harris	7
	Terrell Thomas	7
2008	Taylor Mays	9
2009	Kevin Thomas	11
2010	Shareece Wright	10
2011	Nickell Robey	9
2012	Josh Shaw	6
	Torin Harris	6
2013	Josh Shaw	7
	Torin Harris	7
2014	Kevon Seymour	13
2015	Iman Marshall	11
2016	Adoree' Jackson	11
2017	Uchenna Nwosu	13
2018	Iman Marshall	9
2019	Olaijah Griffin	9
2020	Isaiah Pola-Mao	5
2021	Isaac Taylor-Stuart	3
	Calen Bullock	3
	Greg Johnson	3
	Xavion Alford	3
2022	Mekhi Blackmon	12

ANN. FUMB. CAUSED LEADERS

		FC
1986	Keith Davis	4
1987	Marcus Cotton	5
1988	Delmar Chesley	4
	Craig Hartsuyker	4
	Tim Ryan	3
1989	Kurt Barber	3
1991	Matt Gee	5
1992	Brian Williams	3
	Willie McGinest	3
1993	10 players	1
1994	Jeff Kopp	4
1995	Sammy Knight	4
1996	Darrell Russell	3
1997	David Gibson	5
1998	David Gibson	3
1999	Zeke Moreno	5
	Ifeanyi Ohaleta	5

2000	Chris Cash	2
2001	Lonnie Ford	4
2002	Kenechi Udeze	6
2003	Kenechi Udeze	5
2004	Lofa Tatupu	3
2005	Lawrence Jackson	4
2006	Keith Rivers	3
2007	Terrell Thomas	3
2008	Clay Matthews	3
	Josh Pinkard	2
	Cary Harris	2
2009	Josh Pinkard	3
2010	Chris Galippo	3
2011	Nick Perry	3
2012	Kevin Greene	2
2013	Leonard Williams	2
2014	Leonard Williams	3
	J.R. Tavai	3
2015	Su'a Cravens	2
	Delvon Simmons	2
2016	Rasheem Green	2
	Chris Hawkins	2
	Ajene Harris	2
2017	Christian Rector	2
2018	6 players	1
2019	Talanoa Hufanga	2
2020	Talanoa Hufanga	2
2021	Tuli Tuipulotu	2
2022	Max Williams	2
	Eric Gentry	2
	Tuli Tuipulotu	2

ANN. FUMB. RECOVERED LEADERS

		FR
1954	Ed Fouch	5
1955	Jon Arnett	6
1956	5 players	2
1957	Walt Gurasich	5
1958	Marlin McKeever	2
	Dan Ficca	2
	Tom Maudlin	2
1959	Marlin McKeever	3
1960-68	Not Available	1
1969	Charlie Weaver	4
1970	Willie Hall	3
1971	Willie Hall	2
	Scott Weber	2
1972	James Sims	3
	Charles Phillips	3
1973	Ray Rodriguez	3
1974	Kevin Bruce	5
1975	David Lewis	4
1976	Rod Martin	5
1977	Walt Underwood	5
1978	Ronnie Lott	4
1979	Larry McGrew	4
1980	Ronnie Lott	3
1981	Chip Banks	2
	Joey Browner	2
	John Harvey	2
1982	Joey Browner	3
	Keith Browner	3
1983	Keith Browner	3
1984	Jack Del Rio	2
	Anthony Colorito	2
	Sam Anno	2
1985	5 players	2
1986	Ron Brown	4
1987	Tim Ryan	5
1988	Scott Ross	4
1989	Mark Carrier	3
1990	Craig Hartsuyker	2
1991	Matt Gee	4
1992	Jason Sehorn	2
	Jeff Kopp	2
	Donn Cunningham	2
1993	Brian Williams	2
1994	Sammy Knight	2
1995	Jesse Davis	2
1996	Sammy Knight	3
1997	Rashard Cook	2
	Marc Matock	2
	Chad Morton	2
1998	Aaron Williams	4
1999	Ifeanyi Ohaleta	3
2000	Zeke Moreno	3
	Matt Childers	2
2001	Frank Strong	2
	Mike Patterson	2
2002	Mike Patterson	4
2003	Mike Patterson	3
	Melvin Simmons	3
	Ronald Nunn	3
2004	Mike Patterson	4
2005	Keith Rivers	2
	Lawrence Jackson	2
	Justin Wyatt	2
	Brian Cushing	2
	Kyle Moore	2
2006	Dallas Sartz	2
	Sedrick Ellis	2



ANNUAL INDIVIDUAL STATISTICAL LEADERS

2007	Shareece Wright	2
	Keith Rivers	3
2008	Clay Matthews	2
	Josh Pinkard	2
	Gerald Washington	2
2009	Jurrell Casey	3
2010	Malcolm Smith	2
	Shareece Wright	2
2011	Jawanza Starling	2
2012	Leonard Williams	2
	Wes Horton	2
2013	Leonard Williams	1
	Devon Kennard	1
	Su'a Cravens	1
	Anthony Sarao	1
	George Uko	1
2014	Scott Felix	2
2015	Chris Hawkins	2
2016	Adoree' Jackson	2
2017	Christian Rector	2
2018	6 players	1
2019	7 players	1
2020	Isaiah Pola-Mao	3
2021	Raleah Goforth	1
	Isaiah Pola-Mao	1
	Tuli Tuipulotu	1
	Drake Jackson	1
2022	Solomon Byrd	2
	Stanley Ta'ufo'ou	2



ANNUAL TEAM STAT TOTALS

(includes bowl games, except Rose Bowl stats are not included in 1952 and 1954 figures)

ANNUAL TEAM RUSHING TOTALS

	G	TCB	YDS	YPC	TD	YPG
1948	10	455	1715	3.77	--	171.5
1949	9	461	1155	2.51	--	128.3
1950	9	404	1495	3.70	--	166.1
1951	10	528	1938	3.53	--	193.8
1952	10	458	1450	3.17	--	145.0
1953	10	448	1694	3.78	17	169.4
1954	11	469	2119	4.52	22	192.6
1955	10	484	2116	4.37	25	211.6
1956	10	560	2695	4.81	23	269.5
1957	10	511	1471	2.88	10	147.1
1958	10	502	2031	4.05	14	203.1
1959	10	583	2493	4.28	18	249.3
1960	10	459	1605	3.50	8	160.5
1961	10	446	1693	3.80	14	169.3
1962	11	509	1997	3.92	19	181.5
1963	10	457	1812	3.96	18	181.2
1964	10	438	1822	4.16	16	182.2
1965	10	527	2562	4.86	22	256.2
1966	11	557	2113	3.79	16	192.1
1967	11	625	2533	4.05	21	230.3
1968	11	592	2371	4.00	24	215.5
1969	11	615	2357	3.84	19	214.3
1970	11	596	2748	4.61	31	249.8
1971	11	552	2411	4.37	16	219.2
1972	12	629	2960	4.71	47	246.7
1973	12	620	2725	4.40	22	227.1
1974	12	697	3387	4.86	26	282.3
1975	12	674	3016	4.47	25	251.3
1976	12	647	3212	4.96	33	267.7
1977	12	625	3231	5.17	24	269.3
1978	13	742	3104	4.18	19	238.8
1979	12	621	3328	5.36	31	277.3
1980	11	598	2489	4.16	21	226.3
1981	12	646	3353	5.19	27	279.4
1982	11	538	1824	3.39	20	165.8
1983	11	488	1629	3.34	13	148.1
1984	12	613	2230	3.64	18	185.5
1985	12	606	2212	3.65	12	184.3
1986	12	498	1644	3.30	17	137.0
1987	12	569	2318	4.07	17	193.2
1988	12	603	2498	4.14	28	208.2
1989	12	572	2638	4.61	22	219.8
1990	13	590	2310	3.92	20	177.7
1991	11	507	2039	4.02	22	185.4
1992	12	517	1375	2.66	14	114.6
1993	13	465	1412	3.04	17	108.6
1994	12	469	1572	3.35	19	131.0
1995	12	448	1810	4.04	19	150.8
1996	12	413	1368	3.31	13	114.0
1997	11	422	1529	3.62	14	139.0
1998	13	445	1648	3.70	17	126.8
1999	12	479	1740	3.63	21	145.0
2000	12	452	1843	4.08	17	153.6
2001	12	412	1052	2.55	16	87.7
2002	13	515	1852	3.60	25	142.5
2003	13	455	2027	4.45	20	155.9
2004	13	493	2306	4.68	27	177.4
2005	13	525	3380	6.44	51	260.0
2006	13	416	1664	4.00	18	128.0
2007	13	517	2564	4.96	23	197.3
2008	13	503	2533	5.04	27	194.8
2009	13	438	2168	4.95	24	166.8
2010	13	477	2461	5.16	20	189.3
2011	12	392	1951	4.98	12	162.6
2012	13	392	1958	4.99	12	150.5
2013	14	535	2419	4.52	29	172.8
2014	13	524	2092	3.99	18	160.9
2015	14	527	2355	4.47	26	168.2
2016	13	506	2609	5.16	18	200.7
2017	14	543	2591	4.77	29	185.1
2018	12	392	1602	4.09	17	133.5
2019	13	394	1555	3.95	18	119.6
2020	6	184	584	3.17	8	97.3
2021	12	401	1747	4.36	16	145.6
2022	14	473	2396	5.07	30	171.1

ANNUAL TEAM PASSING TOTALS

	G	PA	PC	INT	PCT	NYG	YPG	TD
1948	10	184	88	10	47.8%	1003	100.3	4
1949	9	225	128	12	47.8%	1582	175.8	14
1950	9	178	77	11	43.3%	723	80.3	2
1951	10	245	114	10	46.5%	1298	129.8	6
1952	10	179	81	17	45.2%	1113	111.3	15
1953	10	167	71	19	42.5%	983	98.3	7
1954	11	173	78	15	45.1%	1240	112.7	11
1955	10	152	72	16	47.4%	1012	101.2	9
1956	10	105	48	12	45.7%	786	78.6	8
1957	10	182	80	13	44.0%	904	90.4	2

1958	10	126	54	16	42.8%	792	79.2	7
1959	10	142	51	13	35.9%	799	79.2	7
1960	10	143	57	9	39.9%	744	74.4	3
1961	10	171	79	12	46.2%	1165	116.5	7
1962	11	197	91	3	46.2%	1644	149.5	18
1963	10	219	108	11	49.3%	1495	149.5	11
1964	10	221	112	11	50.7%	1704	170.4	11
1965	10	155	87	14	56.1%	1186	118.6	14
1966	11	240	135	12	56.3%	1588	144.4	11
1967	11	185	91	11	49.2%	1271	115.5	10
1968	11	231	128	11	55.4%	1502	136.5	10
1969	11	232	95	12	40.9%	1324	120.4	15
1970	11	279	141	6	50.5%	2208	200.7	14
1971	11	245	128	15	52.2%	1611	146.5	14
1972	12	273	148	15	54.2%	2222	185.2	12
1973	12	252	139	12	55.2%	1849	154.1	14
1974	12	169	78	12	46.2%	1125	93.8	15
1975	12	145	50	10	34.5%	919	76.6	4
1976	12	230	128	8	55.7%	1926	160.5	18
1977	12	279	151	18	54.1%	2348	195.7	19
1978	13	230	132	8	57.4%	1875	144.2	20
1979	12	281	174	7	61.9%	2327	193.9	19
1980	11	226	131	11	58.0%	1595	145.0	11
1981	12	214	103	7	48.1%	1321	110.1	9
1982	11	286	163	9	57.0%	2145	195.0	12
1983	11	284	159	14	56.0%	2155	195.9	11
1984	12	289	150	11	51.9%	1844	153.7	6
1985	12	271	155	8	57.2%	1867	155.6	11
1986	12	322	170	15	52.8%	2343	195.3	13
1987	12	353	208	14	58.9%	2826	235.5	22
1988	12	368	229	13	62.2%	2875	239.6	19
1989	12	370	231	13	62.4%	2750	229.2	19
1990	13	365	226	13	61.9%	2762	212.5	16
1991	11	295	152	15	51.5%	1837	167.0	6
1992	12	319	182	17	57.1%	2453	204.4	15
1993	13	476	327	6	68.7%	3829	294.5	31
1994	12	381	248	6	65.1%	3347	278.9	23
1995	12	431	266	8	61.7%	3167	263.9	25
1996	12	404	209	13	51.7%	2984	248.7	22
1997	11	337	179	11	53.1%	2195	199.5	14
1998	13	391	207	10	52.9%	2821	217.0	15
1999	12	436	245	14	56.2%	3092	257.7	15
2000	12	446	245	18	54.9%	3148	262.3	19
2001	12	379	222	12	58.6%	2722	226.8	13
2002	13	494	313	10	63.4%	3988	306.8	33
2003	13	442	274	9	62.0%	3791	291.6	39
2004	13	430	282	7	65.6%	3532	271.7	34
2005	13	481	312	10	64.9%	4157	319.8	32
2006	13	447	273	11	61.1%	3430	263.8	30
2007	13	460	286	16	62.2%	3090	237.7	31
2008	13	388	254	12	65.5%	3378	259.8	36
2009	13	379	228	14	60.2%	2890	222.3	16
2010	13	377	236	12	61.6%	3148	242.2	28
2011	12	557	309	7	69.1%	3530	294.2	39
2012	13	461	284	20	61.6%	3670	282.3	39
2013	14	389	250	9	64.3%	3180	227.1	20
2014	13	460	318	5	69.1%	3856	296.6	39
2015	14	463	309	7	66.7%	3776	269.7	30
2016	13	463	304	11	65.7%	3593	276.4	33
2017	14	491	309	13	62.9%	4186	299.0	26
2018	12	402	244	10	60.7%	2989	249.1	18
2019	13	514	365	15	71.0%	4365	335.8	35
2020	6	265	178	7	67.2%	1916	319.3	17
2021	12	500	318	13	63.6%	3580	298.3	21
2022	14	515	345	5	67.0%	4696	335.4	43

ANNUAL TEAM TOTAL OFFENSE TOTALS

	G	PLAYS	YDS	YPG	YPP	TD
1948	10	639	2718	271.8	4.25	-
1949	9	686	2737	304.1	3.98	-
1950	9	582	2218	246.4	3.81	-
1951	10	773	3236	323.6	4.18	-
1952	10	637	2563	256.3	4.02	-
1953	10	615	2677	267.7	4.35	24
1954	11	642	3359	305.3	5.23	33
1955	10	636	3128	312.8	4.91	34
1956	10	665	3481	348.1	5.23	31
1957	10	693	2375	237.5	3.42	12
1958	10	628	2823	282.3	4.49	21
1959	10	725	3292	329.2	4.54	25
1960	10	602	2349	234.9	3.90	11
1961	10	617	2858	285.8	4.63	21
1962	11	706	3641	331.0	5.15	37
1963	10	676	3307	330.7	4.89	29
1964	10	659	3526	352.6	5.35	27
1965	10					

ANNUAL TEAM STATISTICAL TOTALS

1971	11	797	4022	365.6	5.04	30
1972	12	902	5182	431.8	5.74	59
1973	12	872	4574	381.1	5.24	36
1974	12	866	4512	376.0	5.21	41
1975	12	819	3935	327.9	4.80	29
1976	12	877	5138	428.2	5.86	51
1977	12	904	5579	464.9	6.17	43
1978	13	972	4979	383.0	5.12	39
1979	12	902	5655	471.3	6.27	50
1980	11	824	4084	371.2	4.95	32
1981	12	860	4674	389.5	5.43	36
1982	11	824	3969	360.8	4.81	32
1983	11	772	3784	344.0	4.90	24
1984	12	902	4074	339.5	4.51	24
1985	12	877	4079	340.0	4.65	23
1986	12	820	3987	332.2	4.86	30
1987	12	922	5144	428.7	5.58	39
1988	12	971	5373	447.8	5.53	47
1989	12	940	5388	449.0	5.73	41
1990	13	955	5072	390.1	5.31	36
1991	11	802	3876	352.4	4.83	28
1992	12	836	3829	319.1	4.58	29
1993	13	941	5241	403.1	5.56	48
1994	12	850	4919	409.9	5.78	42
1995	12	879	4977	414.8	5.66	44
1996	12	817	4352	362.6	5.32	35
1997	11	759	3724	338.5	4.90	28
1998	13	836	4469	343.7	5.34	32
1999	12	915	4832	402.6	5.28	36
2000	12	898	4991	415.9	5.55	36
2001	12	791	3774	314.5	4.77	29
2002	13	1009	5840	449.2	5.78	58
2003	13	897	5818	447.5	6.49	59
2004	13	923	5838	449.1	6.33	61
2005	13	1006	7537	579.8	7.49	83
2006	13	863	5094	391.8	5.90	50
2007	13	977	5654	434.9	5.79	54
2008	13	891	5911	454.7	6.63	63
2009	13	817	5058	389.1	6.19	40
2010	13	930	5609	431.5	6.03	48
2011	12	839	5481	456.8	6.53	51
2012	13	853	5628	432.9	6.60	51
2013	14	924	5599	399.9	6.06	49
2014	13	984	5948	457.5	6.04	57
2015	14	990	6131	437.9	6.19	63
2016	13	969	6202	477.1	6.40	56
2017	14	1034	6777	484.1	6.55	60
2018	12	794	4591	382.6	5.78	39
2019	13	908	5920	455.4	6.52	54
2020	6	449	2500	416.7	5.57	25
2021	12	901	5327	443.9	5.91	37
2022	14	988	7092	506.6	7.18	76

ANNUAL TEAM RECEIVING TOTALS

	G	NO.	YDS	AVG.	TD
1948	10	88	1003	11.4	4
1949	9	128	1582	12.4	14
1950	9	77	723	9.4	2
1951	10	114	1298	11.4	6
1952	10	81	1113	13.7	15
1953	10	71	983	13.8	7
1954	11	78	1240	15.9	11
1955	10	72	1012	14.1	9
1956	10	48	786	16.4	8
1957	10	80	904	11.3	2
1958	10	54	792	14.7	7
1959	10	51	799	15.7	7
1960	10	57	744	13.1	3
1961	10	79	1165	14.7	7
1962	11	91	1644	18.1	18
1963	10	108	1495	13.8	11
1964	10	112	1704	15.2	11
1965	10	87	1186	13.6	14
1966	11	135	1588	11.8	11
1967	11	91	1271	14.0	10
1968	11	128	1502	11.7	10
1969	11	95	1324	13.9	15
1970	11	141	2208	15.6	14
1971	11	128	1611	12.5	14
1972	12	148	2222	15.0	12
1973	12	139	1849	13.3	14
1974	12	78	1125	14.4	15
1975	12	50	919	18.4	4
1976	12	128	1926	15.0	18
1977	12	151	2348	15.5	19
1978	13	132	1875	14.3	20
1979	12	174	2327	13.4	19
1980	11	131	1595	12.2	11
1981	12	103	1321	12.8	9
1982	11	163	2145	13.2	12
1983	11	159	2155	13.6	11
1984	12	150	1844	12.3	6
1985	12	155	1867	12.0	11
1986	12	170	2343	13.8	13
1987	12	208	2826	13.6	22
1988	12	229	2875	12.6	19
1989	12	231	2750	11.9	19
1990	13	226	2762	12.2	16

1991	11	152	1837	12.1	6
1992	12	182	2453	13.5	15
1993	13	327	3829	11.7	31
1994	12	248	3347	13.5	23
1995	12	266	3167	11.9	25
1996	12	209	2984	14.3	22
1997	11	179	2195	12.3	14
1998	13	207	2821	13.6	15
1999	12	245	3092	12.6	15
2000	12	245	3148	12.8	19
2001	12	222	2722	12.3	13
2002	13	313	3988	12.7	33
2003	13	274	3791	13.8	39
2004	13	282	3532	12.5	34
2005	13	312	4157	13.3	32
2006	13	273	3430	12.6	30
2007	13	286	3090	10.8	31
2008	13	254	3378	13.3	36
2009	13	228	2890	12.7	16
2010	13	279	3148	11.3	28
2011	12	309	3530	11.4	39
2012	13	284	3670	12.9	39
2013	14	250	3180	12.7	20
2014	13	318	3856	12.1	39
2015	14	309	3776	12.2	30
2016	13	304	3593	11.8	33
2017	14	309	4186	13.5	26
2018	12	244	2989	12.2	18
2019	13	365	4365	12.0	35
2020	6	178	1916	10.8	17
2021	12	318	3580	11.3	21
2022	14	345	4696	13.6	43

ANNUAL TEAM SCORING TOTALS

	G	TD	1XP	2XP	FG	SAF	PTS	PPG
1948	10	21	16	0	0	0	142	14.2
1949	9	31	25	0	1	0	214	23.8
1950	9	16	13	0	1	1	114	12.7
1951	10	34	28-34	0	3-4	0	241	24.1
1952	10	35	29	0	2	1	247	24.7
1953	10	28	21	0	2	2	199	19.9
1954	11	36	27-36	0-0	2-3	0	249	22.6
1955	10	39	28-37	0-0	1	0	265	26.5
1956	10	32	20-32	0-0	2	0	218	21.8
1957	10	13	6-13	0-0	0	2	86	8.6
1958	10	22	13-14	2-6	0	1	151	15.1
1959	10	27	9-17	6-10	4	0	195	19.5
1960	10	13	11-13	0-0	2	0	95	9.5
1961	10	22	11-15	2-7	1	0	150	15.0
1962	11	38	22-28	3-10	1	1	261	23.7
1963	10	29	18-22	4-6	1	2	207	20.7
1964	10	30	15-20	3	2	0	207	20.7
1965	10	38	27-32	2	1	0	262	26.2
1966	11	29	13-16	3	2	0	199	18.1
1967	11	35	34-35	0	4	1	258	23.5
1968	11	35	31-35	0	6	0	259	23.5
1969	11	35	27-30	3	6-11	0	261	23.7
1970	11	47	37-40	3	6-9	0	343	31.2
1971	11	32	22-25	0-7	5-6	0	229	20.8
1972	12	65	51-61	1-4	8-11	0	467	38.9
1973	12	40	34-37	2	14-20	1	322	26.8
1974	12	48	39-44	3	10-17	0	363	30.3
1975	12	32	25-28	3-4	8-21	0	247	20.6
1976	12	52	42-50	1-2	10-19	0	386	32.2
1977	12	45	34-38	3-7	15-22	1	357	29.8
1978	13	41	35-38	2-3	11-20	0	318	24.5
1979	12	53	51-53	0-0	6-15	1	389	32.4
1980	11	33	26-30	0-3	13-20	1	265	24.1
1981	12	37	34-35	0-2	12-20	1	294	24.5
1982	11	39	35-36	0-3	11-14	0	302	27.5
1983	11	25	20-21	1-4	12-21	1	210	19.1
1984	12	24	23-24	0-0	17-24	1	220	18.3
1985	12	25	23-24	1-1	16-24	0	223	18.6
1986	12	33	30-30	0-3	12-19	0	264	22.0
1987	12	40	35-38	2-2	14-20	0	321	26.8
1988	12	48	36-41	2-7	14-20	0	373	31.1
1989	12	43	40-40	1-3	12-17	0	336	28.0
1990	13	42	37-38	1-4	19-24	0	348	26.8
1991	11	29	25-25	3-4	8-17	0	229	20.8
1992	12	33	25-28	2-5	11-20	2	264	22.0
1993	13	48	34-40	4-8	6-14	0	348	26.8
1994	12	45	40-43	2-3	14-19	0	356	29.7
1995	12	47	40-42	2-5	9-13	1	355	29.6
1996	12	41	34-37	2-4	13-21	1	325	27.1
1997	11	29	25-27	2-2	10-13	0	233	21.2
1998	13	43	38-40	1-2	16-25	0	346	26.6
1999	12	45	42-45	0-0	12-22	0	348	29.0
2000	12	41	29-39	1-2	10-18	1	309	25.8
2001	12	37	31-34	0-2	15-18	0	298	24.8
2002	13	60	54-59	0-1	17-26	0	465	35.8
2003	13	68	65-67	0-1	19-24	2	534	41.1
2004	13	64	64-64	0-0	16-25	0	496	38.2
2005	13	87	83-86	0-1	11-12	0	638	49.1
2006	13	50	44-48	1-2	16-17	1	396	30.5
2007	13	54	52-54	0-0	16-19	0	424	32.6

ANNUAL TEAM STATISTICAL TOTALS

2011	12	55	50-50	1-4	15-17	1	429	35.8
2012	13	56	39-41	2-7	10-16	0	417	32.1
2013	14	53	49-52	1-1	15-22	1	416	29.7
2014	13	63	61-62	0-1	9-11	0	466	35.8
2015	14	63	58-60	0-3	13-17	0	475	33.9
2016	13	56	53-54	1-2	18-25	1	447	34.4
2017	14	60	58-59	1-1	12-17	0	456	32.6
2018	12	39	38-38	1-1	13-17	0	313	26.1
2019	13	54	54-54	0-0	14-17	1	422	32.5
2020	6	25	23-23	0-2	9-13	0	200	33.3
2021	12	39	33-34	4-5	23-28	0	344	28.7
2022	14	76	74-74	1-1	15-22	1	579	41.4

1952	10	60	827	13.8	--
1953	10	42	493	11.7	1
1954	11	36	368	10.2	--
1955	10	33	526	15.9	3
1956	10	31	288	9.3	0
1957	10	32	390	12.2	1
1958	10	28	203	7.3	0
1959	10	33	413	12.5	2
1960	10	23	208	9.0	0
1961	10	18	208	11.6	1
1962	11	20	180	9.0	0
1963	10	33	266	8.0	0
1964	10	32	309	9.7	1
1965	10	31	342	11.0	2
1966	11	22	219	9.8	1
1967	11	50	611	12.2	2
1968	11	32	230	7.2	0
1969	11	47	335	7.1	0
1970	11	30	216	7.2	0
1971	11	25	215	8.6	0
1972	12	38	399	10.5	2
1973	12	20	197	9.9	1
1974	12	26	218	8.4	0
1975	12	40	445	11.1	1
1976	12	20	82	4.1	0
1977	12	32	233	7.3	0
1978	13	37	230	6.2	0
1979	12	25	317	12.7	1
1980	11	29	193	6.7	0
1981	12	20	144	7.2	0
1982	11	34	288	8.5	1
1983	11	28	200	7.1	0
1984	12	38	239	6.3	0
1985	12	22	149	6.8	0
1986	12	26	141	5.4	0
1987	12	31	273	8.8	0
1988	12	27	205	7.6	0
1989	12	36	293	8.1	1
1990	13	27	360	13.3	2
1991	11	24	272	7.2	0
1992	12	34	360	11.2	1
1993	13	31	256	8.3	0
1994	12	27	208	7.7	0
1995	12	32	261	8.2	0
1996	12	25	226	9.0	1
1997	11	29	235	8.1	0
1998	13	37	400	10.8	4
1999	12	30	284	9.5	1
2000	12	26	239	9.2	2
2001	12	36	303	8.4	1
2002	13	41	296	7.2	1
2003	13	35	237	6.8	0
2004	13	30	406	13.5	2
2005	13	22	190	8.6	1
2006	13	21	130	6.2	0
2007	13	39	246	6.3	0
2008	13	49	392	8.0	0
2009	13	28	381	13.6	2
2010	13	25	364	14.6	1
2011	12	26	267	10.3	0
2012	13	27	192	7.1	1
2013	14	31	425	13.7	3
2014	13	22	214	9.7	2
2015	14	27	255	9.4	2
2016	13	27	414	15.3	2
2017	14	21	229	10.9	2
2018	12	22	231	10.5	2
2019	13	20	112	5.6	0
2020	6	10	43	4.3	0
2021	12	16	76	4.8	0
2022	14	17	93	5.5	0

ANNUAL TEAM PUNTING TOTALS

	G	NO.	YDS	AVG.
1948	10	66	2340	35.5
1949	9	55	2139	38.9
1950	9	60	2138	35.6
1951	10	81	3036	37.5
1952	10	65	2673	41.1
1953	10	58	2307	39.8
1954	11	60	2217	37.0
1955	10	41	1474	36.0
1956	10	43	1628	37.9
1957	10	59	2144	36.4
1958	10	42	1443	34.4
1959	10	42	1490	35.5
1960	10	42	1541	36.8
1961	10	40	1572	39.3
1962	11	64	2532	39.6
1963	10	46	1752	38.1
1964	10	44	1647	37.4
1965	10	41	1474	35.9
1966	11	47	1735	36.9
1967	11	66	2278	34.5
1968	11	65	2371	34.9
1969	11	75	2861	38.2
1970	11	50	1716	34.3
1971	11	68	2588	38.1
1972	12	49	1761	36.1
1973	12	57	2059	36.1
1974	12	43	1632	38.0
1975	12	61	2397	39.3
1976	12	57	2139	37.5
1977	12	53	1992	37.6
1978	13	71	2921	41.1
1979	12	43	1569	36.5
1980	11	50	1911	38.2
1981	12	52	2097	40.3
1982	11	65	2741	42.2
1983	11	61	2475	40.6
1984	12	73	2837	38.9
1985	12	56	2125	37.9
1986	12	50	1984	39.7
1987	12	56	2011	35.9
1988	12	43	1696	39.4
1989	12	58	2148	37.0
1990	13	59	2413	40.9
1991	11	67	2699	40.3
1992	12	80	3099	38.7
1993	13	69	2627	38.1
1994	12	66	2881	43.7
1995	12	47	2007	42.7
1996	12	67	3006	44.9
1997	11	78	3217	41.2
1998	13	88	3303	37.5
1999	12	74	3067	41.4
2000	12	63	2281	36.2
2001	12	79	3082	39.0
2002	13	65	2632	40.5
2003	13	44	2084	47.4
2004	13	51	2165	42.5
2005	13	33	1373	41.6
2006	13	49	1838	37.5
2007	13	63	2274	36.1
2008	13	47	1733	36.9
2009	13	63	2469	39.2
2010	13	45	2513	40.8
2011	12	39	1562	40.1
2012	13	45	1899	42.2
2013	14	79	2928	37.1
2014	13	69	2748	39.8
2015	14	67	2685	40.1
2016	13	50	1917	38.3
2017	14	56	2289	40.9
2018	12	66	3922	38.7
2019	13	52	2141	41.2
2020	6	18	835	46.4
2021	12	44	1978	45.0
2022	14	32	1292	40.4

ANNUAL TEAM KICK RETURN TOTALS

	G	NO.	YDS	AVG.	TD
1950	9	34	692	20.0	--
1951	10	41	843	20.6	--
1952	10	19	305	16.2	--
1953	10	33	588	17.9	0
1954	11	30	586	19.5	--
1955	10	33	852	25.8	1
1956	10	28	599	21.4	1
1957	10	37	626	16.9	0
1958	10	26	588	22.7	1
1959	10	15	297	19.8	0
1960	10	33	576	17.5	0
1961	10	33	622	18.8	0
1962	11	23	570	24.8	1
1963	10	29	618	21.1	0
1964	10	29	609	21.0	0
1965	10	24	411	17.1	0
1966	11	29	589	20.3	0
1967	11	27	536	19.9	0
1968	11	35	632	18.1	0
1969	11	28	502	17.8	0
1970	11	43	1081	25.0	1
1971	11	29	699	24.1	1
1972	12	29	679	23.3	2
1973	12	43	818	19.0	1

ANNUAL TEAM PUNT RETURN TOTALS

	G	NO.	YDS	AVG.	TD
1948	10	38	422	11.1	--
1949	9	36	626	17.4	--
1950	9	42	367	8.7	--
1951	10	50	532	10.6	--



ANNUAL TEAM STATISTICAL TOTALS

1974	12	36	904	25.1	3
1975	12	30	577	19.2	0
1976	12	29	533	18.4	0
1977	12	37	664	17.9	0
1978	13	33	600	18.2	0
1979	12	31	565	18.2	0
1980	11	19	385	20.3	0
1981	12	28	526	18.8	0
1982	11	12	232	19.3	0
1983	11	19	324	17.1	0
1984	12	25	420	16.8	0
1985	12	23	412	17.9	0
1986	12	40	919	23.0	0
1987	12	43	743	17.3	0
1988	12	34	620	18.2	0
1989	12	27	439	16.3	0
1990	13	44	863	19.6	0
1991	11	38	754	19.8	0
1992	12	39	851	21.8	1
1993	13	36	707	19.6	0
1994	12	37	675	18.2	0
1995	12	35	643	18.4	0
1996	12	34	730	21.5	2
1997	11	34	710	20.9	1
1998	13	38	859	22.6	1
1999	12	36	651	18.1	0
2000	12	45	877	19.5	0
2001	12	26	491	18.9	0
2002	13	26	455	17.5	0
2003	13	34	770	22.6	1
2004	13	29	687	23.7	0
2005	13	43	929	21.6	0
2006	13	28	650	23.2	1
2007	13	39	880	22.6	0
2008	13	23	610	26.5	1
2009	13	50	943	18.9	0
2010	13	51	1248	24.5	1
2011	12	42	870	20.7	1
2012	13	36	942	26.2	1
2013	14	33	476	14.4	0
2014	13	44	974	22.1	2
2015	14	52	984	18.9	0
2016	13	40	929	23.2	2
2017	14	40	901	22.5	0
2018	12	29	657	22.7	0
2019	13	40	844	21.1	1
2020	6	13	305	23.5	0
2021	12	28	617	22.0	0
2022	14	36	655	18.2	0

1997	11	381	1032	2.7	12	93.8
1998	13	537	2023	3.8	14	155.6
1999	12	435	1407	3.2	13	117.2
2000	12	485	1509	3.1	22	125.7
2001	12	483	1863	3.9	11	155.2
2002	13	388	1081	2.8	9	83.2
2003	13	425	782	1.8	9	60.2
2004	13	394	1032	2.6	5	79.4
2005	13	444	1697	3.8	17	130.5
2006	13	399	1184	3.0	6	91.1
2007	13	431	1094	2.5	13	84.2
2008	13	416	1136	2.7	8	87.4
2009	13	456	1666	3.7	18	128.2
2010	13	416	1826	4.4	12	140.5
2011	12	369	1337	3.6	17	111.4
2012	13	533	2171	4.1	17	167.0
2013	14	426	1689	4.0	14	120.6
2014	13	453	1734	3.8	20	133.4
2015	14	527	2090	4.0	17	149.3
2016	13	448	1815	4.1	16	139.6
2017	14	510	2221	4.4	20	158.6
2018	12	460	1973	4.3	20	164.4
2019	13	468	2113	4.5	19	162.5
2020	6	217	920	4.2	4	153.3
2021	12	436	2005	4.6	28	167.1
2022	14	449	2237	5.0	29	159.8

ANNUAL TEAM PASS DEFENSE TOTALS

	G	PA	PC	PCT	INT	NYG	YPG	TD	EFF
1955	10	142	69	48.6	14	1234	123.4	6	--
1956	10	172	82	47.7	18	1074	107.4	6	--
1957	10	133	64	48.1	6	785	78.5	8	--
1958	10	165	66	40.0	13	801	80.1	3	71.0
1959	10	195	78	40.0	18	863	86.3	4	65.5
1960	10	170	84	49.4	17	1075	107.5	2	86.4
1961	10	111	50	45.0	10	666	66.6	6	95.3
1962	11	249	133	53.4	22	1461	132.8	4	90.33
1963	10	145	61	42.1	12	946	94.6	6	93.98
1964	10	204	105	51.8	11	1253	125.3	10	108.5
1965	10	214	94	43.9	15	1164	116.4	5	83.3
1966	11	230	114	49.6	17	1417	128.8	6	95.1
1967	11	256	108	42.2	21	1314	119.5	5	75.3
1968	11	266	117	44.0	19	1626	147.8	8	90.97
1969	11	301	152	50.5	18	1650	150.0	6	91.2
1970	11	389	208	53.5	26	2699	245.4	12	108.6
1971	11	256	105	41.0	28	1258	144.4	4	65.58
1972	12	199	114	57.3	12	1754	146.2	5	127.6
1973	12	266	121	45.5	26	1521	126.8	6	81.4
1974	12	254	122	48.0	25	1405	117.1	8	85.2
1975	12	293	139	47.4	17	1698	141.5	7	92.4
1976	12	300	134	44.7	27	1639	136.6	5	78.1
1977	12	293	140	47.8	15	1533	127.8	9	91.63
1978	13	347	175	50.4	27	2390	183.8	12	104.1
1979	12	352	175	49.7	19	2486	207.2	10	107.6
1980	11	238	120	50.4	18	1513	137.5	9	101.2
1981	12	311	160	51.4	13	1822	151.8	7	99.7
1982	11	332	164	49.4	24	1870	170.0	7	89.2
1983	11	267	144	53.9	15	1936	176.0	8	113.5
1984	12	392	190	48.5	18	2277	189.8	12	98.2
1985	12	294	149	59.8	16	1731	144.3	9	99.4
1986	12	326	194	59.5	13	2219	184.9	14	122.9
1987	12	311	170	54.7	19	2174	181.2	10	111.8
1988	12	366	199	54.4	17	2259	188.3	13	108.7
1989	12	333	174	52.3	15	2066	172.2	9	104.3
1990	13	388	197	50.8	18	2748	211.4	18	116.3
1991	11	288	158	54.9	11	2188	198.9	16	129.4
1992	12	369	198	53.7	10	2608	217.3	16	122.6
1993	13	356	187	52.5	15	2163	166.4	12	106.3
1994	12	372	191	51.3	18	2669	222.4	13	133.4
1995	12	395	229	58.0	14	2475	206.3	6	112.1
1996	12	390	220	56.4	16	2289	190.8	11	106.8
1997	11	391	217	55.5	14	2931	266.5	16	124.8
1998	13	461	229	49.7	24	2299	176.8	14	91.2
1999	12	463	249	53.8	21	3069	255.8	19	113.9
2000	12	359	184	51.3	7	2607	217.3	17	124.0
2001	12	338	185	54.7	20	2107	175.6	11	106.0
2002	13	454	226	49.8	17	2623	201.8	16	102.5
2003	13	567	312	55.0	22	3591	276.2	18	110.9
2004	13	457	246	53.8	22	2599	199.9	13	101.4
2005	13	452	270	59.7	22	2995	230.4	18	118.8
2006	13	436	238	54.6	11	2662	204.8	13	110.7
2007	13	444	241	54.3	12	2457	189.0	9	102.1
2008	13	382	199	52/1	19	1747	134.4	6	85.8
2009	13	463	241	52.1	11	2760	212.3	12	105.9
2010	13	464	278	59.9	15	3374	259.5	30	135.9
2011	12	457	292	63.9	9	3160	263.3	17	130.3
2012	13	434	262	60.4	19	2951	227.0	20	123.9
2013	14	516	293	56.8	17	3004	214.6	20	111.9
2014	13	548	322	58.8	14	3569	274.5	20	120.4
2015	14	457	288	63.0	14	3521	251.5	25	139.7
2016	13	439	250	56.9	14	2958	227.5	24	125.2
2017	14	475	258	54.3	16	3318	237.0	22	121.5
2018	12	408	239	58.6	4	2679	223.2	20	128.0
2019	13	460	281	61.1	9	3200	246.2	24	132.8
2020	6	187	121	64.7	9	1298	216.3	14	138.1
2021	12	331	216	65.3	14	2902	241.8	20	150.4
2022	14	460	293	63.7	19	3698	264.1	25	140.9

ANNUAL TEAM RUSH DEFENSE TOTALS

	G	TCB	YDS	YPC	TD	YPG
1952	10	458	1107	2.2	5	108.3
1953	10	447	1502	3.3	--	150.2
1954	12	544	1881	3.5	13	156.7
1955	10	437	1706	3.9	15	170.6
1956	10	437	1486	3.4	12	148.6
1957	10	572	2464	4.3	20	246.4
1958	10	496	1764	3.5	14	176.4
1959	10	408	981	2.4	8	98.1
1960	10	471	1727	3.7	17	172.7
1961	10	525	2285	4.4	14	228.5
1962	11	460	1401	3.0	8	127.4
1963	10	450	1472	3.3	8	147.2
1964	10	446	1336	2.9	7	133.6
1965	10	396	1218	3.1	9	121.8
1966	11	404	1151	2.8	7	104.6
1967	11	439	906	2.0	4	82.3
1968	11	554	1836	3.3	10	166.9
1969	11	478	1118	2.3	10	101.6
1970	11	457	1423	3.1	18	129.3
1971	11	535	2252	4.2	19	204.7
1972	12	550	1323	2.4	11	110.2
1973	12	638	2252	3.5	18	187.7
1974	12	508	1749	3.4	8	145.8
1975	12	508	1746	3.4	10	145.5
1976	12	498	1580	3.1	11	131.7
1977	12	509	1705	3.3	16	142.1
1978	13	511	1195	2.3	4	91.9
1979	12	477	1512	3.1	10	126
1980	11	413	1064	2.5	6	96.7
1981	12	504				

ANNUAL TEAM TOTAL DEFENSE TOTALS

	G	PLAYS	YDS	TD	YPG	YPP
1955	10	579	2940	21	294.0	5.08
1956	10	609	2560	19	256.0	4.92
1957	10	705	3249	30	324.9	4.61
1958	10	661	2565	17	256.5	3.88
1959	10	603	1844	12	184.4	3.06
1960	10	641	2802	20	280.2	4.64
1961	10	636	2951	20	295.1	4.64
1962	11	709	2862	12	260.2	4.04
1963	10	595	2418	14	241.8	4.06
1964	10	650	2589	17	258.9	3.98
1965	10	610	2382	14	238.2	3.90
1966	11	634	2568	13	233.5	4.05
1967	11	695	2220	9	201.8	3.19
1968	11	820	3462	18	314.7	4.22
1969	11	779	2768	16	251.6	3.55
1970	11	846	4122	30	374.7	4.87
1971	11	791	3508	23	318.9	4.43
1972	12	845	2902	16	241.8	3.43
1973	12	825	3770	24	314.2	4.57
1974	12	762	3154	16	262.8	4.14
1975	12	801	3408	17	284.0	4.25
1976	12	798	3219	16	268.3	4.04
1977	12	857	3571	27	297.6	4.17
1978	13	858	3585	16	275.8	4.18
1979	12	829	3998	20	333.2	4.82
1980	11	651	2577	15	234.3	3.96
1981	12	815	3531	17	294.3	4.33
1982	11	742	2917	15	265.2	3.93
1983	11	754	3523	23	320.3	4.67
1984	12	824	3528	18	294.0	4.28
1985	12	791	3505	21	292.1	4.43
1986	12	893	4313	27	359.4	4.83
1987	12	827	3965	27	330.4	4.79
1988	12	727	3310	22	275.8	4.55
1989	12	687	2861	15	238.4	4.16
1990	13	845	4177	34	321.3	4.94
1991	11	755	4252	32	386.5	5.63
1992	12	828	4127	29	343.9	4.98
1993	13	907	4425	30	340.4	4.88
1994	12	847	4617	29	384.8	5.45
1995	12	854	4066	24	338.8	4.76
1996	12	891	4367	31	363.9	4.90
1997	11	772	3963	28	360.3	5.13
1998	13	998	4322	28	332.5	4.33
1999	12	898	4476	32	373.0	4.98
2000	12	849	4116	39	343.0	4.85
2001	12	821	3970	22	330.8	4.84
2002	13	842	3704	25	284.9	4.39
2003	13	992	4373	27	336.4	4.40
2004	13	851	3631	18	279.3	4.27
2005	13	896	4692	35	360.9	5.24
2006	13	835	3846	21	295.8	4.61
2007	13	875	3551	25	273.2	4.06
2008	13	798	2883	14	221.8	3.61
2009	13	919	4426	30	340.5	4.82
2010	13	880	5200	42	400.0	5.91
2011	12	826	4497	34	374.8	5.44
2012	13	967	5122	37	394.0	5.30
2013	14	942	4693	34	335.2	4.98
2014	13	1001	5303	40	407.9	5.30
2015	14	984	5611	44	400.8	5.70
2016	13	887	4773	41	367.2	5.38
2017	14	985	5539	46	395.6	5.62
2018	12	868	4652	42	387.7	5.36
2019	13	928	5313	47	408.7	5.73
2020	6	404	2218	19	369.7	5.49
2021	12	767	4907	48	408.9	6.40
2022	14	909	5935	54	423.9	6.53

ANNUAL TEAM SCORE DEFENSE TOTALS

	G	TD	1XP	2XP	FG	SAF	PTS	PPG
1955	10	22	15-22	--	1	--	158	15.8
1956	10	19	12-19	--	0	--	126	12.6
1957	10	30	19-30	--	1	--	204	20.4
1958	10	17	5-9	5	1	0	120	12.0
1959	10	12	9-9	2	1	1	90	9.0
1960	10	20	17-18	0	5	0	152	15.2
1961	10	21	15-18	3	6	1	167	16.7
1962	11	12	6-7	3	2	1	92	8.4
1963	10	14	8-10	2	6	0	114	11.4
1964	10	17	14-16	1	4	0	130	13.0
1965	10	14	6-12	1	0	0	92	9.2
1966	11	17	15-17	0	3	1	128	11.6
1967	11	10	6-7	1	5	2	87	7.9
1968	11	21	18-19	0	8	0	168	15.3
1969	11	16	9-11	1	7-11	0	128	11.6
1970	11	30	26-27	2	7-13	1	233	21.2
1971	11	23	23	0	3-9	0	164	14.9
1972	12	17	17	1	6-11	0	134	11.2
1973	12	24	20	1	12	0	202	16.8
1974	12	16	12-14	1	10-22	1	142	11.8
1975	12	18	10-12	1	6-14	1	140	11.7
1976	12	18	11-15	1-3	6-12	0	139	11.6

1977	12	28	25-26	2-2	5-11	0	212	17.7	
1978	13	16	13-14	0-2	14-17	1	153	11.8	
1979	12	21	19-20	0-1	8-15	1	171	14.3	
1980	11	16	14-16	0-0	8-15	0	134	12.2	
1981	12	18	15-15	2-3	13-25	2	170	14.2	
1982	11	17	17-17	0-0	8-13	0	143	13.0	
1983	11	25	25-25	0-0	21-28	0	238	21.6	
1984	12	19	11-14	3-5	14-23	0	173	14.4	
1985	12	21	19-19	0-2	14-20	0	187	15.6	
1986	12	27	23-25	2-2	16-21	1	239	19.9	
1987	12	27	22-22	0-4	15-18	0	229	19.1	
1988	12	24	17-18	1-6	9-15	0	190	15.8	
1989	12	16	13	1	7-15	0	132	11.0	
1990	13	35	30-31	2	10-19	0	274	21.1	
1991	11	34	30-31	3	12-16	0	276	25.1	
1992	12	30	28-28	1-2	13-20	0	249	20.8	
1993	13	31	28-30	1-2	10-17	0	246	18.9	
1994	12	30	27	2	12-20	0	243	20.3	
1995	12	25	16	4	12-21	1	212	17.6	
1996	12	33	27	0	14-19	0	267	22.3	
1997	11	30	25-26	2-4	8-15	0	233	21.2	
1998	13	29	27-29	0-0	12-19	2	241	18.5	
1999	12	37	30-33	1-4	8-17	0	278	23.2	
2000	12	45	37-38	2-7	8-14	1	337	30.6	
2001	12	24	24-24	0-0	13-19	0	207	17.3	
2002	13	27	26-26	1-1	16-22	0	240	18.5	
2003	13	30	25-28	0-2	10-18	1	239	18.4	
2004	13	20	17-18	0-2	10-16	1	169	13.0	
2005	13	38	34-37	1-1	11-16	0	297	22.8	
2006	13	21	19-19	1-2	16-23	1	197	15.2	
2007	13	25	23-23	1-2	11-16	0	208	16.0	
2008	13	14	12-13	0-0	7-13	0	117	9.0	
2009	13	31	25-29	0-2	15-18	1	258	19.8	
2010	13	45	36-40	1-5	13-17	0	347	26.7	
2011	12	37	29-32	4-5	8-14	0	283	23.6	
2012	13	39	34-35	0-4	16-25	0	316	24.3	
2013	14	39	36-37	2-2	7-13	1	297	21.2	
2014	13	42	36-38	2-3	11-18	1	327	25.2	
2015	14	44	42-43	0-1	18-23	0	360	25.7	
2016	13	41	39-40	0-1	10-14	0	315	24.2	
2017	14	46	43-43	1-3	15-23	0	366	26.1	
2018	12	42	37-39	0-3	11-16	1	324	27.0	
2019	13	47	18-25	1-2	18-25	0	382	29.4	
2020	6	19	18-19	0-0	8-9	0	156	26.0	
2021	12	52	51-51	0-0	6-11	0	381	31.8	
2022	14	54	45-47	1-1	10-13	1	409	29.2	

ANNUAL TEAM INTERCEPTION TOTALS

	G	NO.	YDS	AVG.	TD
1948	10	12	122	10.2	--
1949	9	21	254	12.1	--
1950	9	12	126	10.5	0
1951	10	22	377	17.1	--
1952	10	31	581	18.7	7
1953	10	15	290	19.3	2
1954	11	21	323	15.4	--
1955	10	15	218	14.5	1
1956	10	18	220	12.2	0
1957	10	6	20	3.3	0
1958	10	13	154	11.8	0
1959	10	18	302	16.8	0
1960	10	17	206	12.1	2
1961	10	10	138	13.8	0
1962	11	22	281	12.8	0
1963	10	12	131	10.9	1
1964	10	13	194	14.7	0
1965	10	15	73	4.8	0
1966	11	17	226	13.3	0
1967	11	21	286	13.6	2
1968	11	19	234	12.3	1
1969	11	18	256	14.2	1
1970	11	26	265	10.2	0
1971	11	28	354	12.7	1
1972	12	28	375	13.4	2
1973	12	26	278	10.7	1
1974	12	29	576	19.9	4
1975	12	17	175	10.3	2
1976	12	28	406	14.5	1
1977	12	16	139	8.7	2
1978	13	27	305	11.3	2
1979	12	19	311	16.4	2
1980	11	22	342	15.5	1
1981	12	13	100	7.7	1
1982	11	26	356	13.7	6
1983	11	16	175	10.9	1
1984	12	18	152	8.4	0
1985	12	18	102	5.7	1
1986	12	14	302	21.6	3
1987	12	20	271	13.6	1
1988	12	17	159	9.4	1
1989	12	15	163	10.9	1
1990	13	18	278	15.4	4
1991	11	11	74	6.7	

ANNUAL TEAM STATISTICAL TOTALS

1996	12	16	237	14.8	1
1997	11	14	207	14.8	0
1998	13	24	406	16.9	5
1999	12	21	303	14.4	5
2000	12	7	131	18.7	1
2001	12	20	402	20.1	5
2002	13	17	219	12.9	0
2003	13	22	330	15.0	5
2004	13	22	358	16.3	0
2005	13	22	232	10.5	1
2006	13	11	164	14.9	0
2007	13	12	101	8.4	0
2008	13	19	276	14.5	2
2009	13	11	230	20.9	2
2010	13	15	152	10.1	2
2011	12	9	95	10.6	1
2012	13	19	256	13.5	2
2013	14	17	150	8.8	1
2014	13	5	11	2.2	0
2015	14	7	42	6.0	0
2016	13	11	159	14.5	1
2017	14	16	209	13.1	3
2018	12	4	2	0.5	1
2019	13	9	81	9.0	0
2020	6	9	136	15.1	0
2021	12	14	60	4.3	1
2022	14	19	339	17.8	3

2014	13	1011	94/378	32/228	35	7	7
2015	14	1052	98/406	38/256	37	7	5
2016	13	825	71/315	26/186	61	9	6
2017	14	958	84/380	46/279	67	8	9
2018	12	791	66/333	27/196	57	13	10
2019	13	916	71/316	28/192	50	16	11
2020	6	423	40/179	15/102	20	3	7
2021	12	728	52/185	21/124	25	9	5
2022	14	845	79/371	40/264	45	10	10

ANNUAL TEAM DEFENSIVE TOTALS

	G	TAC	TFL/YDS	SAC/YDS	DFL	FC	FR
1947	10	-	-	-	-	-	11
1948	10	-	-	-	-	-	20
1949	9	-	-	-	-	-	17
1950	9	-	-	-	-	-	12
1951	10	-	-	-	-	-	11
1952	11	-	-	-	-	-	19
1953	10	-	-	-	-	-	19
1954	12	615	-	-	28	-	23
1955	10	644	-	-	28	-	25
1956	10	671	-	-	24	-	17
1957	10	1026	-	-	39	-	24
1958	10	978	-	-	53	-	17
1959	10	842	-	-	57	-	19
1960	10	-	-	-	-	-	9
1961	10	-	-	-	-	-	17
1962	11	-	-	-	-	-	13
1963	10	-	-	-	-	-	21
1964	10	-	-	-	-	-	10
1965	10	-	-	-	-	-	15
1966	11	-	-	-	-	-	8
1967	11	-	-	-	-	-	9
1968	11	-	-	-	-	-	12
1969	11	838	-	-	-	-	19
1970	11	1009	-	-	51	-	36
1971	11	1079	-	-	40	-	11
1972	12	966	-	-	45	-	25
1973	12	889	-	-	54	-	19
1974	12	858	-	-	45	-	16
1975	12	899	55/227	-	44	-	21
1976	12	1033	67/320	-	50	-	22
1977	12	1003	61/296	-	67	-	20
1978	13	1129	97/457	-	53	-	17
1979	12	1138	81/388	-	73	-	18
1980	11	995	87/477	-	69	-	17
1981	12	1339	71/388	-	72	-	19
1982	11	1171	73/402	-	94	-	18
1983	11	1117	73/394	39/298	46	-	16
1984	12	1197	73/329	29/236	117	-	11
1985	12	1154	68/328	28/216	68	-	15
1986	12	1512	77/367	31/250	72	17	19
1987	12	1410	89/382	37/274	76	18	18
1988	12	1257	95/388	45/265	116	21	19
1989	12	1195	129/590	80/456	93	15	12
1990	13	858	80/331	38/236	78	14	13
1991	11	762	58/219	22/142	52	21	13
1992	12	772	104/447	53/323	51	16	12
1993	13	922	78/308	21/144	81	9	11
1994	12	845	73/261	30/167	63	17	11
1995	12	812	79/299	25/135	74	11	7
1996	12	933	99/349	29/183	70	17	14
1997	11	720	130/550	46/314	68	18	10
1998	13	981	105/324	32/178	95	11	11
1999	12	830	85/375	42/261	88	25	18
2000	12	753	100/378	30/179	54	12	10
2001	12	812	109/360	37/212	48	20	15
2002	13	730	96/469	43/303	60	22	19
2003	13	933	126/650	55/415	71	25	21
2004	13	804	120/526	50/344	59	21	16
2005	13	872	77/314	32/193	56	24	16
2006	13	831	59/215	17/109	54	12	7
2007	13	871	100/465	45/298	67	21	16
2008	13	781	98/399	29/220	60	9	10
2009	13	921	91/336	35/215	52	19	11
2010	13	880	83/337	28/185	47	15	11
2011	12	836	63/259	31/186	45	11	8
2012	13	993	98/407	45/279	49	10	13
2013	14	913	91/373	35/244	51	8	5




ROB JOHNSON



ANTHONY MUNOZ



JOEY BROWNER



TIM RYAN



MIKE BATTLE



MARK TUCKER



DAVE CADIGAN



SCOTT ROSS



ALL-TIME USC INDIVIDUAL RECORDS



(boldfaced name indicates current player)

CAREER RUSHING LEADERS

(Includes bowl games)

	TCB	YG	NYG	AVG.
1. Charles White	1147	6517	6245	5.44
2. Marcus Allen	932	5047	4810	5.16
3. Anthony Davis	784	3928	3724	4.75
4. Ricky Bell	710	3857	3689	5.20
5. Ronald Jones II	591	3713	3619	6.12
6. D.J. Simpson	674	3540	3423	5.08
7. Mike Garrett	612	3314	3221	5.27
8. Reggie Bush*	433	3312	3169	7.32
9. LenDale White	541	3228	3159	5.84
10. Fred Crutcher	670	2912	2815	4.20
11. Sultan McCullough	611	3008	2800	4.58
12. Chad Morton	517	2682	2511	4.86
13. Justin Davis	461	2596	2465	5.35
14. Ricky Ervins	488	2432	2337	4.79
15. Clarence Davis	511	2518	2323	4.54
16. Javorius Allen	417	2401	2306	5.53
17. Joe McKnight	347	2349	2213	6.38
18. DeLon Washington	498	2171	2093	4.20
19. Drv Mohler	359	2093	2025	5.63
20. Shawn Walters	425	2122	2019	4.75
21. Vavae Malepeai	415	2070	2005	4.83
22. Jon Arnett	336	2019	1898	5.66
23. Gus Shaver	377	1953	1889	5.01
24. Ryan Knight	499	1966	1875	3.76
25. Leroy Holt	414	1825	1813	4.38
26. Aaron Emanuel	390	1841	1784	4.57
27. Chauncey Washington	371	1815	1778	4.79
28. Mazio Royster	353	1823	1760	4.99
29. Marc Tyler	334	1798	1751	5.24
30. Curtis McNeal	267	1790	1739	6.51
31. Rod McNeill	338	1776	1718	5.08
32. Morley Drury	317	1777	1686	5.31
33. Grenny Lansdell	350	1728	1621	4.64
34. Mort Kaer	282	1676	1588	5.65
35. Allen Bradford	267	1650	1585	5.94
36. Sam Cunningham	341	1607	1579	4.63
37. Jim Musick	393	1605	1568	3.99
38. Russ Saunders	347	1637	1567	4.51
39. Stafon Johnson	271	1591	1552	5.73
40. C.J. Gable	308	1648	1549	5.03

*Participation in 2 games in 2004 and all of 2005 later vacated due to NCAA penalty

- Most times carried ball: 1147, Charles White, 1976-79 (Pac-12 record).
- Most yards gained rushing: 6245, Charles White, 1976-79 (Pac-12 record).
- Most yards gained rushing in 2-year career: 3423, D.J. Simpson, 1967-68.
- Highest rushing average per game: 163.0, D.J. Simpson, 1967-68 (Pac-12 record--3,423 in 21 games).
- Most yards gained all-purpose running: 7226, Charles White, 1976-79 (Pac-12 record--6245 rush, 541 rec., 440 kick ret.); Note: Reggie Bush owns NCAA 3-year record--6551, 2003-05 (record later vacated due to NCAA penalty).
- Most yards gained all-purpose running in 2-year career: 4098, D.J. Simpson, 1967-68 (3423 rush, 320 rec., 355 kick ret.).
- Highest rushing average: 8.5, Ray Sparling (58 for 491), 1930-32; Note: Reggie Bush owns NCAA record, minimum 415 carries--7.3, 433 for 3169, 2003-05 (record later vacated due to NCAA penalty).
- Most seasons rushed for 1,000 yards: 3, Anthony Davis, 1972-74; Charles White, 1977-79.
- Most 200-yard rushing games: 11, Marcus Allen, 1978-81 (Pac-12 record).
- Most 100-yard rushing games: 31, Charles White, 1976-79. (Pac-12 record).
- Most seasons with 2,000 all-purpose running yards: 2, Reggie Bush, 2003-05 (2004 and 2005)(record later vacated due to NCAA penalty).
- Most touchdowns rushing: 52, LenDale White, 2003-05.

CAREER PASSING LEADERS

(Based on Number of Completions - Includes bowl games)

	PA	PC	INT	NYG	Pct.	TD
1. Matt Barkley	1562	1001	48	12327	.641	116
2. Carson Palmer	1569	927	49	11818	.591	72
3. Cody Kessler	1261	851	19	10339	.675	88
4. Matt Leinart	1245	807	23	10693	.648	99
5. Rob Johnson	1046	676	28	8472	.646	58
6. Kedon Slovis	953	652	24	7576	.684	58
7. Rodney Peete	1081	630	42	8225	.583	54
8. Sam Darnold	846	549	22	7229	.649	57
9. John David Booty	832	518	21	6125	.623	55
10. Todd Marinovich	674	415	25	5001	.616	29
11. Brad Otton	718	410	14	5359	.571	40
12. Sean Salisbury	602	346	19	4481	.575	25
13. Caleb Williams	500	333	5	4537	.666	42
14. Mark Sanchez	487	313	16	3965	.643	41
15. Paul McDonald	501	299	13	4138	.597	37

16. Jimmy Jones	604	298	25	4092	.493	30
17. Mike Van Raaphorst	487	249	15	3276	.511	20
18. Pat Haden	468	241	25	3288	.515	33
18. JT Daniels	397	241	11	2887	.607	15
20. John Fox	407	220	11	2784	.541	16

- Most passes attempted: 1569, Carson Palmer, 1998-2002.
- Most passes completed: 1001, Matt Barkley, 2009-12.
- Highest completion percentage: 68.4%, Kedon Slovis, 2019-21 (Pac-12 record).
- Most passes had intercepted: 49, Carson Palmer, 1998-2002.
- Most yards gained passing: 12327, Matt Barkley, 2009-12.
- Most TD passes thrown: 116, Matt Barkley, 2009-12.
- Most 400-yard passing games: 5, Kedon Slovis, 2019-21.
- Most 300-yard passing games: 15, Matt Barkley, 2009-12.
- Most 200-yard passing games: 36, Matt Leinart, 2002-05.
- Lowest rate of interceptions: 1.0%, Caleb Williams, 2022 (5 in 500 attempts).
- Most consecutive passes attempted without an interception at the start of a Division I-A career: 216, Brad Otton, 1994-95. (Note: This does not include Otton's 1993 season at Division I-AA Weber State).
- Touchdown pass thrown on first 2 passes of career: Michael McDonald (4 yards, vs. Arkansas, 2005, and 20 yards, vs. Washington, 2006)
- Most seasons with 3,000 yards passing: 3, Matt Leinart, 2002-05 (2003, 2004, 2005) (ties Pac-12 record).
- Most consecutive games throwing a touchdown pass: 24, Matt Leinart, 2003-04
- Most consecutive games throwing multiple touchdown passes: 15, Matt Leinart, 2003-04

CAREER TOTAL OFFENSE LEADERS

(Includes bowl games)

	PLAYS	RUSH	PASS	TOTAL
1. Matt Barkley	1694	-113	12327	12214
2. Carson Palmer	1824	-197	11818	11621
3. Matt Leinart	1477	-70	10693	10623
4. Cody Kessler	1419	-425	10339	9914
5. Rodney Peete	1371	415	8225	8640
6. Rob Johnson	1305	-576	8472	7896
7. Sam Darnold	983	332	7229	7561
8. Kedon Slovis	1047	-150	7576	7426
9. Charles White	1149	6245	-5	6240
10. John David Booty	893	-180	6125	5945
11. Brad Otton	791	-236	5359	5123
12. Caleb Williams	613	382	4537	4919
13. Marcus Allen	936	4810	57	4867
14. Todd Marinovich	794	-153	5001	4848
15. Jimmy Jones	842	409	4092	4501
16. Sean Salisbury	713	-354	4481	4127
17. Mark Sanchez	557	33	3965	3998
18. Paul McDonald	594	-261	4138	3877
19. Pat Haden	677	514	3288	3802
20. Anthony Davis	786	3724	19	3743
21. Ricky Bell	710	3689	0	3689
22. Ronald Jones II	591	3619	0	3619
23. D.J. Simpson	685	3423	48	3471
24. Mike Garrett	618	3221	48	3269
25. Reggie Bush*	436	3169	52	3221

*Participation in 2 games in 2004 and all of 2005 later vacated due to NCAA penalty

- Most rushing and passing plays: 1824, Carson Palmer, 1998-2002.
- Most yards in total offense: 12214, Matt Barkley, 2009-12 (-113 rush, 12327 pass).
- Most seasons with 3,000 yards of total offense: 3, Matt Leinart, 2002-05 (2003, 2004, 2005).
- Most seasons with 2,500 yards in total offense: 4, Matt Barkley, 2009-12 (2009, 2010, 2011, 2012)(ties Pac-12 record with Washington's Jake Browning 2015, 2016, 2017, 2018).
- Most touchdowns scored: 57, LenDale White, 2003-05.
- Most extra points kicked: 187, Andre Heidari, 2011-14.
- Most extra point kicks attempted: 193, Andre Heidari, 2011-14.
- Most field goals kicked: 57, Quin Rodriguez, 1987-90.
- Most points scored: 342, LenDale White, 2003-05.
- Most touchdowns responsible for: 122, Matt Barkley, 2009-12.
- Most touchdowns on all kick returns: 8, Adoree' Jackson, 2014-16 (4 punt returns, 4 kickoff returns) (ties NCAA record).
- Most touchdowns on all runbacks: 9, Adoree' Jackson, 2014-16 (4 punt returns, 4 kickoff returns, 1 interception return).
- Most touchdowns by teammates: 99, LenDale White and Reggie Bush, 2003-05 (record later vacated due to NCAA penalty).



CAREER PASS CATCHING LEADERS

(Includes bowl games)

	NO.	YDS	AVG.	TD
1. Robert Woods	252	2930	11.63	32
2. Marqise Lee	248	3655	14.74	29
3. Tyler Vaughns	222	2801	12.62	20
4. Dwayne Jarrett	216	3138	14.53	41
5. JuJu Smith-Schuster	213	3092	14.52	25
6. Keary Colbert	207	2964	14.32	19
7. Kareem Kelly	204	3104	15.22	15
8. Johnnie Morton	201	3201	15.93	23
9. Steve Smith	190	3019	15.89	22
10. Nelson Agholor	179	2571	14.36	20
11. Amon-Ra St. Brown	178	2270	12.75	16
12. Mike Williams	176	2579	14.65	30
13. Michael Pittman Jr.	171	2519	14.73	19
14. Keyshawn Johnson	168	2796	16.64	16
15. John Jackson	163	2379	14.60	17
16. R. Jay Soward	161	2672	16.60	23
17. Drake London	160	2153	13.46	15
18. Deontay Burnett	152	1897	12.48	16
19. Patrick Turner	138	1752	12.70	17
19. Ronald Johnson	138	1750	12.68	20
21. Damian Williams	128	1879	14.68	15
22. Darreus Rogers	127	1487	11.71	11
23. Billy Miller	125	1602	12.82	7
24. Erik Affholter	123	1737	14.12	13
25. Fred Davis	117	1408	12.03	13

Most receptions: 252, Robert Woods, 2010-2012.
Most receiving yards: 3655, Marqise Lee, 2011-13.
Highest average per reception (30 or more): 20.94, Hal Bedsole, 1961-63.
Most touchdown receptions: 41, Dwayne Jarrett, 2004-06 (Pac-12 record).
Highest percentage of receptions for touchdowns (40 or more catches): 35.2% [25 TD's on 71 catches], Kevin Williams, 1977-80.
 [Williams also holds NCAA record for regular season games only--35.3%, 24 TD's on 68 catches.]
Most consecutive games with a reception: 48, Kareem Kelly, 1999-2002.
Most 200-yard receiving games: 2, Keyshawn Johnson, 1994-95; Dwayne Jarrett, 2004-06; Robert Woods, 2010-12; Marqise Lee, 2011-13; Nelson Agholor, 2012-14.
Most 100-yard receiving games: 17, Keyshawn Johnson, 1994-95
Most consecutive 100-yard receiving games: 12, Keyshawn Johnson, 1994-95 (Pac-12 record).
Most games with at least 15 receptions: 2, Drake London, 2019-21.
Most games with at least 10 receptions: 8, Marqise Lee, 2011-13.
Most games with at least 8 receptions: 15, Robert Woods, 2010-12; Marqise Lee, 2011-13.
Most seasons with 1,000 receiving yards: 2, Keyshawn Johnson, 1994-95; Mike Williams, 2002-03; Keary Colbert, 2002-03; Dwayne Jarrett, 2005-06; Marqise Lee, 2011-12.
Most receiving yards in 2 consecutive seasons: 2864, Marqise Lee, 2011-12.
Most receiving yards in freshman and sophomore seasons: 2864, Marqise Lee, 2011-12 (Pac-12 record).
Most receptions by a tight end: 117, Fred Davis, 2004-07.
Most receiving yards by a tight end: 1408, Fred Davis, 2004-07.
Most touchdown receptions by a tight end: 13, Fred Davis, 2004-07.

CAREER PUNT RETURN LEADERS

(Includes bowl games)

	NO.	YDS	AVG.	TD
1. Johnny Williams	92	1025	11.12	0
2. Mike Battle	99	1014	10.24	3
3. Curtis Conway	67	679	10.13	2
4. Lynn Swann	49	599	12.22	2
5. Adoree' Jackson	46	578	12.57	4
6. Reggie Bush*	44	559	12.70	3
7. Jim Sears	42	544	12.92	3
8. Nelson Agholor	37	540	14.59	4
9. Mike Garrett	44	498	11.31	2
10. Raymond Butler	48	474	9.88	1
11. Danny Reece	29	434	15.00	1
12. Jon Arnett	28	430	15.35	1
13. Aramis Dandoy	25	426	17.05	1
14. Verl Lillywhite	25	418	16.70	0
15. Joey Browner	46	409	8.89	1
16. Larry Parker	58	395	6.81	0
17. Mickey McCardle	31	390	12.57	0
17. Chad Morton	48	390	8.13	0
19. Jim Hardy	37	384	10.35	0
20. Greig Carlson	53	379	7.15	0

*Participation in 2 games in 2004 and all of 2005 later vacated due to NCAA penalty

Most punts returned: 99, Mike Battle, 1966-68.
Most yards returned punts: 1025, Johnny Williams, 1949-51.
Highest punt return average: 17.1, Aramis Dandoy (25 for 426), 1951-54.
Most touchdowns on punt returns: 4, Nelson Agholor, 2012-14; Adoree' Jackson, 2014-16.
Most punts returned (season): 49, Mike Battle, 1967 (Pac-12 record).
Most yards returned punts (season): 608, Mike Battle, 1967.
Highest punt return average, min. 10 ret. (season): 19.1, Nelson Agholor (18 for 343), 2013.
Most touchdowns on punt returns (season): 3, Jim Sears, 1952.

Most punts: 298, Mike MacGillivray, 1998-2001.
Most yards punted: 11700, Mike MacGillivray, 1998-2001.
Highest punting average: 44.1, Des Koch (110 for 4846), 1951-53.
Most punts (season): 87, Mike MacGillivray, 1998.
Most yards punted (season): 3284, Mike MacGillivray, 1998.
Highest punting average (season): 49.0, Tom Malone (42 for 2060), 2003.

CAREER KICKOFF RETURN LEADERS

(Includes bowl games)

	NO.	YDS	AVG.	TD
1. Adoree' Jackson	79	2141	27.10	4
2. Velus Jones Jr.	81	1947	24.04	1
3. Curtis Conway	73	1723	23.60	1
4. Reggie Bush*	67	1522	22.72	1
5. R. Jay Soward	56	1414	25.25	3
6. Robert Woods	55	1364	24.80	1
7. Anthony Davis	40	1361	34.03	6
8. Ronald Johnson	56	1351	24.13	0
9. Marqise Lee	50	1305	26.10	2
10. C.J. Gable	51	1196	23.45	1
11. Lonnie White	39	909	23.31	0
12. Ken Grace	44	908	20.64	0
13. Raymond Butler	37	723	19.54	0
14. Mike Garrett	29	694	23.90	0
15. Johnny Williams	29	686	23.62	0
16. Dwight Ford	32	660	20.62	0
17. Lou Harris	24	630	26.25	1
18. Jon Arnett	26	628	24.15	0
19. Gary Bryant Jr.	24	623	25.96	0
20. Willie Brown	22	573	26.04	0

*Participation in 2 games in 2004 and all of 2005 later vacated due to NCAA penalty

Most kickoffs returned: 81, Velus Jones Jr., 2017-19.
Most yards returned kickoffs: 2141, Adoree' Jackson, 2014-16.
Highest kickoff return average: 34.0, Anthony Davis (40 for 1361), 1972-74 (Pac-12 record).
Most kickoffs returned for touchdowns: 6, Anthony Davis, 1972-74 (Pac-12 record).
Most kickoffs returned (season): 38, Robert Woods, 2010.
Most yards returned kickoffs (season): 971, Robert Woods, 2010.
Highest kickoff return average, min. 10 ret. (season): 40.3, Anthony Davis (12 for 484), 1974. [Davis also holds regular season Pac-12 average record of 42.5, 1974, 11 for 467].
Most kickoffs returned for touchdowns (season): 3, Anthony Davis, 1974.

CAREER PASS INTERCEPTION LEADERS

(Includes bowl games)

	NO.	YDS	AVG.	TD
1. Artimus Parker	20	268	13.40	0
2. Danny Reece	18	228	12.67	1
3. Dennis Smith	16	225	14.06	0
4. Ronnie Lott	14*	291	20.79	2
4. Bobby Robertson	14	157	11.21	0
6. Charles Phillips	13**	365	28.07	3
6. Dennis Thurman	13**	305	23.46	2
6. Bruce Dyer	13	149	11.46	1
6. Mike Battle	13	148	11.46	0
6. Mark Carrier	13	135	10.38	0
6. Jim Hardy	13	130	10.00	0
6. Manuel Laraneta	13	--	--	0
13. Lindon Crow	11	251	22.81	1
13. Tim McDonald	11**	229	20.82	1
13. Ron Ayala	11	162	14.72	0
13. Jason Oliver	11	126	11.45	2
13. Dion Bailey	11	46	4.2	0
18. Tyrone Hudson	10	194	19.40	1
18. Daylon McCutcheon	10	189	18.90	1
18. Cleveland Colter	10	173	17.30	2
18. Nate Shaw	10	165	16.50	0
18. Marvin Cobb	10	129	12.90	0
18. John Herpin	10	70	7.00	1
18. Jason Sehorn	10	67	6.70	0
18. Ricky Odom	10	59	5.90	0
18. Jerry Shaw	10	56	5.60	0

*Includes 1 intercepted fumble.
 **Includes 2 intercepted fumbles.

Most passes intercepted: 20, Artimus Parker, 1971-73.
Most yards returned interceptions: 365, Charles Phillips, 1972-74 (Pac-12 record).
Most touchdowns on interception returns: 3, Charles Phillips, 1972-74; Nickell Robey, 2010-12; Ajene Harris, 2016-18.
Most forced fumbles: 14, Kenechi Udeze, 2001-03.
Most passes intercepted (season): 9, Bobby Robertson, 1941; Jim Hardy, 1944; Jim Psaltis, 1952.
Most yards returned interceptions (season): 302, Charles Phillips, 1974 (NCAA record).
Most touchdowns on interception returns (season): 3, Charles Phillips, 1974, including 2 intercepted fumbles.



SINGLE SEASON RUSHING LEADERS

(Includes bowl games)
(Includes all of USC's 1,000-yard season rushers)

	G	TCB	NYG	AVG.
1. Marcus Allen, 1981	12	433	2427	5.6
2. Charles White, 1979	11	332	2050	6.2
3. Ricky Bell, 1975	12	385	1957	5.1
4. D. J. Simpson, 1968	11	383	1880	4.9
5. Charles White, 1978	13	374	1859	5.0
6. Reggie Bush, 2005*	13	200	1740	8.7
7. Marcus Allen, 1980	10	354	1563	4.4
8. Ronald Jones II, 2017	13	261	1550	5.9
9. D. J. Simpson, 1967	10	291	1543	5.3
10. Javorius Allen, 2014	13	276	1489	5.4
11. Charles White, 1977	12	285	1478	5.2
12. Mike Garrett, 1965	10	267	1440	5.4
13. Ricky Bell, 1976	11	280	1433	5.1
14. Anthony Davis, 1974	12	301	1421	4.7
15. Ricky Ervins, 1989	12	269	1395	5.2
16. Clarence Davis, 1969	11	297	1351	4.5
17. LenDale White, 2005	13	197	1302	6.6
18. Anthony Davis, 1972	12	207	1191	5.8
19. Mazio Royster, 1990	11	235	1168	5.0
20. Morley Drury, 1927	9	223	1163	5.2
20. Sultan McCullough, 2000	12	227	1163	5.1
22. Fred Crutcher, 1984	12	307	1155	3.8
23. Chad Morton, 1999	12	262	1141	4.4
24. Anthony Davis, 1973	12	278	1112	4.0
25. Ronald Jones II, 2016	13	177	1082	6.1
26. Steven Webster, 1987	10	239	1109	4.6
27. Delon Washington, 1995	12	236	1109	4.7
28. LenDale White, 2004	13	203	1103	5.4
29. Joe McKnight, 2009	12	164	1014	6.2
30. Curtis McNeal, 2011	12	145	1005	6.9

*Participation later vacated due to NCAA penalty

- Most times carried ball: 433, Marcus Allen, 1981.
- Most yards gained rushing: 2427, Marcus Allen, 1981 (Pac-12 record).
- Most rushes in 2 successive seasons: 787, Marcus Allen, 1980-81.
- Most rushes per game in 2 successive seasons: 35.6, Marcus Allen, 1980-81.
- Most yards gained in 2 successive seasons: 3990, Marcus Allen, 1980-81 (Pac-12 record).
- Most yards gained per game in 2 successive seasons: 181.4, Marcus Allen, 1980-81.
- Highest rushing average, min. 15 att.: 11.6, Erny Pinckert (17 for 199), 1930. (Reggie Bush holds Pac-12 record based on 100 and 200 attempts, 8.7 in 2005, 200 for 1740, record later vacated due to NCAA penalty).
- Most 200-yard rushing games: 8, Marcus Allen, 1981 (NCAA record).
- Most 100-yard rushing games: 11, Marcus Allen, 1981.
- Most consecutive 200-yard rushing games: 5, Marcus Allen, 1981 (ties NCAA record).
- Most consecutive 100-yard rushing games: 11, Marcus Allen, 1981
- Highest per-game rushing average: 202.3 (2427 in 12 games), Marcus Allen, 1981 (Pac-12 record). (Allen also holds regular season Pac-12 record of 212.9).
- Most all-purpose running plays: 467, Marcus Allen, 1981.
- Most yards gained all-purpose running: 2890, Reggie Bush, 2005 (record later vacated due to NCAA penalty; revised record: 2683, Marcus Allen, 1987).
- Most players on same team averaging 100-plus all-purpose yards: 3, 2015 (JuJu Smith-Schuster, 111.1, Adoree' Jackson, 105.9, Justin Davis, 100.8); 2021 (Drake London, 135.8, Keaontay Ingram, 106.7, Gary Bryant Jr., 104.5)
- Most yards gained by freshman: 987, Ronald Jones II, 2015.
- Most yards gained by sophomore: 1478, Charles White, 1977.
- Most yards gained by junior: 1957, Ricky Bell, 1975.
- Most yards gained by senior: 2427, Marcus Allen, 1981 (Pac-12 record).
- Earliest game gaining 1,000 yards: Game 5, Marcus Allen, 1981, and Ricky Bell, 1976 (ties NCAA record).
- Most rushing touchdowns by a freshman: 13, LenDale White, 2003.
- Most yards gained all-purpose running by a freshman: 1817, Robert Woods, 2010.
- Most rushing yards by 2 players: 3042, Reggie Bush and LenDale White, 2005 (record later vacated due to NCAA penalty).
- Teammates with 3 consecutive 100-yard games: Reggie Bush and LenDale White, 2005 (Oregon, Arizona State, Arizona games)(record later vacated due to NCAA penalty).
- Teammates with 1,000 rushing yards: Reggie Bush (1740) and LenDale White (1302), 2005 (ties Pac-12 record)(record later vacated due to NCAA penalty).
- Most rushing yards in consecutive games: 554, Reggie Bush, 2005 (Fresno State, 294, and UCLA, 260) (record later vacated due to NCAA penalty).
- Most touchdowns rushing: 24, LenDale White, 2005.

SINGLE SEASON PASSING LEADERS

(Based on Number of Completions)
(Includes bowl games)

	G	PA	PC	INT	Pct.	NYG	TD
1. Caleb Williams, 2022	14	500	333	5	.666	4537	42
2. Cody Kessler, 2014	13	452	315	5	.697	3826	39
3. Carson Palmer, 2002	13	489	309	10	.632	3942	33
4. Rob Johnson, 1993	13	449	308	6	.686	3630	29
4. Matt Barkley, 2011	12	446	308	7	.691	3528	39
6. Sam Darnold, 2017	14	480	303	13	.629	4143	26
7. Cody Kessler, 2015	14	446	298	7	.668	3536	29
8. Matt Leinart, 2005	13	431	283	8	.657	3815	28
9. Kedon Slovis, 2019	12	392	282	9	.719	3502	30
10. Matt Leinart, 2004	13	412	269	6	.653	3322	33

10. John David Booty, 2006	13	436	269	9	.617	3347	29
12. Matt Leinart, 2003	13	402	255	9	.634	3556	38
13. Matt Barkley, 2012	11	387	246	15	.636	3273	36
13. Sam Darnold, 2016	13	366	246	9	.672	3086	31
15. Mark Sanchez, 2008	13	366	241	10	.658	3207	34
16. Cody Kessler, 2013	14	361	236	7	.654	2968	20
16. Matt Barkley, 2010	12	377	236	12	.626	2791	26
18. Carson Palmer, 2000	12	415	228	18	.549	2914	16
19. Rodney Peete, 1988	12	359	223	12	.621	2812	18
20. Carson Palmer, 2001	12	377	221	12	.586	2717	13

- Most passes attempted: 500, Caleb Williams, 2022.
- Most passes attempted by a freshman: 392, Kedon Slovis, 2019.
- Most passes completed: 333, Caleb Williams, 2022.
- Most passes completed by a freshman: 282, Kedon Slovis, 2019.
- Highest percentage of completions: 71.9%, Kedon Slovis, 2019 (tied for Pac-12 record with Oregon's Bo Nix in 2022, min. 350 atts: NCAA freshman record, min. 200 atts.; Pac-12 freshman record, min. 100 atts.).
- Most passes had intercepted: 18, Rob Hertel, 1977; Carson Palmer, 2000.
- Most yards gained passing: 4537, Caleb Williams, 2022.
- Most yards gained passing by a freshman: 3502, Kedon Slovis, 2019.
- Most touchdown passes thrown: 42, Caleb Williams, 2022
- Most touchdown passes thrown by a freshman: 31, Sam Darnold, 2016 (Kedon Slovis' 30 in 2019 are most by a true freshman).
- Most consecutive passes without an interception: 212, Matt Leinart, 2003.
- Lowest rate of interceptions: 1.0% (5 in 500 attempts), Caleb Williams, 2022.
- Most consecutive completions: 23, Rob Johnson, 1994 (last 15 vs. Arizona and first 8 vs. UCLA).
- Most 400-yard passing games: 4, Kedon Slovis, 2019.
- Most 300-yard passing games: 8, Sam Darnold, 2017.
- Most consecutive 400-yard passing games: 3, Kedon Slovis, 2019.
- Most consecutive 300-yard passing games: 3, Carson Palmer, 2002; Matt Leinart, 2005; Kedon Slovis, 2019.
- Most 200-yard passing games: 13, Matt Leinart, 2005; Sam Darnold, 2017 (Pac-12 record).
- Most consecutive 5-touchdown pass games: 2, Sam Darnold, 2016; Kedon Slovis, 2020; Caleb Williams, 2022.
- Highest passing efficiency rating: 168.5, Caleb Williams, 2022.

SINGLE SEASON PASS CATCHING LEADERS

(Includes bowl games)

	G	NO.	YDS	AVG.	TD
1. Marqise Lee, 2012	13	118	1721	14.6	14
2. Robert Woods, 2011	12	111	1292	11.6	15
3. Nelson Agholor, 2014	13	104	1313	12.6	12
4. Keyshawn Johnson, 1995	12	102	1434	14.1	7
5. Michael Pittman Jr., 2019	13	101	1275	12.6	11
6. Mike Williams, 2003	13	95	1314	13.8	16
7. Dwayne Jarrett, 2005	13	91	1274	14.0	16
8. JuJu Smith-Schuster, 2015	14	89	1454	16.3	10
9. Johnnie Morton, 1993	13	88	1520	17.3	14
9. Drake London, 2021	8	88	1084	12.3	7
11. Deontay Burnett, 2017	14	86	1114	13.0	9
12. Mike Williams, 2002	13	81	1265	15.6	14
13. Amon-Ra St. Brown, 2019	13	77	1042	13.5	6
14. Robert Woods, 2012	13	76	846	11.1	11
15. Tyler Vaughns, 2019	13	74	912	12.3	6
16. Marqise Lee, 2011	12	73	1143	15.7	11
17. Steve Smith, 2006	13	71	1083	15.3	9
17. Keary Colbert, 2002	13	71	1029	14.5	5
19. Dwayne Jarrett, 2006	12	70	1015	14.5	12
19. Damian Williams, 2009	12	70	1010	14.4	6
19. JuJu Smith-Schuster, 2016	13	70	914	13.1	10
22. Keary Colbert, 2003	13	69	1013	14.7	9
23. Erik Affholter, 1988	12	68	952	14.0	8
24. Keyshawn Johnson, 1994	11	66	1362	20.6	9
24. Gary Wellman, 1990	13	66	1015	15.4	5

- Most receptions: 118, Marqise Lee, 2012.
- Most receiving yards: 1721, Marqise Lee, 2012.
- Most touchdown receptions: 16, Mike Williams, 2002, and Dwayne Jarrett, 2005.
- Highest percentage of receptions for touchdowns (10 or more TD's): 58.8%, Kevin Williams, 1978 (10 TD's on 17 catches--NCAA record).
- Most 200-yard receiving games: 2, Nelson Agholor, 2014.
- Consecutive 200-yard receiving games: 2, Nelson Agholor, 2014.
- Most 100-yard receiving games: 9, Johnnie Morton, 1993; Keyshawn Johnson, 1994.
- Consecutive 100-yard receiving games: 8, Keyshawn Johnson, 1994.
- Most games with at least 10 receptions: 7, Marqise Lee, 2012.
- Most receptions by a tight end: 62, Fred Davis, 2007.
- Most receiving yards by a tight end: 881, Fred Davis, 2007.
- Most touchdown receptions by a tight end: 8, Fred Davis, 2007.
- Most receptions by a freshman: 81, Mike Williams, 2002 (Pac-12 record).
- Most receiving yards by a freshman: 1265, Mike Williams, 2002 (Pac-12 record).
- Most touchdown receptions by a freshman: 14, Mike Williams, 2002 (Pac-12 record).
- Most receptions by a freshman tight end: 26, Randall Telfer, 2011
- Most players on same team each gaining 1,000 receiving yards: 2 (Mike Williams, 1265, and Keary Colbert, 1029), 2002; (Mike Williams, 1314, and Keary Colbert, 1013), 2003; (Steve Smith, 1085, and Dwayne Jarrett, 1015), 2006; (Robert Woods, 1292, and Marqise Lee, 1143), 2011; (Michael Pittman Jr., 1275, and Amon-Ra St. Brown, 1042), 2019.
- Most passes caught by two players on same team: 194, Marqise Lee (118) and Robert Woods (76), 2012.
- Most touchdown receptions in freshman and sophomore seasons: 30, Mike Williams, 2002-03.



**SINGLE SEASON
TOTAL OFFENSE LEADERS**

(Includes bowl games)

	G	PLAYS	RUSH	PASS	TOTAL
1. Caleb Williams, 2022	14	613	382	4537	4919
2. Sam Darnold, 2017	14	555	82	4143	4225
3. Matt Leinart, 2005	13	482	36	3815	3851
4. Carson Palmer, 2002	13	539	-122	3942	3820
5. Cody Kessler, 2014	13	507	-152	3826	3674
6. Matt Barkley, 2011	12	474	14	3528	3542
7. Matt Leinart, 2003	13	434	-62	3556	3494
8. Kedon Slovis, 2019	12	437	-57	3502	3445
9. Rob Johnson, 1993	13	530	-205	3630	3425
10. Cody Kessler, 2015	14	507	-149	3536	3387
11. Sam Darnold, 2016	13	428	250	3086	3336
12. John David Booty, 2006	13	469	-53	3347	3294
13. Matt Leinart, 2004	13	461	-44	3322	3278
14. Mark Sanchez, 2008	13	418	16	3207	3223
15. Matt Barkley, 2012	11	412	-72	3273	3201
16. Carson Palmer, 2000	12	478	5	2914	2919
17. Cody Kessler, 2013	14	403	-124	2968	2844
18. Rodney Peete, 1988	12	427	68	2812	2880
19. Rodney Peete, 1987	12	402	145	2709	2854
20. Matt Barkley, 2010	12	411	-17	2791	2774

Most rushing and passing plays: 613, Caleb Williams, 2022.
Most yards in total offense: 4919, Caleb Williams, 2022.
Most yards in total offense by a freshman: 3445, Kedon Slovis, 2019.
Most touchdowns rushing and passing: 52, Caleb Williams, 2022
Most touchdowns scored: 26, LenDale White, 2005.
Most touchdowns scored by a freshman: 14, Mike Williams, 2002; LenDale White, 2003.
Most extra points kicked: 83, Mario Danelo, 2005.
Most extra point kicks attempted: 86, Mario Danelo, 2005.
Most field goals kicked: 19, Quin Rodriguez, 1990; Ryan Killeen, 2003.
Most points scored: 156, LenDale White, 2005.
Most points scored by kicking: 122, Ryan Killeen, 2003.
Team with 3,000-yard passer, 1,000-yard receiver and pair of 1,000-yard rushers: USC, 2005 (Matt Leinart, 3815 passing, Dwayne Jarrett, 1274 receiving, Reggie Bush, 1740 rushing, and LenDale White, 1302 rushing)(*record later vacated due to NCAA penalty*).

SINGLE GAME RECORDS

Most points: 36, Anthony Davis, 1972 (Notre Dame).
Most touchdowns: 6, Anthony Davis, 1972 (Notre Dame).
Most touchdowns in a quarter: 4, Amon-Ra St. Brown, 2020 (Washington State, first quarter) (ties NCAA record).
Most field goals: 5, Ryan Killeen, 2004 (UCLA); Chase McGrath, 2018 (UNLV).
Most yards running: 347, Ricky Bell, 1976 (Washington State).
Most yards running by a sophomore: 234, Shawn Walters, 1994 (Stanford).
Most yards running by a true freshman: 177, Ronald Jones II, 2015 (Arizona).
Most touchdowns running: 4, Charles Dean, 1920 (Nevada); Howard Elliott, 1925 (Pomona); Orv Mohler, 1931 (Washington State); Ambrose Schindler, 1937 (Oregon); Clark Holden, 1959 (Stanford); O.J. Simpson, 1968 (Minnesota); Anthony Davis, 1972 (Notre Dame) and 1973 (California); Sam Cunningham, 1972 (Ohio State, Rose Bowl); Ricky Bell, 1975 (Duke) and 1976 (Oregon); Charles White, 1979 (Notre Dame and UCLA); Marcus Allen, 1981 (Tennessee); Ryan Knight, 1986 (California); LenDale White, 2005 (Arizona); Ronald Jones II, 2016 (Oregon).
Most yards passing: 515, Kedon Slovis, 2019 (UCLA). (Also USC freshman record).
Most yards passing in 2 consecutive games: 977, Matt Barkley, 2012 (Arizona and Oregon).
Most yards running and passing: 503, Caleb Williams, 2022 (UCLA).
Most yards all-purpose running: 513, Reggie Bush, 2005 (Fresno State) (294 rush, 68 rec., 135 KO, 16 PR)(Pac-12 record)(*record later vacated due to NCAA penalty; revised record: 469, Marqise Lee, 2012, Arizona, 1 rush, 345 rec., 123 KO*).
Most yards all-purpose running in 2 consecutive games: 877, Marqise Lee, 2012 (Arizona and Oregon).
Most times carried ball: 51, Ricky Bell, 1976 (Washington State) (Pac-12 record).
Most times carried ball, one quarter: 20, O.J. Simpson, 1968 (Oregon State, 4th quarter).
Most passes attempted: 57, Kedon Slovis, 2019 (Oregon).
Most passes completed: 40, Kedon Slovis, 2020 (Arizona State).
Highest percentage of passes completed (min. 10 comp.): 100% (11 of 11), Troy Winslow, 1965 (Washington) (ties Pac-12 record).
Highest percentage of passes completed (min. 15 comp.): 95.0% (19 of 20), Matt Barkley, 2012 (Colorado) (Pac-12 record).
Most passes completed in 2 consecutive games: 70, Kedon Slovis, 2020 (Arizona State and Arizona).
Most touchdown passes thrown: 7, Cody Kessler, 2014 (Colorado).
Most touchdown passes thrown in a half: 5, Mark Sanchez, 2008 (Washington State, first half); Matt Barkley, 2010 (Hawaii and California, first half) and 2012 (Colorado, first half); Cody Kessler, 2014 (Colorado and Notre Dame, first half); Kedon Slovis, 2020 (Washington State, first half).
Most touchdown passes thrown by a freshman: 5, Sam Darnold, 2016 (Arizona, California and Penn State, Rose Bowl).
Highest passing efficiency rating (min. 20 att.): 319.2, Matt Barkley, 2012 (Colorado)(Pac-12 record).
Most receptions: 17, Robert Woods, 2011 (Minnesota).

Most receptions by a tight end: 10, John Allred, 1996 (Houston).
Most receptions by a freshman: 13, Mike Williams, 2002 (Oregon); Marqise Lee, 2011 (UCLA).
Most receptions by 2 teammates: 25, Marqise Lee (13) and Robert Woods (12), UCLA, 2011; Marqise Lee (16) and Robert Woods (9), Arizona, 2012.
Most touchdown receptions: 4, Robert Woods, 2012 (Colorado); Amon-Ra St. Brown, 2020 (Washington State) (ties Pac-12 record).
Most touchdown receptions by a freshman: 3, Mike Williams, 2002, (Washington); Robert Woods, 2010, (Stanford); JuJu Smith-Schuster, 2014, (Washington State).
Most touchdown receptions in a quarter: 4, Amon-Ra St. Brown, 2020 (Washington State, first quarter) (ties NCAA record).
Most receiving yards: 345, Marqise Lee, 2012 (Arizona).
Most receiving yards by a freshman: 260 (on 6 catches), R. Jay Soward, 1996 (UCLA).
Most receiving yards by a tight end: 153, Anthony McCoy, 2009 (Notre Dame).
Most receiving yards by 2 teammates: 438, Marqise Lee (345 yards) and Robert Woods (93 yards), Arizona, 2012.
Most receiving yards in 3 consecutive games: 663, Marqise Lee, 2012 (Arizona, Oregon, Arizona State).
Most players with 10 or more receptions: 2, Marqise Lee (13) and Robert Woods (12), UCLA, 2011; Marqise Lee (11) and Robert Woods (10), Syracuse, 2012; Tyler Vaughns (12) and Amon-Ra St. Brown (10), Notre Dame, 2018.
Most players with 100 or more receiving yards: 4, Drake London (142), Amon-Ra St. Brown (128), Tyler Vaughns (106), Michael Pittman Jr. (104), UCLA, 2019
Most kickoff returns: 8, Marqise Lee, 2012 (Oregon).
Most yards on kickoff returns: 251, Marqise Lee (Oregon).
Most touchdowns on kickoff returns: 2, Anthony Davis, 1972 (Notre Dame) (ties NCAA record).
Highest average gain per kickoff return (Min. 3 attempts): 72.7, Anthony Davis, 1972 (Notre Dame, 3 for 218).
Most yards on punt returns: 168, Nelson Agholor, 2013 (California).
Most touchdowns on punt returns: 2, Mike Garrett, 1965 (California); Nelson Agholor, 2013 (California) (ties Pac-12 record).
Touchdown on kickoff and punt returns: Adoree' Jackson, 2016 (Notre Dame) (55-yard punt return, 97-yard kickoff return).
Most passes intercepted: 4, Adrian Young, 1967 (Notre Dame) (ties Pac-12 record).
Most yards on interception returns: 181, Charles Phillips, 1974 (Iowa) (Pac-12 record).
Most touchdowns on interception returns: 2, Jim Psaltis, 1952 (Washington State); Charles Phillips, 1974 (Iowa); Antuan Simmons, 1998 (Washington) (ties Pac-12 record).
Most extra point kicks: 10 of 10, Mario Danelo, 2005 (Arkansas).
Most field goal attempts blocked, one quarter: 2, Jerald Henry, 1994 (California); Fili Moala, 2008 (Arizona State) (ties NCAA record).
Most tackles for loss: 5.5, Lawrence Jackson, 2007 (Arizona State).
Most sacks: 4, Marcus Cotton, 1987 (Oregon State); Junior Seau, 1989 (Oregon State); Tim Ryan, 1989 (UCLA); Lawrence Jackson, 2007 (Arizona State).

LONG PLAY RECORDS

Longest run (any type): 100 yards, Anthony Davis, 1974 (Arkansas and Notre Dame), Marqise Lee, 2012 (Hawaii), Adoree' Jackson, 2014 (Utah) and 2016 (Utah) and Velus Jones Jr., 2019 (Fresno State) on 100-yard field; 107 yards, Elwin Caley, 1902 (Pomona) on 110-yard field.
Longest run from scrimmage: 96 yards, LaVale Woods, 1996 (Oregon State).
Longest kickoff return: 100 yards, Anthony Davis, 1974 (Arkansas and Notre Dame), Marqise Lee, 2012 (Hawaii), Adoree' Jackson, 2014 (Utah) and 2016 (Utah) and Velus Jones Jr., 2019 (Fresno State) on 100-yard field (ties NCAA record); 107 yards, Elwin Caley, 1902 (Pomona) on 110-yard field.
Longest kickoff return for touchdown: 100 yards, Anthony Davis, 1974 (Arkansas and Notre Dame), Marqise Lee, 2012 (Hawaii), Adoree' Jackson, 2014 (Utah) and 2016 (Utah) and Velus Jones Jr., 2019 (Fresno State) on 100-yard field.
Longest punt return: 96 yards, Curtis Conway, 1992 (Oregon).
Longest run with intercepted pass: 99 yards, Bud Langley, 1936 (Notre Dame).
Longest run with intercepted fumble: 99 yards, Tim McDonald, 1986 (Baylor).
Longest pass play: 97 yards, Matt Koffler to R. Jay Soward, 1996 (Illinois).
Longest punt: 85 yards, Ernie Zampese, 1956 (Wisconsin).
Longest field goal: 60 yards, Don Shafer, 1986 (Notre Dame).

A Note on USC's Records

The records material on these pages has been compiled from a number of sources. Although official national individual records commenced only in 1937 (nearly 50 years after USC's first team), USC's game-by-game records generally extend back to the mid-1920s. Newspaper accounts of individual games, including some extraordinary individual performances, date back to 1889. Unfortunately, for some games in USC's first 20 years, only the final result has survived to the present.

These records have been compiled by USC's Sports Information Office (previously known as the Athletic News Service). Special mention should be made of the efforts of Tom Lawless, Dick Nash, Harley Tinkham, Chuck Weinstock, Al Wesson, Deke Houlgate, H.D. Thoreau and Mike Glenn, as well as Benny Ariatiga, Nick Schenck, Gabriel Alvarez, Meghan McElroy, Michelle Laug and Robbie Ellison.



ALL-TIME USC TEAM RECORDS



Longest winning streak: 25 games, 1931 to 1933 (Pac-12 record)(*original record: 34 games, 2003 to 2005, Pac-12 record, but 14 wins vacated due to NCAA penalty.*)

Longest Pac-12 winning streak: 19 games, 1987 to 1989 (*original record: 27 games, 2003 to 2006, Pac-12 record, but 9 wins vacated due to NCAA penalty.*)

Most consecutive conference games without defeat (includes ties): 28, 1971 to 1975 (Pac-12 record).

Longest home game winning streak: 21 games, 2001 to 2004 (*original record: 35 games, 2001 to 2007, Pac-12 record, but 6 wins vacated due to NCAA penalty.*)

Longest Pac-12 home game winning streak: 15 games, 2001 to 2004 (*original record: 24 games, 2001 to 2007, Pac-12 record, but 4 wins vacated due to NCAA penalty.*)

Longest Pac-12 road game winning streak: 11 games, 1971 to 1974, does not include 2 neutral site wins (*original record: 13 games, 2003 to 2006, but 5 wins vacated due to NCAA penalty.*)

Longest road game winning streak: 12 games, 1978 to 1980, does not include 2 neutral site wins (*original record: 18 games, 2003 to 2006, does not include 3 neutral site wins, but 7 wins vacated due to NCAA penalty.*)

Longest non-conference game winning streak: 20 games, 1977 to 1981.

Longest non-conference home game winning streak: 26 games, 1918 to 1924.

Longest non-conference road game winning streak: 10 games, 2006 to 2013, does not include 8 neutral site wins and 2 neutral site losses (*original record: 16 games, 2002 to 2013, does not include 8 neutral site wins and 2 neutral site losses, but 5 wins vacated due to NCAA penalty.*)

Longest November game winning streak: 13 games, 2001 to 2004 (*original record: 28 games, 2001 to 2009, but 3 wins vacated due to NCAA penalty.*)

Longest night home game winning streak: 16 games, 2006 to 2010 (*original record: 32 games, 1997 to 2010, but 3 wins vacated due to NCAA penalty.*)

Longest Greater Los Angeles-area winning streak: 23 games, 2001 to 2004 (*original record: 30 games, 2001 to 2005, but 7 wins vacated due to NCAA penalty.*)

Longest winning streak over AP Top 25-ranked teams: 12 games, 1977 to 1980 (*original record: 16 games, 2002 to 2005, NCAA record, but 6 wins vacated due to NCAA penalty.*)

Longest losing streak: 6 games, 1991.

Most consecutive games without a win: 8, 1941 to 1942.

Most consecutive games unscored upon: 6, 1943.

Most consecutive games without scoring: 2, 1941 and 1946.

Most consecutive games without being shut out: 304, 1997 to 2022 current (*original record 319 games, 1997 to 2021 but 15 scoring games vacated due to NCAA penalty.*)

Most consecutive winning seasons: 21, 1962 to 1982 (ties Pac-12 record).

Most consecutive wins over an opponent: 26, versus Oregon State, 1968 to 1999 (Pac-12 record).

Most consecutive bowl game victories: 9 (1923-24-30-32-33-39-40-44-45) (Pac-12 record).

Most consecutive weeks ranked No. 1 in AP poll: 33, 2003 to 2005 (NCAA record).

Most consecutive games ranked in AP Top 10: 63, 2002 to 2007.

Most consecutive games ranked in AP Top 25: 103, 2002 to 2009.

Most consecutive conference championships: 4, 1966 to 1969 (*original record: 7, 2002 to 2008, Pac-12 record, but 2 titles vacated due to NCAA penalty.*)

Most consecutive AP Top 4 finishes: 7, 2002 to 2008.

Most consecutive 11-win seasons: 3, 2006 to 2008 (*original record: 7, 2002 to 2008, 1 season vacated due to NCAA penalty.*)

Most consecutive BCS bowl appearances: 3, 2002 to 2004 and 2006 to 2008 (*original record: 7, 2002 to 2008, NCAA record, but 1 appearance vacated due to NCAA penalty.*)

Largest crowd: 120,000, Notre Dame at Soldier Field, Chicago, 1927.

Most victories by a first-year coach: 11, John Robinson, 1976; Lincoln Riley, 2022 (ties Pac-12 record).

Most consecutive sellouts: 12, 2005 to 2006.

Most consecutive home sellouts: 10, 2005 to 2006.

Most road sellouts: 5, 1978; 1979; 1980; 1982; 1985; 2005; 2007; 2016.

Most night games: 10, 2010; 2017.

Season

Best season: 1972, Won 12, Lost 0, Tied 0, Scored 467 to 134 (*original record: 2004, Won 13, Lost 0, Tied 0, Scored 496 to 169, but 2 wins vacated due to NCAA penalty*)

Most points scored: 638 (13 games), 2005.

Most points scored, conference games: 383 (8 games), 2005.

Fewest points scored: 64 (9 games), 1941.

Most touchdowns: 87 (13 games), 2005.

Fewest touchdowns: 10 (9 games), 1941.

Most extra points: 83 of 87 (13 games), 2005.

Fewest extra points: 4 (9 games), 1941.

Most field goals: 23 (12 games), 2021.

Most yards running: 3954 (12 games), 1929.

Most yards passing: 4696 (14 games), 2022.

Most yards running and passing: 7537 (13 games), 2005.

Fewest yards running and passing: 1795 (9 games), 1941.

Most passes attempted: 515 (14 games), 2022.

Most passes completed: 365 (13 games), 2019.

Most touchdown passes: 43, 2022 (14 games)

Fewest touchdown passes: 1 (10 games), 1946.

Highest percentage of completions: 71.0% (365-of-514), 2019.

Lowest percentage of passes had intercepted: 1.00% (5 in 513 attempts), 2022.

Most interceptions: 31 (11 games), 1952.

Most punt return yards: 827 (10 games), 1952 (Pac-12 record).

Most kickoff returns: 52 (14 games), 2015.

Most kickoff return yards: 1248 (13 games), 2010.

Fewest yards allowed on punt returns: 5 on 11 returns (12 games), 1976 (Pac-12 record).

Fewest average yards allowed on punt returns: 0.45 (5 yards on 11 returns) (12 games), 1976 (Pac-12 record).

Most first downs: 376 (13 games), 2005.

Most first downs passing: 192 (14 games), 2017.

Most penalties: 128 (12 games), 1999.

Highest average yards per game: 579.8 (13 games), 2005.

Highest average yards per play: 7.5 (13 games), 2005.

Highest average rushing yards per carry: 6.4 (13 games), 2005.

Highest punting average: 47.4 (13 games), 2003 (44 for 2084).

Highest scoring average: 49.1 (13 games), 2005.

Fewest average rushing yards per game allowed: 60.2, 2003.

Fewest average rushing yards per carry allowed: 1.8, 2003.

Fewest yards per completion allowed (min. 150 completions): 8.8, 2008 (NCAA record).

Consecutive games scoring 20 points: 37, 2002 to 2004 (*original record: 63, 2002 to 2006, 15 games vacated due to NCAA penalty.*)

Consecutive games scoring 30 points: 11, 2003 (*original record: 15, 2004 to 2006, but 14 games vacated due to NCAA penalty.*)

Consecutive games scoring 40 points: 7, 2003.

Most games scoring 30 points: 11, 2003 (*original record: 13, 2005, but 13 games vacated due to NCAA penalty.*)

Most games scoring 40 points: 8, 2003 (*original record: 9, 2005, but 9 games later vacated due to NCAA penalty.*)

Most games scoring 50 points: 4, 1925, 1929, 1930 (*original record: 7, 2005, but 7 games later vacated due to NCAA penalty.*)

Most points scored in 2 consecutive games: 138, 1905 (Whittier Reform, Alumni).

Most points scored in 3 consecutive games: 186, 1925, Whittier, Cal Tech, Pomona (*original record: 188, 2004 to 2005, Oklahoma, Hawaii, Arkansas, but record later vacated due to NCAA penalty.*)

Most points scored in 4 consecutive games: 214, 1925, Whittier, Cal Tech, Pomona, Utah (*original record: 233, 2004 to 2005 (Oklahoma, Hawaii, Arkansas, Oregon, but record later vacated due to NCAA penalty.*)

Most games lost on final play of regulation: 2, 2010 (Washington and Stanford, both field goals).

Most losses by AP pre-season No. 1 team: 6, 2012 (AP record).

Single Game

Largest margin of victory: 80 points (80-0) Pomona, 1925.

Highest winning score: same as above.

Lowest winning score: 3 points (3-0), 21st Infantry, 1917.

Highest losing score: 51 (62-51), Oregon, 2012.

Most points, both teams: 113, Oregon, 2012.

Most touchdowns: 12, Cal Tech, 1924; Pomona, 1925; Arizona, 1928; UCLA, 1929.

Most touchdowns one quarter: 6, Pomona, 1925; Arizona, 1928.

Most extra points: 10, Cal Tech, 1921, and Arkansas, 2005.

Most extra points one quarter: 5, Pomona, 1925; Montana, 1931; Wyoming, 1965.

Most field goals: 5, UCLA, 2004; UNLV, 2018.

Most plays: 105, Fresno State, 2014.

Most yards running: 753, UCLA, 1929 (Pac-12 record).

Fewest yards running: minus 23, TCU, 1998 (Sun Bowl).

Most yards passing: 515, UCLA, 2019.

Fewest yards passing: 0, Washington State, 1921; Cal Tech, 1923; California, 1931; Georgia, 1931; Washington, 1938; UCLA, 1940; Stanford, 1940; Stanford, 1942; College of Pacific, 1945.

Most yards running and passing: 978, Pomona, 1925 (Pac-12 record).

Fewest yards running and passing: 65, Ohio State, 1941.

Rushing for 300 yards and passing for 400 yards in a game: vs. Washington State, 2005 (312 rush, 433 pass)

Fewest yards passing (both teams): 0, USC-California, 1931.

Fewest passes completed (both teams): 0, same as above.

Most passes attempted: 57, Oregon, 2019.

Fewest passes attempted: 0, College of Pacific, 1945.

Most passes completed: 40, Arizona State, 2020.

Fewest passes completed: 0, same as "fewest yards passing" except for Washington State, 1921.

Highest percentage of passes completed (min. 10 comp.): 100% (11-of-11), Washington, 1965 (ties NCAA record).

Most touchdown passes: 7, Colorado, 2012; Colorado, 2014.

Most first downs: 43, Pomona, 1925 (ties Pac-12 record).

Fewest first downs: 1, Notre Dame, 1936; Notre Dame, 1950.

Most first downs rushing: 27, Stanford, 1977.

Most first downs penalty: 9, Oregon, 2019; Oregon State, 2021 (Pac-12 record).

Most passes intercepted: 8, California, 1982.

Most touchdowns on interception returns: 3, Arizona, 1982; Rice, 2022.

Most touchdowns on fumble returns: 2, UCLA, 2003 (ties NCAA record).

Most touchdowns on punt returns: 3, California, 2013 (ties NCAA record).

Most kickoff returns: 9, Oregon, 2012.

Highest kickoff return average (min. 6 rets.): 46.2, Washington State, 1970 (NCAA record).

Most opponent field goal attempts blocked, one quarter: 2, California, 1994; Arizona State, 2008 (ties NCAA record). (NOTE: USC blocked field goal in fourth quarter and in second overtime period versus California, 2003)

Most penalties: 21, Oregon, 1999 (ties Pac-12 record).





ALL-TIME OPPONENTS' RECORDS

(Individual)

Single Game

Most points: 30, Kenjon Barner (Oregon), 2012.
Most touchdowns: 5, Kenjon Barner (Oregon), 2012.
Most extra points: 8, Rob Beard (Oregon), 2012; Zane Gonzalez (Arizona State), 2013; Camden Lewis (Oregon), 2019; Nicholas Barr-Mira (UCLA), 2021.
Most field goals: 5, John Lee (UCLA), 1984; Kyle Brindza (Notre Dame), 2012.
Most yards running: 321, Kenjon Barner (Oregon), 2012.
Most yards passing: 526, Joe Theismann (Notre Dame), 1970.
Most yards running and passing: 505, Mike Bercovici (Arizona State), 2014.
Most times carried ball: 40, Joshua Kelley (UCLA), 2018.
Most passes attempted: 72, Anu Solomon (Arizona), 2014.
Most passes completed: 43, Anu Solomon (Arizona), 2014.
Most touchdown passes: 6, Vernon Adams Jr. (Oregon), 2015.
Most receptions: 16, Dalton Kincaid (Utah), 2002.
Most receiving yards: 263, J.J. Stokes (UCLA), 1992 (on 6 catches).
Most all-purpose yards: 461, Christian McCaffrey (Stanford), 2015 (Pac-12 Championship Game)

Single Play


Longest run from scrimmage: 91 yards, Bob Livingstone (Notre Dame), 1947.
Longest kickoff return: 100 yards, Gus White (San Diego Navy), 1944; Frank Brunk (California), 1949; Anthony Prior (Washington State), 1991; Tim Alexander (Oregon State), 1998; C.J. Jones (Iowa), 2002 (Orange Bowl); LeQuan Lewis (Arizona State), 2010; Darius Phillips (Western Michigan, 2017); Mykael Wright (Oregon), 2019; Ihmir Smith-Marsette (Iowa), 2019 (Holiday Bowl); Kazmier Allen (UCLA), 2021.
Longest punt return: 100 yards, Hugh McElhenny (Washington), 1951 (ties NCAA record).
Longest run with blocked punt: 76 yards, Orile Robbins (Oregon State), 1927 (Pac-12 record).
Longest run with intercepted pass: 100 yards, Jim Jurkovich (California), 1940 (ties NCAA record).
Longest run with fumble return: 85 yards, Courtney Jackson (Arizona State), 1996.
Longest run with intercepted lateral: 84 yards, Dave Brown (UCLA), 1943.
Longest pass play: 95 yards, Jeff Van Raaphorst to Aaron Cox (Arizona State), 1985.
Longest punt: 89 yards, Scott Tabor (California), 1987 (Pac-12 record).
Longest field goal: 59 yards, Rod Garcia (Stanford), 1973.

(Team)

Largest margin of victory: 51 points (51-0), Notre Dame, 1966.
Highest winning score: 62 points (62-51), Oregon, 2012; (62-41), Arizona State, 2013; UCLA, 2021.
Lowest winning score: 3 points (3-0), Stanford, 1935; Oregon State, 1967.
Highest losing score: 49, Penn State, 2016 (Rose Bowl) (52-49).
Most touchdowns: 9, Oregon, 2012; UCLA, 2021.
Most touchdowns one quarter: 4, March Field, 1943; UCLA, 1954; Stanford, 2009; Arizona State, 2013; Penn State, 2016 (Rose Bowl); Oregon, 2019.
Most points one quarter: 28, March Field, 1943; Arizona State, 2013; Penn State, 2016 (Rose Bowl); Oregon, 2019.
Most extra points one quarter: 4, March Field, 1943 (all kicks); California, 1991 (2 kicks, 1 pass); Arizona State, 2013 (all kicks); Penn State, 2016 (Rose Bowl) (all kicks); Oregon, 2019 (all kicks).
Most extra points: 8, Oregon, 2012; Arizona State, 2013; Oregon, 2019; UCLA, 2021.
Most field goals: 5, UCLA, 1984; Notre Dame, 2012.
Most plays: 101, Arizona, 2014.
Most yards running: 517, Notre Dame, 1946.
Fewest yards running: minus 28, California, 1980.
Most yards passing: 526, Notre Dame, 1970.
Fewest yards passing: minus 11, Iowa, 1976.
Most yards running and passing: 730, Oregon, 2012.
Fewest yards running and passing: minus 4, California, 1946 (Pac-12 record).
Most passes attempted: 72, Arizona, 2014.
Most passes completed: 44, Washington State, 2014.
Fewest passes completed: 0, Cal Tech, 1926; California, 1926; Oregon, 1920; California, 1931; Oregon, 1932; California, 1934; Montana, 1935; Oregon, 1936; UCLA, 1946; Washington State, 1950; Minnesota, 1955; Oregon, 1956; Colorado, 1963; Oklahoma, 1971; UCLA, 1971; Oregon State, 1993.
Most touchdown passes: 6, Oregon, 2015.
Most first downs: 37, Arizona, 2011; Oregon, 2012.
Fewest first downs: 0, Oregon, 1920; Oregon State, 1938; Army, 1951.
Most first downs by penalty: 8, Oregon, 1999.
Highest average per punt (min. 5 punts): 55.6, California, 1987.
Most fumbles: 11, UCLA, 1975 (ties Pac-12 record).
Most fumbles lost: 8, UCLA, 1975 (Pac-12 record).
Fewest penalties: 0, California, 1971; Washington State, 1994 (ties Pac-12 record).
Fewest yards penalized: 0, California, 1971 and 1993; Washington State, 1994 (ties Pac-12 record).




WILLIE MCGINEST



JEFF FISHER



ROD SHERMAN



ERNIE SMITH



TIM ROSSOVICH



ARTIMUS PARKER



MORT KAER



PAT HOWELL





USC's NCAA Stat Champions

(Regular season statistics only through 2001)
(From 1970 on, rankings based on per game averages instead of figure totals)

Individual

Rushing

1965--Mike Garrett (267 atts., 1440 yds.)
1967--O.J. Simpson (266, 1415)
1968--O.J. Simpson (355, 1523)
1975--Ricky Bell (357, 1875, 170.5 avg.)
1979--Charles White (293, 1803, 180.3)
1981--Marcus Allen (403, 2342, 212.9)

Passing Efficiency

1978--Paul McDonald (152.8)

Passing Touchdowns

2022--Caleb Williams (42)

Points Responsible For Per Game

2022--Caleb Williams (312)

Completions

2020--Kedon Slovis (29.5)

Scoring

1981--Marcus Allen (138 pts., 12.5 avg.)

Interceptions

1941--Bobby Robertson (9 ints., 126 yds)
1944--Jim Hardy (8, 73)
1980--Ronnie Lott (8, 166, 0.73 avg.) TIED

Punting

1952--Des Koch (47 punts, 2043 yds., 43.5 avg.)

Punt Returns

1967--Mike Battle (47 rets., 570 yds., 12.1 avg.)

Kickoff Returns

1974--Anthony Davis (11 rets., 467 yds., 42.5 avg.)

Sacks

2003--Kenechi Udeze (16.5)
2022--Tuli Tuipulotu (13.5)

All-Purpose Running

1967--O.J. Simpson (1700 yds., 188.9 avg.)
1968--O.J. Simpson (1966, 196.6)
1978--Charles White (2096, 174.7)
1979--Charles White (1941, 194.1)
1980--Marcus Allen (1794, 179.4)
1981--Marcus Allen (2559, 232.6)
2005--Reggie Bush* (2890, 222.3)

Team

Total Offense

2005--579.8 avg.

Scoring Defense

1952--4.7 avg.
2008--9.0 avg.

Rushing Defense

1989--61.5 avg.
2003--60.2 avg.
2004--79.4 avg.

Pass Defense

2008--134.4 avg

Pass Efficiency Defense

2008--85.8 rating

Turnovers Lost

2022--7

Kickoff Returns

1955--25.8 avg.
1974--25.7 avg.

Net Punting

2003--43.7 avg.

Sacks

2017--46

Turnover Margin

1987--+1.64
2004--+1.46
2022--+1.57

Most Improved Record

1962--+6
1972--+5 TIE

USC's Pac-12 Stat Champions

(Regular season statistics only through 2001)
(From 1970 on, rankings based on per game averages instead of figure totals)

Individual

Total Offense

1973--Pat Haden (1757 yds., 159.7 avg.)
2005--Matt Leinart (3851 yds., 296.2 avg.)
2006--John David Booty (3294 yds, 253.4 avg.)
2008--Mark Sanchez (3223 yards, 247.9 avg.)
2020--Kedon Slovis (1864 yds., 310.7 avg.)

Rushing

1956--C.R. Roberts (120 atts., 775 yds.)
1959--Jerry Traynham (123, 583)
1963--Mike Garrett (127, 833)
1964--Mike Garrett (217, 948)
1965--Mike Garrett (267, 1440)
1967--O.J. Simpson (266, 1415)

1968--O.J. Simpson (355, 1709)
1969--Clarence Davis (282, 1275)
1972--Anthony Davis (184, 1034, 94.0 avg.)
1974--Anthony Davis (288, 1354, 123.1)
1975--Ricky Bell (357, 1875, 170.5)
1976--Ricky Bell (276, 1417, 141.7)
1977--Charles White (264, 1291, 117.4)
1978--Charles White (342, 1760, 146.7)
1979--Charles White (293, 1803, 180.3)
1980--Marcus Allen (354, 1563, 156.3)
1981--Marcus Allen (403, 2342, 212.9)
1987--Steven Webster (239, 1109, 110.9)
1989--Ricky Ervins (239, 1269, 115.4)

Passing

1978--Paul McDonald (1667 yds., 151.5 avg.)
1994--Rob Johnson (150.3 rating)
2002--Carson Palmer (149.1 rating)
2003--Matt Leinart (164.5 rating)
2004--Matt Leinart (156.5 rating)
2006--John David Booty (144.0 rating)
2008--Mark Sanchez (164.6 rating)

Passing Touchdowns

2022--Caleb Williams (42)

Points Responsible For Per Game

2022--Caleb Williams (312)

Passing Yards per Completion

2022--Caleb Williams (13.61)

Yards Per Pass Attempt

2022--Caleb Williams (9.07)

Passing Efficiency

2003--159.1
2006--142.8
2008--163.1
2022--169.20

Receptions

1963--Willie Brown (34 recs., 448 yds.)
1973--Lynn Swann (37, 667, 3.4 avg.)
1993--Johnnie Morton (78, 1373, 6.5 avg.)
1995--Keyshawn Johnson (90, 1218, 8.2 avg.)
2006--Dwayne Jarrett (70, 1,015, 5.8 avg.)
2011--Robert Woods (111, 1,292, 9.3 avg.)
2012--Marqise Lee (118, 1,721, 9.1 avg.)
2019--Michael Pittman Jr. (101, 1,275, 7.8 avg.)

Receiving Yards

1993--Johnnie Morton (78, 1,373, 114.4)
1994--Keyshawn Johnson (58, 1140, 114.0)
1995--Keyshawn Johnson (90, 1218, 110.7)
2009--Damian Williams (70, 1010, 84.2)
2012--Marqise Lee (118, 1,721, 132.4)
2015--JuJu Smith-Schuster (89, 1454, 103.9)

All-Purpose Running

2004--Reggie Bush* (231 pl., 2330 yds., 179.2 avg.)
2005--Reggie Bush* (283 pl., 2890 yds., 222.3 avg.)
2012--Marqise Lee (161 pl, 2683 yds, 206.4 avg.)
2014--Javorius Allen (317 pl., 1947 yds, 149.8 avg)

Scoring

1955--Jon Arnett (108 pts.)
1964--Mike Garrett (62)
1965--Mike Garrett (96)
1967--O.J. Simpson (66) TIE
1968--O.J. Simpson (132)
1972--Anthony Davis (108, 9.8 avg.)
1974--Anthony Davis (112, 10.2)
1976--Ricky Bell (86, 7.8)
1978--Charles White (80, 6.7)
1979--Charles White (108, 9.8)
1981--Marcus Allen (138, 12.5)
1990--Quin Rodriguez (84, 7.6) TIE
2004--Ryan Killeen (112, 8.6)
2005--LenDale White (156, 12.0)

Interceptions

1969--Tyrone Hudson (6 ints., 129 yds.) TIE
1970--Ron Ayala (8, 113, 0.80 avg.)
1973--Artimus Parker (8, 100, 0.73)
1974--Charles Phillips (7, 302, 0.64)
1976--Dennis Thurman (8, 170, 0.73)
1980--Ronnie Lott (8, 166, 0.73) TIE
1989--Mark Carrier (7, 58, 0.64)
1994--John Herpin (5, 21, 0.5)
2003--Will Poole (7, 70, 0.5) TIE
2020--Talanoa Hufanga (4, 90, 0.7)

Punt Returns

1972--Lynn Swann (18 rets., 253 yds., 14.1 avg.)
1975--Danny Reece (26, 409, 15.7)
1979--Raymond Butler (21, 303, 14.4)
2004--Reggie Bush* (24, 376, 15.7)
2009--Damian Williams (24, 340, 14.2)

2013--Nelson Agholor (18, 343, 19.1)
2016--Adoree' Jackson (20, 315, 15.8)
2018--Tyler Vaughns (19, 199, 10.5)

Kickoff Returns

1970--Clarence Davis (14 rets., 444 yds., 31.8 avg.)
1974--Anthony Davis (11, 467, 42.5)
2003--Reggie Bush (18, 492, 27.3)
2012--Marqise Lee (29, 822, 28.3)
2016--Adoree' Jackson (26, 767, 29.5)

Punting

1951--Des Koch (33 punts, 1430 yds., 43.3 avg.)
1952--Des Koch (47, 2043, 43.5)
1953--Des Koch (22, 981, 44.6)
1961--Ernie Jones (38, 1504, 39.6)
1962--Ernie Jones (58, 2292, 39.1)
1963--Ernie Jones (43, 1690, 39.3)
1995--John Stonehouse (44, 1918, 43.6)
1996--Jim Wren (66, 3006, 45.5)
2003--Tom Malone (42, 2060, 49.0)
2004--Tom Malone (49, 2144, 43.8)

Field Goals

2001--David Davis (15 field goals, 1.36 avg.)
2021--Parker Lewis (17 field goals, 1.70 avg.)

Field Goal Percentage

2001--David Davis (15-of-17 field goals, 88.2%)
2006--Mario Danelo (15-of-16 field goals, 93.8%)

Total Points Scored

2022--Denis Lynch (119)

Tackles For Loss

2003--Kenechi Udeze (26.0 TFL, 2.0 avg.)
2022--Tuli Tuipulotu (22.0 TFL, 1.6 avg.)

Sacks

2003--Kenechi Udeze (16.5 sacks, 1.3 avg.) TIE
2011--Nick Perry (9.5 sacks, 0.7 avg.)
2022--Tuli Tuipulotu (13.5 sacks, 0.96 avg.)

Deflections

2003--Will Poole (26 DFL, 2.0 avg.)

Fumbles Recovered

2009--Jurrell Casey (3 FR, 0.2 avg.) TIE
2022--Solomon Byrd (2)
Stanley Ta'ufo'ou (2)

**Participation later vacated for 2 games in 2004 and 12 games in 2005 due to NCAA penalty*

Team

Total Offense

1956--348.1 avg.
1962--327.4
1963--327.4
1964--352.6
1965--374.8
1970--451.0
1972--430.1
1976--432.5
1977--450.8
1979--466.9
1989--457.2
1995--414.3
2001--415.9
2002--449.2
2005--579.8
2021--443.9

Rushing Offense

1956--289.5 avg.
1959--249.3
1965--256.2
1969--216.2
1970--249.8
1974--282.5
1977--259.7
1978--247.5
1979--276.6
1980--226.3
1981--209.4
2005--260.0

Passing Offense

1961--116.5 avg.
1966--141.4
2006--263.8
2008--259.9
2020--319.3
2021--298.3

Scoring Offense

1962--21.9 avg.
1964--20.7
1965--26.2
1967--25.8
1970--31.2

Total Defense

1972--38.6
1974--31.3
1979--33.8
2002--35.8
2003--41.1
2004--38.2
2005--49.1
2022--41.4

Total Defense

1959--184.4 avg.
1962--237.6
1963--241.8
1966--232.4
1967--203.1
1969--247.1
1972--230.4
1973--301.9
1974--260.7
1975--287.4
1976--271.6
1977--277.4
1980--234.3
1981--285.3
1988--268.9
1989--238.8
1998--329.8
2002--284.9
2004--279.3
2006--295.8
2007--273.2
2008--221.8
2013--335.2

Rushing Defense

1956--148.5 avg.
1959--98.1
1965--121.8
1966--104.6
1967--82.7
1969--95.6
1970--129.4
1972--94.2
1974--141.5



USC STATISTICAL CHAMPIONS

1975--142.0
1976--129.5
1977--141.1
1978--91.3
1979--127.0
1980--96.7
1988--76.6
1989--61.5
1997--93.8
1999--117.3
2002--83.2
2003--60.2
2004--79.4
2006--91.1
2008--87.4

Passing Defense

1957--79.5 avg.
1961--66.6
1963--94.6
1980--137.5
1985--147.2
1993--156.4
1998--187.3
2007--189.0
2008--134.4

Scoring Defense

1962--5.5 avg.
1963--11.4
1965--9.2
1966--11.4
1967--8.4
1972--10.6
1973--14.5
1974--11.4
1975--12.8
1976--12.1
1978--11.9
1980--12.2
1981--13.1
1988--14.7
1989--11.1
1995--16.4
1998--17.8
2001--17.9
2002--18.5
2003--18.4
2004--13.0
2006--15.2
2007--16.0
2008--9.0
2009--19.9

Turnover Margin

1994--+1.0
1999--+1.2
2001--+1.3 TIE
2003--+1.5
2004--+1.5
2005--+1.6
2022--+1.57

Pass Efficiency Defense

2006--110.7
2007--102.1
2008--85.8
2009--106.0

Net Punting

2003--43.7

Kickoff Returns

2008--26.5
2012--26.4

Punt Returns

2013--13.3
2016--15.3

Passes Had Intercepted

2022--5

Passes Intercepted

2022--19

Turnovers Gained

2022--29

Turnovers Lost

2022--7





TOP USC INDIVIDUAL PERFORMANCES

USC 100-YARD RUSHING GAMES (Since 1926)

PLAYER	DATE	OPPONENT	SITE	ATT-YARDS
Ricky Bell	10- 9-1976	Washington St.	N18	51-347
Reggie Bush*	11-19-2005	Fresno State	Home	23-294
Marcus Allen	10-31-1981	Washington St.	Home	44-289
Marcus Allen	9-19-1981	Indiana	Away	40-274
Charles White	10-20-1979	Notre Dame	Away	44-261
Reggie Bush*	12- 3-2005	UCLA	Home	24-260
Ricky Bell	9-12-1975	Duke	Home	34-256
C. R. Roberts	9-22-1956	Texas	Away	12-251
Charles White	1- 1-1980	Ohio State	N5	39-247
Marcus Allen	11- 7-1981	California	Away	46-243
Charles White	11-10-1979	Washington	Away	38-243
O.J. Simpson	11-16-1968	Oregon State	Home	47-238
O.J. Simpson	9-21-1968	Minnesota	Away	39-236
O.J. Simpson	10-21-1967	Washington	Away	30-235
Shawn Walters	10-15-1994	Stanford	Away	31-234
Russ Saunders	9-28-1929	UCLA	Home	14-234
Ronald Jones II	10-27-2016	California	Home	18-223
Marcus Allen	10- 3-1981	Oregon State	Away	35-233
Allen Bradford	10-2-2010	Washington	Home	21-223
Charles White	10-13-1979	Stanford	Home	32-221
Cotton Warburton	10- 7-1933	Washington St.	Home	14-221
Chauncey Washington	11-10-2007	California	Away	29-220
O.J. Simpson	10-12-1968	Stanford	Away	47-220
Marcus Allen	11-21-1981	UCLA	Home	40-219
Ricky Bell	10-11-1975	Washington St.	Home	38-217
Ronald Jones II	10-28-2017	Arizona State	Away	18-216
Marcus Allen	11-15-1980	Washington	Home	30-216
Marcus Allen	9-27-1980	Minnesota	Away	42-216
Ricky Bell	9-19-1975	Oregon State	Home	28-215
Allen Bradford	12-4-2010	UCLA	Away	28-212
Marcus Allen	10-10-1981	Arizona	Home	26-211
Marcus Allen	9-12-1981	Tennessee	Home	22-210
Mike Garrett	11-20-1965	UCLA	Home	40-210
Marcus Allen	9-26-1981	Oklahoma	Home	39-208
Shawn Walters	9-24-1994	Baylor	Home	31-207
Anthony Davis	10-28-1972	Oregon	Away	25-206
Aca'Cedric Ware	11-3-2018	Oregon State	Away	17-205
Javorius Allen	10-11-2014	Arizona	Away	26-205
Charles White	11-25-1978	Notre Dame	Home	37-205
O.J. Simpson	11-23-1968	UCLA	Home	40-205
Mike Garrett	10-16-1965	Stanford	Home	31-205
Keaontay Ingram	10-30-2021	Arizona	Home	27-204
Reggie Bush*	12-4-2004	UCLA	Away	15-204
Ryan Knight	11-15-1986	California	Home	36-204
Mazio Royster	10- 6-1990	Washington St.	Home	34-203
Morley Drury	10-29-1927	California	Home	42-203
Marcus Allen	10-11-1980	Arizona	Away	41-201
Charles White	11- 4-1978	Stanford	Away	38-201
Ricky Ervins	9-29-1990	Ohio State	Away	28-199
Charles White	9-23-1978	Alabama	N9	29-199
Charles White	10-27-1979	California	Away	44-198
Clarence Davis	10-11-1969	Stanford	Home	39-198
LenDale White	10- 1-2005	Arizona State	Away	19-197
Clarence Davis	11- 8-1969	Washington St.	Home	34-196
Marcus Allen	11- 8-1980	Stanford	Away	34-195
Ricky Bell	11- 8-1975	Stanford	Home	35-195
Anthony Davis	11-23-1974	UCLA	Home	31-195
Anthony Davis	11- 4-1972	Washington St.	N11	31-195
Ronald Jones II	11-4-2017	Arizona	Home	27-194
Charles White	11-24-1979	UCLA	Home	35-194
Anthony Davis	10-12-1974	Washington St.	N13	26-194
Ricky Bell	9-18-1976	Oregon	Away	32-193
Orv Mohler	10- 4-1930	Oregon State	Home	26-192
Ricky Bell	11-15-1975	Washington	Away	42-190
O.J. Simpson	9-30-1967	Michigan State	Away	31-190
O.J. Simpson	9-28-1968	Northwestern	Away	34-189
Charles White	9-17-1977	Oregon State	Away	38-188
O.J. Simpson	11-11-1967	Oregon State	Away	33-188
Sam Cunningham	10- 9-1971	Oregon	Home	23-187
Charles White	10-28-1978	California	Home	31-187
Charles White	12-31-1977	Texas A&M	N10	21-187
Estrus Crayton	11-16-1991	Arizona	Away	27-185
Charles White	9-29-1979	LSU	Away	31-185
Willie Brown	9-29-1961	SMU	Home	13-183
Morley Drury	12- 3-1927	Washington	Home	17-183
Stevt Kaer	10-23-1926	California	Away	27-183
Steven Webster	10-17-1987	Washington	Away	40-182
Jon Arnett	10- 6-1956	Wisconsin	Away	25-182
Clarence Davis	10- 4-1969	Oregon State	Away	29-181
Ricky Ervins	9-16-1989	Utah State	Home	15-180
Mike Garrett	11-21-1964	UCLA	Home	28-180
LenDale White	10- 8-2005	Arizona	Home	24-179
Jon Arnett	10-16-1954	Oregon	N15	18-179

Bob Robertson	11-30-1940	UCLA	Home	33-179
Orv Mohler	9-27-1930	UCLA	Home	18-179
Anthony Davis	11-18-1972	UCLA	Home	26-178
Ronald Jones II	11-7-2015	Arizona	Home	19-177
Ricky Bell	9-25-1976	Purdue	Away	37-177
O.J. Simpson	11-18-1967	UCLA	Home	30-177
Manual Laraneta	10-16-1926	Occidental	Home	25-177
Sultan McCullough	10-12-2002	California	Home	39-176
Sultan McCullough	11-4-2000	Arizona State	Away	23-176**
Orv Mohler	10-10-1931	Washington St.	Home	18-176
Mazio Royster	11- 3-1990	California	Home	24-175
Mike Garrett	10- 9-1965	Washington	Away	31-175
Aca'Cedric Ware	9-29-2018	Arizona	Away	21-173
Ricky Ervins	11-18-1989	UCLA	Home	28-173
Charles White	9-16-1978	Oregon	Away	32-173
Ricky Bell	9-11-1976	Missouri	Home	29-172
O.J. Simpson	10-19-1968	Washington	Home	33-172
Mike Garrett	10- 2-1965	Oregon State	Home	31-172
Ronald Jones II	11-5-2016	Oregon	Home	20-171
Fred Crutcher	10- 6-1984	Washington St.	Away	37-171
O.J. Simpson	1- 1-1969	Dhio State	N5	28-171
Aramis Dandoy	9-19-1953	Washington St.	Away	19-169
Sultan McCullough	9-1-2001	San Jose State	Home	25-167
Charles White	11- 3-1979	Arizona	Home	32-167
Ricky Bell	11-20-1976	UCLA	Home	36-167
Ricky Bell	10-25-1975	Notre Dame	Away	40-165
Clarence Davis	9-27-1969	Northwestern	Home	21-165
Rod McNeill	11- 3-1973	California	Away	24-164
O.J. Simpson	11- 9-1968	California	Home	31-164
Mort Kaer	10-16-1926	Occidental	Home	12-164
Curtis McNeal	11-10-2012	Arizona State	Home	31-163
Ricky Bell	10- 4-1975	Iowa	Away	26-163
O.J. Simpson	10- 5-1968	Miami (Fla.)	Home	38-163
Curtis McNeal	11-17-2012	UCLA	Away	21-161
Marc Tyler	11-13-2010	Arizona	Away	31-161
Steven Webster	11-14-1987	Arizona	Home	34-161
Zeph Lee	9- 8-1984	Utah State	Home	11-161
Al Carmichael	10-28-1950	Oregon	Home	14-161
Reggie Bush*	10-15-2005	Notre Dame	Away	15-160
Leroy Holt	10-14-1989	California	Away	21-160
Anthony Davis	10-19-1974	Oregon	Away	38-160
O.J. Simpson	10- 7-1967	Stanford	Home	29-160
Ronald Jones II	9-2-2017	Western Michigan	Home	18-159
Marcus Allen	10-18-1980	Oregon	Away	35-159
Mike Garrett	11-15-1963	Oregon State	Home	26-159
Silas Redd	9-22-2012	California	Home	21-158
Reggie Bush*	10- 1-2005	Arizona State	Away	17-158
Delon Washington	11-11-1995	Oregon State	Away	28-158
Lou Harris	11- 6-1971	Washington St.	Home	29-158
O.J. Simpson	9-23-1967	Texas	Home	30-158
LenDale White	10-29-2005	Washington St.	Home	20-157
Mazio Royster	11-17-1990	UCLA	Away	31-157
Steven Webster	10-31-1987	Washington St.	Home	23-157
Anthony Davis	1- 1-1973	Ohio State	N5	23-157
Jerry Traynham	10-17-1959	Washington	Away	23-157
Jon Arnett	10-20-1956	Washington	Home	22-157
Charles White	9- 9-1978	Texas Tech	Home	30-156
Mike Garrett	11-13-1965	Pittsburgh	Home	26-156
Silas Redd	10-13-2012	Washington	N24	26-155
Marcus Allen	11-14-1981	Washington	Away	38-155
Charles White	9-10-1977	Missouri	Away	35-155
Austin Jones	11-26-2022	Notre Dame	Home	25-154
Javorius Allen	9-6-2014	Stanford	Away	23-154
Marc Tyler	9-2-2010	Hawaii	Away	17-154
LenDale White	12- 3-2005	UCLA	Home	14-154
Charles White	10-21-1978	Oregon State	Home	22-154
Charles White	10-29-1977	California	Away	32-154
Mike Garrett	9-25-1965	Wisconsin	Away	24-154
Chad Morton	10-2-1999	Oregon State	Home	27-153
Deon Strother	11- 2-1991	California	Away	17-153
Marcus Allen	10-17-1981	Stanford	Home	40-153
Charles White	9-22-1979	Minnesota	Home	10-153
Javorius Allen	12-27-2014	Nebraska	N25	26-152
Sultan McCullough	10-14-2000	Oregon	Home	23-152
Delon Washington	11-18-1995	UCLA	Home	30-152
Charles White	12- 2-1978	Hawai'i	Away	31-152
Dwight Ford	12-31-1977	Texas A&M	N10	13-152
C. R. Roberts	10-20-1956	Washington	Home	17-152
Jess Hill	9-28-1929	UCLA	Home	14-152
Tre Madden	9-7-2013	Washington St.	Home	32-151
Chad Morton	10-23-1999	Stanford	Home	22-151
Ricky Ervins	11-11-1989	Arizona	Away	21-151
Clarence Davis	9-26-1970	Iowa	Away	17-151
Gus Shaver	10-18-1930	Utah State	Home	16-151
O.J. Simpson	10-14-1967	Notre Dame	Away	38-150
Don Williams	11-19-1927	Washington St.	Home	20-150
Travis Dye	10-8-2022	Washington St.	Home	28-149
Marc Tyler	9-24-2011	Arizona State	Away	22-149
LenDale White	11-1-2003	Washington St.	Home	12-149
Todd Spencer	10- 2-1982	Oregon	Home	29-149



TOP INDIVIDUAL PERFORMANCES

Anthony Davis	9-28-1974	Pittsburgh	Away	33-149	Justin Davis	9-23-2016	Utah	Away	10-126
Don Williams	10-13-1928	St. Mary's	Home	33-149	Estrus Crayton	11-23-1991	UCLA	Home	21-126
Curtis McNeal	11-12-2011	Washington	Home	18-148	Ricky Ervins	1- 1-1990	Michigan	N5	30-126
Mike Hull	11-19-1966	UCLA	Home	14-148	Mike Harper	9-15-1979	Oregon State	Away	20-126
Allen Bradford	10-24-2009	Oregon State	Home	15-147	Charles White	11- 5-1977	Stanford	Home	16-126
Ryan Knight	11-23-1985	UCLA	Home	32-147	Lou Harris	11-13-1971	Washington	Away	24-126
Marcus Allen	10-24-1981	Notre Dame	Away	33-147	Russ Saunders	12-14-1929	Carnegie Tech	Home	24-126
Anthony Davis	11-16-1974	Washington	Home	29-147	Joe McKnight	1-1-2008	Illinois	N5	10-125
Gus Shaver	11- 7-1931	Stanford	Home	23-147	Reggie Bush*	9-17-2005	Arkansas	Home	8-125
Fred Crutcher	11- 3-1984	Stanford	Away	41-146	Justin Fargas	11-16-2002	Arizona State	Home	26-125
Mike Garrett	9-17-1965	Minnesota	Home	33-146	Mazio Royster	12-31-1990	Michigan State	N3	32-125
Javorius Allen	11-123-2013	Colorado	Away	21-145	Mazio Royster	11-10-1990	Oregon State	Away	26-125
Curtis McNeal	10-29-2011	Stanford	Home	20-145**	Clark Holden	10-24-1959	Stanford	Home	22-125
Joe McKnight	9-5-2009	San Jose State	Home	14-145	Ernie Zampese	12- 1-1956	Notre Dame	Home	20-125
Charles White	11-18-1978	UCLA	Home	33-145	Keaontay Ingram	10-2-2021	Colorado	Away	14-124
Anthony Davis	11-24-1973	UCLA	Home	27-145	Curtis McNeal	11-26-2011	UCLA	Home	12-124
Hal Tobin	10-15-1960	California	Home	17-145	LenDale White	1- 4-2006	Texas	N5	20-124
Stafon Johnson	9-15-2007	Nebraska	Away	11-144	Reggie Bush*	9-18-2004	BYU	Away	14-124
Delon Washington	11- 4-1995	Stanford	Home	22-144	Scott Lockwood	10-20-1990	Arizona	Home	16-124
Aaron Emanuel	10- 4-1986	Oregon	Home	17-144	Ricky Ervins	10-14-1989	California	Away	31-124
Javorius Allen	10-4-2014	Arizona State	Home	29-143	Dwight Ford	11- 5-1977	Stanford	Home	11-124
Joe McKnight	10-11-2008	Arizona State	Home	11-143	Rod Connors	9-24-1977	TCU	Home	13-124
Chad Morton	11-20-1999	UCLA	Home	36-143	Pete Beathard	11-11-1961	Stanford	Home	9-124
Chad Morton	9-14-1996	Oregon State	Home	13-143	Justin Davis	10-1-2016	Arizona State	Home	14-123
Anthony Davis	10-26-1974	Oregon State	Home	26-143	Javorius Allen	11-30-2013	UCLA	Home	20-123
Willie Brown	11-17-1962	Navy	Home	8-143	LenDale White	9-11-2004	Colorado State	Home	14-123
Ronald Jones II	11-11-2017	Colorado	Away	25-142	Chad Morton	9-19-1998	Oregon State	Home	23-123
Joe McKnight	11-14-2009	Stanford	Home	16-142	Fred Crutcher	9-18-1982	Indiana	Home	28-123
Charles White	10- 6-1979	Washington St.	Home	17-142	Sam Cunningham	10- 2-1971	Oklahoma	Away	26-123
Justin Davis	11-21-2015	Oregon	Away	16-141	Jon Arnett	1- 1-1955	Ohio State	N5	9-123
Ronald Jones II	12-1-2017	Stanford	N26	30-140	Ronald Jones II	11-18-2017	UCLA	Home	28-122
Silas Redd	11-1-2013	Oregon State	Away	22-140	Aca'Cedric Ware	11-4-2017	Arizona	Home	14-122
LenDale White	10-4-2003	Arizona State	Away	21-140	Justin Davis	9-28-2013	Arizona State	Away	10-122
Estrus Crayton	11-21-1992	UCLA	Away	28-140	Stafon Johnson	9-29-2007	Washington	Away	14-122
Morley Drury	10-15-1927	Stanford	Away	39-140	Reggie Bush*	9-24-2005	Oregon	Away	20-122
Justin Fargas	10-26-2002	Oregon	Away	27-139	Justin Fargas	1-2-2003	Iowa	N20	20-122
Keaontay Ingram	10-23-2021	Notre Dame	Away	24-138	Sultan McCullough	10-28-2000	California	Home	15-122
Frank Gifford	11- 3-1951	Army	N17	26-138	LaVale Woods	9-14-1996	Oregon State	Home	12-122
Orv Mohler	10-18-1930	Utah State	Home	17-138	Deon Strother	10-12-1991	Washington St.	Away	22-122
Don Burnside (Doll)	11- 4-1944	San Diego Navy	Home	16-137	Aaron Emanuel	10-19-1985	Stanford	Home	21-122
Gus Shaver	10-10-1932	Washington St.	Home	27-137	Ryan Knight	10-27-1984	California	Home	22-122
Sultan McCullough	9-23-2000	San Jose State	Home	21-136	Anthony Davis	11-17-1973	Washington	Away	26-122
Charles White	11- 6-1976	Stanford	Away	23-136	Mike Garrett	10-31-1964	Washington	Home	26-122
Ricky Bell	11-28-1975	UCLA	Away	36-136	Grenny Lansdell	10-28-1939	California	Away	22-122
Blanchard Beatty	11- 1-1930	Denver	Home	31-136	Cotton Warburton	11-12-1932	Oregon	Home	20-122
Javorius Allen	11-9-2013	California	Away	6-135	Marshall Duffield	10-19-1929	Occidental	Home	9-122
Delon Washington	10- 7-1995	California	Away	29-135	Russ Saunders	11-24-1928	Idaho	Home	27-122
Ricky Ervins	10- 1-1988	Arizona	Away	26-135	Ronald Jones II	11-19-2016	UCLA	Away	18-121
Ryan Knight	11-16-1985	Washington	Away	44-135	Broderick Green	10-18-2008	Washington St.	Away	18-121
Fred Crutcher	10-13-1994	Oregon	Away	24-135	Aaron Emanuel	9-10-1988	Stanford	Away	17-121
Charles White	11-22-1977	Notre Dame	Away	25-135	Ricky Bell	11- 1-1975	California	Away	27-121
Sam Cunningham	9-12-1970	Alabama	Away	12-135	Mike Garrett	10-10-1964	Texas A&M	Home	24-121
Frank Gifford	10-20-1951	California	Away	18-135	Bob Robertson	12- 7-1940	Notre Dame	Home	26-121
Vavae Malepeai	8-31-2019	Fresno State	Home	23-134	Austin Jones	11-19-2022	UCLA	Away	21-120
Ronald Jones II	11-26-2016	Notre Dame	Home	16-134	Tre Madden	10-8-2015	Washington	Home	17-120
Ben Wilson	10-28-1961	Illinois	Home	20-134	Justin Fargas	11-30-2002	Notre Dame	Home	20-120
Jon Arnett	10-14-1955	Wisconsin	Home	13-134	Chad Morton	11-21-1998	UCLA	Away	19-120
George Callanan	11-18-1944	California	Away	14-134	Michael Harper	11-19-1983	UCLA	Home	27-120
Travis Dye	9-24-2022	Oregon State	Away	19-133	Anthony Gibson	10-16-1982	Stanford	Away	19-120
Javorius Allen	8-30-2014	Fresno State	Home	22-133	Charles White	10- 2-1976	Iowa	Home	15-120
Javorius Allen	11-1-2013	Oregon State	Away	16-133	Ted Tannehill	10-27-1945	Washington	Away	22-120
Scott Lockwood	10-15-1988	Washington	Home	27-133	Stephen Carr	9-9-2017	Stanford	Home	11-119
Marcus Allen	11- 1-1980	California	Home	29-133	Marc Tyler	11-6-2010	Arizona State	Home	12-119
Lynn Cain	10-28-1978	California	Home	13-133	Joe McKnight	10-3-2009	California	Away	20-119
Amby Schindler	10-16-1937	Oregon	Home	16-133	Chauncey Washington	11-11-2006	Oregon	Home	15-119
Al Maloney	11- 1-1930	Denver	Home	24-133	Steven Webster	9-19-1987	Boston College	Home	24-119
Sultan McCullough	10-6-2001	Washington	Away	32-132	Ricky Bell	10- 2-1976	Iowa	Home	28-119
Mazio Royster	9-28-1991	Oregon	Away	29-132	Anthony Davis	11- 9-1974	Stanford	Away	22-119
Ricky Ervins	9-30-1989	Washington St.	Away	22-132	Anthony Davis	11- 2-1974	California	Home	39-119
Steven Webster	10- 3-1987	Oregon State	Home	26-132	Allen Carter	11- 2-1974	California	Home	20-119
Marcus Allen	10- 4-1980	Arizona State	Home	36-132	Mike Garrett	11-30-1963	UCLA	Home	12-119
Marcus Allen	9-13-1980	Tennessee	Away	39-132	Marshall Duffield	10-25-1930	Stanford	Away	17-119
Clarence Davis	11- 1-1969	California	Away	34-132	Curtis McNeal	10-22-2011	Notre Dame	Away	24-118
Inky Wotkyns	11-17-1934	Oregon	Home	22-132	LenDale White	1-4-2005	Oklahoma	N20	15-118
Allen Bradford	9-18-2010	Minnesota	Away	12-131	LenDale White	11-13-2003	Arizona	Home	16-118
Clarence Davis	10-17-1970	Washington	Home	34-131	Petros Papadakis	10-10-1998	California	Home	13-118
Russ Saunders	11-30-1929	Washington St.	Home	30-131	Delon Washington	9-30-1995	Arizona State	Home	25-118
Aca'Cedric Ware	10-27-2016	California	Home	20-130	Dwight Ford	9-30-1977	Washington St.	Home	13-118
Justin Davis	11-28-2015	UCLA	Home	25-130	Lou Harris	11-20-1971	UCLA	Home	29-118
Emmanuel Moody	9-23-2006	Arizona	Away	21-130	Clarence Davis	11- 7-1970	Washington St.	N13	9-118
Sultan McCullough	10-21-2000	Stanford	Away	11-130	Morley Drury	10- 2-1926	Santa Clara	Home	21-118
Delon Washington	10-25-1997	Oregon	Home	25-130	Chad Morton	11-13-1999	Washington St.	Away	29-117
Manual Laraneta	10-23-1926	California	Away	26-130	Ricky Ervins	9-23-1989	Ohio State	Home	21-117
LaVale Woods	9-27-1997	California	Away	32-129	Dwight Ford	9-24-1977	TCU	Home	9-117
Frank Gifford	9-29-1951	San Diego Navy	Home	20-129	Rod McNeill	9- 9-1972	Arkansas	N14	28-117
Ray Sparling	12-12-1931	Georgia	Home	6-129	Jon Arnett	10-27-1956	Stanford	Away	25-117
Ronald Jones II	9-29-2017	Washington St.	Away	14-128	Grenny Lansdell	11-13-1937	Oregon State	Home	19-117
Javorius Allen	10-18-2014	Colorado	Home	15-128	Ronald Jones II	9-9-2017	Stanford	Home	23-116
Tre Madden	9-28-2013	Arizona State	Away	20-128	LenDale White	11-6-2004	Oregon State	Away	25-116
Sultan McCullough	8-27-2000	Penn State	N4	29-128	Shawn Walters	11-13-1993	Washington	Away	25-116
Chad Morton	11-28-1998	Notre Dame	Home	27-128	Fred Crutcher	11-10-1984	Washington	Home	35-116
Lynn Cain	11-11-1978	Washington	Home	25-128	Lou Harris	9-10-1971	Alabama	Home	16-116
Charles White	9-30-1977	Washington St.	Home	27-128	Clarence Davis	9-19-1970	Nebraska	Home	27-116
Ricky Bell	10-18-1975	Oregon	Home	26-128	Don McCall	10- 8-1966	Washington	Home	25-116
O.J. Simpson	1- 1-1968	Indiana	N5	25-128	Jon Arnett	10-22-1956	California	Away	20-116
Mike Garrett	9-18-1964	Colorado	Home	24-127	Jim Sears	11-18-1950	Washington	Home	8-116



TOP INDIVIDUAL PERFORMANCES

Gus Shaver	12-12-1931	Georgia	Home	14-115	Tre Madden	9-5-2015	Arkansas State	Home	12-102
Javorius Allen	11-1-2014	Washington St.	Away	19-114	Tre Madden	9-14-2013	Boston College	Home	16-102
Mazio Royster	10-12-1991	Washington St.	Away	23-114	Scott Lockwood	10- 6-1990	Washington St.	Home	20-102
Charles White	1- 1-1977	Michigan	N5	32-114	Leroy Holt	10-29-1988	Oregon State	Away	14-102
Don Burnside (Doll)	1- 1-1945	Tennessee	N5	13-114	Anthony Davis	10-13-1973	Washington St.	Home	21-102
Gus Shaver	10-17-1931	Oregon	Home	21-114	C. R. Roberts	11-24-1956	UCLA	Home	23-102
Mort Kaer	11-11-1926	Oregon State	N15	31-114	Morley Drury	11-26-1927	Notre Dame	N16	29-102
Travis Dye	10-29-2022	Arizona	Away	20-113	Vavae Malepeai	11-3-2018	Oregon State	Away	15-101
Marc Tyler	9-10-2011	Utah	Home	24-113	Javorius Allen	10-25-2014	Utah	Away	27-101
Reggie Bush*	11- 5-2005	Stanford	Home	12-113	Charles White	11-12-1977	Washington	Away	22-101
Aaron Emanuel	11-19-1988	UCLA	Away	27-113	Mosi Tatupu	11- 5-1977	Stanford	Home	13-101
Rod McNeill	11- 7-1970	Washington St.	N13	11-113	Don Buford	11-22-1958	UCLA	Home	14-101
Mickey McCardle	11- 7-1942	California	Home	12-113	Grenny Lansdell	12- 9-1939	UCLA	Home	15-101
Grenny Lansdell	10- 7-1939	Washington St.	Home	15-113	Grenny Lansdell	11-25-1939	Notre Dame	Away	24-101
Howard Elliott	10-16-1926	Occidental	Home	12-113	Amby Schindler	10- 9-1937	Ohio State	Home	28-101
Mort Kaer	10- 9-1926	Washington St.	Home	30-113	David Davis	10-10-1936	Illinois	Away	26-101
Silas Redd	10-19-2013	Notre Dame	Away	19-112	David Davis	12- 7-1935	Washington	Home	26-101
Stafon Johnson	10-18-2008	Washington St.	Away	11-112	Homer Griffith	10-14-1933	St. Mary's	Home	20-101
Mazio Royster	10-13-1990	Stanford	Away	22-112	Erny Pinckert	11- 8-1930	California	Home	7-101
Mike Garrett	11-27-1965	Wyoming	Home	24-112	Everett Brown	11-10-1928	Arizona	Home	15-101
Gordon Duvall	11-13-1954	Washington	Home	4-112	Aca'Cedric Ware	9-1-2018	UNLV	Home	10-100
Al Carmichael	11-10-1951	Stanford	Home	6-112	Joe McKnight	9-19-2009	Washington	Away	11-100
Ted Tannehill	11-24-1945	Oregon State	Home	10-112	Ricky Ervins	10-28-1989	Stanford	Home	27-100
Don Moses	12- 3-1927	Washington	Home	23-112	Ryan Knight	11-17-1984	UCLA	Away	25-100
Ronald Jones II	10-14-2017	Utah	Home	17-111	Michael Harper	10-29-1983	California	Away	27-100
LenDale White	9-24-2005	Oregon	Away	15-111	Grenny Lansdell	11-11-1939	Stanford	Home	14-100
Fred Crutcher	9-17-1983	Oregon State	Away	17-111	Cotton Warburton	11-25-1933	Notre Dame	Away	19-100
Rod McNeill	9-16-1972	Oregon State	Home	18-111	Gus Shaver	11-23-1929	Idaho	Home	12-100
Rod Sherman	10- 1-1966	Oregon State	N15	8-111	Morley Drury	9-24-1927	Occidental	Home	22-100
Willie Brown	10-27-1962	Illinois	Away	12-111					
Nick Pappas	10-17-1936	Washington St.	Home	24-111	**Two overtimes				
Don Williams	9-29-1928	Utah State	Home	14-111	N3-Sun Bowl, El Paso, Texas				
Austin Jones	9-17-2022	Fresno State	Home	12-110	N4-Giants Stadium, East Rutherford, New Jersey				
Vavae Malepeai	12-12-2020	UCLA	Away	19-110	N5-Rose Bowl, Pasadena, California				
Reggie Bush*	10- 8-2005	Arizona	Home	14-110	N9-Legion Field, Birmingham, Alabama				
LenDale White	9-18-2004	BYU	Away	17-110	N10-Astrodome, Houston, Texas				
Sultan McCullough	2-14-2002	Colorado	Away	15-110	N11-Husky Stadium, Seattle, Washington				
Chad Morton	10-31-1998	Washington	Home	13-110	N13-Joe Albi Stadium, Spokane, Washington				
Chad Morton	9-12-1998	San Diego State	Home	23-110	N14-War Memorial Stadium, Little Rock, Arkansas				
Ricky Ervins	11- 4-1989	Oregon State	Home	20-110	N15-Multnomah Stadium, Portland, Oregon				
Bob Levingson	11- 7-1959	West Virginia	Home	8-110	N16-Soldier Field, Chicago, Illinois				
Amby Schindler	11- 6-1937	Stanford	Home	23-110	N17-Yankee Stadium, New York City, New York				
Homer Griffith	12- 2-1933	Georgia	Home	16-110	N18-Kingdome, Seattle, Washington				
Orv Mohler	12- 5-1931	Washington	Home	13-110	N19-Sam Boyd Stadium, Las Vegas, Nevada				
Erny Pinckert	11-14-1931	Montana	Home	3-110	N20-Pro Player Stadium, Miami, Florida				
Jess Hill	10-12-1929	Washington	Away	9-110	N23-MetLife Stadium, East Rutherford, New Jersey				
Gus Shaver	10-19-1929	Occidental	Home	11-110	N24-CenturyLink Field, Seattle, Washington				
Marshall Duffield	11-10-1928	Arizona	Home	18-110	N25-Qualcomm Stadium, San Diego, California				
Tre Madden	8-29-2013	Hawaii	Away	18-109	N26-Levi's Stadium, Santa Clara, California				
C.J. Gable	10-18-2008	Washington St.	Away	16-109	*-Participation later vacated due to NCAA penalty				
Chad Morton	11-8-1997	Stanford	Home	7-109					
Delon Washington	9- 3-1994	Washington	Home	10-109					
Steven Webster	9-26-1987	California	Away	25-109					
David Davis	10- 3-1936	Oregon	Home	22-109					
C.J. Gable	11- 1-2008	Washington	Home	10-108					
Chauncey Washington	10-14-2006	Arizona State	Home	22-108					
LenDale White	10-11-2003	Stanford	Home	23-108					
Steve Grady	10-28-1967	Oregon	Home	18-108					
Eddie Saenz	9-25-1943	UCLA	Home	8-108					
Vincent Porter	12- 5-1942	Montana	Home	5-108					
Orv Mohler	10- 8-1932	Oregon State	Home	15-108					
Vavae Malepeai	12-4-2021	California	Away	18-107					
Silas Redd	9-8-2012	Syracuse	N23	15-107					
C.J. Gable	11-25-2006	Notre Dame	Home	20-107					
Marcus Allen	9-20-1980	South Carolina	Home	31-107					
Charles White	10-23-1976	Oregon State	Home	18-107					
Ted Tannehill	12- 1-1945	UCLA	Home	10-107					
Morley Drury	10- 1-1927	Santa Clara	Home	13-107					
Chauncey Washington	9-29-2007	Washington	Away	21-106					
Fred Crutcher	10- 8-1983	Washington St.	Home	25-106					
Anthony Davis	10- 6-1973	Oregon State	Away	36-106					
Anthony Davis	11- 3-1973	California	Away	26-106					
Gus Shaver	11- 9-1929	Nevada	Home	26-106					
Travis Dye	9-11-2022	Stanford	Away	14-105					
Joe McKnight	9-13-2008	Ohio State	Home	12-105					
Sultan McCullough	11-18-2000	UCLA	Away	26-105					
Estrus Crayton	10- 3-1992	Washington	Away	25-105					
Fred Crutcher	10-19-1985	Stanford	Home	22-105					
Marcus Allen	9- 8-1979	Texas Tech	Away	20-105					
Bob Morris	11-25-1944	UCLA	Home	12-105					
Harold Hammack	10-19-1929	Occidental	Home	5-105					
Javorius Allen	12-21-2013	Fresno State	N19	27-104					
Stafon Johnson	1-1-2008	Illinois	N5	9-104					
Chad Morton	10-24-1998	Oregon	Away	20-104					
Malaeofu MacKenzie	10-4-1997	UNLV	Home	19-104					
Don McCall	9-24-1966	Wisconsin	Home	18-104					
Bob Robertson	11- 9-1940	California	Home	24-104					
Marshall Duffield	10-26-1929	Stanford	Away	25-104					
Don Williams	10- 6-1928	Oregon State	Home	23-104					
Kenan Christon	10-19-2019	Arizona	Home	8-103					
Aca'Cedric Ware	11-10-2018	California	Home	16-103					
Aca'Cedric Ware	10-15-2016	Arizona	Away	12-103					
Steve Grady	11- 4-1967	California	Away	31-103					
Aramis Dandoy	10-30-1954	Oregon State	Home	14-103					
Gordon Gray	9-30-1944	Pacific	Home	12-103					
Travis Dye	9-17-2022	Fresno State	Home	11-102					

History of USC Game Rushing Record

PLAYER	DATE	OPPONENT	SITE	ATT-YARDS
Mort Kaer	10-23-1926	California	Away	27-183
Morley Drury	10-29-1927	California	Home	42-203
Russ Saunders	9-28-1929	UCLA	Home	14-234
C. R. Roberts	9-22-1956	Texas	Away	12-251
Ricky Bell	9-12-1975	Duke	Home	34-256
Ricky Bell	10- 9-1976	Washington St.	N18	51-347
N18-Kingdome, Seattle, Washington				



100-Yard Rushing Performances

- 31 - Charles White	- 3 - Cotton Warburton David Davis
- 21 - Marcus Allen	Amby Schindler Bob Robertson Ted Tannehill
- 17 - O.J. Simpson Anthony Davis	Frank Gifford C.R. Roberts Willie Brown
- 16 - Ricky Bell	Sam Cunningham Michael Harper Scott Lockwood Shawn Walters C.J. Gable
- 14 - Mike Garrett LenDale White Ronald Jones II	Keaontay Ingram Austin Jones
- 12 - Chad Morton	- 2 - Manuel Laraneta Jess Hill Erny Pinckert Homer Griffith Don Burnside (Doll)
- 11 - Ricky Ervins Sultan McCullough	Al Carmichael Aramis Dandoy Don McCall Steve Grady Lynn Cain Leroy Holt Deon Strother LaVale Woods
- 10 - Reggie Bush*	
- 9 - Clarence Davis Javorius Allen	
- 8 - Gus Shaver Fred Crutcher Mazio Royster	- 1 - Howard Elliott Don Moses Everett Brown Harold Hammack Blanchard Beatty Albert Maloney Ray Sparling Inky Wotkyns Nick Pappas Mickey McCardle Vincent Porter Eddie Saenz Gordon Gray George Callanan Bob Morris Jim Sears Gordon Duvall Ernie Zampese Don Buford Jerry Traynham Clark Holden Bob Levingston Hal Tobin Ben Wilson Pete Beathard Rod Sherman Mike Hull Allen Carter Rod Connors Mosi Tatupu Todd Spencer Anthony Gibson Zeph Lee Malaefou MacKenzie Petros Papadakis Emmanuel Moody Broderick Green Stephen Carr Kenan Christon
- 7 - Jon Arnett Morley Drury Delon Washington Joe McKnight Curtis McNeal Aca'Cedric Ware	
- 6 - Orv Mohler Grenny Lansdell Steven Webster Tre Madden	
- 5 - Ryan Knight Rod McNeill Stafon Johnson Marc Tyler Silas Redd Justin Davis Travis Dye	
- 4 - Mort Kaer Don Williams Russ Saunders Marshall Duffield Lou Harris Dwight Ford Aaron Emanuel Estrus Crayton Justin Fargas Chauncey Washington Allen Bradford Vavae Malepeai	

USC 200-YARD PASSING GAMES (Since 1926)

PLAYER	DATE	OPPONENT	SITE	C- A	YDS	TD
Kedon Slovis	11-23-2019	UCLA	Home	37-47	515	4
Matt Barkley	10-27-2012	Arizona	Away	31-49	493	3
Matt Barkley	11-3-2012	Oregon	Home	35-54	484	5
Caleb Williams	11-19-2022	UCLA	Away	32-43	470	2
Matt Barkley	10-1-2011	Arizona	Home	32-39	468	4
Caleb Williams	1-2-2023	Tulane (Cotton Bowl)	N27	37-52	462	5
Sam Darnold	1-2-2017	Penn State	N5	33-50	453	5
Carson Palmer	10-26-2002	Oregon	Away	31-42	448	5
Kedon Slovis	11-9-2019	Arizona State	Away	29-39	432	4
Carson Palmer	11-30-2002	Notre Dame	Home	32-46	425	4
Matt Barkley	11-26-2011	UCLA	Home	35-42	423	6
M. Van Raaphorst	10-23-1999	Stanford	Home	25-51	415	3
Mark Sanchez	1-1-2009	Penn State	N5	28-35	413	4
Caleb Williams	10-29-2022	Arizona	Away	31-45	411	5
Carson Palmer	9-22-2001	Oregon	Away	25-40	411	2
Cody Kessler	9-12-2015	Idaho	Home	26-31	410	3
Kedon Slovis	11-16-2019	California	Away	29-35	406	4
Kedon Slovis	10-25-2019	Colorado	Away	30-44	406	4
John David Booty	10-28-2006	Oregon State	Away	24-39	406	3
Kedon Slovis	10-9-2021	Utah	Home	33-53	401	2
Cody Kessler	11-1-2014	Washington St.	Away	21-32	400	5
Matt Leinart	11-27-2004	Notre Dame	Home	24-34	400	5
Sam Darnold	9-15-2017	Texas	Home	28-49	397	3*
Cody Kessler	8-30-2014	Fresno State	Home	25-37	394	4
Rob Johnson	11-25-1993	Washington St.	Home	21-26	392	3
Jaxson Dart	9-18-2021	Washington St.	Away	30-46	391	4
John David Booty	1-1-2007	Michigan	N5	27-45	391	4
Brad Otton	1-1-1996	Northwestern	N5	29-44	391	2
Matt Barkley	10-9-2010	Stanford	Away	28-45	390	3
Rob Johnson	11-12-1994	Arizona	Home	25-35	390	3
Caleb Williams	10-15-2022	Utah	Away	25-42	381	5
Matt Leinart	9-17-2005	Arkansas	Home	18-24	381	4
Kedon Slovis	11-7-2020	Arizona State	Home	40-55	381	2
Carson Palmer	10-5-2002	Washington St.	Away	32-50	381	2+
Matt Barkley	10-17-2009	Notre Dame	Away	19-29	380	2
Paul McDonald	11-3-1979	Arizona	Home	25-35	380	3
Kedon Slovis	9-7-2019	Stanford	Home	28-33	377	3
Cody Kessler	9-26-2015	Arizona State	Away	19-33	375	5
John David Booty	11-22-2007	Arizona State	Away	26-39	375	4
Cody Kessler	11-29-2014	Notre Dame	Home	32-40	372	6
Matt Barkley	9-1-2012	Hawaii	Home	23-38	372	4
Cody Kessler	11-13-2014	California	Home	31-42	371	4
Craig Fertig	10-24-1964	California	Home	21-28	371	4
Rob Johnson	10-30-1993	California	Away	32-39	369	2
Cody Kessler	10-17-2015	Notre Dame	Away	30-46	365	2
Matt Leinart	1-4-2006	Texas	N5	29-40	365	1
John David Booty	10-6-2007	Stanford	Home	24-40	364	2
Matt Leinart	10-29-2005	Washington St.	Home	24-34	364	3
Rob Johnson	9-24-1994	Baylor	Home	27-39	364	1
Caleb Williams	12-2-2022	Utah (P12 Champ)	N28	28-41	363	3
Rodney Peete	11-12-1988	Arizona State	Away	23-33	361	3
Caleb Williams	11-5-2022	California	Home	26-41	360	4
Matt Leinart	10-8-2005	Arizona	Home	26-40	360	2
Sam Darnold	10-14-2017	Utah	Home	27-50	358	3
Sam Darnold	10-8-2016	Colorado	Home	25-37	358	3
Sam Darnold	12-29-2017	Ohio State	N27	26-45	356	0
Kedon Slovis	9-25-2021	Oregon State	Home	31-49	355	1
John Fox	10-4-1997	UNLV	Home	23-32	355	2
Sam Darnold	10-1-2016	Arizona State	Home	23-33	352	3
Matt Barkley	10-16-2010	California	Home	25-37	352	5
Matt Fink	9-20-2019	Utah	Home	21-30	351	2
Matt Leinart	10-25-2003	Washington	Away	19-29	351	4
Matt Leinart	10-18-2003	Notre Dame	Away	26-34	351	4
Matt Barkley	12-26-2009	Boston College	N22	27-37	350	2
Carson Palmer	11-18-2000	UCLA	Away	26-37	350	4
JT Daniels	11-24-2018	Notre Dame	Home	37-51	349	1
Rob Johnson	11-6-1993	Stanford	Home	22-35	349	3
Caleb Williams	10-1-2022	Arizona State	Home	27-37	348	3
Carson Palmer	10-19-2002	Washington	Home	21-34	348	4
Cody Kessler	12-21-2013	Fresno State	N19	22-30	345	4
Rob Johnson	12-30-1993	Utah	N2	30-44	345	3
Kedon Slovis	12-12-2020	UCLA	Away	30-47	344	5
Caleb Williams	9-10-2022	Stanford	Away	20-27	341	4
Mark Sanchez	8-30-2008	Virginia	Away	26-35	338	3
Carson Palmer	9-23-2000	San Jose State	Home	22-38	338	2
Todd Marinovich	10-13-1990	Stanford	Away	17-30	338	3
JT Daniels	11-17-2018	UCLA	Away	20-34	337	2
Todd Marinovich	8-31-1990	Syracuse	N4	25-35	337	3
Todd Marinovich	10-21-1989	Notre Dame	Away	33-55	333	3
Mark Sanchez	10-4-2008	Oregon	Home	19-28	332	3
Matt Leinart	9-3-2005	Hawaii	Away	18-24	332	3
Matt Leinart	1-4-2005	Oklahoma	N20	18-35	332	5
Sam Darnold	11-11-2017	Colorado	Away	21-34	329	2
Matt Leinart	1-1-2004	Michigan	N5	23-34	327	3
Rob Johnson	11-5-1994	Washington St.	Away	20-31	327	3
Jaxson Dart	11-20-2021	UCLA	Home	27-47	325	1
Kedon Slovis	11-14-2020	Arizona	Away	30-43	325	1
Sam Darnold	12-1-2017	Stanford	N26	17-24	325	2
Matt Barkley	9-17-2011	Syracuse	Home	26-39	324	5
Matt Barkley	11-19-2011	Oregon	Away	26-34	323	4



TOP INDIVIDUAL PERFORMANCES

JT Daniels	9-15-2018	Texas	Away	30-48	322	0	Kedon Slovis	11-2-2019	Oregon	Home	32-57	264	3
Cody Kessler	12-27-2014	Nebraska	N25	23-39	321	3	Sam Darnold	11-18-2018	UCLA	Home	17-28	264	0
Carson Palmer	10-7-2000	Arizona	Home	26-50	321	1	Cody Kessler	10-24-2015	Utah	Home	21-28	264	1
Kedon Slovis	12-18-2020	Oregon	Home	28-52	320	2	Cody Kessler	10-25-2014	Utah	Away	24-32	264	2
Troy Winslow	11-27-1965	Wisconsin	Home	15-21	320	4	Matt Barkley	9-10-2011	Utah	Home	20-32	264	1
Cody Kessler	10-18-2014	Colorado	Home	19-26	319	7	Matt Barkley	10-30-2010	Oregon	Home	26-49	264	1
Matt Barkley	11-4-2011	Colorado	Away	25-39	318	6	Cody Kessler	9-27-2014	Oregon State	Home	24-32	261	2
Cody Kessler	9-13-2014	Boston College	Away	31-41	317	4	John David Booty	9-2-2006	Arkansas	Away	24-35	261	3
Carson Palmer	11-9-2002	Stanford	Away	22-32	317	4	Kedon Slovis	12-27-2019	Iowa	N25	22-30	260	2
Sam Darnold	10-7-2017	Oregon State	Home	23-35	316	3	Matt Leinart	10-11-2003	Stanford	Home	18-27	260	3
Sam Darnold	9-9-2017	Stanford	Home	21-26	316	4	Matt Leinart	11- 5-2005	Stanford	Home	22-28	259	4
Matt Leinart	9-24-2005	Oregon	Away	23-39	315	3	Matt Leinart	10- 1-2005	Arizona State	Away	23-39	258	0
Sam Darnold	11-4-17	Arizona	Home	20-26	311	2	John Fox	11-22-1997	UCLA	Home	14-34	258	2
Paul McDonald	10-20-1979	Notre Dame	Away	21-32	311	2	Rodney Peete	10- 4-1986	Oregon	Home	16-22	258	1
Sam Darnold	11-5-2016	Oregon	Home	28-40	309	2	Matt Barkley	9-2-2010	Hawaii	Away	18-23	257	5
Rob Johnson	10- 9-1993	Oregon	Away	28-36	307	3	John David Booty	9-16-2006	Nebraska	Home	25-36	257	3
Rodney Peete	11- 5-1988	California	Home	22-29	305	3	Kedon Slovis	9-4-2021	San Jose State	Home	24-36	256	2
Matt Barkley	9-3-2011	Hawaii	Home	34-45	304	3	Sean Salisbury	10- 8-1983	Washington St.	Home	19-25	256	3
Rodney Peete	11-21-1987	UCLA	Home	23-35	304	2	Kedon Slovis	10-12-2019	Notre Dame	Away	24-35	255	2
Jimmy Jones	10- 3-1970	Oregon State	Home	15-21	304	3	John David Booty	1-1-2008	Illinois	N5	25-37	255	3
Matt Barkley	10-4-2012	Utah	Away	23-30	303	3	Matt Barkley	9-15-2012	Stanford	Away	20-41	254	0
Carson Palmer	1-2-2003	Iowa	N20	21-31	303	1	Carson Palmer	11-23-2002	UCLA	Away	19-32	254	4
Todd Marinovich	10-28-1989	Stanford	Home	22-32	303	0	Brad Otton	9-14-1996	Oregon State	Home	17-29	254	2
Carson Palmer	9-2-2002	Auburn	Home	23-32	302	1	Rob Hertel	11-25-1977	UCLA	Home	15-24	254	3
Rob Johnson	11-28-1992	Notre Dame	Home	27-41	302	1	Sam Darnold	9-23-2016	Utah	Away	18-26	253	0
Matt Barkley	11-17-2012	UCLA	Away	20-38	301	3	Mark Sanchez	10-18-2008	Washington St.	Away	15-20	253	5
Matt Leinart	10-15-2005	Notre Dame	Away	17-32	301	0	Rodney Peete	10-11-1986	Washington St.	Away	16-25	253	1
Brad Otton	9-7-1996	Illinois	Away	12-18	301	2	Carson Palmer	11-21-1998	UCLA	Away	28-43	252	1
Kedon Slovis	10-23-2021	Notre Dame	Away	27-37	299	0	Rob Johnson	11-13-1993	Washington	Away	24-37	252	1
Matt Barkley	10-20-2012	Colorado	Home	19-20	298	6	Carson Palmer	11-25-2000	Notre Dame	Home	17-35	251	2
M. Van Raaphorst	10-16-1999	Notre Dame	Away	23-41	298	2	Brad Otton	10-28-1995	Washington	Away	21-36	251	2
Cody Kessler	10-10-2013	Arizona	Home	15-30	297	2	John Fox	9-27-1997	California	Away	15-28	250	2
Matt Leinart	11-15-2003	Arizona	Away	22-30	296	4	Caleb Williams	9-3-2022	Rice	Home	19-22	249	2
Cody Kessler	9-28-2013	Arizona State	Away	20-29	295	2	Rodney Peete	1- 1-1988	Michigan State	N5	22-41	249	2
Carson Palmer	10-13-2001	Arizona State	Home	18-26	295	3	Jaxson Dart	11-27-2021	BYU	Home	23-35	248	1
Jim Powers	10-29-1949	Washington	Away	19-26	293	3	Rodney Peete	10- 3-1987	Oregon State	Home	15-18	248	2
M. Van Raaphorst	10-9-1999	Arizona	Away	23-41	291	2	John David Booty	10-14-2006	Arizona State	Home	12-25	248	2
Rob Johnson	9-11-1993	Penn State	Away	25-43	291	2	Carson Palmer	10-27-2001	Arizona	Away	24-49	248	2
Todd Marinovich	11- 3-1990	California	Home	19-29	291	2	Rodney Peete	9-19-1987	Boston College	Home	14-22	248	2
Matt Barkley	9-25-2010	Washington St.	Away	16-25	290	3	Rob Hertel	12-31-1977	Texas A&M	N10	11-15	248	4
Brad Otton	9-21-1996	Houston	Away	24-37	290	2	Mike Rae	9-16-1972	Oregon State	Home	12-19	248	1
Jim Powers	11- 5-1949	Stanford	Home	19-32	290	2	Cody Kessler	11-1-2013	Oregon State	Away	17-21	247	1
Sam Darnold	9-2-2017	Western Michigan	Home	23-33	289	0	Matt Barkley	9-26-2009	Washington St.	Home	13-22	247	2
John David Booty	9-22-2007	Washington St.	Home	29-36	289	4	Matt Leinart	11-12-2005	California	Away	20-32	246	0
Matt Leinart	11-22-2003	UCLA	Home	23-32	289	2	Rob Johnson	11-19-1994	UCLA	Away	20-28	246	1
Matt Leinart	10-4-2003	Arizona State	Away	13-23	289	2	Todd Marinovich	9-23-1989	Ohio State	Home	14-22	246	4
Carson Palmer	10-12-2002	California	Home	25-39	289	2	Pat Haden	10-13-1973	Washington St.	Home	15-24	245	4
Rob Johnson	1- 2-1995	Texas Tech	N1	16-21	289	3	Carson Palmer	9-14-2002	Colorado	Away	22-30	244	1
Cody Kessler	11-16-2013	Stanford	Home	25-37	288	1	Cody Kessler	11-7-2015	Arizona	Home	22-36	243	2
Kedon Slovis	12-6-2020	Washington St.	Home	25-32	287	5	John David Booty	10-7-2006	Washington	Home	23-40	243	1
Sam Darnold	11-12-2016	Washington	Away	23-33	287	2	Rodney Peete	10-29-1988	Oregon State	Away	18-31	243	3
Caleb Williams	9-17-2022	Fresno State	Home	25-37	284	2	Scott Tinsley	11-27-1982	Notre Dame	Home	24-37	243	0
Matt Barkley	10-29-2011	Stanford	Home	28-45	284	3**	Matt Leinart	12-4-2004	UCLA	Away	24-34	242	0
Matt Leinart	9-25-2004	Stanford	Away	23-30	284	1	JT Daniels	9-21-2018	Washington St.	Home	17-26	241	3
Todd Marinovich	10- 7-1989	Washington	Home	23-35	284	1	Cody Kessler	9-5-2015	Arkansas State	Home	19-26	240	4
JT Daniels	10-13-2018	Colorado	Home	18-35	283	3	Carson Palmer	9-29-2001	Stanford	Home	22-42	240	0
Matt Barkley	10-3-2009	California	Away	20-35	283	0	Todd Marinovich	9-15-1990	Penn State	Home	22-34	240	1
JT Daniels	9-1-2018	UNLV	Home	21-35	282	1	Pat Haden	10-20-1973	Oregon	Home	13-23	240	2
Carson Palmer	9-30-2000	Oregon State	Away	19-38	282	2	Rob Hertel	10- 8-1977	Alabama	Home	18-30	239	1
Kedon Slovis	9-14-2019	BYU	Away	24-34	281	2+	Bill Nelsen	11-12-1960	Baylor	Away	12-21	239	2
Paul McDonald	11-25-1978	Notre Dame	Home	17-29	281	2	Cody Kessler	11-21-2015	Oregon	Away	30-41	238	2
Matt Leinart	11-13-2004	Arizona	Home	27-35	280	3	Mark Sanchez	11- 8-2008	California	Home	18-29	238	2
Carson Palmer	12-31-1998	TCU	N3	17-28	280	1	John David Booty	11-18-2006	California	Home	18-31	238	2
Carson Palmer	11-4-2000	Arizona State	Away	22-37	279	2*	Cody Kessler	9-14-2013	Boston College	Home	15-17	237	2
Carson Palmer	10-31-1998	Washington	Home	18-31	279	1	Rob Johnson	10- 1-1994	Oregon	Home	20-30	237	1
Rob Johnson	9- 4-1993	Houston	Home	25-33	279	4	John David Booty	9-29-2007	Washington	Away	20-37	236	1
Rodney Peete	10-10-1987	Oregon	Away	21-39	279	3	Matt Leinart	9-18-2004	BYU	Away	22-34	236	2
Matt Leinart	12-6-2003	Oregon State	Home	22-38	278	5	Jack Sears	10-27-2018	Arizona State	Home	20-28	235	2
Rob Johnson	9- 5-1992	San Diego St.	Away	20-33	278	4	Sam Darnold	10-15-2016	Arizona	Away	20-32	235	5
Mark Sanchez	10-27-2007	Oregon	Away	26-41	277	2	Mark Sanchez	10-20-2007	Notre Dame	Away	21-38	235	4
Matt Leinart	9-27-2003	California	Away	21-39	277	2**	Matt Leinart	10-30-2004	Washington St.	Away	23-28	235	2
Brad Otton	11-9-1996	Stanford	Away	23-47	277	2	Matt Leinart	9-6-2003	BYU	Home	19-34	235	3
Jimmy Jones	10-10-1970	Stanford	Away	21-36	277	1	Rodney Peete	9-26-1987	California	Away	15-24	235	1
Kedon Slovis	10-2-2021	Colorado	Away	19-29	276	3	Sean Salisbury	9-21-1985	Baylor	Home	20-29	235	2
Carson Palmer	9-9-2000	Colorado	Home	25-30	275	1	M. Van Raaphorst	11-11-2000	Washington St.	Home	17-28	234	3
Rodney Peete	10-24-1987	Notre Dame	Away	23-45	275	1	Brad Otton	10-5-1996	California	Home	19-34	234	2
John David Booty	12-2-2006	UCLA	Away	23-39	274	0	Paul McDonald	1- 1-1980	Ohio State	N5	11-24	234	1
Cody Kessler	10-4-2014	Arizona State	Home	28-45	273	0	Matt Barkley	9-5-2009	San Jose State	Home	15-19	233	1
Brad Otton	11-23-1996	UCLA	Away	12-22	273	3*	Matt Leinart	12- 3-2005	UCLA	Home	21-40	233	3
Todd Marinovich	11-24-1990	Notre Dame	Home	26-39	273	0	Sean Salisbury	9-24-1983	Kansas	Home	19-35	233	1
Rodney Peete	11- 7-1987	Stanford	Home	17-20	273	5	Caleb Williams	11-26-2022	Notre Dame	Home	18-22	232	1
Cody Kessler	9-19-2015	Stanford	Home	25-32	272	3	Kedon Slovis	10-19-2019	Arizona	Home	19-28	232	2
Matt Leinart	8-24-2004	Virginia Tech	N21	19-29	272	3	Sam Darnold	10-27-2016	California	Homes	18-25	231	5
Rodney Peete	9- 1-1988	Boston College	Away	21-33	271	1	Matt Leinart	9-11-2004	Colorado State	Home	20-31	231	2
Rodney Peete	10- 8-1988	Oregon	Home	17-33	270	2	Carson Palmer	9-28-2002	Oregon State	Home	23-41	231	2
Mark Sanchez	12- 6-2008	UCLA	Away	18-33	269	2	Cody Kessler	10-26-2013	Utah	Home	21-32	230	1
John David Booty	9-30-2006	Washington St.	Away	23-32	269	3	Carson Palmer	11-10-2001	California	Away	18-35	230	1
Rob Johnson	10-23-1993	Notre Dame	Away	29-46	269	2	Carson Palmer	10-20-2001	Notre Dame	Away	19-30	230	2
Mike Rae	9- 9-1972	Arkansas	N14	18-24	269	0	Sam Darnold	10-21-17	Notre Dame	Away	20-28	229	2
Caleb Williams	11-11-2022	Colorado	Home	14-26	268	3	John Fox	9-13-1997	Washington St.	Home	23-43	229	2
Todd Marinovich	9-30-1989	Washington St.	Away	27-41	268	1	Rodney Peete	9- 7-1987	Michigan State	Away	20-32	229	0
Sam Darnold	11-19-2016	UCLA	Away	25-36	267	2	Sean Salisbury	9-10-1983	Florida	Home	15-26	229	2
Mark Sanchez	11-29-2008	Notre Dame	Home	22-31	267	2	Pat Haden	1- 1-1974	Ohio State	N5	21-39	229	0
Sam Darnold	10-28-17	Arizona State	Away	19-35	266	3	Mike Rae	1- 1-1973	Ohio State	N5	18-25	229	1
John David Booty	11-25-2006	Notre Dame	Home	17-28	265	3	John Fox	11-15-1997	Oregon State	Away	18-28	228	2
Kedon Slovis	11-21-2020	Utah	Away	24-35	264	2	Matt Barkley	9-24-2011	Arizona State	Away	21-33	227	1



TOP INDIVIDUAL PERFORMANCES

Matt Leinart	10-16-2004	Arizona State	Home	13-24	224	4
Kedon Slovis	9-22-2021	Stanford	Home	27-42	223	1
Sam Darnold	9-23-2017	California	Away	26-38	223	2
Brad Otton	9-16-1995	Houston	Home	14-21	223	4
Matt Markley	11-10-2012	Arizona State	Home	20-33	222	3
Reggie Perry	10-26-1991	Notre Dame	Away	20-35	222	0
Sean Salisbury	9-11-1982	Florida	Away	14-28	222	1
Cody Kessler	12-30-2015	Wisconsin	N25	18-32	221	1
Rob Johnson	9-10-1994	Penn State	Away	18-30	221	0
Matt Leinart	9-13-2003	Hawaii	Home	15-21	220	2
Brad Otton	10-12-1996	Arizona	Home	23-41	220	0
Rodney Peete	10- 1-1988	Arizona	Away	20-27	219	3
Jimmy Jones	11-21-1970	UCLA	Home	11-26	219	1
Sean Salisbury	11-19-1983	UCLA	Home	19-25	218	0
Matt Leinart	10-23-2004	Washington	Home	24-43	217	2
Mark Sanchez	10-25-2008	Arizona	Away	21-36	216	1
John Fox	11-20-1999	UCLA	Home	17-34	216	2
JT Daniels	8-31-2019	Fresno State	Home	25-34	215	1
JT Daniels	9-8-2018	Stanford	Away	16-34	215	0
Matt Barkley	11-6-2010	Arizona State	Home	26-37	215	3
Todd Marinovich	11-17-1990	UCLA	Away	16-25	215	2
Cody Kessler	11-22-2014	UCLA	Away	32-40	214	1
Carson Palmer	11-16-2002	Arizona State	Home	20-34	214	2
John David Booty	11-11-2006	Oregon	Home	17-26	213	1
Carson Palmer	9-1-2001	San Jose State	Home	21-28	213	0
Rob Johnson	11-14-1992	Arizona	Home	12-24	213	0
Tim Green	10-20-1984	Arizona	Home	13-23	212	1
Paul McDonald	10-27-1979	California	Away	15-35	212	1
Paul McDonald	10- 6-1979	Washington St.	Home	16-23	212	2
Craig Fertig	9-26-1964	Oklahoma	Away	16-28	212	0
Reggie Perry	11-23-1991	UCLA	Home	13-28	209	2
Scott Tinsley	11-13-1982	Arizona	Away	14-25	209	3
Gordon Adams	10-11-1980	Arizona	Away	18-27	209	1
Brad Otton	10- 8-1994	Oregon State	Away	13-21	208	2
Jimmy Jones	10-31-1970	California	Home	13-31	208	1
Rob Johnson	11-20-1993	UCLA	Home	23-36	207	2
Sean Salisbury	11- 5-1983	Stanford	Home	12-17	207	1
Matt Barkley	11-28-2009	UCLA	Home	18-26	206	1
John David Booty	12-1-2007	UCLA	Home	21-36	206	1
John David Booty	9-1-2007	Idaho	Home	21-32	206	3
Todd Marinovich	10-14-1989	California	Away	16-26	206	1
Sam Darnold	11-26-2016	Notre Dame	Home	19-29	205	2
Matt Leinart	11-6-2004	Oregon State	Away	17-31	205	2
Brad Otton	10-19-1996	Arizona State	Away	16-39	205	3*
Kedon Slovis	10-30-2021	Arizona	Home	15-21	204	2
Cody Kessler	11-13-2015	Colorado	Away	17-27	204	3
John David Booty	11-4-2006	Stanford	Away	12-21	203	3
Carson Palmer	11-7-1998	Stanford	Away	9-26	203	1
M. Van Raaphorst	10-10-1998	California	Home	11-22	203	2
Rob Hertel	9-10-1977	Missouri	Away	12-20	203	3
Matt Barkley	9-11-2010	Virginia	Home	20-35	202	2
Matt Barkley	10-24-2009	Oregon State	Home	15-25	202	2
Carson Palmer	10-28-2000	California	Home	19-39	202	1
Cody Kessler	10-19-2013	Notre Dame	Away	20-34	201	0
Matt Leinart	10-22-2005	Washington	Away	20-26	201	4
Rob Johnson	9-19-1992	Oklahoma	Away	17-27	201	1
Reggie Perry	10-19-1991	Stanford	Home	22-33	201	0
Sean Salisbury	10-16-1982	Stanford	Away	17-30	201	0
Matt Leinart	11-19-2005	Fresno State	Home	22-33	200	1

+ -One overtime

* -Two overtimes

** -Three overtimes

N1-Cotton Bowl, Dallas, Texas

N2-Anaheim Stadium, Anaheim, California

N3-Sun Bowl, El Paso, Texas

N4-Giants Stadium, East Rutherford, New Jersey

N5-Rose Bowl, Pasadena, California

N10-Astrodome, Houston, Texas

N14-War Memorial Stadium, Little Rock, Arkansas

N19-Sam Boyd Stadium, Las Vegas, Nevada

N20-Pro Player Stadium, Miami, Florida

N21-FedEx Field, Landover, Maryland

N22-AT&T Park, San Francisco, California

N25-Qualcomm/SDCCU Stadium, San Diego, California

N26-Levi's Stadium, Santa Clara, California

N27-AT&T Stadium, Arlington, Texas

N28-Alegiant Stadium, Las Vegas

200-Yard Passing Performances

- 36 -	- 8 -
Matt Leinart	Sean Salisbury
	JT Daniels
- 32 -	- 7 -
Matt Barkley	John Fox
- 31 -	- 6 -
Carson Palmer	Paul McDonald
- 29 -	Mike Van Raaphorst
Cody Kessler	- 5 -
- 23 -	Jimmy Jones
Sam Darnold	- 4 -
Kedon Slovis	Pat Haden
- 21 -	Rob Hertel
Rob Johnson	- 3 -
- 19 -	Craig Fertig
Rodney Peete	Mike Rae
- 18 -	Reggie Perry
John David Booty	Jaxson Dart
- 13 -	- 2 -
Todd Marinovich	Jim Powers
- 12 -	Scott Tinsley
Brad Otton	Gordon Adams
Caleb Williams	Tim Green
- 11 -	- 1 -
Mark Sanchez	Bill Nelsen
	Troy Winslow
	Jack Sears
	Matt Fink

History of USC Game Passing Yardage Record

PLAYER	DATE	OPPONENT	SITE	C- A	YDS	TD
Russ Saunders	11-23-1929	Idaho	Home	6- 9	190	3
Jim Powers	10-29-1949	Washington	Away	19-26	293	3
Craig Fertig	10-24-1964	California	Home	21-28	371	4
Paul McDonald	11- 3-1979	Arizona	Home	25-35	380	3
Rob Johnson	9-25-1993	Washington St.	Home	21-26	392	3
Mike Van Raaphorst	10-23-1999	Stanford	Home	25-51	415	3
Carson Palmer	10-26-2002	Oregon	Away	31-42	448	5
Matt Barkley	10-1-2011	Arizona	Home	32-39	468	4
Matt Barkley	10-27-2012	Arizona	Away	31-49	493	3
Kedon Slovis	11-23-2019	UCLA	Home	37-47	515	4



USC 100-YARD RECEIVING GAMES

(Since 1926)

PLAYER	DATE	OPPONENT	SITE	NO.	YDS	TD
Marqise Lee	10-27-2012	Arizona	Away	16	345	2
R. Jay Soward	11-23-1996	UCLA	Away	6	260	3*
Steve Smith	10-28-2006	Oregon State	Away	11	258	2
Robert Woods	10-1-2011	Arizona	Home	14	255	2
Michael Pittman Jr.	9-20-2019	Utah	Home	10	232	1
Johnnie Morton	9-25-1993	Washington St.	Home	8	229	1
Mike Williams	10-26-2002	Oregon	Away	13	226	2
Marqise Lee	11-26-2011	UCLA	Home	13	224	2
Robert Woods	10-9-2010	Stanford	Away	12	224	3
Keyshawn Johnson	1-2-1995	Texas Tech	N1	8	222	3
Nelson Agholor	11-1-2014	Washington St.	Away	8	220	1
Nelson Agholor	11-13-2014	California	Home	16	216	2
Keyshawn Johnson	1-1-1996	Northwestern	N5	12	216	1
Dwayne Jarrett	1-1-2007	Michigan	N5	11	205	2
Hal Bedsole	10-20-1962	California	Home	6	201	2
Dwayne Jarrett	10-29-2005	Washington St.	Home	11	200	1
John Jackson	10-21-1989	Notre Dame	Away	14	200	1
Marqise Lee	9-1-2012	Hawaii	Home	10	197	1
JuJu Smith-Schuster	9-12-2015	Idaho	Home	10	192	2
Marqise Lee	10-4-2012	Utah	Away	12	192	1
Damian Williams	12-26-2009	Boston College	N22	12	189	0
Marqise Lee	11-19-2011	Oregon	Away	8	187	1
Steve Smith	9-20-2006	Washington St.	Away	11	186	2
Johnnie Morton	9-4-1993	Houston	Home	15	186	3
Steve Smith	9-3-2005	Hawaii	Away	7	185	1
Mike Williams	11-22-2003	UCLA	Home	11	181	2
R. Jay Soward	11-22-1997	UCLA	Home	8	181	1
David Moton	11-27-1965	Wyoming	Home	5	181	3
Michael Pittman Jr.	11-16-2019	California	Away	11	180	1
Joran Addison	11-19-2022	UCLA	Away	11	178	1
Robert Woods	9-3-2011	Minnesota	Home	17	177	3
Keyshawn Johnson	9-16-1995	Houston	Home	8	176	2
Keyshawn Johnson	11-19-1994	UCLA	Away	11	175	1
Brenden Rice	1-2-2023	Tulane (Cotton Bowl)	N27	6	174	2
Amon-Ra St. Brown	11-9-2019	Arizona State	Away	8	173	1
Jeff Simmons	10-30-1982	Arizona State	Away	11	173	1
Jordam Addison	9-10-2022	Stanford	Away	7	172	2
Drake London	10-23-2021	Notre Dame	Away	15	171	0
Keyshawn Johnson	9-30-1995	Arizona State	Home	13	171	1
Drake London	9-18-2021	Washington St.	Away	13	170	2
Kareem Kelly	10-30-1999	California	Away	9	170	1
Mike Williams	11-30-2002	Notre Dame	Home	10	169	2
Amon-Ra St. Brown	9-15-2018	Texas	Away	9	167	0
R. Jay Soward	10-4-1997	UNLV	Home	5	167	2
Drake London	9-25-2021	Oregon State	Home	10	165	0
Kareem Kelly	9-22-2001	Oregon	Away	4	165	1
Deontay Burnett	1-2-2017	Penn State	N5	13	164	3
Amon-Ra St. Brown	12-27-2019	Iowa	N25	9	163	0
Drake London	10-9-2021	Utah	Home	16	162	1
Nelson Agholor	11-3-2012	Oregon	Home	6	162	1
Damian Williams	1-1-2009	Penn State	N5	10	162	1
Gary Bryant Jr.	11-20-2021	UCLA	Home	9	161	1
Nelson Agholor	10-10-2013	Arizona	Home	7	161	1
Marqise Lee	11-10-2012	Arizona State	Home	10	161	1
Mike Williams	10-19-2002	Washington	Home	9	159	3
Marqise Lee	11-17-2012	UCLA	Away	9	158	1
Marqise Lee	11-3-2012	Oregon	Home	12	157	2
Mike Williams	11-15-2003	Arizona	Away	11	157	3
Johnnie Morton	10-16-1993	Oregon State	Home	7	157	3
Michael Pittman Jr.	10-25-2019	Colorado	Away	7	156	2
Michael Pittman Jr.	10-13-2018	Colorado	Home	6	155	2
Chris Miller	9-7-1996	Illinois	Away	3	155	1
John Jackson	11-8-1988	Oregon	Home	7	155	2
JuJu Smith-Schuster	9-19-2015	Stanford	Home	8	153	1
Anthony McCoy	10-17-2009	Notre Dame	Away	5	153	0
Fred Davis	10-6-2007	Stanford	Home	5	152	1
Erik Affholter	11-21-1987	UCLA	Home	9	151	1
Tyler Vaughns	8-31-2019	Fresno State	Home	11	150	0
Keary Colbert	1-1-2004	Michigan	N5	6	149	2
Jeff Simmons	11-27-1982	Notre Dame	Home	11	149	0
Dan Garcia	10-20-1979	Notre Dame	Away	8	149	1
R. Jay Soward	9-25-1999	Oregon	Away	12	148	1**
R. Jay Soward	9-27-1997	California	Away	7	148	2
Ken Henry	10-11-1986	Washington St.	Away	7	148	1
Lynn Swann	10-13-1973	Washington St.	Home	10	148	2
Johnnie Morton	12-30-1993	Utah	N2	10	147	2
Erik Affholter	10-10-1987	Oregon	Away	8	147	2
Michael Pittman Jr.	11-9-2019	Arizona State	Away	13	146	0
Michael Pittman Jr.	12-1-2017	Stanford	N26	7	146	1
Keary Colbert	10-19-2002	Washington	Home	7	146	1
Keyshawn Johnson	10-15-1994	Stanford	Away	7	146	1
Mario Williams	10-15-2022	Utah	Away	4	145	0
Kareem Kelly	9-9-2000	Colorado	Home	10	145	0
Keyshawn Johnson	11-5-1994	Washington St.	Away	8	145	3
Earl McCullouch	9-15-1967	Washington St.	Home	5	145	0
Marqise Lee	10-1-2011	Arizona	Home	8	144	1
Dwayne Jarrett	11-13-2004	Arizona	Home	6	144	2
JuJu Smith-Schuster	10-24-2015	Utah	Home	8	143	1
Drake London	11-23-2019	UCLA	Home	8	142	1

Deontay Burnett	9-2-2017	Western Michigan	Home	7	142	0
Gary Wellman	11-3-1990	California	Home	9	142	0
Deontay Burnett	12-29-2017	Ohio State	N27	12	139	0
JuJu Smith-Schuster	10-17-2015	Notre Dame	Away	6	139	1
Dwayne Jarrett	10-16-2004	Arizona State	Home	5	139	3
Keyshawn Johnson	10-8-1994	Oregon State	Away	6	139	0
JuJu Smith-Schuster	11-7-2015	Arizona	Home	8	138	1
Billy Miller	9-13-1997	Washington St.	Home	10	138	0
Sam Dickerson	10-25-1969	Georgia Tech	Home	6	138	2
Drake London	9-4-2021	San Jose State	Home	12	137	0
Dwayne Jarrett	9-16-2006	Nebraska	Home	11	136	2
Steve Smith	12-6-2003	Oregon State	Home	5	136	1
Steve Smith	10-8-2005	Arizona	Home	7	135	0
Johnnie Morton	11-2-1991	California	Away	8	135	0
Erik Affholter	11-12-1988	Arizona State	Away	8	135	1
Erik Affholter	10-29-1988	Oregon State	Away	7	135	3
Sam Dickerson	11-21-1970	UCLA	Home	4	134	1
JuJu Smith-Schuster	1-2-2017	Penn State	N5	7	133	1
Lindon Crow	9-24-1954	Pittsburgh	Home	3	133	1
JuJu Smith-Schuster	10-15-2016	Arizona	Away	9	132	3
Robert Woods	10-20-2012	Colorado	Home	8	132	4
Dwayne Jarrett	11-25-2006	Notre Dame	Home	7	132	3
Reggie Bush	10-25-2003	Washington	Away	5	132	2
Hank Norman	9-21-1985	Baylor	Home	10	132	1
Adoree' Jackson	9-26-2015	Arizona State	Away	3	131	1
Robert Woods	9-24-2011	Arizona State	Away	8	131	0
Drake London	10-2-2021	Colorado	Away	9	130	1
Robert Woods	11-4-2011	Colorado	Away	9	130	2
Steve Smith	9-17-2005	Arkansas	Home	4	129	0
Steve Smith	9-25-2004	Stanford	Away	7	129	1
Mike Williams	10-11-2003	Stanford	Home	7	129	3
Kareem Kelly	10-23-1999	Stanford	Home	8	129	0
Tyler Vaughns	12-12-2020	UCLA	Away	8	128	1
Amon-Ra St. Brown	11-23-2019	UCLA	Home	8	128	0
Nelson Agholor	10-18-2014	Colorado	Home	6	128	3
Reggie Bush	8-28-2004	Virginia Tech	N21	5	127	3
Kareem Kelly	10-13-2001	Arizona State	Home	5	127	0
Johnnie Morton	11-6-1993	Stanford	Home	4	127	2
Edesel Garrison	10-23-1971	Notre Dame	Away	5	127	2
Tyler Vaughns	10-28-2017	Arizona State	Away	6	126	2
Erik Affholter	10-1-1988	Arizona	Away	9	126	3
Drake London	11-7-2020	Arizona State	Home	8	125	1
Keary Colbert	9-21-2002	Kansas State	Away	11	125	1
Marqise Lee	11-4-2011	Colorado	Away	9	124	2
Fred Davis	9-22-2007	Washington St.	Home	9	124	2
Mike Williams	9-6-2003	BYU	Home	10	124	2
R. Jay Soward	11-21-1998	UCLA	Away	7	124	0
Keyshawn Johnson	9-9-1995	San Jose St.	Home	8	124	0
Hank Norman	11-16-1985	Washington	Away	5	124	0
Bob Chandler	10-17-1970	Washington	Home	6	124	0
Hal Bedsole	10-21-1961	California	Away	7	124	2
Deontay Burnett	9-16-2017	Texas	Home	8	123	2*
JuJu Smith-Schuster	10-1-2016	Arizona State	Home	7	123	3
JuJu Smith	8-30-2014	Fresno State	Home	4	123	0
Lynn Swann	10-20-1973	Oregon	Home	5	122	1
Earl McCullouch	10-7-1967	Stanford	Home	7	122	2
Mike Garrett	10-24-1964	California	Home	6	122	1
Keyshawn Johnson	10-21-1995	Notre Dame	Away	6	122	1
Deontay Burnett	2-9-2017	Stanford	Home	9	121	2
Dwayne Jarrett	1-4-2006	Texas	N5	10	121	1
Gary Wellman	9-15-1990	Penn State	Home	9	121	0
Randy Simmrin	11-27-1976	Notre Dame	Home	6	121	1
Jim Lawrence	10-12-1968	Stanford	Away	4	121	0
Tyler Vaughns	11-24-2018	Notre Dame	Home	12	120	1
Nelson Agholor	11-29-2014	Notre Dame	Home	12	120	1
Keary Colbert	10-18-2003	Notre Dame	Away	8	120	1
Edward Hervey	11-12-1994	Arizona	Home	5	120	1
Ken Henry	9-19-1987	Boston College	Home	6	120	1
Randy Simmrin	10-8-1977	Alabama	Home	6	120	0
Tyler Vaughns	12-29-2017	Ohio State	N27	6	119	0
Robert Woods	10-22-2011	Notre Dame	Away	12	119	2
Fred Davis	11-22-2007	Arizona State	Away	5	119	1
Randy Tanner	9-7-1985	Illinois	Away	4	119	1
Tahj Washington	10-29-2022	Arizona	Away	7	118	2
Javorius Allen	9-13-2014	Boston College	Away	9	118	1
Marqise Lee	12-21-2013	Fresno State	N19	7	118	2
Dwayne Jarrett	11-4-2006	Stanford	Away	5	118	1
Johnnie Morton	10-30-1994	California	Away	7	118	1
Timmie Ware	11-5-1983	Stanford	Home	4	118	1
Shelton Diggs	11-13-1976	Washington	Home	4	118	1
Malaeofu MacKenzie	9-2-2002	Auburn	Home	6	117	0
Timmie Ware	9-10-1993	Florida	Home	4	117	1
Robert Woods	10-16-2010	California	Home	7	116	2
Patrick Turner	10-7-2006	Washington	Home	12	116	1
Dwayne Jarrett	10-8-2005	Arizona	Home	9	116	2
Chris Miller	9-14-1996	Oregon State	Home	7	116	0
Keyshawn Johnson	11-18-1995	UCLA	Home	12	116	0
Michael Jackson III	11-5-2022	California	Home	5	115	2
Dwayne Jarrett	1-4-2005	Oklahoma	N20	5	115	1
Windrell Hayes	10-9-1999	Arizona	Away	9	115	1
Curtis Conway	9-19-1992	Oklahoma	Away	9	115	1
Gary Wellman	11-12-1988	Arizona State	Away	4	115	1
Bob Chandler	11-9-1968	California	Home	8	115	1
Kyle Ford	10-29-2022	Arizona	Away	6	114	1
Kareem Kelly	11-11-2000	Washington St.	Home	7	114	1
Keyshawn Johnson	11-26-1994	Notre Dame	Home	6	114	0



TOP INDIVIDUAL PERFORMANCES

Johnnie Morton	10-10-1992	Oregon	Home	8	114	3
Calvin Sweeney	11-22-1977	Notre Dame	Away	5	114	1
Leon Clarke	10- 8-1954	TCU	Home	4	114	0
Amon-Ra St. Brown	11-14-2020	Arizona	Away	7	113	0
Deontay Burnett	10-21-2017	Notre Dame	Away	8	113	1
JuJu Smith-Schuster	10-8-2016	Colorado	Home	5	113	0
Robert Woods	11-26-2011	UCLA	Home	12	113	2
Steve Smith	1-4-2005	Oklahoma	N20	7	113	3
Keary Colbert	10-7-2000	Arizona	Home	6	113	0
Johnnie Morton	10- 9-1993	Oregon	Away	7	113	2
Johnnie Morton	11- 7-1992	Stanford	Away	5	113	0
Hank Norman	10-19-1985	Stanford	Home	2	113	0
Tahj Washington	11-5-2022	California	Home	7	112	1
Amon-Ra St. Brown	10-12-2019	Notre Dame	Away	8	112	1
Mike Williams	10-18-2003	Notre Dame	Away	9	112	1
Mike Williams	10-5-2002	Washington St.	Away	6	112	1+
Billy Miller	10-4-1997	UNLV	Home	8	112	0
Keyshawn Johnson	9-23-1995	Arizona	Away	9	112	1
Curtis Conway	10- 3-1992	Washington	Away	5	112	1
Fred Hill	10-31-1964	Washington	Home	11	112	0
Hal Bedsole	9-29-1962	SMU	Away	4	112	2
Drake London	11-16-2019	California	Away	6	111	1
Keyshawn Johnson	10-28-1995	Washington	Away	8	111	0
Hal Bedsole	10-27-1962	Illinois	Away	3	111	2
Nelson Agholor	10-25-2014	Utah	Away	10	110	0
Keyshawn Johnson	10-22-1994	California	Home	4	110	0
John Jackson	10-28-1989	Stanford	Home	7	110	0
Kevin Williams	11- 3-1979	Arizona	Home	5	110	2
John McKay	11-30-1974	Notre Dame	Home	4	110	2
Tahj Washington	1-2-2023	Tulane (Cotton Bowl)	N27	5	109	0
Ronald Johnson	10-2-2010	Washington	Home	6	109	0
Billy Miller	10-31-1998	Washington	Home	5	109	1
Keyshawn Johnson	11-12-1994	Arizona	Home	5	109	0
Johnnie Morton	9-11-1993	Penn State	Away	6	109	0
Johnnie Morton	10-23-1993	Notre Dame	Away	6	109	0
Gary Wellman	8-31-1990	Syracuse	N4	7	109	1
Rod Sherman	11-28-1964	Notre Dame	Home	7	109	1
Damian Williams	10-17-2009	Notre Dame	Away	4	108	2
Steve Smith	1- 1-2007	Michigan	N5	7	108	1
Mike Williams	10-4-2003	Arizona State	Away	5	108	0
Johnnie Morton	11-14-1992	Arizona	Home	4	108	0
John Jackson	9-23-1989	Ohio State	Home	2	108	1
Randy Simmrin	11-25-1977	UCLA	Home	6	108	0
Lynn Swann	1- 1-1973	Ohio State	N5	6	108	1
Willie Brown	1- 1-1963	Wisconsin	N5	3	108	0
Michael Pittman Jr.	10-20-2018	Utah	Away	4	107	1
Stanley Havili	9-25-2010	Washington St.	Away	5	107	1
Patrick Turner	10-27-2007	Oregon	Away	7	107	1
Windrell Hayes	10-16-1999	Notre Dame	Away	8	107	1
Ken Grace	10- 1-1994	Oregon	Home	6	107	0
Randy Tanner	9- 7-1987	Michigan State	Away	8	107	1
Randy Simmrin	9-10-1977	Missouri	Away	5	107	1
Jordan Addison	10-15-2022	Utah	Away	7	106	1
Tyler Vaughns	11-23-2019	UCLA	Home	6	106	1
Tyler Vaughns	9-7-2019	Stanford	Home	5	106	1
Michael Pittman Jr.	11-17-2018	UCLA	Away	7	106	0
Kareem Kelly	11-23-2000	San Jose State	Home	7	106	1
Larry Parker	10-24-1998	Oregon	Away	4	106	0
Ken Grace	11-20-1993	UCLA	Home	4	106	0
Shelton Diggs	10- 2-1976	Iowa	Home	6	106	2
Bob Chandler	10-10-1970	Stanford	Away	8	106	1
Jordan Addison	10-1-2022	Arizona State	Home	8	105	0
Marqise Lee	11-1-2013	Oregon State	Away	5	105	1
R. Jay Soward	10-10-1998	California	Home	4	105	1
Larry Parker	10-3-1998	Arizona State	Home	5	105	0
Billy Miller	10-25-1997	Oregon	Home	9	105	0
Calvin Sweeney	11-25-1978	Notre Dame	Home	5	105	0
Keyshawn Johnson	9-24-1994	Baylor	Home	4	105	0
Jeff Simmons	11-13-1982	Arizona	Away	6	105	2
Rod Sherman	11-27-1965	Wyoming	Home	7	105	1
Tyler Vaughns	10-25-2019	Colorado	Away	8	104	1
Michael Pittman Jr.	11-23-2019	UCLA	Home	13	104	2
JuJu Smith	10-18-2014	Colorado	Home	4	104	1
Nelson Agholor	11-16-2013	Stanford	Home	8	104	0
Marqise Lee	8-29-2013	Hawaii	Away	8	104	0
Mike Williams	8-30-2003	Auburn	Away	8	104	1
Kareem Kelly	9-4-1999	Hawaii	Away	5	104	0
Larry Parker	12-31-1998	TCU	N3	4	104	0
John McKay	1- 1-1975	Ohio State	N5	5	104	1
Ron Drake	10- 1-1966	Oregon State	N15	8	104	0
JuJu Smith-Schuster	9-26-2015	Arizona State	Away	5	103	2
Marqise Lee	10-20-2012	Colorado	Home	6	103	1
Mike Williams	10-12-2002	California	Home	6	103	1
John Allred	9-21-1996	Houston	Away	10	103	0
Jeff Simmons	9-11-1982	Florida	Away	5	103	0
Robert Woods	9-10-2011	Utah	Home	8	102	0
Dwayne Jarrett	11-27-2004	Notre Dame	Home	6	102	2
Travis Hannah	11-10-1990	Oregon State	Away	6	102	2
John Jackson	9-30-1989	Washington St.	Away	11	102	1
Erik Affholter	10-24-1987	Notre Dame	Away	8	102	0
Rod Sherman	1- 2-1967	Purdue	N5	7	102	1
Damian Williams	10-3-2009	California	Away	8	101	0
Dwayne Jarrett	11- 5-2005	Stanford	Home	8	101	1
Dwayne Jarrett	10-15-2005	Notre Dame	Away	4	101	0
R. Jay Soward	10-16-1999	Notre Dame	Away	10	101	1
Gary Wellman	11-24-1990	Notre Dame	Home	9	101	0

Joe Cormier	11-23-1985	UCLA	Home	8	101	1
Dan Garcia	11- 3-1979	Arizona	Home	6	101	0
Rod Sherman	9-26-1964	Oklahoma	Away	7	101	0
Hal Bedsole	1- 1-1963	Wisconsin	N5	4	101	2
Ralph Heywood	10- 9-1943	St. Mary's PF	Home	4	101	1
Amon-Ra St. Brown	11-7-2020	Arizona State	Home	7	100	0
Marqise Lee	9-15-2012	Stanford	Away	8	100	0
Damian Williams	9-26-2009	Washington St.	Home	5	100	1
Patrick Turner	11- 1-2008	Washington	Home	6	100	2
Keary Colbert	10-4-2003	Arizona State	Away	5	100	1
Kareem Kelly	10-9-1999	Arizona	Away	6	100	0
Shelton Diggs	11- 6-1976	Stanford	Away	3	100	3
John McKay	10-26-1974	Oregon State	Home	6	100	1
Jim Lawrence	9-30-1967	Michigan State	Away	5	100	1

+-One overtime

*-Two overtimes

**-Three overtimes

N1-Cotton Bowl, Dallas, Texas

N2-Anaheim Stadium, Anaheim, California

N3-Sun Bowl, El Paso, Texas

N4-Giants Stadium, East Rutherford, New Jersey

N5-Rose Bowl, Pasadena, California

N15-Multnomah Stadium, Portland, Oregon

N19-Sam Boyd Stadium, Las Vegas, Nevada

N20-Pro Player Stadium, Miami, Florida

N21-FedEx Field, Landover, Maryland

N22-AT&T Park, San Francisco, California

N25-Qualcomm/SDCCU Stadium, San Diego, California

N26-Levi's Stadium, Santa Clara, California

N27-AT&T Stadium, Arlington, Texas



100-Yard Receiving Performances

- 17 - Keyshawn Johnson	- 3 - Lynn Swann Shelton Diggs John McKay Bob Chandler Hank Norman Larry Parker Fred Davis Patrick Turner Tahj Washington
- 15 - Marqise Lee	
- 13 - Johnnie Morton Dwayne Jarrett	
- 12 - Mike Williams	- 2 - Jim Lawrence Earl McCullouch Sam Dickerson Calvin Sweeney Dan Garcia Timmie Ware Randy Tanner Ken Henry Curtis Conway Ken Grace Chris Miller Windrell Hayes Reggie Bush
- 11 - JuJu Smith-Schuster	
- 10 - Robert Woods	
- 9 - Kareem Kelly Steve Smith Michael Pittman Jr. Drake London	
- 8 - R. Jay Soward Nelson Agholor Tyler Vaughns	- 1 - Ralph Heywood Leon Clarke Lindon Crow Fred Hill Willie Brown Mike Garrett Ron Drake Edesel Garrison Joe Cormier Travis Hannah David Moton Kevin Williams Edward Hervey John Allred Malaefou MacKenzie Anthony McCoy Stanley Havili Ronald Johnson Javorius Allen Adoree' Jackson Gary Bryant Jr. Mario Williams Brenden Rice Kyle Ford Michael Jackson III
- 7 - Amon-Ra St. Brown	
- 6 - Erik Affholter Keary Colbert Deontay Burnett	
- 5 - Hal Bedsole John Jackson Gary Wellman Damian Williams	
- 4 - Rod Sherman Randy Simmrin Jeff Simmons Billy Miller Jordan Addison	

History of USC Game Receiving Yardage Record

PLAYER	DATE	OPPONENT	SITE	NO.	YDS	TD
Ralph Heywood	10-9-1943	St. Mary's PF	Home	4	101	1
Lindon Crow	9-24-1954	Pittsburgh	Home	3	133	1
Hal Bedsole	10-20-1962	California	Home	6	201	2
Johnnie Morton	9-25-1993	Washington St.	Home	8	229	1
R. Jay Soward	11-23-1996	UCLA	Away	6	260	3*
Marqise Lee	10-27-2012	Arizona	Away	16	345	2

*-Two overtimes



TOP INDIVIDUAL PERFORMANCES

USC
8 OR MORE RECEPTIONS
(Since 1926)

PLAYER	DATE	OPPONENT	SITE	NO.	YDS	TD
Robert Woods	9-3-2011	Minnesota	Home	17	177	3
Drake London	10-9-2021	Utah	Home	16	162	1
Nelson Agholor	11-13-2014	California	Home	16	216	2
Marqise Lee	10-27-2012	Arizona	Away	16	345	2
Drake London	10-23-2021	Notre Dame	Away	15	171	0
Johnnie Morton	9-4-1993	Houston	Home	15	186	3
Robert Woods	10-1-2011	Arizona	Home	14	255	2
John Jackson	10-21-1989	Notre Dame	Away	14	200	1
Drake London	9-18-2021	Washington St.	Away	13	170	2
Michael Pittman Jr.	11-23-2019	UCLA	Home	13	104	2
Michael Pittman Jr.	11-9-2019	Arizona State	Away	13	146	0
Deontay Burnett	1-2-2017	Penn State	N5	13	164	3
Marqise Lee	11-26-2011	UCLA	Home	13	224	2
Mike Williams	10-26-2002	Oregon	Away	13	226	2
Keyshawn Johnson	9-30-1995	Arizona State	Home	13	171	1
Drake London	9-4-2021	San Jose State	Home	12	137	0
Tyler Vaughns	10-24-2018	Notre Dame	Home	12	120	1
Deontay Burnett	12-29-2017	Ohio State	N27	12	139	0
Nelson Agholor	11-29-2014	Notre Dame	Home	12	120	1
Marqise Lee	11-3-2012	Oregon	Home	12	157	2
Marqise Lee	10-4-2012	Utah	Away	12	192	1
Robert Woods	11-26-2011	UCLA	Home	12	113	2
Robert Woods	10-22-2011	Notre Dame	Away	12	119	2
Robert Woods	10-9-2010	Stanford	Away	12	224	3
Damian Williams	12-26-2009	Boston College	N22	12	189	0
Patrick Turner	10-7-2006	Washington	Home	12	116	1
R. Jay Soward	10-2-1999	Oregon	Away	12	148	1**
Keyshawn Johnson	1-1-1996	Northwestern	N5	12	216	1
Keyshawn Johnson	11-18-1995	UCLA	Home	12	116	0
Jordan Addison	11-19-2022	UCLA	Away	11	178	1
Michael Pittman Jr.	11-16-2019	California	Away	11	180	1
Tyler Vaughns	8-31-2019	Fresno State	Home	11	150	0
JuJu Smith-Schuster	12-5-2015	Stanford	N26	11	87	0
Marqise Lee	9-22-2012	California	Home	11	94	2
Marqise Lee	9-8-2012	Syracuse	N23	11	66	3
Dwayne Jarrett	1-1-2007	Michigan	N5	11	205	2
Steve Smith	10-28-2006	Oregon State	Away	11	258	2
Steve Smith	9-30-2006	Washington St.	Away	11	186	2
Dwayne Jarrett	9-16-2006	Nebraska	Home	11	136	2
Dwayne Jarrett	10-29-2005	Washington St.	Home	11	200	1
Mike Williams	11-22-2003	UCLA	Home	11	181	2
Mike Williams	11-15-2003	Arizona	Away	11	157	3
Keary Colbert	9-21-2002	Kansas State	Away	11	125	1
Keyshawn Johnson	11-19-1994	UCLA	Away	11	175	1
John Jackson	9-30-1989	Washington St.	Away	11	102	1
Jeff Simmons	10-30-1982	Arizona State	Away	11	173	1
Jeff Simmons	11-27-1982	Notre Dame	Home	11	149	0
Fred Hill	10-31-1964	Washington	Home	11	112	0
Drake London	9-25-2021	Oregon State	Home	10	165	0
Amon-Ra St. Brown	12-12-2020	UCLA	Away	10	73	2
Michael Pittman Jr.	9-20-2019	Utah	Home	10	232	1
Amon-Ra St. Brown	11-24-2018	Notre Dame	Home	10	94	0
JuJu Smith-Schuster	9-12-2015	Idaho	Home	10	192	2
Nelson Agholor	10-25-2014	Utah	Away	10	110	0
Marqise Lee	11-10-2012	Arizona State	Home	10	161	1
Robert Woods	9-8-2012	Syracuse	N23	10	93	2
Marqise Lee	9-1-2012	Hawaii	Home	10	197	1
Damian Williams	1-1-2009	Penn State	N5	10	162	1
Dwayne Jarrett	1-4-2006	Texas	N5	10	121	1
Mike Williams	9-6-2003	BYU	Home	10	124	2
Mike Williams	11-30-2002	Notre Dame	Home	10	169	2
Kareem Kelly	9-9-2000	Colorado	Home	10	145	0
R. Jay Soward	10-16-1999	Notre Dame	Away	10	101	1
Billy Miller	9-13-1997	Washington St.	Home	10	138	0
John Allred	9-21-1996	Houston	Away	10	103	0
Johnnie Morton	12-30-1993	Utah	N2	10	147	2
Hank Norman	9-21-1985	Baylor	Home	10	132	1
Lynn Swann	10-13-1973	Washington St.	Home	10	148	2
Ron Drake	10-28-1966	Miami (Fla.)	Away	10	94	0
Gary Bryant Jr.	11-20-2021	UCLA	Home	9	161	1
Tahj Washington	11-6-2021	Arizona State	Away	9	78	0
Drake London	10-30-2021	Arizona	Home	9	81	2
Drake London	10-2-2021	Colorado	Away	9	130	1
Amon-Ra St. Brown	12-27-2019	Iowa	N25	9	163	0
Michael Pittman Jr.	9-14-2019	BYU	Away	9	95	2+
Amon-Ra St. Brown	9-15-2018	Texas	Away	9	167	0
Deontay Burnett	9-23-2017	California	Away	9	76	1
Deontay Burnett	2-9-2017	Stanford	Home	9	121	2
JuJu Smith-Schuster	10-15-2016	Arizona	Away	9	132	9
Nelson Agholor	10-4-2014	Arizona State	Home	9	85	0
Javorius Allen	9-13-2014	Boston College	Away	9	118	1
Nelson Agholor	9-13-2014	Boston College	Away	9	64	1
Nelson Agholor	9-6-2014	Stanford	Away	9	91	0
Marqise Lee	11-17-2012	UCLA	Away	9	158	1
Robert Woods	10-27-2012	Arizona	Away	9	93	0
Marqise Lee	11-12-2011	Washington	Home	9	74	1
Robert Woods	11-4-2011	Colorado	Away	9	130	2
Marqise Lee	11-4-2011	Colorado	Away	9	124	2
Robert Woods	10-29-2011	Stanford	Home	9	89	1**
Robert Woods	11-27-2010	Notre Dame	Home	9	87	0

Damian Williams	10-31-2009	Oregon	Away	9	82	1
Patrick Turner	10-6-2007	Stanford	Home	9	83	0
Fred Davis	9-22-2007	Washington St.	Home	9	124	2
Dwayne Jarrett	10-8-2005	Arizona	Home	9	116	2
Keary Colbert	11-1-2003	Washington St.	Home	9	80	1
Mike Williams	10-18-2003	Notre Dame	Away	9	112	1
Mike Williams	10-12-2002	Washington	Home	9	159	3
Kareem Kelly	10-30-1999	California	Away	9	170	1
Windrell Hayes	10-9-1999	Arizona	Away	9	115	1
Windrell Hayes	11-21-1998	UCLA	Away	9	95	0
Billy Miller	10-25-1997	Oregon	Home	9	105	0
Keyshawn Johnson	10-14-1995	Washington St.	Home	9	85	0
Keyshawn Johnson	9-23-1995	Arizona	Away	9	112	1
Ken Grace	9-24-1994	Baylor	Home	9	70	1
Johnnie Morton	11-28-1992	Notre Dame	Home	9	91	0
Curtis Conway	9-19-1992	Oklahoma	Away	9	115	1
Johnnie Morton	10-19-1991	Stanford	Home	9	77	0
Gary Wellman	11-24-1990	Notre Dame	Home	9	101	0
Gary Wellman	11-3-1990	California	Home	9	142	0
Gary Wellman	9-15-1990	Penn State	Home	9	121	0
Erik Affholter	10-1-1988	Arizona	Away	9	126	3
Erik Affholter	11-21-1987	UCLA	Home	9	151	1
Joe Cormier	11-19-1983	UCLA	Home	9	87	0
Deon Strother	10-23-1993	Notre Dame	Away	9	71	1
Jordan Addison	10-1-2022	Arizona	Away	8	105	0
Tahj Washington	10-30-2021	Arizona	Home	8	87	0
Drake London	12-18-2020	Oregon	Home	8	75	0
Tyler Vaughns	12-12-2020	UCLA	Away	8	128	1
Drake London	11-7-2020	Arizona State	Home	8	125	1
Drake London	11-23-2019	UCLA	Home	8	142	1
Amon-Ra St. Brown	11-23-2019	UCLA	Home	8	128	0
Michael Pittman Jr.	11-2-2019	Oregon	Home	8	37	1
Amon-Ra St. Brown	11-9-2019	Arizona State	Away	8	173	1
Tyler Vaughns	10-25-2019	Colorado	Away	8	104	1
Amon-Ra St. Brown	10-12-2019	Notre Dame	Away	8	112	1
Tyler Vaughns	9-7-2019	Stanford	Home	8	97	2
Tyler Vaughns	11-10-2018	California	Home	8	91	2
Deontay Burnett	10-21-2017	Notre Dame	Away	8	113	1
Deontay Burnett	10-14-2017	Utah	Home	8	99	0
Deontay Burnett	9-16-2017	Texas	Home	8	123	2*
JuJu Smith-Schuster	11-19-2016	UCLA	Away	8	76	0
JuJu Smith-Schuster	9-23-2016	Utah	Away	8	98	0
JuJu Smith-Schuster	11-7-2015	Arizona	Home	8	138	1
JuJu Smith-Schuster	10-24-2015	Utah	Home	8	143	1
JuJu Smith-Schuster	9-19-2015	Stanford	Home	8	153	1
Nelson Agholor	11-1-2014	Washington St.	Away	8	220	1
Nelson Agholor	11-16-2013	Stanford	Home	8	104	0
Marqise Lee	8-29-2013	Hawaii	Away	8	104	0
Robert Woods	10-20-2012	Colorado	Home	8	132	4
Marqise Lee	9-15-2012	Stanford	Away	8	100	0
Marqise Lee	11-19-2011	Oregon	Away	8	187	1
Marqise Lee	10-1-2011	Arizona	Home	8	144	1
Robert Woods	9-17-2011	Syracuse	Home	8	82	1
Robert Woods	9-10-2011	Utah	Home	8	102	0
Robert Woods	11-13-2010	Arizona	Away	8	41	0
Damian Williams	12-5-2009	Arizona	Home	8	51	0
Damian Williams	10-3-2009	California	Away	8	101	0
Dwayne Jarrett	11-5-2005	Stanford	Home	8	101	1
Dwayne Jarrett	9-24-2005	Oregon	Away	8	94	2
Dominique Byrd	11-13-2004	Arizona	Home	8	72	0
Steve Smith	9-11-2004	Colorado State	Home	8	79	1
Mike Williams	1-1-2004	Michigan	N5	8	88	0
Keary Colbert	10-18-2003	Notre Dame	Away	8	120	1
Keary Colbert	9-27-2003	California	Away	8	81	1**
Mike Williams	8-30-2003	Auburn	Away	8	104	1
Mike Williams	11-9-2002	Stanford	Away	8	94	1
Kareem Kelly	10-5-2002	Washington St.	Away	8	66	0+
Windrell Hayes	10-30-1999	California	Away	8	88	0
Kareem Kelly	10-23-1999	Stanford	Home	8	129	0
Windrell Hayes	10-16-1999	Notre Dame	Away	8	107	1
R. Jay Soward	11-22-1997	UCLA	Home	8	181	1
R. Jay Soward	11-8-1997	Stanford	Home	8	81	1
Billy Miller	10-4-1997	UNLV	Home	8	112	0
Billy Miller	9-6-1997	Florida St.	Home	8	56	0
Keyshawn Johnson	11-11-1995	Oregon State	Away	8	75	0
Keyshawn Johnson	10-28-1995	Washington	Away	8	111	0
Keyshawn Johnson	9-16-1995	Houston	Home	8	176	2
Keyshawn Johnson	9-9-1995	San Jose St.	Home	8	124	0
Keyshawn Johnson	1-2-1995	Texas Tech	N1	8	222	3
Keyshawn Johnson	11-5-1994	Washington St.	Away	8	145	3
Johnnie Morton	9-25-1993	Washington St.	Home	8	229	1
Johnnie Morton	10-10-1992	Oregon	Home	8	114	3
Johnnie Morton	11-9-1991	Washington	Home	8	83	0
Johnnie Morton	11-2-1991	California	Away	8	135	0
Erik Affholter	11-12-1988	Arizona State	Away	8	135	1
John Jackson	11-12-1988	Arizona State	Away	8	86	1
Erik Affholter	9-24-1988	Oklahoma	Home	8	94	0
Erik Affholter	9-1-1988	Boston College	Away	8	85	0
Erik Affholter	10-24-1987	Notre Dame	Away	8	102	0
Erik Affholter	10-10-1987	Oregon	Away	8	147	2
Randy Tanner	9-7-1987	Michigan State	Away	8	107	1
Joe Cormier	11-23-1985	UCLA	Home	8	101	1
Dan Garcia	10-20-1979	Notre Dame	Away	8	149	1
Shelton Diggs	1-1-1977	Michigan	N5	8	98	1
Bob Chandler	10-10-1970	Stanford	Away	8	106	1
Bob Chandler	11-9-1968	California	Home	8	115	1
Rob Drake	10-1-1966	Oregon State	N15	8	104	0



Willie Brown	9-22-1961	Georgia Tech	Home	8	87	0
Robert Peoples	9-30-1939	Oregon	Home	8	54	1

+ -One overtime
 * -Two overtimes
 ** -Three overtimes

- N1-Cotton Bowl, Dallas Texas
- N2-Anaheim Stadium, Anaheim, California
- N5-Rose Bowl, Pasadena, California
- N15-Multnomah Stadium, Portland, Oregon
- N22-AT&T Park, San Francisco, California
- N23-MetLife Stadium, East Rutherford, New Jersey
- N25-Qualcomm/SDCCU Stadium, San Diego, California
- N26-Levi's Stadium, Santa Clara, California
- N27-AT&T Stadium, Arlington, Texas

8-Reception Receiving Performances

<p>- 15 - Robert Woods Marqise Lee</p> <p>- 12 - Keyshawn Johnson</p> <p>- 10 - Mike Williams Drake London</p> <p>- 8 - Johnnie Morton Nelson Agholor JuJu Smith-Schuster Amon-Ra St. Brown</p> <p>- 7 - Erik Affholter Dwayne Jarrett Deontay Burnett</p> <p>- 6 - Michael Pittman Jr. Tyler Vaughns</p> <p>- 5 - Damian Williams</p> <p>- 4 - Billy Miller R. Jay Soward Kareem Kelly Keary Colbert</p>	<p>- 3 - Gary Wellman John Jackson Windrell Hayes Steve Smith</p> <p>- 2 - Ron Drake Bob Chandler Jeff Simmons Joe Cormier Patrick Turner Tahj Washington Jordan Addison</p> <p>- 1 - Robert Peoples Willie Brown Fred Hill Lynn Swann Shelton Diggs Dan Garcia Hank Norman Randy Tanner Curtis Conway Deon Strother Ken Grace John Allred Dominique Byrd Fred Davis Javorius Allen Gary Bryant Jr.</p>
--	--

USC LONGEST FIELD GOAL (Since 1907)

PLAYER	DATE	OPPONENT	SITE	YDS
Don Shafer	11-29-1986	Notre Dame	Home	60
Quin Rodriguez	12-31-1990	Michigan State	N3	54
Andre Heidari	9-6-2014	Stanford	Away	53
Steve Jordan	10-6-1984	Washington St.	Away	53
Parker Lewis	11-6-2021	Arizona State	Away	52
Andre Heidari	9-13-2014	Boston College	Away	52
Andre Heidari	8-29-2013	Hawaii	Away	52
Don Shafer	11-16-1985	Washington	Away	52
Steve Jordan	10-16-1982	Stanford	Away	52
Chase McGrath	10-28-2017	Arizona State	Away	51
Steve Jordan	1-1-1985	Ohio State	N5	51
Steve Jordan	1-1-1985	Ohio State	N5	51
Steve Jordan	11-10-1984	Washington	Home	51
Andre Heidari	10-29-2011	Stanford	Home	50**
Steve Jordan	9-22-1984	Arizona State	Away	50
Steve Jordan	9-22-1984	Arizona State	Away	50
Steve Jordan	10-30-1982	Arizona State	Away	50
Chris Limahelu	11-23-1974	UCLA	Home	50
Denis Lynch	11-19-2022	UCLA	Away	49
Parker Lewis	10-2-2021	Colorado	Home	49
Matt Boermeester	10-1-2016	Arizona State	Home	49
David Buehler	11-18-2006	California	Home	49
Adam Abrams	10-24-1998	Oregon	Away	49
Adam Abrams	9-26-1998	Florida State	Away	49
Frank Jordan	9-24-1977	TCU	Home	49
Parker Lewis	12-6-2020	Washington St.	Home	48
Ryan Killeen	10-26-2002	Oregon	Away	48
David Newbury	9-4-1999	Hawaii	Away	48
Quin Rodriguez	10-20-1990	Arizona	Home	48
Erik Affholter	9-19-1987	Boston College	Home	48
Don Shafer	11-29-1986	Notre Dame	Home	48
Steve Jordan	10-31-1981	Washington St.	Home	48
Parker Lewis	11-21-2020	Utah	Away	47
Chase McGrath	9-1-2018	UNLV	Home	47
Matt Boermeester	9-17-2016	Stanford	Away	47
Matt Boermeester	9-3-2016	Alabama	N27	47
Andre Heidari	11-16-2013	Stanford	Home	47
Andre Heidari	9-10-2011	Utah	Home	47
David Buehler	11-3-2007	Oregon State	Home	47
David Davis	10-27-2001	Arizona	Away	47
David Newbury	8-27-2000	Penn State	N4	47
Quin Rodriguez	11-12-1988	Arizona State	Away	47
Don Shafer	10-19-1985	Stanford	Home	47
Steve Jordan	11-10-1984	Washington	Home	47
Scott Livingston	9-12-1981	Tennessee	Home	47
Eric Hipp	9-20-1980	South Carolina	Home	47
Eric Hipp	9-13-1980	Tennessee	Away	47
Glen Walker	10-4-1975	Iowa	Away	47
Chris Limahelu	1-1-1974	Ohio State	N5	47
Parker Lewis	9-25-2021	Oregon State	Home	46
Michael Brown	11-17-2018	UCLA	Away	46
Michael Brown	11-3-2018	Oregon State	Away	46
Chase McGrath	9-1-2018	UNLV	Home	46
Chase McGrath	9-23-2017	California	Away	46
Matt Boermeester	1-2-2017	Penn State	N5	46
Matt Boermeester	10-1-2016	Arizona State	Home	46
Andre Heidari	10-1-2011	Arizona	Home	46
David Buehler	12-1-2007	UCLA	Home	46
Adam Abrams	12-31-1998	TCU	N3	46
Adam Abrams	11-15-1997	Oregon State	Away	46
Adam Abrams	1-1-1996	Northwestern	N5	46
Quin Rodriguez	9-15-1990	Penn State	Home	46
Don Shafer	11-2-1985	Washington St.	Home	46
Don Shafer	9-7-1985	Illinois	Away	46
Steve Jordan	11-10-1984	Washington	Home	46
Steve Jordan	9-24-1983	Kansas	Home	46
Glen Walker	11-27-1976	Notre Dame	Home	46
Denis Lynch	10-29-2022	Arizona	Away	45
Denis Lynch	9-10-2022	Stanford	Away	45
Parker Lewis	11-6-2021	Arizona State	Away	45
Andre Heidari	10-10-2013	Arizona	Home	45
Joe Houston	11-27-2010	Notre Dame	Home	45
Ryan Killeen	10-4-2003	Arizona State	Away	45
Adam Abrams	8-30-1998	Purdue	Home	45
Grant Runnerstrum	9-16-1989	Utah State	Home	45
Steve Jordan	11-17-1984	UCLA	Away	45
Steve Jordan	10-29-1983	California	Away	45
Steve Jordan	9-10-1983	Florida	Home	45
Steve Jordan	11-14-1981	Washington	Away	45
Eric Hipp	9-13-1980	Tennessee	Away	45
Eric Hipp	10-27-1979	California	Away	45
Frank Jordan	9-24-1977	TCU	Home	45
Glen Walker	12-22-1975	Texas A&M	N12	45
Glen Walker	10-18-1975	Oregon	Home	45
Courtney Decius	11-6-1909	Occidental	Away	45
Parker Lewis	10-2-2021	Colorado	Home	44
Matt Boermeester	1-2-2017	Penn State	N5	44
Mario Danelo	9-2-2006	Arkansas	Away	44

History of USC Game Receptions Record

PLAYER	DATE	OPPONENT	SITE	NO.	YDS	TD
Robert Peoples	9-30-1939	Oregon	Home	8	54	1
Willie Brown	9-22-1961	Georgia Tech	Home	8	87	0
Fred Hill	10-31-1964	Washington	Home	11	112	0
Jeff Simmons	10-30-1982	Arizona State	Away	11	173	1
Jeff Simmons	11-27-1982	Notre Dame	Home	11	149	0
John Jackson	10-21-1989	Notre Dame	Away	14	200	1
Johnnie Morton	9-4-1993	Houston	Home	15	186	3
Robert Woods	9-3-2011	Minnesota	Home	17	177	3



TOP INDIVIDUAL PERFORMANCES

Ryan Killeen	1-4-2005	Oklahoma	N20	44
David Newbury	8-27-2000	Penn State	N4	44
Don Shafer	11-30-1985	Oregon	N7	44
Steve Jordan	10-13-1984	Oregon	Away	44
Steve Jordan	10-13-1984	Oregon	Away	44
Steve Jordan	11-20-1982	UCLA	Away	44
Steve Jordan	11-21-1981	UCLA	Home	44
Glen Walker	9-25-1976	Purdue	Away	44
Denis Lynch	1-2-2023	Tulane (Cotton Bowl)	N27	43
Parker Lewis	11-21-2020	Utah	Away	43
Chase McGrath	9-16-2017	Texas	Home	43*
Matt Boermeester	9-23-2016	Utah	Away	43
Alex Wood	10-31-2015	California	Away	43
David Buehler	10-25-2008	Arizona	Away	43
Mario Danelo	1-4-2006	Texas	N5	43
Ryan Killeen	9-28-2002	Oregon State	Home	43
David Davis	9-22-2001	Oregon	Away	43
Adam Abrams	9-19-1998	Oregon State	Home	43
Quin Rodriguez	12-31-1990	Michigan State	N3	43
Quin Rodriguez	8-31-1990	Syracuse	N4	43
Eric Hipp	10-4-1980	Arizona State	Home	43
Bob Isaacson	10-20-1956	Washington	Home	43
Denis Lynch	9-24-2022	Oregon State	Away	42
Parker Lewis	12-12-2020	UCLA	Away	42
Michael Brown	9-29-2018	Arizona	Away	42
Alex Wood	10-17-2015	Notre Dame	Away	42
Andre Heidari	12-27-2014	Nebraska	N25	42
Jordan Congdon	9-19-2009	Washington	Away	42
David Buehler	10-4-2008	Oregon	Home	42
David Buehler	11-22-2007	Arizona State	Away	42
Ryan Killeen	1-4-2005	Oklahoma	N20	42
Ryan Killeen	12-4-2004	UCLA	Away	42
Ryan Killeen	11-27-2004	Notre Dame	Home	42
Ryan Killeen	8-30-2003	Auburn	Away	42
Ryan Killeen	9-28-2002	Oregon State	Home	42
Adam Abrams	10-18-1997	Notre Dame	Away	42
Cole Ford	1-2-1995	Texas Tech	N1	42
Quin Rodriguez	11-3-1990	California	Home	42
Quin Rodriguez	10-29-1988	Oregon State	Away	42
Quin Rodriguez	11-14-1987	Arizona	Away	42
Don Shafer	10-18-1986	Arizona State	Home	42
Steve Jordan	11-13-1982	Arizona	Away	42
Glen Walker	11-20-1976	UCLA	Home	42
Glen Walker	11-13-1976	Washington	Home	42
Chris Limahelu	1-1-1974	Ohio State	N5	42
Denis Lynch	9-17-2022	Fresno State	Home	41
Chase McGrath	11-16-2019	California	Away	41
Chase McGrath	11-9-2019	Arizona State	Away	41
Matt Boermeester	9-3-2016	Alabama	N27	41
Alex Wood	11-13-2015	Colorado	Away	41
Andre Heidari	9-22-2012	California	Home	41
Andre Heidari	9-24-2011	Arizona State	Away	41
Ryan Killeen	8-28-2004	Virginia Tech	N21	41
Ryan Killeen	11-16-2002	Arizona State	Home	41
David Davis	9-29-2001	Stanford	Home	41
Adam Abrams	9-23-1995	Arizona	Away	41
Cole Ford	11-7-1992	Stanford	Away	41
Steve Jordan	9-10-1983	Florida	Home	41
Steve Jordan	10-10-1981	Arizona	Home	41
Eric Hipp	1-1-1980	Ohio State	N5	41
Alex Stadthaus	10-30-2021	Arizona	Home	40
Chase McGrath	10-12-2019	Notre Dame	Away	40
Alex Wood	12-5-2015	Stanford	N26	40
Andre Heidari	10-26-2013	Utah	Home	40
Andre Heidari	9-22-2012	California	Home	40
David Davis	10-6-2001	Washington	Away	40
David Newbury	10-9-1999	Arizona	Away	40
Adam Abrams	11-7-1998	Stanford	Away	40
Quin Rodriguez	11-18-1989	UCLA	Home	40
Quin Rodriguez	9-19-1987	Boston College	Home	40
Don Shafer	11-2-1985	Washington St.	Home	40
Frank Jordan	9-23-1978	Alabama	N9	40
Glen Walker	12-22-1975	Texas A&M	N12	40
Max Belko	9-28-1935	Montana	Home	40
Norman Anderson	10-18-1924	Oregon State	N15	40

*-Two overtimes

**-Three overtimes

N1-Cotton Bowl, Dallas, Texas

N3-Sun Bowl, El Paso, Texas

N4-Giants Stadium, East Rutherford, New Jersey

N5-Rose Bowl, Pasadena, California

N7-Tokyo Olympic Memorial Stadium, Tokyo, Japan

N9-Legion Field, Birmingham, Alabama

N12-Liberty Bowl Memorial Stadium, Memphis, Tennessee

N15-Multnomah Field, Portland, Oregon

N20-Pro Player Stadium, Miami, Florida

N21-FedEx Field, Landover, Maryland

N25-Qualcomm Stadium, San Diego, California

N26-Levi's Stadium, Santa Clara, California

N27-AT&T Stadium, Arlington, Texas

Field Goals of 40 Yards or More

- 23 -	Steve Jordan	- 5 -	David Buehler
- 13 -	Andre Heidari	- 4 -	David Newbury David Davis Alex Wood
- 11 -	Quin Rodriguez Ryan Killeen	- 3 -	Frank Jordan Chris Limahelu Michael Brown
- 10 -	Adam Abrams	- 2 -	Cole Ford Mario Danelo
- 9 -	Don Shafer Parker Lewis	- 1 -	Courtney Decius Norm Anderson Max Belko Bob Isaacson Scott Livingston Erik Affholter Grant Rannerstrum Jordan Congdon Joe Houston Alex Stadthaus
- 8 -	Glen Walker Matt Boermeester Chase McGrath		
- 6 -	Eric Hipp Denis Lynch		

History of USC Field Goal Distance Record

PLAYER	DATE	OPPONENT	SITE	YDS
Eugene Shute	11-15-1907	USS Colorado	Home	30
Courtney Decius*	11-6-1909	Occidental	Away	45
Chris Limahelu	1-1-1974	Ohio State	N5	47
Chris Limahelu	11-23-1974	UCLA	Home	50
Steve Jordan	10-16-1982	Stanford	Away	52
Steve Jordan	10-6-1984	Washington St.	Away	53
Don Shafer	11-29-1986	Notre Dame	Home	60
N5-Rose Bowl, Pasadena, California				

*-This was the only field goal that Decius kicked for USC; yet his record stood for 64 years. Decius also held the record for most field goals in a single game against USC. Playing for Los Angeles High School, Decius, on Oct. 10, 1908, kicked three field goals (then worth four points each), two from the 35-yard line near the sidelines and one from the 27-yard line. That record, tied several times, stood for 65 years, until Nov. 10, 1973, when Rod Garcia kicked four field goals for Stanford against USC.



TOP OPPONENT PERFORMANCES



OPPONENT 100-YARD RUSHING GAMES

(Since 1946)

PLAYER	DATE	OPPONENT	SITE	ATT-YARDS	OPPONENT	DATE	OPPONENT	SITE	ATT-YARDS
Kenjon Barner	11-3-2012	Oregon	Home	38-321	Arizona State	10-14-1978	Arizona State	Away	19-139
Joshua Kelley	11-17-2018	UCLA	Away	40-289	Notre Dame	10-23-2021	Notre Dame	Away	25-138
Curtis Enis	8-25-1996	Penn State	N4	27-241	Alabama	9-3-2016	Alabama	N27	9-138
LaMichael James	10-30-2010	Oregon	Home	36-239	Arizona	10-10-2013	Arizona	Home	21-138
Ken Simonton	9-23-2000	Oregon State	Away	37-234	UCLA	11-21-1987	UCLA	Home	30-138
Russell White	11-2-1991	California	Away	23-229	Ted Narleski	11-25-1950	UCLA	Home	21-138
Reggie Brooks	11-28-1992	Notre Dame	Home	19-227	Zack Moss	10-20-2018	Utah	Away	25-136
Gaston Green	11-22-1986	UCLA	Away	39-224	Bryce Love	9-8-2018	Stanford	Away	22-136
Marshall Faulk	9-5-1992	San Diego St.	Away	27-220	Lexington Thomas	9-1-2018	UNLV	Home	14-136
J.R. Redmond	10-3-1998	Arizona State	Home	33-214	George Montgomery	9-21-1991	Arizona State	Home	22-136
Jack Morris	11-16-1957	Oregon	Home	15-212	Sharmon Shah	11-19-1994	UCLA	Away	25-135
Christian McCaffery	12-5-2015	Stanford	N26	32-207	Jeff Orduna	9-19-1970	Nebraska	Home	18-135
Tyjae Spears	1-2-2023	Tulane (Cotton Bowl)	N27	17-205	Bill Enyart	11-11-1967	Oregon State	Away	24-135
Greg Pruitt	10-2-1971	Oklahoma	Away	16-205	Myles Gaskin	10-8-2015	Washington	Home	22-134
Vince Young	1-4-2006	Texas	N5	19-200	Clarence Farmer	10-7-2000	Arizona	Home	22-134
Saquon Barkley	1-2-2016	Penn State	N5	25-204	Gaston Green	11-17-1984	UCLA	Away	18-134
Rachard White	11-6-2021	Arizona State	Away	28-202	Neil Worden	11-28-1953	Notre Dame	Home	15-134
Trung Canidate	10-9-1999	Arizona	Away	31-194	Fred Morrison	10-8-1949	Ohio State	Home	18-134
Josh Adams	10-21-2017	Notre Dame	Away	19-191	Robert Livingstone	12-6-1947	Notre Dame	Home	8-134
Tyler Murphy	9-13-2014	Boston College	Away	13-191	Autry Denson	10-18-1997	Notre Dame	Away	30-133
Josh Adams	11-26-2016	Notre Dame	Home	17-189	Nub Beamer	9-21-1957	Oregon State	N15	23-133
Jacquizz Rodgers	9-25-2008	Oregon State	Away	37-186	Alan Ameche	1-1-1953	Wisconsin	N5	28-133
Eno Benjamin	10-27-2018	Arizona State	Home	29-185	Jackie Jensen	10-30-1948	California	Home	27-132
Basil Mitchell	12-31-1998	TCU	N3	19-185	Lloyd Merriman	10-26-1946	Stanford	Away	27-132
Vagas Ferguson	10-20-1979	Notre Dame	Away	25-185	Demario Richard	9-26-2015	Arizona State	Away	14-131
George Woodard	12-31-1977	Texas A&M	N10	27-185	Kevin Williams	11-23-1991	UCLA	Home	21-131
Terry Battle	10-19-1996	Arizona State	Away	30-184*	Jaylen Jenkins	10-8-2022	Washington State	Home	13-130
LaMichael James	10-31-2009	Oregon	Away	24-183	Wendell Tyler	11-28-1975	UCLA	Home	17-130
Marv Kendricks	11-21-1970	UCLA	Home	28-182	Emil Sitko	12-6-1947	Notre Dame	Home	11-130
Mike Mosley	12-31-1977	Texas A&M	N10	20-180	Jacquizz Rodgers	11-20-2010	Oregon State	Away	26-128
Jim Morse	11-27-1954	Notre Dame	Home	19-179	Corey Dillon	11-2-1996	Washington	Home	37-128
Toby Gerhart	11-14-2009	Stanford	Home	29-178	Ken Simonton	10-2-1999	Oregon State	Home	29-127
Jerome Bettis	10-26-1991	Notre Dame	Away	24-178	Greg Lewis	9-22-1990	Washington	Away	26-126
Lee Becton	10-23-1993	Notre Dame	Away	20-177	Waymon Clark	9-29-1973	Oklahoma	Home	26-126
Rueben Mayes	11-2-1985	Washington St.	Home	27-177	Pete Pifer	10-2-1965	Oregon State	Home	23-126
Tony Jones Jr.	10-12-2019	Notre Dame	Away	25-176	Bryce Love	12-1-2017	Stanford	N26	22-125
Christian McCaffrey	9-17-2016	Stanford	Away	31-172	Jerry Faske	9-29-1950	Iowa	Home	14-124
Johnathan Franklin	11-17-2012	UCLA	Away	29-171	Bob White	11-5-1949	Stanford	Home	13-124
Bobby Moore	10-24-1970	Oregon	Away	38-168	Kenyon Barner	11-19-2011	Oregon	Away	15-123
Zach Charbonnet	11-20-2021	UCLA	Home	28-167	Kerry Carter	10-21-2000	Stanford	Away	20-123
Josh Scobey	9-8-2001	Kansas State	Home	27-165	Dino Philyaw	10-1-1994	Oregon	Home	27-123
Jeremiah Masoli	10-31-2009	Oregon	Away	13-164	Allen Pinkett	10-22-1983	Notre Dame	Away	21-122
Justin Forsett	11-10-2007	California	Away	31-164	Brian Allen	10-23-1999	Stanford	Home	15-121
Kerry Porter	10-11-1986	Washington St.	Away	27-164	Bob Gladioux	11-30-1968	Notre Dame	Home	19-121
Khalil Tate	11-4-2017	Arizona	Home	26-161	Freeman McNeil	11-24-1979	UCLA	Home	30-120
Phil Carter	10-24-1981	Notre Dame	Away	32-161	Willard Sander	10-17-1964	Ohio State	Away	29-120
Bryce Love	9-9-2017	Stanford	Home	17-160	Ka'Deem Carey	10-27-2012	Arizona	Away	28-119
Autry Denson	11-30-1996	Notre Dame	Home	33-160+	Steven Jackson	11-3-2001	Oregon State	Home	16-119+
B. J. Baylor	9-25-2021	Oregon State	Home	23-158	Ell Roberson	9-8-2001	Kansas State	Home	21-119
Tyler Gaffney	11-16-2013	Stanford	Home	24-158	Ki-Jana Carter	9-10-1994	Penn State	Away	17-119
Beno Bryant	11-9-1991	Washington	Home	26-158	Napoleon Kaufman	11-13-1993	Washington	Away	18-119
Bob Ferguson	10-1-1960	Ohio State	Away	20-157	Mark Green	11-29-1986	Notre Dame	Home	24-119
Johnny Lattner	11-28-1953	Notre Dame	Home	17-157	Jim Shanley	9-23-1955	Oregon	Home	7-119
Lee Becton	11-26-1994	Notre Dame	Home	26-156	Eric Penick	10-27-1973	Notre Dame	Away	13-118
Rashard Mendenhall	1-1-2008	Illinois	N5	17-155	Skip Hicks	11-22-1997	UCLA	Away	25-117
Salvon Ahmed	9-28-2019	Washington	Away	17-153	Tim Alexander	10-8-1994	Oregon State	Away	17-117
Stepfan Taylor	9-15-2012	Stanford	Away	27-153	Skip Hicks	11-23-1996	UCLA	Away	20-116*
Ricky Davis	11-20-1993	UCLA	Home	26-153	Darryl Clack	10-15-1983	Arizona State	Home	23-116
Leon Neal	10-28-1995	Washington	Away	31-152	Larry Conjar	10-23-1965	Notre Dame	Away	25-116
Napoleon Kaufman	9-3-1994	Washington	Home	26-152	Nathaniel Peat	9-11-2021	Stanford	Home	6-115
Brent Fullwood	1-1-1987	Auburn	N6	28-152	Christian McCaffery	9-19-2015	Stanford	Home	26-115
Marcus Houston	9-9-2000	Colorado	Home	25-150	Al Hunter	11-27-1976	Notre Dame	Home	21-115
Brandon Willis	10-5-1996	California	Home	33-150	Jordan Mims	9-17-2022	Fresno State	Home	15-144
Sam Brown	11-19-1955	UCLA	Home	27-150	Tyler Algeier	1-27-2021	BYU	Home	21-113
Archie Griffin	1-1-1974	Ohio State	N5	22-149	Tavion Thomas	10-9-2021	Utah	Home	16-113
Bo Cornell	11-15-1969	Washington	Away	26-149	Jacquizz Rodgers	10-24-2009	Oregon State	Home	20-113
J.R. Redmond	11-6-1999	Arizona State	Home	34-148	Saladin McCullough	10-25-1997	Oregon	Home	18-113
John Herrnstein	9-27-1958	Michigan	Away	26-148	Lorenzo White	1-1-1988	Michigan State	N5	35-113
Royce Freeman	11-21-2015	Oregon	Away	20-147	Marc Hicks	11-9-1985	California	Away	22-113
Jerome Harrison	10-29-2005	Washington St.	Home	21-147	Sterling Hinds	11-12-1983	Washington	Away	19-113
Adimchinobe Echemandu	9-27-2003	California	Away	34-147**	Roger Staubach	11-17-1962	Navy	Home	19-113
Mike Mitchell	11-9-1996	Stanford	Away	22-147	Gary Brightwell	11-14-2020	Arizona	Away	21-112
Theo Riddick	11-24-2012	Notre Dame	Home	20-146	J.J. Arrington	10-9-2004	California	Home	21-112
Coy McGee	11-30-1946	Notre Dame	Away	6-146	Jayden Daniels	11-7-2020	Arizona State	Home	11-111
Gaston Green	11-23-1985	UCLA	Home	28-145	Lorenzo White	9-7-1987	Michigan State	Away	22-111
Curt Warner	1-1-1982	Penn State	N8	26-145	Freeman McNeil	11-22-1980	UCLA	Home	24-111
Bob Moore	10-9-1971	Oregon	Home	27-145	Willie West	11-11-1958	Oregon	N15	11-111
C.J. Prosis	10-17-2015	Notre Dame	Away	19-143	Jake Locker	10-2-2010	Washington	Home	12-110
Chuck Muncie	11-1-1975	California	Away	18-143	Darnell Autry	1-1-1996	Northwestern	N5	32-110
Leroy Hoard	1-1-1989	Michigan	N5	19-142	Allen Pinkett	10-26-1985	Notre Dame	Away	28-110
Zack Moss	10-14-2017	Utah	Home	20-141	Fred Riddle	10-4-1957	Pittsburgh	Home	17-110
Cameron Marshall	9-24-2011	Arizona State	Away	25-141	Joe Heap	11-27-1954	Notre Dame	Away	17-110
George Rogers	9-20-1980	South Carolina	Home	26-141	Johnathan Franklin	12-4-2010	UCLA	Away	13-109
					Wendell Mathis	11-19-2005	Fresno State	Home	23-109
					DeShaun Foster	11-21-1998	UCLA	Away	15-109
					Keith Byars	1-1-1985	Ohio State	N5	23-109
					Alex Fontenot	11-11-2022	Colorado	Home	20-118
					Leroy Hoard	1-1-1990	Michigan	N5	17-108
					Mike Archie	9-11-1993	Penn State	Away	10-107
					Robin Earl	11-13-1976	Washington	Home	23-107



TOP OPPONENT PERFORMANCES

Kermit Johnson	11-24-1973	UCLA	Home	17-107
Brandon Wimbush	10-21-2017	Notre Dame	Away	14-106
Joe Steele	11-12-1977	Washington	Away	27-106
Cal Rossi	9-21-1945	UCLA	Home	15-106
Ja'Quinden Jackson	12-2-2022	Utah (P12)	N28	13-105
Stepfan Taylor	10-9-2010	Stanford	Away	23-104
Ki-Jana Carter	9-11-1993	Penn State	Away	21-104
Ron Rivers	12-29-1992	Fresno State	N2	19-104
Rich Borstad	10-29-1955	Minnesota	Away	25-104
DeShawn Collins	11-16-2019	California	Away	15-103
Jonathan Stewart	10-27-2007	Oregon	Away	25-103
Adam Tate	12-25-2001	Utah	N19	23-103
Shaumbe Wright-Fair	10-24-1992	Washington St.	Home	15-103
Vince Coby	11-10-1979	Washington	Away	18-103
Chris Gilbert	9-17-1966	Texas	Away	14-103
Gerald Krall	10- 8-1949	Ohio State	Home	16-103
LeVante Bellamy	9-2-2017	Western Michigan	Home	9-102
Devontae Booker	10-25-2014	Utah	Away	26-102
Montel Harris	12-26-2009	Boston College	N22	23-102
Willie Hurst	10-6-2001	Washington	Away	19-102
Steve Davis	9-29-1973	Oklahoma	Home	21-102
Jack Mildren	10- 2-1971	Oklahoma	Away	17-102
Toby Gerhart	11-15-2008	Stanford	Away	23-101
J.J. Young	10-16-1993	Oregon State	Home	13-101
Marion Barber	9-27-1980	Minnesota	Away	17-101
Curtis Brown	9-11-1976	Missouri	Home	20-101
Ken Grandberry	11- 6-1971	Washington St.	Home	16-101
James Otis	1- 1-1969	Ohio State	N5	30-101
Matt Scott	10-27-2012	Arizona	Away	15-100
Clinton Polk	10-28-2006	Oregon State	Away	22-100
J.D. Stewart	11-11-1995	Oregon State	Away	12-100
Cody Carlson	9-20-1986	Baylor	Away	17-100
Tali Ena	10- 6-1979	Washington St.	Home	14-100

+ -One overtime

*-Two overtimes

**-Three overtimes

N2-Anaheim Stadium, Anaheim, California

N3-Sun Bowl, El Paso, Texas

N4-Giants Stadium, East Rutherford, New Jersey

N5-Rose Bowl, Pasadena, California

N6-Orlando Stadium, Orlando, Florida

N8-Sun Devil Stadium, Tempe, Arizona

N10-Astrodome, Houston, Texas

N15-Multnomah Stadium, Portland, Oregon

N19-Sam Boyd Stadium, Las Vegas, Nevada

N22-AT&T Park, San Francisco, California

N26-Levi's Stadium, Santa Clara, California

N27-AT&T Stadium, Arlington, Texas

N28-Alegiant Stadium, Las Vegas

**OPPONENT
200-YARD PASSING GAMES**

(Since 1946)

PLAYER	DATE	OPPONENT	SITE	C- A	YDS	TD
Joe Theismann	11-28-1970	Notre Dame	Home	33-58	526	2
Mike Bercovici	10-4-2014	Arizona State	Home	27-45	510	5
Derek Anderson	12-6-2003	Oregon State	Home	34-60	485	2
B.J. Denker	10-10-2013	Arizona	Home	28-44	464	4
Nick Foles	10-1-2011	Arizona	Home	41-53	425	4
Josh Rosen	11-18-2017	UCLA	Home	35-52	421	3
Cameron Rising	10-15-2022	Utah	Away	33-44	415	2
Tommy Maddox	11-17-1990	UCLA	Away	26-40	409	3
Vernon Adams Jr.	11-21-2015	Oregon	Away	20-25	407	6
Jake Plummer	11-5-2022	California	Home	35-49	406	3
Erik Wilhelm	10-29-1988	Oregon State	Away	37-62	406	3
Tim Rattay	11-26-1999	Louisiana Tech	Home	35-68	405	3
Ron VanderKelen	1- 1-1963	Wisconsin	N5	33-48	401	2
Anu Solomon	10-11-2014	Arizona	Away	43-72	395	1
Sam Keller	9-15-2007	Nebraska	Away	36-54	389	2
John Barnes	11-21-1992	UCLA	Away	16-28	385	3
Frank Seurer	9-24-1983	Kansas	Home	26-38	385	1
Joey Harrington	10-14-2000	Oregon	Home	28-42	382	4
Tommy Armstrong	12-27-2014	Nebraska	N25	32-51	381	3
Jayden de Laura	10-29-2022	Arizona	Away	26-43	380	3
Steven Montez	11-11-2017	Colorado	Away	27-49	376	2
Chris Miller	10- 4-1986	Oregon	Home	33-48	376	2
Dan White	11-12-1994	Arizona	Home	26-48	370	3
Matt Scott	10-27-2012	Arizona	Away	27-50	369	3
D. Thompson-Robinson	11-23-2019	UCLA	Home	26-44	367	3
D. Thompson-Robinson	12-12-2020	UCLA	Away	30-36	364	4
Jason Palumbis	10-13-1990	Stanford	Away	30-45	360	3
Drew Bledsoe	11-24-1992	Washington St.	Home	24-37	358	2
Joe Montana	11-25-1978	Notre Dame	Home	20-41	358	2
Cade McNown	11-23-1996	UCLA	Away	29-47	356	1*
Ryan Leaf	9-13-1997	Washington St.	Home	21-40	355	3
Jon Denton	10-4-1997	UNLV	Home	26-45	354	1
Nick Foles	11-13-2010	Arizona	Away	32-48	353	3
Ian Book	11-24-2018	Notre Dame	Home	22-39	352	2
Anu Solomon	11-7-2015	Arizona	Home	31-46	352	3
Ty Paine	11- 7-1970	Washington St.	N13	25-47	352	1
Taylor Kelly	9-28-2013	Arizona State	Away	23-34	351	3
Cody Pickett	10-19-2002	Washington	Home	34-61	350	3
D. Thompson-Robinson	11-20-2021	UCLA	Home	16-22	349	4
Sam Keller	10- 1-2005	Arizona State	Away	26-45	347	2
Luke Falk	11-1-2014	Washington St.	Away	38-57	346	2
Todd Hons	10-15-1983	Arizona State	Home	21-29	346	1
Mark Butterfield	11- 4-1995	Stanford	Home	29-47	345	1
Gardner Minshew	9-21-2018	Washington St.	Home	37-52	344	3
Steve Stenstrom	10-15-1994	Stanford	Away	27-44	344	1
Tyler Huntley	10-20-2018	Utah	Away	22-29	341	4
Sonny Sixkiller	10-17-1970	Washington	Home	30-57	341	1
Luke Falk	9-29-2017	Washington St.	Away	34-51	340	2
Jack Thompson	10- 9-1976	Washington St.	N18	26-50	340	1
Jason Fife	10-26-2002	Oregon	Away	20-45	336	2
Steve Schnur	1- 1-1996	Northwestern	N5	23-39	336	0
Davis Webb	10-27-2016	California	Home	34-53	333	2
Andrew Luck	10-29-2011	Stanford	Home	29-40	330	3**
Derek Anderson	11-6-2004	Oregon State	Away	22-51	330	2
Sean Canfield	10-24-2009	Oregon State	Home	30-43	329	3
Brett Hundley	11-22-2014	UCLA	Away	22-31	326	3
Steven Montez	10-25-2019	Colorado	Away	27-43	324	3
Bob Garrett	11- 7-1953	Stanford	Home	20-31	324	3
Ryan Nassib	9-8-2012	Syracuse	N23	30-46	322	2
Drew Pyne	11-26-2022	Notre Dame	Home	23-26	318	3
Paul Pinegar	12-19-2005	Fresno State	Home	27-45	317	4
Troy Aikman	11-19-1988	UCLA	Away	32-48	317	2
Jason Gesser	10-5-2002	Washington St.	Away	23-44	315	2+
Ryan Leaf	10-26-1996	Washington St.	Away	27-44	314	2
Brian Johnson	11- 7-1987	Stanford	Home	24-41	312	2
Jason Johnson	10-27-2001	Arizona	Away	23-43	311	1
Cameron Rising	12-2-2022	Utah (P12 Champ)	N28	22-34	310	3
Jake Locker	10-2-2010	Washington	Home	24-40	310	1
Jack Trudeau	9- 7-1985	Illinois	Away	21-37	310	1
D. Thompson-Robinson	11-19-2022	UCLA	Away	23-38	309	4
Chad Henne	1- 1-2007	Michigan	N5	26-41	309	2
Nick Starkel	9-4-2021	San Jose State	Home	24-56	308	0
Cameron Rising	10-9-2021	Utah	Home	22-28	308	3
Timmy Chang	9-13-2003	Hawaii	Home	32-54	306	2
Andrew Walter	10-4-2003	Arizona State	Away	19-38	305	1
Marcus Mariota	11-3-2012	Oregon	Home	20-23	304	4
Ross Bowers	9-23-2017	California	Away	22-50	303	1
Tom Tunnicliffe	11-13-1982	Arizona	Away	21-38	303	3
Jake Luton	11-3-2018	Oregon State	Away	31-45	301	1
Brock Huard	10-31-1998	Washington	Home	33-62	301	1
Gary Beban	11-18-1967	UCLA	Home	16-24	301	2
Sam Ehlinger	9-16-2017	Texas	Home	21-40	298	2*
Matt Berry	9-6-2003	BYU	Home	27-39	297	1
Andrew Walter	11-16-2002	Arizona State	Home	24-49	297	1
Danny O'Neil	10- 9-1993	Oregon	Away	24-36	297	1
Art Schlichter	1- 1-1980	Ohio State	N5	11-21	297	1
Jim Plunkett	10-11-1989	Stanford	Home	25-37	296	2
Zach Maynard	10-13-2011	California	Away	25-43	294	0
Mark Rypien	10- 6-1984	Washington St.	Away	22-43	293	4
Tom Tunnicliffe	10-10-1981	Arizona	Home	21-37	293	1



TOP OPPONENT PERFORMANCES

Joey Yellen	11-9-2019	Arizona State	Away	28-44	292	4
Matt Kegel	11-1-2003	Washington St.	Home	28-47	291	1
Todd Husak	10-23-1999	Stanford	Home	20-32	290	2
Mike Tomczak	1-1-1985	Ohio State	N5	24-37	290	1
Darron Thomas	10-30-2010	Oregon	Home	19-32	288	4
Alex Brink	9-30-2006	Washington St.	Away	26-46	287	2
Tony Graziani	10-1-1994	Oregon	Home	16-31	287	1
Aaron Garcia	9-30-1989	Washington St.	Away	18-28	287	2
Bill Musgrave	10-10-1987	Oregon	Away	22-32	287	3
Grant Gunnell	11-14-2020	Arizona	Away	24-36	286	3
Mike McCoy	12-30-1993	Utah	N2	23-40	286	1
Rusty Lisch	10-20-1979	Notre Dame	Away	14-32	286	0
Kevin Hogan	9-6-2014	Stanford	Away	22-30	285	0
Andrew Luck	10-9-2010	Stanford	Away	20-24	284	3
Steve Buerlein	11-29-1986	Notre Dame	Home	18-27	285	4
Steve Birnbaum	11-13-1999	Washington St.	Away	24-42	284	2
Ryan Kealy	10-11-1997	Arizona State	Away	21-34	281	3
Zach Wilson	9-14-2019	BYU	Away	20-33	280	1+
Cary Conklin	10-15-1988	Washington	Home	19-30	280	3
Kevin Hogan	9-19-2015	Stanford	Home	18-23	279	2
Jared Goff	11-13-2014	California	Home	29-47	279	3
Drew Olson	12-4-2004	UCLA	Away	20-34	278	1
Jared Goff	10-31-2015	California	Away	23-31	277	2
Sean Mannion	11-1-2013	Oregon State	Away	26-45	277	1
Jake Plummer	10-19-1996	Arizona State	Away	26-44	277	2*
Jaren Hall	11-27-2021	BYU	Home	20-32	276	2
Thad Busby	9-6-1997	Florida State	Home	19-39	276	0
Herb Singleton	10-20-1973	Oregon	Home	18-36	276	0
A.J. Feeley	9-25-1999	Oregon	Away	23-39	275	3**
Jim Plunkett	10-10-1970	Stanford	Away	19-31	275	1
Brady Quinn	11-25-2006	Notre Dame	Home	22-45	274	3
Cody Pickett	10-25-2003	Washington	Away	22-42	274	1
Drew Bledsoe	10-12-1991	Washington St.	Away	19-30	274	1
Darryl Clark	1-1-2009	Penn State	N5	21-36	273	1
Steve Stenstrom	11-7-1992	Stanford	Away	23-39	273	1
Mike Bercovici	9-26-2015	Arizona State	Away	23-44	272	0
Dennis Dummit	11-21-1970	UCLA	Home	14-30	272	3
John Huarte	11-28-1964	Notre Dame	Home	18-29	272	1
John Navarre	1-1-2004	Michigan	N5	27-46	271	1
Troy Williams	9-23-2016	Utah	Away	21-34	270	2
Ray McKown	10-27-1951	TCU	Home	17-25	270	2
Bryant Moniz	9-2-2010	Hawaii	Away	18-37	269	1
Troy Williams	10-14-2017	Utah	Home	16-27	267	1
Vince Young	1-4-2006	Texas	N5	30-40	267	0
Aaron Rodgers	10-9-2004	California	Home	29-34	267	1
Steve Stenstrom	10-19-1991	Stanford	Home	15-31	267	3
Drew Olson	11-22-2003	UCLA	Home	21-39	266	2
Todd Husak	11-8-1997	Stanford	Home	18-36	266	2
Rich Campbell	10-27-1979	California	Away	24-40	266	1
Darron Thomas	11-19-2011	Oregon	Away	23-35	266	1
Justin Vedder	9-27-1997	California	Away	18-34	265	2
Will Plummer	10-30-2021	Arizona	Home	20-34	264	0
Brady Quinn	10-15-2005	Notre Dame	Away	19-35	264	1
Steve Stenstrom	11-6-1993	Stanford	Home	29-49	263	1
Matt Moore	11-28-2006	Oregon State	Away	21-32	262	1
Greg Frey	9-29-1990	Ohio State	Away	19-36	262	2
Kevin Prince	11-26-2011	UCLA	Home	21-33	261	0
Jared Goff	11-9-2013	California	Away	35-49	260	3
Jimmy Clausen	10-17-2009	Notre Dame	Away	24-43	260	2
John Elway	11-8-1980	Stanford	Away	26-37	260	1
Manny Wilkins	10-28-2017	Arizona State	Away	17-29	259	1
Jake Browning	11-12-2016	Washington	Away	17-36	259	1
Paul Hornung	11-26-1955	Notre Dame	Home	10-22	259	1
Jarius Jackson	10-16-1999	Notre Dame	Away	19-30	257	1
Jorge Reyna	8-21-2019	Fresno State	Home	19-39	256	2
Marcus Arroyo	9-23-2000	San Jose State	Home	20-41	256	0
Coley O'Brien	11-26-1966	Notre Dame	Home	21-31	255	3
Trace McSorley	1-2-2017	Penn State	N5	18-29	254	4
Travis Wilson	10-24-2015	Utah	Home	24-36	254	2
Harvey Winn	10-9-1971	Oregon	Home	17-25	253	3
Dennis Dummit	11-22-1969	UCLA	Home	21-43	253	1
Bob Zastrow	9-24-1949	Navy	Home	17-39	252	2
Grady Benton	10-31-1992	Arizona State	Away	21-36	251	1
Tyler Hansen	11-4-2011	Colorado	Away	17-37	250	2
Colt Brennan	9-3-2005	Hawaii	Away	21-32	250	1
Drew Brees	8-30-1998	Purdue	Home	30-52	248	2
Kerry Collins	9-10-1994	Penn State	Away	18-33	248	2
Troy Taylor	10-14-1989	California	Away	13-31	248	2
Jeff George	9-4-1989	Illinois	Home	27-43	248	2
Scott Richardson	9-15-1979	Oregon State	Away	16-34	248	0
Jim Plunkett	10-12-1968	Stanford	Away	14-30	247	1
Isaiah Williams	1-1-2008	Illinois	N5	21-35	245	0
Trent Edward	11-5-2005	Stanford	Home	21-35	245	1
Tom Flick	11-10-1979	Washington	Away	18-28	245	1
Jason White	1-4-2005	Oklahoma	N20	24-36	244	2
Justin Vedder	10-10-1998	California	Home	28-39	244	1
Joe Roth	11-1-1975	California	Away	19-31	244	2
Emory Jones	10-1-2022	Arizona State	Home	23-32	243	1
Keith Smith	10-9-1999	Arizona	Away	15-23	243	1
Tony Sacca	9-15-1990	Penn St.	Home	16-34	243	1
Mike Power	9-19-1987	Boston College	Home	20-32	243	1
Matt Kegel	11-11-2000	Washington St.	Home	12-32	242	1
Jeff Watson	9-24-1994	Baylor	Home	14-33	241	0
Erik Wilhelm	10-3-1987	Oregon State	Home	19-30	241	2
Rudy Carpenter	11-22-2007	Arizona State	Away	21-30	240	1
Nick Falseto	12-5-2009	Arizona	Home	22-40	239	2

Troy Taylor	11-15-1986	California	Home	19-27	239	0
John Elway	10-16-1982	Stanford	Away	27-41	239	1
Jordan Wynn	9-10-2011	Utah	Home	23-46	238	1
Tom Sparlin	10-8-1966	Washington	Home	14-33	238	2
Davis Mills	9-7-2019	Stanford	Home	22-36	237	1
Jake Locker	9-19-2009	Washington	Away	21-35	237	0
Chad Davis	10-14-1995	Washington St.	Home	30-48	236	1
Steve Dilis	11-4-1978	Stanford	Away	23-38	236	1
Tommy Maddox	11-23-1991	UCLA	Home	22-32	236	1
Tony Sacca	9-14-1991	Penn St.	Home	18-40	236	1
Cary Conklin	10-7-1989	Washington	Home	20-42	236	1
Akili Smith	10-25-1997	Oregon	Home	14-22	235	0
John Elway	10-15-1981	Stanford	Home	23-45	235	2
Michael Pratt	1-2-2023	Tulane (Cotton Bowl)	N27	8-17	234	2
Tanner McKee	9-22-2021	Stanford	Home	16-23	234	2
Brett Hundley	11-17-2012	UCLA	Away	22-30	234	1
Willie Tuitama	10-13-2007	Arizona	Home	30-43	233	0
Justin Holland	9-11-2004	Colorado State	Home	19-35	233	0
Khalil Tate	9-29-2018	Arizona	Away	16-33	232	2
Jim Haluska	10-14-1955	Wisconsin	Home	12-21	232	1
Akili Smith	10-24-1998	Oregon	Away	15-28	231	1
Ryan Nassib	9-17-2011	Syracuse	Home	25-37	230	1
Richard Brehaut	12-4-2010	UCLA	Away	20-35	230	1
Pat Barnes	10-5-1996	California	Home	19-31	229	2
Danny O'Neil	10-10-1992	Oregon	Home	22-32	229	1
Steven Threat	11-6-2010	Arizona St.	Home	24-40	228	3
Chris Weinke	9-26-1998	Florida State	Away	13-31	228	2
Dan White	10-2-1993	Arizona	Away	14-21	228	3
Josh Rosen	11-28-2015	UCLA	Home	19-37	227	1
DeShone Kizer	10-17-2015	Notre Dame	Away	15-24	227	2
Michael Kennedy	9-16-1978	Oregon	Away	20-36	227	1
Justin Herbert	11-2-2019	Oregon	Home	21-26	225	3
Adam Weber	9-18-2010	Minnesota	Away	26-29	224	2
Rich Bashore	11-24-1979	UCLA	Home	9-17	224	2
Sam Ehlinger	9-15-2018	Texas	Away	15-33	223	2
Brock Osweiler	10-1-2011	Arizona State	Away	25-32	223	2
Ryan Kealy	11-6-1999	Arizona State	Home	18-29	223	1
Joe Ferguson	9-9-1972	Arkansas	N14	19-36	223	0
Jeff Tuel	9-25-2010	Washington St.	Away	24-37	222	1
Jeremiah Masoli	10-31-2009	Oregon	Away	19-31	222	1
Ed Singler	10-3-1981	Oregon State	Away	17-26	222	0
Kyle Boller	10-12-2002	California	Home	20-30	221	2
Tanner McKee	10-10-2022	Stanford	Away	20-35	220	1
DeShone Kizer	11-26-2016	Notre Dame	Home	17-32	220	2
Craig Morton	10-24-1964	California	Home	18-28	219	2
Dave Shinskie	12-26-2009	Boston College	N22	14-33	218	1
Wayne Cook	11-19-1994	UCLA	Away	15-23	218	2
Gary Kerkerian	11-10-1951	Stanford	Home	18-32	218	1
Aaron Rodgers	9-27-2003	California	Away	18-25	217	2**
George Malauulu	11-14-1992	Arizona	Home	13-25	217	1
J. Torchio	11-1-1980	California	Home	14-23	217	1
Everett Golson	11-24-2012	Notre Dame	Home	15-26	217	0
Derek Carr	12-21-2013	Fresno State	N19	29-54	216	2
Matt Booher	11-4-1989	Oregon State	Home	25-32	216	1
John Brodie	11-5-1955	Stanford	Home	14-26	216	2
John Nunes	9-15-2012	Stanford	Away	20-41	216	2
Connor Halliday	9-7-2013	Washington St.	Home	26-38	215	0
Chris Rowland	11-17-1973	Washington	Away	16-37	214	2
Chance Nolan	11-25-2021	Oregon State	Home	15-19	213	4
Nate Stanley	12-27-2019	Iowa	N25	18-27	213	2
Marcus Arroyo	9-1-2001	San Jose State	Home	20-37	213	0
Cade McNown	11-22-1997	UCLA	Home	15-24	213	3
Isaiah Stanback	10-7-2006	Washington	Home	17-38	212	2
Cory Paus	11-18-2000	UCLA	Away	13-22	212	2
Mike Pawlawski	11-2-1991	California	Away	13-25	212	3
Pat Barnes	10-7-1995	California	Away	16-33	211	1
Alfred Jenkins	10-20-1984	Arizona	Home	21-39	211	1
Tyler Huntley	9-20-2019	Utah	Home	22-30	210	1
Jordan Webb	10-20-2012	Colorado	Home	18-35	210	0
Damon Huard	10-28-1995	Washington	Away	17-25	209	0
Brett Hundley	11-30-2013	UCLA	Home	18-27	208	0
Taylor Graham	8-29-2013	Hawaii	Away	16-41	208	1
Scott Schroeder	9-1-2012	Hawaii	Home	24-39	208	1
Guy Benjamin	11-5-1977	Stanford	Home	19-38	208	0
Dick Norman	10-24-1959	Stanford	Home	16-32	207	2
Mike Pawlawski	11-3-1990	California	Home	19-29	205	2
Kent Myers	9-10-2016	Utah State	Home	25-37	204	1
Brad Banks	1-2-2003	Iowa	N20	15-36	204	1
Ryan McCann	11-20-1999	UCLA	Home	17-29	204	0
Jonathan Smith	11-3-2001	Oregon State	Home	20-33	203	1+
Chuck Clements	9-16-1995	Houston	Home	24-34	203	1
John Hankinson	9-17-1965	Minnesota	Home	17-29	203	1
Isaiah Stanback	10-22-2005	Washington	Away	14-18	201	1
El Blount	10-11-1986	Washington St.	Away	13-20	201	2
Blair Kiel	11-27-1982	Notre Dame	Home	18-35	201	0
Sonny Sixkiller	11-13-1971	Washington	Away	12-37	201	1

+--One overtime
 *-Two overtimes
 **--Three overtimes
 N2-Anaheim Stadium, Anaheim, California
 N5-Rose Bowl, Pasadena, California
 N13-Joe Albi Stadium, Spokane, Washington
 N14-War Memorial Stadium, Little Rock, Arkansas
 N18-Kingdome, Seattle, Washington
 N19-Sam Boyd Stadium, Las Vegas, Nevada
 N20-Pro Player Stadium, Miami, Florida



TOP OPPONENT PERFORMANCES

**OPPONENT
100-YARD RECEIVING GAMES**

(Since 1946)

PLAYER	DATE	OPPONENT	SITE	NO.	YDS	TD
J.J. Stokes	11-21-1992	UCLA	Away	6	263	3
Austin Hill	10-27-2012	Arizona	Away	10	259	0
Dalton Kincaid	10-15-2022	Utah	Away	16	234	1
Troy Walters	11-8-1997	Stanford	Home	11	209	2
Mike Hass	12-6-2003	Oregon State	Home	8	208	0
Jim Morse	11-26-1955	Notre Dame	Home	5	208	1
Jordan Lasley	11-18-2017	UCLA	Home	10	204	3
Jaelen Strong	10-4-2014	Arizona State	Home	10	202	3
Darren Green	9-24-1983	Kansas	Home	7	197	0
Jim Cope	10- 8-1966	Washington	Home	11	195	2
Collin Johnson	9-16-2017	Texas	Home	7	191	0*
Chris Godwin	1-2-2017	Penn State	N5	9	187	2
Mark Harris	11-11-1995	Stanford	Home	10	187	1
Kris Haines	11-25-1978	Notre Dame	Home	9	179	1
Kealoha Pilares	9-2-2010	Hawaii	Away	5	176	3
DeRonnie Pitts	10-21-2000	Stanford	Away	13	176	0
Scott Miller	11-17-1990	UCLA	Away	8	175	2
Chris Walsh	10-19-1991	Stanford	Home	9	174	2
Larry Parker	11-28-1970	Notre Dame	Home	7	174	1
Laviska Shenault	10-25-2019	Colorado	Away	9	172	1
Cris Carter	1- 1-1985	Ohio State	N5	9	172	1
Richard Dice	11-15-1994	Arizona	Home	9	171	1
Derek Hagan	10-4-2003	Arizona State	Away	8	170	0
Greg Dulcich	12-12-2020	UCLA	Away	8	167	1
Kurt Altenberg	11-30-1963	UCLA	Home	8	166	0
Damon Williams	10-4-1997	UNLV	Home	11	165	0
Terry Smith	9-14-1991	Penn St.	Home	10	165	1
Juwann Winfree	11-11-2017	Colorado	Away	5	163	2
Pat Richter	1- 1-1963	Wisconsin	N5	11	163	1
Derek Hagan	10- 1-2005	Arizona State	Away	10	162	0
Keenan Allen	10-13-2011	California	Away	13	160	0
Jack Snow	11-28-1964	Notre Dame	Home	10	158	1
Brian Slater	10-15-1988	Washington	Home	6	155	3
John Ross	11-12-2016	Washington	Away	8	154	1
Justin Armour	10-15-1994	Stanford	Away	8	153	0
Dave Nuttall	11-18-1967	UCLA	Home	7	152	1
Dameane Douglas	10-10-1998	California	Home	13	151	0
Robb Thomas	10-29-1988	Oregon State	Away	9	151	2
Jim Seymour	11-26-1966	Notre Dame	Home	11	150	2
Jim McElroy	11-23-1996	UCLA	Away	8	149	0*
Keenan Howry	10-26-2002	Oregon	Away	7	147	2
Sam Morley	11-7-1953	Stanford	Home	8	147	1
Jeff Maehl	9-30-2010	Oregon	Home	8	145	3
D'Wayne Bates	1- 1-1996	Northwestern	N5	7	145	0
Easop Winston	9-21-2018	Washington St.	Home	6	143	2
Andre Riley	10- 7-1989	Washington	Home	8	143	1
Dorian Singer	10-29-2022	Arizona	Away	7	141	3
Devin Asiati	11-23-2019	UCLA	Home	5	141	1
Freddie Mitchell	11-18-2000	UCLA	Away	4	140	1
Henry Lusk	12-30-1993	Utah	N2	6	140	1
Rick Wilkes	11-21-1970	UCLA	Home	11	140	1
Justin McCullum	11- 5-2005	Stanford	Home	9	138	1
David Anderson	9-11-2004	Colorado State	Home	9	137	0
DeVonte Christopher	9-10-2011	Utah	Home	11	136	1
Anthony Hancock	9-13-1980	Tennessee	Away	4	135	1
Reggie Williams	10-19-2002	Washington	Home	7	134	1
Darryl Clack	10-15-1983	Arizona State	Home	5	134	1
Billy Joe DuPree	9-30-1972	Michigan State	Home	8	134	0
Freddie Scott	9-10-1994	Penn State	Away	6	133	1
Lenzie Jackson	10-11-1997	Arizona State	Away	7	132	1
Will Fuller	10-17-2015	Notre Dame	Away	3	131	1
James Devers	11-15-1986	California	Home	5	131	0
Tony Hunter	10-20-1979	Notre Dame	Away	5	131	0
Gary Williams	1- 1-1980	Ohio State	N5	3	131	1
Steve Rivera	11- 1-1975	California	Away	9	131	0
Jim Krieg	10-17-1970	Washington	Home	11	131	0
Rich Gunnell	12-26-2009	Boston College	N22	6	130	1
Bill Earley	10- 6-1951	Washington	Away	6	130	1
Isaiah Hodgins	11-3-2018	Oregon State	Away	8	129	0
Britain Covey	10-24-2015	Utah	Home	7	129	2
Allen Stark	11-26-1999	Louisiana Tech	Home	5	129	0
Jojo Townsell	11-24-1979	UCLA	Home	5	129	2
Brian Treggs	10-14-1989	California	Away	3	129	2
Tom Gatewood	11-28-1970	Notre Dame	Home	10	128	0
Joe Halahun	10-24-2009	Oregon State	Home	9	127	0
Sammie Stroughter	10-28-2006	Oregon State	Away	8	127	0
Ed McCaffrey	10-13-1990	Stanford	Away	7	127	2
Jim Hodge	9- 9-1972	Arkansas	N14	7	127	0
Marcus Williams	11-11-2000	Washington St.	Home	4	126	1
Keenan Howry	10-14-2000	Oregon	Home	8	126	0
Phillip Bobo	10- 6-1990	Washington St.	Home	6	126	1
Josh Huff	11-3-2012	Oregon	Home	6	162	2
Sonny Shackelford	10-7-2006	Washington	Home	9	125	0
J.J. Lasley	11- 7-1992	Stanford	Away	9	125	1
Greg Salas	9-2-2010	Hawaii	Away	8	124	0
Luke Powell	9-29-2001	Stanford	Home	4	124	1
Kyle Phillips	11-23-2019	UCLA	Home	12	123	0
Tim Stallworth	9-30-1989	Washington St.	Away	7	122	1
Kyle Williams	10-28-2017	Arizona State	Away	7	121	1

Rashied Davis	9-23-2000	San Jose State	Home	6	121	0
Marcus Williams	11-13-1999	Washington St.	Away	7	121	1
Dennis Northcutt	10-9-1999	Arizona	Away	8	121	1
J.J. Stokes	11-19-1994	UCLA	Away	6	121	1
Brad Anderson	11-13-1982	Arizona	Away	5	121	1
Jerome Pathon	11-1-1997	Washington	Away	8	120	1
Randy Vataha	10-10-1970	Stanford	Away	10	120	0
Mike Hass	11-6-2004	Oregon State	Away	8	119	0
Robert Prescott	10-2-1999	Oregon State	Home	7	119	1
Isaac Jones	8-30-1998	Purdue	Home	10	119	0
Nelson Rosario	11-26-2011	UCLA	Home	7	118	0
Chris McGaha	11-7-2009	Arizona State	Away	9	118	1
Tony Hartley	10-24-1998	Oregon	Away	6	118	1
Cary Taylor	10- 2-1993	Arizona	Away	4	118	1
Bobby Grayson	9-26-1981	Oklahoma	Home	4	118	0
Golden Tate	10-17-2009	Notre Dame	Away	8	117	2
Scott Lunde	11-1-2003	Washington St.	Home	10	117	0
Jeremiah Cockheran	9-13-2003	Hawaii	Home	10	117	1
Bob Brasher	10-31-1992	Arizona State	Away	6	117	1
Robert Gaines	11-11-1978	Washington	Home	3	117	1
Tayvian Cunningham	10-30-2021	Arizona	Home	3	116	1
Terrence Miller	11-13-2010	Arizona	Away	7	116	0
Ross Dickerson	9- 3-2005	Hawaii	Away	5	116	0
Tony Hartley	9-25-1999	Oregon	Away	7	116	0**
Geoff DeLapp	10-30-1971	California	Away	11	116	0
Roland Kirkby	10-29-1949	Washington	Away	5	116	2
Kazmier Allen	11-20-2021	UCLA	Home	3	115	2
Steve Breaston	1- 1-2007	Michigan	N5	7	115	1
Reggie Williams	10-25-2003	Washington	Away	9	115	1
Mike Levenseller	10- 9-1976	Washington St.	N18	7	115	0
Shaquille Evans	11-17-2012	UCLA	Away	8	114	0
Daniel Coats	9-6-2003	BYU	Home	8	114	1
Vern Burke	11-15-1963	Oregon State	Home	6	114	3
Bryce Bobo	11-11-2017	Colorado	Away	10	113	0
ArDarius Stewart	9-3-2016	Alabama	N27	4	113	2
Kevin McKenzie	10-26-1996	Washington St.	Away	7	113	0
Butch Williams	10-12-1991	Washington St.	Away	8	113	0
Paul Skansi	11-10-1979	Washington	Away	9	113	1
Ken Margerum	11- 4-1978	Stanford	Away	7	113	1
Gene Washington	10-12-1968	Stanford	Away	6	113	0
Toney Clemons	11-4-2011	Colorado	Away	5	112	2
Michael Bumpus	9-30-2006	Washington St.	Away	11	112	0
Peter Warrick	9-26-1998	Florida State	Away	6	112	1
David Williams	9- 7-1985	Illinois	Away	8	112	0
Milt Jackson	11-29-1986	Notre Dame	Home	4	111	1
George Farmer	11-22-1969	UCLA	Home	8	111	1
Ron Cook	11- 7-1953	Stanford	Home	4	111	1
Tayvian Cunningham	11-14-2020	Arizona	Away	5	110	1
Kanawai Noa	9-29-2017	California	Away	6	110	0
Aaron Williams	11-10-1979	Washington	Away	5	110	0
Doug Donley	1- 1-1980	Ohio State	N5	4	110	0
Rhema McKnight	11-25-2006	Notre Dame	Home	6	109	1
Jeff Graham	9-29-1990	Ohio State	Away	5	109	1
Lonzell Hill	11-16-1985	Washington	Away	9	109	1
Rod Wellington	10- 4-1975	Iowa	Away	5	109	1
John Brady	11-13-1971	Washington	Away	5	109	1
Braylon Edward	1-1-2004	Michigan	N5	10	107	0
Kevin McKenzie	9-13-1997	Washington St.	Home	5	107	1
Juwan Johnson	11-2-2019	Oregon	Home	7	106	3
Royce Pollard	9-2-2010	Hawaii	Away	7	106	0
Brian Casteel	10-19-2019	Arizona	Home	5	105	2
Phillip Lindsay	10-8-2016	Colorado	Home	6	105	1
Christian McCaffery	12-5-2015	Stanford	N26	4	105	1
Bralon Addison	11-21-2015	Oregon	Away	5	105	1
H. Klopfenstein	11- 7-1970	Washington St.	N13	7	105	0
Marcus Sales	9-8-2012	Syracuse	N23	8	104	2
James Newson	12-6-2003	Oregon State	Home	10	104	1
Jonathan Makonnen	9-27-2003	California	Away	7	104	1**
Eric Guliford	10-21-1991	Arizona State	Home	4	104	1
Ken Margerum	10-13-1979	Stanford	Home	6	104	1
Gary Chambers	9-26-2015	Arizona State	Away	5	103	0
Jaelen Strong	9-28-2013	Arizona State	Away	7	103	0
Keith Poole	10-19-1996	Arizona State	Away	7	103	1*
Eric Bjornsen	9- 3-1994	Washington	Home	3	103	1
Napoleon Kaufman	9- 3-1994	Washington	Home	3	103	0
Pat Newman	9-16-1989	Utah State	Home	5	103	0
Brad Muster	11- 7-1987	Stanford	Home	6	103	1
Jeremiah Hunter	11-5-2022	California	Home	6	102	1
Tyjon Lindsey	9-25-2021	Oregon State	Home	5	102	2
De'Mornay Pierson-El	12-27-2014	Nebraska	N25	8	102	1
Griff Whalen	10-29-2011	Stanford	Home	6	102	0**
Zach Miller	10-16-2004	Arizona State	Home	8	102	0
Bobby Wade	10-7-2000	Arizona	Home	4	102	1
Willy Tate	10- 9-1993	Oregon	Away	6	102	0
Geoff McArthur	10-9-2004	California	Home	7	101	1
Reggie Williams	10-6-2001	Washington	Away	5	101	1
Matt Bouza	10-27-1979	California	Away	7	101	1
Paul Beery	9-27-1975	Purdue	Home	6	101	0
Tim Patrick	9-23-2016	Utah	Away	6	100	1
Todd Heap	11-6-1999	Arizona State	Home	7	100	1
Danny Greene	11-10-1984	Washington	Home	7	100	0
Randy Vataha	10-11-1969	Stanford	Home	4	100	0



*-Two overtimes

**-Three overtimes

N2-Anaheim Stadium, Anaheim, California

N5-Rose Bowl, Pasadena, California

N13-Joe Albi Stadium, Spokane, Washington

N14-War Memorial Stadium, Little Rock, Arkansas

N18-Kingdome, Seattle, Washington

N22-AT&T Park, San Francisco, California

N23-MetLife Stadium, East Rutherford, New Jersey

N25-Qualcomm Stadium, San Diego, California

N26-Levi's Stadium, Santa Clara, California

N27-AT&T Stadium, Arlington, Texas

OPPONENT 8 OR MORE RECEPTIONS

(Since 1946)

PLAYER	DATE	OPPONENT	SITE	NO.	YDS	TD
Dalton Kincaid	10-15-2022	Utah	Away	16	234	1
Braxton Cleman	10-19-2002	Washington	Home	15	69	0
Keenan Allen	10-13-2011	California	Away	13	160	0
DeRonnie Pitts	10-21-2000	Stanford	Away	13	176	0
Dameane Douglas	10-10-1998	California	Home	13	151	0
Kyle Philips	11-23-2019	UCLA	Home	12	123	0
Mike Thomas	10-13-2007	Arizona	Home	12	83	0
Dane Looker	10-31-1998	Washington	Home	12	84	0
Renard Bell	12-6-2020	Washington St.	Home	11	76	1
Theo Howard	11-18-2017	UCLA	Home	11	81	0
DeVonte Christopher	9-10-2011	Utah	Home	11	136	1
Michael Floyd	11-27-2010	Notre Dame	Home	11	86	1
Michael Bumpus	9-20-2006	Washington St.	Away	11	112	0
Troy Walters	11-8-1997	Stanford	Home	11	209	2
Jim Cope	10- 8-1966	Washington	Home	11	195	2
Damon Williams	9-4-1997	UNLV	Home	11	165	0
Pat Richter	1- 1-1963	Wisconsin	N5	11	163	1
Jim Seymour	11-26-1966	Notre Dame	Home	11	150	2
Jim Krieg	10-17-1970	Washington	Home	11	131	0
Geoff DeLapp	10-30-1971	California	Away	11	116	0
Rick Wilkes	11-21-1970	UCLA	Home	11	140	1
Trevon Bradford	11-3-2018	Oregon State	Away	10	63	0
Jordan Lasley	11-18-2017	UCLA	Home	10	204	3
Bryce Bobo	11-11-2017	Colorado	Away	10	113	0
Bryce Bobo	10-8-2016	Colorado	Home	10	83	1
Jaelen Strong	10-4-2014	Arizona State	Home	10	202	3
Austin Hill	10-27-2012	Arizona	Away	10	259	0
David Thomas	1- 4-2006	Texas	N5	10	88	0
Derek Hagan	10- 1-2005	Arizona State	Away	10	162	0
Mark Harris	11-11-1995	Stanford	Home	10	187	1
Terry Smith	9-14-1991	Penn St.	Home	10	165	1
Jack Snow	11-28-1964	Notre Dame	Home	10	158	1
Tom Gatewood	11-28-1970	Notre Dame	Home	10	128	0
Randy Vataha	10-10-1970	Stanford	Away	10	120	0
Isaac Jones	8-30-1998	Purdue	Home	10	119	0
Scott Lunde	11-1-2003	Washington St.	Home	10	117	0
Jeremiah Cockheran	9-13-2003	Hawaii	Home	10	117	1
Braylon Edward	1-1-2004	Michigan	N5	10	107	0
James Newson	12-6-2003	Oregon State	Home	10	104	1
Chad Owens	9-13-2003	Hawaii	Home	10	98	2
Glyn Milburn	10-13-1990	Stanford	Away	10	90	0
Laviska Shenault	10-25-2019	Colorado	Away	9	172	1
Laviska Shenault	10-13-2018	Colorado	Home	9	72	1
Chris Godwin	1-2-2017	Penn State	N5	9	187	2
Demetris Robertson	10-27-2016	California	Home	9	92	0
Melquise Stovall	10-27-2016	California	Home	9	87	1
David Richards	11-7-2015	Arizona	Home	9	86	1
Jacob Sannon	9-12-2015	Idaho	Home	9	79	0
Chris Harper	11-13-2014	California	Home	9	60	1
Tyler Baker	11-1-2014	Washington St.	Away	9	89	0
Vince Mayle	11-1-2014	Washington St.	Away	9	83	0
Nelson Spruce	10-18-2014	Colorado	Home	9	69	1
Ty Montgomery	9-6-2014	Stanford	Away	9	83	0
Davante Adams	12-21-2013	Fresno State	N19	9	73	1
Keenan Allen	9-22-2012	California	Home	9	93	0
Jamal Miles	9-24-2011	Arizona State	Away	9	55	1
Chris McGaha	11-7-2009	Arizona State	Away	9	118	1
Joe Halahuni	10-24-2009	Oregon State	Home	9	127	0
Robby Parris	10-17-2009	Notre Dame	Away	9	92	0
Sonny Shackelford	10-7-2006	Washington	Home	9	125	0
Justin McCullum	11- 5-2005	Stanford	Home	9	138	1
David Anderson	9-11-2004	Colorado State	Home	9	137	0
Kris Haines	11-25-1978	Notre Dame	Home	9	179	1
Chris Walsh	10-19-1991	Stanford	Home	9	174	2
Cris Carter	1- 1-1985	Ohio State	N5	9	172	1
Richard Dice	11-12-1994	Arizona	Home	9	171	1
Robb Thomas	10-29-1988	Oregon State	Away	9	151	2
Steve Rivera	11- 1-1975	California	Away	9	131	0
J. J. Lasley	11- 7-1992	Stanford	Away	9	125	1
Reggie Williams	10-25-2003	Washington	Away	9	115	1
Paul Skansi	11-10-1979	Washington	Away	9	113	1
Lonzell Hill	11-16-1985	Washington	Away	9	109	1
John Simon	11-26-1999	Louisiana Tech	Home	9	75	0
Mike Farr	11-19-1988	UCLA	Away	9	75	0
Bill Fritz	9-25-1965	Wisconsin	Away	9	72	1
Brian Morris	10-25-1986	Stanford	Away	9	42	0
Michael Mayer	11-26-2022	Notre Dame	Home	8	98	2
J. Michael Sturdivant	11-5-2022	California	Home	8	54	0
Jalen Moreno-Cropper	9-17-2022	Fresno State	Home	8	62	0
Calvin Jackson	9-18-2021	Washington St.	Away	8	94	0
Greg Dulcich	12-12-2020	UCLA	Away	8	167	1
Kyle Philips	12-12-2020	UCLA	Away	8	63	0
Stanley Berryhill	11-14-2020	Arizona	Away	8	70	1
Kyle Williams	11-9-2019	Arizona State	Away	8	60	1
Isaiah Hodgins	11-3-2018	Oregon State	Away	8	129	0
Shun Brown	11-4-2017	Arizona	Home	8	78	1
John Ross	11-12-2016	Washington	Away	8	154	1
Johnny Jackson	11-7-2015	Arizona	Home	8	89	0
De'Mornay Pierson-El	12-27-2014	Nebraska	N25	8	102	1

TOP OPPONENT PERFORMANCES

Player	Date	Opponent	Location	Yds	TDs	
Kenny Lawler	11-13-2014	California	Home	8	86	0
Paul Richardson	11-23-2013	Colorado	Away	8	88	1
Bryce Treggs	11-9-2013	California	Away	8	39	0
Shaquell Evans	11-17-2014	UCLA	Away	8	114	0
Marcus Sale	9-8-2012	Syracuse	N23	8	104	2
Jeremiah Ostrowski	9-1-2012	Hawaii	Home	8	34	0
Nick Provo	9-17-2011	Syracuse	Home	8	85	0
T.J. Simpson	11-6-2010	Arizona State	Home	8	95	0
Jeff Maehl	9-30-2010	Oregon	Home	8	145	3
Doug Baldwin	10-9-2010	Stanford	Away	8	98	2
Jared Karstetter	9-25-2010	Washington St.	Away	8	87	2
Greg Salas	9-2-2010	Hawaii	Away	8	124	0
Golden Tate	10-17-2009	Notre Dame	Away	8	117	2
Gino Simone	9-26-2009	Washington St.	Home	8	83	0
Sammie Stroughter	10-28-2006	Oregon State	Away	8	127	0
Limas Sweed	1-4-2006	Texas	N5	8	65	0
Mike Hass	11-6-2004	Oregon State	Away	8	119	0
Zach Miller	10-16-2004	Arizona State	Home	8	102	0
Mike Hass	12-6-2003	Oregon State	Home	8	208	0
Scott Miller	11-17-1990	UCLA	Away	8	175	2
Derek Hagan	10-4-2003	Arizona State	Away	8	170	0
Kurt Altenberg	11-30-1963	UCLA	Home	8	166	0
Justin Armour	10-15-1994	Stanford	Away	8	153	0
Jim McElroy	11-23-1996	UCLA	Away	8	149	0*
Sam Morley	11-7-1953	Stanford	Home	8	147	1
Andre Riley	10-7-1989	Washington	Home	8	143	1
Billy Joe DuPree	9-30-1972	Michigan State	Home	8	134	0
Keenan Howry	10-14-2000	Oregon	Home	8	126	0
Dennis Northcutt	10-9-1999	Arizona	Away	8	121	1
Jerome Pathon	11-1-1997	Washington	Away	8	120	1
Daniel Coats	9-6-2003	BYU	Home	8	114	1
Butch Williams	10-12-1991	Washington St.	Away	8	113	0
David Williams	9-7-1985	Illinois	Away	8	112	0
George Farmer	11-22-1969	UCLA	Home	8	111	1
Ken MacAfee	10-22-1977	Notre Dame	Away	8	97	2
Jay Dobyms	10-20-1984	Arizona	Home	8	92	0
Bob Conrad	10-15-1966	Stanford	Away	8	92	0
Jeff Kolberg	10-3-1970	Oregon State	Home	8	88	0
Bobby Wade	10-27-2001	Arizona	Away	8	84	0
Jim Mandich	1-1-1970	Michigan	N5	8	79	0
Bryant Thomas	10-14-1995	Washington St.	Home	8	76	0
Louis Holland	1-1-1963	Wisconsin	N5	8	72	0
Derek Loville	10-4-1986	Oregon	Home	8	70	1
Greg Ainsworth	11-15-1997	Oregon State	Away	8	69	0
Oliver Hillmon	10-30-1976	California	Home	8	67	0
Dan Doornink	10-9-1976	Washington St.	N18	8	62	0
Pat Chaffey	10-29-1988	Oregon State	Away	8	56	0
James Jordan	11-26-1999	Louisiana Tech	Home	8	51	3
Latin Berry	10-4-1986	Oregon	Home	8	50	0
E.J. Jones	9-24-1983	Kansas	Home	8	13	0

*-Two overtimes

N5-Rose Bowl, Pasadena, California
 N18-Kingdome, Seattle, Washington
 N19-Sam Boyd Stadium, Las Vegas, Nevada
 N23-MetLife Stadium, East Rutherford, New Jersey
 N25-Qualcomm Stadium, San Diego, California

OPPONENT LONGEST FIELD GOALS

(Since 1946)

Player	Date	Opponent	Site	Yds
Rod Garcia	11-10-1973	Stanford	Home	59
Mike Langford	11-8-1975	Stanford	Home	55
Andy Phillips	10-24-2015	Utah	Home	53
Alexis Serna	10-28-2006	Oregon State	Away	53
Matt Payne	9-6-2003	BYU	Home	53
Jonathan Doerer	10-12-2019	Notre Dame	Away	52
Kyle Brindza	11-24-2012	Notre Dame	Home	52
Matt Payne	9-6-2003	BYU	Home	52
John Langeloh	12-31-1990	Michigan State	N3	52
Rich Spangler	1-1-1985	Ohio State	N5	52
Luis Zendejas	10-30-1982	Arizona State	Away	52
Kieron Walford	9-15-1979	Oregon State	Away	52
Frank Corral	11-25-1977	UCLA	Home	52
Rod Garcia	11-10-1973	Stanford	Home	52
Lucas Havrisik	11-14-2020	Arizona	Away	51
Tyler Fredrickson	9-27-2003	California	Away	51**
Gregg McCallum	9-28-1991	Oregon	Away	51
Blake Mazza	9-21-2018	Washington St.	Home	50
Steve McLaughlin	10-2-1993	Arizona	Away	50
Chris Mangold	10-3-1981	Oregon State	Away	50
Joe Danelo	11-4-1972	Washington St.	N11	50
Drew Dunning	11-1-2003	Washington St.	Home	49
Eric Abrams	11-7-1992	Stanford	Away	49
Alfredo Velasco	11-18-1989	UCLA	Home	49
Mike Gillette	1-2-1989	Michigan	N5	49
Jeff Jaeger	11-16-1985	Washington	Away	49
John Lee	11-17-1984	UCLA	Away	49
Alan Duncan	9-13-1980	Tennessee	Away	49
Rod Garcia	10-7-1972	Stanford	Away	49
Ron Miller	11-4-1967	California	Away	49
Richard Kenney	10-3-1964	Michigan State	Away	49
Joe Perkowski	10-14-1961	Notre Dame	Away	49
JJ Molson	11-17-2018	UCLA	Away	48
Justin Kahut	10-24-2009	Oregon State	Home	48
Justin Kahut	10-24-2009	Oregon State	Home	48
Paul Martinez	9-24-2005	Oregon	Away	48
Nick Folk	11-13-2004	Arizona	Home	48
Jared Siegel	10-26-2002	Oregon	Away	48
Drew Dunning	10-5-2002	Washington St.	Away	48+
Van Tiffin	12-28-1985	Alabama	N7	48
Randy Pratt	10-29-1983	California	Away	48
Kenneth Naber	11-8-1980	Stanford	Away	48
Alexis Serna	10-28-2006	Oregon State	Away	47
Bjorn Merten	11-23-1996	UCLA	Away	47*
Bjorn Merten	11-20-1993	UCLA	Home	47
Eric Abrams	11-6-1993	Stanford	Home	47
Louis Perez	11-21-1992	UCLA	Away	47
Eric Abrams	11-7-1992	Stanford	Away	47
Gary Coston	11-14-1987	Arizona	Home	47
Mike Johnston	11-27-1982	Notre Dame	Home	47
Brett Weber	10-10-1981	Arizona	Home	47
Chuck Nelson	11-15-1980	Washington	Home	47
Joe Unis	11-25-1978	Notre Dame	Home	47
Joe Cooper	10-28-1978	California	Home	47
Jim Breech	10-30-1976	California	Home	47
Nicholas Barr-Mira	11-19-2022	UCLA	Away	46
Cesar Silva	8-31-2019	Fresno State	Home	46
Justin Yoon	11-24-2018	Notre Dame	Home	46
Cameron Dicker	9-15-2018	Texas	Away	46
Cameron Dicker	9-15-2018	Texas	Away	46
Conrad Ukropina	9-19-2015	Stanford	Home	46
Erik Folk	11-12-2011	Washington	Home	46
Erik Folk	9-19-2009	Washington	Away	46
David Pino	1-4-2006	Texas	N5	46
Matt Payne	9-18-2004	BYU	Away	46
Sean Keel	10-27-2001	Arizona	Away	46
Nathan Villegas	9-25-1999	Oregon	Away	46**
Mike Richey	10-31-1992	Arizona State	Away	46
Tim Williams	9-29-1990	Ohio State	Away	46
John Biskup	8-31-1990	Syracuse	N4	46
Alfredo Velasco	11-19-1988	UCLA	Away	46
David Sweeney	11-7-1987	Stanford	Home	46
Rich Spangler	1-1-1985	Ohio State	N5	46
John Lee	11-17-1984	UCLA	Away	46
Juan Betanzos	9-29-1984	LSU	Home	46
Jeff Jaeger	11-12-1983	Washington	Away	46
Chuck Nelson	11-14-1981	Washington	Away	46
Steve Robbins	11-16-1974	Washington	Home	46
Randy Wersching	10-31-1970	California	Home	46
Jonathan Doerer	10-12-2019	Notre Dame	Away	45
Cesar Silva	8-31-2019	Fresno State	Home	45
Lucas Havrisik	10-28-2017	Arizona	Home	45
Jason Bondzio	10-13-2007	Arizona	Home	45
Tom Schneider	11-12-2005	California	Away	45
Mike Barth	11-4-2000	Arizona State	Away	45*
Nick Lentz	11-1-1997	Washington	Away	45
Sebastian Villareal	9-21-1996	Houston	Away	45
Jarvis Van Dyke	9-24-1994	Baylor	Home	45
Pat O'Morrow	10-23-1989	Ohio State	Home	45



Chris Siambekos	9-13-1986	Illinois	Home	45
John Carney	11-24-1984	Notre Dame	Home	45
John Carney	11-24-1984	Notre Dame	Home	45
John Lee	11-20-1982	UCLA	Away	45
Rod Garcia	10-16-1971	Stanford	Home	45
Erik Powell	9-29-2017	Washington St.	Away	44
Casey Skowron	11-7-2015	Arizona	Home	44
John Bonano	10-27-2012	Arizona	Away	44
Nico Grassu	9-25-2010	Washington St.	Away	44
Jared Siegel	10-26-2002	Oregon	Away	44
Tommy Thompson	10-10-1992	Oregon	Home	44
Brian Lowe	9-19-1987	Boston College	Home	44
Kirk Dennis	10-10-1987	Oregon	Away	44
Randy Pratt	10-29-1983	California	Away	44
Don Martin	10-21-1967	Washington	Away	44
R. Van Raaphorst	10-19-1963	Ohio State	Home	44
Nicholas Barr-Mira	12-12-2020	UCLA	Away	43
Jonathan Doerer	10-12-2019	Notre Dame	Away	43
Jake Oldroyd	9-14-2019	BYU	Away	43+
Lucas Havrisik	10-28-2017	Arizona	Home	43
Josh Grant	9-2-2017	Western Michigan	Home	43
Cameron Van Winkle	11-12-2016	Washington	Away	43
Garrett Rivas	1- 1-2007	Michigan	N5	43
Nick Folk	9-23-2006	Arizona	Away	43
Justin Medlock	12- 3-2005	UCLA	Home	43
Justin Medlock	12- 3-2005	UCLA	Home	43
Justin Medlock	12-4-2004	UCLA	Away	43
Mark McDonald	10-9-1999	Arizona	Away	43
Matt Belden	10- 1-1994	Oregon	Home	43
Kevin Pendergast	10-23-1993	Notre Dame	Away	43
Derek Mahoney	12-29-1992	Fresno State	N2	43
Doug Brien	10-17-1992	California	Home	43
John Langeloh	9- 7-1987	Michigan State	Away	43
John Carney	10-26-1985	Notre Dame	Away	43
John Lee	11-17-1984	UCLA	Away	43
Mike Lansford	11-11-1978	Washington	Home	43
Fred Cox	11-18-1961	Pittsburgh	Away	43
Valentino Ambrosio	1-2-2023	Tulane [Cotton Bowl]	N27	42
Tyler Loop	10-29-2022	Arizona	Away	42
Everett Hayes	9-25-2021	Oregon State	Home	42
Davis Price	10-8-2016	Colorado	Home	42
Conrad Ukropina	9-17-2016	Stanford	Away	42
Conrad Ukropina	9-19-2015	Stanford	Home	42
Andy Phillips	10-26-2013	Utah	Home	42
Tyler Hadden	8-29-2013	Hawaii	Away	42
Brandon Pace	8-28-2004	Virginia Tech	N21	42
Patrick Brougham	9-14-2002	Colorado	Away	42
Sebastian Villareal	9-21-1996	Houston	Away	42
John Lee	11-20-1982	UCLA	Away	42
Scott Blanton	9-19-1992	Oklahoma	Away	42
Bruce Kallmeyer	9-24-1983	Kansas	Home	42
Chris Mangold	10- 3-1981	Oregon State	Away	42
Chuck Male	10-20-1979	Notre Dame	Away	42
Effren Herrera	11-24-1973	UCLA	Home	42
Rod Garcia	11-10-1973	Stanford	Home	42
Cristian Zendejas	11-7-2020	Arizona State	Home	41
Andrew Furney	9-7-2013	Washington St.	Home	41
Erik Folk	10-2-2010	Washington	Home	41
Tyler Cope	9-5-2009	San Jose State	Home	41
Brandon Walker	11-29-2008	Notre Dame	Home	41
Matt Evensen	10-27-2007	Oregon	Away	41
Jared Siegel	10-26-2002	Oregon	Away	41
Jared Brite	9-8-2001	Kansas State	Home	41
Ryan Cesca	9-30-2000	Oregon State	Away	41
Louis Perez	11-23-1991	UCLA	Home	41
John McCallum	10- 7-1989	Washington	Home	41
Bobby Raymond	9-10-1983	Florida	Home	41
Braden Beck	11- 7-1964	Stanford	Away	41
Carter Brown	10-1-2022	Arizona State	Home	40
Tyler Loop	11-6-2021	Arizona State	Away	40
Henry Katleman	12-18-2020	Oregon	Home	40
Zane Gonzalez	10-1-2017	Arizona State	Home	40
Scott Enos	9-2-2010	Hawaii	Away	40
Evan Knudson	10-25-2003	Washington	Away	40
Bjorn Merten	11-23-1996	UCLA	Away	40*
Travis Hanson	10- 3-1992	Washington	Away	40
Jason Hanson	10- 6-1990	Washington St.	Home	40
John Langeloh	1- 1-1988	Michigan State	N5	40
Mike Johnston	11-27-1982	Notre Dame	Home	40
Steve Hicks	10-14-1978	Arizona State	Away	40
Cam Bonifay	9-22-1973	Georgia Tech	Away	40
Cam Bonifay	9-22-1973	Georgia Tech	Away	40
Bob Stein	9-21-1968	Minnesota	Away	40

+-One overtime

*-Two overtimes

**-Three overtimes

N2-Anaheim Stadium, Anaheim, California

N3-Sun Bowl, El Paso, Texas

N4-Giants Stadium, East Rutherford, New Jersey

N5-Rose Bowl, Pasadena, California

N7-Aloha Stadium, Honolulu, Hawaii

N11-Husky Stadium, Seattle, Washington

N21-FedEx Field, Landover, Maryland

N27-AT&T Stadium, Arlington, Texas





USC VS. HEISMAN WINNERS

John Lujack – 1947

Notre Dame 38, USC 7

Irish quarterback Lujack completed 5-of-7 passes for 59 yards and no TDs, but it was his interception and 37-yard return of a Trojan pass that led to a score. Eventual national champion Notre Dame knocked off No. 3-ranked USC, 38-7, at the Coliseum.

Leon Hart – 1949

Notre Dame 32, USC 0

Hart scored on a 36-yard pass for Notre Dame's first score as the top-ranked Irish rolled to a 32-0 win in South Bend over the No. 17 Trojans. It was USC's worst loss in the series at the time.

John Lattner – 1953

Notre Dame 48, USC 14

Lattner set then-series records by scoring 4 touchdowns and rushing for 157 yards in No. 2 Notre Dame's 48-14 victory over No. 20 USC in the Coliseum.

Paul Hornung – 1956

USC 28, Notre Dame 20

Hornung, who played quarterback during his Heisman Trophy season, switched to halfback against USC because of painful injuries to both thumbs. His 95-yard kickoff return and PAT in the third quarter drew the Irish to within a point, 21-20. Hornung accounted for 215 all-purpose yards in the Coliseum game.

John Huarte – 1964

USC 20, Notre Dame 17

Huarte completed 18-of-29 passes and threw a touchdown pass in leading top-ranked Notre Dame to a 17-0 lead. But unranked USC rallied to score 20 second-half points to upset the Irish, 20-17, in Los Angeles. It was Ara Parseghian's first loss as Irish coach.

Gary Beban – 1967

USC 21, UCLA 20

With the national championship and a trip to the Rose Bowl on the line, Beban threw for 301 yards and 2 touchdowns for the top-ranked Bruins. The effort wasn't enough as D.J. Simpson, USC's 1968 Heisman winner, scored on a 64-yard TD to give the No. 4-ranked Trojans a 21-20 win.

Jim Plunkett – 1970

Stanford 24, USC 14

Plunkett ended No. 4-ranked USC's hopes of a fifth straight Rose Bowl trip by completing 19-of-31 passes for 274 yards and a score in No. 12-ranked Stanford's 24-14 win at Palo Alto. The loss ended USC's 25-game unbeaten string in regular season play.

Archie Griffin – 1974

USC 18, Ohio State 17

In the 1975 Rose Bowl, Griffin fumbled twice and was held to 75 yards and no TDs, as USC rallied to take an 18-17 win. The victory over the No. 3-ranked Buckeyes gave USC its ninth national title.

George Rogers – 1980

USC 23, South Carolina 13

Rogers broke free for a 34-yard touchdown in the fourth quarter in Los Angeles as part of a 141-yard rushing game. But it was Marcus Allen, USC's 1981 Heisman Trophy winner, who rushed for 104 yards and 2 touchdowns to give USC a 23-13 win in its home opener.

Tim Brown – 1987

Notre Dame 26, USC 15

Brown was held to 4 catches for 46 yards, but it was his 5-yard run in the second quarter that put the Irish up 17-3 in South Bend. Notre Dame's seventh Heisman winner rushed 5 times for 41 yards in the Irish's 26-15 win.

Jason White – 2004

USC 55*, Oklahoma 19

In the BCS Championship Game in the 2005 Orange Bowl, in which top-ranked USC dominated No. 2 Oklahoma, 55-19, to win its 11th national championship, White was 24-of-36 passing for 244 yards and 2 touchdowns, but threw 3 costly interceptions. The game marked the first time that a pair of Heisman winners (USC's Matt Leinart was the 2004 winner) faced each other in a game.

**Win later vacated due to NCAA penalty*



THE LAST TIME



Individual Performances

200-yard rushing game

By a Trojan: 204 yards, Keaontay Ingram, vs. Arizona, 2021
By an opponent: 205 yards, Tyjae Spears, Tulane, 2022

3 rushing TDs in a game

By a Trojan: 3, Caleb Williams, vs. Notre Dame, 2022
By an opponent: 4, Tyjae Spears, Tulane, 2022

2 players rushed for 100 yards each in a game

By Trojans: Austin Jones (110) and Travis Dye (102), vs. Fresno State, 2022
By opponents: Josh Adams (181 yards) and Brandon Wimbush (106), Notre Dame, 2017

25-plus rushing attempts

By a Trojan: 25, Austin Jones, vs. Notre Dame, 2022
By an opponent: 28, Zach Charbonnet, UCLA, 2021

300-yard passing game

By a Trojan: 462 yards, Caleb Williams, vs. Tulane, 2022
By an opponent: 310 yards, Cameron Rising, Utah (P12 Championship), 2022

3 passing TDs in a game

By a Trojan: 5, Caleb Williams, vs. Tulane, 2022
By an opponent: 3, Cameron Rising, Utah (P12 Championship), 2022

30-plus pass completions in a game

By a Trojan: 37, Caleb Williams, vs. Tulane, 2022
By an opponent: 35, Jack Plummer, California, 2022

50-plus pass attempts in a game

By a Trojan: 52, Caleb Williams, vs. Tulane, 2022
By an opponent: 52, Gardner Minshew, Washington State, 2018

3 passes had intercepted in a game

By a Trojan: 3, Kedon Slovis, vs. Utah, 2021
By an opponent: 3, Dorian Thompson-Robinson, UCLA, 2022

Pass completion of 75-plus-yards

By a Trojan: 75 yards, Caleb Williams to Jordan Addison, vs. Stanford, 2022
By an opponent: 87 yards, Michael Pratt to Jha'Quan Jackson, Tulane, 2022

10-plus receptions in a game

By a Trojan: 11, Jordan Addison, vs. UCLA, 2022
By an opponent: 16, Dalton Kincaid, Utah, 2022

150-yard receiving game

By a Trojan: 171 yards, Brenden Rice, Tulane, 2022
By an opponent: 234 yards, Dalton Kincaid, Utah, 2022

3 receiving TDs in a game

By a Trojan: 4, Amon-Ra St. Brown, vs. Washington State, 2020
By an opponent: 3, Dorian Singer, Arizona, 2022

60-plus-yard punt

By a Trojan: 60 yards, Ben Griffiths, vs. UCLA, 2021
By an opponent: 72 yards, Will Hart, San Jose State, 2021

3 field goals in a game

By a Trojan: 3, Denis Lynch, vs. Washington State, 2022
By an opponent: 3, Tyler Loop, Arizona, 2022

50-plus-yard field goal

By a Trojan: 52 yards, Parker Lewis, vs. Arizona State, 2021
By an opponent: 51 yards, Lucas Havrisik, Arizona, 2020

Missed PAT kick

By a Trojan: Parker Lewis, vs. Notre Dame, 2021 (missed wide left)
By an opponent: Jadon Redding, Utah (P12 Championship), 2022 (missed wide left)

3 interceptions in a game

By a Trojan: 3, Cameron Smith, vs. Utah, 2015
By an opponent: 3, Steve Smith, Oregon, 2001

Interception return for a TD

By a Trojan: 31 yards, Ralen Goforth, vs. Rice, 2022
By an opponent: 37 yards, Anthony Pandey, Arizona, 2021

Punt return for a TD (not blocked)

By a Trojan: 82 yards, Tyler Vaughns, vs. Arizona State, 2018
By an opponent: 92 yards, N'Keal Harry, Arizona State, 2018

Kickoff return for a TD

By a Trojan: 100 yards, Velus Jones, vs. Fresno State, 2019
By an opponent: 100 yards, Kazmier Allen, UCLA, 2021

Blocked punt returned for a TD

By a Trojan: 5 yards, Devon Williams, vs. UCLA, 2018 (punt blocked by Jake Russell). Also, Torin Harris returned a blocked field goal 68 yards for a TD vs. Utah in 2011
By an opponent: 5 yards, Amir Carlisle, Notre Dame, 2015 (punt blocked by Equanimeous St. Brown)

Safety

By a Trojan: Drake Jackson, vs. Utah, 2019 (forced intentional grounding in endzone)
By an opponent: Tulane, 2022 (Austin Jones tackled in the end zone by Patrick Jenkins)

Team Performances

Shutout

By USC: 50-0, vs. UCLA, 2011
By an opponent: 27-0, Washington, 1997

Tie

21-21, vs. Washington, 1995

Scoreless Tie

0-0, vs. Washington, 1961

Scored in all 4 quarters of regulation

By USC: vs. Tulane (7-21-7-10), 2022
By an opponent: BYU (7-14-7-7), 2021

Back-to-back shutouts

By USC: 28-0 vs. Arizona State and 69-0 vs. Washington State, 2008
By an opponent: 21-0 by Ohio State and 6-0 by Oregon State, 1946

50-plus points scored in a game

By USC: 55 points, vs. Colorado, 2022
By an opponent: 62 points, UCLA, 2021





USC ANNUAL ATTENDANCE

YEAR	HOME ATT.	(G)	AVG/GAME	OVERALL ATT.	(G)	AVG/GAME
1922#				147,500	(8)	18,438
1923	126,923	(6)	21,154	198,363	(8)	23,545
1924	257,000	(9)	28,556	332,000	(11)	30,182
1925+	308,000	(10)	30,800	313,000	(11)	28,455
1926	288,278	(8)	36,035	386,278	(10)	38,628
1927	321,500	(9)	40,188	493,885	(10)	49,389
1928	376,632	(8)	41,848	450,877	(10)	45,088
1929	349,000	(8)	43,625	646,494	(12)	53,875
1930	341,467	(8)	42,683	452,467	(10)	45,247
1931	433,000	(8)	54,125	613,250	(11)	55,750
1932	383,924	(7)	54,846	544,859	(10)	54,486
1933	504,000	(8)	63,000	615,037	(11)	55,912
1934	315,568	(8)	39,446	418,568	(10)	41,857
1935	320,000	(8)	40,000	428,305	(12)	35,692
1936	331,201	(6)	55,200	429,655	(9)	47,739
1937	380,000	(7)	54,286	490,620	(10)	49,062
1938	397,146	(6)	66,191	621,315	(11)	56,483
1939	337,063	(6)	56,177	563,062	(10)	56,306
1940	330,808	(6)	55,135	447,933	(9)	49,770
1941	381,305	(7)	54,492	501,272	(9)	55,697
1942	364,662	(6)	45,583	472,098	(11)	42,918
1943	255,000	(6)	42,500	370,000	(10)	37,000
1944	318,768	(7)	45,538	463,268	(10)	46,329
1945	360,378	(7)	51,483	551,378	(11)	50,125
1946	390,833	(6)	65,139	550,725	(10)	55,073
1947	440,457	(6)	73,410	723,675	(10)	72,368
1948	467,362	(7)	66,766	615,064	(10)	61,506
1949	354,072	(6)	59,012	525,991	(9)	58,443
1950	273,168	(6)	45,528	353,468	(9)	39,274
1951	366,233	(7)	52,319	507,978	(10)	50,798
1952	434,012	(7)	62,002	666,344	(11)	60,577
1953	412,772	(6)	68,795	559,360	(10)	55,936
1954	375,666	(7)	53,667	602,786	(11)	54,799
1955	464,104	(7)	66,301	615,651	(10)	61,565
1956	268,338	(5)	53,668	465,762	(10)	46,576
1957	260,846	(6)	43,474	422,666	(10)	42,267
1958	276,793	(6)	46,132	463,532	(10)	46,353
1959	291,788	(6)	48,631	455,862	(10)	45,586
1960	270,990	(7)	38,713	406,194	(10)	40,619
1961	219,233	(6)	36,539	397,396	(10)	39,740
1962	331,473	(6)	55,246	571,846	(11)	51,986
1963	330,706	(6)	55,118	513,579	(10)	51,358
1964	326,098	(6)	54,350	597,215	(10)	59,721
1965	345,872	(6)	57,645	567,346	(10)	56,735
1966	370,598	(6)	61,766	655,278	(11)	59,571
1967	314,246	(5)	62,849	694,830	(11)	63,166
1968	430,011	(6)	71,669	754,671	(11)	68,606
1969	330,714	(5)	66,143	701,141	(11)	63,740
1970	385,920	(6)	64,320	648,726	(11)	58,975
1971	358,515	(6)	59,753	615,034	(11)	55,912
1972	394,050	(6)	65,675	778,657	(12)	64,888
1973	413,220	(6)	68,870	761,510	(12)	63,459
1974	375,584	(6)	62,597	737,861	(12)	61,488
1975	409,618	(7)	58,517	688,623	(12)	57,385
1976	434,936	(7)	62,134	760,911	(12)	63,409
1977	381,958	(6)	63,660	726,597	(12)	60,550
1978	455,042	(7)	65,006	871,973	(13)	67,075
1979	343,218	(5)	68,644	808,439	(12)	67,370
1980	404,764	(6)	67,461	737,342	(11)	67,031
1981	430,808	(6)	71,801	766,450	(12)	63,871
1982	279,069	(5)	55,814	724,444	(11)	65,859
1983	339,603	(6)	56,601	624,435	(11)	56,767
1984	361,478	(6)	60,246	761,400	(12)	63,450
1985	297,725	(5)	59,545	720,163	(12)	60,014
1986	345,366	(6)	57,561	684,395	(12)	57,033
1987	321,884	(6)	53,647	735,993	(12)	61,333
1988	380,316	(5)	76,063	829,199	(12)	69,100
1989	452,670	(7)	64,667	758,235	(12)	63,186
1990	352,776	(5)	70,555	866,268	(13)	66,636
1991	385,226	(6)	64,204	625,299	(11)	56,845
1992	298,769	(5)	59,754	749,407	(12)	62,451
1993	295,106	(5)	59,021	761,897	(13)	58,608
1994	351,226	(6)	58,538	740,645	(12)	61,720
1995	358,333	(6)	59,722	721,285	(12)	60,107
1996	301,003	(5)	60,201	686,940	(12)	57,245
1997	376,732	(7)	62,789	667,098	(11)	60,645
1998	426,295	(7)	60,899	761,037	(13)	58,541
1999	345,091	(6)	57,515	649,246	(12)	54,104
2000	401,371	(7)	57,339	694,265	(12)	57,855
2001	346,465	(6)	57,744	648,261	(12)	54,022
2002	401,115	(6)	66,853	809,130	(13)	62,241
2003	466,824	(6)	77,804	946,482	(13)	72,482
2004	511,373	(6)	85,229	960,138	(13)	73,857
2005	546,872	(6)	91,145	1,039,565	(13)	79,967
2006	548,880**	(6)	91,480**	996,078	(13)	76,621
2007	524,855	(6)	87,476	1,056,685*	(13)	81,283*
2008	520,786	(6)	86,793	942,595	(13)	72,507
2009	508,796	(6)	84,799	984,307	(13)	72,716
2010	479,444	(6)	79,907	820,803	(13)	63,139
2011	523,644	(7)	74,806	819,993	(12)	68,333
2012	527,670	(6)	87,945	908,797	(13)	69,908
2013	511,885	(7)	73,126	869,486	(14)	62,106
2014	439,630	(6)	73,272	799,681	(13)	61,513
2015	527,506	(7)	75,358	926,069	(14)	66,148
2016	410,755	(6)	68,459	881,102	(13)	67,777
2017	508,781	(7)	72,683	885,246	(14)	63,231
2018	332,692	(6)	55,449	661,336	(12)	55,111
2019	356,150	(6)	59,358	762,917	(13)	58,686
2020++	0	(3)	0	0	(6)	0

2021	393,508	(7)	56,215	640,043	(12)	53,337
2022	451,390	(7)	64,484	808,996	(14)	57,785

Doubleheaders played by USC in 1925, 1933 and 1934 are considered as one game for purposes of this list

* - USC Record ** - USC and Pac-10 Record

- Excludes first 3 games + - Excludes Pomona game

++ - Per Pac-12 and state/county health guidelines during the COVID-19 pandemic, general public was not allowed at any league games

Between 1888 and 1921, an estimated 500,000-plus people attended home and away USC games.

The largest single-game crowd in USC history was the estimated 120,000 at Soldier Field in Chicago for the 1927 USC-Notre Dame game. The largest USC home crowd was 104,953 for the 1947 USC-Notre Dame game in the Coliseum. The largest USC post-season bowl game crowd was 106,869 at the 1973 Rose Bowl in Pasadena (USC versus Ohio State), which is an NCAA bowl game record.

In all, USC has played before at least 64,918,854 people since it first started playing football in 1888.

Jim Farrell of Long Beach, Calif., became the 50 millionth fan to see a USC football game, home and away, when he came through the Coliseum gates at the 2004 USC-Arizona State home game.

In 1988, USC not only set a since-broken school record for home attendance average per game (76,063, which ranked eighth best in the nation), but Troy also registered the greatest increase in average home attendance of any school in the nation that year (up 22,416 per game over 1987). That increase was 7,996 more than the next closest school.

Top 20 Home Crowds

- All-Time**
- 104,953* 1947 vs. Notre Dame
 - 103,303 1939 vs. UCLA
 - 103,000 1945 vs. UCLA
 - 102,548 1954 vs. UCLA
 - 102,050 1947 vs. UCLA
 - 100,571 1948 vs. Notre Dame
 - 97,952 1953 vs. Notre Dame
 - 97,146 1938 vs. Notre Dame
 - 96,869 1952 vs. UCLA
 - 96,130 1951 vs. Stanford
 - 95,878 1955 vs. UCLA
 - 95,000 1938 vs. California
 - 94,892 1955 vs. Notre Dame
 - 94,677 1952 vs. California
 - 94,519 1942 vs. Notre Dame
 - 94,085 1965 vs. UCLA
 - 93,924 1932 vs. Notre Dame
 - 93,829 1988 vs. Notre Dame
 - 93,714 1946 vs. UCLA
 - 93,607 2008 vs. Ohio State
 - 93,607 2011 vs. Stanford
 - 93,607 2011 vs. UCLA
 - 93,607 2012 vs. Hawaii
 - 93,607 2012 vs. Oregon
 - 93,607 2012 vs. Notre Dame
 - 93,607 2013 vs. Stanford

Since 1964**

- 94,085 1965 vs. UCLA
- 93,829 1988 vs. Notre Dame
- 93,607 2008 vs. Ohio State
- 93,607 2011 vs. Stanford
- 93,607 2011 vs. UCLA
- 93,607 2012 vs. Hawaii
- 93,607 2012 vs. Oregon
- 93,607 2012 vs. Notre Dame
- 93,458 1993 vs. UCLA
- 93,172 2003 vs. UCLA
- 92,611 2004 vs. Notre Dame
- 92,516 1987 vs. UCLA
- 92,021 2005 vs. Washington St.
- 92,000 2005 vs. UCLA
- 92,000 2006 vs. Nebraska
- 92,000 2006 vs. Oregon
- 91,800 2006 vs. Notre Dame
- 91,672 2006 vs. California
- 91,639 1990 vs. Notre Dame
- 91,553 2007 vs. UCLA

*Coliseum record for a football game.

**The Coliseum seating capacity was reduced to 92,516 in 1964 (although temporary seats were added for the 1965 UCLA and 1988 Notre Dame games, hence the larger crowds then). In 1993, stadium renovation increased the Coliseum capacity to 94,159, but that figure was reduced in 1995 to 92,000, then upped to 93,607 in 2008 and decreased slightly to 92,348 in 2017 with the additional of new videoboards in the stadium's northeast and southeast corners. It was reduced to 78,467 in 2018 during stadium renovation, then became 77,500 in 2019 once the renovation was complete.

Top 5 Road Game Crowds*

- 106,033 2009 at Ohio State (Columbus, Ohio)
- 103,507 2018 at Texas (Austin, Tex.)
- 100,741 1988 at UCLA (Pasadena, Calif.)
- 98,370 1986 at UCLA (Pasadena, Calif.)
- 98,088 1990 at UCLA (Pasadena, Calif.)

*Includes only games at opponents' home fields (non-neutral sites)

Top 5 Neutral Site Game Crowds

- 120,000 1927 vs. Notre Dame (Soldier Field, Chicago, Ill.)
- 112,912 1929 vs. Notre Dame (Soldier Field, Chicago, Ill.)
- 106,869 1973 vs. Ohio State (Rose Bowl, Pasadena, Calif.)
- 106,721 1975 vs. Ohio State (Rose Bowl, Pasadena, Calif.)
- 106,182 1977 vs. Michigan (Rose Bowl, Pasadena, Calif.)



USC ON TELEVISION



USC's football team – perhaps the true “America’s Team” – has appeared on live national, regional or local telecasts 566 times over the years. USC's overall record while playing on live television is 375-182-9. (Two wins in 2004 and 12 wins and 1 loss in 2005 were later vacated due to NCAA penalty; revised records: 350-179-9 overall.) Entering the 2023 season, 429 of USC's past 431 games were on some form of live TV, including the last 270 contests [a school record]. USC also had a streak of 111 consecutive games on some form of live television (from the 1988 Oregon State game through the 1997 Stanford game) and another streak of 48 consecutive live telecasts (from the 1997 UCLA game through the 2001 Oregon State game). USC set a national record in 1987 by appearing on 6 live national regular-season network telecasts.

Trojan games have always been among the top – if not the top – attractions among live televised college football games. In fact, over the 10-year period from 1972 to 1981, USC posted the highest average television rating of any school, according to figures released by the NCAA which were compiled by the A.C. Nielsen Co. rating service. During that span, USC averaged a 15.6 rating on its 24 live regular-season ABC national and regional telecasts. A rating indicates the percentage of all U.S. households that are tuned to a game.

USC's 2012 game against Notre Dame on ABC drew a 9.4 rating [16.06 million viewers], making it ABC's second most-viewed and second highest-rated regular-season game since 1991 (and the fifth most-viewed regular-season game on any network since at least 1991). The 2006 USC-Notre Dame game was ABC's fourth most-viewed regular season game [14.65 million viewers].

USC's 2009 game at Ohio State was ESPN's most-viewed regular-season game [10.59 million viewers].

In a December 1988 ranking by Sports Inc., the USC-Notre Dame game recorded 5 of the 12 all-time highest college football TV ratings. The 1968 USC-ND encounter was the highest rated college football telecast ever (22.9 rating). The other USC-ND clashes in the top 12 include 1970-74-72-64.

Of the 12 highest rated games ever through 1988, according to Sports Inc., USC was involved in more than any other school: 7 (besides those 5 Notre Dame games, the others were the UCLA encounters of 1973 and 1967). Incidentally, USC was 6-0-1 in those games.

As further proof of USC's television appeal, Sports Inc. listed Troy as the top drawing team from 1974 to 1983 (the 10 years prior to the U.S. Supreme Court ruling which deregulated the TV marketplace) with an average rating of 14.49 on 24 telecasts (more than a full rating point higher than No. 2 Notre Dame). After deregulation (from 1984 to 1989) and with the proliferation of telecasts, USC was still in the Top 10, ranking ninth with a 6.07 average rating on 25 appearances (less than 2 points behind the leader).

Below is a list of the USC football team's appearances on live television. Listed along with the year and the opponent are the score; the network, syndicator or station that televised the contest; whether the telecast was national, regional or local; and, if available, the Nielsen rating (beginning in 2017, “total live audience” is listed). An asterisk (*) indicates a home game. USC was not eligible to appear on live television in the 1983 and 1985 regular seasons because of an NCAA ban.

1947--vs. Michigan in Rose Bowl, USC lost 49-0, KTLA-TV, local
*1948--vs. Utah, USC won 27-0, KLAC-TV, local
*1948--vs. Oregon State, USC won 21-6, KLAC-TV, local
*1948--vs. Rice, USC won 7-0, KLAC-TV, local
*1948--vs. California, USC lost 13-7, KLAC-TV, local
*1948--vs. Washington, USC won 32-7, KLAC-TV, local
*1948--vs. UCLA, USC won 20-13, KLAC-TV, local
*1948--vs. Notre Dame, USC tied 14-14, KLAC-TV, local
*1949--vs. Navy, USC won 42-20, KECA-TV, local
*1949--vs. Washington State, USC won 35-7, KECA-TV local
*1949--vs. Ohio State, USC tied 13-13, KECA-TV, local
*1949--vs. Oregon, USC won 40-13, KECA-TV, local
*1949--vs. Stanford, USC lost 34-13, KECA-TV, local
*1949--vs. UCLA, USC won 21-7, KECA-TV, local
*1950--vs. Iowa, USC lost 20-14, KTTV-TV, local
*1950--vs. California, USC lost 13-7, KTTV-TV, local
*1950--vs. Oregon, USC won 30-21, KTTV-TV, local
*1950--vs. Washington, USC lost 28-13, KTTV-TV, local
*1950--vs. UCLA, USC lost 39-0, KTTV-TV, local
*1950--vs. Notre Dame, USC won 9-7, KTTV-TV, local
1951--vs. Army, USC won 28-6, NBC, regional
*1951--vs. Notre Dame, USC lost 19-12, NBC, national
*1952--vs. UCLA, USC won 14-12, NBC, national
1952--vs. Wisconsin in Rose Bowl, USC won 7-0, NBC, national
*1953--vs. UCLA, USC lost 13-0, NBC, national
1954--vs. Oregon, USC won 24-14, ABC, national
1954--vs. Ohio State in Rose Bowl, USC lost 20-7, NBC, national
1955--vs. California, USC won 33-6, CBS, regional
*1955--vs. UCLA, USC lost 17-7, NBC, national
*1956--vs. Washington, USC won 35-7, NBC, regional
*1956--vs. UCLA, USC won 10-7, NBC, national
*1961--vs. Iowa, USC lost 35-34, ABC, national
*1962--vs. Duke, USC won 14-7, CBS, national
*1962--vs. Washington, USC won 14-0, CBS, regional
1962--vs. Wisconsin in Rose Bowl, USC won 42-37, NBC, national
*1963--vs. Oklahoma, USC lost 17-12, CBS, national
1963--vs. Washington, USC lost 22-7, CBS, regional
1964--vs. Ohio State, USC lost 17-0, NBC, national
*1964--vs. UCLA, USC won 34-13, NBC, regional
1965--vs. Notre Dame, USC lost 28-7, NBC, national
1966--vs. Texas, USC won 10-6, ABC, national
*1966--vs. UCLA, USC lost 14-7, ABC, national
1966--vs. Purdue in Rose Bowl, USC lost 14-13, NBC, national

1967--vs. Notre Dame, USC won 24-7, KABC-TV, local
*1967--vs. UCLA, USC won 21-20, ABC, national, 19.3
1967--vs. Indiana in Rose Bowl, USC won 14-3, NBC, national
*1968--vs. Oregon State, USC won 17-13, ABC, regional
*1968--vs. UCLA, USC won 28-16, ABC, national
*1968--vs. Notre Dame, USC tied 21-21, ABC, national, 22.9
1968--vs. Ohio State in Rose Bowl, USC lost 27-16, NBC, national
1969--vs. Nebraska, USC won 31-21, closed circuit, local
*1969--vs. UCLA, USC won 14-12, ABC, national
1969--vs. Michigan in Rose Bowl, USC won 10-3, NBC, national
*1970--vs. California, USC lost 13-10, ABC, regional
*1970--vs. UCLA, USC lost 45-20, ABC, national
*1970--vs. Notre Dame, USC won 38-28, ABC, national, 22.2
1971--vs. Oklahoma, USC lost 33-20, closed circuit, local
1971--vs. Notre Dame, USC won 28-14, KABC-TV, local
*1971--vs. UCLA, USC tied 7-7, ABC, national
*1972--vs. UCLA, USC won 24-7, ABC, national
*1972--vs. Notre Dame, USC won 45-23, ABC, national, 20.4
1972--vs. Ohio State in Rose Bowl, USC won 42-17, NBC, national
1973--vs. Notre Dame, USC lost 23-14, ABC, regional
*1973--vs. UCLA, USC won 23-13, ABC, national, 19.9
1973--vs. Ohio State in Rose Bowl, USC lost 42-21, NBC, national
*1974--vs. UCLA, USC won 34-9, ABC, national
*1974--vs. Notre Dame, USC won 55-24, ABC, national, 20.9
1974--vs. Ohio State in Rose Bowl, USC won 18-17, NBC, national
1975--vs. Notre Dame, USC won 24-17, ABC, national, 13.7
1975--vs. California, USC lost 28-14, ABC, national, 15.0
*1975--vs. UCLA, USC lost 25-22, ABC, national, 14.8
1975--vs. Texas A&M in Liberty Bowl, USC won 20-0, ABC, nat'l.
*1976--vs. UCLA, USC won 24-14, ABC, national, 18.1
*1976--vs. Notre Dame, USC won 17-13, ABC, national, 18.8
1976--vs. Michigan in Rose Bowl, USC won 14-6, NBC, national
*1977--vs. Alabama, USC lost 21-20, ABC, national, 12.7
1977--vs. Notre Dame, USC lost 49-19, ABC, national, 13.6
*1977--vs. UCLA, USC won 29-27, ABC, national, 18.0
1977--vs. Texas A&M in Bluebonnet Bowl, USC won 47-28, Mizlou, nat'l
1978--vs. Alabama, USC won 24-14, ABC, national, 13.3
*1978--vs. UCLA, USC won 17-10, ABC, national, 13.3
*1978--vs. Notre Dame, USC won 27-25, ABC, national, 18.4
1978--vs. Hawaii, USC won 21-5, Theta Z, local
1978--vs. Michigan in Rose Bowl, USC won 17-10, NBC, national
1979--vs. Oregon State, USC won 42-5, ON-TV, local
1979--vs. Notre Dame, USC won 42-23, ABC, national, 12.2
1979--vs. Washington, USC won 24-17, ABC, regional, 14.5
*1979--vs. UCLA, USC won 49-14, KABC-TV, local
1979--vs. Ohio State in Rose Bowl, USC won 17-16, NBC, national
1980--vs. Tennessee, USC won 20-17, ON-TV, local
1980--vs. Arizona, USC won 27-10, ON-TV, local
1980--vs. Stanford, USC won 34-9, ABC, regional, 11.4
*1980--vs. UCLA, USC lost 20-17, ABC, national, 15.3
*1980--vs. Notre Dame, USC won 20-3, ABC, national, 15.9
1981--vs. Indiana, USC won 21-0, ON-TV, local
*1981--vs. Oklahoma, USC won 28-24, ABC, national
*1981--vs. UCLA, USC won 22-21, ABC, national, 15.5
1981--vs. Penn State in Fiesta Bowl, USC lost 26-10, NBC, national
1982--vs. Florida, USC lost 17-9, ABC, regional, 9.3
1982--vs. Oklahoma, USC won 12-0, KABC-TV, local
1982--vs. Stanford, USC won 41-21, CBS, national, 7.5
1982--vs. UCLA, USC lost 20-19, ABC, regional, 11.6
*1982--vs. Notre Dame, USC won 17-13, CBS, national, 15.1
1984--vs. Arizona State, USC won 6-3, Metro, regional, 3.2
1984--vs. Washington State, USC won 29-27, Metro, regional, 3.5
1984--vs. Oregon, USC won 19-9, Metro, regional, 2.4
*1984--vs. California, USC won 31-7, Metro, regional, 2.7
1984--vs. Stanford, USC won 20-11, CBS, split national, 5.1
*1984--vs. Washington, USC won 16-7, CBS, national, 8.2
1984--vs. UCLA, USC lost 29-10, CBS, national, 6.3
*1984--vs. Notre Dame, USC lost 19-7, CBS, national, 7.9
1984--vs. Ohio State in Rose Bowl, USC won 20-17, NBC, national, 21.4
1985--vs. Alabama in Aloha Bowl, USC lost 24-3, Innovative, national
*1986--vs. Illinois, USC won 31-16, WTBS, national, 2.6
1986--vs. Baylor, USC won 17-14, ABC, national, 9.4
*1986--vs. Washington, USC won 20-10, WTBS, national, 4.0
1986--vs. Stanford, USC won 10-0, CBS, national, 3.8
1986--vs. Arizona, USC won 20-13, Prime Ticket, local
*1986--vs. California, USC won 28-3, WTBS, national, 1.8
1986--vs. UCLA, USC lost 45-25, Prime Ticket, local
*1986--vs. Notre Dame, USC lost 38-37, CBS, national, 6.8
1986--vs. Auburn in Florida Citrus Bowl, USC lost 16-7, ABC, nat'l., 7.9
1987--vs. Michigan State, USC lost 27-13, ABC, national, 8.6
*1987--vs. Boston College, USC won 23-17, ABC, national, 4.9
1987--vs. Washington, USC won 37-23, ABC, national, 4.1
1987--vs. Notre Dame, USC lost 26-15, CBS, national, 5.6
*1987--vs. Stanford, USC won 39-24, ABC, split national, 5.5
*1987--vs. UCLA, USC won 17-13, ABC, national, 4.4
1987--vs. Michigan State in Rose Bowl, USC lost 20-17, NBC, nat'l., 16.5
1988--vs. Boston College, USC won 34-7, ESPN, national, 3.2
1988--vs. Stanford, USC won 24-20, ABC, split national, 5.5
*1988--vs. Oklahoma, USC won 23-7, ABC, split national, 5.5
1988--vs. Arizona, USC won 38-15, Prime Ticket, local



USC ON TV

*1988--vs. Washington, USC won 28-27, ABC, split national, 3.9
1988--vs. California, USC won 35-3, Prime Ticket, local
1988--vs. Arizona State, USC won 50-0, ABC, split national, 5.0
1988--vs. UCLA, USC won 31-22, ABC, national, 8.4
*1988--vs. Notre Dame, USC lost 27-10, ABC, national, 14.5
1988--vs. Michigan in Rose Bowl, USC lost 22-14, ABC, national, 10.8
*1989--vs. Illinois, USC lost 14-13, ABC, national, 6.8
*1989--vs. Utah State, USC won 66-10, Prime Ticket, local
*1989--vs. Ohio State, USC won 42-3, ABC national, 4.4
1989--vs. Washington State, USC won 18-17, ABC, regional, 6.0
*1989--vs. Washington, USC won 24-16, ABC, split national, 5.1
1989--vs. California, USC won 31-15, Prime Network, national
1989--vs. Notre Dame, USC lost 28-24, CBS, national, 10.9
*1989--vs. Stanford, USC won 19-0, Prime Network, national
*1989--vs. Oregon State, USC won 48-6, Prime Ticket, local
1989--vs. Arizona, USC won 24-3, ABC, split national, 5.8
*1989--vs. UCLA, USC tied 10-10, ABC, split national, 4.1
1989--vs. Michigan in Rose Bowl, USC won 17-10, ABC, national, 14.6
1990--vs. Syracuse, USC won 34-16, Raycom, national, 2.6
*1990--vs. Penn State, USC won 19-14, ABC, split national, 5.9
1990--vs. Washington, USC lost 31-0, Prime Network, regional
1990--vs. Ohio State, USC won 35-26, ABC, national, 5.9
*1990--vs. Washington State, USC won 30-17, ESPN, national 1.8
1990--vs. Stanford, USC won 37-22, ABC, split national, 6.0
*1990--vs. Arizona, USC lost 35-26, Prime Ticket, local
1990--vs. Arizona State, USC won 13-6, ABC, split national, 3.7
*1990--vs. California, USC tied 31-31, Prime Network, regional
1990--vs. Oregon State, USC won 56-7, Prime Network, regional
1990--vs. UCLA, USC won 45-42, ABC, split national, 5.2
*1990--vs. Notre Dame, USC lost 10-6, ABC, national, 10.1
1990--vs. Mich. State in Hancock Bowl, USC lost 17-16, CBS, nat'l, 6.8
*1991--vs. Memphis State, USC lost 24-10, local (Memphis-area TV only)
*1991--vs. Penn State, USC won 21-10, ABC, national, 6.1
*1991--vs. Arizona State, USC lost 32-25, ABC, regional, 5.7
1991--vs. Oregon, USC won 30-14, ESPN, national
1991--vs. Washington State, USC won 34-27, Prime Network, regional
*1991--vs. Stanford, USC lost 24-21, Prime Ticket, local
1991--vs. Notre Dame, USC lost 24-20, NBC, national, 6.1
1991--vs. California, USC lost 52-30, ABC, regional, 7.2
*1991--vs. Washington, USC lost 14-3, ABC, split national, 5.6
1991--vs. Arizona, USC lost 31-14, Prime Network, regional
*1991--vs. UCLA, USC lost 24-21, Prime Ticket, local
1992--vs. San Diego State, USC tied 31-31, ABC, regional, 5.1
1992--vs. Oklahoma, USC won 20-10, ABC, regional, 5.1
1992--vs. Washington, USC lost 17-10, ABC, split national, 6.3
*1992--vs. Oregon, USC won 32-10, Prime Network, regional
*1992--vs. California, USC won 27-24, ABC, regional, 6.5
*1992--vs. Washington State, USC won 31-21, ABC, regional, 6.3
1992--vs. Arizona State, USC won 23-13, Prime Network, regional
1992--vs. Stanford, USC lost 23-9, Prime Network, regional
*1992--vs. Arizona, USC won 14-7, ABC, regional, 6.9
1992--vs. UCLA, USC lost 38-37, ESPN, national, 3.7
*1992--vs. Notre Dame, USC lost 31-23, ABC, national, 8.1
1992--vs. Fresno St. in Freedom Bowl, USC lost 24-7, Raycom, nat'l, 2.4
1993--vs. North Carolina, USC lost 31-9, Raycom, national, 7.7
*1993--vs. Houston, USC won 49-7, Prime Network, regional
1993--vs. Penn State, USC lost 21-20, ABC, split national, 7.6
*1993--vs. Washington State, USC won 34-3, Prime Network, regional
1993--vs. Arizona, USC lost 38-7, ABC, regional, 4.5
1993--vs. Oregon, USC won 24-13, Prime Network, regional
*1993--vs. Oregon State, USC won 34-9, Prime Ticket, local
1993--vs. Notre Dame, USC lost 31-13, NBC, national, 4.7
1993--vs. California, USC won 42-14, ABC, regional, 9.5
*1993--vs. Stanford, USC won 45-20, Prime Network, regional
1993--vs. Washington, USC won 22-17, ABC, split regional, 4.9
*1993--vs. UCLA, USC lost 27-21, ABC, regional, 7.4
1993--vs. Utah in Freedom Bowl, USC won 28-21, Raycom, nat'l, 7.4
*1994--vs. Washington, USC won 24-17, ABC, regional, 6.1
1994--vs. Penn State, USC lost 38-14, ABC, regional, 4.4
*1994--vs. Baylor, USC won 37-27, Prime Ticket, local
*1994--vs. Oregon, USC lost 22-7, Prime Network, regional
1994--vs. Oregon State, USC won 27-19, Prime Network, regional
1994--vs. Stanford, USC won 27-20, ABC, regional, 7.7
*1994--vs. California, USC won 61-0, Prime Network, regional
1994--vs. Washington State, USC won 23-10, ABC, regional, 7.1
*1994--vs. Arizona, USC won 45-28, ABC, regional, 10.1
1994--vs. UCLA, USC lost 31-19, ABC, regional, 9.3
*1994--vs. Notre Dame, USC tied 17-17, ABC, national, 7.0
1994--vs. Texas Tech in Cotton Bowl, USC won 55-14, NBC, nat'l, 4.6
*1995--vs. San Jose State, USC won 45-7, Prime Sports West, local
*1995--vs. Houston, USC won 45-10, Prime Sports West, local
1995--vs. Arizona, USC won 31-10, Prime Sports, national
*1995--vs. Arizona State, USC won 31-0, ABC, regional, 4.9
1995--vs. California, USC won 26-16, Prime Sports, national
*1995--vs. Washington State, USC won 26-14, ABC, regional, 8.4
1995--vs. Notre Dame, USC lost 38-10, NBC, national, 6.4
1995--vs. Washington, USC tied 21-21, ABC, regional, 6.1
*1995--vs. Stanford, USC won 31-30, ABC, regional, 7.4
1995--vs. Oregon State, USC won 28-10, Prime Sports, national
*1995--vs. UCLA, USC lost 24-20, ABC, regional, 7.6
1995--vs. Northwestern in Rose Bowl, USC won 41-32, ABC, nat., 19.2
1996--vs. Penn State, USC lost 24-7, ABC, national, 5.5
1996--vs. Illinois, USC won 55-3, ABC, regional, 4.9
*1996--vs. Oregon State, USC won 46-17, Fox (Prime) Sports Net, nat'l
1996--vs. Houston, USC won 26-9, Fox (Prime) Sports Net, national
*1996--vs. California, USC lost 22-15, ABC, regional, 5.8

*1996--vs. Arizona, USC won 14-7, Fox (Prime) Sports Net and fX, nat'l
1996--vs. Arizona State, USC lost 48-35 (20T), ABC, regional, 5.0
1996--vs. Washington State, USC won 29-24, Fox (Prime) Sports Net, nat'l
*1996--vs. Washington, USC lost 21-10, ABC, regional, 5.2
1996--vs. Stanford, USC lost 24-20, Fox Sports Net, national
1996--vs. UCLA, USC lost 48-41 (20T), ABC, regional, 7.0
*1996--vs. Notre Dame, USC won 27-20 (OT), ABC, national, 7.5
*1997--vs. Florida State, USC lost 14-7, ABC, national, 5.2
*1997--vs. Washington State, USC lost 28-21, FOX Sports Net, national
1997--vs. California, USC won 27-17, ABC, regional, 3.5
*1997--vs. UNLV, USC won 35-21, FOX Sports West 2, local
1997--vs. Arizona State, USC lost 35-7, ABC, regional, 5.3
1997--vs. Notre Dame, USC won 20-17, NBC, national, 3.2
*1997--vs. Oregon, USC won 24-22, FOX Sports Net, national
1997--vs. Washington, USC lost 27-0, ABC, regional, 3.8
*1997--vs. Stanford, USC won 45-21, ABC, regional, 7.0
*1997--vs. UCLA, USC lost 31-24, ABC, regional, 5.5
*1998--vs. Purdue, USC won 27-17, ABC, national, 3.6
*1998--vs. San Diego State, USC won 35-6, FOX Sports West 2, local
*1998--vs. Oregon State, USC won 40-20, FOX Sports West 2, local
1998--vs. Florida State, USC lost 30-10, ABC, regional, 3.4
*1998--vs. Arizona State, USC won 35-24, ABC, regional, 4.8
*1998--vs. California, USC lost 32-31, FOX Sports West 2, local
1998--vs. Washington State, USC won 42-14, FOX Sports Net, national
1998--vs. Oregon, USC lost 17-13, FOX Sports Syndicate, regional
*1998--vs. Washington, USC won 33-10, ABC, regional, 4.4
1998--vs. Stanford, USC won 34-9, FOX Sports Syndicate, regional
1998--vs. UCLA, USC lost 34-17, ABC, regional, 7.4
*1998--vs. Notre Dame, USC won 10-0, ABC, national, 5.4
1998--vs. TCU in Sun Bowl, USC lost 28-19, CBS, national, 3.4
1999--vs. Hawaii, USC won 62-7, FOX Sports Net West 2, local
*1999--vs. San Diego State, USC won 24-21, ABC, regional, 2.9
1999--vs. Oregon, USC lost 33-30 (30T), FOX Sports Net, national
*1999--vs. Oregon State, USC won 37-29, FOX Sports Net West 2, local
1999--vs. Arizona, USC lost 31-24, ABC, regional, 4.9
1999--vs. Notre Dame, USC lost 25-24, NBC, national, 2.8
*1999--vs. Stanford, USC lost 35-31, ABC, regional, 5.8
1999--vs. California, USC lost 17-7, FOX Sports Syndicate, regional
*1999--vs. Arizona State, USC lost 26-16, FOX Sports Net, national
1999--vs. Washington State, USC won 31-28, ABC, regional, 4.6
*1999--vs. UCLA, USC won 17-7, ABC, regional, 4.7
*1999--vs. Louisiana Tech, USC won 45-19, FOX Sports Net, national
2000--vs. Penn State, USC won 29-5, ABC, national, 4.6
*2000--vs. Colorado, USC won 17-14, ABC, regional, 4.4
*2000--vs. San Jose State, USC won 34-24, FOX Sports Net West 2, local
2000--vs. Oregon State, USC lost 31-21, FOX Sports Net West 2, local
*2000--vs. Arizona, USC lost 31-15, ABC, regional, 4.3
*2000--vs. Oregon, USC lost 28-17, ABC, regional, 4.3
2000--vs. Stanford, USC lost 32-30, ABC, regional, 3.7
*2000--vs. California, USC lost 28-16, FOX Sports Syndicate, regional
2000--vs. Arizona State, USC won 44-38 (20T), FOX Sports Net West 2, local
*2000--vs. Washington State, USC lost 33-27, FOX Sports Syndicate, regional
2000--vs. UCLA, USC won 38-35, FOX Sports Net West 2, local
*2000--vs. Notre Dame, USC lost 38-21, ABC, national, 4.5
*2001--vs. San Jose State, USC won 21-10, FOX Sports Net 2, local
*2001--vs. Kansas State, USC lost 10-6, FOX Sports Net, national
2001--vs. Oregon, USC lost 24-22, FOX Sports Net, national
*2001--vs. Stanford, USC lost 21-16, FOX Sports Net 2, local
2001--vs. Washington, USC lost 27-24, FOX Sports Net, national
*2001--vs. Arizona State, USC won, 48-17, FOX Sports Net Syndicate, regional
2001--vs. Notre Dame, USC lost 27-16, NBC, national, 2.1
2001--vs. Arizona, USC won 41-34, FOX Sports Net Syndicate, regional
*2001--vs. Oregon State, USC won 16-13 (OT), ABC, regional, 4.8
*2001--vs. UCLA, USC won 27-0, FOX Sports Net, national
2001--vs. Utah in Las Vegas Bowl, USC lost 10-6, ABC, national, 4.9
*2002--vs. Auburn, USC won 24-17, ABC, national, 4.8
2002--vs. Colorado, USC won 40-3, ABC, regional, 3.3
2002--vs. Kansas State, USC lost 27-20, TBS, national
*2002--vs. Oregon State, USC won 22-0, FOX Sports Net, national, 0.9
2002--vs. Washington State, USC lost 30-27 (OT), TBS, national, 0.8
*2002--vs. California, USC won 30-28, FOX Sports Net, national, 0.6
*2002--vs. Washington, USC won 41-21, ABC, regional, 5.5
2002--vs. Oregon, USC won 44-33, ABC, regional, 6.5
2002--vs. Stanford, USC won 49-17, ABC, regional, 3.2
*2002--vs. Arizona State, USC won 34-13, TBS, national, 1.0
2002--vs. UCLA, USC won 52-21, ABC, regional, 5.5
*2002--vs. Notre Dame, USC won 44-13, ABC, split national, 6.8
2002--vs. Iowa in Orange Bowl, USC won 38-17, ABC, national, 9.7
2003--vs. Auburn, USC won 23-0, CBS, national, 2.8
*2003--vs. BYU, USC won 35-18, ABC, regional, 5.1
*2003--vs. Hawaii, USC won 61-32, FOX Sports Net, national, 0.7
2003--vs. California, USC lost 34-31, FOX Sports Net, national, 1.4
2003--vs. Arizona State, USC won 37-17, ABC, regional, 4.2
*2003--vs. Stanford, USC won 44-21, FOX Sports Net, national, 0.7
2003--vs. Notre Dame, USC won 45-14, NBC, national, 2.4
2003--vs. Washington, USC won 43-23, ABC, regional, 4.7
*2003--vs. Washington State, USC won 43-16, ABC, regional, 5.6
2003--vs. Arizona, USC won 45-0, TBS, national, 0.9
*2003--vs. UCLA, USC won 47-22, ABC, regional, 5.6
*2003--vs. Oregon State, USC won 52-28, ABC, national, 5.2
2003--vs. Michigan in Rose Bowl, USC won 28-14, ABC, national, 14.3
2004--vs. Virginia Tech, USC won 24-13, ESPN, national, 3.2
*2004--vs. Colorado State, USC won 49-0, ABC, regional, 3.4
2004--vs. BYU, USC won 42-10, ESPN, national, 1.6
2004--vs. Stanford, USC won 31-28, TBS, national, 1.8
*2004--vs. California, USC won 23-17, ABC, regional, 4.1



*2004--vs. Arizona State, USC won 45-7, ABC, regional, 4.3
 *2004--vs. Washington, USC won 38-0, FSN, national, 0.9
 2004--vs. Washington State, USC won 42-12, ABC, regional, 4.5
 2004--vs. Oregon State, USC won 28-20, FSN, national, 1.1
 *2004--vs. Arizona, USC won 49-9, FSN, national, 1.3
 *2004--vs. Notre Dame, USC won 41-10, ABC, national, 6.3
 2004--vs. UCLA, USC won 29-24**, ABC, national, 4.9
 2004--vs. Oklahoma in Orange Bowl, USC won 55-19**, ABC, national, 13.7
 2005--vs. Hawaii, USC won 63-17**, ESPN2, national, 1.2
 *2005--vs. Arkansas, USC won 70-17**, FSN, national, 1.2
 2005--vs. Oregon, USC won 45-13**, ABC, regional, 3.8
 2005--vs. Arizona State, USC won 38-28**, ABC, regional, 4.8
 *2005--vs. Arizona, USC won 42-21**, FSN, national, 1.3
 2005--vs. Notre Dame, USC won 34-31**, NBC, national, 6.2
 2005--vs. Washington, USC won 51-24**, ABC, regional, 4.6
 *2005--vs. Washington State, USC won 55-13**, ABC, regional, 4.6
 *2005--vs. Stanford, USC won 51-21**, TBS, national, 1.1
 2005--vs. California, USC won 35-10**, ABC, regional, 3.7
 *2005--vs. Fresno State, USC won 50-42**, FSN, national, 2.7
 *2005--vs. UCLA, USC won 66-19**, ABC, national, 6.4
 2005--vs. Texas in Rose Bowl, USC lost 41-38, ABC, national, 21.7
 2006--vs. Arkansas, USC won 50-14, ESPN, national, 2.0
 *2006--vs. Nebraska, USC won 28-10, ABC, national, 3.6
 2006--vs. Arizona, USC won 20-3, ABC, regional, 5.6
 2006--vs. Washington State, USC won 28-22, TBS, national, 1.2
 *2006--vs. Washington, USC won 26-20, FSN, national, 1.0
 *2006--vs. Arizona State, USC won 28-21, ABC, regional, 3.8
 2006--vs. Oregon State, USC lost 33-31, FSN, national, 1.6
 2006--vs. Stanford, USC won 42-0, FSN, national, 0.7
 *2006--vs. Oregon, USC won 35-10, FSN, national, 1.2
 *2006--vs. California, USC won 23-9, ABC, national, 5.9
 *2006--vs. Notre Dame, USC won 44-24, ABC, national, 9.0
 2006--vs. UCLA, USC lost 13-9, ABC, national, 7.3
 2006--vs. Michigan in Rose Bowl, USC won 32-18, ABC, national, 13.9
 *2007--vs. Idaho, USC won 38-10, FSN, national, 0.6
 2007--vs. Nebraska, USC won 49-31, ABC, national, 4.5
 *2007--vs. Washington State, USC won 47-14, ABC, regional, 3.2
 2007--vs. Washington, USC won 27-24, ABC, national, 3.6
 *2007--vs. Stanford, USC lost 24-23, Versus, national, 0.5
 *2007--vs. Arizona, USC won 20-13, ABC, regional, 3.5
 2007--vs. Notre Dame, USC won 38-0, NBC, national, 1.7
 2007--vs. Oregon, USC lost 24-17, FSN, national, 1.8
 *2007--vs. Oregon State, USC won 24-3, ABC, regional, 4.1
 2007--vs. California, USC won 24-17, ABC, regional, 3.9
 2007--vs. Arizona State, USC won 44-24, ESPN, national, 3.4
 *2007--vs. UCLA, USC won 24-7, ABC, national, 3.2
 2007--vs. Illinois in Rose Bowl, USC won 49-17, ABC, national, 11.1
 2008--vs. Virginia, USC won 52-7, ABC/ESPN2, national, 2.8
 *2008--vs. Ohio State, USC won 35-3, ABC, national, 7.0
 2008--vs. Oregon State, USC lost 27-21, ESPN, national, 4.9
 *2008--vs. Oregon, USC won 44-10, ABC, national, 4.2
 *2008--vs. Arizona State, USC won 28-0, ABC, regional, 4.6
 2008--vs. Washington State, USC won 69-0, FSN, national, 0.4
 2008--vs. Arizona, USC won 17-10, FSN, national, 0.9
 *2008--vs. Washington, USC won 56-0, FSN, national, 0.8
 *2008--vs. California, USC won 17-3, ABC, national, 5.3
 2008--vs. Stanford, USC won 45-23, Versus, national, 1.0
 *2008--vs. Notre Dame, USC won 38-3, ESPN, national, 2.4
 2008--vs. UCLA, USC won 28-7, ABC, national, 2.5
 2008--vs. Penn State in Rose Bowl, USC won 38-24, ABC, national, 11.7
 *2009--vs. San Jose State, USC won 56-3, FSN, national, 0.6
 2009--vs. Ohio State, USC won 18-15, ESPN, national, 7.3
 2009--vs. Washington, USC lost 16-13, ABC, national, 3.2
 *2009--vs. Washington State, USC won 27-6, FSN, national, 0.6
 2009--vs. California, USC won 30-3, ABC, regional, 4.8
 2009--vs. Notre Dame, USC won 34-27, NBC, national, 4.1
 *2009--vs. Oregon State, USC won 42-36, ABC, regional, 3.4
 2009--vs. Oregon, USC lost 47-20, ABC, national, 4.2
 2009--vs. Arizona State, USC won 14-9, ABC, regional, 3.7
 *2009--vs. Stanford, USC lost 55-21, FSN, national, 1.0
 *2009--vs. UCLA, USC won 28-7, FSN, national, 0.9
 *2009--vs. Arizona, USC lost 21-7, ABC, national, 2.2
 2009--vs. Boston College in Emerald Bowl, USC won 24-13, ESPN, national, 5.3
 2010--vs. Hawaii, USC won 49-36, ESPN, national, 1.7
 2010--vs. Virginia, USC won 17-14, FSN, national, 1.0
 2010--vs. Minnesota, USC won 32-21, ESPN national, 1.7
 2010--vs. Washington State, USC won 50-16, FSN Prime Ticket, local
 2010--vs. Washington, USC lost 32-31, ESPN2, regional, 1.4
 2010--vs. Stanford, USC lost 37-35, ABC, regional, 3.1
 2010--vs. California, USC won 48-14, FSN national, 0.6
 2010--vs. Oregon, USC lost 53-32, ABC national, 4.7
 2010--vs. Arizona State, USC won 34-33, FSN national, 0.9
 2010--vs. Arizona, USC won 24-21, ABC regional, 2.9
 2010--vs. Oregon State, USC lost 36-7, ABC regional, 4.0
 2010--vs. Notre Dame, USC lost 20-16, ABC regional, 4.9
 2010--vs. UCLA, USC won 28-14, FSN national, 0.8
 2011--vs. Minnesota, USC won 19-17, ABC regional, 2.2
 2011--vs. Utah, USC won 23-14, Versus national, 0.6
 2011--vs. Syracuse, USC won 38-17, FX national, 0.5
 2011--vs. Arizona State, USC lost 43-22, ESPN national, 1.6
 2011--vs. Arizona, USC won 48-41, FSN national, 0.6
 2011--vs. California, USC won 30-9, ESPN national, 1.6
 2011--vs. Notre Dame, USC won 31-17, NBC national, 2.1
 2011--vs. Stanford, USC lost 56-48 (3OT), ABC national, 5.3
 2011--vs. Colorado, USC won 42-17, ESPN national, 1.8
 2011--vs. Washington, USC won 40-17, FX national, 0.6

2011--vs. Oregon, USC won 38-35, ABC national, 6.1
 2011--vs. UCLA, USC won 50-0, FSN national, 0.8
 2012--vs. Hawaii, USC won 49-10, FOX national, 1.2
 2012--vs. Syracuse, USC won 42-29, ABC national, 3.3
 2012--vs. Stanford, USC lost 21-14, FOX national, 2.5
 2012--vs. California, USC won 27-9, Pac-12 Networks national
 2012--vs. Utah, USC won 38-28, ESPN national, 1.9
 2012--vs. Washington, USC won 24-14, FOX national, 1.6
 2012--vs. Colorado, USC won 50-6, Pac-12 Networks national
 2012--vs. Arizona, USC lost 39-36, ABC/ESPN2 national, 2.8
 2012--vs. Oregon, USC lost 62-51, FOX national, 2.8
 2012--vs. Arizona State, USC won 38-17, Pac-12 Networks national
 2012--vs. UCLA, USC lost 38-28, FOX national, 2.4
 2012--vs. Notre Dame, USC lost 22-13, ABC national, 9.4
 2012--vs. Georgia Tech in Sun Bowl, USC lost 21-7, CBS national, 2.7
 2013--vs. Hawaii, USC won 30-13, CBS Sports Network, national
 *2013--vs. Washington State, USC lost 10-7, FOX Sports 1, national, 0.5
 *2013--vs. Boston College, USC won 35-7, Pac-12 Networks, national
 *2013--vs. Utah State, USC won, 17-14, ABC/ESPN2, national, 1.9
 2013--vs. Arizona State, USC lost 62-41, ESPN2, national, 1.0
 *2013--vs. Arizona, USC won 38-31, FOX Sports 1, national, 0.3
 2013--vs. Notre Dame, USC lost 14-10, NBC, national, 2.2
 *2013--vs. Utah, USC won 19-3, Pac-12 Networks, national
 2013--vs. Oregon State, USC won 31-14, ESPN2, national, 1.2
 2013--vs. California, USC won 62-28, FOX, national
 *2013--vs. Stanford, USC won 20-17, ABC, national, 3.2
 2013--vs. Colorado, USC won 47-29, Pac-12 Networks, national, 0.7
 *2013--vs. UCLA, USC lost 35-14, ABC, national, 2.1
 2013--vs. Fresno State in Las Vegas Bowl, USC won 45-20, ABC, national, 2.2
 *2014--vs. Fresno State, USC won 52-13, FOX, national, 0.8
 2014--vs. Stanford, USC won 13-10, ABC, national, 4.1
 2014--vs. Boston College, USC lost 37-31, ESPN, national, 1.1
 *2014--vs. Oregon State, USC won 35-10, ESPN, national, 1.6
 *2014--vs. Arizona State, USC lost 38-34, FOX, national, 1.5
 2014--vs. Arizona, USC won 28-26, ESPN2, national, 1.2
 *2014--vs. Colorado, USC won 56-28, Pac-12 Networks, national
 2014--vs. Utah, USC lost 24-21, FOX Sports 1, national, 0.7
 2014--vs. Washington State, USC won 44-17, Pac-12 Networks
 *2014--vs. California, USC won 38-30, ESPN, national, 0.8
 2014--vs. UCLA, USC lost 38-20, ABC, national, 2.9
 *2014--vs. Notre Dame, USC won 49-14, FOX, national, 1.3
 2014--vs. Nebraska in Holiday Bowl, USC won 45-42, ESPN, national, 4.0
 *2015--vs. Arkansas State, USC won 55-6, Pac-12 Network, national
 *2015--vs. Idaho, USC won 59-9, Pac-12 Network, national
 *2015--vs. Stanford, USC lost 41-31, ABC, national, 2.2
 2015--vs. Arizona State, USC won 42-14, ESPN, national, 1.4
 *2015--vs. Washington, USC lost 17-12, ESPN, national, 1.0
 2015--vs. Notre Dame, USC lost 41-31, NBC, national, 2.5
 *2015--vs. Utah, USC won 42-24, FOX, national, 2.1
 2015--vs. California, USC won 27-21, FOX, national, 1.2
 *2015--vs. Arizona, USC won 38-30, ESPN, national, 1.0
 2015--vs. Colorado, USC won 27-24, ESPN2, national, 0.9
 2015--vs. Oregon, USC lost 48-28, ESPN, national, 1.1
 *2015--vs. UCLA, USC won 40-21, ABC/ESPN2, national, 2.6
 2015--vs. Stanford in Pac-12 Championship Game, USC lost 41-22, ESPN, national, 1.7
 2015--vs. Wisconsin in Holiday Bowl, USC lost 23-21, ESPN, national, 2.6
 2016--vs. Alabama, USC lost 52-6, ABC, national, 4.6
 *2016--vs. Utah State, USC won 45-7, Pac-12 Network, national
 2016--vs. Stanford, USC lost 27-10, ABC, national, 1.8
 2016--vs. Utah, USC lost 31-27, FOX Sports 1, national, 0.7
 *2016--vs. Arizona State, USC won 41-20, FOX, national, 0.9
 *2016--vs. Colorado, USC won 21-17, Pac-12 Network, national
 2016--vs. Arizona, USC won 48-14, FOX, national, 0.6
 *2016--vs. California, USC won 45-24, ESPN, national, 0.8
 *2016--vs. Oregon, USC won 45-20, ESPN, national, 0.9
 2016--vs. Washington, USC won 26-13, FOX, national, 2.5
 2016--vs. UCLA, USC won 36-14, ESPN, national, 1.4
 *2016--vs. Notre Dame, USC won 45-27, ABC, national, 3.4
 2016--vs. Penn State in Rose Bowl, USC won 52-49, ESPN, national, 9.4
 *2017--vs. Western Michigan, USC won 49-31, Pac-12 Network, national
 *2017--vs. Stanford, USC won 42-24, FOX, national, 2,069,000
 *2017--vs. Texas, USC won 27-24, FOX, national, 4,912,000
 2017--vs. California, USC won 30-20, ABC, national, 3,161,376
 2017--vs. Washington State, USC lost 30-27, ESPN, national, 2,776,302
 *2017--vs. Oregon State, USC won 38-10, Pac-12 Network, national
 *2017--vs. Utah, USC won 28-27, ABC, national, 3,235,867
 2017--vs. Notre Dame, USC lost 49-14, NBC, national, 2,988,000
 2017--vs. Arizona State, USC won 48-17, ESPN, national, 1,380,873
 *2017--vs. Arizona, USC won 49-35, ESPN, national, 1,938,615
 2017--vs. Colorado, USC won 38-24, FOX, national, 1,641,000
 *2017--vs. UCLA, USC won 28-23, ABC, national, 4,130,125
 2017--vs. Stanford in Pac-12 Championship Game, USC won 31-28, ESPN, national, 3,657,447
 2017--vs. Ohio State in Cotton Bowl, USC lost 24-7, ESPN, national, 9,468,000
 *2018--vs. UNLV, USC won 43-21, Pac-12 Network, national
 2018--vs. Stanford, USC lost 17-3, FOX, national, 2,290,000
 2018--vs. Texas, USC lost 37-14, FOX, national, 2,950,000
 *2018--vs. Washington State, USC won 39-36, ESPN national, 1,643,718
 2018--vs. Arizona, USC won 24-20, ESPN2, national, 756,283
 *2018--vs. Colorado, USC won 31-20, FS1, national, 1,184,000
 2018--vs. Utah, USC lost 41-28, Pac-12 Network, national
 *2018--vs. Arizona State, USC lost 38-35, ABC/ESPN2, national, 2,371,602
 2018--vs. Oregon State, USC won 38-21, FS1, national, 418,000
 *2018--vs. California, USC lost 15-14, ESPN, national, 1,586,795
 2018--vs. UCLA, USC lost 34-27, FOX, national, 1,983,000
 *2018--vs. Notre Dame, USC lost 24-17, ABC, 7,808,939
 *2019--vs. Fresno State, USC won 31-23, ESPN, national, 1,649,000



USC ON TV

*2019--vs. Stanford, USC won 45-20, ESPN, national, 1,857,000
2019--vs. BYU, USC lost 30-27, ABC, national, 2,817,942
*2019--vs. Utah, USC won 30-23, FS1, national, 1,421,000
2019--vs. Washington, USC lost 28-14, FOX, national, 2,026,000
2019--vs. Notre Dame, USC lost 30-27, NBC, national, 3,160,000
*2019--vs. Arizona, USC won 41-14, Pac-12 Network, national
2019--vs. Colorado, USC won 35-31, ESPN2, national, 773,000
*2019--vs. Oregon, USC lost 56-24, FOX, national, 3,433,000
2019--vs. Arizona State, USC won 31-26, ABC, national, 1,648,510
2019--vs. California, USC won 41-17, FS1, national, 551,000
*2019--vs. UCLA, USC won 52-35, ABC, national, 1,980,129
2019--vs. Iowa in Holiday Bowl, USC lost 49-24, FS1, national
*2020--vs. Arizona State, USC won 28-27, FOX, national, 2,330,000
2020--vs. Arizona, USC won 34-30, FOX, national, 2,210,000
2020--vs. Utah, USC won 33-17, ESPN, national, 1,330,000
*2020--vs. Washington State, USC won 38-13, FS1, national, 405,000
2020--vs. UCLA, USC won 43-38, ABC, national, 3,240,000
*2020--vs. Oregon in Pac-12 Championship Game, USC lost 31-24, FOX, national, 3,850,000
*2021--vs. San Jose State, USC won 30-7, Pac-12 Network, national
*2021--vs. Stanford, USC lost 42-28, FOX, national, 1,761,000
2021--vs. Washington State, USC won 45-14, FOX, national, 1,583,000
*2021--vs. Oregon State, USC lost 45-27, FS1, national, 754,000
2021--vs. Colorado, USC won 37-14, Pac-12 Network, national
*2021--vs. Utah, USC lost 42-26, FOX, national, 1,376,000
2021--vs. Notre Dame, USC lost 31-16, NBC, national, 2,868,000
*2021--vs. Arizona, USC won 41-34, ESPN, national, 150,000
2021--vs. Arizona State, USC lost 31-16, ESPN, national, 1,608,000
*2021--vs. UCLA, USC lost 62-33, FOX, national, 1,836,000
*2021--vs. BYU, USC lost 35-31, ESPN, national, 1,458,000
2021--vs. California, USC lost, 24-14, FS1, national, 390,000
*2022--vs. Rice, USC won 66-14, Pac-12 Network, national
2022--vs. Stanford, USC won 41-28, ABC, national, 2,961,000
*2022--vs. Fresno State, USC won 45-17, FOX, national, 1,623,000
2022--vs. Oregon State, USC won 17-14, Pac-12 Network, national
*2022--vs. Arizona State, USC won 42-25, ESPN, national, 1,916,000
*2022--vs. Washington State, USC won 30-14, FOX, national, 1,840,000
2022--vs. Utah, USC lost 42-43, FOX, national, 2,742,000
2022--vs. Arizona, USC won 45-37, Pac-12 Network, national
*2022--vs. California, USC won 41-35, ESPN, national, 2,040,000
*2022--vs. Colorado, USC won 55-17, FS1, national, 525,000
2022--vs. UCLA, USC won 48-45, FOX, national, 4,530,000
*2022--vs. Notre Dame, USC won 38-27, ABC, national, 6,816,000
2022--vs. Utah in Pac-12 Championship Game, USC lost 24-47, FOX, national, 6,234,000
2022--vs. Tulane in the Cotton Bowl, USC lost 45-46, ESPN, national, 4,170,000
**Win later vacated due to NCAA penalty



USC ON SPORTS ILLUSTRATED COVERS



- | | | | |
|------------------------|---------------------------------|---|--|
| 1. March 21, 1955 | Parry O'Brien (track and field) | 85. December 17, 2001 | Randy Johnson (baseball)** |
| 2. November 26, 1956 | USC-UCLA crowd (football) | 86. February 11, 2002 | Willie McGinest (football) |
| 3. March 15, 1959 | Phil Hill (auto racing) | 87. April 28, 2003 | Carson Palmer (football) |
| 4. July 27, 1959 | John Wayne (football) | 88. June 9, 2003 | Allyson Felix (track and field) |
| 5. August 31, 1959 | Parry O'Brien (track and field) | 89. July 7, 2003 | Mark Prior (baseball) |
| 6. September 7, 1959 | Alex Olmedo (tennis) | 90. December 1, 2003 | Matt Leinart (football) |
| 7. April 25, 1960 | Dallas Long (track and field) | 91. January 12, 2004 | Matt Leinart (football) |
| 8. August 14, 1961 | Murray Rose (swimming) | 92. January 2004 | Matt Leinart (football)### |
| 9. October 23, 1961 | Jon Arnett (football) | 93. June 21, 2004 | Barry Zito (baseball) |
| 10. March 19, 1962 | John Rudometkin (basketball) | 94. July 26, 2004 | Carson Palmer (football) |
| 11. December 17, 1962 | Frank Gifford (football) | 95. August 16, 2004 | Matt Leinart (football) |
| 12. August 26, 1963 | Dennis Ralston (tennis) | 96. September 27, 2004 | Frank Gifford, O.J. Simpson,
Al Davis (football)* |
| 13. September 2, 1963 | Ron Fairly (baseball) | 97. December 13, 2004 | Reggie Bush (football) |
| 14. September 12, 1966 | Rudy Bukich (football) | 98. January 10, 2005 | Matt Leinart (football) |
| 15. February 20, 1967 | Bob Seagren (track and field) | 99. January 2005 | Reggie Bush (football)## |
| 16. October 2, 1967 | John McKay (football)* | 100. March 21, 2005 | Cheryl Miller (basketball) |
| 17. November 20, 1967 | O.J. Simpson (football) | 101. April 11, 2005 | Randy Johnson (baseball) |
| 18. October 14, 1968 | O.J. Simpson (football) | 102. August 15, 2005 | Reggie Bush (football) |
| 19. July 14, 1969 | O.J. Simpson (football) | 103. October 10, 2005 | Carson Palmer (football) |
| 20. August 25, 1969 | O.J. Simpson (football) | 104. October 17, 2005 | USC team (football) |
| 21. September 29, 1969 | Jimmy Jones (football) | 105. November 14, 2005 | Troy Polamalu (football) |
| 22. November 24, 1969 | Mike Garrett (football) | 106. December 5, 2005 | Keyshawn Johnson (football) |
| 23. December 22, 1969 | Tom Seaver (baseball)** | 107. Dec. 28, 2005-Jan. 2, 2006 | Reggie Bush, Matt Leinart (football) |
| 24. August 10, 1970 | Mike Garrett (football) | 108. May 8, 2006 | Reggie Bush (football) |
| 25. October 1, 1973 | Anthony Davis (football) | 109. May 29, 2006 | Carson Palmer (football) |
| 26. October 29, 1973 | O.J. Simpson (football) | 110. July 24, 2006 | Reggie Bush (football) |
| 27. November 5, 1973 | Anthony Davis (football) | 111. August 21, 2006 | John David Booty, Sam Baker, Ryan
Kalil (football) |
| 28. September 16, 1974 | O.J. Simpson (football) | 112. March 19, 2007 | Taj Gibson (basketball) |
| 29. December 9, 1974 | Anthony Davis (football)* | 113. July 30, 2007 | Reggie Bush (football) |
| 30. July 7, 1975 | Fred Lynn (baseball) | 114. August 20, 2007 | Emmanuel Moody, C.J. Gable,
Chauncey Washington (football) |
| 31. July 21, 1975 | Tom Seaver (baseball) | 115. September 24, 2007 | John David Booty (football) |
| 32. January 26, 1976 | Lynn Swann (football) | 116. November 12, 2007 | Junior Seau (football) |
| 33. January 3, 1977 | Clarence Davis (football) | 117. November 19, 2007 | O.J. Mayo (basketball) |
| 34. June 27, 1977 | Tom Seaver (baseball) | 118. December 31, 2007 | Taj Gibson, Reggie Bush, John David
Booty, Junior Seau, O.J. Mayo |
| 35. November 21, 1977 | Sam Cunningham (football) | 119. March 24, 2008 | O.J. Mayo (basketball) |
| 36. October 2, 1978 | Charles White (football) | 120. August 11, 2008 | Brian Cushing, Mark Sanchez, Rey
Mauluga (football)* |
| 37. June 11, 1979 | Gus Williams (basketball) | 121. March 23, 2009 | DeMar DeRozan (basketball) |
| 38. September 10, 1979 | Charles White (football) | 122. April 27, 2009 | Brian Cushing, Rey Mauluga, Clay
Matthews (football) |
| 39. January 7, 1980 | Ricky Bell (football) | 123. May 25, 2009 | Randy Johnson (baseball) |
| 40. October 20, 1980 | Paul Westphal (basketball) | 124. July 13-20, 2009 | Tom Seaver (baseball) |
| 41. February 2, 1981 | Rod Martin (football) | 125. November 2, 2009 | Reggie Bush (football) |
| 42. July 27, 1981 | Tom Seaver (baseball) | 126. January 25, 2010 | Mark Sanchez, Reggie Bush (football) |
| 43. October 5, 1981 | Marcus Allen (football) | 127. September 6, 2010 | Mark Sanchez (football) |
| 44. April 19, 1982 | Craig Stadler (golf) | 128. March 21, 2011 | Jio Fontana (basketball) |
| 45. December 13, 1982 | Marcus Allen (football) | 129. September 5, 2011 | Clay Matthews (football) |
| 46. April 18, 1983 | Tom Seaver (baseball) | 130. September 19, 2011 | Mark Sanchez (football) |
| 47. July 9, 1984 | Jeff Float (swimming) | 131. May 14, 2012 | Junior Seau (football) |
| 48. March 18, 1985 | Fred Lynn (baseball) | 132. August 20, 2012 | Matt Barkley (football) |
| 49. November 21, 1985 | Cheryl Miller (basketball) | 133. July 20, 2015 | Amy Rodriguez (soccer) |
| 50. December 16, 1985 | Marcus Allen (football) | 134. August 3, 2015 | Pete Carroll (football) |
| 51. June 29, 1987 | Scott Simpson (golf) | 135. September 14, 2015 | Cody Kessler (football) |
| 52. November 2, 1987 | Roy Smalley (baseball) | 136. July 25/August 1, 2016 | Allyson Felix (track and field) |
| 53. November 30, 1987 | Erik Affholter (football) | 137. March 20, 2017 | Elijah Stewart (basketball) |
| 54. April 4, 1988 | Mark McGwire (baseball) | 138. August 14-21, 2017 | Sam Darnold (football) |
| 55. November 28, 1988 | Rodney Peete (football) | 139. March 12, 2018 | Cheryl Miller (basketball) |
| 56. September 3, 1990 | Todd Marinovich (football) | 140. July 30, 2018 | JT Daniels (football) |
| 57. October 8, 1990 | O.J. Simpson (football) | 141. September 9, 2019 | JuJu Smith-Schuster (football) |
| 58. June 1, 1992 | Mark McGwire (baseball) | 142. February 2020 | Lynn Swann (football)* |
| 59. September 6, 1993 | Junior Seau (football) | 143. February 2021 | Willie McGinest (football) |
| 60. June 27, 1994 | O.J. Simpson (football) | 144. June 2022 | Allyson Felix (track) |
| 61. Summer 1995 | Shawn Walters (football)*** | 145. October 2022 | Bronny James (basketball) |
| 62. August 28, 1995 | Keyshawn Johnson (football) | *Foldout cover | **SI Sportsman of the Year |
| 63. July 22, 1996 | Lisa Leslie (basketball)* | ***Sports Illustrated Presents College Football edition | #Extra edition ##Commemorative issue ###Collector's Edition |
| 64. Summer 1996 | Brad Otton (football)*** | | |
| 65. September 2, 1996 | Marcus Allen (football)* | | |
| 66. January 27, 1997 | Mike Holmgren (football) | | |
| 67. March 31, 1997 | Randy Johnson (baseball) | | |
| 68. July 21, 1997 | Frank Gifford (football) | | |
| 69. March 23, 1998 | Mark McGwire (baseball) | | |
| 70. August 3, 1998 | Mark McGwire (baseball) | | |
| 71. August 10, 1998 | Randy Johnson (baseball) | | |
| 72. September 7, 1998 | Mark McGwire (baseball) | | |
| 73. September 14, 1998 | Mark McGwire (baseball) | | |
| 74. September 14, 1998 | Mark McGwire (baseball)# | | |
| 75. October 5, 1998 | Mark McGwire (baseball) | | |
| 76. October 7, 1998 | Mark McGwire (baseball)## | | |
| 77. December 21, 1998 | Mark McGwire (baseball)** | | |
| 78. January 18, 1999 | Keyshawn Johnson (football) | | |
| 79. September 27, 1999 | Chris Claiborne (football) | | |
| 80. March 6, 2000 | Mark McGwire (baseball) | | |
| 81. April 24, 2000 | Keyshawn Johnson (football) | | |
| 82. May 8, 2000 | Randy Johnson (baseball) | | |
| 83. July 16, 2001 | Bret Boone (baseball) | | |
| 84. November 5, 2001 | Randy Johnson (baseball) | | |





TROJANS IN THE NFL

With its outstanding football heritage, it's no surprise that USC players have made quite a mark in the pros.

At the start of training camp this summer, there were 35 ex-Trojans on National Football League rosters, including 9 rookies.

In 2022, there were 22 Trojans on opening day NFL rosters, tied for 22nd most of any school (since records were available, USC has been No. 1 in 20 of the last 47 years).

USC is second behind Notre Dame's 525 for most NFL draft picks produced (523), not counting 28 picks by the AFL before it merged with the NFL. USC was the first school with 500 NFL draft picks. USC and Michigan are the only schools with an NFL draftee every year since 1939. USC has the longest active streak (22 years) with a player drafted in the Top 3 rounds. USC has the most picks in the common draft era (since 1967), with 357 (next is Ohio State's 337 and Notre Dame's 311). There have been 525 USC players who since 1920 played in the NFL (or its sister leagues, the AFL or All-America Football Conference).

USC's 85 first round NFL draft picks is second most behind Ohio State's 90. USC is tied with Notre Dame, Oklahoma and Georgia for most players (5) selected as the top pick of the NFL draft (Ron Yary in 1968, O.J. Simpson in 1969, Ricky Bell in 1977, Keyshawn Johnson in 1996 and Carson Palmer in 2003). USC and Oklahoma are the only schools to have the No. 1 pick for 2 consecutive years (Yary and Simpson). USC has had three of the most highly-drafted classes in history. The 1953 class (following the 1952 season) had 15 players drafted while both the 1975 and 1977 classes had 14 players selected. USC had more players selected in the 2011 (9), 2009 (11), 2008 (10), 2006 (11) and 1990 (10) drafts than any school. USC had more players drafted than any school in the 10-year periods from 2002-11 and 2005-14 (69, 6 more than LSU) and the 5-year period from 2007-11. USC's 12 first round picks in the 1990s tied for third in the nation with Tennessee; 8 of those Trojan first rounders were selected in the Top 10. In the decade of the 1980s, Troy had more first round picks than any school (16). USC's 5 first round picks in the 1968 draft was an NFL record for 36 years.

A Trojan has appeared in all but 8 of the 57 Super Bowls (there have been 117 USC representatives overall). Three Trojans (Lynn Swann in 1976, Marcus Allen in 1984 and Malcolm Smith in 2014) have been the Super Bowl MVP. In 1977, 9 USC alums played in the Super Bowl. Trojans have been selected to play in the Pro Bowl 244 times (a USC alum has appeared in every Pro Bowl since the game's inception in 1951; there was no game in 2021 due to the COVID-19 pandemic but a team was chosen, however no Trojan was picked).

Fourteen former USC players (most of any other school) and 4 ex-assistant coaches are in the Pro Football Hall of Fame.

A 2020 ESPN.com ranking of schools producing the most talent by position, USC was No. 1 in wide receivers, No. 2 in quarterbacks, No. 4 in linebackers No. 6 in offensive linemen, No. 8 in defensive linemen and No. 10 in defensive backs.

In 2020, BannerSociety.com said USC was "the biggest draft factory of them all," based on its formula of how high players were picked in each draft from 1970 to 2019. USC was also ranked No. 1 positionally at quarterback, wide receiver, offensive line and linebacker (and in the Top 10 at running back, defensive line and defensive back).

Tyron Smith and Pete Carroll were named to the 2010s All-Decade Team by the NFL and the Pro Football Hall of Fame.

In 2016, Lynn Swann and Ronnie Lott were named to the Super Bowl 50 Golden Team by the Pro Football Hall of Fame Board of Selectors.

A 2010 ESPN.com survey ranked USC as "the most fertile NFL draft pipeline" from 1979 to 2009. In 2010, Lindy's Sports listed USC as the "football factory" for quarterbacks, running backs and offensive linemen.

In 2009, ESPN NFL draft analyst and former NFL head coach Herm Edwards said: "If you want to play pro football and you're a young high school athlete, you know going to USC is going to give you the best opportunity system-wise and competitive-wise on the field. That's what USC brings to the table. That's why historically, year after year, you see all these players coming into the league." Fellow ESPN NFL draft analyst and ex-NFL quarterback Ron Jaworski added: "It's fierce competition every day you go out on the USC practice field. Not only on Saturday when they play the game. Every day they're competing at the highest level."

In 2008, NFL Network named USC college's No. 1 "football factory."

Anthony Munoz and Ronnie Lott were on the NFL's All-Time Team in 2000, as chosen by the 36 Pro Football Hall of Fame voters.

In 1999, The Sporting News listed 4 Trojans among the 100 Greatest Pro Football Players: Anthony Munoz (17th), Ronnie Lott (23rd), O.J. Simpson (26th) and Marcus Allen (72nd). Anthony Munoz was picked among the NFL's Top 10 players of the 20th century by SPORT in 1999.

In December 1999, the Dick Butkus Football Network named a pair of ex-Trojans on its NFL All-Century First Team: Anthony Munoz and Ronnie Lott.

A January 1999 article in ESPN Magazine said that "one of the best ways to win a Super Bowl is to (have a USC player on the team). The alma mater most often represented on winning teams is USC."

A Dec. 13, 1999 article in the San Diego Union-Tribune, which examined Pro Bowl selections since 1950 to determine the schools that supplied the most pro players at various positions, found that USC had the most Pro Bowl picks and produced more Pro Bowl running backs and safeties than anyone.

In 1999, SPORT said that USC sent more players to the Pro Bowl in the 1990s (14) than any school. "The most measurable sign of a player's success--and thus his pedigree--comes in the form of the NFL's highest annual honor: the Pro Bowl. It's not enough to make it to the league, you've gotta make it in the league." Said then-New York Jets Pro Bowl wide receiver Keyshawn Johnson, the former USC All-American: "USC is a football factory. Every kid in L.A. grows up wanting to play there, and the coaches know how to translate that into elite athletes."

In a 1994 College Sports ranking of the top annual sources of football talent by position (combined college and NFL), USC was first at running backs, offensive linemen and defensive backs and third at linebackers.

In a 1985 Sports Illustrated poll of NFL player personnel directors, USC was ranked first in preparing players for the pros. By position, USC received top marks for running backs, offensive linemen and tight ends.

ALL-TIME NFL FIRST ROUND DRAFT PICKS

1.	Ohio State	90
2.	USC	85
3.	Alabama	79
4.	Notre Dame	70
5.	Miami (Fla.)	67
6.	Florida	58
7.	Michigan	51
8.	Oklahoma	50
9.	LSU	49
10.	Tennessee	47

USC Players in the NFL in 2023

ARIZONA CARDINALS

Keaontay Ingram, WR

ATLANTA FALCONS

Drake London, WR

BALTIMORE RAVENS

Nelson Agholor, WR

Kevon Seymour, CB

*Andrew Vorhees, OG

BUFFALO BILLS

Matt Barkley, QB

CHICAGO BEARS

Rasheem Green, DL

*Bobby Haskins, OT

CINCINNATI BENGALS

Marvell Tell III, CB

Jay Tufele, DT

DALLAS COWBOYS

Chuma Edoga, OG

Ronald Jones II, RB

Tyron Smith, OT

DETROIT LIONS

Amon-Ra St. Brown, WR

HOUSTON TEXANS

Robert Woods, WR

INDIANAPOLIS COLTS

Michael Pittman Jr., WR

LAS VEGAS RAIDERS

Kana'i Mauuga, LB

Isaiah Pola-Mao, S

LOS ANGELES CHARGERS

*Terrell Bynum, WR

*Tuli Tuipulotu, DL

MIAMI DOLPHINS

Austin Jackson, OT

*Brandon Pili, DL

MINNESOTA VIKINGS

*Jordan Addison, WR

*Mekhi Blackmon, CB

NEW ENGLAND PATRIOTS

JuJu Smith-Schuster, WR

NEW YORK GIANTS

Adoree' Jackson, DB

Leonard Williams, DL

NEW YORK JETS

*Travis Dye, RB

*Josh Falo, TE

Alijah Vera-Tucker, DL

PHILADELPHIA EAGLES

Marlon Tuipulotu, DT

SAN FRANCISCO 49ERS

Sam Darnold, QB

Talanoa Hufanga, S

Drake Jackson, LB

SEATTLE SEAHAWKS

Jalen McKenzie, OT

Uchenna Nwosu, LB

TENNESSEE TITANS

*Mo Hasan, QB

*2023 Rookie



ROBERT WOODS



LEONARD WILLIAMS



ALL-TIME TROJANS IN THE NFL



Listing includes all players in the NFL, 1920-2022; the AFL, 1960-69; and the All-America Football Conference, 1946-49. List compiled by Beau Riffenburgh and Jim Gigliotti, NFL Properties (additional research by Mrs. C.A. Batchelder).

- A -

Achica, George, NT, Indianapolis 1985
Adams, Pete, G, Cleveland 1974, 1976
Affholter, Erik, WR, Green Bay 1991
Agholor, Nelson, WR, Philadelphia 2015-19; Las Vegas 2020-21; New England 2022
Allen, Javorius, RB, Baltimore 2015-18; N.Y. Giants 2019
Allen, Marcus, RB, L.A. Raiders 1982-92; Kansas City 1993-97
Allred, John, TE, Chicago 1997-2000; Pittsburgh 2002
Ane, Charley, T, Detroit 1953-59
Anno, Sam, LB, L.A. Rams 1987; Minnesota 1987-88; Tampa Bay 1989-92; San Diego 1993
Anthony, Charles, LB, San Diego 1974
Apsit, Marger, B, Frankford 1931; Brooklyn 1931; Green Bay 1932; Boston Redskins 1933
Armstead, Armond, DE, New England 2013
Arnett, Jon, B, L.A. Rams 1957-63; Chicago 1964-66
Arrobbio, Chuck, T, Minnesota 1966
Audet, Earl, T, Washington 1945; L.A. Dons 1946-48
Ausberry, David, TE, Oakland 2011-14
Avery, Don, T, Washington 1946-47; L.A. Dons 1948

- B -

Badgro, Morris, E, N.Y. Yankees 1927; N.Y. Giants 1930-35; Brooklyn 1936
Bailey, Dion, S, Seattle 2015; N.Y. Jets 2015
Bain, Bill, T, Green Bay 1975; Denver 1976, 1978; N.Y. Giants 1978; L.A. Rams 1979-85; N.Y. Jets 1986; New England 1986
Baker, Roy, B, N.Y. Yankees 1927; Green Bay 1928-29; Chicago Cardinals 1929-30; Stapleton 1931
Baker, Sam, T, Atlanta 2008-14
Banks, Chip, LB, Cleveland 1982-86; San Diego 1987; Indianapolis 1989-93
Banner, Zach, T, Cleveland 2017; Pittsburgh 2018-21
Bansavage, Al, G-LB, L.A. Chargers 1960; Oakland 1961
Banta, Bradford, TE-SNP, Indianapolis 1994-99; N.Y. Jets 2000; Detroit 2001-03; Buffalo 2004
Banta, Jack, B, Philadelphia 1941, 1944-45; L.A. Rams 1946-48
Barber, Kurt, LB-DE, N.Y. Jets 1992-95
Barkley, Matt, QB, Philadelphia 2013-14; Arizona 2015, 2017; Chicago 2016; Cincinnati 2018; Buffalo 2018-20; Carolina 2021; Atlanta 2021
Barragar, Nate, C, Minneapolis 1930; Frankford 1930-31; Green Bay 1931-35
Barry, Al, G, Green Bay 1954-57; N.Y. Giants 1958-59; L.A. Chargers 1960
Battle, Mike, DB, N.Y. Jets 1969-70
Beathard, Pete, QB, Kansas City 1964-67, 1973; Houston 1967-69; St. Louis 1970-71; L.A. Rams 1972

Bedsole, Hal, TE, Minnesota 1964-66
Bell, Ricky, RB, Tampa Bay 1977-81; San Diego 1982
Belotti, George, C, Houston 1960-61; San Diego 1961
Bender, Wes, RB, L.A. Raiders 1994; New Orleans 1997
Bickett, Duane, LB, Indianapolis 1985-93; Seattle 1994-95; Carolina 1996
Bing, Darnell, LB-S, Oakland 2006; Detroit 2008-09; Houston 2010
Bleeker, Mel, B, Philadelphia 1944-46; L.A. Rams 1947
Booty, John David, QB, Minnesota 2008
Boselli, Tony, T, Jacksonville 1995-2001; Houston 2002
Bowers, Bill, DB, L.A. Rams 1954
Boyer, Mark, TE, Indianapolis 1985-89; N.Y. Jets 1990-92
Bradford, Allen, LB-TB, Tampa Bay 2011; Seattle 2012-14; N.Y. Giants 2013; Atlanta 2015
Brazziel, Larry, DB, Baltimore 1979-81; Cleveland 1982-85
Bregel, Jeff, G, San Francisco 1987-89
Brenner, Hoby, TE, New Orleans 1981-88, 1990-93
Brock, Louis, CB-S, Detroit 1988; Seattle 1988
Brown, Booker, T, San Diego 1975-77
Brown, Charles, T, New Orleans, 2010-13; N.Y. Giants 2014; Dallas 2015
Brown, Ron, DE-LB, L.A. Raiders, 1987-88
Brown, Willie, E-RB, L.A. Rams 1964-65; Philadelphia 1966
Browner, Joey, S-CB, Minnesota 1983-91; Tampa Bay 1992
Browner, Keith, LB-DE, Tampa Bay 1984-86; San Francisco 1987; L.A. Raiders 1987; San Diego 1988

Buchanan, William, WR, Oakland 2006
Budde, Brad, G, Kansas City 1980-86
Buehler, David, K, Dallas 2009-11
Bukich, Rudy, QB, L.A. Rams 1953-56; Washington 1957-58; Chicago Bears 1958-59, 1962-68; Pittsburgh 1960-61
Buncom, Frank, LB, San Diego 1962-67; Cincinnati 1968
Bundra, Mike, T-DT, Detroit 1962-63; Minnesota 1964; Cleveland 1964; N.Y. Giants 1965
Burke, Don, LB, San Francisco 1950-54
Burnett, Deontay, WR, N.Y. Jets 2018; Philadelphia 2019-20
Burns, Mike, DB, San Francisco 1977; Detroit 1978
Bush, Reggie, RB, New Orleans 2006-10; Miami 2011-12; Detroit 2013-14; San Francisco 2015; Buffalo 2016
Busick, Steve, LB, Denver 1981-85; L.A. Rams 1986; San Diego 1987
Butler, Ray, WR, Baltimore-Indianapolis 1980-85; Seattle 1985-88
Byers, Jeff, C, Carolina 2011-13
Byrd, Dominique, TE, St. Louis 2006-07; Arizona 2009
Byrd, Mac, LB, L.A. Rams 1965

- C -

Cadigan, Dave, T-G, N.Y. Jets 1988-93; Cincinnati 1994
Cain, Lynn, RB, Atlanta 1979-84; L.A. Rams 1985
Cameron, Jordan, TE, Cleveland 2011-14; Miami 2015-16
Campbell, Jack, T, Seattle 1982
Cannamela, Pat, G, Dallas Texans 1952
Carmichael, Al, B, Green Bay 1953-58; Denver 1960-61
Carrier, Mark, S, Chicago 1990-96; Detroit 1997-99; Washington 2000
Carter, Allen, RB, New England 1975-76
Carter, Kent, LB, New England 1974
Casey, Jurrell, DT, Tennessee 2011-19; Denver 2020
Cash, Chris, CB, Detroit 2002-04; Atlanta 2005-06
Cassel, Matt, QB, New England 2005-08; Kansas City 2009-12; Minnesota 2013-14; Buffalo 2015; Dallas 2015; Tennessee 2016-17; Detroit 2018
Celotto, Mario, LB, Buffalo 1978; Oakland 1980-81; L.A. Rams 1981
Chandler, Bob, WR, Buffalo 1971-79; Oakland-L.A. Raiders 1980-82
Chantiles, Tom, T, Detroit 1942
Claiborne, Chris, LB, Detroit 1999-2002; Minnesota 2003-04; St. Louis 2005; N.Y. Giants 2006

Claridge, Travis, T-G, Atlanta 2000-03
Clark, Darion, TE, Chicago 2020
Clark, Don, G, San Francisco 1948-49
Clark, Monte, T, San Francisco 1959-61; Dallas 1962; Cleveland 1963-69
Clarke, Leon, E, L.A. Rams 1956-59; Cleveland 1960-62; Minnesota 1963
Cleary, Paul, E, N.Y. Yankees 1948
Clemens, Cal, B, Green Bay 1936
Cobb, Garry, LB, Detroit 1979-84; Philadelphia 1985-87; Dallas 1988-89
Cobb, Marvin, DB, Cincinnati 1975-79; Minnesota 1980; Pittsburgh 1980
Cody, Shaun, DT, Detroit 2005-08; Houston 2009-12
Coia, Angelo, B-E, Chicago 1960-63; Washington 1964-65; Atlanta 1966
Colbert, Keary, WR, Carolina 2004-07; Denver 2008; Seattle 2008; Detroit 2008
Collier, Floyd, T, San Francisco 1948
Colorito, Tony, NT, Denver 1986
Conway, Curtis, WR, Chicago 1993-99; San Diego 2000-02; N.Y. Jets 2003; San Francisco 2004
Cook, Rashard, S, Philadelphia 1999-2002
Cormier, Joe, LB, L.A. Raiders 1987
Cornwell, Fred, TE, Dallas 1984-85
Cotton, Marcus, LB, Atlanta 1988-90; Cleveland 1990; Seattle 1991
Cowlings, Al, DE, Buffalo 1970-72; Houston 1973-74; L.A. Rams 1975, 1977; Seattle 1976; San Francisco 1979
Cox, Tom, T, L.A. Rams 1987
Crane, Dennis, T-DT, Washington 1968-69; N.Y. Giants 1970
Cravens, Su'a, LB-S, Washington 2016; Denver 2018
Crisman, Joel, G, Tampa Bay 1996
Crow, Lindon, DB, Chicago Cardinals 1955-57; N.Y. Giants 1958-60; L.A. Rams 1961-64
Cunningham, Sam, RB, New England 1973-79, 1981-82
Curley, August, LB, Detroit 1983-86
Cushing, Brian, LB, Houston 2009-17

- D -

Danahe, Dick, T, L.A. Dons 1947-48; Chicago Hornets 1949
Darby, Byron, DE-TE, Philadelphia 1983-86; Indianapolis 1987-88; Detroit 1989
Darnold, Sam, QB, N.Y. Jets 2018-21; Carolina 2022
Davidds-Garrido, Norberto, T, Carolina 1996-99; Arizona 2000
Davis, Anthony, RB, Tampa Bay 1977; Houston 1978; L.A. Rams 1978
Davis, Clarence, RB, Oakland 1971-78
Davis, Fred, TE, Washington 2008-13
Davis, Joe, E, Brooklyn 1946
Davis, Justin, RB, L.A. Rams 2017-18
Deese, Derrick, G-T, San Francisco 1993-2003; Tampa Bay 2004
deLauer, Bob, C, Cleveland-L.A. Rams 1945-46
Del Rio, Jack, LB, New Orleans 1985-86; Kansas City 1987-88; Dallas 1989-91; Minnesota 1992-95
Dickerson, Kori, TE, Washington 2004
Diggs, Shelton, WR, N.Y. Jets 1977
Dimler, Rich, DT, Cleveland 1979; Green Bay 1980
Doll, Don, DB, Detroit 1949-52; Washington 1953; L.A. Rams 1954
Dorsey, Dick, E, Oakland 1962
Downs, Bob, G, San Francisco 1951
Dunn, Coye, B, Washington 1943
Durko, Sandy, DB, Cincinnati 1970-71; New England 1973-74

- E -

Edoga, Chuma, T, N.Y. Jets 2019-21; Atlanta 2022
Edwards, Dennis, NT, L.A. Rams 1987
Ellis, Sedrick, DT, New Orleans 2008-12
Ellison, Kevin, S, San Diego 2009
Ellison, Rhett, TE, Minnesota 2012-16; N.Y. Giants 2017-19
Ellison, Riki, LB, San Francisco 1983-89; L.A. Raiders 1990-92
Ervin, Ricky, RB, Washington 1991-94; San Francisco 1995
Evans, Charlie, RB, N.Y. Giants 1971-73; Washington 1974
Evans, Vince, QB, Chicago 1977-83; L.A.-Oakland Raiders 1987-95

- F -

Falah, Nico, DL, Denver 2018-19
Fargas, Justin, RB, Oakland 2003-09
Farmer, Dave, RB, Tampa Bay 1978
Farmer, George, RB, Seattle 2016
Ferguson, Jim, LB-C, New Orleans 1968; Atlanta 1969; Chicago 1969
Ferrante, Orlando, G, L.A.-San Diego Chargers 1960-61
Ficca, Dan, G, Oakland 1962; N.Y. Jets 1963-66
Fields, Scott, LB, Atlanta 1996; Seattle 1999
Finneran, Gary, DT, L.A. Chargers 1960; Oakland 1961
Fisher, Bob, T, Washington 1940
Fisher, Jeff, DB, Chicago 1981-84
Fisk, Bill, E, Detroit 1940-43; San Francisco 1946-47; L.A. Dons 1948
FitzPatrick, James, T-G, San Diego 1986-89; L.A. Raiders 1990-91
Fletcher, Oliver, E, L.A. Dons 1949; Baltimore 1950
Foote, Chris, C, Baltimore 1980-81; N.Y. Giants 1982-83; Minnesota 1987-90
Ford, Cole, K, Oakland 1995-97; Buffalo 1998
Foster, Roy, G, Miami 1982-90; San Francisco 1991-93

- G -

Galbraith, Scott, TE, Cleveland 1990-92; Dallas 1993-94; Washington 1995-96; Dallas 1997; Green Bay 1998
Gallaher, Allen, T, New England 1974
Garlin, Don, B, San Francisco 1949-50
Garrett, Mike, RB, Kansas City 1966-70; San Diego 1970-73
Garzoni, Mike, G, Washington 1947; N.Y. Giants 1948; N.Y. Yankees 1948
Gay, William, DE-DT, Detroit 1978-87; Minnesota 1988
Gentry, Byron, G, Pittsburgh 1937-39
George, Ray, T, Detroit 1939; Philadelphia 1940
Gibson, David, S, Tampa Bay 2000-02; Indianapolis 2002
Gifford, Frank, B-E, N.Y. Giants 1952-60, 1962-64
Graf, Kevin, T, Philadelphia 2014; Indianapolis 2016
Grant, John, DT-DE, Denver 1973-79
Gray, William, G-C, Washington 1947-48
Green, Paul, TE, Denver, 1989; Seattle 1992-94; New Orleans 1996
Green, Rasheem, DE, Seattle 2018-21; Houston 2022
Griffen, Everson, DE, Minnesota, 2010-19, 2021; Dallas 2020; Detroit 2020
Griffith, Homer, B, Chicago Cardinals 1934
Grimble, Xavier, TE, Pittsburgh 2016-19
Grootegoed, Matt, LB, Detroit 2005
Guenther, Gregg, TE, Tennessee 2005
Gunn, Jimmy, LB, Chicago 1970-75; N.Y. Giants 1975; Tampa Bay 1976



TROJANS IN THE NFL

Gustin, Porter, DE-LB, Cleveland 2019-21

— H —

Haden, Pat, QB, L.A. Rams 1976-1981
Hale, Chris, CB, Buffalo, 1989-92; Denver 1993
Hall, Willie, LB, New Orleans 1972-73; Oakland 1975-78
Hannah, Travis, WR, Houston 1993-95
Hardy, Jim, QB, L.A. Rams 1946-48; Chicago Cardinals 1949-51; Detroit 1952
Harlow, Pat, T, New England 1991-95; Oakland 1996-98
Harper, Michael, WR-KR, N.Y. Jets 1986-89
Harris, Cary, CB, Buffalo 2009-10
Harris, DaJohn, DT, Tennessee 2012
Hartwig, Carter, DB, Houston 1979-84
Havili, Stanley, FB-RB, Philadelphia 2011-12; Indianapolis 2013-14
Hayes, Luther, E, San Diego 1961
Hayes, Windrell, WR, N.Y. Jets 2000-01
Hayhoe, Bill, T, Green Bay 1969-74
Haynes, Tommy, S, Dallas 1987
Hendren, Bob, T, Washington 1949-51
Henke, Ed, DE, L.A. Dons 1949; San Francisco 1951-52, 1955-60; St. Louis 1961-63
Henry, Mike, LB, Pittsburgh 1959-61; L.A. Rams 1962-64
Hertel, Rob, QB, Cincinnati 1978; Philadelphia 1980
Hervey, Ed, WR, Dallas 1995
Heywood, Ralph, E, Chicago Rockets 1946; Detroit 1947; Boston Yanks 1948; N.Y. Bulldogs 1949
Hibbs, Jesse, T, Chicago Bears 1931
Hickman, Donnie, G, Washington 1978; Detroit 1978
Hill, Fred, E, Philadelphia 1965-71
Hill, Gary, DB, Minnesota 1965
Hoffman, Bob, B, Washington 1940-41; L.A. Rams 1946-48; L.A. Dons 1949
Hollinquest, Lamont, LB, Washington 1993-94; Green Bay 1996-98
Holmes, Alex, TE, Miami 2005
Holmes, Khaled, C-G, Indianapolis 2013-15
Hope, Neil, LB, L.A. Rams 1987
Hopper, Darrel, CB-S, San Diego 1987
Horton, Wes, DE, Carolina 2013-19
Howard, Bill, B, Detroit 1939
Howell, Pat, G, Atlanta 1979-83; Houston 1983-85
Hufanga, Talanoa, S, San Francisco 2021-22
Hull, Mike, RB, Chicago 1968-70; Washington 1971-74
Hunter, James, NT, Baltimore 1982

— I —

Ifeanyi, Israel, DE, San Francisco 1996
Ingram, Keaontay, RB, Arizona 2022

— J —

Jackson, Adoree', CB, Tennessee 2017-20; N.Y. Giants 2021-22
Jackson, Austin, T, Miami 2020-22
Jackson, Drake, DL, San Francisco, 2022
Jackson, John, WR, Phoenix 1990-92; Chicago 1996
Jackson, Lawrence, DE, Seattle 2008-09; Detroit 2010-12
Jackson, Mel, G, Green Bay 1976-80
Jarrett, Dwayne, WR, Carolina 2007-10
Jessup, Bill, E, San Francisco 1951-52, 1954-58; Denver 1960
Jeter, Gary, DT-DE, N.Y. Giants 1977-82; L.A. Rams 1983-88; New England 1989
Johnson, Dennis, LB, Minnesota 1980-85; Tampa Bay 1985
Johnson, Keyshawn, WR, N.Y. Jets 1996-99; Tampa Bay 2000-03; Dallas 2004-05; Carolina 2006
Johnson, Rob, QB, Jacksonville 1995-97; Buffalo 1998-2001; Tampa Bay 2002; Washington 2003; Oakland 2003
Johnson, Ronald, WR, Philadelphia 2011-12
Johnson, Stafon, RB, Tennessee 2010
Johnston, Rex, B, Pittsburgh 1960
Jones II, Ronald, RB, Tampa Bay 2018-21; Kansas City 2022
Jordan, Steve, PK, Indianapolis 1987
Justice, Winston, T, Philadelphia 2006-11; Indianapolis 2012; Denver 2013

— K —

Kaer, Mort, QB, Frankford 1931
Kalil, Matt, T, Minnesota 2012-16; Carolina 2017-18
Kalil, Ryan, C, Carolina 2007-18; N.Y. Jets 2019
Kamana, John, RB, L.A. Rams 1984; Atlanta 1987
Katnik, Norm, C, San Francisco 2005; N.Y. Jets 2005-06
Kelly, Brian, CB, Tampa Bay 1998-2007; Detroit 2008
Keneley, Matt, DT, San Francisco 1999
Kennard, Devon, LB, N.Y. Giants 2014-17; Detroit 2018-19; Arizona 2020-22; Baltimore 2022
Kessler, Cody, QB, Cleveland 2016-17; Jacksonville 2018; New England 2019
Kirby, Jack, B, Green Bay 1949
Kirner, Gary, T, San Diego 1964-69
Kirtman, David, FB, Seattle 2006-07; San Francisco 2008
Klein, Bob, TE, L.A. Rams 1969-76; San Diego 1977-80
Klenk, Quenton, E, Buffalo Bisons 1946; Chicago Rockets 1947
Knight, Sammy, S, New Orleans 1997-2002; Miami 2003-04; Kansas City 2005-06; Jacksonville 2007; N.Y. Giants 2008
Knutson, Steve, T-G, Green Bay 1976-77; San Francisco 1978
Koart, Matt, DE, Green Bay 1986
Kopp, Jeff, LB, Miami 1995; Jacksonville 1996-98; Baltimore 1998; New England 1999
Krueger, Al, E, Washington 1941-42; L.A. Dons 1946

— L —

Lansdell, Grenny, B, N.Y. Giants 1940
Lapka, Myron, DT, N.Y. Giants 1980; L.A. Rams 1982-83
Lee, Zeph, RB-S, Denver 1987; L.A. Raiders 1987-89
Lee, Margise, WR, Jacksonville 2014-19
Leggett, Brad, C, New Orleans 1991; Detroit 1992
Leinart, Matt, QB, Arizona 2006-09; Houston 2010-11; Oakland 2012
Lewis, David, LB, Tampa Bay 1977-81; San Diego 1982; L.A. Rams 1983
Lillywhite, Verl, B, San Francisco 1948-51
Lockwood, Scott, RB, New England 1992-93
London, Drake, WR, Atlanta 2022
Lorch, Karl, DE, Washington 1976-81
Lott, Ronnie, S, San Francisco 1981-90; L.A. Raiders 1991-92; N.Y. Jets 1993-94; Kansas City 1995
Lua, Oscar, LB, New England 2007
Lutui, Taitusi (Deuce), G, Arizona 2006-11; Tennessee 2012

— M —

MacKenzie, Malaefou, RB, Jacksonville 2003
Madden, Tre, RB-FB, Seattle 2016-18
Mahone, Elic, DE, Washington 1995
Maiava, Kaluka, LB, Cleveland 2009-12; Oakland 2013-14
Mama, Damien, G, N.Y. Giants 2017
Mardarian, Greg, DT, Atlanta 1976

Margucci, Joe, B, Detroit 1947-48
Marinovich, Marv, G, Oakland 1965
Marinovich, Todd, QB, L.A. Raiders 1991-92
Marshall, Iman, CB, Baltimore 2019-21
Martin, Marcus, C-OL, San Francisco 2014-16; Cleveland 2017; Dallas 2018; Detroit 2020; New England 2020

Martin, Rod, LB, Oakland-L.A. Raiders 1977-88
Matthews, Bruce, G-C-T, Houston-Tennessee 1983-2001
Matthews, Clay, LB, Cleveland 1978-93; Atlanta 1994-96
Matthews, Clay, LB, Green Bay 2009-18; L.A. Rams 2019
Mattos, Grant, WR, San Diego 2003
Matua, Fred, G, Cleveland 2006
Mauluga, Rey, LB, Cincinnati 2009-17
May, Ray, LB, Pittsburgh 1967-69; Baltimore 1970-72; Denver 1973-75
Mays, Taylor, S, San Francisco 2010; Cincinnati 2011-14; Oakland 2015
McCaffrey, Bob, C, Green Bay, 1975
McCall, Don, RB, New Orleans 1967-68, 1970; Pittsburgh 1969
McCormack, Walt, C, San Francisco 1948
McCoy, Anthony, TE, Seattle 2010-14, 2015; Washington 2015
McCullough, Earl, WR, Detroit 1968-73; New Orleans 1974
McCullough, Sultan, RB, Washington 2003
McCutcheon, Daylon, CB, Cleveland 1999-2006
McDonald, James, TE, L.A. Rams 1983-84, 1985, 1987; Detroit, 1985
McDonald, Mike, LB, L.A. Rams 1983-84, 1986-91; Detroit 1992
McDonald, Paul, QB, Cleveland 1980-85; Dallas 1986-87
McDonald, Tim, S-CB, St. Louis-Phoenix 1987-92; San Francisco 1993-99
McDonald, T.J., S, St. Louis-Los Angeles 2013-16; Miami 2017-18
McFoy, Chris, WR, Oakland 2007
McGinest, Willie, DE-LB, New England 1994-2005; Cleveland 2006-08
McGrew, Larry, LB, New England 1980-89; N.Y. Giants 1990
McKay, John, WR, Tampa Bay 1976-78
McKeever, Marlin, TE-LB, L.A. Rams 1961-66, 1971-72; Minnesota 1967; Washington 1968-70; Philadelphia 1973

McKnight, Joe, RB, N.Y. Jets 2010-12; Kansas City, 2014
McNeill, Rod, RB, New Orleans 1974-75; Tampa Bay 1976
McQuay III, Leon, S, Kansas City 2017-18
McWilliams, Johnny, TE, Arizona 1996-99; Minnesota 2000
Michels, John, T, Green Bay 1996-98
Miller, Billy, WR-TE, Denver 1999-2001; Green Bay 2001; Houston 2002-04; Cleveland 2005; New Orleans 2006-09

Miller, Ron, E, L.A. Rams, 1956
Milton, John, E, Kansas City Cowboys 1924
Mitchell, Dale, LB, San Francisco 1976
Mitchell Jr., Steven, WR, Houston 2018-20
Mix, Ron, G, L.A.-San Diego Chargers 1960-69; Oakland 1971
Moala, Fili, DT, Indianapolis 2009-14
Montgomery, Marv, T, Denver 1971-76; New Orleans 1976-77; Atlanta 1978
Moody, Michael, T, Seattle 1994
Moore, Brent, LB, Green Bay 1987
Moore, Denis, T, Detroit 1967-69
Moore, Kyle, DE, Tampa Bay 2009-10; Buffalo 2011-12
Moore, Malcolm, TE, L.A. Rams 1987
Moore, Manfred, RB, San Francisco 1974-75; Tampa Bay 1976; Oakland 1976; Minnesota 1977
Moreno, Zeke, LB, San Diego 2001-04; Philadelphia 2005
Morgan, Boyd, B, Washington 1939-40
Morgan, Mike, LB, Seattle 2011-16
Morris, Robert, HB, N.Y. Giants 1947
Morton, Chad, RB, New Orleans 2000; N.Y. Jets 2001-02; Washington 2003-04; N.Y. Giants 2005-06
Morton, Johnnie, WR, Detroit 1994-2001; Kansas City 2002-04; San Francisco 2005
Mosebar, Don, G-C-T, L.A.-Oakland Raiders 1983-95
Moses, Don, B, Cincinnati Reds 1933
Mullins, Gerry, G-T, Pittsburgh 1971-79
Munoz, Anthony, T, Cincinnati 1980-92
Murphy, George, B, L.A. Dons 1949
Murray, Joe, G-T, L.A. Rams 1987
Musick, Jim, B, Boston Braves 1932; Boston Redskins 1933-36

— N —

Naumu, John, B, L.A. Dons 1948
Nelsen, Bill, QB, Pittsburgh 1963-67; Cleveland 1968-72
Nix, Jack, E, San Francisco 1950
Nwosu, Uchenna, LB, L.A. Chargers 2018-21; Seattle 2022

— O —

Obradovich, Jim, TE, N.Y. Giants 1975; San Francisco 1976; Tampa Bay 1978-83
Odom, Ricky, DB, Kansas City 1978; San Francisco 1978; L.A. Rams 1979
Ohaleta, Ifeanyi, S, Washington 2001-03; Arizona 2004; Cincinnati 2005
O'Hara, Pat, QB, San Diego 1992
Oliver, Chip, LB, Oakland 1968-69
O'Malley, Jack, T, Green Bay 1970
Ossowski, Ted, T, N.Y. Yankees 1947
Owens, Dan, DE-DT, Detroit 1990-99

— P —

Palmer, Carson, QB, Cincinnati 2003-10; Oakland 2011-12; Arizona 2013-17
Parker, Artimus, DB, Philadelphia 1974-76; N.Y. Jets 1977
Parker, Larry, WR, Kansas City 1999-2001
Parsons, Alex, OL, Oakland 2012
Parsons, Earle, B, San Francisco 1946-47
Patterson, Mike, DT, Philadelphia 2005-12; N.Y. Giants 2013-14
Peete, Rodney, QB, Detroit, 1989-93; Dallas 1994; Philadelphia 1995-98; Washington 1999; Oakland 2000-01; Carolina 2002-04
Pelon, Claude, DT, N.Y. Jets 2017
Perry, Nick, LB, Green Bay 2012-18
Peters, Volney, T-DT, Chicago Cardinals 1952-53; Washington 1954-57; Philadelphia 1958; L.A. Chargers 1960; Oakland 1961
Peviani, Bob, G, N.Y. Giants 1953
Phillips, Charles, DB, Oakland 1975-80
Pinckert, Erny, B, Boston Braves 1932; Boston-Washington Redskins 1933-40
Pittman Jr., Michael, WR, Indianapolis 2020-22
Polamalu, Troy, S, Pittsburgh 2003-14
Pola-Mao, Isaiah, S, Las Vegas 2022
Poole, Will, CB, Miami 2004-05
Powdrell, Ryan, FB, Green Bay 2007
Powell, Marvin, T, N.Y. Jets 1977-85; Tampa Bay 1986-87
Powell III, Marvin, RB, New Orleans 1999
Powers, Jim, B, San Francisco 1950-53
Psaltis, Jim, B, Chicago Cardinals 1953, 1955; Green Bay 1954
Pullard, Hayes, LB, Cleveland 2015; Jacksonville 2016; L.A. Chargers 2017-18
Purling, Dave, NT, L.A. Rams 1987



TROJANS IN THE NFL AND PRO FOOTBALL HALL OF FAME

- R -

Raab, Marc, C, Washington 1993; San Diego 1998
 Rachal, Chilo, G, San Francisco 2008-11; Chicago, 2012
 Radovich, Bill, G, Detroit 1938-41, 1945; L.A. Dons 1946-47
 Radovich, Drew, T, Minnesota 2008
 Rae, Mike, QB, Oakland 1976-78; Tampa Bay 1978-79; Washington 1981
 Ramsey, LaJuan, DT, Philadelphia 2006-07; Indianapolis 2008; St. Louis 2009
 Redd, Silas, RB, Washington 2014-15
 Reece, Danny, DB, Tampa Bay 1976-80
 Richard, Kris, CB, Seattle 2002-04; San Francisco 2005
 Riley, Steve, T, Minnesota 1974-84
 Rivers, Keith, LB, Cincinnati 2008-11; N.Y. Giants 2012-13; Buffalo 2014
 Roberts, C.R., B, San Francisco 1959-62
 Robertson, Bobby, B, Brooklyn 1942
 Robey-Coleman, Nickell, CB, Buffalo 2013-16; L.A. Rams 2017-19; Philadelphia 2020;
 Detroit 2021; Las Vegas 2022
 Rogers, Jacob, T, Dallas 2004-05
 Rorison, Jim, T, Pittsburgh 1938
 Ross, Scott, LB, New Orleans 1991
 Rossovich, Tim, LB, Philadelphia 1968-71; San Diego 1972-73; Houston 1976
 Royster, Mazio, RB, Tampa Bay 1993-94
 Rubke, Karl, C-LB-DT, San Francisco 1957-60, 1962-63, 1965; Minnesota 1961; Atlanta
 1966-67; Oakland 1968
 Rucker, Froste, DE, Cincinnati 2006-11; Cleveland 2012; Arizona 2013-17; Oakland 2018
 Ruettgers, Ken, T, Green Bay 1985-96
 Russell, Darrell, DT, Oakland 1997-2001; Washington 2003
 Ryan, Tim, DE, Chicago 1990-93

- S -

Saenz, Ed, B, Washington 1946-51
 Salata, Paul, E, San Francisco 1949-50; Baltimore 1950; Pittsburgh 1950-51
 Salisbury, Sean, QB, Seattle 1986; Indianapolis 1987; Minnesota 1990-94; San Diego 1996
 Salmon, Mike, S, San Francisco 1996-97
 Sanchez, Mark, QB, N.Y. Jets 2009-13; Philadelphia 2014-15; Dallas 2016; Chicago 2017;
 Washington 2018
 Saunders, Russ, B, Green Bay 1931
 Schmidt, Henry, DT, San Francisco 1959-60; San Diego 1961-64; Buffalo 1965; N.Y. Jets 1966
 Schuhmacher, John, G, Houston 1978-85
 Schultz, William, T-G, Indianapolis 1990-93; Houston 1994; Denver 1995; Chicago 1997
 Scoggins, Eric, LB, San Francisco 1982
 Sears, Jim, DB, Chicago Cardinals 1954, 1957-58; L.A. Chargers 1960; Denver 1960-61
 Seau, Junior, LB, San Diego 1990-2002; Miami 2003-05; New England 2006-09
 Sehorn, Jason, S-CB, N.Y. Giants 1994-2002; St. Louis 2003
 Seymour, Kevon, CB, Buffalo 2016; Carolina 2017-18; Philadelphia 2020;
 Baltimore 2021-22
 Shaw, Jesse, G, Chicago Cardinals 1931
 Shaw, Josh, CB, Cincinnati 2015-17; Kansas City 2018; Tampa Bay 2018; Arizona 2019
 Shaw, Nate, DB, L.A. Rams 1969-70
 Shea, Pat, G, San Diego 1962-65
 Sherman, Rod, WR, Oakland 1967, 1969-71; Cincinnati 1968; Denver 1972; L.A. Rams 1973
 Shipp, Joe, TE, Buffalo 1979
 Simmons, Jeff, WR, L.A. Rams 1983
 Simmons, Jordan, G, Seattle 2018-20; Las Vegas 2021
 Simpson, O.J., RB, Buffalo 1969-77; San Francisco 1978-79
 Sims, Jimmy, LB, Tampa Bay 1976
 Slaton, Tony, C-G, L.A. Rams 1984-89
 Slough, Greg, LB, Oakland 1971-72
 Smith, Cameron, LB, Minnesota 2019-20
 Smith, Dennis, S, Denver 1981-94
 Smith, Ernie, T, Green Bay 1935-37, 1939
 Smith, Harry, T, Detroit 1940
 Smith, Jeff, LB, N.Y. Giants 1966-67
 Smith, Malcolm, LB, Seattle 2011-14; Oakland 2015-16; San Francisco 2017-18;
 Jacksonville 2019, Dallas 2019; Cleveland 2020-21
 Smith, Sid, T-C, Kansas City 1970-72; Houston 1974
 Smith, Steve, WR, N.Y. Giants 2007-10; Philadelphia 2011; St. Louis 2012
 Smith, Tody, DE-DT, Dallas 1971-72; Houston 1973-76; Buffalo 1976
 Smith, Tyron, T, Dallas 2011-22
 Smith-Schuster, JuJu, WR, Pittsburgh 2017-21; Kansas City 2022
 Sohn, Ben, G, N.Y. Giants 1941
 Soward, R. Jay, WR, Jacksonville 2000
 Spears, Ernest, S, New Orleans 1990
 Spencer, Todd, RB, Pittsburgh 1984-85; San Diego 1987
 Spicer, Averell, DT, Chicago 2010
 Starling, Jawanza, S, Houston 2013
 St. Brown, Amon-Ra, WR, Detroit 2021-22
 Steele, Markus, LB, Dallas 2001-03
 Steponovich, Tony, G, Minneapolis 1930; Frankford 1930
 Stonebraker, John, E, Green Bay 1942
 Strother, Deon, RB, Denver 1994
 Strong, Frank, S, San Francisco 2002
 Svihus, Bob, T, Oakland 1965-70; N.Y. Jets 1971-72
 Swann, Lynn, WR, Pittsburgh 1974-82
 Sweeney, Calvin, WR, Pittsburgh 1980-87

- T -

Tatupu, Lofa, LB, Seattle 2005-10
 Tatupu, Mosi, RB, New England 1978-90; L.A. Rams 1991
 Tavai, J.R., LB, Tennessee 2015
 Taylor, Mike, T, Pittsburgh 1968-69; New Orleans 1969-70; Washington 1971; St. Louis 1973
 Telfer, Randall, TE, Cleveland 2015-17
 Tell III, Marvell, CB, Indianapolis 2019
 Thomas, Kelly, T, Tampa Bay 1983-84; L.A. Rams 1987
 Thomas, Kevin, CB, Indianapolis 2010-11
 Thomas, Skip, DB, Oakland 1972-78
 Thomas, Terrell, CB, N.Y. Giants 2008-13
 Thurman, Dennis, DB, Dallas 1978-85; St. Louis 1986
 Thurman, Junior, CB-S, New Orleans 1987
 Timberlake, George, C, Green Bay 1955
 Tinsley, Scott, QB, Philadelphia 1987
 Tipton, Howard, B, Chicago Cardinals 1933-37
 Tonelli, Amerigo (Tony), C, Detroit 1939
 Traynham, Jerry, B, Denver 1961
 Tucker, Mark, C-G, Phoenix/Arizona 1993-94
 Tuerk, Max, C, San Diego 2016; Arizona 2017
 Tufele, Jay, DT, Jacksonville 2021; Cincinnati 2022
 Tu'ikolovatu, Stevie, DT, Tampa Bay 2017-18
 Tuipulotu, Marlon, DT, Philadelphia 2021-22
 Tupou, Christian, DT, Chicago 2013
 Turner, Patrick, WR, Miami 2009; N.Y. Jets 2010-12

- U -

Udeze, Kenechi, DE, Minnesota 2004-08
 Uko, George, DE, Tampa Bay 2014

- V -

Vainuku, Soma, FB, Houston 2016
 Van Doren, Bob, E, San Francisco 1953
 Van Horne, Keith, T, Chicago 1981-83
 Vasicek, Vic, G, Buffalo Bills 1949; L.A. Rams 1950
 Vella, John, G-T, Oakland 1972-79; Minnesota 1980
 Vellone, Jim, G, Minnesota 1966-70
 Vera-Tucker, Alijah, OL, N.Y. Jets 2021-22
 Verry, Norman, T, Chicago Rockets 1946-47
 Viltz, Theo, DB, Houston 1966

- W -

Wagner, Lowell, B, N.Y. Yankees 1946-48; San Francisco 1949-53, 1955
 Walker, Glen, P, L.A. Rams 1977-78
 Walker, John, CB, Houston 2006
 Ward, John, T, Frankford 1930; Minneapolis 1930
 Ware, Timmie, WR, San Diego 1986-87; L.A. Raiders 1989
 Washington, Chauncey, RB, Jacksonville 2008; Dallas 2009; N.Y. Jets 2009;
 St. Louis 2010; Dallas 2011
 Washington, Dave, E, Denver 1968
 Watts, Elbert, CB, Green Bay 1986
 Weaver, Charlie, LB, Detroit 1971-81; Washington 1981
 Wehba, Ray, E, Brooklyn 1943; Green Bay 1944
 Wellman, Gary, WR, Houston 1992-94
 West, Pat, B, Cleveland-L.A. Rams 1944-48; Green Bay 1948
 West, Troy, S, Philadelphia 1987
 Wheeler, Chad, T, N.Y. Giants 2017-19; Seattle 2020
 White, Charles, RB, Cleveland 1980-84; L.A. Rams 1985-88
 White, LenDale, RB, Tennessee 2006-09; Denver 2010
 Whitney, Isaac, WR, Oakland 2017; Houston 2019
 Williams, Brian, LB, Green Bay 1995-2000; Detroit 2001-02
 Williams, Damian, WR, Tennessee 2010, 2012-13; Miami 2014; St. Louis 2014
 Williams, Eric, LB, St. Louis 1977-82; L.A. Rams 1982-83; San Diego 1984
 Williams, John, B, Washington 1952-53; San Francisco 1954
 Williams, Kevin, WR, Baltimore 1981
 Williams, Kyle, T, Seattle 2008-09
 Williams, Leonard, DL, N.Y. Jets 2015-19; N.Y. Giants 2019-22
 Williams, Mike, WR, Detroit 2005-06; Oakland 2007; Tennessee 2007; Seattle 2010-11
 Williams, Thomas, LB, Jacksonville 2008; New England 2009; Buffalo 2010;
 Carolina 2010-11
 Willig, Matt, T-G, N.Y. Jets 1993-96; Atlanta 1997; Green Bay 1998; San Francisco
 2000-02; Carolina 2003-04; St. Louis 2005
 Wilson, Ben, RB, L.A. Rams 1963-65; Green Bay 1967
 Winans, Jeff, DT-T-G, Buffalo 1973-75; New Orleans 1976; Oakland 1976; Tampa Bay 1977-78
 Winslow, Bob, E, Brooklyn 1940; Detroit 1940
 Winston, Lloyd, RB, San Francisco 1962-63
 Wojcik, Greg, DT, L.A. Rams 1971; San Diego 1972-73
 Wood, Richard, LB, N.Y. Jets 1975; Tampa Bay 1976-84
 Wood, Willie, DB, Green Bay 1960-71
 Woods, Antwaan, NT, Tennessee 2016; Dallas 2018-20; Indianapolis 2021; Arizona 2022
 Woods, Robert, WR, Buffalo 2013-16; L.A. Rams 2017-21; Tennessee 2022
 Wright, Manuel, DT, Miami 2005; N.Y. Giants 2007
 Wright, Shareece, CB, San Diego 2011-14; San Francisco 2015; Baltimore 2015-16;
 Buffalo 2017; Houston 2018

- Y -

Yary, Ron, T, Minnesota 1968-82; L.A. Rams 1982
 Young, Adrian, LB, Philadelphia 1968-72; Detroit 1972; Chicago 1973
 Young, Charle, TE, Philadelphia 1973-76; L.A. Rams, 1977-79; San Francisco 1980-82;
 Seattle 1983-85

Trojans in Pro Football Hall of Fame

PLAYERS (YRS. LETTERED)	YEAR INDUCT.	POS.	PRO TEAMS
Marcus Allen (1978-79-80-81)	2003	RB	Los Angeles Raiders, 1982-92 Kansas City Chiefs, 1993-97
Red Badgro (1924-25-26)	1981	E	New York Yankees, 1927 New York Giants, 1930-35 Brooklyn Dodgers, 1936
Tony Boselli (1991-92-93-94)	2022	OT	Jacksonville Jaguars, 1995-2001 Houston Texans, 2002
Frank Gifford (1949-50-51)	1977	B	New York Giants, 1952-60, 1962-64
Ronnie Lott (1977-78-79-80)	2000	DB	San Francisco 49ers, 1981-90 Los Angeles Raiders, 1991-92 New York Jets, 1993-94 Kansas City Chiefs, 1995
Bruce Matthews (1980-81-82)	2007	OG-DT-C	Houston Oilers/Tennessee Titans, 1983-2001
Ron Mix (1957-58-59)	1979	OT	San Diego Chargers, 1960-69 Oakland Raiders, 1971
Anthony Munoz (1976-77-78-79)	1998	OT	Cincinnati Bengals, 1980-92
Troy Polamalu (1999-2000-01-02)	2020	S	Pittsburgh Steelers, 2003-14
Junior Seau (1988-89)	2015	LB	San Diego Chargers, 1990-2002 Miami Dolphins, 2003-05 New England Patriots, 2006-09
O.J. Simpson (1967-68)	1985	RB	Buffalo Bills, 1969-77 San Francisco 49ers, 1978-79
Lynn Swann (1971-72-73)	2001	WR	Pittsburgh Steelers, 1974-82
Willie Wood (1957-58-59)	1989	DB	Green Bay Packers, 1960-71
Ron Yary (1965-66-67)	2001	OT	Minnesota Vikings, 1968-82 Los Angeles Rams, 1982
ASSISTANT COACHES (YRS. COACHED)			
Al Davis (1957-59)	1992	Owner	Oakland-Los Angeles Raiders
Joe Gibbs (1969-70)	1996	Coach	Washington Redskins
Mel Hein (1951-65)	1963	C	New York Giants, 1931-45
Don Coryell (1960)	2023	Coach	St. Louis Cardinals, 1973-77 San Diego Chargers, 1978-86





TROJANS IN THE NFL DRAFT

Listing includes NFL drafts from 1936-2023 (which followed the 1935-2022 collegiate seasons). From 1960-1966, both the NFL and AFL had drafts and this listing includes both drafts because the AFL later merged with the NFL. (F) indicates "future selection," based on an old NFL rule prior to 1967 in which a player could be chosen if his class had graduated, even if he hadn't completed his eligibility (he could be drafted after his fourth year and his rights would remain with the team which selected him even if he didn't sign for a year). The AFL held a separate "redshirt" (or futures) draft in 1965-1966 and it is also included in this listing.

First round draft picks are listed in CAPITAL LETTERS. The "overall draft selection" figures were not available for the 1960 AFL draft or the 1965 and 1966 AFL Redshirt drafts, however players are listed in correct order of selection in those years (also, no round-by-round records were available for the 1960 AFL draft). The positions listed are those projected by the pros at the time of selection.

List compiled with the assistance of Beau Riffenburgh, NFL Properties.

Round	Player	Pos.	Team	Overall Draft Selection
1937--1				
10	Gil Kuhn	T	Brooklyn Dodgers	93
1939--4				
10	Ray George	T	Lions	87
14	Bob Hoffman	B	Redskins	128
18	Boyd Morgan	B	Redskins	168
19	Amerigo (Tony) Tonelli	B	Lions	177
(Note: Hoffman's selection was later declared void because he still had eligibility remaining. However, he was picked again by the Redskins in 1940.)				
1940--9				
1	DOYLE NAVE	B	Lions	6
1	GRENNY LANSDELL	B	Giants	10
3	Bill Fisk	E	Lions	21
5	Harry Smith	G	Lions	36
7	Bob Winslow	E	Lions	56
9	Bob Hoffman	B	Redskins	78
11	Howard Stoecker	T	Redskins	98
12	Phil Gaspar	T	Packers	109
13	Ambrose Schindler	B	Packers	119
1941--4				
7	Al Krueger	E	Redskins	60
9	Ben Sohn	G	Giants	76
11	Bobby Peoples	B	Giants	96
12	Jack Banta	B	Redskins	110
1942--2				
1	BOBBY ROBERTSON	B	Brooklyn Dodgers	7
10	Bob deLauer	T	Cleveland Rams	82
1943--3				
9	Norm Verry	T	Packers	78
17	Ron Thomas	G	Packers	158
20	Bill Bledsoe	E	Brooklyn Dodgers	183
1944--12				
3	Ralph Heywood	E	Lions	19
3	Earl Audet	T	Redskins	23
6	Mickey McCardle	B	Packers	49
8	Bob Musick	B	Boston Yanks	76
12	Earl Parsons	B	Eagles	118
16	Doug Essick	E	Brooklyn Tigers	155
16	John Aguirre	T	Cleveland Rams	163
18	Don Willer	T	Brooklyn Tigers	177
19	Howard Callanan	B	Brooklyn Tigers	188
20	Paul Taylor	B	Bears	205
23	Dick Jamison	T	Bears	238
25	Dick Manning	B	Brooklyn Tigers	254
1945--9				
1	JIM HARDY	QB	Redskins	8
15	Eddie Saenz	B	Redskins	150
18	Quenton Klenk	T	Eagles	184
23	Wally Crittenden	B	Brooklyn Tigers	232
25	Jerry Whitney	B	Brooklyn Tigers	255
27	Hal Finney	B	Brooklyn Tigers	275
28	Pat West	B	Cleveland Rams	290
28	Milford Dreblow	B	Redskins	292
30	Joe Wolf	C	Giants	317
1946--10				
1	LED RIGGS	B	Eagles	7
3	Gordon Gray	E	Eagles	23
6	John Ferraro	T	Packers	46
7	Bob Hendren	T	Redskins	59
8	George Callanan	B	Redskins	69
15	Harry Adelman	E	Redskins	139
18	Bob Morris	B	Giants	165
19	Joe Bradford	C	Packers	176
21	John Pehar	T	Redskins	199
29	Jay Perrin	T	LA Rams	280

1947--4				
5	Gordon Gray	B	LA Rams	33
6	Mike Garzoni	G	Redskins	39
16	Jim Callanan	E	Packers	141
17	Don Hardy	E	LA Rams	153
1948--5				
9	Don Doll	B	Lions	67
10	Paul Cleary	E	Lions	77
21	Dean Dill	B	Lions	187
24	Walt McCormick	C	Giants	216
28	George Schutte	T	Lions	257
1949--4				
13	Ed Henke	T	Redskins	128
20	Ollie Fletcher	E	Redskins	198
21	Lou Futrell	B	Eagles	211
22	John Kordich	B	Packers	214
1950--7				
11	Jay Roundy	B	Rams	137
12	Don Burke	B	49ers	153
20	Jack Nix	E	49ers	257
23	Jim Bird	T	Rams	298
26	Jim Powers	B	49ers	335
27	Bill Martin	B	Eagles	352
30	Bob Stillwell	E	49ers	387
1951--5				
10	Paul Salata	E	Steelers	118
11	Bill Jessup	E	49ers	126
13	Volney Peters	T	Chicago Cardinals	151
16	Hal Hatfield	E	Eagles	188
26	Johnny Williams	B	Redskins	304
1952--5				
FRANK GIFFORD				
1	Pat Cannamela	B	Giants	11
11	Pat Cannamela	G	Dallas Texans	122
16	Bob Hooks	E	Rams	193
17	Al Baldock	E	49ers	201
22	Dean Schneider	B	New York Yanks	254
1953--15				
1	AL CARMICHAEL	B	Packers	7
2	Jim Psaltis	B	Chicago Cardinals	15
2	Rudy Bukich	QB	Rams	24
4	Charlie Ane	T	Lions	49
5	Bob Van Doren	E	Browns	59
6	Jim Sears	B	Colts	62
6	Bob Peviani	G	Giants	69
12	Elmer Willhoite	G	Browns	143
22	Ed Pucci	G	Redskins	256
26	Walt Ashcraft	T	Redskins	304
26	George Bozanic	B	Packers	307
27	Lou Welsh	C	Rams	324
28	Bob Buckley	B	Redskins	328
29	Don Stillwell	E	49ers	345
30	Al Barry	G	Packers	355
1954--6				
3	George Timberlake	G	Packers	27
3	Tom Nickoloff	E	Rams	32
7	Charley Weeks	T	Rams	82
11	John Skocko	E	49ers	131
16	Des Koch	B	Packers	183
30	Jim Gibson	T	Giants	353
1955--7				
2	Lindon Crow	B	Chicago Cardinals	14
4	Ed Fouch	T	Rams	43
5	Mario DaRe	T	Chicago Cardinals	50
5	Aramis Dandoy	B	Browns	61
7	Frank Clayton	B	Rams	79
25	Frank Pavich	G	Eagles	297
29	Bing Bordier	E	Redskins	340
1956--3				
2	Leon Clarke	E	Rams	14
7	Chuck Griffith	E	Browns	85
9	Gordy Duvall	B	Packers	104
1957--5				
1	JON ARNETT	B	Rams	2
5	Karl Rubke	C	49ers	56
5	Dick Enright	G	Rams	57
8	George Belotti	C	Packers	87
27	Frank Hall	B	Eagles	314
1958--7				
6	Henry Schmidt	T	49ers	71
9	Mike Henry	T	Steelers	100
14	C.R. Roberts	B	Giants	166
17	Walt Gurasich	G	Lions	205
19	Dick Dorsey	E	Rams	224
26	Hillard Hill	E	49ers	311
27	Dick Bronson	T	Giants	321



1959--3				
4	Monte Clark	T	49ers	41
18	John Seinturier	T	Steelers	211
26	Joe Chuha	C	Chicago Cardinals	303
1960 NFL--5				
1	RON MIX	T	Colts	10
6	Al Bansavage	G	Colts	71
7	John Wilkins	T	Eagles	81
17	Jim Hanna	E	Bears	201
20	Angelo Coia	HB	Bears	237
1960 AFL--8				
1	Ron Mix	T	Patriots	
2	Jim Conroy	FB	Bills	
	Jim Hanna	E	Bills	
	Clark Holden	HB	Dallas Texans	
	John Wilkins	T	Broncos	
2	Don Mattson	T	Oilers	
	Al Bansavage	G	Minneapolis	
	Angelo Coia	HB	New York Titans	
1961 NFL--5				
1	MARLIN McKEEVER	LB	Rams	4
4	Dan Ficca	G	Eagles	53
10	Luther Hayes	E	Eagles	140
13	Mike McKeever	LB	Rams	172
19	Ben Charles	QB	Bears	257
1961 AFL--4				
3	Marlin McKeever	E-LB	Chargers	23
27	Luther Hayes	E	Chargers	215
29	Dan Ficca	T	Chargers	231
30	Mike McKeever	G	Chargers	240
1962 NFL--4				
3	Jim Bates	E	Bears	32
5 (F)	Ben Wilson	FB	Rams	68
6	Mike Bundra	T	Lions	80
12	Marv Marinovich	T	Rams	156
1962 AFL--4				
6	Frank Buncom	LB	Chargers	48
14	Jim Bates	HB-E	Chargers	112
28 (F)	Marv Marinovich	T	Raiders	217
28 (F)	Ben Wilson	FB	Chargers	224
34 (F)	Ben Charles	QB	Bills	268
1963 NFL--2				
10	Bill Nelsen	QB	Steelers	136
15 (F)	Lynn Reade	T	Browns	205
1964 NFL--4				
1	PETE BEATHARD	QB	Lions	5
2	Hal Bedsole	E	Vikings	19
3	Willie Brown	B	Rams	32
18 (F)	Theo Viltz	DB	Cowboys	241
1964 AFL--5				
1	PETE BEATHARD	QB	Chiefs	2
5	Gary Kirner	T	Chargers	40
6	Willie Brown	B	Chargers	48
8	Hal Bedsole	E	Chiefs	58
15 (F)	Mike Giers	T	Raiders	119
1965 NFL--6				
4	Fred Hill	E	Eagles	48
4	Bob Svihus	T	Cowboys	53
11 (F)	John Thomas	E	Vikings	148
15	Mike Giers	T	Giants	197
17 (F)	Ed Blecksmith	B	Rams	233
20	Craig Fertig	QB	Steelers	270
1965 AFL--2				
3	Bob Svihus	T	Raiders	19
16	Fred Hill	E	Raiders	123
1965 AFL Redshirt--1				
5 (F)	John Thomas	E	Chiefs	37
1966 NFL--7				
2	Mike Garrett	HB	Rams	18
4 (F)	Rod Sherman	FL	Colts	54
10	Jeff Smith	LB	Giants	151
13 (F)	Ed King	LB	Packers	198
14 (F)	Denis Moore	T	Lions	211
19 (F)	Homer Williams	FL	Rams	277
19	Dave Moton	E	Packers	288
1966 AFL--1				
20	Mike Garrett	HB	Chiefs	178
1966 AFL Redshirt--3				
1 (F)	ROD SHERMAN	FL	Raiders	7
9 (F)	Ed King	LB	Bills	81
11 (F)	Denis Moore	T	Chiefs	96
1967--5				
4	Ray May	LB	Steelers	89
5	Don McCall	HB	Saints	108
5	Nate Shaw	DB	Rams	122
10	Jerry Hayhoe	G	Lions	245
13	Jim Homan	G	Steelers	324

1968--11				
1	RON YARY	T	Vikings	1
1	MIKE TAYLOR	T	Steelers	10
1	TIM ROSSDOVICH	DE	Eagles	14
1	MIKE HULL	RB	Bears	16
1	EARL McCULLOUGH	E	Lions	24
3	Adrian Young	LB	Eagles	68
4	Dennis Crane	DT	Redskins	94
4	Gary Magner	OT	Jets	101
11	Ralph Oliver	LB	Raiders	298
17	Steve Grady	RB	Broncos	438
17	Jim Ferguson	LB	Saints	439
1969--8				
1	O.J. SIMPSON	RB	Bills	1
1	BOB KLEIN	TE	Rams	21
5	Bill Hayhoe	DT	Packers	116
6	Bob Miller	TE	Saints	138
8	Jim Lawrence	FL	Saints	189
12	Jack O'Malley	T	49ers	302
12	Mike Battle	QB	Jets	311
13	Wilson Bowie	RB	Lions	320
1970--9				
1	AL COWLINGS	DE	Bills	5
1	SID SMITH	T	Chiefs	26
5	Gary McArthur	T	49ers	113
6	Sandy Durko	DB	Bengals	138
6	Tony Terry	DT	Lions	149
7	Gary Orcutt	WR	Falcons	169
8	Mike Holmgren	QB	Cardinals	201
13	Jim Gunn	DB	Bears	314
17	Don Crenshaw	DB	Rams	438
1971--10				
1	MARV MONTGOMERY	T	Broncos	12
1	TODDY SMITH	DE	Cowboys	25
2	Charlie Weaver	LB	Lions	48
3	Sam Dickerson	WR	49ers	55
4	Gerry Mullins	TE	Steelers	86
4	Clarence Davis	RB	Raiders	97
6	Greg Slough	LB	Raiders	149
6	Herman Franklin	WR	Lions	152
7	Bob Chandler	WR	Bills	160
14	Charles Evans	RB	Giants	356
1972--6				
2	Willie Hall	LB	Saints	31
2	John Vella	T	Raiders	43
7	Alonzo Thomas	DB	Raiders	176
17	Lou Harris	RB	Broncos	420
17	Kent Carter	LB	Cardinals	422
17	Bill Holland	RB	Falcons	431
1973--10				
1	CHARLIE YOUNG	TE	Eagles	6
1	SAM CUNNINGHAM	RB	Patriots	11
1	PETE ADAMS	T	Browns	22
2	Jeff Winans	DT	Bills	32
4	Allen Gallaher	T	Patriots	82
5	Edesel Garrison	WR	Oilers	105
7	John Grant	DE	Broncos	166
8	Mike Rae	QB	Raiders	205
9	Karl Lorch	DE	Dolphins	234
17	Michael Ryan	G	Raiders	439
1974--9				
1	LYNN SWANN	WR	Steelers	21
1	STEVE RILEY	T	Vikings	25
4	Rod McNeill	RB	Saints	88
6	Booker Brown	G	Oilers	154
8	Monte Doris	LB	Packers	194
9	Manfred Moore	RB	49ers	216
12	James Sims	DB	Giants	288
12	Artimus Parker	DB	Eagles	297
15	Charles Anthony	LB	Chargers	366
1975--14				
2	Anthony Davis	RB	Jets	37
2	Charles Phillips	DB	Raiders	45
2	Bill Bain	G	Packers	47
2	Art Riley	DT	Vikings	52
3	Richard Wood	LB	Jets	68
4	Allen Carter	RB	Patriots	86
7	Jim Obradovich	TE	Giants	158
7	Pat Haden	QB	Rams	176
10	Otha Bradley	DT	Chargers	242
11	Marvin Cobb	DB	Bengals	276
13	Dale Mitchell	LB	49ers	322
16	Steve Knutson	T	Falcons	393
16	Johnny McKay	WR	Browns	394
16	Bob McCaffrey	C	Packers	400
1976--4				
3	Danny Reece	DB	Bengals	69
8	Joe Davis	G	Jets	211
12	Melvin Jackson	G	Packers	328
16	Doug Hogan	DB	Raiders	454

TROJANS IN THE NFL DRAFT

1977--14

1	RICKY BELL	RB	Buccaneers	1
1	MARVIN POWELL	T	Jets	4
1	GARY JETER	DT	Giants	5
2	Dave Lewis	LB	Buccaneers	29
5	Shelton Diggs	WR	Falcons	120
5	Donnie Hickman	G	Rams	130
6	Vince Evans	QB	Bears	140
6	Mike Burns	DB	49ers	141
7	Kenny Randle	WR	Browns	173
7	Ron Bush	DB	Chargers	181
8	Eric Williams	LB	Cardinals	216
8	Clint Strozier	DB	Vikings	222
11	Dave Farmer	RB	Falcons	287
12	Rod Martin	LB	Raiders	317

1978--9

1	CLAY MATTHEWS	LB	Browns	12
2	Bill Gay	TE	Broncos	55
5	Rob Hertel	QB	Bengals	131
7	Ricky Odom	DB	Chiefs	168
7	Mario Celotto	LB	Bills	171
8	Mosi Tatupu	RB	Patriots	215
11	Walt Underwood	DE	Bears	298
11	Dennis Thurman	DB	Cowboys	306
12	John Schuhmacher	G	Oilers	322

[Note: Rod Connors was chosen in the 1978 NFL supplemental draft by the 49ers.]

1979--8

2	Pat Howell	G	Falcons	49
4	Lynn Cain	RB	Falcons	100
4	Calvin Sweeney	WR	Steelers	110
5	Larry Braziel	DB	Colts	115
5	Rich Dimler	DT	Browns	124
6	Tim Lavender	DB	Cowboys	155
8	Carter Hartwig	DB	Oilers	214
9	Garry Cobb	LB	Cowboys	247

1980--9

1	ANTHONY MUNOZ	T	Bengals	3
1	BRAD BUDDÉ	G	Chiefs	11
1	CHARLES WHITE	RB	Browns	27
2	Larry McGrew	LB	Patriots	45
3	Myron Lapka	DT	Giants	64
4	Raymond Butler	WR	Colts	88
4	Dennis Johnson	LB	Vikings	92
4	Paul McDonald	QB	Browns	109
6	Chris Foote	C	Colts	144

[Note: Billy Mullins was chosen in the 1980 NFL supplemental draft by the Chargers.]

1981--9

1	RONNIE LOTT	DB	49ers	8
1	KEITH VAN HORNE	T	Bears	11
1	DENNIS SMITH	DB	Broncos	15
3	Hoby Brenner	TE	Saints	71
7	Kevin Williams	WR	Saints	167
7	Jeff Fisher	DB	Bears	177
7	Steve Busick	LB	Broncos	181
9	James Hunter	TE	Steelers	239
12	Eric Scoggins	LB	Colts	315

1982--5

1	CHIP BANKS	LB	Browns	3
1	MARCUS ALLEN	RB	Raiders	10
1	ROY FOSTER	OG	Dolphins	24
9	Dennis Edwards	DT	Bills	245
10	Joe Turner	DB	Bears	257

1983--11

1	BRUCE MATTHEWS	OG	Oilers	9
1	JOEY BROWNER	DB	Vikings	19
1	DON MOSEBAR	OT	Raiders	26
3	George Achica	NG	Colts	57
4	August Curley	LB	Lions	94
4	Kelly Thomas	OT	Buccaneers	99
5	Riki Gray	LB	49ers	117
5	Byron Darby	LB	Eagles	120
7	Jeff Simmons	WR	Rams	171
8	Troy West	DB	Rams	200
12	John Harvey	DT	Packers	327

1984--4

2	Keith Browner	LB	Buccaneers	30
3	Fred Cornwall	TE	Cowboys	81
6	Tony Slaton	C	Bills	155
11	Michael Harper	RB	Rams	293

[Note: Malcolm Moore was chosen in the 1984 NFL supplemental draft by the Cowboys.]

1985--5

1	DUANE BICKETT	LB	Colts	5
1	KEN RUETTIGERS	OT	Packers	7
3	Jack Del Rio	LB	Saints	68
5	Brian Luft	DT	Jets	124
9	Mark Boyer	TE	Colts	229

1986--9

1	JAMES FITZPATRICK	OT	Chargers	13
5	Matt Koart	OT	Packers	125
5	Matt Johnson	DB	Chargers	133
5	Tony Colorito	NT	Broncos	134
9	Brent Moore	DT	Packers	236
9	Elbert Watts	DB	Rams	243
9	Zeph Lee	RB	Raiders	246
10	Joe Cormier	TE	Vikings	259
10	Garrett Breeland	LB	Rams	273

1987--4

2	Tim McDonald	DB	Cardinals	34
2	Jeff Bregel	OG	49ers	37
2	Louis Brock	DB	Chargers	53
8	Ron Brown	LB	Chargers	204

1988--2

1	DAVE CADIGAN	OT	Jets	8
2	Marcus Cotton	LB	Falcons	28

1989--5

4	Erik Affholter	WR	Redskins	110
6	Rodney Peete	QB	Lions	141
7	Chris Hale	DB	Bills	193
8	Paul Green	TE	Broncos	208
12	Derrell Marshall	OT	Bills	332

1990--10

1	JUNIOR SEAU	LB	Chargers	5
1	MARK CARRIER	DB	Bears	6
2	Dan Owens	DE	Lions	35
3	Tim Ryan	OT	Bears	61
4	Bill Schultz	DT	Colts	94
5	Leroy Holt	FB	Dolphins	137
7	Scott Galbraith	TE	Browns	178
7	Aaron Emanuel	TB	Giants	191
8	Brad Leggett	C	Broncos	219
10	Ernest Spears	DB	Saints	267

[Note: Seau and Carrier were selected as juniors.]

1991--8

1	PAT HARLOW	OT	Patriots	11
1	TODD MARINOVICH	QB	Raiders	24
3	Ricky Ervins	TB	Redskins	76
5	Gary Wellman	WR	Oilers	129
7	Mark Tucker	C	Falcons	186
9	Don Gibson	NT	Broncos	227
10	Pat O'Hara	QB	Buccaneers	260
11	Scott Ross	LB	Saints	293

[Note: Marinovich was selected as a redshirt sophomore.]

1992--5

2	Kurt Barber	LB	Jets	42
7	Calvin Holmes	DB	Redskins	196
8	Scott Lockwood	RB	Patriots	204
10	Raoul Spears	RB	Dolphins	267
11	Mazio Royster	RB	Buccaneers	284

[Note: Royster was selected as a junior.]

1993--3

1	CURTIS CONWAY	WR	Bears	7
4	Travis Hannah	WR	Oilers	102
8	Lamont Hollinquest	LB	Redskins	212

[Note: Conway was selected as a junior.]

1994--4

1	WILLIE MCGINEST	DE	Patriots	4
1	JOHNNIE MORTON	WR	Lions	21
2	Jason Sehorn	DB	Giants	59
4	Bradford Banta	TE	Colts	106

1995--6

1	TONY BOSELLI	OT	Jaguars	2
3	Brian Williams	LB	Packers	73
4	Rob Johnson	QB	Jaguars	99
5	Edward Hervey	WR	Cowboys	166
6	Jeff Kopp	LB	Dolphins	194
7	Cole Ford	PK	Steelers	247

1996--6

1	KEYSHAWN JOHNSON	WR	Jets	1
1	JOHN MICHELS	T	Packers	27
2	Israel Ifeanyi	DE	49ers	46
3	Johnny McWilliams	TE	Cardinals	64
4	Norberto Garrido	T	Panthers	106
7	Kyle Wachholtz	QB	Packers	240

1997--4

1	DARRELL RUSSELL	DT	Raiders	2
2	John Allred	TE	Bears	38
7	Matt Keneley	DT	Giants	208
7	Chris Miller	WR	Packers	213

[Note: Russell was selected as a junior.]

1998--1

2	Brian Kelly	DB	Buccaneers	45
---	-------------	----	------------	----



1999--5				
1	CHRIS CLAIBORNE	LB	Lions	9
3	Daylon McCutcheon	DB	Browns	62
4	Larry Parker	WR	Chiefs	108
6	Rashard Cook	DB	Bears	184
7	Billy Miller	WR	Broncos	218

(Note: Claiborne was selected as a junior.)

2000--5				
1	R. JAY SOWARD	WR	Jaguars	29
2	Travis Claridge	OT	Falcons	37
5	Windrell Hayes	WR	Jets	143
5	Chad Morton	RB	Saints	166
6	David Gibson	DB	Buccaneers	193

2001--3				
4	Markus Steele	LB	Cowboys	122
5	Zeke Moreno	LB	Chargers	139
7	Ennis Davis	OT	Saints	221

2002--2				
3	Kris Richard	DB	Seahawks	85
6	Chris Cash	DB	Lions	175

2003--5				
1	CARSON PALMER	QB	Bengals	1
1	TROY POLAMALU	DB	Steelers	16
3	Justin Fargas	RB	Raiders	96
6	Kareem Kelly	WR	Saints	203
7	Malaefou MacKenzie	RB	Jaguars	218

2004--4				
1	KENECHI UDEZE	DE	Vikings	20
2	Jacob Rogers	OT	Cowboys	52
2	Keary Colbert	WR	Panthers	62
4	Will Poole	DB	Dolphins	102

(Note: Udeze was selected as a junior; also, Mike Williams applied for the draft as a second-year sophomore based on a court ruling, but was not selected because of a stay on that ruling.)

2005--5				
1	MIKE WILLIAMS	WR	Lions	10
1	MIKE PATTERSON	DT	Eagles	31
2	Shaun Cody	DT	Lions	37
2	Lofa Tatupu	LB	Seahawks	45
7	Matt Cassel	QB	Patriots	230

(Note: Williams and Tatupu were selected as juniors; Williams sat out 2004 season while not NCAA eligible after signing with an agent; Manuel Wright was a fifth round selection by the Dolphins in the 2005 NFL supplemental draft as a sophomore.)

2006--11				
1	REGGIE BUSH	TB	Saints	2
1	MATT LEINART	QB	Cardinals	10
2	Winston Justice	OT	Eagles	39
2	Taitusi Lutui	OG	Cardinals	41
2	LenDale White	TB	Titans	45
3	Frostee Rucker	DE	Bengals	91
3	Dominique Byrd	TE	Rams	93
4	Darnell Bing	DB	Raiders	101
5	David Kirtman	FB	Seahawks	163
6	LaJuan Ramsey	DT	Eagles	204
7	Fred Matua	OG	Lions	217

(Note: Bush, Justice, White, Bing and Matua were selected as juniors.)

2007--5				
2	Dwayne Jarrett	WR	Panthers	45
2	Steve Smith	WR	Giants	51
2	Ryan Kalil	C	Panthers	59
5	Dallas Sartz	LB	Redskins	143
7	Oscar Lua	LB	Patriots	211

(Note: Jarrett was selected as a junior.)

2008--10				
1	SEDRICK ELLIS	DT	Saints	7
1	KEITH RIVERS	LB	Bengals	9
1	SAM BAKER	OT	Falcons	21
1	LAWRENCE JACKSON	DE	Seahawks	28
2	Chilo Rachal	OG	49ers	39
2	Fred Davis	TE	Redskins	48
2	Terrell Thomas	CB	Giants	63
5	John David Booty	QB	Vikings	137
5	Thomas Williams	LB	Jaguars	155
7	Chauncey Washington	TB	Jaguars	213

(Note: Rachal was selected as a junior.)

2009--11				
1	MARK SANCHEZ	QB	Jets	5
1	BRIAN CUSHING	LB	Texans	15
1	CLAY MATTHEWS	LB	Packers	26
2	Rey Maulaluga	LB	Bengals	38
2	Fili Moala	DT	Colts	56
3	Patrick Turner	WR	Dolphins	87
4	Kaluka Maiava	LB	Browns	104
4	Kyle Moore	DE	Buccaneers	117
5	David Buehler	PK	Cowboys	172
6	Cary Harris	CB	Bills	183
6	Kevin Ellison	S	Chargers	189

(Note: Sanchez was selected as a junior.)

2010--7				
2	Taylor Mays	S	49ers	49
2	Charles Brown	OT	Saints	64
3	Damian Williams	WR	Titans	77
3	Kevin Thomas	CB	Colts	94
4	Everson Griffen	DE	Vikings	100
4	Joe McKnight	TB	Jets	112
6	Anthony McCoy	TE	Seahawks	185

(Note: Williams, Griffen and McKnight were selected as juniors.)

2011--9				
1	TYRON SMITH	OT	Cowboys	9
3	Jurrell Casey	DT	Titans	77
3	Shareece Wright	CB	Chargers	89
4	Jordan Cameron	TE	Browns	102
6	Ronald Johnson	WR	49ers	182
6	Allen Bradford	RB	Buccaneers	187
7	Stanley Havili	RB	Eagles	240
7	David Ausberry	WR	Raiders	241
7	Malcolm Smith	LB	Seahawks	242

(Note: T. Smith and Casey were selected as juniors.)

2012--3				
1	MATT KALIL	OT	Vikings	4
1	NICK PERRY	DE	Packers	28
4	Rhett Ellison	FB	Vikings	128

(Note: Kalil and Perry were selected as juniors.)

2013--4				
2	Robert Woods	WR	Bills	41
3	T.J. McDonald	S	Rams	71
4	Matt Barkley	QB	Eagles	98
4	Khaled Holmes	C	Colts	121

(Note: Woods was selected as a junior.)

2014--3				
2	Marqise Lee	WR	Jaguars	39
3	Marcus Martin	C	49ers	70
5	Devon Kennard	LB	Giants	174

(Note: Lee and Martin were selected as juniors.)

2015--6				
1	LEONARD WILLIAMS	DE	Jets	6
1	NELSON AGHOLOR	WR	Eagles	20
4	Josh Shaw	S	Bengals	120
4	Javorius Allen	RB	Ravens	125
6	Randall Telfer	TE	Browns	198
7	Hayes Pullard	LB	Browns	219

(Note: Williams, Agholor and Allen were selected as juniors.)

2016--4				
2	Su'a Cravens	OLB	Redskins	53
3	Max Tuerk	C	Chargers	66
3	Cody Kessler	QB	Browns	93
6	Kevon Seymour	CB	Bills	218

(Note: Cravens was selected as a junior.)

2017--5				
1	ADOREE' JACKSON	CB	Titans	18
2	JuJu Smith-Schuster	WR	Steelers	62
4	Zach Banner	OT	Colts	137
6	Leon McQuay III	S	Chiefs	218
7	Stevie Tu'ikolovatu	DT	Buccaneers	223

(Note: Jackson and Smith-Schuster were selected as juniors.)

2018--4				
1	SAM DARNOLD	QB	Jets	3
2	Ronald Jones II	RB	Buccaneers	38
2	Uchenna Nwosu	LB	Chargers	48
3	Rasheem Green	DE	Seahawks	79

(Note: Darnold was selected as a redshirt sophomore, Jones and Green were selected as juniors.)

2019--4				
3	Chuma Edoga	OT	Jets	92
4	Iman Marshall	CB	Ravens	127
5	Marvell Tell III	S	Colts	144
5	Cameron Smith	ILB	Vikings	162

2020--2				
1	AUSTIN JACKSON	OT	Dolphins	18
2	Michael Pittman Jr.	WR	Colts	34

(Note: Jackson was selected as a junior.)

2021--5				
1	ALIYAH VERA-TUCKER	OG	Jets	14
4	Jay Tufele	DT	Jaguars	106
4	Amon-Ra St. Brown	WR	Lions	112
5	Talanoa Hufanga	S	49ers	180
6	Marlon Tuipulotu	OT	Eagles	189

(Note: Vera-Tucker, Tufele, St. Brown, Hufanga and Tuipulotu were selected as juniors.)

2022--3				
1	DRAKE LONDON	WR	Falcons	8
2	Drake Jackson	OLB	49ers	61
6	Keaontay Ingram	RB	Cardinals	201

(Note: London and Jackson were selected as juniors.)



TROJANS IN THE NFL DRAFT

2023--4

1	JORDAN ADDISON	WR	Vikings	23
2	Tuli Tuipulotu	OL	Chargers	54
3	Mekhi Blackmon	CB	Vikings	102
7	Andrew Vorhees	OG	Ravens	229

(Note: Addison and Tuipulotu were selected as juniors.)



Trojans in the Super Bowl

1967 (I)	Willie Wood (Green Bay) Mike Garrett (Kansas City) Pete Beathard (Kan. City)	1990 (XXIV)	Ronnie Lott (San Francisco) Dennis Smith (Denver) Paul Green (Denver)
1968 (II)	Willie Wood (Green Bay) Ben Wilson (Green Bay) Rod Sherman (Oakland) Bob Svihus (Oakland)	1991 (XXV)	Lawrence McGrew (NY Giants)
1969 (III)	None	1992 (XXVI)	Ricky Ervins (Washington) Chris Hale (Buffalo)
1970 (IV)	Mike Garrett (Kansas City) Ron Yary (Minnesota) Jim Vellone (Minnesota)	1993 (XXVII)	Chris Hale (Buffalo)
1971 (V)	Ray May (Baltimore)	1994 (XXVIII)	Scott Galbraith (Dallas)
1972 (VI)	Tody Smith (Dallas)	1995 (XXIX)	Derrick Deese (San Fran.) Tim McDonald (San Fran.) Junior Seau (San Diego)
1973 (VII)	Mike Hull (Washington)	1996 (XXX)	Edward Hervey (Dallas)
1974 (VIII)	Ron Yary (Minnesota)	1997 (XXXI)	John Michels (Green Bay) Brian Williams (Green Bay) Lamont Hollinquest (G. Bay)
1975 (IX)	Ron Yary (Minnesota) Steve Riley (Minnesota) Lynn Swann (Pittsburgh) Gerry Mullins (Pittsburgh)	1998 (XXXII)	Willie McGinest (New Eng.) John Michels (Green Bay) Brian Williams (Green Bay) Lamont Hollinquest (G. Bay)
1976 (X)	Lynn Swann (Pittsburgh), <i>Most Valuable Player</i> Gerry Mullins (Pittsburgh)	1999 (XXXIII)	None
1977 (XI)	Clarence Davis (Oakland) Willie Hall (Oakland) Manfred Moore (Oakland) Charles Phillips (Oakland) Mike Rae (Oakland) Alonzo Thomas (Oakland) John Vella (Oakland) Steve Riley (Minnesota) Ron Yary (Minnesota)	2000 (XXXIV)	Bruce Matthews (Tenn.) Matt Willig (St. Louis)
1978 (XII)	John Grant (Denver)	2001 (XXXV)	Jason Sehorn (N.Y. Giants)
1979 (XIII)	Gerry Mullins (Pittsburgh) Lynn Swann (Pittsburgh) Dennis Thurman (Dallas) Gerry Mullins (Pittsburgh) Lynn Swann (Pittsburgh)	2002 (XXXVI)	Willie McGinest (New Eng.)
1980 (XIV)	Bill Bain (L.A. Rams) Charle Young (L.A. Rams)	2003 (XXXVII)	Keyshawn Johnson (T. Bay) Brian Kelly (Tampa Bay) Rob Johnson (Tampa Bay)
1981 (XV)	Mario Celotto (Oakland) Bob Chandler (Oakland) Rod Martin (Oakland) Rob Hertel (Philadelphia) Charle Young (San Fran.) Ronnie Lott (San Francisco) Anthony Munoz (Cin.)	2004 (XXXVIII)	Rodney Peete (Carolina) Matt Willig (Carolina) Willie McGinest (New Eng.) Willie McGinest (New Eng.) Troy Polamalu (Pittsburgh) Lofa Tatupu (Seattle)
1982 (XVI)	Roy Foster (Miami)	2005 (XXXIX)	None
1983 (XVII)	Marcus Allen (L.A. Raiders), <i>Most Valuable Player</i>	2006 (XL)	Matt Cassel (New England) Junior Seau (New England) Steve Smith (N.Y. Giants)
1984 (XVIII)	Rod Martin (L.A. Raiders) Don Mosebar (L.A. Raiders)	2007 (XLI)	Manuel Wright (N.Y. Giants)
1985 (XIX)	Riki (Gray) Ellison (San Fran.) Ronnie Lott (San Francisco) Roy Foster (Miami)	2008 (XLII)	Troy Polamalu (Pittsburgh) Matt Leinart (Arizona) Taitusi Lutui (Arizona)
1986 (XX)	Keith Van Horne (Chicago) Mosi Tatupu (New England) Larry McGrew (New Eng.)	2009 (XLIII)	Reggie Bush (New Orleans) Sedrick Ellis (New Orleans) Fili Moala (Indianapolis)
1987 (XXI)	Tony Colorito (Denver) Dennis Smith (Denver) Dennis Smith (Denver)	2010 (XLIV)	Clay Matthews (Green Bay) Troy Polamalu (Pittsburgh)
1988 (XXII)	Anthony Munoz (Cincinnati)	2011 (XLV)	None
1989 (XXIII)	Ronnie Lott (San Francisco) Riki (Gray) Ellison (San Fran.)	2012 (XLVI)	Roy Foster (Miami)
		2013 (XLVII)	None
		2014 (XLVIII)	Michael Morgan (Seattle) Malcolm Smith (Seattle), <i>Most Valuable Player</i>
		2015 (XLIX)	Winston Justice (Denver) Michael Morgan (Seattle) Malcolm Smith (Seattle) Ryan Kalil (Panthers)
		2016 (50)	None
		2017 (LI)	Nelson Agholor (Eagles)
		2018 (LII)	Robert Woods (Rams)
		2019 (LIII)	Nickell Robey-Coleman (Rams) Justin Davis (Rams)
		2020 (LV)	None
		2021 (LV)	Ronald Jones II (Tampa Bay)
		2022 (LVI)	None
		2023 (LVII)	Ronald Jones (Kansas City) JuJu Smith-Schuster (Kan. City)



CLAY MATTHEWS



CLAY MATTHEWS



BRIAN CUSHING




REY MAUALUGA



DARNELL BING



NELSON AGHOLOR



PAT CANNAMELA



MATT KALIL



TAYLOR MAYS



DWAYNE JARRETT



T.J. McDONALD



TAITUSI LUTUI





TROJAN TRIVIA

AFTER TIES – USC is 36-14-4 in games immediately following a tie. The Trojans have won the last 13 contests they played after a tie, dating to 1968.

ARTIFICIAL TURF – USC is 49-35-1 in its last 85 games on artificial turf (not including 3 wins vacated due to NCAA penalty; original record: 52-35-1).

AUGUST RECORD – USC has an 9-2 (.818) all-time record while playing in the month of August.

BIG TEN COMPETITION – USC has won 35 of its last 46 games (and 42 of its last 54) against Big Ten foes. USC has twice played 3 consecutive games against Big Ten teams: Northwestern in the 1996 Rose Bowl, then Penn State and Illinois in 1996, and Indiana in the 1968 Rose Bowl, then Minnesota and Northwestern in 1968. There have been 5 times (1962-68-72-76-89) when USC has faced 3 Big Ten teams during a single season, but not consecutively.

BCS BOWLS – USC made 5 BCS bowl appearances (2003 Orange, 2004 Rose, 2007 Rose, 2008 Rose, 2009 Rose) (not including 2 appearances--2005 Orange and 2006 Rose--vacated by NCAA penalty; original record: an unprecedented 7 consecutive BCS bowl appearances). USC's 5 overall BCS bowl trips tied for seventh most, behind Ohio State's 9, Oklahoma's 9, Florida State's 8, Florida's 7, Virginia Tech's 6 and Alabama's 6 (not including 2 appearances vacated by NCAA penalty; original record: 7 appearances, tied for fourth most; also, 1 Ohio State appearance vacated by NCAA penalty). USC's 5 BCS bowl victories tied with Ohio State for the most of any school (not including 1 win vacated due to NCAA penalty; original record: 6 victories, tied with Ohio State for most; also, 1 Ohio State win vacated by NCAA penalty).

BOUNCE BACK – USC has had back-to-back non-winning seasons just 13 times in its 129-year history, most recently in 2000 and 2001.

CANCELLED/POSTPONED/MOVED/REPLACED OPPONENT/FORFEITED/VACATED GAMES – The 2020 USC-Colorado game was not played because of COVID-19 issues in the Trojan program. USC's only other modern-day in-season game cancellation involved Stanford in 1924. At the Trojans' 1924 game at California on Nov. 1, USC was informed that beginning in 1925 Cal and Stanford would no longer be playing USC. So, USC decided not to wait the year, cancelling its home game the following week (Nov. 8) against Stanford. USC instead hosted--and lost to--St. Mary's that day. As it turned out, Stanford was back on USC's schedule in 1925, and the teams have played every year since then except during the war years of 1943-44-45 (they did not meet in 2020 due to the COVID-19 pandemic). The 1915 Oregon game was moved 2 days later due to rain. The 1963 USC-UCLA game was originally scheduled to be played on Nov. 23 but was postponed a week to Nov. 30 because of the assassination of President John F. Kennedy. USC's 1989 opener against Illinois was originally scheduled to be played in Moscow, USSR, as the Glasnost Bowl, but the site was changed to the Coliseum because of "contract difficulties" with the game's organizers. The 2020 Washington State game was scheduled for Dec. 4 (a Friday), but postponed 2 days to allow for the return of USC players in isolation due to COVID positive tests or in quarantine from contact tracing; the game's start time was adjusted 90 minutes earlier to 4:30 p.m. so it could conclude in time for L.A. County's recently-instituted COVID-19-related 10 p.m. curfew. In the 2020 Pac-12 Championship Game, USC's original opponent Washington was replaced with Oregon due to the Huskies neither having the Pac-12 required minimum 53 scholarship players available for the game nor the minimum number of scholarship players at a position group, in each case as a result of a number of positive football player COVID-19 cases and resulting isolation of additional football players under contact tracing protocols. USC's 2021 game at Cal on Nov. 13 was postponed to Dec. 4 due to COVID-19 issues in the Golden Bears' program. USC's only win by forfeit was over Loyola in 1904, when opposing coaches could not agree on time of halves, so the game was awarded to USC (a game against USC prep students was played instead). USC vacated 2 wins in 2004 and 12 wins and 1 loss in 2005 due to NCAA penalty.

CHRISTMAS – USC has played 6 games on Christmas Day, going 3-3: in 1897 (18-0 loss at San Diego YMCA), 1907 (16-6 loss to Los Angeles High School), 1918 (10-0 win over Redlands), 1924 (20-7 post-season win over Missouri in the Christmas Festival), 1934 (33-7 win at Kamehameha High School Alumni) and 2001 (10-6 loss to Utah in the Las Vegas Bowl).

COACHING DEBUTS – USC is 19-10-1 when playing its first game under a new head coach (this includes each of the 2 coaching stints of both Dean Cromwell and John Robinson, as well as the debuts by interim head coaches Ed Orgeron and Donte Williams and the pair of interim debuts and the fulltime debut by Clay Helton). Six consecutive head coaches--Paul Hackett (1998), Pete Carroll (2001), Lane Kiffin (2010), Orgeron (2013), Helton (2013) and Steve Sarkisian (2014)--each won their coaching debuts. USC had 8 consecutive head coaches win their Coliseum debuts (Larry Smith, John Robinson redux, Hackett, Carroll, Kiffin, Orgeron interim, Sarkisian, Helton interim) before Williams (interim) lost his.

COLD – USC is 14-13-1 in "cold weather" games (where the cold temperature had such an impact on the game that it was mentioned in the media's game recaps). The last time USC played a "cold weather" game was at Notre Dame in 2021 (a 31-16 loss when it was in the low- to mid-40s). The coldest game in USC history: 20 degrees in the snow at Notre Dame in 1957 (a 40-12 loss). The second coldest USC games were 29 degrees at the 1949, 1952 and 1959 Notre Dame road games and the 2013 Colorado road game.

COMEBACKS – USC twice has had seasons with 3 comeback victories in the game's final 2 minutes. The 2020 Trojans did so versus Arizona State (game-winning score with 1:20 to go), Arizona (0:25) and UCLA (0:16). The 1969 Trojans did so versus Stanford (0:00), California (0:57) and UCLA (1:32). According to available records, USC's late comeback wins over Arizona State and Arizona in 2020 were the only time that the Trojans had back-to-back contests with game-winning scores in the final 2 minutes.

DAY HOME GAMES – USC had only 1 home day game in 6 different seasons (1894, 1889, 1906, 2006, 2010, 2019). There were also 2 neutral site

day games in Los Angeles in 1906. In 1901, USC didn't play any home games. Since USC played its first night game at the Coliseum in 1944, there have been only 5 seasons that the Trojans started their season with 2 consecutive home day games (1947-49-51-2001-11, with 1949 starting with 3 in a row).

DECEMBER GAMES – USC has a 44-32-7 (.572) all-time record while playing in the month of December (not including 2 wins vacated due to NCAA penalty; original record: 46-32-7, .582).

DIAMONDS – USC has a 33-18-2 record since 1935 in stadiums in years that they also served as baseball fields. USC's most recent football games in such a stadium were the 2003 and 2005 Orange Bowls in Pro Player Stadium in Miami (beating Iowa and Oklahoma, respectively), 2005, 2010 and 2013 wins over Hawaii in Honolulu's Aloha Stadium (the Trojans also beat Hawaii there in 1978 and 1999 and lost to Auburn in the 1985 Aloha Bowl), a win over Boston College in the 2009 Emerald Bowl in AT&T Park (when both teams were on the same sideline because of the field configuration) and over California in 2011 in AT&T Park (the Bears played there that season while Memorial Stadium in Berkeley was being renovated), although the infield while was covered with some form of grass for those games. (Note: The 2005 Orange Bowl and 2005 Hawaii wins were later vacated due to NCAA penalty.) During 1992 and 1993, USC played 4 games in stadiums with a baseball field: Troy opened 1992 in Jack Murphy Stadium in San Diego (tying San Diego State), then played in Anaheim Stadium in the 1992 Freedom Bowl (loss to Fresno State), 1993 Disneyland Pigskin Classic (loss to North Carolina) and 1993 Freedom Bowl (win over Utah). USC played 3 times in domed stadiums that doubled as baseball venues: beating Washington State in Seattle's Kingdome in 1976, Texas A&M in the 1977 Bluebonnet Bowl in Houston's Astrodome and Houston in the Astrodome in 1996. From 1958 to 1961, the Los Angeles Memorial Coliseum (Troy's home stadium) also was home to the Los Angeles Dodgers (USC was 13-11-1 there in that span). USC played 5 games in Portland's Multnomah Stadium after it was reconfigured to accommodate baseball in 1956, facing Oregon (losses in 1956 and 1958) and Oregon State (wins in 1959 and 1966 and a loss in 1957). USC also beat Army in New York City's Yankee Stadium in 1951 and lost to Navy in Baltimore's Memorial Stadium in 1950. USC posted a pair of 1935 wins in Honolulu Stadium (over Kamehameha High Alumni and Hawaii). In its early days, USC played a number of games on campus at Bovard Field, where the Trojans also played baseball (USC went 45-6-3 there from 1904 to 1923). USC also played several games at venues in Los Angeles that were primarily used for baseball: at Athletic Park (going 0-3-1 from 1895 to 1898), the first Washington Park/Chutes Park (0-1-1 in 1900), the second Washington Park (0-2 in 1915 and 0-1 in 1917) and Prager Park (4-2 in 1903).

DOMES – USC is 3-4 in domed (or closed roof) stadiums, beating Washington State in the Kingdome in 1976, Texas A&M in the 1977 Bluebonnet Bowl in the Astrodome and Houston in the Astrodome in 1996, but losing in AT&T Stadium to Alabama in 2016, Ohio State in the 2017 Cotton Bowl and Tulane in the 2023 Cotton Bowl and in Allegiant Stadium to Utah in the 2022 Pac-12 Championship.

EARLY BIRDS – USC's Aug. 25 opener in 1996 was the earliest its season opened in the modern era. (The earliest USC's season has ended was Nov. 13, 1909.) USC's latest season opener was Dec. 7, 1901 and its latest home opener was Dec. 14, 1918 (USC didn't play any home games in 1900 or 1901).

EARLY ENROLLEES – Eighty-four Trojans graduated a semester early from high school and enrolled at USC in the spring of their prep senior year: Jacob Rogers (1999), Tom Malone and Brandon Hancock (2002), Brandon Ting and Ryan Ting (2003), Fred Davis (2004), Michael Coleman and Kevin Ellison (2005), Antwine Perez (2006), Martin Coleman (2007), Matt Meyer (2008), Matt Barkley (2009), Dillon Baxter and Kyle Prater (2010), Andre Heidari, Cody Kessler, Peter McBride, Soma Vainuku and Max Wittek (2011), Scott Starr and Chad Wheeler (2012), Max Browne, Kenny Bigelow, Su'a Cravens, Justin Davis, Chris Hawkins and Leon McQuay III (2013), Jordan Austin, Jalen Greene, Don Hill and Toa Lobendahn (2014), Chuma Edoga, Roy Hemsley, Cameron Smith and Ricky Town (2015), Oluwole Betiku, Matt Fink, Josh Imatorbhehbe, Liam Jimmons, Michael Pittman Jr., C.J. Pollard and Nathan Smith (2016), Tayler Katoa, Jack Sears, Marlon Tuipulotu and Andrew Vorhees (2017), Justin Dedich, Talanoa Hufanga, Kana'i Mauga, Raymond Scott and Chase Williams (2018), Briton Allen, Ralen Goforth, Drake Jackson, Gino Quonones, Kedon Slovis, Stanley Ta'ufu'ou, Max Williams and Jude Wolfe (2019), Gary Bryant Jr., Joshua Jackson Jr., Parker Lewis and Kobe Pepe (2020), Anthony Beavers Jr., Calen Bullock, Brandon Campbell, Jaxson Dart, Xamarion Gordon, Michael Jackson III, Lake McRee, Miller Moss, Julien Simon and Jay Toia (2021), Domani Jackson (2022) and Zachariah Branch, Maliki Crawford, Tackett Curtis, Sam Greene, Quentin Joyner, Makai Lemon, Malachi Nelson, Elijah Paige, A'Marion Peterson and Christian Pierce (2023). Another Trojan--John David Booty (2003)--is believed to be the first football player to graduate a full year early from high school and enroll at a major Division I-A university; JT Daniels (2018) also did so.

EARLY/LATE KICKOFFS – The 9 a.m. kickoff for the 2020 Washington State game was the earliest for a Trojan home game since at least the early 1950s when complete records are available. A home game versus Loyola in 1891 began at 9:30 a.m. The 8:30 p.m. kickoff for the 2020 game at Utah was USC's latest since Troy welcomed Wisconsin to the Coliseum at 8:30 p.m. in 1955 (USC also hosted Oregon and Texas earlier that season at 8:30 p.m.).

ESPN GAMEDAY – ESPN's popular College GameDay pre-game show has made 10 visits to USC (the Coliseum for the 2004 California and Notre Dame, 2005 UCLA, 2006 Nebraska and Notre Dame, 2008 Ohio State, 2010 Oregon, 2011 Stanford, 2012 Notre Dame games and McCarthy Quad on campus for the 2013 Stanford game). USC is 7-3 in those home games, including 1 win later vacated by NCAA penalty (the losses were to Oregon in 2010, Stanford in 2011 and Notre Dame in 2012). GameDay also has been at 14 USC road/neutral site games (1995 Notre Dame, 2004 Rose Bowl, 2005 Orange Bowl,



2005 Arizona State and Notre Dame, 2006 Rose Bowl, 2007 Rose Bowl, 2007 Nebraska, 2008 Rose Bowl, 2009 Rose Bowl, 2009 Ohio State and Oregon, 2016 Washington and 2017 Rose Bowl). USC is 11-3 in those road/neutral site games, including 2 wins and 1 loss later vacated by NCAA penalty (the losses were to Notre Dame in 1995, Texas in 2006 Rose Bowl and Oregon in 2009). Overall, USC has won 75.0% of the time that GameDay has been on site (18-6, including 3 wins and 1 loss later vacated by NCAA penalty).

5-POINT LOSSES – The 2001 season was the first time that USC lost 5 games all by 5 points or less.

4-POINT GAMES – The 2010 season was the first season that USC had 6 games decided by 4 points or less.

14-GAME SEASON – 2013 was USC's first season playing 14 games (also in 2015, 2017 and 2022). USC has played 13 games in a season 18 times.

FRIDAY GAMES – USC has played 15 Friday games since 1990: vs. Syracuse in the 1990 Kickoff Classic in East Rutherford, N.J., vs. Louisiana Tech in 1999 in the Coliseum, at Colorado in 2011, at Oregon State in 2013, at Colorado in 2015, at Utah in 2016, 3 times in 2017 (at Washington State, against Stanford in the Pac-12 Championship Game and against Ohio State in the Cotton Bowl), vs. Washington State in 2018 in the Coliseum, 3 times in 2019 (Utah in the Coliseum, at Colorado, vs. Iowa in the Holiday Bowl) and 2 times in 2022 (Colorado in the Coliseum and vs. Utah in the Pac-12 Championship). All were wins except the 2016 Utah, 2017 Washington State and Ohio State, 2019 Iowa and 2022 Utah (Pac-12 Championship) contests. In the 1940s, 1950s and 1960s, USC played occasional Friday night games in the Coliseum when sharing the stadium with UCLA.

FRIDAY THE 13TH – USC played its first-ever game on a Friday the 13th when it won at Colorado, 27-24, on Nov. 13, 2015.

GOLDEN GRIDDERS – Two football lettermen have won Olympic gold medals: Fred Kelly (1914,15,16) in the high hurdles in the 1912 Games (he is USC's first gold medalist) and Ken Carpenter (1934,37) in the discus in the 1936 Games. Although 2-time gold medalist Quincy Watts (400 meters and 1600 meter relay in the 1992 Olympics) never lettered in football, he was a receiver on the 1990 Trojans (he didn't get into a game).

GOOD BYES – USC is 99-49-4 in all regular season games it has played following byes. Since 1955, the Trojans are 60-20-1 following byes (6 of those losses and the tie were to UCLA). (Not including 2 wins vacated due to NCAA penalty; original records: 100-49-4 overall, 67-20-1 since 1955.) USC had 3 regular-season byes in 1996, 2003 and 2004, the first time that had happened since 1935. For the first time since 1995, USC did not have a bye between any of its regular-season games in 2017.

GRID/HOOOPS – USC is 11-7-1 against schools that won the NCAA men's basketball title the previous year.

HOLLYWOOD TROJANS – Among the USC footballers who gained fame on the silver screen are: John Wayne (tackle in 1925-26 under his real name, Marion Morrison), Ward Bond (1928-30 letterman best known for his role in "Wagon Train"), Mike Henry (1956-58 tackle played Tarzan), Marlin and Mike McKeever (1959 All-American twins were in several movies), Tim Rossovich (1967 All-American defensive end was in various movies), O.J. Simpson (1968 Heisman Trophy winner starred in TV and movies), Anthony Davis (1974 All-American tailback was in movies), Patrick Muldoon (mid-1980s walk-on tight end starred in soaps, including "Melrose Place," and films, including "Starship Trooper"), Brian Turk (lineman in the late 1980s appeared in various TV sitcoms and commercials), Mazio Royster (1990-91 tailback was in TV commercials and shows), Shane Foley (1989-90 quarterback was in TV commercials), Matt Willig (1988-91 lineman has been in TV, movies and commercials), Nick Pappas (ex-USC player, assistant coach and assistant athletic director doubled for Pat O'Brien as Knute Rockne in the football scenes of "Knute Rockne – All-American"), John Walker (2002-05 cornerback appeared on such TV shows as "E.R." and "7th Heaven" as a child) and Ceyair Wright (2021 cornerback, an actor and model since a youngster, has appeared in movies, television shows such as "2 Broke Girls," "Training Day," "Life in Pieces" and "Instant Mom"), commercials and music videos, and played the son of LeBron James in the 2021 movie, "Space Jam: A New Legacy"). Also, Irvine "Cotton" Warburton (1933 All-American back) won an Oscar for film editing on "Mary Poppins," Aaron Rosenberg (2-time All-American guard in 1932-33) was a well-known TV and movie producer, Jess Hibbs (2-time All-American tackle in 1927-28) was a prominent film and TV director, Nate Barragar (1929 All-American lineman) and Russ Saunders (1927-28-29 fullback) were assistant directors, Mickey McCardle (halfback in the 1940s) was a TV and movie director, and Ken Del Conte (halfback in the early 1960s) was a producer. Allan Graf (offensive guard in the early 1970s) is a stunt man and second unit director. Also, producers Hilton Green (team manager) and Barney Rosenzweig (Yell Leader).

HOME COMING – USC has a 67-27-4 record in its Homecoming games, dating back to the first such event in 1924 (not including 1 win vacated due to NCAA penalty; original record: 68-27-4).

HOME JERSEYS – USC wore its home cardinal jerseys for the 2000 Kickoff Classic against Penn State (even though Troy was the visiting team) and for its 1999 game at Hawaii (at the request of UH). Before that, the last time USC wore cardinal in an opponent's stadium was against UCLA in the Rose Bowl in 1982. The last time USC wore its road white jerseys at the Coliseum was the 1960 Georgia game, because the Bulldogs only had red jerseys (USC wore white jerseys at home on a regular basis during the 1930s).

HOME JERSEYS VS. UCLA – For the first time since 1982, both USC and UCLA wore home jerseys in the 2008 cross-town rivalry game (it was UCLA's home game in the Rose Bowl). Per an NCAA football-playing rule, because the Trojans were not in their white road jerseys, they were charged with a timeout at the opening kickoff. UCLA responded by calling a timeout immediately after to even things up. The teams again both wore home jerseys in 2009 (that rule was repealed, so there was no consequence). The tradition of USC in its cardinal jerseys and UCLA in its blue jerseys, regardless of whose home game it was, went on from 1949 to 1951 and then 1957 through 1982 before an NCAA football rules change required the visiting team to wear white. That rule was no longer in effect beginning in 2009, so USC again wore its home jerseys in the 2010-12-14-16-18-20-22 UCLA games in the Rose Bowl.

IMPROVEMENT – USC's best one-season improvement of its record is +7, which has happened twice. USC's 1962 national champs won 11 games after winning just 4 in 1961, and USC's 2022 team won 11 games after winning 4 in 2021.

IN FLORIDA – USC lost its first 4 games in Florida before beating Iowa in the 2003 Orange Bowl in Miami.

IRISH REBOUNDS – USC is 8-12-1 versus Notre Dame when Troy was coming off a loss to UCLA. The wins were 1950-55-70-80-82-96-98-2014, the losses were 1946-51-53-54-57-59-66-84-86-92-2012-18, and the tie was 1994.

JANUARY RECORD – USC has a 33-12 (.733) all-time record while playing in the month of January, including 27-11 in January bowls (not including 1 win and 1 loss vacated due to NCAA penalty; original record: 34-13, .717 overall and 28-12 in bowls).

JERSEY NAMES – USC is the only FBS school never to have surnames on the back of its jerseys.

LABOR DAY – USC is 1-4 on Labor Day, with the win coming in its most recent Labor Day contest (2002 versus Auburn).

LAST SECOND LOSSES – The 2001 season was the first time that USC lost 2 games in the final 12 seconds (it happened again in 2014, this time in the final 8 seconds). The 2010 season was the first time that USC lost 2 games (to Washington and Stanford back to back, no less) on the final play of regulation.

LEAGUE ONLY SCHEDULE – 2020 was the only time that USC played a schedule composed only of conference opponents, which was necessitated because of the Pac-12's COVID-19 scheduling policy.

MONDAY NIGHT FOOTBALL – USC is 18-13 in games on Monday, including 3-2 in Monday games at night. Troy is just 4-8 in regular season Monday games. USC's last Monday game was a 45-46 loss to Tulane in the 2023 Cotton Bowl and its last regular season Monday game was a 24-17 win over Auburn at home in 2002 (it was a night game).

MOST VENUES VS. OPPONENT – USC has played California at more venues (8) than any other opponent. The sites and year of first appearance: Berkeley (California Field), 1915; Los Angeles (Washington Park, Washington & Hill), 1915; Los Angeles (Fiesta Park, Grand & Pico), 1916; Los Angeles, (Bovard Field), 1917; Pasadena (Tournament of Roses Stadium (Rose Bowl)), 1922; Los Angeles (Los Angeles Memorial Coliseum), 1923; Berkeley (Memorial Stadium), 1924; San Francisco (AT&T Park), 2011.

ND COACHES – USC is 5-3 in games versus a Notre Dame coach in the final regular-season game of his Irish career, with the Trojan wins coming in the past 5 such occasions (2004 with Tyrone Willingham, 1996 with Lou Holtz, 1980 with Dan Devine, 1974 with Ara Parseghian and 1962 with Joe Kuharich).

NEUTRAL SITE GAMES – USC once had 4 consecutive neutral site games, all in 1898, as well as 3 in a row in 1922 and 2015-16.

NEW LEAGUES – USC is 4-1 the first time it has played a league game as a member of a new conference. The Trojans lost their first Pacific Coast Conference outing (12-0 to Cal in 1922 in the first football game played in the Rose Bowl stadium), then won their first time out as a member of the Athletic Association of Western Universities (22-15 at Washington in 1959), Pacific-8 Conference (27-24 at Stanford in 1968), Pacific-10 Conference (37-10 at Oregon in 1978) and Pac-12 Conference (23-14 versus Utah in 2011 at home).

NICKNAMES – Some notable Trojan nicknames: A.D. (Anthony Davis), Aircraft (Mark Carrier), Amblin' Amby (Ambrose Schindler), Antelope Al (Al Krueger), B-Boys (Pete Beathard, Hal Bedsole, Willie Brown, Ben Wilson), Bam (Briton Allen), Bambi (Mike Hull), Batman (Richard Wood, Gidion Murrell), Bear (Byron Darby), Beeno (Bernard Schirmer), Betto (Norberto Garrido), Biggie (Iman Marshall), Big Cat (Leonard Williams), Big Max (Maximus Gibbs), BKU (Kenchi Udeze, as in Big Kenchi Udeze), Blackjack (Harry Smith), Bobble (Chris McFoy), Boodah (Olajuwon Tucker), The Bookend (All-Americans Duane Bickett and Jack Del Rio, both outside linebackers), Boomer (Nick Vanderhook, Peter Roepke), Buck (William Buchanan, Javorius Allen), Bug (Kevin Williams, 5-9 and 165 pounds), Bullet (Roy Baker), Butch (Walt Underwood, Kendall Nungesser), Butter (Ted Gorrell), Cadillac (Cleveland Colter), Cardiac Kids (1968 and 1969 teams), Champ (Melvin Simmons), Comet (Curtis Conway), Cotton (Irvine Warburton), Cotton Clubs (tackles for a loss by Marcus Cotton), Decleaters (knockdown blocks by Dave Cadigan), Deuce (Taitusi Lutui), D. Hale (his first name is Donald), The Duck (Mike Garrett), EA (Palaie Gaoteote IV), End Around (Ray Sparling), Field Marshall (Marshall Duffield), Forrest Mozart (his real name), Frostee (Frostee Rucker, his real first name), Gazoo or Gnat (Ken Grace), Gloomy Gus (Coach Elmer Henderson), Gramps (Randy Tanner), Hobo (Howard Kincaid), Inky (Haskell Wotkynes), Iron Mike (Mike Garrett), Izzy (Israel Ifeanyi), Jack Jack (Jack Jones), Jackhammers (tackles for a loss by Jack Del Rio), Jaguar Jon (Jon Arnett), J.J. (John Jackson), Jody (Joseph Lewis IV), Juice (O.J. Simpson), JuJu (John Smith-Schuster), Jupiter Ehrlich (his real name), Lojack (Lawrence Jackson), Lone Ranger (David Webb, who put a bar of grease paint across his eyes when playing), Loni (Hebron Fangupo), Mad Dog (Tim Lavin), Moody (Curtis McNeal), Mystic (Jim Powers), The Noblest Trojan of Them All (Morley Drury), Patch (Hershel Dennis), Peanut (Travon Patterson), Peanut Butter (Prophet Borwn), Pie (Keyshawn Young, given the acronym for "Perfect In Everything" by his grandmother), Pinball Wizard (Ricky Ervins), President (Reggie Bush), Prince Hal (Hal Bedsole), Racehorse (Russ Saunders), Razor (Mike Battle), Red (Morris Badgro), Rojo (Ronald Johnson, Ronald Jones II), Rolls (Mazio Royster), Sam Bam (Sam Cunningham), Sammy D (Sam Darnold), Scissors (Windrell Hayes), Shakes (Jonathan Mosley, who has Tourette's syndrome), Slam (Sam Anno), Slinky (Marvin Pollard), Solo (Solomon Tuliaupupu), Speedy (Alcee Hart), Squeeze (John Kamana), Sugarbear (Charles Hinton), Sunny (Sunny Byrd, his real name), Superman (Caleb Williams), Sweet (Jim Musick), Sweet Pea (Adoree' Jackson), Sweet Peete (Rodney Peete), Tay (Raymond Brown), Tee (Artimus Parker), Tex (Michael Williams), Texas Tesla (Ronald Jones II), The Thundering Herd (Coach Howard Jones' teams), Thunder and Lightning (LenDale White and Reggie Bush), Tiny (6-4, 330-pound Alatini Malu), Trapper (Travis Claridge), Tree (Charles Young), Turd (Pete Adams' dog, the unofficial mascot of the 1972 team), Turk (Derrell Marshall), Wild Bunch (1969 defensive line of Al Cowlings, Jimmy Gunn, Willard Scott, Tody Smith, Tony Terry, Charlie

TROJAN TRIVIA

Weaver], Wild Bunch II [2003 defensive line of Kenechi Udeze, Shaun Cody, Mike Patterson, Omar Nazel], Woody [Robert Woods].

NIGHT TIME – USC's first night game [5 p.m. or later] was on Oct. 14, 1944 against St. Mary's Pre-Flight in Fresno. The first USC night game in the Coliseum was Oct. 23, 1944 versus Washington. USC's 10 night games in 2010 and 2017 are a school record. USC opened a season with 6 consecutive night games for the first time in 2015. USC is 188-77-4 (.706) at night, including 111-35-4 in the Coliseum, 61-34 on the road and 15-9 at neutral sites. *(Does not include 5 wins and 1 loss vacated due to NCAA penalty; original record: 193-78-4, .709 overall, 114-35-4 in the Coliseum, 17-10 at neutral sites, USC had a school-record 32-game win streak at home at night from 1997 to 2010.)* USC's most night foes: Oregon State (27), Notre Dame (17), Washington State (16). Tehre have been 6 seasons when USC did not win any of its night games: 1950 (0-1), 1957 (0-2), 1985 (0-2), 1992 (0-2), 2001 (0-1) and 2021 (0-7).

NO. 1 – USC has a 54-5-2 (.900) record in games when ranked No. 1 by AP, including 4-0 in bowls *(does not include 14 wins and 1 loss vacated due to NCAA penalty; original record: 68-6-2, .908 and 5-1 in bowls)*. USC has been ranked first in a weekly AP poll 91 times.

NOS. 35 AND 55 – In recent years, the No. 35 jersey was handed down to a "stereotypical" inside linebacker. The succession: Riki Gray (Ellison), Rex Moore, Scott Ross, Jeff Kopp, Taso Papadakis (Taso's brother, tailback Petros Papadakis, wore it from 1997 to 2000), Lee Webb (he also played fullback), Uona Kaveinga, Hayes Pullard, Cameron Smith and Kaulana Makaula (fullback Jody Adewale wore it 2005-07, punters Kris Albarado and Kyle Negrete shared it in 2011-12, Albarado had it in 2013-14 and punter Michael McAllister in 2020-22). The No. 55 went to the prototype outside or inside linebacker (Junior Seau, Willie McGinest, Israel Ifeanyi, Chris Claiborne, Markus Steele, Keith Rivers and Lamar Dawson).

NO FCS FOES – USC is among 2 NCAA FBS (Division I-A) schools that never played a FCS (non-Division I-A) opponent (since the divisions were formed in 1978). The other is USC's intersectional rival, Notre Dame.

NON-ND/UCLA IN THANKSGIVING WEEK – There have been just 13 times since 1926 that USC did not face either Notre Dame or UCLA when the Trojans had a game scheduled during Thanksgiving week (the Irish first came on Troy's schedule in 1926, the Bruins in 1929). The years: 1926 (Montana), 1929 (Washington State), 1930-32-34-41 (Washington), 1933 (Georgia), 1965 (Wyoming), 1978 (Hawaii), 1985 (Oregon), 1999 (Louisiana Tech), 2017 (Stanford) and 2021 (BYU). The Trojans won all those games except the 1934 and 1941 Washington games and 2021 BYU game. The 2020 Colorado game was scheduled for the Saturday of Thanksgiving weekend but was canceled because of COVID-19 issues in the USC program.

NOVEMBER RECORD – USC has a 270-137-20 (.656) all-time record while playing in the month of November *(not including 3 wins vacated due to NCAA penalty; original record: 273-137-20, .658)*.

OCTOBER RECORD – USC has a 316-125-19 (.708) all-time record while playing in the month of October *(not including 5 wins vacated due to NCAA penalty; revised record: 321-125-19, .711)*.

O-LINE – There have been 38 first team All-American offensive linemen from USC since 1964 and 24 Trojan offensive linemen have been first round NFL draft picks since 1968.

OLYMPIC RECORD – USC is 203-70-10 (.734) in seasons that the Summer Olympics have been held. The Trojans won 4 national titles (1928, 1932, 1972, 2004) and played in 11 bowls (winning 8) during those Olympic seasons. *(Does not include 2 wins--including 1 bowl appearance and 1 bowl win--vacated by NCAA penalty; original record: 205-70-10, .737)*

OLYMPIC STADIUMS – USC has played football in 3 stadiums that hosted Olympics' opening/closing ceremonies: Los Angeles Memorial Coliseum (1932 and 1984 Summer Games), Tokyo Olympic Stadium (1964 Summer Games) and Rice-Eccles Stadium in Salt Lake City (2002 Winter Games).

ONE GAME TURNAROUND – USC once had an 87-point turnaround from one game to the next. In 1985, the Trojans lost to Arizona State, 24-0, then came back the following game to defeat Oregon State, 63-0.

OPENERS – USC's record in all season openers is 97-24-8 (.783), with 36 shutout victories. In season openers at home, the Trojans are 69-16-7 (.788), while their record in season openers on the road is 28-8-1 (.770). *(Does not include 1 win vacated due to NCAA penalty; original record: 98-24-8, .785 overall and 29-8-1 on the road, .776.)*

In conference openers, USC is 71-24-5 (.735) and Troy has won 33 of its last 52 (and 46 of its last 66). In conference openers at home, the Trojans are 42-10-3 (.791). Their mark in conference openers on the road is 29-14-2 (.667), having won 24 of their last 37. *(Does not include 1 win vacated due to NCAA penalty; original record: 72-24-5, .738 overall, 34 of 52, 47 of 66, and 30-14-2, .674 on the road, 25 of 37.)*

The earliest USC has opened conference play since joining a league in 1922 was Sept. 3, 1994 against Washington.

USC's record for home openers is 101-19-7 (.823). In road openers, USC is 85-31-8 (.718). *(Does not include 1 home and 1 road win vacated due to NCAA penalty; original record: 102-19-7, .824 at home, 86-31-8, .720 on the road.)*

In games immediately following USC's 31 non-winning season openers, Troy is 21-7-4, including wins 14 of the past 15 times (dating to 1960).

USC is 21-1-3 in season openers immediately following a Rose Bowl win.

PAC-12 WINS – In 1988, USC became the first Pac-12 team to win 8 conference games in a season. USC also had at least 8 league wins in 2008, 2017 and 2022 *(not including 2004 and 2005, when 1 and 8 league victories respectively were vacated due to NCAA penalty)*.

POLYNESIANS – Among the Polynesians who have played at USC: George Achica, Pat Ah-Hing, Al Aliipule, Michael Alo, Charley Ane, Martin Coleman, Su'a Cravens, Juliano Falaniko, Josh Falu, Hebron Fangupo, Salo Faraimo, Josh Fatu, Palaie Gaoteote IV, Paul Green, Harold Han, Stanley Havili, Arthur Hemingway, Talanoa Hufanaga, Jordan Iosefa, John Kamana, Kolomona Kapanui, Tayler Katoa, Uona Kaveinga, Gaylord Kuamoo, Chris Limahela, Tilini Livi, Toa Lobendahn, Karl Lorch, Taitusi Lutuli, Malaefou MacKenzie, AJ Mageo, Faasea Mailo, Kaluka Maiava, Kaulana Makaula, Vavae Malepeai, Alatini Malu, Abe Markowitz, Osa Masina, Fred Matua, Rey Mauvalua, Kana'i Mauga, Junior Moi, Johnny Naumu, Sol Naumu, Tausivi Nomura, Kobe Pepe,

Brandon Pili, Kennedy Pola, Isaiah Pola-Mao, Troy Polamalu, Junior Pomee, Junior Seau, Jamar Sekona, JuJu Smith-Schuster, Viane Talamaivao, Tyrone Taleni, Lofa Tatupu, Mosi Tatupu, Stanley Ta'ufu'ou, J.R. Tavai, Travis Tofi, Jay Toia, Jay Tufele, Maninoa Tufono, Titus Tuiasosopo, Stevie Tu'ikolovatu, Marlon Tuipulotu, Tuli Tuipulotu, Brian Tuliau, Solomon Tuliapupupu, Christian Tupou, Junior Utu, Soma Vainuku, Lenny Vandermade and Simione Vehikite.

POPULAR DAYS – Nov. 7 is the most popular day in USC's regular season history, as the Trojans have played 19 games on that day. Next most with 18 games each are Sept. 29, Oct. 15, Oct. 24, Oct. 27, Oct. 30 and Nov. 10 (next with 17 games each are Oct. 4, Oct. 10, Oct. 14, Oct. 16, Nov. 4 and Nov. 13). Jan. 1 is the all-time leader, with 33 USC games on that day.

PRESIDENTIAL PRECEDENT – From 1929 to 2016, USC played in the Rose Bowl during the term of every U.S. President (beginning with Herbert Hoover and going through Barack Obama).

PRESIDENTIAL RECORD – USC is 221-70-14 (.748) during presidential election years. The Trojans are 127-29-5 (.804) in years when Republicans won the White House and 94-41-9 (.684) when Democrats won. *(Does not include 7 win vacated due to NCAA penalty; revised record: 222-70-14, .748 overall and 128-29-5, .806 with Republicans.)* USC has won 4 national championships (1928-32-72-2004) during presidential election years.

PRO BASEBALL/FOOTBALL – Two Trojans have played both major league baseball and professional football. Morris "Red" Badgro played baseball with the St. Louis Browns (1929-30) and football with the New York Yankees (1927-28), New York Giants (1930-35) and Brooklyn Dodgers (1936). Rex Johnston was with Pittsburgh's baseball Pirates (1964) and football Steelers (1960).

RADIO – Live Los Angeles-area radio broadcasts of USC home football games apparently began in 1926, with the Stanford and Notre Dame games. Regular broadcasts of nearly all home games started in 1927 (with Bill Henry announcing on KHJ, Glen Rice on KNX, Bert Heller on KPLA and Carl Haverlin on KFI). Reports that USC's 1923 Rose Bowl game against Penn State was broadcast in L.A. (on KHJ) indicate the broadcast was a re-creation, not live.

RAIN – USC has a 24-23-2 record in games in which it rained during a major portion of the contest. USC's last rain game was at Washington State in 2021 (USC won, 45-14).

RAIN OUT – The final 2:36 of USC's 1990 win (35-26) at Ohio State was suspended by the officials when a heavy thunder and lightning rainstorm hit.

RETIRED JERSEYS – The jersey numbers of USC's 6 Heisman Trophy winners--#3 Carson Palmer, #11 Matt Leinart, #12 Charles White, #20 Mike Garrett, #32 D.J. Simpson, #33 Marcus Allen--are currently retired. #13 will be retired after current quarterback Caleb Williams leaves USC. S Darnell Bing received permission from Garrett to wear #20 during the 2003-04-05 seasons, while WR Jordan Addison received permission from Palmer to wear #3 during the 2022 season. USC had retired various jersey numbers prior to the 1960s but then unretired them. Also, Reggie Bush's #5 jersey was retired when he won the Heisman in 2005, then unretired in 2010 when his Heisman was vacated by the Heisman Trophy Trust due to NCAA penalty (the number has not been worn since).

SAN FRANCISCO – Although USC regularly plays in Palo Alto and Berkeley in the Bay Area, it has only played 4 games in San Francisco. USC twice played in the city's Kezar Stadium (a 14-6 loss to Stanford in 1942 and a 34-0 win over USF in 1943) and twice in AT&T Park (a 24-13 win over Boston College in the 2009 Emerald Bowl and a 30-9 win over Cal in 2011 as the Bears played there that season while Memorial Stadium in Berkeley was being renovated).

SAME OPPONENT – USC has played the same opponent consecutively 8 times. On 3 occasions, it happened back-to-back in the same year: 1888 (Alliance AC), 1899 (Occidental) and 1902 (Santa Ana). The other 5 times occurred on a season finale and then the following season opener: 1893-94 (Cal Tech), 1900-01 (Pomona), 1907-08 (Los Angeles HS), 1916-17 (Arizona) and 2013-14 (Fresno State). Also, USC has played the same team twice in the same year, but not consecutively, on 12 occasions: 1898 (Los Angeles HS), 1907 (Los Angeles HS), 1921 (Sub Base), 1943 (both UCLA and California), 1944 (both UCLA and California), 1945 (both UCLA and California), 1987 (Michigan State), 2015 (Stanford) and 2017 (Stanford).

SAME STADIUM – USC's 1992 season finale and 1993 opener, both in Anaheim Stadium, marked the first time that Troy played 2 straight games in the same stadium (besides the Coliseum) since 1935, when it played Kamehameha High's Alumni and the University of Hawai'i in the same Honolulu location. In 1922, the Trojans played 3 straight games (versus Idaho, Washington and Penn State in the 1923 Rose Bowl) in what was then called Tournament of Roses Stadium. USC also played consecutive games in the Rose Bowl in 2006 (versus UCLA and the 2007 Rose Bowl against Michigan) and 2008 (versus UCLA and the 2009 Rose Bowl versus Penn State).

SEASON ENDERS – USC is 69-48-11 (.582) in all season finales *(does not include 1 win and 1 loss vacated due to NCAA penalty; original record: 70-49-11, .581)*.

SELLOUT – USC's last home sellout was the 2013 Stanford game. In 2006, USC's 6 home sellouts, 10 regular-season sellouts and 11 season (including bowls) are all school records. USC's 10 consecutive home sellouts in 2005-06 (last 4 home games of 2005 and all 6 in 2006) is a school record.

SEPTEMBER RECORD – USC has a 192-55-8 (.769) all-time record while playing in the month of September *(does not include 3 wins vacated due to NCAA penalty; original record: 195-55-8, .771)*.

7 ON ROAD – 2010 was the first season that USC played 7 games on the road in the opponents' home stadium. USC also played 7 regular-season games away from home 3 other times (1990-93-96), but 1 game in each of those seasons was at a neutral site.

SNOW – The last time USC played in snow was Nov. 30, 1957 at Notre Dame (the Irish won, 40-12). It was 20 degrees. USC's only other snow game was a 25-19 loss at Minnesota on Oct. 29, 1955. The 1965 USC-Notre Dame game in South Bend was played in sleet and rain (the Irish won that one, 28-7).

STATE – 1998 was the first time that USC faced 4 consecutive "State" opponents (San Diego State, Oregon State, Florida State and Arizona State) in a season. Over a 2-year span, Troy also once played 4 "State" schools in a row, closing 1990 against Michigan State in the Hancock Bowl and then opening 1991 against Memphis State, Penn State and Arizona State. In 2022,



USC faced 4 "State" schools consecutively (Fresno State, Oregon State, Washington State and Arizona State). The 2011 season was the first since 1980 that USC played only 1 school with "State" in its name (Arizona State) and it occurred again in 2012 (Arizona State).

STREAK BUSTERS – USC has twice "busted" an opponent's 20-plus game winning streak: beating Tennessee in the 1940 Rose Bowl to end the Volunteers' 23-game streak and tying Notre Dame in 1948 to end the Irish's 21-game streak. Conversely, USC's school-record 34-game winning streak was stopped by Texas in the 2006 Rose Bowl (14 wins and the loss during that streak were later vacated due to NCAA penalty).

SUNDAY – USC has played only 5 games on a Sunday, going 3-2: 1993 opener versus North Carolina in the Disneyland Pigskin Classic (USC lost, 31-9), 1996 opener against Penn State in the Kickoff Classic (USC lost, 24-7), 1998 opener versus Purdue in the Pigskin Classic (USC won, 27-17), 2000 opener versus Penn State in the Kickoff Classic (USC won 29-5) and in 2020 versus Washington State at home (USC won 38-13).

SUPER FAN – The late Giles Pellerin viewed in person 797 consecutive USC football games, home and away, from 1926 to 1998. His late brothers Oliver (637 games) and Max (300-plus) also had impressive streaks.

3 FOR THE ROAD – 1992 was the first time that USC started a season with 3 road games (in 1918 Troy began with 1 at a neutral site and then 2 on the road, while in 1900 USC opened with 1 road game and then 2 at a neutral site).

3-POINT GAMES – The 2010 season was the first season that USC had 5 games decided by 3 points or less. The 2022 season had 4 games decided by 3-points or less.

10-POINT LOSSES – The 1999 season was the first time that USC lost 6 games all by 10 points or less. In 2021, USC suffered 7 such losses.

10-WIN SEASONS – USC has had 10 wins in a season 28 times, most recently in 2022.

THANKSGIVING – USC has played 20 times on Thanksgiving, the first 19 during the first 50 years of its football existence (1889-91-97-98-99-1900-06-14-15-16-17-19-20-22-26-30-32-36-38-2007). Only 3 times have the Trojans played a Thanksgiving game away from the Southern California area (in 1914 against Oregon State in Tacoma, Wash., in 1932 at Washington and in 2007 at Arizona State). USC has an 11-6-3 record on Thanksgiving.

1,000-YARD RUNNERS – USC has the fifth most 1,000-yard season runners (30), behind Oklahoma (41), Central Michigan (40), Nebraska (36) and Ohio State (37). Troy's last rusher to hit 1,000 yards was tailback Ronald Jones II (1,584) in 2017. USC's 63 1,000-yard career runners is fourth behind Oklahoma (77), Ohio State (71) and Nebraska (69).

THURSDAYS – USC has a 27-11-3 (.695) record on Thursday, including 11-6-3 on Thanksgiving. Ten of the Thursday games have been bowls (1924 Christmas Festival, 1948-53-70-2004-09 Rose, 1987 Citrus, 1993 Freedom, 1998 Sun, 2003 Orange), with Troy going 7-3. The 11 non-Thanksgiving/non-bowl Thursday games were wins against Oregon State (in Portland) in 1926, at Boston College in 1988, at Hawaii in 2010, at California (in AT&T Park) in 2011, at Utah in 2012, at Hawaii and home versus Arizona in 2013, home versus California in 2014 and home versus California in 2016, and losses at Oregon State in 2008 and home to Washington in 2015. The 2013 Arizona game was USC's first non-Thanksgiving/non-bowl Thursday game in the Coliseum. USC has opened its season 4 times (1891, 1988, 2010, 2013) on a Thursday.

TOUGH STARTS – Before Paul Hackett won his Trojan debut in 1998, USC's previous 6 head coaches – Don Clark, John McKay, John Robinson (twice), Ted Tollner and Larry Smith – all failed to win their debut.

TRAVELOGUE – USC has played football in 34 states, plus Japan. In order of appearance, USC played in California, Washington, Utah, Arizona, Oregon, Idaho, Illinois, Indiana, Pennsylvania, Hawaii, Ohio, Louisiana, Maryland, New York, Minnesota, Texas, Wisconsin, Michigan, Iowa, Colorado, Oklahoma, Florida, Nebraska, Alabama, Arkansas, Georgia, Tennessee, Missouri, South Carolina, Japan, Massachusetts, New Jersey, Nevada, Kansas and Virginia.

TRICK OR TREAT – USC is 7-6 in games played on Halloween.

TROJANS MIKESIDE – Numerous Trojan footballers have parlayed their playing days into a sports announcing career. Some of those who have been on national broadcasts: Frank Gifford, Lynn Swann, Pat Haden, Marcus Allen, Ronnie Lott, Sean Salisbury, O.J. Simpson, Tim Ryan, Tony Boselli, Matt Leinart, Reggie Bush, Mark Sanchez, Max Browne. Those who have been on the local airwaves: Paul McDonald, Petros Papadakis, John Jackson, Mike Garrett, Anthony Munoz, Mike Lamb, Mark Carrier, Jeff Kopp, Jeremy Hogue, Brandon Hancock, Darrell Rideaux, David Newbury, Curtis Conway, Keyshawn Johnson, Shaun Cody, Dennis Thurman, Rodney Peete, Cody Kessler, Su'a Cravens.

TROY – USC has had just 6 lettermen with the appropriate first name of Troy (Troy Garner, Troy Polamalu, Troy Richardson, Troy Van Blarcom, Troy West and Troy Winslow). Only Polamalu won All-American first team acclaim.

TURNAROUNDS – In USC's 130 seasons, the Trojans have lost 4 or more games 44 times. Following 9 of those 4-plus loss seasons, USC "turned it around" to win the Rose Bowl the next year (1938-43-62-67-72-76-78-84-16).

TV OUTLETS – USC has appeared live on 34 different television broadcasting outlets. The Trojans have won on the air of all but 3 of those outlets (KTLA, Innovative and a local Memphis station). USC has appeared on live national, regional or local telecasts 566 times.

21-14 – USC has played 1,299 football games in history and only twice--in 1951 when Troy went to Berkeley and snapped No. 1-ranked California's 38-game regular season unbeaten streak and in 2012 in an upset loss at Stanford --has the final score been a very football-like 21-14 (win or lose).

UCLA-ND – USC is 21-21-2 (.500) against UCLA in seasons when Troy's next game is against Notre Dame. Troy is 19-21-4 (.477) versus Notre Dame in games immediately following the Bruin game, including 11-8-2 when USC is coming off a win over UCLA, 8-12-1 when coming off a loss to the Bruins and 0-1-1 coming off a tie. Conversely, although USC has faced its two traditional rivals in the same season 84 times, it has played the Irish and then the Bruins back-to-back in that order only 5 times (1937, 2004, 2006, 2008 and 2010).

UCLA-ND SWEEP – USC has defeated both UCLA and Notre Dame in the same season 21 times, with 11 of those occasions occurring in back-to-back Bruin/Irish games (1938-56-62-64-72-74-76-78-2002-16-22), twice on consecutive Irish/Bruin games (2004-08) and the other 8 times (1967-79-81-

2003-05-07-09-11) coming when the Irish game was in October and the Bruin contest in November/December (2 of those UCLA wins--2004, 2005--were later vacated due to NCAA penalty). In years that USC swept UCLA and Notre Dame and then played in a bowl, the Trojans are 14-3 in bowls (wins in the 1938-62-67-72-74-76-78-79-2002-03-07-08-09-16 seasons and the losses in 1981-2005-2022; does not include 1 win--2004--vacated due to NCAA penalty, revised record: 15-3). USC has swept UCLA and Notre Dame in 4 consecutive seasons once (2002-05; wins over UCLA in 2 of those years--2004, 2005--were later vacated due to NCAA penalty).

UNDER 100 – Since 1946, there have been 8 seasons when USC did not allow any runner to rush for 100 yards (1951-56-59-61-63-72-82-2002).

UNRANKED AT 3-0/5-1 – Since the AP poll was first established in 1936, USC has started off its season with a 3-0 record 34 times. Troy was ranked by AP the week after each of those 3-0 starts (except 1936 and 1948 when AP polls were not issued those weeks). But only 4 times has a 3-0 USC team not been ranked in the AP Top 10: 1951 (14th), 1998 (18th), 2010 (20th) and 2011 (23rd). USC has started off with a 5-1 mark 18 times, but only once (2011) has it not been ranked by AP.

USC-UCLA BAY AREA – 2006 was the first time that USC (at Stanford) and UCLA (at California) played in the Bay Area on the same day (Nov. 4). It also happened on Oct. 3, 2009 (USC at Cal, UCLA at Stanford), Oct. 9, 2010 (USC at Stanford, UCLA at Cal) and Sept. 23, 2017 (USC at Cal, UCLA at Stanford).

VERSUS NO. 1 – USC is 7-13 all-time versus AP No. 1-ranked teams.

VERSUS RANKED TEAMS – The most AP-ranked teams USC has faced in a season is 9, in 2002. USC has 3 times faced 4 AP-ranked teams in a row in the same season, in 1952, 2002 and 2015 (once USC faced 5 straight ranked foes and on 2 other occasions Troy faced 4 consecutive ranked foes, but those were over a 2-season span: 2015-16, 1973-74 and 1988-89, respectively).

VERSUS UNRANKED TEAMS – Since the AP poll began in 1936, 1956 and 2020 were the only times that USC went an entire season without playing a ranked team. Conversely, USC has gone through an entire season without earning an AP ranking only 5 times (1941, 1948, 1958, 1961 and 2001).

WILD BUNCH – Known as "The Wild Bunch," USC's stellar 1969 defensive line--coached by legendary assistant Marv Goux--consisted of ends Jimmy Gunn and Charles Weaver, tackles Al Cowlings and Tody Smith and middle guards Willard 'Bubba' Scott and Tony Terry (he had a hamstring injury for much of the season and was not able to appear in the famed gunslinger photo). Cowlings dubbed the unit "The Wild Bunch"--after director Sam Peckinpah's hit 1969 Western movie of that name--for their reckless abandon and hard-nosed play. "The Wild Bunch" helped USC go 10-0-1, including a Rose Bowl win over Michigan. In the UCLA game, they sacked Dennis Dummit 10 times for losses of 75 yards. Playing in an era of powerful running games, "The Wild Bunch" allowed just 2.3 yards per carry. Gunn, Weaver and Cowlings each were All-American first teamers in their careers. Then, 34 years later, assistant coach Ed Orgeron's dominant 2003 defensive line--tackles Shaun Cody and Mike Patterson and ends Kenechi Udeze and Omar Nazel--was dubbed by the media as "The Wild Bunch II." They were instrumental in helping USC to its first national championship since 1978. They led a defense that finished first in the nation in rushing yards allowed per game (60.2) and per carry (1.84), both school records, as well as sacks (38.5) and tackles for loss (67). Only one runner gained 100 yards that season. Udeze, the national sack co-leader (16.5), was a consensus All-American first teamer.

W-L-W-L-W-L – The 2021 season was the first that USC started off alternating win-loss-win-loss-win-loss in its first 6 games. And it was just the third time that it went W-L-W-L-W-L in its first 5 games (also 1963 and 1994).

WORLD CUP – USC has a 176-77-8 (.690) record in the 22 seasons when the Men's World Cup was played. In those years, the Trojans went to 13 bowl games (including 7 Rose Bowls) and won 7 of them, plus they captured 7 conference titles and were named national champion 3 times.

USC ATHLETIC HALL OF FAME



1994 Inductees [Charter Class]

Jon Arnett (Football, Pre-1960)
Clarence "Buster" Crabbe (Swimming)
Rod Dedeaux (Coach)
Braven Dyer (Media)
Mike Garrett (Football, Post-1960)
Al Geiberger (Golf)
Frank Gifford (Football, Pre-1960)
Marv Goux (Special Recognition)
Howard Jones (Coach)
Fred Lynn (Baseball)
John McKay (Coach)
Parry O'Brien (Track and Field)
Bill Sharman (Basketball)
D.J. Simpson (Football, Post-1960)
Stan Smith (Tennis)
Norman Topping (Special Recognition)

1995 Inductees

Marcus Allen (Football, Post-1960)
Dean Cromwell (Coach)
Morley Drury (Football, Pre-1960)
John Ferraro (Football, Pre-1960)
Mal Florence (Media)
Jess Hill (Coach)
Julie Kohl (Special Recognition)
Ronnie Lott (Football, Post-1960)
Marlin McKeever (Football, Pre-1960)
Mike McKeever (Football, Pre-1960)
Cheryl Miller (Basketball)
Orv Mohler (Football, Pre-1960)
Charles Paddock (Track and Field)
Mel Patton (Track and Field)
Giles Pellerin (Special Recognition)
Erny Pinckert (Football, Pre-1960)
Dennis Ralston (Tennis)
Roy Saari (Swimming)
Tom Seaver (Baseball)
Gus Shaver (Football, Pre-1960)
Dave Stockton (Golf)
Brice Taylor (Football, Pre-1960)
Irvine "Cotton" Warburton (Football, Pre-1960)
Charles White (Football, Post-1960)

1997 Inductees

Johnny Baker (Football, Pre-1960)
Ricky Bell (Football, Post-1960)
Raymond "Tay" Brown (Football, Pre-1960)
Peter Daland (Coach)
Charlie Dumas (Track and Field)
Arnold Eddy (Spirit Award)
Ron Fairly (Baseball)
Mort Kaer (Football, Pre-1960)
Allan Malamud (Media)
Ron Mix (Football, Post-1960)
Jess Mortensen (Coach)
John Naber (Swimming)
Alex Olmedo (Tennis)
Nick Pappas (Spirit Award)
Aaron Rosenberg (Football, Pre-1960)
Ambrose Schindler (Football, Pre-1960)
Bob Seagren (Track and Field)
Scott Simpson (Golf)
Ernie Smith (Football, Pre-1960)
Paul Westphal (Basketball)
Ron Yary (Football, Post-1960)

1999 Inductees

Garrett Arbelbide (Football, Pre-1960)
Jerry Buss (Spirit Award)
Bob Chandler (Football, Post-1960)
Cynthia Cooper (Basketball)
Anthony Davis (Football, Post-1960)
Homer Griffith (Football, Pre-1960)
Jim Hardy (Football, Pre-1960)
Jesse Hibbs (Football, Pre-1960)
Gene Mako (Tennis)
Mark McGwire (Baseball)
Anthony Munoz (Football, Post-1960)
Russ Saunders (Football, Pre-1960)
Harry Smith (Football, Pre-1960)
Craig Stadler (Golf)
Francis Tappan (Football, Pre-1960)
Harley Tinkham (Media)
Jack Ward (Special Recognition)
Vern Wolfe (Coach)
Cynthia Woodhead (Kantzer) Brennan (Swimming)
Frank Wykoff (Track and Field)
Louis Zamperini (Track and Field)

2001 Inductees

Hal Bedsole (Football, Pre-1970)
Bob Boyd (Coach)
Brad Budde (Football, Post-1970)
Don Buford (Baseball)
Sam Cunningham (Football, Post-1970)
Jack Davis (Track and Field)
Craig Fertig (Spirit Award)
Bruce Furniss (Swimming)
Ray George (Howard Jones Memorial Award)
Jimmy Gunn (Football, Pre-1970)
Lee Guttero (Basketball)
Alex Hannum (Basketball)
Tom Kelly (Media)
Lenny Krayzelburg (Spirit Award)
Rick Leach (Tennis)
Earle Meadows (Track and Field)
John Rudometkin (Basketball)
Makoto Sakamoto (Gymnastics)
Bill Sefton (Track and Field)
Bill Thom (Baseball)
Steve Timmons (Volleyball)
Ralph Vaughn (Basketball)

2003 Inductees

Nate Barragar (Football, Pre-1960)
Ken Carpenter (Track and Field)
Paul Cleary (Football, Pre-1960)
Lillian Copeland (Track and Field)
Howard Drew (Track and Field)
Marshall Duffield (Football, Pre-1960)
Debbie Green (Volleyball)
Pat Haden (Football, Post-1960)
John Hall (Media)
Clarence "Bud" Houser (Track and Field)
Fred Kelly (Track and Field)
Steve Kemp (Baseball)
Grenville "Grenny" Lansdell (Football, Pre-1960)
Dallas Long (Track and Field)
Dick Leach (Coach)
Mike Nyeholt (Spirit Award)
Carson Palmer (Football, Post-1960)
Murray Rose (Swimming)
Jim Sears (Football, Pre-1960)
George Toley (Coach)
Stan Williamson (Football, Pre-1960)
Gwynn Wilson (Administrator)
Don Winston (Special Recognition)
Tex Winter (Basketball)
Richard Wood (Football, Post-1960)

2005 Inductees

Dick Attlesley (Track and Field)
Jack Beckner (Gymnastics)
John Berardino (Baseball)
Chuck Bittick (Swimming, Water Polo)
Jim Brideweser (Baseball)
Willie Brown (Football, Pre-1970, Baseball)
Jeff Cravath (Coach, Football Pre-1970)
Rich Dauer (Baseball)
Ken Flower (Basketball)
Bud Furillo (Media)
Lou Galen (Spirit Award)
Joe Gonzales (Baseball)
Elmer "Gloomy Gus" Henderson (Coach)
Wally Hood (Baseball)
Willis O. Hunter (Administration)
Sim Iness (Track and Field)
Payton Jordan (Track and Field)
Bruce Konopka (Baseball)
Mike Larrabee (Track and Field)
Lisa Leslie (Basketball)
Katherine B. Loker (Spirit Award)
Bob Lutz (Tennis)
Bruce Matthews (Football, Post-1970)
Clay Matthews (Football, Post-1970)
Sam Randolph (Golf)
Bill Seinoth (Baseball)
Lynn Swann (Football, Post-1970)
Hal Uner (Baseball)
Paula Weishoff (Volleyball)

2007 Inductees

Charley Ane (Football, Pre-1970, Baseball)
Sam Barry (Coach)
Joe Bottom (Swimming)
Bud Bradley (Golf)
Pat Cannamela (Football, Pre-1970)
Mark Carrier (Football, Post-1970)
Dusty Dvorak (Volleyball)
Ed Hookstratten (Spirit Award, Baseball)
Jack Hupp (Basketball)
Manuel Laraneta (Football, Pre-1970, Basketball, Baseball)
Matt Leinart (Football, Post-1970)
Earl McCullouch (Football, Pre-1970, Track and Field)
Pam McGee (Basketball)
Paula McGee (Basketball)
Rafael Osuna (Tennis)
Paula Jean Myers Pope (Diving)
C.R. Roberts (Football, Pre-1970, Track and Field)
Gene Rock (Basketball)
Loel Schrader (Media)
Ron Severa (Water Polo, Swimming)
Roy Smalley (Baseball)
John Werhas (Baseball, Basketball)
Angela Williams (Track and Field)
Charles Young (Football, Post-1970)

2009 Inductees

John Abdun-Nur (Spirit Award)
Rink Babka (Track & Field)
Pete Beathard (Football, Pre-1970)
Julie Bescos (Football, Pre-1970, Basketball, Baseball, Coach)
Rex Cawley (Track & Field)
Al Centofante (Spirit Award)
Al Cowlings (Football, Pre-1970)
Bob Falkenburg (Tennis)
Sherman Finger (Golf)
Tim Hovland (Volleyball)
Lennox Miller (Track & Field)
Bernice Orwig (Water Polo)
Rodney Peete (Football, Post-1970, Baseball)
John Robinson (Coach)
Richard Saukko (Spirit Award)
Junior Seau (Football, Post-1970)
Mike Walden (Media)
Dave Wharton (Swimming)
Gus Williams (Basketball)
Wally Wolf (Swimming, Water Polo)
Stan Wood (Coach)
Hank Workman (Baseball)

2012 Inductees

Art Bartner (Spirit Award)
Lindsay Benko (Swimming)
Steve Bisheff (Media)
Tony Boselli (Football, Post-1970)
Clarence Davis (Football, Pre-1970)
Barbara Hallquist (Tennis)
Barbara Hedges (Administration)
Bob Hughes (Water Polo, Swimming)
Wayne Hughes (Spirit Award)
Bryan Ivie (Volleyball)
Keyshawn Johnson (Football, Post-1970)
Randy Johnson (Baseball)
Jill McGill (Golf)
Tina Thompson (Basketball)
Forrest Twogood (Coach)
Quincy Watts (Track and Field)
Adrian Young (Football, Pre-1970)

2015 Inductees

Byron Black (Tennis)
Pete Carroll (Football Coach)
Jack Del Rio (Football/Baseball)
John Hamilton (Spirit Award)
Isabelle Harvey (Soccer)
Joe Jares (Media)
Jimmy Jones (Football)
Dave Levy (Football coach)
Harold Miner (Basketball)
Aniko Pelle (Water Polo)
Mark Prior (Baseball)
Kristine Quance-Julian (Swimming)
Don Quarrie (Track and Field)
Jennifer Rosales (Golf)
Tim Rossovich (Football)
Bob Yoder (Volleyball Player/Coach)

2018 Inductees

Wayne Black (Tennis)
Chris Claiborne (Football, Post-1970)
Sam Clancy (Basketball)
Kim Clark Jennings (Soccer/Basketball)
Mike Gillespie (Baseball Player/Coach)
J.K. McKay (Spirit Award)
Dus Mellouli (Swimming)
Mikaela Parmlid (Golf)
Troy Polamalu (Football, Post-1970)
April Ross (Volleyball)
Felix Sanchez (Track and Field)
Rod Sherman (Football, Pre-1970)
Kevin Stadler (Golf)
Tim Tesselone (Media)
Traveler (Spirit Award)
Charlie Weaver (Football, Pre-1970)
Lauren Wenger Trapani (Water Polo)
Barry Zito (Baseball)

[Note: The Hall of Famers are selected by a 100-member voting panel consisting of media, previous Hall of Famers, USC Athletics Board of Counselors and Trojan head coaches and athletic department senior staff. To be eligible, athletes generally must have completed their last season of eligibility at USC 10 years ago, except in certain circumstances.]





FACILITIES

Los Angeles Memorial Coliseum

The Los Angeles Memorial Coliseum is one of the greatest and largest stadiums in America. In 2005, Sporting News named it among the nation's 40 best stadiums to experience college football. In 2014, StadiumJourney.com ranked USC football at the Coliseum as the nation's No. 3 stadium experience.

In 2019, the field was named as United Airlines Field at the Los Angeles Memorial Coliseum.

USC has played football in the Coliseum ever since the grand stadium was built in 1923. The Trojans played in the first varsity football game ever held there (beating Pomona College, 23-7, on Oct. 6, 1923). That game was preceded that day by the USC freshman team's 30-0 win over Santa Ana High.

Construction took less than 2 years, with ground breaking on Dec. 21, 1921, and work completed on May 1, 1923. Construction costs were \$800,000.

The Coliseum was the site of the 1932 Olympic Games and hosted the opening and closing ceremonies and track events of the 1984 Olympics. It has been home to many sports teams besides the Trojans, including UCLA football, Los Angeles Rams, Dons, Raiders, Express and Xtreme football, and Los Angeles Dodgers baseball (the Rams returned temporarily in 2016 for 3 seasons). The Coliseum has hosted various other events, from concerts and speeches to track meets and motorcycle races and NASCAR.

There have been 27 seasons--1923 to 1927, 1995 to 2000, 2002 to 2015, 2020 to 2022--that USC was the stadium's sole football tenant.

USC took control of the management of the Coliseum in the summer of 2013, becoming responsible for the operation, maintenance and upgrading of the facility. USC was required to spend \$70 million over a 10-year period for enhancements and improvements to the Coliseum's infrastructure.

In October 2015, USC unveiled plans to renovate and restore the Coliseum, including building a new structure on the south side (with suites, loge boxes, club seats, a new concourse and new press box), replacing every seat with wider ones, increasing leg room, adding aisles and handrails, restoring the iconic peristyle, upgrading Wi-Fi, improving audio and video with two new large screens, adding concession stands and installing new lighting. Work began after the 2017 season and was completed for the 2019 home opener. The \$315 million renovation was privately funded by USC and preserved the Coliseum's historic nature. Improvements reduced seating capacity in 2019 to 77,500 (it was at 78,467 in 2018 during the renovation).

Prior to the 1993 football season, the Coliseum underwent a \$15 million renovation. The floor was lowered 11 feet and the running track was removed to create a more intimate stadium. Fourteen new rows of seats (approximately 8,000 seats) were added down low, bringing fans closer to the playing field (the first rows of seats between the goalposts are no more than 54 feet from the sideline, instead of the previous 120 feet). The lockerrooms and public restrooms were also upgraded.

Southern California's January 1994 earthquake hit the Coliseum hard, requiring \$93 million of repairs. In the summer of 1995, a new \$6 million press box was constructed.

Entering the 2023 season, USC's 640 games played in the Coliseum (including 6 wins vacated by NCAA penalty) are the third most that any school has played in its home stadium, behind Georgia Tech's 718 in Bobby Dodd Stadium and Tennessee's 643 in Neyland Stadium.

The Coliseum is located on 17 acres in Exposition Park, which also houses museums, gardens and soccer's Banc of California Stadium.



USC's Athletic Facilities

Heritage Hall, which sits in the middle of the USC campus, houses the University's athletic department and celebrates the glorious Trojan athletic heritage. USC has produced 510 Olympians, won 135 national team championships and had 53 NCAA Post-Graduate Scholarship recipients.

Originally 48,000 square feet and built for \$2.8 million, the 3-level brick and concrete colonnaded building opened in 1971. Heritage Hall was designed by Grillias, Savage and Alves of Santa Ana, Calif. Myers Brothers Construction Company, Inc., of Los Angeles was the general contractor. Initial construction began in Feb. 5, 1970. It was expanded three times--in 1984 (a 6,000-square foot addition to the weight room), in 1992 (a 13,500-square foot expansion that houses the Academic Resource Center) and in 1998 (a 3,000-square foot addition to the Jess Hill Weight Room)--before a \$35-million year-long renovation of the facility finished in early 2014. As part of that renovation, Heritage Hall's two-story Heisman Lobby was transformed into a state-of-the-art museum space featuring interactive displays. There also is a sports performance center, a broadcast studio, a lounge for Women of Troy student-athletes, a rowing ergometer room and an indoor golf driving area, plus new locker rooms, meeting rooms and equipment room and event space.

Directly west of Heritage Hall is the John McKay Center, a \$70 million, 110,000-square foot facility that opened in the summer of 2012. It houses meeting rooms, coaches offices and a locker room for the football program, as well as the Stevens Academic Center (which features tutoring, counseling, study and computer rooms for USC's student-athletes), a weight room, an athletic training room and a digital media production facility for all sports.

USC's swimming and water polo coaches are located in the nearby Uytensu Aquatics Center (formerly the McDonald's Swim Stadium, site of the 1984 Olympic swimming and diving events), which underwent a \$16-million renovation before re-opening in early 2014. It now includes a new stadium entrance, diving and dryland training areas, locker rooms, coaches' offices, meeting rooms, scoreboard, permanent seating and diving tower and pool deck (surrounding the Peter Daland Pool).

Offices for the baseball staff are at Dedeaux Field (the baseball stadium), the track and field staff in the new Colich Track & Field Center at the 3,000-seat Loker Stadium (which houses Allyson Felix Field Field) and the men's and women's basketball and volleyball staffs in the Galen Center.

Outside the northwest corner of Heritage Hall, the \$3-million Galen Dining Center--a popular sports-themed dining center--opened in early 1999.

The USC football team practices at nearby Howard Jones Field, which was expanded in the fall of 1998 to include Brian Kennedy Field. In early 1999, Goux's Gate--named after the late popular long-time former assistant coach Marv Goux--was erected at the entrance to the practice field.

The 10,258-seat, \$147-million on-campus Galen Center (and adjoining practice facility), completed in August of 2006, is the luxurious home to the Trojan basketball and volleyball teams, as well as various cultural events.

USC's other on-campus athletic facilities include Marks Tennis Stadium (renovated in 2016, highlighted by the Buntmann Family Tennis Center), Rawlinson Stadium (for soccer and lacrosse), Merle Norman Stadium (for beach volleyball), the 1,500-seat Lyon Center (a campus student recreation center that has hosted some Trojan intercollegiate events) and the Physical Education Building (housing the 500-seat North Gym).



HERITAGE HALL



McKAY CENTER





Traveler, USC's Mascot

Traveler, the noble white horse that appears at all USC home football games with a regal Trojan warrior astride, is one of the most famous college mascots.

Traveler first made an appearance at USC football games in 1961 (in the home opener versus Georgia Tech). Bob Jani, then USC's director of special events, and Eddie Tannenbaum, then a junior at USC, had spotted Richard Saukko riding his white horse, Traveler I, in the 1961 Rose Parade. They persuaded Saukko to ride his white horse around the Coliseum during USC games, serving as a mascot. Ever since, whenever USC scores, the band plays "Conquest" and Traveler gallops around the Coliseum.

Because of poor health, Saukko stopped riding after the 1988 season (he passed away in March of 1992). His successors have been Cass Dabbs, Rick Das, Tom Nolan, Ardesheir Radpour, Chuck O'Donnell (Saukko's stepson), Hector Aguilar and current rider Dana Kanstul, Traveler's first female rider (she took after the 2019 season after riding some of the time beginning in 2017). Patricia Saukko DeBernardi (Saukko's widow) was Traveler's owner and trainer until she retired following the 2002 season. She asked Joanne Asman to take over with her own Traveler in 2003 (she also trains and houses the horse for USC). She is president of Asman & Associates, LLC, an entertainment and event consulting company in Burbank, Calif., and she has spent more than 30 years training and managing equestrian performers. The 2023 season will be Asman's 20th year overseeing Traveler.

The current Trojan mascot is Traveler IX and X. Even though the breed of horse may have changed over the years – ranging from an Arabian/Tennessee Walker to a pure-bred Arabian to a Spanish Andalusian – Traveler's color has always remained pure white.

In the fall of 2004, the late USC alumnus Bill Tilley ('61) and his wife, Nadine, donated \$2 million to provide a permanent endowment to support Traveler's appearance at all home games. Bill was the Chairman and Chief Executive Officer of the Jacmar Companies, an international restaurant and food service enterprise and majority owner of the highly successful B.J.'s Restaurant and Brewery. Nadine is an avid breeder of champion Andalusian horses. She hopes that a future Traveler will be bred at Tilley Andalusians at Fieldstone Farm in Hidden Valley near Thousand Oaks, now known as "The Home of Traveler."

Saukko first appeared on Traveler in the outfit that actor Charlton Heston wore in "Ben Hur." That proved to be too cumbersome, so Saukko crafted his own leather costume in 1962, modeled after the Tommy Trojan statue on the USC campus (that outfit is on display in Heritage Hall). But he still sometimes wore Heston's helmet. Interestingly, Saukko was once employed by Jim Crowley, one of Notre Dame's "Four Horsemen."

Legend has it that Heisman Trophy tailback D.J. Simpson decided to come to USC after seeing Traveler on a televised football game. And Trojan faithful swear the horse has an effect on the outcome of games.

"[Former USC coach] John McKay didn't want to admit that the horse had anything to do with his success," said Saukko, "but he'd always give me a wink when he saw me waiting in the Coliseum tunnel."

Added former USC All-American defensive back and assistant coach Nate Shaw: "The horse is one of the greatest inspirational devices USC has. It definitely got the adrenaline going when I was playing and I think it still has an effect on the players. When I was coaching against USC (at Oregon State), we hated to see that horse come down the tunnel because it got USC a little more pumped up."

Traveler not only appears at Trojan home football games (and even at some away games, including the 1995, 2017 and 2022 Cotton Bowls in Dallas, several Holiday Bowls in San Diego and the 2005 Orange Bowl in Miami, the farthest Traveler has traveled), but also at other Trojan events, as well as at grade and high schools, charity functions and parades (including the past 49 Rose Parades). Traveler has also appeared on screen (including "The Asia Music Awards," "Road To El Dorado," "The Battle of the Gunfighter" and "Snowfire"), on stage (including in the Long Beach Ballet's "Nutcracker Ballet"), in commercials, in print (Vogue magazine) and at personal appearances with many celebrities (including Janet Jackson, Jamie Foxx, LeeAnne Rimes, Stevie Nicks, Salma Hayek, Fabio and Fred Roggin).

Incidentally, Traveler I was not the first equine mascot for Troy. The first appearance of a white horse at a Trojan football game occurred as early as 1927, when Louis Shields began a four-year stint aboard a horse owned by a local banker. In 1948, band director Tommy Walker once had USC colors carried by a Trojan on a palomino. Then, before kickoff of the 1954 USC-Pittsburgh game, Arthur J. Gontier III, then a member of the Trojan Knights spirit group (subbing for another rider who backed out at the last moment), shakily rode a rented gray/white horse while donning a costume once worn by actor Jeff Chandler. A more accomplished rider, USC alum Bob Caswell, and his white horse, Rockazar, took over the following game and performed until retiring in 1959.

Besides these horses, USC once even had a canine mascot. A mutt named George Tirebiter I (famous for chasing cars through the USC campus) first appeared at football games in 1940. He survived a publicized dognapping by UCLA in 1947, but succumbed under the tires of an automobile in 1950. He was succeeded by George II for 3 years (1950-52), then George III for 1 year (1953) and finally George IV for 1 year (1957).

TRAVELER FUND

The Traveler Fund is used to make sure USC's mascot continues to be a prominent part of football games and other events. Whether it's \$5 or \$500, donations help to secure this special USC tradition for future generations of Trojans.

Donations to the "Traveler Fund" can be sent to: USC Recreational Sports, LRC 101, Los Angeles, Calif. 90089-2500, (213) 740-8120.



TRAVELER

Tommy Trojan

In the center of the USC campus stands one of the most famous collegiate landmarks in the country: Tommy Trojan. Since being unveiled in 1930 for USC's 50th jubilee, the statue of the bronzed Trojan warrior has served not only as a popular meeting place on campus, but as a symbol of the university's fighting spirit.

Sculpted by Roger Noble Burnham (the idea for the statue was conceived by Harry Lee Martin and Dr. James D. McCoy), Tommy Trojan cost \$10,000 to build. A \$1 surcharge then on season football tickets helped pay for it.

The statue is a composite of many USC football players from the late 20s, most notably 1930 Rose Bowl Player of the Game Russ Saunders and All-American Erny Pinckert.

"Burnham made more than 100 oil paintings of various football players from our squad," said Saunders, "and from them he selected the paintings of Pinckert and me. We put in a lot of hours posing, and the result you see is my head, chest and shoulders. The rest is all Erny."

Inscribed on the statue's base is "THE TROJAN" and the university's seal, with the Latin motto "Palmas qui meruit ferat (Let him who deserves it bear away the palm)." Below the seal are inscribed the qualities of the ideal Trojan: "Faithful, Scholarly, Skillful, Courageous and Ambitious."

The tradition of Tommy Trojan being painted blue and gold by UCLA pranksters was first recorded in October of 1941. Since then, Tommy has been "hit" often, but now USC maintenance crews cover him with plastic and canvas for protection during the week of the annual USC-UCLA football game.

And Tommy's sword has been stolen so often that now, instead of replacing it each time with an expensive brass one, he is given a wooden one. By the way, where did he get the name Tommy? Of that, no one is sure!



TOMMY TROJAN





TROJAN TRADITIONS

Victory Bell



VICTORY BELL

The winner of the annual USC-UCLA football game, perhaps America's greatest crosstown rivalry, is given year-long possession of the Victory Bell.

The 295-pound bell originally clanged from atop a Southern Pacific freight locomotive. It was given to UCLA in 1939 as a gift from the UCLA Alumni Association. For 2 seasons, cheerleaders rang the bell after each Bruin point.

At the opening game of UCLA's 1941 football season, 6 members of USC's Sigma Phi Epsilon fraternity infiltrated the UCLA rooting section. After the game, they helped Bruin students load the bell onto a waiting truck bound for Westwood. But then, one Trojan quietly removed the key to the truck, and while the Bruins went to get a replacement, the Trojans drove off with the bell.

The bell remained hidden for more than a year, first in the fraternity's basement, then in the Hollywood Hills, Santa Ana and other locations. At one point, it was even concealed beneath a haystack. Bruin students tried to locate the bell, but to no avail.

The controversy died down for a while, until a picture of the bell was printed in "The Wampus," a USC magazine. This re-ignited the rivalry, as students from UCLA retaliated by painting the Tommy Trojan statue at USC and then Trojan students burned USC initials on UCLA lawns. Police had to be called several times. The conflict got so out of hand that Dr. Rufus B. von KleinSmid, then USC's president, threatened to cancel the USC-UCLA game if any further disorders occurred.

On Nov. 12, 1942, the bell was wheeled in front of Tommy Trojan and the student body presidents of both schools – USC's Bill McKay and UCLA's Bill Farrer – signed an agreement stating that thereafter the annual winner of the Trojan-Bruin gridiron clash would keep the bell for the following year. In the case of a tie, the bell would be retained by the school that won the previous year's game. The USC Alumni Association later repaid the UCLA Alumni Association for half the cost of the bell.

At the time, the arrangement might have seemed like a bad deal for the Bruins, since they had yet to defeat USC. But that first year, 1942, UCLA beat USC, 14-7.

Since the bell became a trophy, its carriage has been painted cardinal 45 times while in USC's possession and blue 33 times while in UCLA's hold (there were 4 ties). *[Does not include 2 USC wins vacated due to NCAA penalty; original record: 4]*

Although the Victory Bell is one of college football's most famous trophies, it is probably the least seen. For all but 2 days of the year, the bell sits in a warehouse or a vault. The universities only display the bell during the first 3 quarters of the USC-UCLA game and on the Monday following the game, when it is delivered to the winning school's campus. Then the Victory Bell, which gained its reputation from being hidden, goes back into hiding.

Crosstown Cup

To highlight the year-long all-sports competition between crosstown rivals USC and UCLA, the Crosstown Cup (formerly Gauntlet Trophy) has been awarded annually since 2001-02 to the school with the most successful athletic year against the other. Points are awarded to the winner of each Trojan-Bruin head-to-head contest and the Crosstown Cup is awarded to the school with the most points at year's end. USC has won the Crosstown Cup 13 times in the competition's 21 years, including a span of 5 consecutive years: 2001-02, 2003-04, 2005-06, 2007-08, 2008-09, 2009-10, 2010-11, 2011-12, 2013-14, 2015-16, 2018-19, 2020-21 and 2022-23. [The 2019-20 competition was suspended in the spring when collegiate athletic events were cancelled due to coronavirus concerns.]



Shillelagh



SHILLELAGH I

A jeweled shillelagh is passed between the annual winner of the USC-Notre Dame game, perhaps the finest intersectional rivalry in college football.


A shillelagh (pronounced "shuh-LAY-lee") is a Gaelic war club made of oak or blackthorn saplings from Ireland. Those are the only woods used because, it is said, they are the only ones tougher than an Irish skull.

The foot-long shillelagh has ruby-adorned Trojan heads with the year and game score representing USC victories, while emerald-studded shamrocks stand for Notre Dame wins. For tie games, a combined Trojan head/shamrock medallion is used. On the end of the club is engraved, "From the Emerald Isle." The victor of the Trojan-Irish game gains year-long possession of the trophy.

Upon its initial presentation in 1952 by the Notre Dame Alumni Club of Los Angeles, it was said that "this shillelagh will serve to symbolize in part the high tradition, the keen rivalry and above all the sincere respect which these two great universities have for each other."

The original shillelagh was flown from Ireland by Howard Hughes' pilot, according to legend. It was devised by the Notre Dame Alumni Club of Los Angeles, based on a suggestion by Vern Rickard. John Groen designed it. Although the shillelagh was introduced in 1952, the medallions go back to the start of the series in 1926.

When the original shillelagh ran out of space for the Trojan heads and shamrocks after the 1989 game, it was retired and is permanently displayed at Notre Dame.



SHILLELAGH II

A new shillelagh – slightly longer than the original – was commissioned by Jim Gillis, a former baseball player at both USC and Notre Dame and a one-time president of the Notre Dame Club of Los Angeles, and handcrafted in 1997 in County Leitrim, Ireland. It contains medallions beginning with the 1990 game.

There are now 50 shamrocks, 37 Trojan heads and 5 combined medallions on the shillelaghs. *[Does not include 1 USC win vacated due to NCAA penalty; original record: 38 Trojan heads.]*

Origin of USC's Nickname – Trojans

USC's nickname, "Trojans," originated in 1912. Up to that time the University of Southern California teams were called the Methodists or Wesleyans, nicknames which were not looked upon with favor by university officials.

So, Warren Bovard, director of athletics and son of university president Dr. George Bovard, asked Los Angeles Times sports editor Owen Bird to select an appropriate nickname.

"At this time, the athletes and coaches of the university were under terrific handicaps," recalled Bird. "They were facing teams that were bigger and better-equipped, yet they had splendid fighting spirit. The name 'Trojans' fitted them."

"I came out with an article [prior to a track and field showdown between USC and Occidental] in which I called attention to the fighting spirit of USC athletes and named them 'Trojans.' From then on, we used the term 'Trojan' all the time, and it stuck."

"The term 'Trojan' as applied to USC means to me that no matter what the situation, what the odds or what the conditions, the competition must be carried on to the end and those who strive must give all they have and never be weary in doing so."

USC commemorated the 100th anniversary of its Trojans nickname during the 2012 season.

Colors: Cardinal & Gold

Before 1895, the official color of USC was gold. The official color of the College of Liberal Arts was cardinal. The college had its own official color because it was the largest academic unit in the University. In 1895, both colors were adopted as USC's official colors.



TROJAN MARCHING BAND



The Trojan Marching Band is one of the most dynamic and innovative collegiate band in the nation. Twice named the best marching band in the country by USA Today, the band is one of USC's most visible public relations tools and provides tireless support of USC athletic teams.

The band – established in 1880 and regarded as “Hollywood’s Band” – has played for 9 U.S. Presidents and appeared in numerous movies (including *Forrest Gump* and *The Naked Gun*), TV shows (including three times at the Academy Awards and with *OutKast’s André 3000* at the 2004 Grammy Awards and *Radiohead* at the 2009 Grammys, plus on *The Masked Singer*, *The Voice*, *Glee*, *Carpool Karaoke*, *American Idol*, *Dancing With The Stars*, *Scrubs*, *How I Met Your Mother*, and *The Tonight Show with Jimmy Fallon*), commercials and music videos. In 2013 it recorded a song for the animated movie, *The Croods*. The band earned 2 platinum albums recording the title track of *Fleetwood Mac’s* 1979 album, “Tusk,” and was on the group’s live 1997 reunion album, “The Dance.” It has played 3 times at the Coachella music festival and has produced numerous albums of its own music (featuring the well-known “Tribute to Troy,” “Conquest” and “Fight On”).

Among the musicians who played in the band as students were Herb Alpert of the Tijuana Brass (in the cornet section) and composers Richard Sherman and Mark Watters. Appearing with the band as guest artists have been John Phillip Sousa (in 1924), Henry Mancini, John Williams, Quincy Jones, Chuck Mangione, Diana Ross, Neil Diamond, Kenny Rogers, Tower of Power, George Clinton, KC & The Sunshine Band, System of a Down, Slash, Olivia Rodrigo, Jason Derulo, Gwen Stefani and The Offspring’s Dexter Holland.

The band performs a new halftime show with precision drills, specially-arranged music and dance routines at each home game. A typical football halftime show takes more than 100 hours to prepare. The band marches about 90 miles a year while traveling across the land supporting every USC team. In fact, it hasn’t missed a Trojan football game, at home or away, since 1987 (its full band trips to the Bay Area and Notre Dame are much anticipated). The band appears at more than 300 engagements each year, including at pro sporting events and major corporate and special events throughout Southern California.

Approximately 10 percent of its members are music majors, with almost every school and department represented among the balance. Now 250-plus members strong, the Trojan Marching Band has tripled in size since Dr. Arthur C. Bartner became its director in 1970. A graduate of the University of Michigan, Bartner brought with him a creative approach and the unique, contemporary “drive-it” style of marching. Bartner, a member of USC’s Athletic Hall of Fame, celebrated his 50th football season at USC in 2019. Dr. Jacob Vogel, who spent the previous four years as the band’s arranger, took over as director in 2021.

Bartner directed the 800-member 1984 Olympic All-American College Marching Band (with 125 USC band members) at the Games’ opening and closing ceremonies. It was the second time the band was involved with the Olympics, as it formed the 10th Olympic Band for the 1932 Los Angeles Games. The band has also performed at three Super Bowls, three World Series, the 1994 World Cup, NASCAR’s Clash at the Coliseum, and the 2002 NHL All Star Weekend.

During its summer vacations, the band stays busy traveling the world as goodwill ambassadors for the university. The band performed for the 50th Anniversary of D-Day in Normandy, France, at a private reception in 2002 for First Lady Laura Bush in Prague, on the Great Wall of China in 2004, in front of the Roman Colosseum in 2006 and on Rio de Janeiro’s Ipanema Beach in 2008. In 2023 the band visited Central Europe, performing in Salzburg, Vienna, and Prague. The band has also had the privilege of performing at six World Expositions in the last 35 years: Brisbane 1988, Seville 1992, Lisbon 1998, Aichi 2005, Shanghai 2010 and, most recently, Milan’s Expo 2015 where the band performed for USA National Day.

The Trojan Marching Band is complemented by the USC Silks (tall flags) and twirler, plus the world-famous USC Song Girls, who were ranked No. 1 in the nation by *Sports Illustrated*, and the Spirit Leaders.

In 2009, ESPN.com named the band and Song Girls as the nation’s best: “Nothing says ‘glamour school’ more than the ubiquitous presence of the USC Song Girls and the Trojan Marching Band. The Spirit of Troy brings one of the most stirring sounds in college football, while the USC Song Girls give Trojan games ones of the sport’s most indelible sights.” In 2014 and 2017, USA Today.com named the band as the “Best Band in College Football.”

Tommy Walker

The trumpet “Charge,” heard often at athletic contests, was composed by a post-World War II USC student named Tommy Walker. As a member of the Trojan Marching Band, he was known as “Tommy Trojan,” and as a USC football player, he would shed his band uniform, come down from the stands, and kick extra points (he lettered in 1947). Upon graduation in 1948, he was hired as the band’s director. He later was the first entertainment director at Disneyland and then went into business as one of the world’s leading creators of show business spectacles (including Super Bowl halftimes and Olympic opening and closing ceremonies). He died in 1986.

School Songs

“FIGHT ON”

Fight On for ol’ SC
Our men Fight On to victory.
Our Alma Mater dear,
looks up to you
Fight On and win
For ol’ SC
Fight On to victory
Fight On!

This song is usually played after first downs and touchdowns. The music for USC’s fight song, “Fight On,” was composed in 1922 by USC dental student Milo Sweet (with lyrics by Sweet and Glen Grant) as an entry in a Trojan spirit contest. In addition to inspiring generations of Trojan fans and players, the song has been used in numerous recordings and movies. Legend has it that during World War II in the Pacific, an American task force attacked an island held by the Japanese. As the Americans stormed the beach, “Fight On” blared from the deck of one of the transports. The U.S. men let out a tremendous roar and eventually won the island.

“ALL HAIL”

All hail to Alma Mater,
To thy glory we sing;
All hail to Southern California,
Loud let thy praises ring;
Where Western sky meets Western sea
Our college stands in majesty.
Sing our love to Alma Mater,
Hail, all hail to thee.

The words and music to USC’s alma mater, “All Hail,” were composed in the early 1920s by Al Wesson, Troy’s longtime sports information director. He wrote the song as a student member of the Trojan Marching Band for the finale of a 1923 campus show.

“CONQUEST”

Another famous USC song is the regal processional march, “Conquest,” by Alfred Newman. It is usually played after every USC score and victory. This stirring battle cry, from Newman’s score to the 1947 motion picture classic “Captain from Castile,” has become synonymous with the championship tradition of USC since the Trojans adopted it in 1954 during a basketball game against Oregon State. Newman, a legendary composer of film music, was the musical director of Twentieth Century-Fox Studios.

Other Songs

“Tribute To Troy,” the incessant stanza of pounding drums and blaring horns, is played after every defensive stop. “Fanfare” is the introduction to “Tribute To Troy” and is played when the band takes the field. “All Right Now” is played after USC gets a turnover. “Another One Bites the Dust” is played after USC gets a sack. The “William Tell Overture” is played at the start of the fourth quarter. “The Emperor’s Theme” from *Star Wars* is played when USC is flagged for a major penalty.





THE TROJAN HERITAGE

(From 1951 until his death in 2003, Mal Florence covered sports in Southern California—particularly USC football—for the Los Angeles Times. But he observed Trojan football since he watched his first game as a youngster in 1934. He then enrolled at USC during World War II, where he even played halfback sparingly in 1946. He was inducted into the USC Athletic Hall of Fame’s media wing in 1995.

(In 1980, he wrote a book about USC’s football history, “The Trojan Heritage.” Updated excerpts appear below.)

The Trojan football tradition. It means many things:

~The teams. The Thundering Herd teams of the late 1920s and 1930s, the war babies of the mid-1940s, the “I” formation-styled national champions of the 1960s and 1970s, and the current rebirth in the 2000s.

~The Rose Bowl, USC’s second home.

~The tailback. The slot that has evolved into *the position* in college football. A glamour figure with names like Morley Drury, The Noblest Trojan of Them All in the late 1920s, and Russ Saunders, Gus Shaver, Orv Mohler, Cotton Warburton, Amby Schindler, Grenny Lansdell, Frank Gifford, Jon Arnett, Mike Garrett, O.J. Simpson, Anthony Davis, Ricky Bell, Charles White, Marcus Allen and Reggie Bush.

~The coaches who have made an indelible impression on the game. Gloomy Gus Henderson bringing national recognition to USC; Howard Jones earning national respect with his Rose Bowl-winning teams and national champions; John McKay altering the concept of offensive football with his innovative “I” formation; John Robinson achieving that awesome balance of power running and productive passing, blended with stifling defense; and Pete Carroll, whose enthusiasm and competitiveness drove an aggressive defense and innovative offense.

~The rivalries. The one with Notre Dame that began in 1926 and has grown into the most prestigious intersectional confrontation in the country. Then there’s the one with UCLA, in which the outcome not only rewards the winner with bragging rights for the city, but also usually means a Rose Bowl berth.

~The games. The 16-14 victory over Notre Dame at South Bend in 1931 and the ensuing ticker tape parade in Los Angeles for the conquering heroes. The stunning 7-3 victory over Duke in the 1939 Rose Bowl. O.J. Simpson’s climactic 64-yard TD run that beat UCLA, 21-20, in 1967... and on and on.

~The Coliseum. USC’s home since 1923. Here the Trojan horse, Traveler, gallops around the track as the USC band stirs the crowd with its famous fight song, Fight On.

All of this is USC football. There’s nothing like it.

* * *

In 1944 Harry C. Lillie, an attorney, supplied missing information on USC’s first football team in 1888, eight years after the small Methodist school was founded in 1880.

USC was undefeated in 1888 in a two-game schedule. How fitting this was for a school which has had almost unparalleled success in athletics—football, of course, and 85 men’s NCAA championships, more by far than any other university.

Lillie, a 125-pound end on the first ragtag USC team, said:

“The only available opposition was a club team which carried the name of Alliance. Our first game was Nov. 14, 1888, right at the university and we won by a score of 16-0.

“In those days a touchdown scored four points, with the play which now corresponds to the conversion after touchdown adding two more points. A field goal scored five points, a safety scored two.

“The second game against Alliance was played more than two months later on Jan. 19, 1889, uptown on a vacant field bordered by Grand, Hope, Eighth and Ninth streets. The club team had improved considerably and we managed to score only a single touchdown to win, 4-0.”

Frank Suffel and Henry H. Goddard were playing coaches for this first team which was literally put together by quarterback Arthur Carroll. He volunteered to make the pants for the team. Appropriately, Carroll later became a tailor in Riverside.

The growth of USC and its football program coincides with the growth of Los Angeles, which had been founded only 99 years before the cornerstone was laid at the university in 1880 in an uncultivated mustard field. At the time, Los Angeles still retained characteristics of its earlier pueblo days.

American football at the turn of the century was a combination of rugby, soccer and pure mayhem. The rules provided for a playing field of 110 yards in length, exclusive of the end zones, and games were played in 45-minute halves with a 10-minute intermission. Intentional tackling below the waist, a fundamental and coached procedure now, was judged a foul then, just like unnecessary roughness.

USC fielded another team in 1889 (without a coach) and encountered

its first collegiate opponent, St. Vincent’s, now known as Loyola Marymount. The Methodists or Wesleyans (the name Trojans would come later) thrashed St. Vincent’s, 40-0, and then beat a Pasadena club team which featured the dreaded Flying Wedge, 26-0.

So far, so good. A pair of two-game seasons and USC was undefeated, untied and unscored upon.

Then, because of student apathy and some financial problems, USC didn’t have a team in 1890.

A pattern developed in which USC, still coachless, would play a one- to four-game schedule—without much success—until 1897 when Lewis Freeman became the school’s first non-playing coach. Not only did he outfit the team in sharp, new uniforms—turtle-necked shirts with “USC” inscribed on the front, knee-length pants and ankle-high shoes—he produced a winning team with a then-representative schedule.

USC, under Freeman, won five of its six games, losing only to the San Diego YMCA, 18-0. Freeman then moved on, but the Methodists continued their winning ways, recording a 5-1-1 record in 1898—losing to and being tied by Los Angeles High School.

It was during the late 1890s and the early 1900s that USC developed a rivalry with neighboring Occidental and Pomona, the early stand-ins for Notre Dame, California and Stanford.

The year 1904 marked the arrival of Harvey Holmes, the first salaried USC coach. He stayed four years, compiled a record of 19 wins, five losses and three ties and expanded USC’s schedule to 10 games in 1905, including a first meeting with Stanford. USC lost that game, 16-0, as one of the West Coast’s most prestigious rivalries began. The teams wouldn’t meet again in football until 1918.

Major college teams do not schedule too many “breathers” today because of financial considerations. But USC wasn’t thinking of the gate when it padded its 6-3-1 record in 1905 with victories over the likes of the National Guard, Whittier Reform and the Alumni.

USC continued to play football in 1908 under coach Bill Traeger. In 1909 and 1910 the team was under a coach who was to become famous in another sport.

Dean Bartlett Cromwell was called the “Maker of Champions” during his 40 years at USC—track and field champions, that is. A legendary figure in track and field, Cromwell’s teams won 12 NCAA titles, including nine in a row (1935-1943).

As a football coach, Cromwell had only modest success with 3-1-2 and 7-0-1 records in 1909 and 1910 and later a three-year record of 11-7-3 when he served as USC’s football coach from 1916 through 1918.

Between Cromwell’s first and second terms as football coach (along with a two-year tenure by Ralph Glaze, 1914-15), USC decided to move up in class athletically.

Rugby, as played by California and Stanford, was USC’s game in 1911 and a school spokesman said, “We are looking for a foothold on an athletic ladder that will carry us, we hope, to a level of competition to the proportion of our ambitious, restless, growing young institution.”

The results were disastrous. USC was badly outclassed for three years (1911-13) by more experienced rugby teams. It suffered financial reverses as well.

But all was not lost in this departure from American football. The Methodist school that was founded in a mustard field got a nickname that would identify it and its students and alumni glamorously for years to come.

Nicknames were popular in the early 1900s, but the school didn’t care much to be called Methodists or Wesleyans. So Owen R. Bird, a sportswriter for the Los Angeles Times, came up with a nickname that was to endure. It was Bird’s belief that “owing to the terrific handicaps under which the athletes, coaches and managers of the university were laboring and against the overwhelming odds of larger and better equipped rivals, the name ‘Trojan’ suitably fitted the players.”

When USC began playing football again in 1914, it also resumed its relationship with Occidental and Pomona. But the Trojans wanted to be known beyond the limited confines of Bovard Field so they began to schedule “big-time” foes such as St. Mary’s, Oregon and California.

USC split with California in 1915, winning, 28-10, and losing 23-21. Another traditional series was inaugurated.

World War I put a damper on USC’s athletic ambitions and Troy played a restricted schedule from 1917 through 1919.

USC had some outstanding players during its formative years, athletes such as Elwin Caley (whose 107-yard punt return in 1902 on a 110-yard field still stands as a school record), Hal Paulin, Arthur Hill, Roy Allan, Court Decius, Fred Kelly, Fred Teschke, Rabbit Malette, Tank Campbell, Turk Hunter, Dan McMillan and Herb Jones. But the Trojans wouldn’t become nationally recognized in football until the 1920s.



* * *

Elmer C. (Gloomy Gus) Henderson has the best winning percentage, 45-7 (.865), of any coach in USC's history. More importantly, Henderson, in his six seasons at the school (1919-1924), achieved national recognition for USC and established the format for successful teams of the future. Under Henderson, USC recorded some historic firsts:

- Appearing in the Rose Bowl in 1923 and beating Penn State, 14-3.
- Winning 10 games in a season twice, along with an undefeated season in 1920.

- Moving out of Bovard Field, where a turnaway crowd would be 10,000, to play in the vast Memorial Coliseum, where crowds of 70,000 would become routine for Trojan games.

Henderson was the first USC coach to recruit aggressively and he persuaded talented Southern California athletes to stay home and attend USC rather than to pursue their education at California or Stanford.

He also was an on-the-field innovator. His spread formations were copied by coaches and some elements of his offense are used today by college teams and the NFL.

"Gloomy Gus" was a well-known cartoon character of the era and Henderson was saddled with that nickname by Los Angeles Times sportswriter, Paul Lowry, because of the way he poor-mouthed the Trojans' prospects before a game.

USC had a 4-1 record in 1919, went undefeated in 1920 and was 10-1 in 1921 and again in 1922, two seasons in which the Trojans outscored their opposition, 598 to 83.

USC had a 6-2 record in 1923 which included the first football game ever to be played in the Coliseum—a 23-7 win over Pomona on October 6—and a later Coliseum game, a 13-7 loss to Cal that attracted 72,000 fans and sent a signal to Easterners that West Coast football had *really* caught on.

Henderson had a 9-2 record in his last season at USC in 1924, a year that featured intersectional games with Syracuse and Missouri, both of which the Trojans won.

During his tenure at USC, Henderson recruited and developed such outstanding players as Chet Dolley, Harold Galloway, Johnny Leadingham, Charley Dean, Roy (Bullet) Baker, Gordon Campbell, Andy Toolen, Lowell Lindley, Hobo Kincaid, Indian Newman, Hobbs Adams, Hayden Phythian, Holley Adams, Norman Anderson, Otto Anderson, Johnny Hawkins, Hank Lefebvre, Eddie Leahy, Manuel Laraneta, Butter Gorrell, Jeff Cravath and Leo Calland.

Two of Henderson's sophomores on the 1924 squad, guard Brice Taylor and quarterback Mort Kaer, would later become USC's first All-Americans. Henderson is credited with recruiting Morley Drury, who would become known as the "Noblest Trojan of Them All."

Despite his record, Henderson was fired after the 1924 season, some said because he went 0-5 against California during his tenure.

* * *

College football history might have been changed radically if Notre Dame's Knute Rockne had become USC's coach following Henderson's release before the 1925 season. Such an idea came close to becoming a reality. Gwynn Wilson, the USC graduate manager in the 1920s, remembers:

"Rockne came to USC for a football seminar and we saw a lot of him. We didn't have a coach and we talked to Rock about the job. He agreed to come, subject to getting a release from Notre Dame. Mrs. Rockne had fallen in love with Southern California. We had hopes but they (Notre Dame) talked him into staying. Maybe it was better that Rock stayed there and we got Jones."

Howard Harding Jones. The Headman. Responsible for bringing national recognition to USC when the East and Midwest were considered the twin citadels of college football.

His approach to the game was straight-forward yet intricate—power football, the single wing. Opponents often said they knew where the Trojans, under Jones, were coming, but still couldn't stop them. Jones' teams became known as the Thundering Herd, running (seldom passing) roughshod over some of the nation's best teams.

Before Jones came to USC, the school had not produced an All-American or won a national championship. During his 16 years as USC's coach, Jones developed 19 All-Americans, won national championships in 1928, 1931, 1932 and 1939, had undefeated seasons in 1928, 1932 and 1939, won eight Pacific Coast Conference titles and was undefeated in five appearances in the Rose Bowl. His overall record was 121-36-13 (.750) and his teams had seven seasons in which they won nine or more games.

It was during Jones' regime, in 1926, that the USC-Notre Dame rivalry began, a rivalry now esteemed as the most prestigious intersectional series in the country.

If it had not been for the persuasiveness of a young bride in 1925, the Trojan-Irish series may never have been.

Wilson and his bride, Marion, got on the Sunset Limited train to Lincoln where Notre Dame was going to play Nebraska. Mission: a USC-Notre Dame home-and-home series. Wilson didn't get to meet with Rockne though, until after the game when they all got on a train to Chicago.

"He told me that he couldn't meet USC because Notre Dame was

traveling too much," Wilson said. "I thought the whole thing was off but as Rock and I talked, Marion was with Mrs. Rockne, Bonnie, in her compartment. Marion told Bonnie how nice Southern California was and how hospitable the people were.

"Well, when Rock went back to the compartment, Bonnie talked him into the game. But if it hadn't been for Mrs. Wilson talking to Mrs. Rockne, there wouldn't have been a series."

Jones developed the prototype of the modern tailback. His tailback, called the quarterback in the Jones' system, not only carried the ball 80 or 90 percent of the time, but also passed, punted and played safety on defense.

These running backs had a regal quality to their names: Morton Kaer, Morley Drury, Russ Saunders, Marshall Duffield, Gaius (Gus) Shaver, Orville Mohler, Homer Griffith, Irvine (Cotton) Warburton, Ambrose Schindler and Grenville Lansdell.

There was the great blocking back, Erny Pinckert, and later Bob Hoffman. The linemen of the 20s and 30s were the best of their day—Brice Taylor, Jesse Hibbs, Nate Barragar, Francis Tappaan, Garrett Arbelbide, Johnny Baker, Stan Williamson, Tay Brown, Ernie Smith, Aaron Rosenberg and Harry Smith.

Jones made an immediate impact at USC. His first team in 1925 had an 11-2 record. The Trojans were 8-2 in 1926, 8-1-1 in 1927, 9-0-1 in 1928, 10-2 in 1929 and 8-2 in 1930. After a season-opening loss to St. Mary's in 1931, the Trojans didn't lose another game until Stanford beat them, 13-7, in 1933—a 27-game unbeaten streak.

Trojan old timers still argue about which team was Jones' best. Some say it was the 1929 team that destroyed Pittsburgh in the Rose Bowl, 47-14, even though USC lost two regular season games. Others contend it was the 1931 club that rebounded from a loss to St. Mary's to go undefeated the rest of the season, including the historic 16-14 upset of Notre Dame at South Bend on Johnny Baker's late field goal.

For the purists who say that the record is the only way to measure the worth of a team, it's difficult to dispute the credentials of the 1932 team, which went 10-0 and allowed its opponents to score only 13 points.

As usually happens to any coach who has a long association with a single school, Jones had some down years, from 1934 through 1937.

USC rebounded with a 9-2 record in 1938, including a 7-3 Rose Bowl victory over Duke in which fourth-string quarterback Doyle Nave came off the bench in the final minutes to throw four consecutive passes to end "Antelope" Al Krueger, the last for the touchdown. The Blue Devils went into the Rose Bowl undefeated, untied and unscored upon.

Some insist that Jones' last great team in 1939 was his best. USC was unbeaten, but tied by Oregon and UCLA, in 10 games. The Trojans climaxed the season with Jones' final Rose Bowl victory, 14-0, over an unscored-upon Tennessee.

Jones died of a heart attack July 27, 1941, at the age of 55. The Trojans would have some strong teams in the next 20 years under four coaches, but they wouldn't win another national championship until the John McKay era.

A Yale man and a former All-American at that school along with his famous brother Tad, Jones was already a competent coach when he came to USC in 1925 (he had coached at Syracuse, Yale, Ohio State, Yale again, Iowa and Duke). After a season at Duke, Jones became USC's coach. Some say he got the job on the recommendation of Rockne.

The 1928 season marked USC's first victory (27-14) over Notre Dame, after Rockne had tagged Jones with one-point defeats in 1926 and 1927.

Jones had a remarkably consistent record from 1925 through 1933, never losing more than two games in a season and establishing USC's winning tradition in the Rose Bowl.

Jones believed in and coached power football. Although his Thundering Herd teams rolled up yardage and scored as many as 492 points as early as 1929, some critics incessantly carped that USC's offense was unimaginative.

Jones added wrinkles to his offense, to be sure. He made good use of a wingback reverse and a surprise passing attack, demonstrated to near-perfection in the 1930 Rose Bowl when Russ Saunders threw three TD passes to beat Pittsburgh.

Still, it was the running game with flawless execution that was the trademark of Jones' best teams. Rules discouraged passing during Jones' heyday because a pass had to be attempted five yards behind the line of scrimmage and a team couldn't throw two incomplete passes in one series. Otherwise, it would incur a five-yard penalty in both instances.

So run the Trojans did. Drury, a workhorse in the backfield, became USC's first 1,000-yard rusher (1,163) in 1927. Amazingly, the Trojans wouldn't have another 1,000-yard runner until Mike Garrett (1,440) in 1965.

Mort Kaer, USC's first All-American tailback, gained 852 yards in 1926; Saunders had 972 in 1929; Orv Mohler and Gus Shaver accounted for 983 and 936 in 1930 and 1931, and Cotton Warburton gained 885 in 1933.

All of these backs averaged better than five yards per carry with considerably fewer attempts (excepting Drury's 223 in 1927) than the modern-day USC tailback.

Years later, Willis O. (Bill) Hunter, the USC athletic director when Jones was hired in 1925, said succinctly: "I'd have to say that all of us hitched our wagon to a star, and Howard Jones was that star. He made all of USC's later



* * *

It would not be precise to say that USC football was in limbo in the 40s and 50s. The Trojans went to the Rose Bowl five times during that time span and such players as Ralph Heywood, John Ferraro, Paul Cleary, Frank Gifford, Jim Sears, Jon Arnett and Marlin McKeever were honored as All-Americans.

There were also some fairly strong teams in this era—Jeff Cravath's war babies in the mid-40s and also his 1947 team, Jess Hill's once-beaten 1952 team and Don Clark's 1959 club.

But the Trojans had established high standards under Jones and fans of the school in the 40s and 50s thought in terms of national championships and took conference titles for granted.

Measured against the Thundering Herd days when overall only a loss or two in a season was tolerated, the 40s and 50s were a disappointing period for Trojan buffs. Sort of a waiting period. The Trojans didn't win a national championship in this span and Notre Dame took charge of its series with USC.

Succeeding Jones was Justin M. (Sam) Barry, who had been a valued assistant for Jones. Barry had close ties with Jones. He became basketball and baseball coach at Iowa on Jones' recommendation. Later, Jones brought Barry to USC to serve in the same capacity in addition to his assistant football coaching duties. Barry turned out winning baseball and basketball teams at USC and he was responsible for a major rules changes in the mid-30s—the abolition of the center jump.

Barry was under pressure in succeeding the legendary Jones and won only two of nine games with one tie in 1941.

When the dismal season ended, Barry was called into military service and President Rufus B. von KleinSmid and athletic director Bill Hunter began looking for an interim coach. The choice was Newell (Jeff) Cravath, a former Jones assistant and a defensive center for the Trojans from 1924 through 1926.

Cravath was coaching at the University of San Francisco in 1941 and his Dons had the highest scoring team on the West Coast. He had previously coached at Denver and in the junior college ranks.

He broke with the past and provided USC with a new offensive look in 1942. Howard Jones' single wing, with the quarterback carrying the ball almost every play, was put in mothballs.

The "T" formation, popularized by Stanford's Rose Bowl team in 1940, was in vogue and the Trojans were now in the "T"—with four backs, not one, handling the ball.

But USC had only moderate success in 1942, winning five and losing five with one tie.

By 1943 the country's war effort was in full gear and, because of travel restrictions, teams generally played teams in their own area. But USC football flourished during World War II because Cravath was able to recruit on his own campus. Navy and Marine training programs were set up at the school and some athletes who had played at other schools were transferred to USC. Moreover, the PCC voted to waive the peacetime regulation barring freshmen from varsity competition.

Cravath had an outstanding record during the war years, 23-6-2. His 1944 team was undefeated with two ties. USC made three straight appearances in the Rose Bowl. In 1943 USC played Washington at Pasadena in the only matchup of West Coast teams in Rose Bowl history. Jim Hardy threw three touchdown passes to tie Russ Saunders' record as USC won easily, 29-0.

USC had an even better team in 1944. With Hardy leading the way with his play-calling and passing, Troy concluded an unbeaten season by defeating Tennessee, 25-0, in the Rose Bowl. Jim Callanan scored the quickest touchdown in Rose Bowl history when he blocked a Tennessee punt and took it in with only 90 seconds elapsed in the game.

Because of service commitments, Hardy, All-American tackle John Ferraro, Gordon Gray and other stars from the 1944 team weren't available in 1945. So USC sent one of its worst teams to the Rose Bowl. The Trojans had a 7-3 regular season record, but they weren't a strong team. Alabama ended USC's string of eight Rose Bowl victories by winning, 34-14.

The war ended in 1945, and 1946 was the start of an unusual era in American college football. Servicemen who played for schools before the war, trainees who played during the war and incoming freshmen all were competing for positions now.

USC had a disappointing 6-4 record in 1946, but in 1947 the Trojans took charge of the PCC again. But the Trojans had peaked too soon. They struggled even while winning, including a 6-0 victory over UCLA that clinched the Rose Bowl bid. Then, Notre Dame, destroyed USC, 38-7, before 104,953 fans—the largest crowd ever to see a game at the Coliseum, before or since. The Trojans were humiliated again as mighty Michigan dealt USC then its worst defeat in the school's history, 49-0, in the 1948 Rose Bowl game.

USC had respectable records of 6-3-1 in 1948, including an upset 14-14 tie with unbeaten Notre Dame, and 5-3-1 in 1949. When the Trojans slipped to 2-5-2 in 1950, one of the worst records in the school's history, Cravath was asked to resign. It was his only losing season and his overall record was a creditable 54-28-8 (.644).

* * *

USC didn't have to look far for its new coach: he was right on campus.

Jesse T. Hill had become USC's track coach when Dean Cromwell retired in 1949. Hill had been one of the school's best all-around athletes. He played fullback for Howard Jones in 1928-29. He lettered three years, 1927-1929, on the track team as a broad jumper and was the first Trojan ever to better 25 feet in the event. He didn't report for baseball until his senior year at USC, but he was the league's leading hitter with a .389 average. He played major league baseball for the Yankees, Senators and Athletics and he retired with a 10-year batting average (majors and triple-A) of .306.

Like Gloomy Gus Henderson, Hill never achieved the acclaim as football coach that he deserved. He coached from 1951 through 1956 until he was promoted to athletic director and he had a 45-17-1 record, including two Rose Bowl appearances, a 7-0 win over Wisconsin in 1953 and a 20-7 loss to Ohio State in 1955. The win over Wisconsin was the first by a PCC team since the 1947 pact with the Big Ten.

It was under Hill's regime that USC converted to a multiple offense, single wing and "T," to take advantage of the talents of Frank Gifford, who was a reserve "T" quarterback and defensive back under Cravath in 1949 and 1950.

Old Trojans still say it's a shame that Gifford was limited to only one season, his senior year in 1951, as a tailback. Otherwise, the versatile athlete who went on to become an All-Pro with the New York Giants and then gain greater fame as a television sportscaster would be mentioned in the same breath with O.J. Simpson and other famous USC tailbacks. As it was, Gifford had an outstanding 1951 season, compiling 1,144 yards in total offense, 841 by rushing.

The Trojans finished with a 7-3 record in 1951, and in 1952 Notre Dame spoiled what was otherwise a perfect USC season (10-1) by winning, 9-0. USC finished the year by beating Wisconsin in the Rose Bowl.

Hill had records of 6-3-1 in 1953, 8-4 in 1954, 6-4 in 1955 and 8-2 in 1956 before he replaced the retiring Bill Hunter as athletic director.

There were some outstanding USC players in the early 50s, including Gifford, Pat Cannamela, Lindon Crow, Elmer Wilhoite, Jim Sears, an offensive threat who made All-American in 1952 as a defensive back, Al Carmichael, Bob Van Doren, Leon Clarke, Lou Welsh, George Timberlake, Aramis Dandoy, C.R. Roberts, Marv Goux—and Jon Arnett.

Arnett was one of the most exciting runners ever to play for USC. He was USC's leading rusher in 1954 and 1955 with 601 and 672 yards on a total of only 237 carries. Arnett played only half a season in 1956 as a senior because of PCC penalties levied against athletes from USC, UCLA, California and Washington for taking payments in excess of what the conference allowed for living expenses.

Other players who were juniors in 1956 lost their eligibility for the 1957 season. C. R. Roberts, an explosive fullback, who rushed for a then-school record of 251 yards against Texas in 1956, was one of the players affected.

The scandals not only scarred the players but led to the dissolution of the Pacific Coast Conference in 1959. A new league, the Athletic Association of Western Universities (AAWU), was formed with USC, UCLA, California, Washington and later Stanford as the member schools. It wouldn't be until 1964 that all of the Northwest schools would become reunited with the Big Five in the Pacific-8, which is now the Pac-10.

It was hardly a time for a new coach to take over at USC. But Don Clark, captain of the 1947 Trojans, a star lineman with the San Francisco 49ers and an assistant under Hill, was persuaded to take the job despite the fact that the PCC had put severe restrictions on USC's recruiting the previous two years. It is understandable why the Trojans had their worst record, 1-9, in the school's history in 1957.

Clark tried to generate enthusiasm with a new "go-go-go" hurry-up offense. When he was able to recruit again—getting players like the McKeever twins, Mike and Marlin—the Trojans made a comeback. They were 4-5-1 in 1958 and 8-2 in 1959, losing to UCLA and Notre Dame in the last two games.

Then Clark walked away from the job. He went out as a winner and applied the same success formula to the family business—Prudential Overall Supply.

So USC was without a coach on the threshold of the 60s. The most ardent Trojan fan couldn't imagine that the next coach would elevate the school to the national prominence that had not been attained since the days of Howard Jones.

* * *

Intelligent. Witty. Flippant. Quick-tempered. Moody. Aloof. Charming. Introverted. John McKay is all of these things—and more. To those who knew him best, the former USC coach was and is an enigma. But his friends and detractors generally agree that he'll be remembered as one of the outstanding college coaches ever.

Not only did he restore USC to its elite status, but he also had more influence on the way offensive football is played at the college level than any other coach in his time.

It was McKay who modernized the "I" formation with the tailback standing up in the backfield some seven yards deep, with the vision to scan the defense and with the potential to strike at almost any point along the line.

When you talk about tailbacks, you're talking about USC—such glamour

THE TROJAN HERITAGE

runners as Heisman Trophy winners Mike Garrett, D.J. Simpson, Charles White and Marcus Allen, plus Clarence Davis, Anthony Davis and Ricky Bell.

McKay was innovative, but more important than that, he was a winner. He won four national championships (1962, 1967, 1972, 1974) during his 16 years at USC (1960-75). His teams won nine Pacific-8 titles and finished in the nation's top 10 on nine occasions. He had a career record of 127-40-8 (.749), putting him in the same class with Jones (.750).

The Rose Bowl became almost USC's second home during McKay's tenure. His teams made eight New Year's Day appearances in Pasadena, winning five and losing three.

There was an exciting quality about McKay's teams and some of the most memorable games in USC history were played in the 60s and 70s: The 42-37 victory over Wisconsin in the 1963 Rose Bowl. The 20-17 win over Notre Dame in 1964, the game that deprived the Irish of the national championship. The 21-20 squeaker over UCLA in 1967 with Simpson sprinting 64 yards for the clinching touchdown. A final-minute 14-12 conquest of the Bruins and 26-24 over Stanford, both in 1969, and again over Stanford in 1973, 27-26. The amazing 55-24 rout of Notre Dame in 1974 after the Trojans trailed, 24-6, at halftime. The late, 18-17 victory over Ohio State in the 1975 Rose Bowl.

USC is identified with its tailbacks but rival coaches say it was the strength and mobility of McKay's offensive lines that enabled Simpson & Company to run to daylight.

USC had more than its share of All-Americans and talented players during the McKay era: wide receivers Hal Bedsole, Lynn Swann and Bobby Chandler; tight end Charles Young; linebackers Damon Bame, Adrian Young, Charles Weaver, Jimmy Gunn, Willie Hall and Richard Wood; defensive end Tim Rossovich; offensive tackles Ron Yary, Marvin Powell, Sid Smith and Pete Adams; defensive backs Mike Battle and Artimus Parker; quarterbacks Mike Rae, Jimmy Jones and Pat Haden; and fullbacks Sam (Bam) Cunningham and Ben Wilson.

During the 40s and 50s, the USC-Notre Dame series had become one-sided, distinctly favoring the Irish. But McKay, after a tentative start, turned things around. He was shut out by the Irish his first two seasons, 1960 and 1961, and in 1966 Notre Dame embarrassed USC, 51-0, the worst defeat in Trojan history. McKay lost only once to Notre Dame the next nine seasons (two ties). When he left USC for Tampa Bay of the NFL after the 1975 season, he had established an 8-6-2 record against the Irish.

McKay played freshman football at Purdue in 1946, then transferred to Oregon the next year, where he was an All-Coast halfback. He stayed on as an assistant at Oregon, but when an opening developed on Don Clark's staff in 1959, Clark hired McKay. It was the most fortuitous decision of McKay's career. Clark resigned after the 1959 season and he recommended McKay for the USC job.

Now USC football was in the hands of a virtually unknown assistant coach and his debut was hardly auspicious. He lost his 1960 opener to Oregon State, 14-0, and struggled through a 4-6 season. Injuries, graduation losses and an inordinate number of slow-footed backs hindered the Trojans. Alumni were already grumbling about McKay when the new USC coach upset UCLA, 17-6, near the end of the season.

The record was not much better in 1961, 4-5-1, but McKay was already experimenting with the "I" formation. He moved Willie Brown, a flanker, to tailback, and Brown responded with a 93-yard touchdown run to beat SMU. Then, the following week against Iowa, USC had its first explosive offensive game under McKay. After trailing, 21-0, the Trojans rallied for 34 points. They lost in the final minute, 35-34, when McKay, not willing to settle for a tie, opted for the two-pointer and failed. He would lose other games by going for two points, but he would also win a Rose Bowl game and a share of the national championship with a successful two-point try. McKay saw no sense in ties; he played only to win.

In 1962 it all came together for McKay. He had benefited from recruiting, refined the "I" and borrowed the Arkansas defense from Frank Broyles. USC had speed on both offense and defense, two fine quarterbacks in Pete Beathard and Bill Nelsen, the versatile Willie Brown at tailback, strong Ben Wilson at fullback and wide receiver Hal Bedsole, a big man (6-5, 220), who could fly.

The 1962 team had a perfect 11-0 record to win the national championship. In its 10 regular season games, USC outscored the opposition, 219-55, and held eight opponents to seven points or less.

The best and most thrilling aspect of the season was the 1963 Rose Bowl game with Wisconsin. The Trojans built what seemed an almost insurmountable lead, 42-14. They almost lost the game when Wisconsin quarterback Ron VanderKelen completed 18 of 22 passes in the fourth quarter. 33 of 48 in the game for 401 yards, in a remarkable near-comeback. Final score: USC 42, Wisconsin 37.

The 1963 season is notable for the debut of the first of McKay's great tailbacks—Mike Garrett, a runner with speed and power who became USC's first Heisman Trophy winner in 1965. McKay said it's a shame that Garrett never got an opportunity to play in the Rose Bowl during his three seasons at USC. The Trojans had respectable records—7-3 in 1963 and again in 1964 and 7-2-1 in 1965—but losses to Washington and UCLA kept them from Pasadena.

USC just missed getting to the Rose Bowl in the mid-60s, but there was that shining moment in 1964 when the Trojans shocked Notre Dame right out of a national championship. The unbeaten Irish were on their way to a title, leading the Trojans, 17-0, at halftime. But the Trojans rallied to win, 20-17, on quarterback Craig Fertig's touchdown pass to wide receiver Rod Sherman.

USC got to the Rose Bowl in 1966, but McKay doesn't have pleasant memories of that season. The Trojans lost their final three games—UCLA, 14-7; Notre Dame, 51-0; and Purdue in the Rose Bowl, 14-13, when McKay lost another two-point gamble.

The next year, 1967, became significant for two reasons: one, a junior college transfer from San Francisco named Orenthal James Simpson was the new tailback. Two, the Trojans were on their way to three winning years in which they would have a combined 29-2-2 record, win the national championship and finish second and third in wire service rankings, and make three straight visits to the Rose Bowl.

When USC won its first national title under McKay in 1962, it was accomplished under one-platoon rules. In 1967 the two-platoon system was back and USC was even stronger. The incomparable Simpson averaged 154 yards a game rushing, including a single game high of 235 yards. McKay had one of his best defensive units, which allowed only 87 points.

And 1967 was the year that the team broke the South Bend jinx. Notre Dame hadn't lost to USC at home since 1939 but Simpson's running and a ball-hawking defense that included seven interceptions retired some old ghosts, 24-7.

There was also the showdown game with crosstown rival UCLA. The Bruins were the nation's top-ranked team at the time. The Trojans had held the No.1 position earlier, but had slipped to third the previous week after being upset by Oregon State, 3-0, on a muddy field at Corvallis. The lead changed hands four times. UCLA spurred ahead, 20-14, in the fourth quarter behind Gary Beban, the Heisman Trophy winning quarterback. Then Simpson found daylight and sprinted 64 yards to a touchdown and a national championship.

After that, even the Rose Bowl was anticlimactic. Indiana was dominated by USC, 14-3.

The next two years, USC got another nickname—the Cardiac Kids; the team won or tied 12 times with fourth-quarter comebacks.

In 1968, Simpson carried the ball 383 times, an average of 35 carries a game, and gained 1,880 yards, an average of 4.9 yards a carry, on his way to winning the Heisman Trophy.

USC came into the Rose Bowl against Ohio State that season with a 9-0-1 record. Despite an 80-yard touchdown run by Simpson, the Buckeyes took advantage of Trojan turnovers to win, 27-16.

The 1969 team had a 10-0-1 record, climaxing the season with a 10-3 victory over Michigan in the Rose Bowl. But the second edition of the Cardiac Kids was often maligned because they didn't win by impressive margins. The fabulous Juice was gone and the Trojans had new personalities—sophomore quarterback Jimmy Jones, tailback Clarence Davis and a defensive line known as the Wild Bunch.

Jones could misfire on eight straight passes and then become accurate in the final minutes. Davis is now known as the "forgotten" USC tailback because his career followed those of Garrett and Simpson. Davis led the Trojans in rushing in 1969 and 1970, gaining 1,351 and 972 yards.

The name, Wild Bunch, was inspired by the current movie of the same name. The group was composed of ends Jimmy Gunn and Charles Weaver, tackles Al Cowlings and Tody Smith, and middle guard Bubba Scott. Gunn and Cowlings were All-Americans in 1969. Weaver was so honored in 1970.

The Cardiac Kids were at their heart-stopping best in a 26-24 victory over Stanford. Late in the game, USC surged back behind Jones' passing and Davis' running to set up Ron Ayala's 34-yard field goal with no time remaining.

The 1969 USC-UCLA game is considered one of the most dramatic of the series. Both teams were unbeaten with 8-0-1 records. The Wild Bunch gave UCLA quarterback Dennis Dummit a beating, but UCLA took the lead, 12-7 with 5 minutes left. Then, Jones, 0 of 9 passing in the first half, began to hit his receivers. A pass interference penalty against UCLA on an apparent fourth-down incompleteness gave Jones a reprieve. He fired a 32-yard touchdown pass to Sam Dickerson deep in the end zone—and USC had pulled it out, 14-12, with 1:32 to play.

USC was 6-4-1 in 1970 and matched that in 1971. Winning years in some books, but not at USC.

McKay became conscious in 1970 that he needed faster and more talented players. By 1972 he had the right blend of experience and youth. He also had one of the greatest teams in the history of college football.

This was a team without an apparent weakness. It had a 12-0 record, scored 467 points, averaged 432 yards a game, never trailed in the second half, restricted opponents to an average of only 2.5 yards per rush and didn't permit a run longer than 29 yards.

McKay had two quality quarterbacks, senior Mike Rae and sophomore Pat Haden; an outstanding sophomore tailback, Anthony Davis, who became a starter at midseason; a high diving, excellent blocking fullback, Sam (Bam) Cunningham; tight end Charles Young and offensive tackle Pete Adams, both All-Americans; skilled defensive players like tackles John Grant and Jeff



Winans and Richard (Batman) Wood, a sophomore All-American linebacker who could run the 40 in 4.5 seconds, and three fine wide receivers, Lynn Swann, Edesel Garrison and Johnny McKay, the coach's son.

The Trojans breezed through their schedule until the regular-season ending game with Notre Dame at the Coliseum. The Irish made a game of it, and closed to within two points, 25-23, late in the third quarter. Then Anthony Davis returned a kickoff 96 yards for a touchdown. He had earlier scored on a 97-yard kickoff return. The momentum belonged to the Trojans and they won, 45-23. Davis scored *six* touchdowns against Notre Dame that day, the most ever by a Trojan.

To underscore that the team was clearly the best in the country, USC destroyed Woody Hayes' Ohio State team, 42-17, in the Rose Bowl. Cunningham sky-dived for four touchdowns, Rae completed 18 of 25 passes for 229 yards with no interceptions and Davis slashed for 157 yards, including a 20-yard TD run that broke the game open.

The Trojans were undisputed as No. 1. For the first time in collegiate history, USC got every first-place ballot in the final AP and UPI polls.

McKay had lost 12 regulars from his 1972 team when the 1973 season opened. Still, the Trojans responded with a 9-2-1 record and another appearance in the Rose Bowl (Ohio State won, 42-21).

McKay believed that he had one of the strongest teams in the country at the outset of the 1974 season. Haden and Davis were both seniors. The team was generally experienced.

The Trojans were shocked by Arkansas, 22-7, in the opener at Little Rock, and weren't impressive at times, especially at mid-season when they were tied by California, 15-15. But then they got rolling, leading to one of the most remarkable games ever played. The Trojans, apparently beaten by Notre Dame and trailing, 24-0, in the first half, rallied for 35 points in the third quarter, scored more in the fourth quarter and won, 55-24. Anthony Davis returned the second-half kickoff 102 yards for a touchdown to get the roll started, the sixth of his career, breaking the existing NCAA record.

The Trojans, with a flair for the dramatic, had not run out of comebacks. In the 1975 Rose Bowl game, USC trailed Ohio State, 17-10, with minutes left to play. Haden teamed with Johnny McKay on a 38-yard touchdown pass. Coach McKay went for the two-point conversion try. Haden threw a low, accurate pass to Shelton Diggs for an 18-17 victory. The pass was the biggest play of the year because Alabama had lost to Notre Dame on New Year's night in the Orange Bowl and USC was elevated to the No.1 spot in the final UPI poll.

In 1975, USC won its first seven games. But Troy wasn't as formidable as its record indicated—and there was something else. McKay announced before his team was to play at California in game eight that he would be leaving USC at the end of the season to coach the NFL expansion team in Tampa Bay.

McKay was in the dual role of athletic director and football coach. He had become weary of the politics of college athletics and the recruiting grind after 16 years. And there was precious little more that he could accomplish at the college level. The most compelling reason to leave USC, however, was the lifetime security of the Tampa Bay offer.

McKay's decision had an immediate adverse effect on his team, which lost four straight conference games. Although USC had a disappointing 7-4 regular season record and was out of the Rose Bowl race even before the UCLA game, McKay still went out as a winner. The Trojans played in the Liberty Bowl in Memphis and pulled off a mild upset by defeating Texas A&M, 20-0.

* * *

Howard Jones won his last national championship in 1932. John McKay won his first in 1962. That's a 30-year drought between legendary coaches. USC wouldn't have to wait that long after McKay resigned.

John Robinson, McKay's replacement, not only maintained the winning Trojan tradition, he added a new dimension to the USC football program.

Robinson went 67-14-2 (.819) in his first seven-year stint at USC (1976-1982). He won a national championship in 1978. His teams finished second in the final wire service polls twice, in 1976 and in 1979. He won three Rose Bowls (1977,1979,1980) and a Bluebonnet Bowl game (New Year's Eve, 1977).

As a tactician, he retained the best from McKay—the formation and tailback-oriented offense along with a sound defense—while establishing the quarterback as a more important figure in his offense.

McKay's best teams were balanced offensively (running and passing), but, in 1975, when USC slumped, the poor play of quarterback Vince Evans was a contributing factor. Evans was much improved under Robinson in 1976. Robinson was also responsible for the improvement of Rob Hertel in 1977. It was in 1978 and 1979 that the quarterback, Paul McDonald, really came into a position of eminence in the USC offense, rivaling that of the tailback, Charles White.

Robinson, like McKay, was a virtually unknown assistant when he was named USC's coach. He was a reserve end on Oregon's 1957 Rose Bowl team and he stayed at his alma mater for 12 years as an assistant before becoming McKay's offensive coordinator from 1972 through 1974. He left USC in 1975 to join the Oakland Raiders as an offensive assistant coach.

Robinson's first night as a head football coach was a nightmare. That was Sept. 11, 1976, when Missouri shocked Robinson's Trojans, 46-25, in the

opener.

But the game was hardly a harbinger for the season. The Trojans got their act together and won their next eight games to set up another Rose Bowl-deciding game with UCLA, unbeaten and ranked No. 2 in the country under new head coach Terry Donahue. USC won, 21-14.

Ricky Bell was the latest model off the USC tailback assembly line that season. He had broken O.J. Simpson's single season rushing record the previous year, gaining 1,957 yards on 385 carries.

Bell didn't fit the mold of a typical USC tailback. Garrett, Clarence Davis, Anthony Davis and, later, White, were short, stocky types. Bell, a former fullback and linebacker, was a battering, bruising runner with good speed for a big man. He gained 1,433 yards for the season to become USC's No.2 all-time leading rusher behind Anthony Davis, 3,724 to 3,689.

After the 1976 win over UCLA, USC beat Notre Dame, 17-13, the next week and then the Trojan defense completely destroyed powerful Michigan in the Rose Bowl. The Wolverines were the nation's leading scoring (39 points average) and rushing team (448 yards), but they could score only six points and rush for 217 yards as USC won, 14-6, without Bell.

Bell was knocked unconscious on USC's first series. White, who would go on to become the school's most prolific rusher, filled in with 114 yards on 32 carries. Evans completed 14 of 20 passes for 181 yards, scored a touchdown on a one-yard keeper and was named Player of the Game. Robinson became the first rookie head coach from the Pac-8 to win the Rose Bowl game in 61 years.

Bell, safety Dennis Thurman, defensive tackle Gary Jeter and offensive tackle Marvin Powell got All-American recognition. USC finished with an 11-1 record and a No. 2 national rating behind undefeated Pittsburgh.

Expectations were high for 1977. The Trojans started fast, winning their first four games and moving to the top of the rankings. Alabama snapped USC's 15-game unbeaten streak with a 21-20 victory at the Coliseum and the Trojans suddenly became an inconsistent team. They lost three of their next five games, including an embarrassing 49-19 setback to Notre Dame at South Bend, where the Irish switched from blue to green jerseys before the game to get a psychological advantage.

The Trojans were out of the Rose Bowl running by the time they met UCLA. But it was an important game for the Bruins. If they beat USC, they would get the Rose Bowl bid; a loss would send Washington to Pasadena. In one of the most exciting games of the city series, the Bruins were leading, 27-26, with only a few minutes remaining. Then, Frank Jordan kicked a 38-yard field goal with two seconds left, kicking UCLA out of the Rose Bowl, 29-27.

USC got a consolation prize, a Bluebonnet Bowl bid against Texas A&M at Houston's Astrodome. It was a wild offensive party on New Year's Eve. USC gained 620 yards rushing and passing; A&M gained 519. USC won, 47-28.

For a change, USC wasn't highly ranked in the 1978 preseason polls. Nor were the Trojans the consensus favorite to win the newly-expanded Pacific-10 with the addition of Arizona and Arizona State.

USC opened with lackluster wins over Texas Tech and Oregon. No. 1-ranked Alabama was waiting for USC in Birmingham. The Trojans, with tailback Charles White who was now a junior gaining 199 yards on 29 carries, toppled Alabama, 24-14. USC didn't let down the next week against Michigan State, the Big Ten co-champion. The Trojans buried the Spartans, 30-9. USC seemed unbeatable then, but it was walking into a trap at Tempe. Arizona State surprised USC, 20-7. The Trojans couldn't afford to lose another game if they expected to get to the Rose Bowl. They didn't.

The Trojans had the Rose Bowl bid but if they were to stay in contention for the national championship, they had to beat their old rival, Notre Dame, the following week at the Coliseum.

USC had Notre Dame reeling, leading them, 24-6, after three quarters. The Irish made a comeback to rival any in the school's illustrious history. Incredibly, Notre Dame scored three touchdowns in the fourth quarter to take a 25-24 lead with 46 seconds remaining. There was time enough for USC to make an even more amazing comeback. Jordan, who had kicked a 38-yard field goal with two seconds left to beat UCLA in 1977, booted a 37-yard field goal with two seconds remaining to shock Notre Dame, 27-25.

It was on to the Rose Bowl for USC, where the Trojans scored a 17-10 win over Michigan. USC went into the game as the nation's third-ranked team, behind unbeaten Penn State and once-beaten Alabama, in both wire service polls. After Alabama beat Penn State in the Sugar Bowl, the Tide won the national championship in the AP poll and USC barely won in the UPI balloting.

If USC was overlooked in preseason ratings in 1978, they made up for it in 1979.

The Trojans seemed awesome. They were coming off a 12-1 season, a share of the national championship and White and McDonald, now seniors, represented the best one-two offensive punch in college football. Besides White and McDonald, Robinson had such skilled players as offensive tackle Anthony Munoz and guard Brad Budde, both All-American prospects; wide receiver Kevin Williams, tight ends Hoby Brenner, James Hunter and Vic Rakhshani; defensive linemen Myron Lapka, Ty Sperling and Dennis Edwards; linebackers Dennis Johnson and Larry McGrew; and two of the nation's best safeties, Ronnie Loft and Dennis Smith.

THE TROJAN HERITAGE

USC won its first five games, but then lost its No.1 ranking in an improbable manner. Stanford was the spoiler. The Cardinals stunned USC with 21 unanswered points in the second half and the game ended in a tie, 21-21. USC had had its letdown for the season, but it didn't falter again.

The Trojans were back in the Rose Bowl, this time against Ohio State. With 5:21 to play, the Buckeyes led, 16-10, and the Trojans were in deep trouble at their own 17-yard line. White, who was already the runaway winner in the Heisman Trophy balloting, simply ran through Ohio State. The Trojan tailback gained 71 yards of an 83-yard stay-on-the-ground assault climaxed by his diving touchdown inches away from the goal line. The successful conversion enabled USC to preserve its unbeaten record, 11-0-1. The Trojans wound up as the nation's No. 2 team in both polls.

White and McDonald had superb seasons. White was the nation's leading rusher in 1979. He wound up his regular season career with 5,598 yards—second highest total in NCAA history. McDonald set 17 NCAA, Pac-10 and school passing records. All-American guard Brad Budde won the Lombardi Award as the nation's best lineman and linebacker Dennis Johnson also won All-American honors.

The decade of the '80s marked the emergence of still another tailback to carry on the legacy of excellence that is inherent with the USC football program.

Marcus Allen, who had served his apprenticeship as Charles White's fullback in 1979 (gaining 649 yards and scoring eight touchdowns), was now prepared to assume the demanding responsibility as tailback in the I formation. Allen was a reserve tailback in 1977 as a freshman, with only limited experience at the position considering that he was a quarterback and defensive back in high school.

The graduation loss of Paul McDonald left John Robinson without an experienced quarterback in 1980, so USC was one dimensional on offense, student body left and right.

Despite his inexperience at the position and a limited passing game, Allen still managed to gain 1,563 yards, and catch 30 passes. He also showed his versatility by completing the only two passes he threw, one for a 36-yard touchdown.

The Trojans, who were ineligible to play in a bowl game due to conference sanctions, finished with an 8-2-1 record, losing to Washington, the Rose Bowl representative, and narrowly to UCLA, 20-17—the Trojans' first loss to the Bruins in Robinson's five seasons as USC's coach.

Three Trojans, defensive back Ronnie Loft, offensive tackle Keith Van Horne and offensive guard Roy Foster were recognized as All-Americans.

Allen had a productive first season as USC's tailback. Still, it wasn't an indication of what he would accomplish in 1981. A more confident, skilled player now, his statistics were awesome even though he was a marked man. Allen was virtually the USC offense as he gained 2,342 yards through 11 regular season games, an NCAA mark, while averaging a record 212.9 yards per game. His record-breaking season was validated as he became the fourth Trojan tailback to win the Heisman Trophy.

Even though USC won its first four games, including a thrilling last-second 28-24 victory over Oklahoma on national TV, an upset loss to Arizona, 13-10, and a 13-3 setback to Washington in Seattle prevented the Trojans from going to the Rose Bowl. However, USC ended the regular season with a 22-21 victory over UCLA as nose guard George Achica blocked a late Bruin field goal try to preserve the win.

The Trojans didn't fare so well in the Fiesta Bowl, where they were dominated by Penn State, losing, 26-10, to finish with a 9-3 record. Allen was a unanimous All-American with Foster repeating and linebacker Chip Banks getting equal recognition.

Because of NCAA and conference sanctions, USC was ineligible to participate in any bowl games the next two seasons.

USC still had a respectable 8-3 season in 1982 despite the loss of Allen and an injury-decimated tailback corps.

It was in the week preceding the 1982 Notre Dame game that Robinson disclosed that he was leaving USC as football coach to become a senior vice president in the school's administration. He wouldn't remain at that position long, though, leaving USC soon after to become the Rams' coach.

So the theme for the Notre Dame game was "Win One for the Fat Guy," pertaining to Robinson's girth and his popularity. The Trojans did just that, 17-13, with tailback Michael Harper scoring the winning and controversial touchdown in the closing minutes. It was argued that Harper didn't have the ball when he sky-dived over a pile at the goal line.

Achica and offensive linemen Don Mosebar and Bruce Mathews were named All-Americans.

* * *

The successful Robinson, who had coached USC to three Rose Bowl wins and a national championship in 1978, was replaced by Ted Tollner, who had joined the USC staff in 1982 as offensive coordinator. However, although nobody knew it then, it wouldn't be the last time Trojan fans saw Robinson.

Tollner's first season wasn't auspicious as the Trojans slumped to a 4-6-1 record, the first losing season in 22 years. Their 27-6 loss to Notre Dame was the start of a frustrating streak—13 consecutive years without a win over the

Irish. Center Tony Slaton was an All-American in 1983.

The Trojans rebounded in 1984, winning seven straight Pac-10 games and clinching the Rose Bowl bid a week before the end of the conference season with a 16-7 victory over Washington. Tollner had a defensive team featuring All-American linebackers Jack Del Rio and Duane Bickett, while a fiery JC transfer, quarterback Tim Green, who replaced injured Sean Salisbury, provided leadership on offense. The Trojans had a letdown after beating Washington, losing to UCLA and Notre Dame. But Tollner's team regrouped to beat Ohio State, 20-17, in the Rose Bowl for a 9-3 record.

Although USC was favored to repeat as conference champs in 1985, the Trojans had a 6-6 season, ultimately losing to Alabama, 24-3 in the Aloha Bowl.

The Trojans started fast in 1986, winning their first four games. Then, USC was upset by Washington State, 34-14, and lost to Arizona State, 29-20, before winning three straight conference games. But the Trojans finished on a sour note, losing to UCLA, 45-25, and Notre Dame, 38-37. Tollner was then fired, the first USC coach to be terminated since Jeff Cravath in 1950. Tollner's four-year record was 26-20-1.

Tollner was a lame duck when USC lost to Auburn, 16-7, in the Citrus Bowl that concluded a 7-5 season. Offensive guard Jeff Bregel and safety Tim McDonald, All-Americans in 1985, did so again in 1986.

* * *

A day following the Jan. 1 Citrus Bowl, Arizona coach Larry Smith was named as Tollner's replacement. Smith had revived Arizona's program in his seven years there, winning 70% of his games in his last four seasons. He also coached Arizona to a startling upset over No.1 ranked USC in 1980 and had beaten rival Arizona State five straight times.

The Trojans had a roller coaster season in 1987, Smith's first year as coach. Michigan State beat USC, 27-13, at East Lansing in the opener and Oregon upset USC, 34-27, at Eugene at midseason to imperil USC's Rose Bowl aspirations. But the Trojans rebounded to beat Washington, 37-23, at Seattle when a loss would have meant virtual elimination from the Rose Bowl race. The Trojans kept winning behind quarterback Rodney Peete, who was to break every meaningful USC passing record, and tailback Steven Webster, a 1,000-yard rusher.

As it has so many times in the past, the Rose Bowl deciding game paired the Trojans against the Bruins. But USC, an 8 1/2 point underdog, prevailed, 17-13, getting the winning touchdown on Peete's 33-yard pass to receiver Erik Affholter, who juggled the ball in the corner of the end zone. Peete provided the play of the game late in the first half, when he ran down UCLA's Eric Turner, who had intercepted Peete's pass and was apparently headed for a TD that would have provided UCLA with a 17-0 halftime lead.

USC was back in the Rose Bowl only to lose to Michigan State again, 20-17. Offensive lineman Dave Cadigan was selected an All American.

The 1988 campaign began in glorious fashion for the Trojans. USC was celebrating its athletic centennial and the football team did its part, starting off 10-0 and rising to No. 2 in the rankings. With its second consecutive Rose Bowl berth clinched by virtue of a 31-22 win over UCLA (Peete was hospitalized all week with the measles, but came off his sickbed to lead Troy to victory), the undefeated Trojans hosted top-ranked Notre Dame. But the Irish prevailed, 27-10, and USC couldn't recover in the Rose Bowl, falling to Michigan, 22-14, as Smith lost to his former boss, Bo Schembechler (who he served under at Miami of Ohio and Michigan).

Peete, who finished second in the Heisman voting and set a USC season and career passing records, was an All-American, along with Affholter, safeties Mark Carrier and Cleveland Colter and defensive tackle Tim Ryan.

USC's 1989 season was supposed to open in historic fashion—against Illinois in the Glasnost Bowl in Moscow of the Soviet Union, but those plans had to be scratched because of contractual difficulties with the game's organizers (the game was played in the Coliseum and the Illini won, 14-13). The Trojans then won eight of their next nine games, including a dramatic 18-17 comeback win at Washington State when freshman quarterback Todd Marinovich—whose father, Marv, captained the 1962 USC squad and whose uncle, Craig Fertig, was USC's 1964 captain—passed USC 91 yards down the field in 18 plays at game's end. Troy's only loss during that span was 28-24 at Notre Dame (USC also tied UCLA, 10-10). USC, which finished 9-2-1, made it to the Rose Bowl for the third year in a row and the third time was the charm for Smith as he beat No. 3 Michigan, 17-10, in Schembechler's last game as Wolverine coach. Tailback Ricky Ervins, who rushed for 1,395 yards in 1989, ran 14 yards for the game-winning TD with 1:10 to play to earn Rose Bowl MVP honors.

Carrier and Ryan repeated as All-Americans in 1989 (Carrier also won the Thorpe Award as the nation's top defensive back), while linebacker Junior Seau and offensive guard Mark Tucker also won All-American acclaim.

USC's Rose Bowl streak ended in 1990, although the 8-4-1 Trojans did play in a bowl that season, narrowly losing to Michigan State (17-16) in the John Hancock Bowl. The season's highlight was the UCLA game, the highest-scoring and perhaps most thrilling game in the storied crosstown rivalry. The game, won by USC, 45-42, featured a 42-point fourth quarter with four lead changes, capped by Marinovich's 23-yard game-winning pass to



Johnnie Morton with 16 seconds to go. Linebacker Scott Ross was a 1990 All-American and tailback Mazio Royster rushed for 1,168 yards.

The Hancock Bowl loss—marked by a sideline shouting match between the stern disciplinarian Smith and the free-spirited sophomore Marinovich, who soon after left for the NFL—signaled the beginning of the end for Smith's tenure at USC. Things quickly unraveled in 1991, as the Trojans were upset in their home opener by unheralded Memphis State, 24-10. Although USC upset No. 5 Penn State the following game, 21-10, Troy had a difficult year. The Trojans were 3-8, ending the season with six consecutive losses—including the first of an embarrassing eight in a row to UCLA—and no bowl trip.

Smith's 1992 season started decently. Despite a tie with San Diego State in the opener and a close 17-10 road loss to top-ranked Washington, USC regrouped to win four in a row, but then disaster struck as the Trojans lost four of their last five, including 38-37 to UCLA when a potential game-winning 2-point conversion pass with 41 seconds to go fell incomplete (Troy had a 14-point fourth quarter lead) and 24-7 to upstart Fresno State in the Freedom Bowl. USC, fielding its 100th football team, finished 6-5-1, despite featuring a pair of All-Americans in electrifying wide receiver/return specialist Curtis Conway (who set the school's career kickoff return record) and offensive tackle Tony Boselli. So, just three seasons after directing the Trojans to three straight Rose Bowls, Smith was fired...and a familiar face returned to Troy.

* * *

After a successful nine-year run coaching the Rams, in which he made the playoffs six times, and then a year off spent as a television analyst, John Robinson returned to USC in 1993 in hopes of restoring the football program's past glory.

He had an immediate impact, as his first team tied for first place in the Pac-10 (UCLA received the Rose Bowl bid because it beat the Trojans, 27-21). Like in his first stint at Troy, Robinson lost his opener (31-9 to North Carolina). He then lost three road games to Top 15-ranked teams (Penn State on a failed two-point conversion attempt at game's end, Arizona and Notre Dame), but the 8-5 Trojans did beat Washington in Seattle to end the Huskies' 17-game home winning streak and they prevailed over Utah in the Freedom Bowl, 28-21. USC almost made it to the Rose Bowl, but for an intercepted 3-yard pass in the end zone with 56 seconds to play to preserve UCLA's 27-21 victory. His team featured Morton, an All-American who set USC's career receiving record with 201 catches, plus quarterback Rob Johnson (whose 3,630 passing yards was a Trojan season record) and fearsome linebacker Willie McGinest. USC played in the new-look Coliseum, where a \$15-million renovation included the removal of the running track and the lowering of the field.

The 1994 season saw the return of another familiar face to USC when one-time ballboy Keyshawn Johnson transferred from a junior college. Johnson, a big, speedy receiver, was brash, loquacious and had a magnetic personality. The Trojans began 2-2, then strung together five wins in a row. Although USC lost again to UCLA, its 10-10 tie with Notre Dame did dent a long drought to the Irish (Notre Dame had won the previous 11 games). USC made a statement in the Cotton Bowl with its 55-14 win over Texas Tech to finish 8-3-1, and Johnson also stood out in that game as he caught eight passes for 222 yards with three touchdowns (the yardage and TDs were Cotton Bowl records). Boselli, hampered by a knee injury in 1993, earned All-American honors again.

Amazingly, USC was able to play its games that year in the Coliseum even though the grand stadium was severely damaged in an earthquake in January of 1994 and had to undergo \$93 million of repairs.

Robinson got his next team back to the Rose Bowl. The 1995 Trojans started off 6-0, then lost at Notre Dame and tied Washington in Seattle, 21-21 (Troy scored 21 unanswered points in the fourth quarter). Because of a better overall record than the Huskies, USC got the Rose Bowl bid where it defeated No. 3 Northwestern, 41-32, a Cinderella team making its first Pasadena visit since 1949. Johnson finished his brief USC career as the Rose Bowl MVP, grabbing 12 passes for a game-record 216 yards with a TD. His 102 catches that season were a school record and he ended up second on USC's career receiving list before becoming the No. 1 pick in the 1996 NFL draft. Tailback Delon Washington rushed for 1,109 yards for the 9-2-1 Trojans.

Although USC wound up 13th in the final 1994 AP poll and 12th in 1995, that 1995 campaign was the peak of Robinson's second stint guiding USC. He couldn't take USC any higher; in fact, his Trojans leveled out the next two years.

In 1996, Troy went 6-6, losing a pair of heartbreakers—both in two overtime periods (the NCAA instituted the tiebreaker beginning with the 1995 bowl contests). First, USC lost at Arizona State, 48-35, then fell to UCLA, 48-41, as the Bruins erased a 17-point deficit in the final 6:12 of the fourth quarter. The bright spot of the season was a 27-20 season-ending overtime win over Notre Dame in the Coliseum, breaking USC's 13-game non-winning streak to the Irish.

In 1997, for the second year in a row, USC didn't play in a bowl. However, the 6-5 Trojans did post their second straight win over Notre Dame, this time 20-17 on Adam Abrams' 37-yard field goal with 1:05 to play to give USC its first victory in South Bend since 1981. USC's 23-0 win at Oregon State was

not shown on television, ending USC's streak of 111 consecutive live telecasts. Defensive tackle Darrell Russell earned All-American honors.

Robinson, whose last two teams went 1-6 against Top 25-ranked opponents, was fired after the 1997 season.

* * *

His replacement was someone familiar with USC and its tradition of success: Paul Hackett. Hackett had been an assistant under Robinson from 1976 to 1980 and was on the Trojan staff during the 1978 national championship season. He then made his mark in the NFL as a quarterbacks coach and offensive coordinator with four teams, including the 1984 Super Bowl champion San Francisco 49ers. In his career, he had tutored the likes Joe Montana, Marcus Allen, Jerry Rice, Tony Dorsett, Charles White, Herschel Walker and Danny White.

Hackett got off to a good start, winning his 1998 opener (27-17 over Purdue) to become the first Trojan head coach to win his debut since Jess Hill in 1951. USC went 8-5, shut out Notre Dame, 10-0 (the Irish's first shutout since 1987), and played in the Sun Bowl. Chris Claiborne was an All-American and became USC's first winner of the Butkus Award as the nation's top linebacker.

The 1998 season also had a sad note to it, as 91-year-old "Super Fan" Giles Pellerin died at the UCLA game while viewing his 797th consecutive Trojan game, home and away. His streak dated to 1926; he had seen every USC-UCLA and USC-Notre Dame game ever played before his passing.

USC looked like it was going to take another step up in 1999, starting off 2-0. But quarterback Carson Palmer broke his collarbone in the third game and was sidelined for the season, and Troy dropped six of its next seven contests (the win was at home against Oregon State, USC's 1,000th game). Although they missed out on a bowl, the 6-6 Trojans rebounded by winning their last three games, including 17-7 over UCLA to snap an eight-game losing streak to the Bruins. All six of USC's losses were by 10 points or less. Tailback Chad Morton rushed for 1,141 yards.

Things didn't improve in 2000, as the new millennium unfolded. Although USC began 3-0 and climbed to No. 8 in the AP poll, it lost the next 5 games. Despite beating UCLA on David Bell's dramatic field goal with 9 seconds to play, the Trojans finished 5-7 overall and out of a bowl for the second consecutive year. Their 2-6 mark in the Pac-10 left them with their first-ever last place finish in conference play. Hackett was fired after the season and replaced by Pete Carroll, who came with 26 years of college and pro coaching experience (including head coaching stints with the NFL's New England Patriots and New York Jets).

Carroll's first squad in 2001 started slowly (at 1-4 and then 2-5), but rebounded by winning its final four regular-season games (and its last five Pac-10 contests), including a 27-0 home shutout over UCLA, to earn a spot in the Las Vegas Bowl. Although the Trojans finished 6-6, the losses were by a combined 29 points. Five were by five points or less (the first time that happened in a USC season), including twice when opponents kicked field goals in the final 12 seconds (once at the gun), also a USC first. Hampered by injuries to its tailback corps, the Trojans rushed for an all-time low 1,052 yards. However, safety Troy Polamalu earned All-American honors.

Then, in 2002, USC harkened back to its dominating glory days. USC closed its campaign with an 8-game winning streak (getting at least 400 yards of total offense and 30 points in each game). In fact, some said the Trojans were playing the best ball in the nation by year's end. Troy went 11-2 overall, earned a No. 4 final ranking, won a share of the Pac-10 championship (going 7-1), scored decisive wins over UCLA and Notre Dame (for the first time in the same season since 1981) and posted an impressive victory in the BCS' Orange Bowl...all while playing what was ranked as the nation's toughest schedule. It was USC's most wins and highest final ranking since 1979. The Trojans finished in the nation's Top 20 in nearly every team statistical category and led the Pac-10 in scoring offense and defense. No opposing runner gained 100 yards versus USC. Not only did Polamalu repeat as an All-American, but quarterback Carson Palmer—the Pac-10's career passing and total offense leader who set 33 USC and Pac-10 records—became Troy's fifth Heisman Trophy winner. Kareem Kelly set USC's career reception record.

That might seem like a hard act to follow, especially with the likes of Palmer, Polamalu and Kelly gone, but the 2003 Trojans exceeded expectations by going 12-1 and winning the AP version of the national championship (USC's first in 25 years). Troy won its second straight Pac-10 title and, despite being controversially snubbed for the BCS Championship Game in the Sugar Bowl, handily demolished No. 4 Michigan in the Rose Bowl.

Except for a triple overtime loss at California early on, the Trojans won each game handily. It started with a 23-0 opening shutout at Auburn and included a second consecutive sweep of the Irish and Bruins. USC scored at least 30 points in 11 consecutive games, including 40 points in 7 in a row (both Pac-10 records), en route to tallying 534 total points (another Pac-10 mark). The Trojan defense topped the nation in rushing defense and was second in turnover margin, forcing 42 turnovers and scoring 8 TDs.

Five players won All-American first team honors: quarterback Matt Leinart, wide receiver Mike Williams, defensive end Kenechi Udezue, offensive tackle Jacob Rogers and punter Tom Malone (Leinart and Williams finished

THE TROJAN HERITAGE

sixth and eighth, respectively, in the Heisman voting). Carroll was recognized as the National Coach of the Year.

In 2004, USC left no doubt in winning a second consecutive national championship. And, unlike 2003, this title was undisputed, as USC demolished Oklahoma in the BCS Championship Game in the Orange Bowl, 55-19. Troy went 13-0 overall (a school record for victories) and became just the second team ever to hold the AP No. 1 ranking from pre-season through the entire campaign. It was only the 10th time that a team won back-to-back AP crowns. At 8-0, USC won its third consecutive Pac-10 title. The Trojans swept traditional rivals UCLA and Notre Dame for an unprecedented third year in a row. [USC's last 2 wins of 2004 were later vacated due to NCAA penalty.]

Troy was in the national Top 10 in every defensive statistical category (its total defense average was USC's lowest in 15 years), including first in rushing defense and turnover margin and third in scoring defense. USC outscored opponents by 25.2 points (including a school-record 8 games with a margin of at least 30 points). USC played before 3 home sellouts, 7 regular-season sellouts and 8 season sellouts, all school marks. And Troy set a USC and Pac-10 record for home attendance average.

A school-record 6 Trojans (Heisman Trophy quarterback Leinart, Heisman finalist tailback Reggie Bush, defensive linemen Shaun Cody and Mike Patterson, and linebackers Matt Grootegoed and Lofa Tatupu) were named All-American first teamers.

USC came oh-so-close to winning an unprecedented third consecutive national championship in 2005, but it lost a 41-38 heartbreaker in the Rose Bowl's BCS Championship Game when Texas scored in the final 19 seconds. The loss snapped a school-record 34-game overall winning streak, as well as national records of 33 consecutive weeks as AP's No. 1 team and 16 straight wins over AP Top 25 teams. USC went 12-1 (finishing second in the polls) overall and 8-0 in the Pac-10 to win its fourth straight league title. [All of USC's wins in 2005 were later vacated due to NCAA penalty.]

However, USC ended the season having extended its streaks for wins in a Pac-10 record 27 consecutive home games, a Pac-10-record 23 straight overall Pac-10 games, a Pac-10 record 19 consecutive league home games and a school-record 15 road games in a row. The Trojans swept rivals Notre Dame and UCLA for an unprecedented fourth season in a row.

Troy's offense was in the national Top 6 in every statistical category, including tops in total offense (579.8) and second in scoring offense (49.1), and set Pac-10 records for total offense yardage, points scored, touchdowns and PATs. The Trojans won games by an average of 26.2 points. USC became the first school to have a 3,000-yard passer (Leinart), a pair of 1,000-yard runners (Bush and fellow tailback LenDale White) and a 1,000-yard receiver (wide receiver Dwayne Jarrett) in a season. And USC was second nationally in turnover margin (+1.6). For the second year in a row, USC set Pac-10 records for total home attendance and home attendance average and school marks for overall attendance and overall attendance average. The Trojans also set school standards for the second straight year for home sellouts (4), regular season sellouts (9) and season sellouts (10).

For the second consecutive year, a school-record 6 Trojans were All-American first teamers (Bush, Leinart, Jarrett, offensive linemen Taitusi Lutui and Sam Baker and safety Darnell Bing, with Bush winning USC's third Heisman in 4 years.

But for a stunning 13-9 end-of-the-regular-season upset loss at UCLA, USC would have returned to the BCS Championship Game in 2006 for the third year in a row. The Bruin loss ended USC's NCAA record string of 63 consecutive games scoring 20 points. As it was, the Trojans--playing the nation's second most difficult schedule--ended up 11-2 on the year, beating No. 3 Michigan in the Rose Bowl, 32-18, and finishing fourth in the final polls. A fifth straight win over Notre Dame was included in the tally. Troy went 7-2 in the Pac-10 to claim an unprecedented fifth consecutive league title to go along with its fifth straight AP Top 4 finish, BCS bowl trip and 11-win season.

As 2006 concluded, the Trojans extended their Pac-10 record winning streaks for home games (33) and league home games (23), and they were ranked in the AP Top 10 for a school-record 56 games.

Jarrett set the Pac-10 record for career touchdown receptions (41) and the USC all-time mark for receptions (216). He and fellow wide receiver Steve Smith each had 1,000 receiving yards. The Trojan defense was in the national Top 25 in every statistical category, as was the other side of the ball in passing, scoring and total offense. But for the first time in the Carroll era, USC's turnover margin slipped from the previous year.

For the fourth season in a row, USC broke the Pac-10 mark for home average attendance (91,480) and home total attendance, while it set school records for the third consecutive year for home sellouts (6), regular season sellouts (10) and season sellouts (11).

Five Trojans were All-American first teamers: Jarrett, Baker, Smith, center Ryan Kalil and defensive tackle Sedrick Ellis. Kalil and Ellis each won the Pac-10's Morris Trophy. Tragedy, however, struck a week after the Rose Bowl win when placekicker Mario Danelo was found dead at the base of a cliff in his hometown of nearby San Pedro.

In an injury-riddled 2007 season, USC posted its sixth consecutive 11-win season (an NCAA record as Troy was 11-2 overall), captured its sixth

straight Pac-10 title (extending its league record as it went 7-2), went to its sixth BCS bowl in a row (an NCAA record) and finished in the AP Top 4 (it was third in AP and second in the USA Today poll) for the sixth straight year.

The Trojans smashed Illinois in the Rose Bowl and likely would have played in the BCS Championship Game but for a stunning midseason home upset by 41-point underdog Stanford that snapped Troy's 35-game home winning streak and 24-game Pac-10 home game winning string (both league marks). USC held the AP No. 1 ranking for the season's first 4 games. Troy swept traditional rivals UCLA (giving Carroll his 75th Trojan victory) and Notre Dame.

USC's defense was in the top 6 nationally in total, scoring, rushing and pass efficiency defense (second in the first 2). Troy broke the school record for overall attendance and overall average attendance in 2007.

Five Trojans-offensive tackle Sam Baker, defensive tackle Sedrick Ellis, tight end Fred Davis, linebacker Keith Rivers and safety Taylor Mays--were named All-American first teamers. Baker became USC's third-ever 3-time All-American, while Ellis was an All-American for the second year in a row and was named the Pac-10 Defensive Player of the Year and Davis won the 2007 Mackey Award as the nation's top tight end while setting school career and season tight end receiving records.

USC continued its amazing run in 2008, for the seventh straight year winning a Pac-10 title (with an 8-1 record), going to a BCS bowl (beating Penn State in the Rose Bowl), winning at least 11 games (12-1 overall) and finishing in the AP Top 4 (third). Troy, which posted a big early-season home win over No. 5 Ohio State and also beat rivals Notre Dame (for the seventh straight year) and UCLA, ended the year in the AP Top 25 for a school-record 91 games.

USC led the nation in scoring defense, pass efficiency defense and pass defense, was second in total defense and fifth in rushing defense and was in the Top 20 in total offense, 14th in scoring offense and 20th in rushing offense.

Mays (for the second year in a row) and linebackers Rey Mauluga (who won the Bednarik Award and was the Pac-10 Defensive Player of the Year) and Brian Cushing were named All-Americans. Quarterback Mark Sanchez set the USC season record for passing efficiency.

The 2009 season not only saw the end of USC's amazing run in the first decade of the 21st century, but after the season Carroll left to become the head coach of the NFL's Seattle Seahawks. For the first time since 2001, the Trojans failed to win at least 11 games (they were 9-4), capture the Pac-10 title (they went 5-4 to finish tied for fifth), go to a BCS bowl (they beat Boston College in the Emerald Bowl) and finish in the AP Top 4 (they were 22nd).

USC did beat 3 of the 4 ranked teams it played (Ohio State, California and Notre Dame, all on the road) and swept rivals Notre Dame and UCLA. But the Trojans also suffered the worst loss in the Carroll era and his only blemish in 30 November contests (a 34-point Homecoming thumping by Stanford, allowing a school-record 55 points), and there was also a 27-point Halloween night defeat at Oregon.

The young (true freshman Matt Barkley started all season at quarterback), rebuilding, injury-plagued Trojans did finish in the nation's Top 25 in scoring defense and pass efficiency defense. Mays earned All-American first team honors for the third consecutive year and offensive tackle Charles Brown joined him as an All-American first teamer.

Carroll's 9 years at USC were perhaps the most successful in school history. He won 83.6% of his games (97-19, although 14 of those wins were later vacated due to an NCAA penalty), led USC to a pair of national championships, posted 35 wins over AP Top 25 teams, had a 7-2 bowl record and went 16-2 against Notre Dame and UCLA. During his time, his teams had Pac-10-record winning streaks for home (35), overall (34) and league (27) games. They also scored at least 20 points in 63 consecutive games, were AP's No. 1 team for 33 straight polls and were ranked in the AP Top 25 for 102 games in a row (including 63 consecutive in the Top 10). He produced 3 Heisman winners, 35 All-American first teamers and 60 NFL draft picks (including 14 first rounders).

A familiar face replaced Carroll as head coach: Lane Kiffin. Kiffin was part of much Trojan glory while serving as an assistant at USC during Carroll's first 6 years. He then became the head coach of the NFL's Oakland Raiders and at Tennessee.

Kiffin's first team in 2010 went 8-5 overall (2 of the losses were on field goals at the gun in consecutive games and another came on a touchdown with 2:23 to play). Only Howard Jones in 1925 and John Robinson in 1976 won more games in their Trojan coaching debut. Kiffin became the first USC coach since Jess Hill in 1951 to begin his Trojan career with a 4-0 mark.

The 2010 Trojans were ineligible for post-season play because of an NCAA penalty from the Carroll era and were short on personnel because of players who transferred once the penalty was announced. Offensive tackle Tyron Smith won the Pac-10's Morris Trophy and wide receiver Robert Woods was the Pac-10 Offensive Freshman of the Year (and a Freshman All-American first teamer).

In 2011, USC (in its second year of a post-season ban) showed steady improvement as it went 10-2 with a No. 6 AP ranking and finished first in the Pac-12 South Division at 7-2. Troy beat both representatives in the Pac-12



Championship Game, Oregon (on the road) and UCLA (50-0), and it also won at Notre Dame.

USC featured a 3,500-yard passer (Matt Barkley), a pair of 1,000-yard receivers (Woods and Marqise Lee) and a 1,000-yard rusher (Curtis McNeal). USC held 8 of its 12 opponents to 17 points or less. The 2011 Trojans had 3 All-American first teamers (Woods, Matt Kalil, T.J. McDonald), 7 All-Pac-12 first teamers, the Pac-12 Morris Trophy winner (Kalil), the Pac-12 Freshmen Offensive and Defensive Players of the Year (Lee and Dion Bailey) and 5 Freshman All-American first teamers, plus finalists for the Biletnikoff (Woods), Hendricks (Nick Perry) and Manning (Barkley) Awards.

Barkley set the Pac-12 season record for TD passes and the USC season mark for pass completion percentage, as well as school game standards for completions, pass yardage, passing TDs and total offense. Woods set the Pac-12 season receptions record and USC game receptions mark, while Woods and Lee combined for more receptions and receiving yardage in a season than any other Trojan duo. Bailey and Hayes Pullard were the first Trojan freshmen to lead the team in tackles.

USC entered the 2012 season ranked No. 1 by AP and started off 6-1 before finishing with a 7-6 overall mark and playing in the Sun Bowl. The Trojans became the first AP pre-season No. 1 team ever to end up with 6 losses and the first to finish unranked since 1964.

In 2012, unanimous All-American first teamer Lee won the Biletnikoff Award and was the Pac-12 Offensive Player of the Year as he set 20 USC records, including Pac-12 season marks for receptions (118) and receiving yards (1,721). Barkley became the Pac-12 recordholder for passing yards (12,327), completions (1,001), touchdowns (116) and total offense (12,214) as he won the Wuerffel Trophy and was a National Football Foundation National Scholar-Athlete. Woods set the USC career receptions record (252), Khaled Holmes was an All-Pac-12 first teamer and Leonard Williams was the Pac-12 Defensive Freshman of the Year (and a Freshman All-American first teamer along with Max Tuerk).

The 2013 season was among the most unique in USC history, as the Trojans had 4 coaches in a span of 65 days. After Lane Kiffin was fired 5 games into the season, defensive line coach Ed Orgeron took over as interim head coach and went 6-2 (with a 5-game winning streak, including a win over No. 5 Stanford in which the Coliseum fans rushed the field for the first time in recent memory). Orgeron then resigned when Steve Sarkisian was named head coach following the end of the regular season. Offensive coordinator Clay Helton served as the interim head coach for the Las Vegas Bowl (a victory over No. 21 Fresno State). Despite all this, USC went 10-4 and finished with a No. 19 national ranking.

Defensive end Leonard Williams was an All-American first teamer, outside linebacker Devon Kennard was a finalist for the Lott IMPACT Trophy and safety Su'a Cravens was a Freshman All-American first teamer. Wide receiver Marqise Lee became USC's career leader in receiving yards and fellow wideout Nelson Agholor finished second in the nation in punt returns (he tied a Pac-12 record with 2 scoring punt returns at California and the Trojans had an NCAA record-tying 3 in the game).

Sarkisian got off to a nice debut in 2014, going 9-4 overall (the most wins by a first-year USC coach since 1976), including victories at No. 10 Arizona and No. 13 Stanford and versus No. 25 Nebraska in Troy's first-ever visit to the Holiday Bowl. He became just the third USC head coach to win his debut against Notre Dame. Three of USC's losses in 2014 were by a total of 13 points, with two coming on the opponents' final play of the game. The Trojans never were able to suit up more than 57 recruited scholarship players for a game because of NCAA sanctions-mandated limits, injuries, roster departures and ineligibilities, and 11 true freshmen played significant roles (8 started).

Leonard Williams and Nelson Agholor were All-American first teamers, Su'a Cravens was a Sophomore All-American first teamer and there were 4 Freshmen All-American first teamers (Adoree' Jackson, Toa Lobendahn, JuJu Smith and Viane Talamaiva). Cody Kessler had the most efficient passing season in USC history (69.7% completions, 39 TDs, 5 interceptions), Agholor had 104 receptions and Javorius Allen rushed for 1,489 yards. USC's offense was in the national Top 25 in passing efficiency, passing offense, third down conversions and scoring offense, while the defense was in the Top 20 in turnover margin, red zone defense and third down conversion defense.

USC survived a tumultuous 2015 campaign that saw Sarkisian get fired after the fifth game because his "conduct did not meet USC's standards and expectations of a head coach." Helton took over again as interim head coach and led Troy to the Pac-12 South Division co-championship with a 6-3 division mark (including wins over No. 3 Utah and No. 22 UCLA) and berths into the Pac-12 Championship Game and Holiday Bowl. At the end of the regular season, Helton was named USC's permanent head coach.

USC, which went 8-6 overall in 2015, was led by All-Pac-12 first teamers Su'a Cravens, JuJu Smith-Schuster, Adoree' Jackson, Antwaun Woods and Zach Banner. Cameron Smith and Iman Marshall were Freshmen All-American first teamers (Smith was the Pac-12 Defensive Freshman of the Year), while Ronald Jones II set the USC freshman season rushing mark (987 yards). Cody Kessler set school career marks for completion percentage

(67.5%) and interception rate (1.51%).

Helton's first full season as head coach, in 2016, got off to a slow start but finished with a bang. After his Trojans started off 1-3 (all 3 losses were to AP Top 25 teams away from home), USC went on a 9-game winning streak (its longest since 2008-09) to go 10-3 overall and rise to a final No. 3 national AP ranking (USC's highest since 2008 and the highest ever of any 3-loss team) and earn a berth in the Rose Bowl (finishing second in the Pac-12 South at 7-2) while playing a schedule ranked among the 10 most difficult in the nation. Troy capped the season with an instant classic 52-49 at-the-gun victory over No. 5 Penn State in the Rose Bowl. USC posted wins over UCLA and Notre Dame and in the Rose Bowl, just the 13th season that has happened in Trojan history. USC was perfect (6-0) at home for the first time since 2008 and undefeated in the greater Los Angeles area (8-0). His Trojans beat both teams (No. 4 Washington and No. 21 Colorado) that played in the Pac-12 Championship Game. USC's offense had at least 400 total yards in its last 10 games, while its defense held 7 opponents to season lows in points.

Adoree' Jackson was named the 2016 Thorpe Award winner, a consensus All-American first teamer, the Pac-12 Defensive Player of the Year and a finalist for the Hornung Award and Lott IMPACT Trophy. Sam Darnold was a Manning Award finalist and a Freshman All-American first teamer and both Zach Banner and Chad Wheeler were All-American first team and All-Pac-12 first team picks.

Helton's 2017 Trojans--USC's 125th team--won the program's first Pac-12 title since 2008 when it defeated Stanford (for the second time that season) in the Pac-12 Championship Game (the first South Division team to win that contest). Helton became the first USC head coach to have 10-win seasons in each of his first 2 full seasons and he notched more wins (21) in his first 2 full seasons than any USC coach. USC went 11-3 overall (8-1 in league play) for its first back-to-back 10-win seasons since 2007-08 and earned a berth in the Cotton Bowl in 2017, finishing 12th in the final AP poll. Troy played all 12 regular season games without a bye.

Ronald Jones II and Uchenna Nwosu were All-American first teamers (Jones had his second straight 1,000-yard rushing season), Sam Darnold was a finalist for the Manning Award (he set USC's season passing yardage and total yardage records) and Rasheem Green, Cameron Smith, Marvell Tell III and Michael Pittman Jr. joined that trio on the All-Pac-12 first team, while wide receiver Deontay Burnett had 1,000 receiving yards.

The 2018 Trojans--which featured young players in key positions--were 5-7 overall, with the last 4 losses all by 7 points or less, and went 4-5 in Pac-12 play. JT Daniels, who threw for 2,672 yards for USC just a season after graduating high school a year early, was just the second Trojan true freshman to start a season opener at quarterback. Wide receiver Amon-Ra St. Brown was just the fourth USC true freshman to lead the Trojans in season receptions (60). Defensive lineman Jay Tufele was a Freshman All-American first teamer. Inside linebacker Cameron Smith was the first Trojan in nearly 40 years to lead the team in tackles in 3 consecutive years. Iman Marshall was USC's first four-year starting cornerback in 20 years.

The 2019 Trojans, with only 4 senior starters and despite being marred by injuries in which 26 starters or key backups missed action, rebounded well from a down 2018 season. USC won 5 of its last 6 regular season games to go 8-5 overall and 7-2 in the Pac-12 South, qualifying for the Holiday Bowl. The Trojans gave Utah its only regular season loss. Two of USC's losses were by a field goal, including one in overtime on the road. Troy did this despite starting 3 different quarterbacks and entering games down to a fourth-string tailback or with 4 defensive starters out or missing both starting cornerbacks or both starting defensive ends.

Wide receiver Michael Pittman Jr., who won the 2019 Pop Warner College Football Award and was a finalist for the Biletnikoff and Witten Awards, was in the national Top 20 in receptions, receiving yards and receiving TDs. He caught 101 passes with 11 touchdowns, while fellow wideouts Amon-Ra St. Brown (77 catches) and Tyler Vaughns (74 catches) each had 6 TDs. True freshman quarterback Kedon Slovis, who was the Pac-12 Offensive Freshman of the Year, completed a school-record and NCAA freshman record 71.9% of his passes for a USC frosh record 3,502 yards with 30 TDs, including a school-record 515 passing yards against UCLA (one of a USC record 4 games with 400-plus passing yards), to rank in the national Top 20 in completion percentage, passing yards, completions, passing efficiency, passing TD and total offense. Offensive tackle Austin Jackson and defensive lineman Jay Tufele joined Pittman on the All-Pac-12 first team, while Slovis and defensive lineman Drake Jackson were Freshman All-American first teamers. USC's offense averaged 455 total yards, including a school-record 335 passing, and 32 points a game.

The start of USC's 2020 season was delayed twice because of the COVID-19 pandemic. The Trojans finally began on Nov. 7, equaling their latest opener since 1918 when the Spanish flu impacted the schedule. USC started off 5-0 (with a game against Colorado cancelled because of COVID-19 issues within Troy's program) and won the Pac-12 South Division, but fell to Oregon in the Pac-12 Championship Game, 31-24. Three of USC's victories (Arizona State, Arizona, UCLA) came on game-winning scores in the final 2 minutes (1969 was the only other time that happened in Trojan history). Fans were not

allowed to attend game because of health and safety protocols.

USC opted out of a bowl game following a recommendation from the Trojan medical team and discussions with the Trojan football leadership council as a result of injuries and a rise in COVID-19 cases within the program that left the roster near the Pac-12's recommended playing threshold of 53 scholarship players. USC finished with a 5-1 overall and Pac-12 record.

Talanoa Hufanga was named an All-American first teamer and the Pac-12 Defensive Player of the Year. He was joined on the All-Pac-12 first team by Kedon Slovis, Amon-Ra St. Brown, Alijah Vera-Tucker and Marlon Tuipulotu. Slovis led the nation in completions (29.5) and topped the Pac-12 in passing yards (320.2), total offense (310.7), completion percentage (.670) and passing TDs (17). Hufanga was second nationally in interceptions (0.7). St. Brown tied an NCAA record with 4 TD catches in the first quarter versus Washington State.

After splitting the first 2 games of 2021 (fans were allowed at the games, provided they wore masks), USC parted ways with head coach Clay Helton. Associate head coach/cornerbacks coach Donte Williams took over as interim head coach for the rest of the season, becoming Troy's first-ever African-American head football coach. The Trojans finished with a 4-8 record, their fewest wins since 1991, and ended the season on a 4-game losing skid (their first since 2001). Among the losses: Oregon State won in the Coliseum for the first time since 1960, USC lost at home to Utah for the first time since 1916, UCLA scored its most points ever versus Troy (62) and California beat USC in the Bay Area for the first time since 2003. The season finale at Cal on Dec. 4 was rescheduled from mid-November due to COVID-19 issues in the Golden Bears' program. Before that Cal game, USC hired Oklahoma's Lincoln Riley as its new head coach for 2022.

Wide receiver Drake London, who had 88 receptions for 1,084 yards and 7 TDs, was a 2021 All-American first teamer and the Pac-12 Offensive Player of the Year despite playing in just the first 7.5 games (he broke his ankle on a TD catch in the first half of Game 8). Defensive lineman Tuli Tuipulotu joined him on the All-Pac-12 first team. Safety Calen Bullock was a Freshman All-American first teamer. Tailback Keaontay Ingram, a transfer from Texas who was injured for USC's final 2 games, just missed a 1,000-yard rushing season (911 yards). True freshman quarterback Jaxson Dart (1,353 yards, 9 TDs, 61.9%) was impressive filling in when starter Kedon Slovis (2,153 yards, 11 TDs, 65.0%) was out with injuries and even started the season's final 3 games. Placekicker Parker Lewis' 17 field goals were 2 shy of the USC season record (the Trojans' 23 field goals tied a season team record).

In Lincoln Riley's first season as USC's head coach in 2022, the 39-year-old led the Trojans to have equaled the biggest one-season victory turnaround (+7 victories) in USC history (USC's 1962 national champs won 11 games after winning just 4 in 1961). In 2021, Troy won 4 games and in 2022, it had 11 victories. Riley tied the USC and Pac-12 records for most victories by a first-year head coach (tied with John Robinson in 1976. This also ties the Pac-12 record). Riley's Trojans went 11-3 in 2022 to bring USC back to the top of the college football landscape. USC went undefeated in the Coliseum (7-0), doing so for the first time since 2017. USC posted wins over traditional rivals UCLA and Notre Dame. Riley guided the Trojans to a Pac-12 Championship appearance and to a Cotton Bowl appearance. In Riley's electric offense, USC scored 579 points in 2022 compared to just 344 points scored in 2021.

Under Riley's tutelage in 2022, quarterback Caleb Williams was named the 88th recipient of the Heisman Trophy. In addition to winning college football's most prestigious award, Williams, who broke 12 USC records, was also named the Walter Camp Player of the Year, AP Player of the Year, Maxwell Award winner, Sporting News College Football Player of the Year, CBS Sports Player of the Year, Action Sports Player of the Year, CFPA National Performer of the Year and Pac-12 Offensive Player of the Year. Defensive lineman Tuli Tuipulotu was the Polynesian College Football Player of the Year, the Pac-12 Defensive Player of the Year, the defensive Morris Trophy winner and was a finalist for the Bronko Nagurski Trophy, the Rotary Lombardi Award, the Chuck Bednarik Award, the Ted Hendricks Award, and the Lott IMPACT Trophy. Both Tuipulotu and Williams were Unanimous First Team All-Americans, USC's first since 2012. Offensive linemen Brett Neilon and Andrew Vorhees and defensive back Calen Bullock were also named First Team All-Americans. Riley's 5 First Team All-Americans were the most in a single season since 2007 when USC also had 5 first teamers. Jordan Addison, Mekhi Blackmon, Tuli Tuipulotu, Andrew Vorhees and Caleb Williams were all selected to the All-Pac-12 First Team, and Vorhees was the offensive recipient of the Morris Trophy. Riley was a finalist for the 2022 Eddie Robinson Coach of the Year Award.

* * *

So, as the latest era is under way, prospects appear bright for the continued success of the USC program. After all, there's nothing like Trojan football.



USC'S ATHLETIC HERITAGE

USC has a proud athletic heritage – and with good reason. Arguably, Troy could be the "Collegiate Athletic Program of the 20th Century." Consider:

- Trojan teams have won more national championships, 135 (98 men's – including a national-best 85 NCAA titles – and 37 women's), than all but two schools.

- The Trojans won at least 1 national team title in 26 consecutive years (1959-60 to 1984-85).

- USC won the 2015-16 Women's Capital One Cup as the nation's top women's athletic program, based on its finishes in NCAA championships (and the women were second in 2016-17 and 2020-21). The Trojan men won the Knoxville Journal/USA Today's National College All-Sports Championship 6 times from 1971 to 1984.

- USC has won the Crosstown Cup (formerly Gauntlet Trophy), a year-long all-sports competition between Troy and crosstown rival UCLA, in 13 of the competition's 21 years.

- Trojan men athletes have won more individual NCAA titles (329) than those from any other school in the nation (the Women of Troy have brought home another 91 individual NCAA crowns).

- Troy also has a long tradition of nurturing successful Olympic athletes. USC has more Olympians, medalists and gold medalists than any school. Since 1904, 511 Trojan athletes have competed in the Games, taking home 153 gold medals (with at least 1 gold in every summer Olympics from 1912), 96 silver and 77 bronze.

- Four Trojans have won the prestigious Sullivan Award as the top amateur athlete in America: diver Sammy Lee (1953), shot putter Parry O'Brien (1959), swimmer John Naber (1977) and swimmer Janet Evans (1989).

- Two Women of Troy athletes have won the Honda-Broderick Cup as the top collegiate woman athlete of the year: Cheryl Miller (1983-84) and Angela Williams (2001-02). And Trojan women have won 17 Honda Awards, as the top female athlete in their sport.

Along with the great accomplishments on the playing fields, USC student-athletes have received 53 NCAA Postgraduate Scholarships. In addition, USC has had 44 first team Academic All-Americans and 4 athletes who were Rhodes Scholars.

Here's an overview of USC's 21 current intercollegiate sports:

FOOTBALL – Since starting football in 1888, USC has an impressive all-time win-loss record of 867-363-54 (.696). In 2009, ESPN.com ranked USC the No. 2 program in college football history. (*Does not include 14 wins and 1 loss vacated due to NCAA penalty; original record: 881-364-54, .699.*)

USC's record against Pac-12 opponents is a stellar 482-202-29 (.696). The Trojans have won 37 conference championships, along with 4 division titles. (*Does not include 9 wins and 2 conference championships vacated due to NCAA penalty; original record 491-202-29, .700, 40 conference titles.*)

USC has the nation's sixth best bowl winning percentage (.642) among the 98 schools that have made at least 10 bowl appearances and its 33 Rose Bowl appearances is an all-time best. Troy's overall bowl mark is 34-20 (second for most wins nationally), including 25-8 in the Pasadena classic (*does not include 1 Rose Bowl win and loss vacated due to NCAA penalty; original record 35-21 overall, 25-9 Rose Bowl*). The Trojans were a bowl participant every year they were eligible from 1972 to 1990.

Five Trojan tailbacks have won the coveted Heisman Trophy as college football's outstanding player: Mike Garrett (1965), O.J. Simpson (1968), Charles White (1979), Marcus Allen (1981) and Reggie Bush (2005, *later vacated*). Carson Palmer in 2002 and Matt Leinart in 2004 became the first USC quarterbacks to win the Heisman, with Caleb Williams joining the fraternity in 2022.

The Trojans have had other prominent award winners. Offensive tackle Ron Yary won the 1967 Outland Trophy, offensive guard Brad Budde won the 1979 Lombardi Award, safety Mark Carrier won the 1989 Thorpe Award, linebacker Chris Claiborne won the 1998 Butkus Award, tight end Fred Davis won the 2007 Mackey Award, linebacker Rey Mauluga won the 2008 Bednarik Award, wide receiver Marqise Lee won the 2012 Biletnikoff Award and cornerback Adoree' Jackson won the 2017 Thorpe Award. USC players have been named first team All-American 175 times, with 54 consensus selections and 29 unanimous choices. There are 46 inductees in the College Football Hall of Fame with USC ties, including 35 players.

Many of those players have led USC to 11 national championships in football. Legendary coach Howard Jones (1925-40) guided Troy to 4 of those titles (1928-31-32-39). John McKay (1960-75) was responsible for 4 national championship teams (1962-67-72-74). John Robinson (1976-82), who captured 1 title (1978) in his first tenure, returned to Troy in 1993 and led USC to 3 more bowl wins. Pete Carroll (2001-09) led Troy to its most recent national crowns in 2003 and 2004, and had 5 Pac-10 titles, BCS bowl trips and 11-win seasons and 7 AP Top 4 finishes (*does not include 14 wins and 1 loss vacated due to NCAA penalty; original record: 7 consecutive Pac-10 titles, BCS bowl trips, 11-win seasons and AP Top 4 finishes*). Lincoln Riley, who had guided Oklahoma to 3 College Football Playoff appearances, was named head coach for the 2022 season.

Scores of Trojans have starred in the NFL (523 have been drafted, including 85 first rounders and a record 5 No. 1 selections), including greats Frank Gifford, Lynn Swann, Anthony Muñoz, Ronnie Lott, Junior Seau, Keyshawn Johnson, Bruce Matthews, Willie McGinest and Troy Polamalu. A national-best 14 ex-Trojan players are in the Pro Football Hall of Fame.

BASEBALL – No school in the country can match the long tradition USC has in baseball. With 12 national championships in the sport, Troy is far and

away the leader in that category (no other school has more than 7).

Since starting baseball in 1889, the Trojans have a record of 2,763-1,636-19 (.628) against college opponents, and captured 38 conference titles.

The incomparable Rod Dedeaux coached USC from 1942-86, leading the school to 11 of its NCAA crowns, including 5 straight from 1970-74 (no other school has strung together more than two in a row).

Trojans have been named first team All-American 52 times, with Jay Roundy, Pat Harrison, Bill Bordley and Gabe Alvarez being 2-time selections. Mark McGwire (1984), Seth Etherton (1998) and Mark Prior (2001) were national Players of the Year.

USC boasts many successful major leaguers such as Ron Fairly, Don Buford, Tom Seaver, Dave Kingman, Fred Lynn, Roy Smalley, Steve Kemp, Mark McGwire, Randy Johnson, Bret and Aaron Boone, Jeff Cirillo, Barry Zito, Geoff Jenkins and Mark Prior. In all, Trojans have been drafted 348 times, with a national-best 119 Trojans having played in the major leagues (more than any other NCAA program).

Dedeaux compiled a 45-year collegiate record of 1,332-571-11 (.699), making him the then-winningest coach in collegiate baseball history. He resigned after the 1986 season and was replaced by Mike Gillespie, whose 1998 squad won the College World Series while finishing as the CWS runnerup in 1995 and also advancing to Omaha in 2000 and 2001. Gillespie retired after the 2006 season. Former Trojan pitcher Dan Hubbs was the head coach from 2013 (his 2015 team made the NCAA regional) until 2019. Jason Gill was the head coach from 2019-2022. In July 2022, Andy Stankiewicz took over as the USC head baseball coach, guiding USC to a fourth place finish in the Pac-12 this past season after the Trojans were predicted to finish 10th.

MEN'S BASKETBALL – Since starting basketball in 1907, USC has compiled a record of 1,697-1,244 (.577), winning 14 league championships.

Bill Sharman, John Rudometkin, John Block, Paul Westphal, Gus Williams, Harold Miner and Sam Clancy are a few of USC's 22 All-American selections. Seven USC men, Sharman, Jack Gardner, Alex Hannum, Tex Winter, Paul Westphal and coaches Sam Barry and George Raveling, are in the Naismith Memorial Basketball Hall of Fame.

Barry (1930-41, 1945-50) has USC's winningest record, 260-138 (.653). Following him are Forrest Twogood (1951-66) at 255-180 (.586), Bob Boyd (1967-79) at 216-131 (.622) and Andy Enfield (2014-current) at 205-129 (.614). George Raveling, an assistant for the 1984 and 1988 U.S. Olympic teams, took over in 1987 and led Troy into the post-season 4 times. Henry Bibby (1996-2005) got the Trojans into the NCAA tourney 3 times (including the Elite Eight in 2001).

Tim Floyd (2006-09) posted 20-win seasons and NCAA berths a USC-record 3 straight seasons. Andy Enfield became head coach in 2014 and led Troy to the 2016, 2017, 2021, 2022 and 2023 NAAs (setting a school record for wins in 2017 and 2022 with 26 and getting to the 2021 Elite Eight). He has guided the Trojans to a school-record four consecutive 20-win seasons.

WOMEN'S BASKETBALL – USC has established its place among the elite college women's basketball programs, winning two national championships and playing in four Final Fours.

Under coach Linda Sharp, the Women of Troy reached their first Final Four in 1981. In 1983, Cheryl Miller joined Cynthia Cooper and twins Pam and Paula McGee to lead USC to its first national championship. The next year, the team won the NCAA crown again. USC advanced to the NCAA title game in 1986.

A legend in the game, Miller finished her career in 1986 as the Trojans' all-time leading scorer and rebounder. She also won her third straight Naismith Award as the nation's outstanding player. She returned as coach of her alma mater in 1994 and led USC to a Pac-10 title and two NCAA appearances. Miller was inducted into the Naismith Memorial Basketball Hall of Fame in 1995, and Cooper (twice an Olympian and WNBA MVP) was inducted in 2010. Cooper was USC's coach for four years (2014-17), leading the Trojans to the NCAA tourney in her first year.

Lisa Leslie, who became an Olympic and pro star, won the Naismith Award in 1994 (she was the MVP of the first WNBA All-Star Game and was inducted into the Naismith Memorial Basketball Hall of Fame in 2015). Tina Thompson was the No. 1 pick in the 1997 WNBA draft and entered the Naismith Memorial Basketball Hall of Fame in 2018.

USC reached the NCAA tourney in 2005 and 2006 under coach Mark Trakh. Former Laker great and Sparks coach Michael Cooper took over in 2010. After Cynthia Cooper's tenure, Trakh returned to Troy for the 2018 season. Cleveland Cavaliers assistant Lindsay Gottlieb, who took Cal to the NCAA Final Four, was hired for the 2022 season and helped lead the Trojans back to the NCAA Tournament in 2023 for their first postseason appearance since 2014.

MEN'S GOLF – USC has one of the most successful golf programs in the nation, having produced 4 NCAA individual champions (Scott Simpson in 1976 and 1977, Ron Commans in 1981 and Jamie Lovemark in 2007), 23 Pac-12 individual champs, 26 All-American first teamers and numerous players who have had successful professional careers, including \$1 million-plus winners like Al "Mr. 59" Geiberger, Dave Stockton, Craig Stadler and Simpson. Troy has also been dominant in the Pac-12, winning 20 conference championships.

Legendary coach Stan Wood (1955-79) had a career record of 462-37 (.926) and won 14 league crowns. He also guided Troy to an NCAA record 51 consecutive dual match wins from 1956-59. His teams finished third in the NCAA tourney 6 times.

Under coach Randy Lein (1984-92), USC won the league title in 1986. U.S. Amateur champion Sam Randolph, who finished as low amateur at the Masters in 1985 and 1986, was a first team All-American 3 straight years and



USC'S ATHLETIC HERITAGE

was named college golf's 1986 Player of the Year. Kurt Schuette became coach in 1995 and guided USC to back-to-back Pac-10 titles in 2001-02. Kevin Stadler, Craig's son, was the 2002 Pac-10 Golfer of the Year (USC's first honoree since 1986).

Ex-Trojan Chris Zambri became head coach in 2007 through 2020 and led USC to league titles in 2007, 2011 and 2018. He guided USC to third at the 2008 NAAs, when he was National Coach of the Year, and took Troy to a program-best second at the 2015 NAAs. The Trojans tied for third in 2016 and for fifth in 2017, part of a then-national co-leading 11 straight NCAA trips. J.T. Higgins was named head coach for the 2021 season.

WOMEN'S GOLF – The USC women's golf team is one of the top programs in the country, as witnessed by NCAA titles in 2003, 2008 and 2013 (it had 14 straight NCAA Top 5 finishes through 2019). USC also has 22 Top 10 NCAA finishes in the past 33 trips (including second 5 times, third 5 times, fourth 3 times and fifth 4 times). The Women of Troy won the Pac-12 tourney 8 times and the NCAA Regional a record 13 times (including 2010-16).

Cathy Bright led USC to 5 Top 10 NCAA finishes in 12 years as head coach (1982-93). Former Trojan player Renee (Mack) Baumgartner returned as head coach in 1994 and led USC to second at the NAAs that year.

WGCA Hall of Famer Andrea Gaston became head coach in 1997 and guided USC to 18 NCAA Top 10 finishes in her 22 seasons, including all 3 NCAA titles, and produced 22 All-Americans. Justin Silverstein took over for 2019.

Jennifer Rosales won the 1998 NCAA individual title as a freshman, Mikaela Parmlid won in 2003, Dewi-Claire Schreefel won in 2006, Annie Park won as a first-semester freshman in 2013 and Doris Chen won in 2014. Other top golfers are Marta Figueras-Dotti, Jill McGill (1993 U.S. Amateur champion), Heidi Voorhees (1993 U.S. Amateur medalist), Jennifer Biehn (1994 Pac-10 champ), Candie Kung (2000 Pac-10 champ), Becky Lucidi (2002 U.S. Amateur and 2003 Mexican Amateur champion), Irene Cho, Paola Moreno, Belen Mozo, Jennifer Song (2009 National Freshman of the Year and NCAA individual runnerup), 4-time All-Americans Lizette Salas, Sophia Popov, Gabriela Ruffels (2019 U.S. Amateur champion) and Amari Avery.

WOMEN'S LACROSSE – USC began competing in women's lacrosse in the spring of 2013, coached by former U.S. national team star Lindsey Munday. The Women of Troy advanced to the league tournament 10 times (there was no tourney in 2020 due to COVID-19. USC won the conference title in 2016 and 2017 [MPSF], 2019 and 2023 [Pac-12]) and earned their first NCAA tourney berth in 2015. In 2016, USC went 20-1, suffering its only loss in overtime in the NCAA quarterfinals (it got to the quarters again in 2017). Courtney Tarleton (2016) and Michaela Michael (2016-17) became the program's first All-American first teamers.

WOMEN'S ROWING – The women's rowing team has been active since the early 1970s, but scholarships were first awarded in 1998 and USC has emerged as one of the nation's top programs. George Jenkins guided USC to national prominence during his 9 years as head coach (1994-2002). Kelly Babraj took over as head coach in 2003, with husband Zenon Babraj serving as director of rowing and then sole head coach from 2008 through 2017. Josh Adam took over as head coach for the 2018 season.

At the 1998 NCAA meet, the Women of Troy won their first national championship race (varsity fours). In 2005, USC made its first NCAA Championship appearance as a team, placing 11th. USC has 6 NCAA Top 10 finishes, including a program-best fourth in 2013. USC was ranked No. 1 nationally for parts of the 2007, 2012 and 2013 seasons.

WOMEN'S SOCCER – The women's soccer team began competing in 1993. Jim Millinder (1996-2006) guided 7 of his squads into the NCAA tourney (USC won the 1998 Pac-10 title). Ali Khosroshahin made his USC coaching debut in 2007 and was the National Coach of the Year as he led his inaugural team to the NCAA title behind the play of goalkeeper Kristin Olsen. Keidane McAlpine was named head coach in 2014. He got his team into the NCAA tourney all 8 of his seasons, including winning the 2016 NCAA crown. Jane Alukonis took over for the 2022 season.

Isabelle Harvey, the 1998 Pac-10 Player of the Year, was USC's first All-American first teamer (in 2000). Amy Rodriguez was a 2008 and 2012 U.S. Olympian.

MEN'S SWIMMING & DIVING – USC has long dominated men's collegiate swimming. Since beginning swimming in 1929, the Trojans have captured 9 NCAA championships, all under coach Peter Daland, who retired in 1992 after 35 years at Troy. USC swimmers and divers have won 121 NCAA meet individual and relay titles and have earned All-American honors an amazing 621 times. Under Daland, USC won 17 Pac-10 championships and amassed an impressive dual meet record of 318-31-1 (.917). Three of his last 6 squads had runner-up finishes at the NCAA meet.

Four-time U.S. Olympic coach Mark Schubert, winner of 2 NCAA titles with the Texas women, succeeded Daland (he also served as the head coach of the Women of Troy). His men's teams placed in the Top 10 at the NAAs 12 times in his 14 years at USC. Dave Salo took over for Schubert in both roles in 2007, guiding USC to 8 Top 10 NCAA finishes until resigning after 2020. Former assistant Jeremy Kipp took over for 2021, then Lea Maurer was named head coach both program for the 2023 season.

Over the years, USC men's swimmers have made Olympic teams 153 times, winning 43 gold, 25 silver and 21 bronze medals. Gold medalists have included Lenny Krayzelburg, John Naber, Bruce Furniss and Murray Rose. In the 1976 Games, Trojan swimmers won more golds and more total medals than any country in swimming except the U.S.

WOMEN'S SWIMMING & DIVING – USC has likewise built a successful swimming program on the women's side. In fact, the Women of Troy have finished in the top 10 nationally 36 of the last 46 years – including winning the NCAA title in 1997 – and have produced 363 All-Americans in that span. They have won 5 conference championships, including in 2016.

Among USC's top women's swimmers are Michelle Ford, Sue Habernigg,

Cynthia Woodhead, Sue Hinderaker, Debbie Rudd, Kristine Quance (9 NCAA titles), Lindsay Benko (5 NCAA titles), Kaitlin Sandeno (2 NCAA titles), diver Blythe Hartley (5 NCAA titles), Rebecca Soni (6 NCAA titles), Katinka Hosszu (5 NCAA titles) and Louise Hansson (3 NCAA titles).

MEN'S TENNIS – USC's men's tennis legacy has produced numerous national titlists, including 21 team champions (most in the country), 15 singles champions (second in the country) and 21 doubles champs (more than any school). Steve Johnson won the 2011 and 2012 NCAA singles crowns, while Kaes Van't Hof and Robert Farah won the 2008 NCAA doubles title.

George Toley (1954-80) guided the Trojans for 26 years before resigning during the 1980 season. His career record was 430-92-4 (.821) with 10 NCAA titles. Dick Leach succeeded Toley and posted a 535-133 (.801) mark in 23 years. He won 4 NCAA crowns and 8 of his other teams finished fourth or better. His successor, Peter Smith, guided USC to the 2009, 2010, 2011, 2012 and 2014 NCAA titles. Brett Masi took over in 2020, guiding the Trojans to an ITA National Team Indoor title in 2020, and three Pac-12 Tournament Championships.

Overall, USC players have been named to All-American teams 190 times, with many also enjoying successful pro careers, including Stan Smith, Bob Lutz, Raul Ramirez, Robert Farrah, Yannick Hanfmann, Emilio Gomez, Roberto Quiroz and Dennis Ralston.

WOMEN'S TENNIS – The most successful women's program at USC, in terms of national titles, is the tennis team, with 7.

Those national crowns all came under Dave Borelli, who coached USC from 1974 to 1988. In duals, Borelli's record was 300-43 (.875).

Trojans have won 5 national singles titles, along with 2 doubles champs (including Sabrina Santamaria and Kaitlyn Christian in 2013) and 100 All-Americans. Prominent USC stars include Barbara Hallquist, Diane Desfor, Lea Antonopolis, Leslie Allen, Sheila McInerney, Stacy Margolin, Trey Lewis, the Fernandez sisters, Kelly Henry, Beth Herr, Caroline Kuhlman, Trisha Laux, Jewel Peterson, Lindsey Nelson, Kaitlyn Christian, Sabrina Santamaria, Gugu Olmos and Maria Sanchez

Richard Gallien, a successful player and coach at Pepperdine, was head coach from 1996 to 2017. He got to the NCAA semifinals in 2006 and 2012. Alison Swain, who led Williams to 8 NCAA titles, took over for the 2018 season.

MEN'S TRACK & FIELD – The Trojans have won an unprecedented 26 NCAA titles (including 9 straight, 1935-43) in the 100-year history of NCAA outdoor track, plus 2 indoor NCAA titles and 35 conference crowns, including a string of 15 straight (1936-55). They have had 46 unbeaten and untied seasons, including a string of 16 in a row (1946-61). Since starting track and field in 1900, USC has compiled a dual-meet record of 422-123-4 (.769).

Outstanding coaches include Dean Cromwell (1909-48), who won a record 12 NCAA titles and had a dual meet mark of 109-48-1; Jess Mortensen, who never lost a dual meet (64-0) in 11 years and won 7 NCAA titles; and Vern Wolfe, who retired after the 1984 season with 7 national titles and a dual meet record of 106-17-1 (.859). Jim Bush, who became USC's head coach in 1991, saw his 1992 Trojans finish third at the NAAs with only a 6-man team. Ron Allice took over the combined men's and women's programs in 1995. He led the men to 14 Top 10 NCAA finishes (including third twice) and 5 conference crowns. Allice retired after the 2013 season and was replaced as Director of Track from 2014 to 2021 by Caryl Smith Gilbert, who led Troy to Top 5 NCAA finishes 4 times. Trojan Olympic great Quincy Watts took over for 2022.

Sixty-five USC tracksters have won 101 places on U.S. Olympic teams, and Trojans have won 30 individual Olympic titles and shared in 12 relay wins. Gold medalists include long jumper Randy Williams, pole vaulter Bob Seagren, sprinter Charles Paddock and hurdler Felix Sanchez.

Since 1912, 63 USC trackmen have equalled or bettered world records, and there have been 126 NCAA outdoor individual or relay winners from Troy, including Isaiah Jewett, the first Trojan to win the NCAA 800 meters (in 2021).

The Trojans also have a long history of successful distance running, including 9 Olympians and NCAA champions Julio Marin and Ole Olsson.

WOMEN'S TRACK & FIELD, CROSS COUNTRY – The women's track program at USC is one of the nation's finest. The Trojans have placed in the Top 10 of the NAAs 21 times, including winning the program's first-ever NCAA team title in 2001 and doing so again in 2018 and 2021 (USC also was second 3 times and third 4 times).

The women's track and field heritage begins with former coach Sherry Calvert. A 4-time All-American javelin thrower at USC and 2-time Olympian, Calvert started the program and coached through 1983. In 1995, Ron Allice took over as the combined men's and women's coach. Caryl Smith Gilbert succeeded him as Director of Track for the 2014 season through 2021. Quincy Watts took over for 2022.

The Women of Troy have had many successful track and field athletes, including NCAA champions like Patty Van Wolvelaere, Wendy Brown, Yvette Bates, Ashley Selman, Angela Williams (the first male or female at any level to win 4 consecutive NCAA 100 meters), Natasha Danvers, Brigita Langerholc, Inga Stasiulionyte, Natasha Mayers, Virginia Powell, Eva Urban, Nia Ali, Kendall Ellis (whose stunning anchor leg comeback on the 1600-meter relay helped USC to the 2018 NCAA team title), Angie Annelus and Anna Cockrell.

The Women of Troy compete in cross country in the fall.

MEN'S VOLLEYBALL – The USC men's volleyball team has made 15 NCAA Tournament appearances since scholarships were first awarded by Troy in the sport in 1977. The Trojans have won four NCAA titles (1977, 1980, 1988, and 1990) and have finished second on eight other occasions.

Ernie Hix, who retired as head coach after the 1981 season, turned USC into one of the top volleyball powers in the nation. Hix's eight-year record was an impressive 146-47 (.756) with two national crowns.

Twenty-seven Trojans have played on the U.S. National team and USC volleyballers have been named first-team All-Americans 34 times. In the 1984 Olympics, Steve Timmons, Dusty Dvorak, and Pat Powers helped lead the U.S.



to its first gold medal in the sport, while Timmons repeated with the 1988 U.S. squad. Timmons, Bryan Ivie, Nick Becker, and Dan Greenbaum won bronze medals with the U.S. in 1992. Tim Hovland, Celso Kalache, Adam Johnson, former coach Bob Yoder (a three-time All-American who coached Troy to an NCAA title in 1988), Donald Suxho, Brook Billings, Murphy Troy, Tony Ciarelli, and Micah Christenson also are key figures in USC's volleyball heritage.

Jim McLaughlin took over for Yoder in 1990 as head coach and led Troy to an NCAA title in his initial year. Bill Ferguson, named coach in 2007, led USC to the NCAA Final Four in 2009 (the first time since 1991), 2011 and 2012. His assistant, Olympian Jeff Nygaard, succeeded him in 2016.

WOMEN'S VOLLEYBALL, BEACH VOLLEYBALL – USC has won six national crowns in women's volleyball, the first four under coach Chuck Erbe. Erbe, who dominated the sport during his 12-year USC coaching tenure which began in 1976, posted a career record of 310-121-3 (.718). His 1977 team registered the first perfect season (38-0) in women's volleyball history.

Lisa Love took over for Erbe in 1989 and guided USC into the NCAA tournament in nine of her 10 years before retiring after the 1998 season. Jerritt Elliott served as interim head coach in 1999 and 2000, guiding the 2000 club to the NCAA Final Four. Mick Haley, head coach of the 2000 U.S. women's Olympic team, took over in 2001. In 2002 and 2003, his teams won NCAA crowns, with the 2003 club going 35-0. USC also reached the NCAA national semifinal in 2004, 2007, 2010, and 2011. Brent Crouch took over in 2018, then Brad Keller in 2021.

Debbie Green (1978), April Ross (2004), Alex Jupiter (2011) and Samantha Bricio (2015) won the Honda Award in volleyball. Trojans have been first-team All-Americans 48 times and have made Olympic rosters 24 times (including Green, Sue Woodstra, Paula Weishoff, Carolyn Becker, Kim Ruddins, and Nicole Davis).

In 2012, USC began fielding a women's beach volleyball team, with Anna Collier as head coach through 2019 and Dain Blanton in 2020. The Women of Troy were third nationally in 2013 and 2014 before winning the AVCA national title in 2015 (going 28-0), then capturing the first-ever NCAA beach championship in 2016 and repeating in 2017 before placing fourth in 2018 and second in 2019. Behind Olympian Tina Graudina, USC won the NCAA team title again in 2021 and 2022. In 2023, the Women of Troy three-peated to secure the program's fifth NCAA crown. Kirby Burnham-Stevi Robinson won the national pairs title in 2013, then Burnham joined freshman Sara Hughes for the 2014 crown and Hughes and Kelly Claes claimed it in 2015. Former Trojan indoor players April Ross-Jennifer Kessy were silver medalists in beach volleyball at the 2012 Olympics, and Ross also won a bronze in 2016 and gold in 2020. 15 different Women of Troy have combined to collect 30 AVCA All-America certificates, most by any program in the country.

MEN'S WATER POLO – Since starting water polo in 1922, the Trojans have compiled a 1,379-559-8 (.711) record, winning 10 national championships and currently riding a run of 18 straight trips to the NCAA Tournament.

John Williams led Troy to prominence during his tenure from 1973 to 1998. Nineteen of his last 22 teams finished in the top-seven nationally, including the 1998 NCAA championship team (five others placed second). Jovan Vavic, who was co-head coach in 1995, took over as head coach in 1999 and helped USC make history in winning six straight national championships from 2008-2013. In all, Vavic guided the USC men to nine titles and eight runner-up finishes through 2018. The 2008 and 2012 Trojan teams both went 29-0. In 2019, Marko Pintaric became head coach and has guided the Trojans to NCAA finals in 2020, 2021 and 2022.

Thirty-four USC men's water polo players have participated in the Olympics, and Trojans have made All-American teams 253 times. Some of the prominent names in USC water polo history are Ron Severa, Wally Wolf, Charles Bittick, Greg Fults, Zach Stimson, Craig Furniss, Charles Harris, Robert Lynn, Drew Netherton, Hrvoje Cizmiz, Marko Zagar, Simun Cimerman, Marko Pintaric, George Csaszar, Pedraj Damjanov, Bozidar Damjanovic, Juraj Zatovic (who in 2005 was USC's first male winner of the Peter J. Cutino Award as the nation's top collegiate water polo player), Juan Delgadillo, J.W. Krumpholz (2008 Olympian and 2-time National Player of the Year) and Joel Dennerley (2011 Cutino Award winner), Peter Kurzeka, Nikola Vavic, Kostas Genidounias (2015 Cutino winner) and McQuin Baron (2017 Cutino winner).

WOMEN'S WATER POLO – USC women's water polo began competition in 1995 under head coach Jovan Vavic. Five years later, the 1999 team – led by National Player of the Year and 2000 U.S. Olympic goalie Bernice Drwig – won the national championship in a five-overtime victory over Stanford. Then in 2004, USC – behind National Player of the Year Moriah Van Norman – turned in the sport's first undefeated season (29-0) in winning the NCAA title. USC also won the 2010, 2013, 2016 (26-0), 2018 and 2021 NCAA crowns (it has finished as national runnerup eight times). Casey Moon was interim head coach in 2019, and then Marko Pintaric became head coach in 2020. The Women of Troy have reached the NCAA Tournament for 19 straight seasons now after this latest NCAA final appearance in 2023.

Eight USC women's water polo players competed in the 2008 Olympics, seven in 2012 and 10 in 2020. Besides Drwig and Van Norman, top players are Aniko Pelle (2000 National Player of the Year), Nina Wengst, Olympian Sofia Konoukh, Katrin Dierolf, Kelly Graff, Lauren Wenger (2006 National Player of the Year), Brittany Hayes, Erika Figge, Kami Craig (2009 and 2010 National Player of the Year), Monica Vavic, Stephania Haralabidis (2016 National Player of the Year), Amanda Longan (2018 National Player of the Year), Paige Hauschild, Maud Megens (2021 National Player of the Year) and Tilly Kearns.





USC NATIONAL TITLES

USC has long dominated the world of intercollegiate athletics. In fact, it could be argued that Troy was the "Collegiate Athletic Program of the 20th Century." USC men and women have combined for 135 national team titles.

Trojan men's teams top the nation in NCAA championships with 85 – more than any university. Overall, USC's men have won 98 national titles.

USC's women also are a force, with 37 national team titles, all since 1976.

From 1959-60 to 1984-85, at least one USC team won a national championship (including 5 crowns in both 1962-63 and 1976-77) in each of those 26 years.

USC won the 2015-16 Women's Capital One Cup as the nation's top women's athletic program, based on its finishes in NCAA Championships. The Trojan men won USA Today's National College All-Sports Championship 6 times from 1971 to 1984 (1971-72-74-75-77-80).

Here's a list with the coaches of the winning teams (*-USC's 100th NCAA title):

USC Men's Team Titles (98)

Football (11)

1928	Howard Jones
1931	Howard Jones
1932	Howard Jones
1939	Howard Jones
1962	John McKay
1967	John McKay
1972	John McKay
1974	John McKay
1978	John Robinson
2003	Pete Carroll
2004	Pete Carroll

Baseball (12)

1948	Sam Barry, Rod Dedeaux
1958	Rod Dedeaux
1961	Rod Dedeaux
1963	Rod Dedeaux
1968	Rod Dedeaux
1970	Rod Dedeaux
1971	Rod Dedeaux
1972	Rod Dedeaux
1973	Rod Dedeaux
1974	Rod Dedeaux
1978	Rod Dedeaux
1998	Mike Gillespie

Gymnastics (1)

1962	Jack Beckner
------	--------------

Indoor Track & Field (2)

1967	Vern Wolfe
1972	Vern Wolfe

Swimming & Diving (9)

1960	Peter Daland
1963	Peter Daland
1964	Peter Daland
1965	Peter Daland
1966	Peter Daland
1974	Peter Daland
1975	Peter Daland
1976	Peter Daland
1977	Peter Daland

Tennis (21)

1946	William Moyle
1951	Louis Wheeler
1955	George Toley
1958	George Toley
1962	George Toley
1963	George Toley
1964	George Toley
1966	George Toley
1967	George Toley
1968	George Toley
1969	George Toley
1976	George Toley (tie)
1991	Dick Leach
1993	Dick Leach
1994	Dick Leach
2002	Dick Leach
2009	Peter Smith
2010	Peter Smith
2011	Peter Smith
2012	Peter Smith
2014*	Peter Smith

Track & Field (26)

1926	Dean Cromwell
1930	Dean Cromwell
1931	Dean Cromwell
1935	Dean Cromwell
1936	Dean Cromwell
1937	Dean Cromwell
1938	Dean Cromwell
1939	Dean Cromwell
1940	Dean Cromwell
1941	Dean Cromwell
1942	Dean Cromwell
1943	Dean Cromwell
1949	Jess Hill
1950	Jess Hill
1951	Jess Mortensen

1952	Jess Mortensen
1953	Jess Mortensen
1954	Jess Mortensen
1955	Jess Mortensen
1958	Jess Mortensen
1961	Jess Mortensen
1963	Vern Wolfe
1965	Vern Wolfe (tie)
1967	Vern Wolfe
1968	Vern Wolfe
1976	Vern Wolfe

Volleyball (6)

1949	Hans Vogel (USVBA)
1950	Hans Vogel (USVBA)
1977	Ernie Hix
1980	Ernie Hix
1988	Bob Yoder
1990	Jim McLaughlin

Water Polo (10)

1998	John Williams, Jovan Vavic
2003	Jovan Vavic
2005	Jovan Vavic
2008	Jovan Vavic
2009	Jovan Vavic
2010	Jovan Vavic
2011	Jovan Vavic
2012	Jovan Vavic
2013	Jovan Vavic
2018	Jovan Vavic

USC Women's Team Titles (37)

Basketball (2)

1983	Linda Sharp
1984	Linda Sharp

Beach Volleyball (6)

2015	Anna Collier (AVCA)
2016	Anna Collier
2017	Anna Collier
2021	Dain Blanton
2022	Dain Blanton
2023	Dain Blanton

Golf (3)

2003	Andrea Gaston
2008	Andrea Gaston
2013	Andrea Gaston

Soccer (2)

2007	Ali Khosroshahin
2016	Keidane McAlpine

Swimming & Diving (1)

1997	Mark Schubert
------	---------------

Tennis (7)

1977	Dave Borelli (AIAW)
1977	Dave Borelli (USTA)
1978	Dave Borelli (USTA)
1979	Dave Borelli (AIAW)
1980	Dave Borelli (AIAW)
1983	Dave Borelli
1985	Dave Borelli

Track & Field (3)

2001	Ron Allice
2018	Caryl Smith Gilbert
2021	Caryl Smith Gilbert

Volleyball (6)

1976	Chuck Erbe (AIAW)
1977	Chuck Erbe (AIAW)
1980	Chuck Erbe (AIAW)
1981	Chuck Erbe
2002	Mick Haley
2003	Mick Haley

Water Polo (7)

1999	Jovan Vavic (NCWWP)
2004	Jovan Vavic
2010	Jovan Vavic
2013	Jovan Vavic
2016	Jovan Vavic
2018	Jovan Vavic
2021	Jovan Vavic

Top 10 NCAA Men's Team Champions

	SCHOOL	TITLES
1.	USC	85
2.	UCLA	77
3.	Stanford	70
4.	Oklahoma State	52
5.	Arkansas	43
6.	Michigan	33
	California	33
8.	Penn State	29
9.	Yale	27
	Texas	27

Top 10 NCAA Men's Individual Champions

	SCHOOL	TITLES
1.	USC	329
2.	Stanford	293
3.	Michigan	287
4.	Texas	234
5.	Ohio State	227
6.	Oklahoma State	173
7.	California	171
8.	UCLA	168
9.	Oklahoma	152
10.	Florida	151
	Illinois	151

Top 10 NCAA Women's Team Champions

	SCHOOL	TITLES
1.	Stanford	64
2.	UCLA	44
3.	North Carolina	36
4.	Texas	29
5.	USC	27
6.	LSU	26
7.	Maryland	23
8.	Georgia	21
9.	Florida	20
10.	Connecticut	16

Top 10 NCAA Women's Individual Champions

	SCHOOL	TITLES
1.	Stanford	242
2.	Florida	176
3.	Georgia	171
4.	Texas	170
5.	LSU	126
6.	UCLA	110
7.	California	104
8.	Arizona	95
9.	USC	91
10.	Alabama	56
	Arizona State	56


USC's Honda Winners

Since 1977, the Honda-Broderick Cup has been given to the Collegiate Woman Athlete of the Year, as judged by the nation's athletic directors. Also, the top collegiate woman athlete in each of 12 sports has been presented with a Honda Award. USC's winners:


Honda-Broderick Cup	
1983-84	Cheryl Miller
2001-02	Angela Williams

Honda Award	
1977-78	Debbie Green (volleyball)
1980-81	Anna Maria Fernandez (tennis)


1983-84	Cheryl Miller (basketball)
1984-85	Cheryl Miller (basketball)
1993-94	Lisa Leslie (basketball)
1995-96	Kristine Quance (swimming and diving)
1996-97	Kristine Quance (swimming and diving)
2001-02	Angela Williams (track/field)
2002-03	Mikaela Parmlid (golf)
2003-04	April Ross (volleyball)
2005-06	Irene Cho (golf)
2005-06	Virginia Powell (track/field)
2010-11	Katinka Hosszu (swimming and diving)
2011-12	Alex Jupiter (volleyball)
2012-13	Annie Park (golf)
2015-16	Samantha Bricio (volleyball)
2020-21	Anna Cockrell (track/field)



CHERYL MILLER



ANGELA WILLIAMS



ROD DEDEAUX



TROJANS STAR IN CLASSROOM



USC is as proud of its student-athletes' achievements in the classroom as on the playing field.

After all, the Trojans not only are third in the nation in the number of national team championships (98 by the men and 37 by the women), but rank in the Top 10 in the number of NCAA post-graduate scholarship recipients (53, including 20 football players).

Also, USC athletics has had 4 Rhodes Scholars (quarterback Pat Haden, swimmer Desmond Koh, trackster James O'Toole and basketballer Reed Doucette), 44 first team Academic All-Americans (including 23 footballers, in the Top 10 in the nation and second among Pac-12 schools), 8 winners of the prestigious NCAA Today's Top 10 scholar award, 13 National Football Foundation Scholar-Athletes, 14 recipients of the NCAA Silver Anniversary Award (tied with Yale for most in the nation), 3 CoSIDA Academic All-American Hall of Famers (Haden, footballer Dick Nunis and swimmer John Naber), 2 NCAA Inspiration Award winners (swimmer Mike Nyeholt and runner Louis Zamperini), an NCAA Walter Byers Post-Graduate Scholar (soccer player Amy Massey), an NCAA Women's Enhancement Program Post-Graduate Scholar (soccer player Laura Servis), 2 NCAA Ethnic-Minority Enhancement Program Post-Graduate Scholars (footballers Dong Koo and Travis Watkins), a Luce Scholar (swimmer Dennis Scannell), 2 USC valedictorians (water poloist Craig Furniss and volleyballer Alaina Kipps) and a USC salutatorian (track/cross country's Kate Neeper). In 1988, Haden was inducted into the charter 6-member class of the Academic All-American Hall of Fame and baseball star Don Buford Jr. won the first-ever Woody Hayes Academic All-American Award presented by the Columbus Touchdown Club to the top NCAA Division I male student-athlete (footballer John Jackson won the award in 1990 and volleyballer Katie Haller won the women's award in 1994). Jackson was also named a winner of the first-ever NACDA/Disney Scholar-Athlete Award in 1990, and Jeremy Hogue, Matt Keneley and Mike Van Raaphorst were 1996, 1997 and 2000 NACDA Foundation Preseason Games Scholar-Athletes, respectively (Keneley also received a NACDA Foundation Post-Graduate Scholarship in 1997). In 1997, Keith Van Horne was named to the Academic All-American All-Time Football Team. Footballer Lee Webb won a Wilma Rudolph Student Athlete Achievement Award from the National Association of Academic Advisors for Athletics in 2005. Naber was inducted into the CoSIDA Academic All-American Hall of Fame in 2012, Dick Nunis in 2014 and Bruce Furniss in 2020.

USC's NCAA Postgraduate Scholarship Winners (This program originated in 1964)

FOOTBALL (20)

Chuck Arrobio (1965)
Steve Sogge (1968)
Fred Khasigian (1969)
Steve Lehmer (1969)
Monte Doris (1973)
Pat Haden (1974)
Marvin Cobb (1974)
Kevin Bruce (1975)
Gary Bethel (1977)
Brad Budde (1979)
Paul McDonald (1979)
Gordon Adams (1980)
Jeff Fisher (1980)
Duane Bickett (1984)
Tony Colorito (1985)
Matt Koart (1985)
Jeff Bregel (1986)
John Jackson (1989)
Jeremy Hogue (1995)
Matt Keneley (1996)
BASEBALL (3)
Steve Sogge (1969)
Marvin Cobb (1975)
John Jackson (1990)
MEN'S BASKETBALL (2)
Dan Anderson (1974)
John Lambert (1975)
WOMEN'S BASKETBALL (1)
Tammy Story (1992)*
MEN'S SWIMMING (8)
Andy Strenk (1971)
Frank Heckl (1972)
David Hannula (1976)
Rod Strachan (1977)
Dick Hannula (1979)
Ray Looze (1990)
Dave Wharton (1991)
Alex Lendrum (2013)

WOMEN'S SWIMMING (3)

Sue Habernigg (1985)
Elin Bartell (1993)
Kristine Quance (1997)
MEN'S TENNIS (6)
Jerry Cromwell (1966)
Dave Borelli (1973)
John Andrews (1974)
Chris Lewis (1978)
Andrew Park (2002)
Jaak Poldma (2011)
WOMEN'S TENNIS (1)
Zoe Scandalis (2015)
MEN'S TRACK (3)
John Link (1968)*
Steve Lehmer (1970)
Tom Colich (1970)
MEN'S VOLLEYBALL (2)
Bob Yoder (1978)
Leon Devaney (1991)*
WOMEN'S VOLLEYBALL (6)
Cathy Stukel (1982)
Dana Smith (1984)
Katie Haller (1994)
Lauri Yust (1995)
Alaina Kipps (1999)
Emily Adams (2004)
MEN'S WATER POLO (3)
Frank Heckl (1972)
Craig Furniss (1981)
Zoltan Bertz (1989)

*Named as an alternate

Note: Steve Sogge, Marvin Cobb, Steve Lehmer, Frank Heckl and John Jackson are listed under both of the sports in which they competed.

USC's Academic All-Americans (Program originated in 1952)

1952 – Dick Nunis, DB*
1959 – Mike McKeever, G
1960 – Mike McKeever, G
1960 – Marlin McKeever, E
1965 – Chuck Arrobio, T
1967 – Steve Sogge, QB
1968 – Steve Sogge, QB
1969 – Fred Khasigian, OG
1973 – Pat Haden, QB*
1974 – Dan Anderson, Basketball
1974 – Pat Haden, QB*
1978 – Rich Dimler, NG
1979 – Paul McDonald, QB
1979 – Keith Van Horne, DT
1979 – Brad Budde, OG
1984 – Duane Bickett, OLB
1985 – Matt Koart, DT
1986 – Jeff Bregel, OG
1988 – John Jackson, FL
1989 – John Jackson, SE
1990 – Ray Looze, Swimming
1992 – Katie Haller, Volleyball
1993 – Katie Haller, Volleyball
1995 – Jeremy Hogue, C
1995 – Matt Keneley, DT
1996 – Lukas Hovorka, Tennis
1996 – Matt Keneley, DT
2004 – Emily Adams, Volleyball
2006 – Anca Anastasiu, Tennis
2013 – Flora Bolonyai, Water Polo
2013 – Alex Lendrum, Swimming
2013 – Natalie Hagglund, Volleyball
2014 – Kevin Swick, Baseball
2015 – Haley Ishimatsu, Diving
2017 – Anika Apostolon, Swimming
2017 – Alex Anthony, Soccer
2020 – Anna Cockrell, Track and Field#
2020 – TeeTee Terry, Track and Field
2021 – Anna Cockrell, Track and Field#
2021 – Allisen Corpuz, Golf
2022 – Mollie Ebertin, Beach Volleyball
2022 – Nick Figueroa, Football
2023 – Kaitlyn Dobler, Swimming
2023 – Lina Sculti, Diving
*Academic All-American Hall of Famers (along with swimmers John Naber and Bruce Furniss)
#Team Member of the Year

USC's NCAA Today's Top 10 Winners


1974 – Pat Haden (football)
1975 – Marvin Cobb (football, baseball)
1976 – Steve Furniss (swimming)
1977 – John Naber (swimming)
1979 – Paul McDonald (football)
1986 – Cheryl Miller (basketball)
1989 – John Jackson (football, baseball)
1991 – Dave Wharton (swimming)
2022 – Anna Cockrell (track)

USC's NCAA Silver Anniversary Award Winners

1973 – John Ferraro (football)
1984 – Al Geiberger (golf)
1991 – Mike Garrett (football)
1993 – Stan Smith (tennis)
1999 – Lynn Swann (football)
2000 – Pat Haden (football)
2002 – John Naber (swimming)
2003 – Debbie Landreth Brown (volleyball)
2004 – Bruce Furniss (swimming)
2005 – Paul McDonald (football)
2007 – Bill Stetson (volleyball)
2010 – Jack Del Rio (football, baseball)
2014 – Rodney Peete (football, baseball)
2019 – Lisa Leslie (basketball)
2022 – Tina Thompson (basketball)

USC's National Football Foundation Scholar-Athletes

1965 – Chuck Arrobio
1969 – Fred Khasigian
1974 – Pat Haden
1977 – Gary Bethel
1979 – Paul McDonald
1984 – Duane Bickett
1986 – Jeff Bregel
1989 – John Jackson
1994 – Tony Boselli
1995 – Jeremy Hogue
1996 – Matt Keneley
1999 – Chad Morton
2012 – Matt Barkley



JOHN JACKSON JR.



ALAINA KIPPS





BRENDEN RICE [WR]



RALEEK BROWN [WR]



DORIAN SINGER [WR]



MILLER MOSS [QE]



DOMANI JACKSON [CB]



JAMIL MUHAMMAD [LB]



EDDIE CZAPLICKI [P]



KYRON HUDSON [WR]



RAESJON DAVIS [LB]



JACOB COVINGTON [OL]



JARRETT KINGSTON [OL]



Season Tour

USC	FOOTBALL	2023	SCHEDULE
08/26/23	VS. SAN JOSE STATE		LOS ANGELES, CA
09/02/23	VS. NEVADA		LOS ANGELES, CA
09/09/23	VS. STANFORD		LOS ANGELES, CA
09/16/23	BYE		LOS ANGELES, CA
09/23/23	AT ARIZONA STATE		TEMPE, AZ
09/30/23	AT COLORADO		BOULDER, CO
10/07/23	VS. ARIZONA		LOS ANGELES, CA
10/14/23	AT NOTRE DAME		NOTRE DAME, IN
10/21/23	VS. UTAH		LOS ANGELES, CA
10/28/23	AT CALIFORNIA		BERKELEY, CA
11/04/23	VS. WASHINGTON		LOS ANGELES, CA
11/11/23	AT OREGON		EUGENE, OR
11/18/23	VS. UCLA		LOS ANGELES, CA
11/25/23	BYE		LOS ANGELES, CA
12/01/23	PAC-12 CHAMPIONSHIP		LAS VEGAS, NV

