

UNLV

2023 FOOTBALL
MEDIA GUIDE



UNLV FOOTBALL

OUR TOWN
OUR TEAM



TABLE OF CONTENTS

Table of Contents..... 1
 Strategic Communications..... 2
 Program Quick Facts..... 2
 UNLV on TV..... 3
 Primary Football Media..... 4
 Rebels On the Air..... 5
 Allegiant Stadium..... 6-7
 Mountain West..... 8-10
 UNLV Trophy Games..... 12

UNLV FOOTBALL
 Alphabetical Roster 14-15
 Pronunciation Guide..... 15
 Numerical Roster..... 16-17
 Roster by Class 17
 Geographical Roster..... 18
 2023 Opponents..... 19
 UNLV Future Schedules..... 19
 Ferlitta Football Complex 20-21
 Strength & Conditioning..... 22
 Equipment 23
 Sports Medicine..... 24
 Academics..... 25
 In the Community 26
 Head Coach Barry Odom..... 27-29
 Coaching Staff 30-35
 Support Staff..... 36-40

MEET THE REBELS
 Player Profiles 42-76

SEASON REVIEW
 2022 UNLV & MW Statistics 78-87
 2022 Game Summaries..... 88-93
 The Last Time..... 94

RECORD BOOK
 Team Records 96-100
 Individual Records..... 101-115
 Career Leaders..... 116-120
 Single-Season Leaders 121
 Seasonal Leaders..... 122-127
 Year-By-Year Breakdown 128
 Scoring & Attendance Marks 129
 Collegiate Records in Las Vegas..... 130
 UNLV in the Record Books..... 131
 All-Time Series History 132-134
 All-Time Results 135-139
 Rebel Bowl History 140-144
 Opponent Records 145
 All-Time Academic All-Conference 146
 All-Time Lettermen 147-153
 All-Time Assistant Coaches..... 154-155
 Rebels in the Pros 156-161
 UNLV Football History 162-169

Rebel Award Winners 170-171
 Rebel All-Americans 172-173
 Conference Players of the Week..... 174
 All-Conference Selections 174-175
 All-Star Game Appearances..... 176

THE UNIVERSITY
 University of Nevada, Las Vegas..... 178-179
 Pres. Keith E. Whitfield & Board of Regents..... 180
 Director of Athletics Erick Harper..... 181
 Athletics Facilities..... 182-183
 Rebel Rundown 184
 Notable Rebels..... 185
 Welcome to Las Vegas..... 186



CREDITS

UNLV's 2023 Football Guide was designed, written and edited by Mark Wallington along with Tim Castaneda and the UNLV Strategic Communications office. Front and back covers designed by Dean Pizzoferrato of UNLV. Additional graphic support by Matt Styck of UNLV. Studio shots and primary action photography by Lucas Peltier of UNLV Athletics. Additional action shots provided by Josh Hawkins/UNLV Creative Services, Steve Spatafore, Tom Donoghue, Mark Newman, Craig Hicks and Dr. Michael Braunstein. Select photography by Josh Holmberg, Zak Krill, MarinMedia, Sam Morris, Greg Cava and Mark Wallington.



STRATEGIC COMMUNICATIONS



Andy Grossman
Sr. Assoc. Athletics Director-
Communications
Arizona 1996
Twitter: @unlvnsid



Mark Wallington
Associate Athletics Director-
Communications
Florida 1993
Twitter: @UNLVFBSID



Jared Thompson
Asst. Director - Communications
Oklahoma 2004
Twitter: @JaredatUNLV



Tim Castaneda
Asst. Director - Communications
Utah Valley 2015
Twitter: @UNLVTimC

UNLV STRATEGIC COMMUNICATIONS DEPARTMENT

Box 450004 • 4505 Maryland Parkway
Las Vegas, NV 89154-0004

Senior Assoc. Athletics Director-Communications
Andy Grossman (andy.grossman@unlv.edu)
Office: (702) 895-3995 Cell: 630-3949

Associate AD-Communications/Football Contact:
Mark Wallington (mark.wallington@unlv.edu)
Office: (702) 895-4472 Cell: 528-6291

Assistant Director:
Jared Thompson (jared.thompson@unlv.edu)
Office: (702) 895-3134 Cell: (317) 629-3592

Assistant Director:
Tim Castaneda (adam.castaneda@unlv.edu)
Office: (702) 895-3207 Cell: (530) 605-7176

Assistant Director/Secondary Football Contact:
TBA



The UNLV Communications Department was selected by the Football Writers Association of America as one of the "Super 11," a group of sports information departments deemed the best in the NCAA Football Bowl Subdivision for the 2014 season.



The 2021 UNLV Football Media Guide was named Best in the Nation by CoSIDA.

CREDENTIAL REQUESTS

- Requests for working press, radio, television or photo credentials should be emailed to Mark Wallington (mark.wallington@unlv.edu) no later than one week prior to the game. Proof of coverage may be required.
- Space in the Allegiant Stadium press box for working media is limited and will be at the discretion of the UNLV Communications Department. Only credentialed media members will gain entrance. In compliance with the working code of the Football Writers Association of America, children, spouses, dates and pets are not permitted. Allegiant Stadium is a non-smoking facility, except for designated areas.
- Credentials will not be mailed – they must be picked up outside the Media Entrance of Allegiant Stadium beginning three hours before kickoff.

WEEKLY FOOTBALL RELEASE

UNLV makes its athletics-related media releases available exclusively on the internet website www.unlvrebels.com. "UNLV Football News" will be prepared each week starting August 28 and be posted on the school's official site by Monday morning in Adobe PDF format. However, the release is also available through electronic mail. Any members of the media interested in having the weekly release and/or all Rebel football releases emailed to them should request to be added to the general list by emailing football contact Mark Wallington at mark.wallington@unlv.edu.

WEEKLY PRESS CONFERENCE

Coach Barry Odom and select players will appear at a press conference for any credentialed media on a designated day and time each game week at the Fertitta Football Complex. Video of that session will be posted on the UNLV Athletics YouTube channel the same day. Please contact UNLV Communications via email for more information.



BE A REBEL.

UNIVERSITY QUICK FACTS

Location:	Las Vegas, NV 89154
Elevation:	2,100 Feet
Founded:	1957
Enrollment:	30,660
Nickname:	Rebels
Colors:	Scarlet & Gray
President:	Dr. Keith E. Whitfield
Director of Athletics:	Erick Harper
Faculty Representative:	Brackley Frayer
Conference:	Mountain West



UNLV FOOTBALL QUICK FACTS

Stadium:	Allegiant Stadium
Capacity/Surface:	65,000/Artificial
Record in Stadium:	5-10 (.333/3 seasons)
UNLV All-Time Record:	261-362-4 (.420/55 seasons)
All-Time MW Record:	51-130 (.282/24 seasons)
2022 Record:	5-7 overall/3-5 MW (4th West Division)
Lettermen Returning:	40 (13 offense/24 defense/3 ST)
Lettermen Lost:	35 (19 offense/15 defense/1 ST)
Starters Returning:	12 (5 offense/6 defense/1 punter)
Starters Lost:	12 (6 offense/5 defense/1 kicker)

Head Coach:	Barry Odom (Missouri 1999)
Record at UNLV:	First Year
Record Overall:	25-25 (.500/5th Year)
Offensive Coordinator/QBs:	Brennan Marion (1st Year/Tulsa 2009)
Defensive Coordinator/LBs:	Mike Scherer (1st Year/Missouri 2016)
Special Teams Coordinator:	James Shibest (1st Year/Arkansas 1988)
Offensive Line:	Vance Vice (1st Year/Oklahoma State 1990)
Tight Ends:	Nate Longshore (3rd Year/Cal 2008)
Running Backs:	Cornell Ford (1st Year/Toledo 1991)
Wide Receivers:	Del Alexander (1st Year/USC 1995)
Defensive Line:	Ricky Logo (1st Year/North Carolina State 1992)
Safeties:	Damon Magazu (4th Year/ECU 2013)
Cornerbacks:	Akeem Davis (1st Year/Memphis 2011)
Defensive Analyst:	Nico Fertitta (1st Year/Notre Dame 2019)
Offensive Analyst:	Kenneth Merchant (1st Year/Southern Conn St. 2018)
Special Teams Analyst:	James Brown (3rd Year/Oregon 2018)
Graduate Assistant Coach (Off):	Robbie Bell (1st Year/Louisville 2021)
Graduate Assistant Coach (Off):	CJ Pollard (1st Year/USC 2020)
Graduate Assistant Coach (Def):	Julio Garcia (1st Year/UNLV 2020)
Graduate Assistant Coach (Def):	Ronnell Perkins (1st Year/Missouri 2019)
Director of Strength & Conditioning:	Jeff Fish (1st Year/Western Carolina 1989)
Asst., Strength & Conditioning:	Cannon York (1st Year/Missouri 2021)
Asst., Strength & Conditioning:	Qua Scott (2nd Year/Charleston Southern 2019)
Director of Football Operations:	Mark Ouimet (1st Year/Siena Heights College 1995)
Director of Player Personnel:	Brad Odom (1st Year/East Central University 1997)
Director of Player Development:	Hunkie Cooper (1st Year/UNLV 1991)
Executive Asst. to the Head Coach:	Ethan Baxter (1st Year/Arkansas 2022)
Director, On-Campus Recruiting:	McKenna Johnson (1st Year/UTSA 2021)
Head FB Equipment Manager:	Jacob Corbett (2nd Year/South Carolina 2004)
Head FB Athletic Trainer:	Nate Lower (1st Year/Weber State 2015)
Football Video Coordinator:	Ross Locascio (1st Year/Alabama 2021)
Football Nutritionist:	Galina Lodge (2nd Year/Kent State 2020)
Assoc. AD-Operations/Facilities:	Erik Schwarz (31st Year/West Virginia 1993)

KEEPING IN TOUCH

Allegiant Stadium Press Box:	(725) 780-2252
Rebel Football Office:	(702) 895-3400
UNLV Athletics Department:	(702) 895-4729
UNLV Ticket Office:	(702) 739-3267
UNLV Website Address:	unlvrebels.com
UNLV Ticketing Website:	unlvtickets.com
Football Media Contact:	Mark Wallington (31st Year/Florida 1993)
Wallington Email Address:	mark.wallington@unlv.edu
Wallington Cell Number:	(702) 528-6291






NATIONAL EXPOSURE

Since 2000, UNLV football has made appearances on CBS Sports Network, VERSUS, The Mtn., ABC, TBS, FS1, FS2, Fox Sports West & Fox Sports Arizona, ESPN, ESPN2, ESPNU, ESPNNews, ESPN+Plus, ESPN3, ESPN 3D, Big Ten Network, Pac-12 Network, Big East Network, ROOT, Peacock and AT&T Sportsnet.

UNLV opened on national television for five straight seasons from 2011-15



REBEL FOOTBALL NETWORK TELEVISION APPEARANCES

DATE	OPPONENT	OUTLET	RESULT	DATE	OPPONENT	OUTLET	RESULT
Dec. 7, 1974	Delaware	ABC	L, 49-11	Oct. 6, 2007	at Air Force	The Mtn.	L, 31-14
Oct. 3, 1981	at Wyoming	ABC	L, 45-21	Oct. 13, 2007	BYU	The Mtn.	L, 24-14
Sept. 2, 1982	BYU	WTBS	L, 27-0	Oct. 27, 2007	at Wyoming	The Mtn.	L, 29-24
Oct. 27, 1983	SAN DIEGO STATE	WTBS	W, 28-10	Nov. 10, 2007	SAN DIEGO STATE	CSTV	L, 38-30
Dec. 15, 1984	vs. Toledo	ESPN	W, 30-13	Nov. 24, 2007	at New Mexico	The Mtn.	L, 27-6
Oct. 31, 1985	NEW MEXICO STATE	ESPN	W, 17-12	Sept. 6, 2008	at Utah	The Mtn.	L, 42-21
Nov. 6, 1986	FRESNO STATE	ESPN	L, 36-7	Sept. 13, 2008	at Arizona State	FSN	W, 23-20 (OT)
Oct. 24, 1987	at SAN JOSE STATE	ESPN	L, 48-24	Sept. 20, 2008	IOWA STATE	The Mtn.	W, 34-31 (OT)
Nov. 28, 1987	NORTHERN ILLINOIS	ESPN	L, 34-31	Sept. 27, 2008	UNR	The Mtn.	L, 49-27
Dec. 15, 1994	CENTRAL MICHIGAN	ESPN	W, 52-24	Oct. 4, 2008	at Colorado State	The Mtn.	L, 41-28
Sept. 2, 1999	at North Texas	SportsWest	W, 26-3	Oct. 18, 2008	AIR FORCE	The Mtn.	L, 29-28
Oct. 2, 1999	at UNR	SportsWest	L, 26-12	Oct. 25, 2008	at BYU	The Mtn.	L, 42-35
Oct. 9, 1999	at Wyoming	SportsWest	W, 35-32	Nov. 1, 2008	TCU	CBS C	L, 44-14
Oct. 23, 1999	BYU	SportsWest*	L, 29-0	Nov. 8, 2008	NEW MEXICO	The Mtn.	W, 27-20
Sept. 23, 2000	at BYU	ESPN+Plus	L, 10-7	Nov. 13, 2008	WYOMING	CBS C	W, 22-14
Sept. 30, 2000	AIR FORCE	ABC	W, 34-13	Nov. 22, 2008	at San Diego State	CBS C	L, 42-21
Oct. 7, 2000	at UNR	SportsWest	W, 38-7	Sept. 12, 2009	OREGON STATE	CBS C	L, 23-21
Oct. 14, 2000	at Colorado State	ESPN2	L, 20-19	Sept. 19, 2009	HAWAII	The Mtn.	W, 34-33
Oct. 21, 2000	WYOMING	SportsWest	W, 42-23	Oct. 10, 2009	BYU	The Mtn.	L, 59-21
Nov. 4, 2000	at Utah	ESPN+Plus	L, 38-16	Oct. 17, 2009	UTAH	The Mtn.	L, 35-15
Nov. 11, 2000	NEW MEXICO	ESPN+Plus	W, 18-14	Oct. 24, 2009	at New Mexico	The Mtn.	W, 34-17
Nov. 25, 2000	at San Diego State	SportsWest	W, 31-24	Oct. 31, 2009	at TCU	VERSUS	L, 41-0
Dec. 2, 2000	at Hawaii	Fox Sports West	W, 34-32	Nov. 7, 2009	COLORADO STATE	The Mtn.	W, 35-16
Dec. 21, 2000	ARKANSAS	ESPN	W, 31-14	Nov. 14, 2009	at Air Force	The Mtn.	L, 45-17
Aug. 30, 2001	at Arkansas	ESPN	L, 14-10	Nov. 28, 2009	SAN DIEGO STATE	The Mtn.	W, 28-24
Sept. 7, 2001	NORTHWESTERN	ESPN	L, 37-28	Sept. 4, 2010	WISCONSIN	VERSUS	L, 41-21
Sept. 14, 2001	COLORADO STATE	SportsWest	L, 26-24	Sept. 11, 2010	at Utah	The Mtn.	L, 38-10
Sept. 29, 2001	BYU	ABC	L, 35-31	Sept. 18, 2010	at Idaho	ESPNU	L, 30-7
Oct. 6, 2001	at UNR	SportsWest	W, 27-12	Sept. 25, 2010	NEW MEXICO	The Mtn.	W, 45-10
Oct. 13, 2001	SAN DIEGO STATE	ABC	W, 31-3	Oct. 2, 2010	UNR	The Mtn.	L, 44-26
Oct. 27, 2001	at Wyoming	SportsWest	W, 47-26	Oct. 9, 2010	at West Virginia	Big East Network/KWU	L, 49-10
Nov. 3, 2001	UTAH	ESPN+Plus	L, 42-14	Oct. 16, 2010	at Colorado State	The Mtn.	L, 43-10
Nov. 10, 2001	at New Mexico	SportsWest	L, 27-17	Oct. 30, 2010	TCU	CBS C	L, 48-6
Nov. 17, 2001	at Air Force	ESPN+Plus	W, 34-10	Nov. 6, 2010	at BYU	The Mtn.	L, 55-7
Aug. 31, 2002	WISCONSIN	ESPN2	L, 27-7	Nov. 13, 2010	WYOMING	The Mtn.	W, 42-16
Sept. 14, 2002	at Oregon State	TBS	L, 47-17	Nov. 18, 2010	AIR FORCE	CBS C	L, 35-20
Oct. 19, 2002	at BYU	SportsWest	W, 24-3	Nov. 27, 2010	at San Diego State	The Mtn.	L, 48-14
Nov. 2, 2002	WYOMING	SportsWest	W, 49-48	Dec. 4, 2010	at Hawaii	ESPN3	L, 59-21
Nov. 16, 2002	AIR FORCE	ESPN+Plus	L, 49-32	Sept. 1, 2011	at Wisconsin	ESPN/ESPN 3D	L, 51-17
Nov. 30, 2002	at Colorado State	SportsWest	W, 36-33	Sept. 17, 2011	HAWAII	The Mtn./CBS SN	W, 40-20
Aug. 29, 2003	TOLEDO	ESPN	W, 28-18	Sept. 24, 2011	SOUTHERN UTAH	The Mtn.	L, 41-16
Sept. 13, 2003	at Wisconsin	ESPN2	W, 23-5	Oct. 8, 2011	at UNR	Cox Cable/ESPN3	L, 37-0
Sept. 19, 2003	HAWAII	ESPN2	W, 33-22	Oct. 15, 2011	at Wyoming	The Mtn./CBS SN	L, 41-14
Oct. 11, 2003	at Air Force	ESPN+Plus	L, 24-7	Oct. 29, 2011	COLORADO STATE	The Mtn.	W, 38-35
Oct. 18, 2003	UTAH	ESPN+Plus	L, 28-10	Nov. 5, 2011	BOISE STATE	CBS SN	L, 48-21
Oct. 25, 2003	BYU	ABC	L, 27-20 (OT)	Nov. 12, 2011	at New Mexico	The Mtn.	L, 21-14
Nov. 1, 2003	at New Mexico	SportsWest	W, 37-35	Nov. 19, 2011	at Air Force	The Mtn.	L, 45-17
Nov. 8, 2003	SAN DIEGO STATE	ESPN+Plus	L, 7-0	Nov. 26, 2011	SAN DIEGO STATE	The Mtn.	L, 31-14
Nov. 22, 2003	COLORADO STATE	SportsWest	L, 24-23	Dec. 3, 2011	at TCU	VERSUS	L, 56-9
Nov. 29, 2003	at Wyoming	SportsWest	L, 42-17	Aug. 30, 2012	MINNESOTA	CBS SN	L, 30-27 (3OT)
Sept. 5, 2004	at Tennessee	ESPN	L, 18-3	Sept. 14, 2012	WASHINGTON STATE	ESPN	L, 35-27
Sept. 11, 2004	at Wisconsin	ESPN2	L, 31-21	Sept. 22, 2012	AIR FORCE	TWCNSN	W, 38-35
Sept. 25, 2004	UTAH STATE	SportsWest	W, 24-20	Sept. 29, 2012	at Utah State	ESPN3	L, 35-13
Oct. 9, 2004	at BYU	ESPN2	L, 31-21	Oct. 6, 2012	at Louisiana Tech	ESPN+Plus	L, 58-21
Oct. 16, 2004	NEW MEXICO	ESPN+Plus	L, 24-20	Oct. 13, 2012	UNR	TWCNSN	L, 42-37
Oct. 30, 2004	WYOMING	SportsWest	L, 45-10	Oct. 20, 2012	at Boise State	NBC SN	L, 32-7
Nov. 13, 2004	at Colorado State	SportsWest	L, 21-3	Oct. 27, 2012	at San Diego State	TWCNSN	L, 24-13
Nov. 20, 2004	at San Diego State	SportsWest	L, 24-22	Nov. 3, 2012	NEW MEXICO	TWCNSN	W, 35-7
Sept. 5, 2005	at New Mexico	ESPN2	L, 22-14	Nov. 10, 2012	at Colorado State	TWCNSN	L, 33-11
Sept. 17, 2005	at Nevada, Reno	ESPNU	L, 22-14	Nov. 17, 2012	WYOMING	TWCNSN	L, 28-23
Sept. 24, 2005	at Utah State	SportsWest	L, 31-24	Nov. 24, 2012	at Hawaii	TWCNSN	L, 48-10
Oct. 1, 2005	at Wyoming	SportsWest	L, 42-17	Aug. 29, 2013	at Minnesota	BTN	L, 51-23
Oct. 8, 2005	SAN DIEGO STATE	ESPN+Plus	W, 13-10	Sept. 7, 2013	ARIZONA	CBS SN	L, 58-13
Oct. 15, 2005	at Air Force	SportsWest	L, 42-7	Sept. 14, 2013	CENTRAL MICHIGAN	MWN	W, 31-21
Oct. 22, 2005	UTAH	ABC	L, 42-32	Sept. 28, 2013	at New Mexico	ROOT/MWN	W, 56-42
Nov. 5, 2005	BYU	ESPN+Plus	L, 55-14	Oct. 12, 2013	HAWAII	Oceanic/MWN	W, 39-37
Sept. 30, 2006	NEVADA, RENO	The Mtn.	L, 31-3	Oct. 19, 2013	at Fresno State	MWN	L, 38-14
Oct. 7, 2006	at Colorado State	The Mtn.	L, 28-7	Oct. 26, 2013	UNR	ESPN3	W, 27-22
Oct. 14, 2006	NEW MEXICO	The Mtn.	L, 39-36 (OT)	Nov. 2, 2013	SAN JOSE STATE	MWN	L, 34-24
Oct. 21, 2006	at BYU	The Mtn.	L, 52-7	Nov. 9, 2013	UTAH STATE	ESPNU	L, 28-24
Oct. 28, 2006	at Utah	The Mtn.	L, 45-23	Nov. 21, 2013	at Air Force	ESPNU	W, 41-21
Nov. 4, 2006	TCU	VERSUS	L, 25-10	Nov. 30, 2013	SAN DIEGO STATE	ESPNU	W, 45-19
Nov. 11, 2006	at San Diego State	The Mtn.	L, 21-7	Jan. 1, 2014	vs. North Texas	ESPNU	L, 36-14
Nov. 24, 2006	AIR FORCE	The Mtn.	W, 42-39	Aug. 29, 2014	at Arizona	ESPN	L, 58-13
Sept. 8, 2007	WISCONSIN	VERSUS	L, 20-13	Sept. 13, 2014	NORTHERN ILLINOIS	MWN/CI	L, 48-34
Sept. 15, 2007	HAWAII	The Mtn.	L, 49-14	Sept. 20, 2014	at Houston	ESPN3	L, 47-14
Sept. 22, 2007	UTAH	The Mtn.	W, 27-0	Sept. 27, 2014	at San Diego State	ESPN3	L, 34-17
				Oct. 4, 2014	at San Jose State	ESPNNews	L, 33-10
Oct. 10, 2014	FRESNO STATE	CBSN	W, 30-27 (OT)				
Oct. 25, 2014	at Utah State	ESPNNews	L, 34-20				
Nov. 1, 2014	NEW MEXICO	ROOT/MWN	L, 31-28				
Nov. 8, 2014	AIR FORCE	MWN/CI	L, 48-21				
Nov. 15, 2014	at BYU	ESPNU	L, 42-23				
Nov. 22, 2014	at Hawaii	Oceanic/MWN	L, 37-35				
Nov. 29, 2014	UNR	ESPNU	L, 49-27				
Sept. 5, 2015	at Northern Illinois	CBSN	L, 38-30				
Sept. 12, 2015	UCLA	CBSN	L, 37-3				
Sept. 19, 2015	at Michigan	BTN	L, 28-7				
Oct. 3, 2015	at UNR	MWN/CI	W, 23-17				
Oct. 10, 2015	SAN JOSE STATE	MWN/CI	L, 33-27				
Oct. 16, 2015	at Fresno State	ESPN2	L, 31-28				
Oct. 31, 2015	BOISE STATE	ESPNU	L, 55-27				
Nov. 7, 2015	HAWAII	Oceanic/MWN	W, 41-21				
Nov. 14, 2015	at Colorado State	ROOT/MWN	L, 49-35				
Nov. 21, 2015	SAN DIEGO STATE	CBSN	L, 52-14				
Nov. 28, 2015	at Wyoming	ROOT/MWN	L, 35-28				
Sept. 1, 2016	JACKSON STATE	MWN/CI	W, 63-13				
Sept. 10, 2016	at UCLA	P12N	L, 42-21				
Sept. 17, 2016	at Central Michigan	ESPN3	L, 44-21				
Oct. 1, 2016	FRESNO STATE	CBSN	W, 45-20				
Oct. 8, 2016	at San Diego State	ESPNU	L, 26-7				
Oct. 15, 2016	at Hawaii	Oceanic/MWN/FOX 5	W, 41-38				
Oct. 22, 2016	COLORADO STATE	ROOT	L, 42-23				
Oct. 29, 2016	at San Jose State	CBSN	L, 30-24				
Nov. 12, 2016	WYOMING	ROOT	W, 69-66 (3OT)				
Nov. 18, 2016	at Boise State	ESPN2	L, 42-25				
Nov. 26, 2016	UNR	ESPN3	L, 45-10				
Sept. 9, 2017	at Idaho	ESPNU	W, 44-16				
Sept. 23, 2017	at Ohio State	BTN	L, 54-21				
Sept. 30, 2017	SAN JOSE STATE	ESPNU	W, 41-13				
Oct. 7, 2017	SAN DIEGO STATE	ESPN2	L, 41-10				
Oct. 14, 2017	at Air Force	AT&T SPORTSNET	L, 30-34				
Oct. 21, 2017	UTAH STATE	AT&T SPORTSNET	L, 52-28				
Oct. 28, 2017	at Fresno State	AT&T SPORTSNET	W, 26-16				
Nov. 10, 2017	BYU	ESPN2	L, 31-21				
Nov. 17, 2017	at New Mexico	ESPN2	W, 38-35				
Nov. 26, 2017	at UNR	AT&T SPORTSNET	L, 23-16				
Sept. 1, 2018	at USC	PAC-12 NETWORKS	L, 21-43				
Sept. 8, 2018	UTEP	AT&T SPORTSNET	W, 52-24				
Oct. 6, 2018	NEW MEXICO	AT&T SPORTSNET	L, 14-50				
Oct. 19, 2018	AIR FORCE	CBSN	L, 35-41				
Oct. 27, 2018	at San Jose State	AT&T SPORTSNET	L, 37-50				
Nov. 3, 2018	FRESNO STATE	AT&T SPORTSNET	L, 3-48				
Nov. 10, 2018	at San Diego State	ESPN2	W, 27-24				
Nov. 24, 2018	UNR	CBSN	W, 34-29				
Sept. 14, 2019	at Northwestern	BTN	L, 14-30				
Sept. 28, 2019	at Wyoming	ESPNU	L, 17-53				
Oct. 5, 2019	BOISE STATE	CBSN	L, 13-38				
Oct. 12, 2019	at Vanderbilt	SEC Network	W, 34-10				
Oct. 18, 2019	at Fresno State	CBSN	L, 27-56				
Oct. 26, 2019	SAN DIEGO STATE	CBSN	L, 17-20				
Nov. 2, 2019	at Colorado State						



PRIMARY MEDIA

PRINT/ONLINE

BILL EICHENBERGER-Sports Editor
Las Vegas Review-Journal
www.lvrj.com
Email: beichenberger@reviewjournal.com
Twitter: @BillEichenberge

ANDY YAMASHITA-Football Beat Writer
Las Vegas Review-Journal
Email: ayamashita@reviewjournal.com
Twitter: @ANYamashita

SAM GORDON- Sports Columnist
Las Vegas Review-Journal
Email: sgordon@reviewjournal.com
Twitter: @BySamGordon

ED GRANEY-Sports Columnist
Las Vegas Review-Journal
Email: egraney@reviewjournal.com
Twitter: @edgraney

RAY BREWER-Managing Editor
Las Vegas Sun
www.lasvegassun.com
Email: ray.brewer@lasvegassun.com
Twitter: @raybrewer21

MIKE GRIMALA-Football Beat Writer
Las Vegas Sun
Email: Michael.Grimala@gmgvegas.com
Twitter: @MikeGrimala

MARK ANDERSON-Sports Reporter
Associated Press
Email: mxanderson@ap.org
Twitter: @MarkAnderson_AP

JOE ARRIGO-Editor
Franchise Sports Media
www.franchisesportsmedia.com
Email: jarrigo84@gmail.com
Twitter: @JoeArrigo



TELEVISION

BRYAN SALMOND - Sports Director
KSNV-TV Channel 3 (NBC)
www.news3lv.com
Email: bsalmond@sbgvtv.com
Twitter: @BryanNews3LV

JESSE MERRICK - Sports Reporter
KSNV-TV Channel 3 (NBC)
Email: jemerrick@sbgvtv.com
Twitter: @JesseNews3LV

PALOMA VILICANA-Reb Zone Host
KVVU-TV Channel 5 (FOX)
www.fox5vegas.com
Email: Paloma.Villicana@kvvu.com
Twitter: @PalomaVillicana

KEVIN BOLINGER-Sports Director
KVVU-TV Channel 5 (FOX)
Email: kbolinger@kvvu.com
Twitter: @KevinFox5Vegas

VINCE SAPIENZA-Sports Anchor
KVVU-TV Channel 5 (FOX)
Email: vsapienza@kvvu.com
Twitter: @VinceSapienza

CHRIS MAATHUIS-Sports Director
KLAS-TV Channel 8 (CBS)
www.8newsnow.com
Email: cmaathuis@8newsnow.com
Twitter: @Sports8

LOGAN REEVER-Sports Director
KLAS-TV Channel 8 (CBS)
www.8newsnow.com
Email: lreever@8newsnow.com
Twitter: @loganreever

GILBERTO OBREGON-Sports Reporter
KLAS-TV Channel 8 (CBS)
Email: gobregon@8newsnow.com
Twitter: @Gil_OnAir

RON FUTRELL-Sports Reporter
KLAS-TV Channel 8 (CBS)
Email: ronsports@yahoo.com
Twitter: @RonFutrell

TINA NGUYEN-Sports Anchor
KTNV-TV Channel 13 (ABC)
www.ktnv.com
Email: tina.nguyen@ktnv.com
Twitter: @ttinanguyen

JOHNNY RESENDIZ-Sports Anchor
KTNV-TV Channel 13 (ABC)
Email: Johnny.Resendiz@ktnv.com
Twitter: @JohnnyResendiz5



RADIO

RUSS LANGER
UNLV Football Radio Play-by-Play
Email: radiatorusty44@aol.com

CALEB HERRING
UNLV Football Radio Analyst
Email: calebherring5@yahoo.com
Twitter: @calebherring_

STEVE COFIELD
UNLV Football Radio & Stream Analyst
Email: lvwiseguys@hotmail.com
Twitter: @stevecofield

TONY CORDASCO-Radio Host
Audacy Radio
Email: TonyDasco1@aol.com
Twitter: @tonydasco

TYLER BISCHOFF-Radio Host
Las Vegas Sports Network/
ESPN Las Vegas
100.9 FM/1100 AM
lvsportsnetwork.com
Email: tylerbischoff@gmail.com
@Bischoff_Tyler



SIMPLY REB!

A NOTE TO THE MEDIA: Please remember that UNLV (acronym on all references) is home to the REBEL football team. Only the men's basketball team at UNLV is nicknamed the RUNNIN' REBELS.



ALLEGiant STADIUM MEDIA CENTER





RUSS LANGER Radio Play-by-Play

Award-winning announcer **Russ Langer** is in his 12th season as play-by-play voice of UNLV Football in 2023. The 11-time Nevada Sportscaster of the Year is a familiar sound to area fans as he completes his 20th season calling games for the Las Vegas Aviators professional baseball team, Triple-A affiliate of the Oakland A's. Langer, who serves as Director of Broadcasting for the Pacific Coast League franchise, was also the New Mexico Sportscaster of the Year in 1999 when he was play-

by-play voice of the Albuquerque Dukes. The University of New Mexico graduate is a two-time Minor League Broadcaster of the Year. His Major League Baseball broadcasting experience includes more than 40 games for the Baltimore Orioles, Chicago White Sox and Montreal Expos. Langer has also broadcast high school football in four different states over the last two decades. Langer and his wife, Courtney, were married in 2014 and welcomed a son, Samuel, on Feb. 11, 2019.



CALEB HERRING Radio Game Analyst

Former record-setting UNLV quarterback **Caleb Herring** enters his seventh season as the football program's radio analyst. His appointment as analyst marked the first time that a former UNLV player was in the radio booth since Hunkie Cooper's final season with the broadcast team in 1999. Herring, who works as a corrections officer for the City of Las Vegas, led UNLV to its most recent postseason appearance (2014 Heart of Dallas Bowl) after a record-setting senior season in 2013. He set the school marks for

highest completion percentage in a game and season as well as lowest interception percentage in a season and career. A four-year letterman who started 23 games at UNLV, Herring sits ninth in career passing yards with 4,325 and his 24 touchdown passes as a senior tied for second in Rebel history. The Moreno Valley, CA, native graduated from UNLV with a bachelor's degree in psychology. He and his wife, Ashley, have a son, Isaiah, and a daughter, Nailah.

((1100 AM))
ESPN
LAS VEGAS
((100.9 FM))

**RADIO
HOME
OF THE
REBELS**

All UNLV football games can be heard on Rebel flagship station ESPN 1100 AM (KWWN) & 100.9 FM. Russ Langer and Caleb Herring will again bring Rebel fans all the action along with sideline reporter **Steve Cofield** as part of a continuing partnership with Lotus Broadcasting. Games begin with a full half-hour of pre-game analysis and features. ESPN 1100 AM & 100.9 FM are also home to the "Barry Odom Radio Show," which will air on Wednesdays from 6-7 pm PT live from PKWY Tavern Flamingo (9820 W. Flamingo Las Vegas).

STEVE COFIELD Sideline Reporter Stream Analyst



Longtime Las Vegas sports radio personality **Steve Cofield**, host of the daily program **Cofield & Co.** from 3-6 pm PT on ESPN Las Vegas, joined the UNLV broadcast team in 2018 as sideline reporter.

KVVU Fox5 is in its 12th year as the home of the official UNLV television coach's show. During the season, the "Reb Zone Sports Show," hosted by sports anchor **Paloma Villicana**, airs Sunday nights at 10:30 p.m. exclusively on FOX5 following FOX5 News at 10 pm Weekend Edition and FOX5 SportsPlus. In 2014, Reb Zone received an Electronic Media Award for Best Sports Show and was nominated for a 2016 Emmy.

FIVE REBEL GAMES TO APPEAR ON SSEN IN '23

UNLV Athletics has a new home on television as FOX5 last year launched the new Silver State Sports & Entertainment Network (SSEN) in a partnership between the athletics department, Learfield and KVVU FOX5. More than 100 Rebel contests across multiple sports programs over the course of the 2023-24 athletics seasons are being scheduled to be televised on the network, which is available over the air in Las Vegas on broadcast channel 5.2 as well as Cox channel 125 on cable. The selected telecasts that will be carried on SSEN will be Mountain West Network broadcasts, originating from UNLV. No less than five 2023 UNLV football games will appear on SSEN.



UNLV FEATURES THE VEGAS EFFECT NIL PROGRAM

UNLV Athletics announced the creation of The Vegas Effect, a three-part education-focused platform that provides Rebel student-athletes with the resources needed to understand and assist in the development of their Name, Image and Likeness (NIL) opportunities. The platform was developed in anticipation of the NCAA Division I Council approving legislation allowing for student-athletes to earn revenue from their name, image and likeness. As student-athletes are permitted to capitalize on branding opportunities, an essential pillar of The Vegas Effect is its partnership with NOCAP Sports, which is an accessible and innovative platform that provides student-athletes with the tools that they need to build and enhance their personal brands, connect with the local Las Vegas marketplace and continue to be educated on what is permitted

by NCAA, UNLV and state rules and regulations. The program also includes on-campus resources, including financial literacy training, tax preparation education, and career development services. Led by the UNLV Athletics Compliance Department, The Vegas Effect includes a multitude of educational and engagement opportunities.



HOME OF THE REBELS

allegiant stadium




STADIUM QUICK FACTS


Groundbreaking:	Nov. 13, 2017
Construction:	Jan. 2018-July 2020
First Football Game:	Raiders vs. Saints, Sept. 21, 2020
First UNLV Game:	Rebels vs. UNR, Oct. 31, 2020
Cost:	\$1.9 billion
Capacity:	65,000
Playing Surfaces:	Artificial for UNLV Natural Grass for NFL
Suites:	127
Club Seats:	8,000
Escalators:	48
Elevators:	22
Doors:	2,200
Structural Steel:	28,000 tons
Trees Planted:	425
Concrete:	105,000 cubic yards (enough to build a sidewalk from LA to Vegas)
South Video Board:	11,000 square feet
UNLV Locker Room:	More than 7,000 sq ft/ 100 lockers

ALLEGIANT STADIUM IS ALSO HOME TO:

- 2024 Super Bowl
- NFL Pro Bowl
- East-West Shrine Game
- SRS Distribution Las Vegas Bowl
- Vegas Kickoff Classic



HOME OF THE REBELS



x



BE A REBEL.

THIS IS THE MOUNTAIN WEST

The Mountain West was conceived on May 26, 1998, when the presidents of eight institutions — Air Force, BYU, Colorado State, New Mexico, San Diego State, UNLV, Utah and Wyoming — decided to form a new NCAA Division I intercollegiate athletic conference. The split from a former 16-team conference re-established continuity and stability among the membership within the new league and signaled the continuation of its tradition-rich, long-standing athletic rivalries. Three of the MW's eight original members have been conference rivals since the 1960s (New Mexico, Wyoming and Colorado State), while San Diego State (1978) and Air Force (1980) were longtime members as well. UNLV entered the fold in 1996 and the Rebels continued as one of the original eight institutions that formed the MW in 1999. With conference realignment sweeping the nation in recent years, the MW has been proactive in addressing membership changes. Boise State joined the Mountain West in 2011, followed by Fresno State and UNR in 2012. That's the same year that the University of Hawai'i became a football-only member of the Conference. On July 1, 2013, the Mountain West further expanded when San Jose State and Utah State joined, bringing to 11 the number of full-time member institutions and 12 football-playing members.

The Mountain West is noted for its geographic diversity. Some of the most beautiful terrain and landscapes in the nation can be found within Mountain West boundaries, including the majestic Rocky Mountain range, which borders five MW institutions (Air Force, Boise State, Colorado State, New Mexico and Utah State). The high plains of Wyoming (elevation 7,220 feet – the highest Division I campus in the nation) contrast with the desert cities of Las Vegas and Reno, home to UNLV and Nevada, Reno, respectively, while Fresno State, San Diego State and San Jose State add a West Coast influence with their locations in Central, Southern and Northern California. The inclusion of the Hawai'i football program extends the Mountain West footprint to the beautiful islands in the Pacific Ocean.

Mountain West members have participated in 121 bowl games under the league umbrella, including four appearances in BCS games and one CFP game. The MW has earned 94 postseason bids in men's basketball, with seven Sweet 16 appearances and one runnerup finish, as well as three NIT Final Four berths. MW women's basketball has tallied 84 postseason slots, including 40 NCAA bids, five Sweet 16 appearances and one Elite Eight berth since 2000. Wyoming took the MW's first WNIT championship in 2007 with a win over Wisconsin. In women's volleyball, the MW has had 48 NCAA bids with nine Sweet 16 berths and one Elite Eight appearance. The MW has produced 1,718 All-America selections among its 18 sponsored sports (men's swimming was discontinued as a Conference sport following the 2010-11 season) in the last 24 years. A total of 234 MW student-athletes have also earned Academic All-America accolades in that span. The Mountain West has sent at least 25 teams to NCAA postseason events in each of the past 24 years, capturing five team national championships and producing 52 individual national champions.



UNLV TEAM MW CHAMPIONSHIPS

YEAR	SPORT	CHAMPIONSHIP
1999-2000	Men's Basketball	Co-Regular Season
	Men's Basketball	Tournament
	Men's Golf	Tournament
2001-02	Women's Tennis	Tournament
	Men's Golf	Tournament
2002-03	Women's Tennis	Tournament
	Baseball	Regular Season
2003-04	Baseball	Tournament
	Women's Tennis	Co-Regular Season
	Women's Swimming & Diving	Regular Season
2004-05	Baseball	Tournament
	Women's Golf	Tournament
	Baseball	Regular Season
2005-06	Baseball	Tournament
	Women's Golf	Tournament
	Women's Soccer	Regular Season
	Women's Swimming & Diving	Tournament
	Men's Swimming & Diving	Tournament
2006-07	Men's Swimming & Diving	Tournament
	Men's Basketball	Tournament
	Women's Soccer	Tournament
2007-08	Men's Swimming & Diving	Co-Regular Season
	Men's Swimming & Diving	Tournament
	Men's Tennis	Tournament
	Men's Basketball	Tournament
	Women's Soccer	Regular Season
2008-09	Men's Swimming & Diving	Tournament
	Men's Swimming & Diving	Tournament
	Women's Tennis	Regular Season
2009-10	Men's Swimming & Diving	Tournament
	Men's Swimming & Diving	Regular Season
2010-11	Men's Swimming & Diving	Tournament
	Women's Tennis	Regular Season
2012-13	Women's Golf	Tournament
	Women's Tennis	Tournament
2013-14	Baseball	Regular Season
	Men's Swimming and Diving (WAC)	Tournament
2014-15	Men's Soccer (WAC)	Regular Season
	Men's Soccer (WAC)	Tournament
	Men's Swimming and Diving (WAC)	Tournament
2015-16	Women's Golf	Tournament
	Men's Golf	Tournament
	Women's Tennis	Tournament
	Men's Tennis	Tournament
	Women's Soccer	Regular Season
2016-17	Women's Soccer	Tournament
	Men's Soccer (WAC)	Tournament
	Women's Golf	Tournament
	Men's Golf	Tournament
	Women's Tennis	Regular Season
2017-18	Women's Basketball	Regular Season
	Women's Indoor Track & Field	Tournament
	Women's Golf	Tournament
	Men's Golf	Tournament
2018-19	Women's Tennis	Regular Season
	Women's Tennis	Regular Season
	Women's Tennis	Tournament
2019-20	Women's Indoor Track & Field	Tournament
	Volleyball	Regular Season
2020-21	Women's Swimming & Diving	Tournament
	Men's Swimming & Diving (WAC)	Tournament
	Women's Basketball	Regular Season
2021-22	Women's Basketball	Tournament
	Men's Swimming & Diving (WAC)	Tournament
	Baseball	Regular Season
2022-23	Volleyball	Regular Season
	Women's Basketball	Regular Season
	Women's Basketball	Tournament
	Men's Swimming & Diving (WAC)	Tournament
	Women's Tennis	Tournament

MOUNTAIN WEST FOOTBALL

Entering the 2023 season, the MW has eight postseason opportunities, including a spot in a New Year's Six Bowl (highest ranked non-autonomous 5 champion) - six primary bowl positions with the Los Angeles Bowl, Arizona Bowl, Famous Idaho Potato Bowl, New Mexico Bowl, Hawai'i Bowl and an ESPN Events-operated bowl, likely to be held in the Dallas-Fort Worth Metroplex - and one secondary position. An innovator in the postseason bowl structure, the MW engineered many "firsts," as league teams have participated in five inaugural bowl games as well as placing the first non-automatic-qualifying FBS team into a BCS bowl game with Utah's appearance in the 2005 Tostitos Fiesta Bowl and into the College Football Playoff (CFP) with Boise State's selection to the 2014 Tostitos Fiesta Bowl.



Gloria Nevarez
Commissioner



Bret Gilliland
Deputy Commissioner



Brian Tripp
Assoc. Commissioner
Broadcast Production



Javan Hedlund
Assoc. Commissioner
External Communications



CONFERENCE QUICK FACTS

Founded: 1999
Commissioner: Gloria Nevarez
Mailing Address: 10807 New Allegiance Drive, Suite 250
 Colorado Springs, CO 80921
Phone: (719) 488-4040
Football Contact: Javan Hedlund (jhedlund@themw.com)
Office Phone: (719) 488-4051
Cell Phone: (719) 648-4027

www.TheMW.com

MW FOOTBALL IN THE POSTSEASON

The Mountain West accepted a league-record eight postseason bowl bids during the 2022 season. The conference has earned 121 bowl bids since 1999 and holds a 66-52 all-time record in those contests. The MW has finished with a winning record in the postseason in nine of the last 17 years.

Mountain West teams went 5-1 during 2021 to capture the Bowl Challenge Cup for the fifth time overall. The MW is the only conference to win the trophy outright more than four times since the award's inception in 2002-03. The Bowl Challenge Cup was created by ESPN as a competition among the conferences in the FBS during the bowl season. In order to win the trophy, a conference must have the highest win percentage with a minimum of three teams participating in the postseason.

ALL-TIME ESPN BOWL CHALLENGE CUP WINNERS

YEAR	CONFERENCE	W-L	PCT
2022-23	MAC	4-2	.667
2021-22	Mountain West	5-1	.833
2020-21	Big 12	5-0	1.000
2019-20	SEC	8-2	.800
2018-19	Conference USA	4-2	.667
2017-18	Big Ten	7-1	.875
2016-17	ACC	9-3	.750
2015-16	SEC	9-2	.818
2014-15	Conference USA	4-1	.800
2013-14	SEC	7-3	.700
2012-13	Conference USA	4-1	.800
2011-12	C-USA/MAC	4-1	.800
2010-11	Mountain West	4-1	.800
2009-10	Mountain West	4-1	.800
2008-09	Pacific-10	5-0	1.000
2007-08	Mountain West	4-1	.800
2006-07	Big East	5-0	1.000
2005-06	ACC/Big 12	5-3	.625
2004-05	Mountain West	2-1	.667
2003-04	ACC	5-1	.833
2002-03	Big Ten	5-2	.714



CONFERENCE STAFF

Gloria Nevarez, Commissioner.....	(719) 488-4047
Bret Gilliland, Deputy Commissioner.....	(719) 488-4045
Carolayne Henry, Sr. Assoc. Commissioner/Compliance/SWA.....	(719) 488-4043
Dawn Moore, Assoc. Commissioner/Championships.....	(719) 487-2461
John Sullivan, Assoc. Commissioner/FB.....	(719) 488-4049
Javan Hedlund, Assoc. Commissioner, External Communications.....	(719) 488-4051
Niko Roberts, Assoc. Commissioner, M&W Basketball.....	(719) 487-2468
Gary Walenga, Asst. Commissioner/Business/CFO.....	(719) 488-4058
Kim Melcher, Asst. Commissioner.....	(719) 488-4050
Shelby Sonnefeldt, Asst. Director/Compliance.....	(719) 487-2473
Gabby Lutjen, Director/Championships.....	(719) 487-2474
Macy Gilliland, Asst. Director/Championships.....	(719) 488-4044
Ruben Rumbaut, Asst. Director/Championships.....	(719) 487-2476

MW COMMUNICATIONS

TBA, Director/Strategic Communications.....	(719) 488-4042
Theresa Kurtz, Assoc. Director/Strategic Communications.....	(719) 487-2462
Hannah Parker, Asst. Director/Strategic Communications.....	(719) 488-4052
Justin Packard, Manager/Digital & Social Media.....	(719) 487-2471
Brian Tripp, Assoc. Commissioner/Broadcast Production.....	(719) 488-4055
Jesse Kurtz, Executive Producer/Mountain West Network.....	(719) 488-4046
Bridget Howard, Studio Host/Mountain West Network.....	(719) 488-4048

All email addresses are: first initial (no space) last name @ themw.com



CFB PLAYOFF 2023-24 LINEUP

Fri., Dec. 29	Cotton Bowl
Sat., Dec. 30	Peach Bowl
Sat., Dec. 30	Orange Bowl
Mon., Jan. 1	Fiesta Bowl
Mon., Jan. 1	Rose Bowl - CFP Semifinal
Mon., Jan. 1	Sugar Bowl - CFP Semifinal
Mon., Jan. 8	Championship in Houston at NRG Stadium

collegepressbox.com

EVERYTHING BUT THE PRE-GAME MEAL

CollegePressBox.com is the official media website for Mountain West football. Access and download weekly game notes, statistics, media guides and more for the conference and each of its nine member schools throughout the season. Login information will be distributed by the conference office to accredited media or you can apply for a password by sending an email to password@collegepressbox.com.



LA BOWL

Location: Inglewood, CA
Date: Dec. 16
Time: 4:30 pm PT
Matchup: MW No. 1 vs. Pac-12 No. 5
Media Contact: Kristi Mexia
Email Address: kmexia@lased.com
Website: sofistadium.com/labowl/



SoFi Stadium (70,240)



ARIZONA BOWL

Location: Tucson, AZ
Date: Dec. 30
Time: 1:30 pm PT
Matchup: MW vs. MAC
Executive Director: Kym Adair
Office Phone: (520) 207-2682
Media Contact: Eric Rhodes
Email Address: Eric@thearizonabowl.com
Website: thearizonabowl.com



Arizona Stadium (53,029)



NEW MEXICO BOWL

Location: Albuquerque, NM
Date: Dec. 16
Time: 2:45 pm PT
Matchup: MW vs. C-USA
Executive Dir: Jeff Siembieda
Office Phone: (505) 925-5999
Media Contact: Ryan Kasmiersky
Email Address: ryan@breakaway-sports.com
Website: newmexicobowl.com



University Stadium (39,224)



HAWAI'I BOWL

Location: Honolulu, HI
Date: Dec. 23
Time: 7:30 pm PT
Matchup: MW vs. C-USA
Executive Director: Daryl Garvin
Office Phone: (808) 523-3688
Media Contact: Derek Inouchi
Email Address: inouchi@hawaii.edu
Website: thehawaiibowl.com



Ching Athletics Complex (16,000)



FAMOUS IDAHO POTATO BOWL

Location: Boise, ID
Date: Dec. 23
Time: 12:30 pm PT
Matchup: MW vs. MAC
Executive Director: Danielle Brazil
Office Phone: (208) 424-1011
Media Contact: Mike Walsh
Email Address: idahopotatobowlmedia@gmail.com
Website: famousidahopotato.com



Albertsons Stadium (37,000)

UNLV

REBEL
ATHLETIC
FUND



REBEL ATHLETIC FUND

INVEST IN EXCELLENCE

LEADERS . CHAMPIONS . REBELS .



TROPHY GAMES



BATTLE FOR THE FREMONT CANNON

Trophy Helps Illustrate Importance of State Rivalry

Not simply a traveling trophy for the winner of the UNLV vs. UNR game, the Fremont Cannon is ever-present at the annual Battle for Nevada.

The tradition of awarding the cannon to the victors started more than five decades ago when the Rebels' first football coach, Bill Ireland, felt the young rivalry between the north and south schools could use a symbolic trophy to stimulate interest. The prize turned out to be a replica of the howitzer used by John C. Fremont, one of America's foremost trailblazers, as he headed west into Nevada in 1843. Legend has it that Fremont violated U.S. War Department rules by taking the cannon with him on his westward trek without permission and then abandoned the weapon in a Sierra-Nevada snowdrift.

Built by the Kennecott Copper Corp., Nevada Mines Division, the cannon was originally valued at more than \$10,000 and is considered one of the best, and heaviest, symbols of rivalry in college football. The Fremont is one of only two cannon prizes in all rivalry games, along with Illinois vs. Purdue. In 2014, the cannon was named the best rivalry trophy in all of college football by Yahoo! Sports.

The Wolf Pack held the cannon first because they had beaten the Rebels 30-28 in the initial game of the series in 1969. UNLV promptly won rights to the big gun in 1970 with a 42-30 home win and went on to dominate the series with eight wins in the next 11 games played. After UNR rebounded to win five straight games (1989-1993), UNLV regained the cannon in its Silver Anniversary Year in 1994.

UNLV won two straight in the series after a dramatic come-from-behind 34-29 win at Sam Boyd Stadium in 2018 and a 33-30 thriller in Reno in 2019 that marked the coldest Cannon game and also the first to go to overtime. The Rebels won last year's thrilling contest, 27-22, to close the season and pull to within 29-20 in the all-time series, which has been continuous since 1987.

The teams will meet again in Reno on Saturday, October 14 to decide who gets to keep the Cannon!



NINTH ISLAND SHOWDOWN

Sponsored by the California Hotel



In 2017, the UNLV and Hawai'i football programs jointly introduced a new annual rivalry game -- the Ninth Island Showdown. Sponsored by the California Hotel, the winner of this annual Mountain West matchup now gets rights to the Island Showdown Trophy, which includes both a pineapple -- a Vegas-style gold pineapple -- and a variation of the Welcome to Fabulous Las Vegas sign.

Las Vegas has earned the nickname "The Ninth Island" for its long-standing popularity with Hawaiian visitors and transplants. UNLV won the inaugural game 31-23 in 2017 at Sam Boyd Stadium in Las Vegas. After Hawai'i won three straight installments, UNLV took back the trophy in 2021 but then left it on the islands after falling to the Warriors 31-25 on the UH campus last November.


The "Golden Pineapple" will be up for grabs again when the squads face off in Las Vegas on September 30.

UNLV ALMA MATER

Alma Mater, we praise you
For spirit, the eternal flame,
Strength which never falters,
A tribute to your name
Alma Mater, we thank you,
Exalted Scarlet and Gray.
Truth and wisdom from your standard
In our minds and hearts will stay
Alma Mater, we cherish you.
And in our days that are yet to be,
Our voices let us ever raise
In honor, U-N-L-V.

UNLV FIGHT SONG

"WIN WITH THE REBELS"
Win with the Rebels a victory today!
Win with the Rebels, the Scarlet and Gray.
From mountains that surround
you to far across the sea.
We'll win with the Rebels of UNLV.
U-N-L-V UNLV Go, Fight, Win.
We'll win with the Rebels of UNLV.



UNLV FOOTBALL

OUR TOWN OUR TEAM



UNLV FOOTBALL



2023 ALPHABETICAL ROSTER

NO	NAME	POS	HGT	WGT	CL-EX	HOMETOWN	HIGH SCHOOL/PREVIOUS SCHOOL(S)
68	Jayden Ahboah	OL	6-5	315	SO-TR	Phoenix, AZ	Desert Edge HS/Fort Lewis College
76	Jacob Ahumada	OL	6-3	325	FR-HS	Gilroy, CA	Christopher HS
33	Tanner Aitken	DB	5-11	180	FR-HS	Las Vegas, NV	Arbor View HS
40	Daego Albert*	DB	6-0	185	SR-1L	Berkeley, CA	El Cerrito HS/NAU/Northern Colorado
53	Blesyng Alualu-Tuiolomotu	LB	6-2	235	FR-HS	Kalihi, HI	James Campbell HS
75	Anton Ambuehl	OL	6-6	300	SO-SQ	Santa Monica, CA	Calabasas HS
36	Thomas Anderson	DB	6-1	185	JR-TR	Kansas City, KS	Washington HS/Independence CC
67	Nathan Arguelles	OL	6-1	260	SO-TR	Las Vegas, NV	Vista Murrieta (CA) HS/Saddleback College
31	Jalen Baldwin	DB	5-10	165	FR-HS	Houston, TX	Frank Dobie HS
3	Johnathan Baldwin	DB	6-1	200	JR-2L	Houston, TX	Frank Dobie HS
19	Kaleo Ballungay	TE	6-6	260	JR-2L	Tracy, CA	Kimball HS
77	Michael Bareman	OL	6-8	315	JR-TR	Lynden, WA	Lynden HS/Butte College
57	LeShaun Bell	DL	6-3	240	JR-2L	Thousand Oaks, CA	Calabasas HS
79	Austin Boyd	OL	6-4	285	FR-HS	Lehi, UT	Lehi HS
89	Malik Bradford	WR	6-2	220	SO-SQ	Compton, CA	Milikan HS
2	Doug Brumfield	QB	6-6	225	JR-1L	Inglewood, CA	Junipero Serra HS
28	Fisher Camac	DL	6-7	245	FR-RS	Gilbert, AZ	Highland HS
11	Zavier Carter	OLB	6-4	210	JR-TR	Atlanta, GA	Hapeville Charter Academy/LSU
32	JoJo Claiborne*	DB	5-11	185	SR-TR	Las Vegas, NV	Bishop Gorman HS/UNR
8	Timothy Conerly	WR	5-9	160	JR-TR	New Orleans, LA	Wright Charter School/Lamar/Fresno CC
99	Keith Conley Jr.	DL	6-2	255	SR-SQ	Los Angeles, CA	Cathedral HS/Cerritos College
93	Lucas Conti	DL	6-5	310	FR-HS	Corona, CA	Centennial HS
35	Anthony Costanzo	DB	6-3	210	FR-RS	Miami, FL	Palmer Ridge HS
56	Levi Currier	OL	6-5	275	JR-SQ	Covina, CA	Bishop Amat HS/Citrus College
5	Vincent Davis Jr.	RB	5-9	180	SR-TR	Fort Lauderdale, FL	Cardinal Gibbons HS/Pittsburgh
21	Jacob De Jesus	WR	5-7	175	JR-TR	Manteca, CA	Manteca HS/Modesto JC
97	Nick Dimitris	DL	6-4	300	SO-SQ	Watts, CA	Sierra Vista HS
50	Jalen Dixon	DL	6-1	265	JR-2L	Seattle, WA	O'Dea HS
87	Christian Earls	TE	6-8	255	SO-TR	Chandler, AZ	Basha HS/Kilgore College
9	Bo Edmundson	QB	6-3	190	FR-HS	Lake Travis, TX	Lake Travis HS
26	Ose Egbase	DL	6-4	250	JR-1L	Encino, CA	Crespi HS
9	Jett Elad	DB	6-1	205	JR-TR	Mississauga, Ontario	Saint Ignatius HS/Ohio/Garden City CC
58	Jordan Eubanks	LB	6-2	225	SO-1L	Denton, TX	Guyer HS/Florida State
6	Naki Fahina	DL	6-0	300	SR-3L	Hawthorne, CA	Lawndale HS
43	Jalen Frazier	DB	5-10	185	SR-TR	Charlotte, NC	Hough HS/North Carolina State
7	Cameron Friel	QB	6-3	230	JR-2L	Kaneohe, HI	Kailua HS
80	Dominic Gicinto	WR	5-9	185	SR-TR	Kansas City, MO	Raytown HS/Missouri/New Mexico State
55	Matthew Greene	DL	6-5	255	FR-HS	Centennial, CO	Arapahoe HS
3	Zyell Griffin	WR	6-2	200	SR-3L	Vancouver, WA	Evergreen HS
14	Jah'Von Grigbsy	DB	5-11	195	SO-TR	Baton Rouge, LA	Scotlandville Magnet/Purdue
24	Isaiah Hackett	DB	5-11	185	JR-TR	Warren, OH	Youngstown East HS/Lackawanna/Independence CC
52	Jordan Hanna	LB	6-2	215	SO-TR	Greenwood, AR	Greenwood HS/Arkansas
59	Walker Hardan	LS	6-1	235	SR-2L	Bothell, WA	Bothell HS
27	BJ Harris	DB	5-10	170	SR-1L	Bellflower, CA	Bellflower HS/Cerritos College
83	Cooper Haswell	TE	6-3	205	FR-HS	Kentfield, CA	Marin Catholic HS
65	Jack Hasz	OL	6-4	295	SR-TR	Omaha, NE	Creighton Prep HS/Iowa Western CC/Buffalo
71	Ed Haynes	OL	6-4	275	FR-HS	Henderson, NV	Liberty HS
20	Trenton Holloway	DB	6-0	190	SR-1L	Fresno, CA	Clovis North HS/City Coll. of San Francisco
16	DeAngelo Irvin Jr.	WR	5-8	165	FR-HS	Midwest City, OK	Midwest City HS
82	Rashawn Jackson	WR	6-2	195	FR-HS	Los Angeles, CA	Venice HS
86	Jordan Jakes	WR	6-6	215	SR-1L	McDonough, GA	St. Frances Academy (MD)/Indiana
13	Cameren Jenkins	DB	6-1	185	FR-HS	Lewisville, TX	Lewisville HS
8	Darius Johnson	DL	6-3	300	SR-1L	Spokane, WA	Gonzaga Prep HS/Garden City CC
0	Ricky Johnson	DB	6-1	180	SR-3L	Houston, TX	Cypress Falls HS
24	Darrien Jones	RB	6-0	210	FR-HS	Kansas City, MO	Park Hill HS
61	Graham Keating III	OL	6-5	300	SO-SQ	Murfreesboro, TN	Oakland HS
94	Ben Key*	DL	6-3	315	SR-1L	Cranbourne West, AUS	Cathedral HS/East LA College/Missouri
18	Lucas Lenhoff	QB	6-1	190	FR-HS	Charlotte, NC	Myers HS
4	Donavyn Lester	RB	6-2	215	JR-TR	Plano, TX	John Paul II HS/William & Mary
66	Ben Lisk	LS	5-10	200	SO-TR	Phoenix, AZ	Paradise Valley HS/Toledo
98	Tatuo Martinson	DL	6-1	300	SR-SQ	Loomis, CA	Del Oro HS/American River College
1	Jayden Maiava	QB	6-4	220	FR-RS	Las Vegas, NV	Liberty HS
73	Alani Makihale	OL	6-3	350	JR-1L	Anchorage, AK	West HS
38	Marsel McDuffie	ILB	6-1	245	SO-1L	Grand Prairie, TX	South Grand Prairie HS
0	Senika McKie	WR	6-1	185	SR-1L	Columbia, SC	Ridgeview HS/Erskine College
83	Andre Meono	PK	6-1	185	SO-TR	Redondo Beach, CA	St. John Bosco HS/Fresno State
69	Marcus Miller	OL	6-4	295	JR-SQ	Castro Valley, CA	Castro Valley HS
25	Jordyn Morgan	DB	6-0	190	JR-1L	Universal City, TX	Cornerstone Christian HS/Iowa State
23	Quentin Moten	DB	6-0	200	JR-TR	R. Cucamonga, CA	R. Cucamonga HS/College of the Canyons
44	Waisale Muavesi	DL	6-3	320	JR-2L	Provo, UT	Timpviev HS

2023 ALPHABETICAL ROSTER



NO	NAME	POS	HGT	WGT	CL-EX	HOMETOWN	HIGH SCHOOL/PREVIOUS SCHOOL(S)
51	Bobby Navarro	LS	5-11	220	JR-SQ	Santa Rosa, CA	Montgomery HS/City Coll of San Francisco
90	Marshall Nichols	P	6-1	210	SO-1L	Atlanta, GA	Holy Innocents Episcopal/Mississippi State
34	Tyray O'Dell	OLB	6-0	220	JR-2L	Gardena, CA	Junipero Serra HS
39	JT Odom	LB	6-2	235	FR-HS	Fayetteville, AR	Shiloh Christian HS
48	Ryan O'Hara	P/K	6-0	200	SR-1L	Little Silver, NJ	Red Bank Catholic HS/Lafayette College
5	Cameron Oliver	DB	6-1	175	JR-2L	Richmond, TX	William B. Travis HS
92	Maxwell Peterson	DL	6-3	285	FR-HS	R. Cucamonga, CA	Eleanor Roosevelt HS
18	Jose Pizano*	PK	5-9	220	SR-TR	Lehi, UT	Lehi HS/Snow College/Missouri State
26	Courtney Reese	RB	5-8	165	SR-3L	Naranja, FL	Southridge Senior HS
15	Landon Rogers	WR	6-4	200	SO-TR	Little Rock, AR	Parkview HS/Arkansas
54	Anthony Rosas	OL	6-3	340	SO-SQ	Baldwin Park, CA	Sierra Vista HS
74	Jalen St. John	OL	6-5	330	JR-TR	St. Louis, MO	Trinity Catholic HS/Arkansas
46	Brennon Scott	LB	6-1	245	JR-1L	Lancaster, TX	Bishop Dunne Catholic HS
70	Tiger Shanks	OL	6-5	320	JR-2L	Lake Oswego, OR	Lake Oswego HS
42	Elijah Shelton*	LB	6-2	235	SR-1L	Salt Lake City, UT	Highland HS/Utah State/Utah
78	Mathyus Su'a	OL	6-3	325	JR-TR	Las Vegas, NV	Bishop Gorman HS/Western Colorado
41	Rashod Tanner	DB	5-8	160	SO-SQ	Waipahu, HI	Moanalua HS
22	Jai'Den Thomas	RB	5-9	180	FR-HS	Atlanta, GA	Westlake HS
72	Will Thomas	OL	6-7	315	FR-TR	Tulsa, OK	Union HS/New Mexico State
10	Fred Thompkins	LB	6-0	225	SR-1L	Paso Robles, CA	Clovis West HS/City Coll. of San Francisco
84	Corey Thompson Jr.	WR	6-0	180	FR-HS	San Diego, CA	Lincoln HS
14	Gavin Thomson	WR	6-1	185	JR-TR	Pittsburgh, PA	Pittsburgh Central Catholic/Pittsburgh
60	Amani Trigg-Wright*	OL	6-4	305	SR-3L	Oakland, CA	McClymonds HS
45	Ryan Tuoalo	OLB	6-2	210	FR-RS	Bellflower, CA	St. John Bosco HS
2	Jaxen Turner	DB	6-2	210	SR-TR	Moreno Valley, CA	Rancho Verde HS/Arizona
43	Ramon Villela	PK/P	6-2	200	FR-HS	Upland, CA	Upland HS
37	Davone Walden Jr.	DB	6-1	185	SR-3L	Las Vegas, NV	Centennial HS
81	Bryson Waterman	WR	6-1	180	FR-HS	Bakersfield, CA	Bakersfield Christian HS
91	Cooper Webb	DL	6-2	295	JR-TR	Davis, OK	Davis HS/Northeastern Okla. A&M/UL Monroe
11	Ricky White	WR	6-1	190	JR-1L	Marietta, GA	Marietta HS/Michigan State
95	Alexander Whitmore	DL	6-2	280	JR-TR	Memphis, TN	Whitehaven HS/Austin Peay
85	Charlie Williams	TE	6-4	240	FR-HS	Aspen, CO	Aspen HS/IMG Academy
1	Jerrae Williams	LB	5-10	185	SR-1L	Westwego, LA	John Ehret HS/Arkansas-Monticello
17	Kris Williams*	DB	5-11	190	SR-1L	Clinton, SC	Clinton HS/Limestone University
49	Andrew Wimmer	RB	5-9	195	JR-RS	South Jordan, UT	Bingham HS/Saddleback College
7	Jackson Woodard	LB	6-3	230	JR-TR	Little Rock, AR	Little Rock Christian Academy/Arkansas
29	Jordan Younge-Humphrey	RB	5-9	205	SR-1L	Rockledge, FL	Rockledge HS/Jacksonville/Stetson
88	Shelton Zeon III*	TE	6-4	250	SR-4L	Norcross, GA	Norcross HS

*SUPER SENIOR

PRONUNCIATIONS

Jacob Ahumada (76)ow-MAH-dah
 Daego Albert (40)DAY-go
 Blesying Aluala-Tuiotemotu (53)
AH-lu-AH-lu two-E-OH-lay-MO-two
 Anton Ambuehl (75)AM-bull
 Nathan Arguelles (67)r-GWEL-is
 Kaleo Ballungay (19) ...kah-LAY-oh ballon-guy
 Doug Brumfield (2)BRUM-field
 Fisher Camac (28)K-mac
 Anthony Costanzo (35)cah-STAN-zo
 Nick Dimitris (97)dim-ME-tris
 Ose Egbase (26)OH-say egg-BAH-say
 Jett Elad (9)E-lad
 Naki Fahina (6)NAH-kee fah-EE-nah
 Cameron Friel (7)FREEEL
 Dominic Gicinto (80)ja-SIN-toe
 Zyll Griffin (3)ZY-ell
 Jack Hasz (65)HAHS

Lucas Lenhoff (18)LEN-HOFF
 Jayden Maiava (1)may-AH-vah
 Alani Makihele (73) ...ah-LON-ee MAH-kah-HELL-ee
 Senika McKie (0)SEN-ah-cah
 Andre Meono (83)me-OH-no
 Waisale Muavesi (44) WHY-SAUL-aa MUH-ah-VES-ee
 Mathyus Su'a (78)mah-THY-us SUE-ah
 Ryan Tuoalo (45)TWO-ah-OLO
 Ramon Villela (43)v-EL-ah
 Davone Walden (37)dah-VON
 Jerrae Williams (1)jah-RAY
 Coach Damon Magazumah-GAH-zoo
 Coach Mike SchererSHEER
 Coach James ShibestSHE-best



STARTERS BREAKDOWN

OFFENSE			LOST (6)	
POS	NO	RETURNING (5)	LT	Daviyon McDaniel (2L)
			LG	Preston Nichols (1L)
			C	Leif Fautanu (3L)
RG	60	Amani Trigg-Wright (6-4, 305, SR-3L)	RB	Aidan Robbins (1L)
RT	70	Tiger Shanks (6-5, 320, JR-2L)	WR	Kyle Williams (2L)
TE	88	Shelton Zeon III (6-4, 250, SR-4L)	WR	Nick Williams (1L)
QB	2	Doug Brumfield (6-6, 225, JR-1L)		
WR	11	Ricky White (6-1, 190, JR-1L)		
DEFENSE			LOST (5)	
POS	NO	RETURNING (6)	DE	Adam Plant Jr. (3L)
DT	8	Darius Johnson (6-3, 300, SR-1L)	DT	Eliel Ehimare (4L)
LB	42	Elijah Shelton (6-2, 235, SR-1L)	LB	Kyle Beaudry (4L)
			LB	Austin Ajiake (5L)
NICK	1	Jerrae Williams (5-10, 185, SR-1L)	CB	Nohl Williams (3L)
SS	3	Johnathan Baldwin (6-1, 200, JR-2L)		
FS	25	Jordyn Morgan (6-0, 190, JR-1L)		
CB	5	Cameron Oliver (6-1, 175, JR-2L)		
KICKERS			LOST (1)	
POS	NO	RETURNING (1)		
P	90	Marshall Nichols (6-1, 210, SO-1L)	PK	Daniel Gutierrez (5L)



2023 NUMERICAL ROSTER

NO	NAME	POS	HGT	WGT	CL-EX	HOMETOWN	HIGH SCHOOL/PREVIOUS SCHOOL(S)
0	Ricky Johnson	DB	6-1	180	SR-3L	Houston, TX	Cypress Falls HS
0	Senika McKie	WR	6-1	185	SR-1L	Columbia, SC	Ridgeview HS/Erskine College
1	Jerrae Williams	LB	5-10	185	SR-1L	Westwego, LA	John Ehret HS/Arkansas-Monticello
1	Jayden Maiava	QB	6-4	220	FR-RS	Las Vegas, NV	Liberty HS
2	Doug Brumfield	QB	6-6	225	JR-1L	Inglewood, CA	Junipero Serra HS
2	Jaxen Turner	DB	6-2	210	SR-TR	Moreno Valley, CA	Rancho Verde HS/Arizona
3	Johnathan Baldwin	DB	6-1	200	JR-2L	Houston, TX	Frank Dobie HS
3	Zyell Griffin	WR	6-2	200	SR-3L	Vancouver, WA	Evergreen HS
4	Donavyn Lester	RB	6-2	215	JR-TR	Plano, TX	John Paul II HS/William & Mary
5	Vincent Davis Jr.	RB	5-9	180	SR-TR	Fort Lauderdale, FL	Cardinal Gibbons HS/Pittsburgh
5	Cameron Oliver	DB	6-1	175	JR-2L	Richmond, TX	William B. Travis HS
6	Naki Fahina	DL	6-0	300	SR-3L	Hawthorne, CA	Lawndale HS
7	Cameron Friel	QB	6-3	230	JR-2L	Kaneohe, HI	Kailua HS
7	Jackson Woodard	LB	6-3	230	JR-TR	Little Rock, AR	Little Rock Christian Academy/Arkansas
8	Darius Johnson	DL	6-3	300	SR-1L	Spokane, WA	Gonzaga Prep HS/Garden City CC
8	Timothy Conerly	WR	5-9	160	JR-TR	New Orleans, LA	Wright Charter School/Lamar/Fresno CC
9	Bo Edmundson	QB	6-3	190	FR-HS	Lake Travis, TX	Lake Travis HS
9	Jett Elad	DB	6-1	205	JR-TR	Mississauga, Ontario	Saint Ignatius HS/Ohio/Garden City CC
10	Fred Thompkins	LB	6-0	225	SR-1L	Paso Robles, CA	Clovis West HS/City Coll. of San Francisco
11	Ricky White	WR	6-1	190	JR-1L	Marietta, GA	Marietta HS/Michigan State
11	Zavier Carter	OLB	6-4	210	JR-TR	Atlanta, GA	Hapeville Charter Academy/LSU
13	Cameran Jenkins	DB	6-1	185	FR-HS	Lewisville, TX	Lewisville HS
14	Jah'Von Griegbsy	DB	5-11	195	SO-TR	Baton Rouge, LA	Scotlandville Magnet/Purdue
14	Gavin Thomson	WR	6-1	185	JR-TR	Pittsburgh, PA	Pittsburgh Central Catholic/Pittsburgh
15	Landon Rogers	WR	6-4	200	SO-TR	Little Rock, AR	Parkview HS/Arkansas
16	DeAngelo Irvin Jr.	WR	5-8	165	FR-HS	Midwest City, OK	Midwest City HS
17	Kris Williams*	DB	5-11	190	SR-1L	Clinton, SC	Clinton HS/Limestone University
18	Lucas Lenhoff	QB	6-1	190	FR-HS	Charlotte, NC	Myers HS
18	Jose Pizano*	PK	5-9	220	SR-TR	Lehi, UT	Lehi HS/Snow College/Missouri State
19	Kaleo Ballungay	TE	6-6	260	JR-2L	Tracy, CA	Kimball HS
20	Trenton Holloway	DB	6-0	190	SR-1L	Fresno, CA	Clovis North HS/City Coll. of San Francisco
21	Jacob De Jesus	WR	5-7	175	JR-TR	Manteca, CA	Manteca HS/Modesto JC
22	Jai'Den Thomas	RB	5-9	180	FR-HS	Atlanta, GA	Westlake HS
23	Quentin Moten	DB	6-0	200	JR-TR	R. Cucamonga, CA	R. Cucamonga HS/College of the Canyons
24	Darrien Jones	RB	6-0	210	FR-HS	Kansas City, MO	Park Hill HS
24	Isaiah Hackett	DB	5-11	185	JR-TR	Warren, OH	Youngstown East HS/Lackawanna/Independence CC
25	Jordyn Morgan	DB	6-0	190	JR-1L	Universal City, TX	Cornerstone Christian HS/Iowa State
26	Courtney Reese	RB	5-8	165	SR-3L	Naranja, FL	Southridge Senior HS
26	Ose Egbase	DL	6-4	250	JR-1L	Encino, CA	Crespi HS
27	BJ Harris	DB	5-10	170	SR-1L	Bellflower, CA	Bellflower HS/Cerritos College
28	Fisher Camac	DL	6-7	245	FR-RS	Gilbert, AZ	Highland HS
29	Jordan Younge-Humphrey	RB	5-9	205	SR-1L	Rockledge, FL	Rockledge HS/Jacksonville/Stetson
31	Jalen Baldwin	DB	5-10	165	FR-HS	Houston, TX	Frank Dobie HS
32	JoJo Claiborne*	DB	5-11	185	SR-TR	Las Vegas, NV	Bishop Gorman HS/UNR
33	Tanner Aitken	DB	5-11	180	FR-HS	Las Vegas, NV	Arbor View HS
34	Tyray O'Dell	OLB	6-0	220	JR-2L	Gardena, CA	Junipero Serra HS
35	Anthony Costanzo	DB	6-3	210	FR-RS	Miami, FL	Palmer Ridge HS
36	Thomas Anderson	DB	6-1	185	JR-TR	Kansas City, KS	Washington HS/Independence CC
37	Davone Walden Jr.	DB	6-1	185	SR-3L	Las Vegas, NV	Centennial HS
38	Marsel McDuffie	ILB	6-1	245	SO-1L	Grand Prairie, TX	South Grand Prairie HS
39	JT Odum	LB	6-2	235	FR-HS	Fayetteville, AR	Shiloh Christian HS
40	Daego Albert*	DB	6-0	185	SR-1L	Berkeley, CA	El Cerrito HS/NAU/Northern Colorado
41	Rashod Tanner	DB	5-8	160	SO-SQ	Waipahu, HI	Moanalua HS
42	Elijah Shelton*	LB	6-2	235	SR-1L	Salt Lake City, UT	Highland HS/Utah State/Utah
43	Jalen Frazier	DB	5-10	185	SR-TR	Charlotte, NC	Hough HS/North Carolina State
43	Ramon Villela	PK/P	6-2	200	FR-HS	Upland, CA	Upland HS
44	Waisale Muavesi	DL	6-3	320	JR-2L	Provo, UT	Timpview HS
45	Ryan Tualo	OLB	6-2	210	FR-RS	Bellflower, CA	St. John Bosco HS
46	Brennon Scott	LB	6-1	245	JR-1L	Lancaster, TX	Bishop Dunne Catholic HS
48	Ryan O'Hara	P/K	6-0	200	SR-1L	Little Silver, NJ	Red Bank Catholic HS/Lafayette College
49	Andrew Wimmer	RB	5-9	195	JR-RS	South Jordan, UT	Bingham HS/Saddleback College
50	Jalen Dixon	DL	6-1	265	JR-2L	Seattle, WA	O'Dea HS
51	Bobby Navarro	LS	5-11	220	JR-SQ	Santa Rosa, CA	Montgomery HS/City Coll of San Francisco
52	Jordan Hanna	LB	6-2	215	SO-TR	Greenwood, AR	Greenwood HS/Arkansas
53	Blesyng Alualu-Tuioulemotu	LB	6-2	235	FR-HS	Kalihi, HI	James Campbell HS
54	Anthony Rosas	OL	6-3	340	SO-SQ	Baldwin Park, CA	Sierra Vista HS
55	Matthew Greene	DL	6-5	255	FR-HS	Centennial, CO	Arapahoe HS
56	Levi Currier	OL	6-5	275	JR-SQ	Covina, CA	Bishop Amat HS/Citrus College
57	LeShaun Bell	DL	6-3	240	JR-2L	Thousand Oaks, CA	Calabasas HS
58	Jordan Eubanks	LB	6-2	225	SO-1L	Denton, TX	Guyer HS/Florida State
59	Walker Hardan	LS	6-1	235	SR-2L	Bothell, WA	Bothell HS

2023 NUMERICAL ROSTER



NO	NAME	POS	HGT	WGT	CL-EX	HOMETOWN	HIGH SCHOOL/PREVIOUS SCHOOL(S)
60	Amani Trigg-Wright*	OL	6-4	305	SR-3L	Oakland, CA	McClymonds HS
61	Graham Keating III	OL	6-5	300	SO-SQ	Murfreesboro, TN	Oakland HS
65	Jack Hasz	OL	6-4	295	SR-TR	Omaha, NE	Creighton Prep HS/Iowa Western CC/Bufalo
66	Ben Lisk	LS	5-10	200	SO-TR	Phoenix, AZ	Paradise Valley HS/Toledo
67	Nathan Arguelles	OL	6-1	260	SO-TR	Las Vegas, NV	Vista Murrieta (CA) HS/Saddleback College
68	Jayden Ahboah	OL	6-5	315	SO-TR	Phoenix, AZ	Desert Edge HS/Fort Lewis College
69	Marcus Miller	OL	6-4	295	JR-SQ	Castro Valley, CA	Castro Valley HS
70	Tiger Shanks	OL	6-5	320	JR-2L	Lake Oswego, OR	Lake Oswego HS
71	Ed Haynes	OL	6-4	275	FR-HS	Henderson, NV	Liberty HS
72	Will Thomas	OL	6-7	315	FR-TR	Tulsa, OK	Union HS/New Mexico State
73	Alani Makihele	OL	6-3	350	JR-1L	Anchorage, AK	West HS
74	Jalen St. John	OL	6-5	330	JR-TR	St. Louis, MO	Trinity Catholic HS/Arkansas
75	Anton Ambuehl	OL	6-6	300	SO-SQ	Santa Monica, CA	Calabasas HS
76	Jacob Ahumada	OL	6-3	325	FR-HS	Gilroy, CA	Christopher HS
77	Michael Bareman	OL	6-8	315	JR-TR	Lynden, WA	Lynden HS/Butte College
78	Mathyus Su'a	OL	6-3	325	JR-TR	Las Vegas, NV	Bishop Gorman HS/Western Colorado
79	Austin Boyd	OL	6-4	285	FR-HS	Lehi, UT	Lehi HS
80	Dominic Gicinto	WR	5-9	185	SR-TR	Kansas City, MO	Raytown HS/Missouri/New Mexico State
81	Bryson Waterman	WR	6-1	180	FR-HS	Bakersfield, CA	Bakersfield Christian HS
82	Rashawn Jackson	WR	6-2	195	FR-HS	Los Angeles, CA	Venice HS
83	Andre Meono	PK	6-1	185	SO-TR	Redondo Beach, CA	St. John Bosco HS/Fresno State
83	Cooper Haswell	TE	6-3	205	FR-HS	Kentfield, CA	Marin Catholic HS
84	Corey Thompson Jr.	WR	6-0	180	FR-HS	San Diego, CA	Lincoln HS
85	Charlie Williams	TE	6-4	240	FR-HS	Aspen, CO	Aspen HS/IMG Academy
86	Jordan Jakes	WR	6-6	215	SR-1L	McDonough, GA	St. Frances Academy (MD)/Indiana
87	Christian Earls	TE	6-8	255	SO-TR	Chandler, AZ	Basha HS/Kilgore College
88	Shelton Zeon III*	TE	6-4	250	SR-4L	Norcross, GA	Norcross HS
89	Malik Bradford	WR	6-2	220	SO-SQ	Compton, CA	Milikan HS
90	Marshall Nichols	P	6-1	210	SO-1L	Atlanta, GA	Holy Innocents Episcopal/Mississippi State
91	Cooper Webb	DL	6-2	295	JR-TR	Davis, OK	Davis HS/Northeastern Okla. A&M/UL Monroe
92	Maxwell Peterson	DL	6-3	285	FR-HS	R. Cucamonga, CA	Eleanor Roosevelt HS
93	Lucas Conti	DL	6-5	310	FR-HS	Corona, CA	Centennial HS
94	Ben Key*	DL	6-3	315	SR-1L	Cranbourne West, AUS	Cathedral HS/East LA College/Missouri
95	Alexander Whitmore	DL	6-2	280	JR-TR	Memphis, TN	Whitehaven HS/Austin Peay
97	Nick Dimitris	DL	6-4	300	SO-SQ	Watts, CA	Sierra Vista HS
98	Tatuo Martinson	DL	6-1	300	SR-SQ	Loomis, CA	Del Oro HS/American River College
99	Keith Conley Jr.	DL	6-2	255	SR-SQ	Los Angeles, CA	Cathedral HS/Cerritos College

*SUPER SENIOR

ROSTER BY CLASS

SUPER SENIORS (8)

Daego Albert	Elijah Shelton
JoJo Claiborne	Amani Trigg-Wright
Ben Key	Kris Williams
Jose Pizano ^	Shelton Zeon III

SENIORS (22)

Keith Conley Jr.	Courtney Reese
Vincent Davis Jr.	Fred Thompkins
Naki Fahina	Jaxen Turner
Jalen Frazier ^	Davone Walden Jr.
Dominic Gicinto	Jerrae Williams
Zyell Griffin	Jordan Younge-Humphrey
Walker Hardan	
BJ Harris	
Jack Hasz ^	
Trenton Holloway	
Jordan Jakes	
Darius Johnson	
Ricky Johnson	
Tatuo Martinson	
Senika McKie	
Ryan O'Hara	

JUNIORS (34)

Thomas Anderson	Jalen St. John ^
Johnathan Baldwin	Mathyus Su'a
Kaleo Ballungay	Gavin Thomson
Michael Bareman	Ricky White
LeShaun Bell	Cooper Webb
Doug Brumfield	Alexander Whitmore
Zavier Carter ^	Andrew Wimmer
Timothy Conerly	Jackson Woodard ^
Levi Currier	
Jacob De Jesus ^	
Jalen Dixon	
Ose Egbase	
Jett Elad ^	
Cameron Friel	
Isaiah Hackett	
Donavyn Lester	
Alani Makihele	
Marcus Miller	
Jordyn Morgan	
Quentin Moten	
Waisale Muavesi	
Bobby Navarro	
Tyray O'Dell	
Cameron Oliver	
Brennon Scott	
Tiger Shanks	

SOPHOMORES (17)

Jayden Ahboah ^
Anton Ambuehl
Nathan Arguelles ^
Malik Bradford
Nick Dimitris
Christian Earls ^
Jordan Eubanks
Jah Von Grigbsy
Jordan Hanna
Graham Keating III
Ben Lisk
Marsel McDuffie
Andre Meono ^
Marshall Nichols
Landon Rogers
Anthony Rosas
Rashod Tanner

FRESHMEN (27)

Jacob Ahumada	Ryan Tualo #
Tanner Aitken	Ramon Villela
Blesyng Alualu-Tuiotemotu	Bryson Waterman
Jalen Baldwin	Charlie Williams
Austin Boyd	
Fisher Camac #	
Lucas Conti	
Anthony Costanzo #	
Bo Edmundson	
Matthew Greene	
Cooper Haswell	
Ed Haynes	
DeAngelo Irvin Jr.	
Rashawn Jackson	
Cameron Jenkins ^	
Darrien Jones	
Lucas Lenhoff	
Jayden Maiava #	
JT Odom	
Maxwell Peterson	
Jai Den Thomas	
Will Thomas	
Corey Thompson Jr.	

























^Enrolled at UNLV in January #Redshirted 2022 season at UNLV



- | | | |
|--|---|--|
| <p> ALASKA (1):
Anchorage: Alani Makihele</p> <p> ARIZONA (4):
Chandler: Christian Earls
Gilbert: Fisher Camac
Phoenix: Jayden Ahboah, Ben Lisk</p> <p> ARKANSAS (4):
Fayetteville: JT Odom
Greenwood: Jordan Hanna
Little Rock: Jackson Woodard,
Landon Rogers</p> <p> AUSTRALIA (1):
Cranbourne West: Ben Key</p> <p> CALIFORNIA (33):
Bakersfield: Bryson Waterman
Baldwin Park: Anthony Rosas
Bellflower: BJ Harris, Ryan Tualo
Berkeley: Daego Albert
Castro Valley: Marcus Miller
Compton: Malik Bradford
Corona: Lucas Conti
Covina: Levi Currier
Encino: Ose Egbase
Fresno: Trenton Holloway
Gardena: Tyray O'Dell
Gilroy: Jacob Ahumada
Hawthorne: Naki Fahina
Inglewood: Doug Brumfield
Kentfield: Cooper Haswell
Loomis: Tatuio Martinson
Los Angeles: Keith Conley Jr.,
Rashawn Jackson
Manteca: Jacob De Jesus
Moreno Valley: Jaxen Turner
Oakland: Amani Trigg-Wright
Paso Robles: Fred Thompkins
Rancho Cucamonga: Quentin Moten,
Maxwell Peterson
Redondo Beach: Andre Meono
San Diego: Corey Thompson Jr.
Santa Monica: Anton Ambuehl
Santa Rosa: Bobby Navarro
Thousand Oaks: LeShaun Bell
Tracy: Kaleo Ballungay
Upland: Ramon Villela
Watts: Nick Dimitris</p> | <p> CANADA (1):
Mississauga, Ontario: Jett Elad</p> <p> COLORADO (2):
Aspen: Charlie Williams
Centennial: Matthew Greene</p> <p> FLORIDA (4):
Fort Lauderdale: Vincent Davis Jr.
Miami: Anthony Costanzo
Naranja: Courtney Reese
Rockledge: Jordan Younge-Humphrey</p> <p> GEORGIA (6):
Atlanta: Xavier Carter, Marshall Nichols,
Jai'Den Thomas
Marietta: Ricky White
McDonough: Jordan Jakes
Norcross: Shelton Zeon III</p> <p> HAWAII (3):
Kalihi: Blesyng Alualu-Tuiolemotu
Kaneohe: Cameron Friel
Waipahu: Rashod Tanner</p> <p> KANSAS (1):
Kansas City: Thomas Anderson</p> <p> LOUISIANA (3):
Baton Rouge: Jah'Von Grigsby
New Orleans: Timothy Conerly
Westwego: Jerrae Williams</p> <p> MISSOURI (3):
Kansas City: Dominic Gicinto,
Darrien Jones
St. Louis: Jalen St. John</p> <p> NEBRASKA (1):
Omaha: Jack Hasz</p> <p> NEVADA (7):
Henderson: Ed Haynes
Las Vegas: Tanner Aitken,
Nathan Arguelles, JoJo Claiborne
Jayden Maiava, Mathyus Su'a,
Davone Walden Jr.</p> <p> NEW JERSEY (1):
Little Silver: Ryan O'Hara</p> | <p> NORTH CAROLINA (2):
Charlotte: Jalen Frazier, Lucas Lenhoff</p> <p> OHIO (1):
Warren: Isaiah Hackett</p> <p> OKLAHOMA (3):
Davis: Cooper Webb
Midwest City: DeAngelo Irvin Jr.
Tulsa: Will Thomas</p> <p> OREGON (1):
Lake Oswego: Tiger Shanks</p> <p> PENNSYLVANIA (1):
Pittsburgh: Gavin Thomson</p> <p> SOUTH CAROLINA (2):
Columbia: Senika McKie
Clinton: Kris Williams</p> <p> TENNESSEE (2):
Memphis: Alexander Whitmore
Murfreesboro: Graham Keating III</p> <p> TEXAS (11):
Denton: Jordan Eubanks
Grand Prairie: Marsel McDuffie
Houston: Jalen Baldwin, Johnathan Baldwin,
Ricky Johnson
Lake Travis: Bo Edmundson
Lancaster: Brennon Scott
Lewisville: Cameren Jenkins
Plano: Donavyn Lester
Richmond: Cameron Oliver
Universal City: Jordyn Morgan</p> <p> UTAH (5):
Lehi: Austin Boyd, Jose Pizano
Provo: Waisale Muavesi
Salt Lake City: Elijah Shelton
South Jordan: Andrew Wimmer</p> <p> WASHINGTON (5):
Bothell: Walker Hardan
Lynden: Michael Bareman
Seattle: Jalen Dixon
Spokane: Darius Johnson
Vancouver: Zyll Griffin</p> |
|--|---|--|

2023 OPPONENTS



GAME 1	GAME 2	GAME 3	GAME 4																
<p>vs. BRYANT (Allegiant Stadium) Sept. 2, 2023 • 1 p.m. PT • SSSSEN/MWN Series Record: First meeting 2022 Record: 4-7 Head Coach: Chris Merritt Colors: Black & Gold Conference: Big South Football Contact: Tristan Hobbes Contact: (401) 232-6558 thobbes@bryant.edu www.bryantbulldogs.com</p> 	<p>at Michigan (Ann Arbor, MI) Sept. 9, 2023 • 12:30 p.m. PT • CBS Series Record: Michigan leads 1-0 2022 Record: 13-1 Head Coach: Jim Harbaugh Colors: Maize & Blue Conference: Big Ten Football Contact: Dave Ablauf Contact: (734) 323-2281 dablauf@umich.edu www.mgoblue.com</p> 	<p>vs. VANDERBILT (Allegiant Stadium) Sept. 16, 2023 • 4 p.m. PT • CBSSN Series Record: UNLV leads 1-0 2022 Record: 5-7 Head Coach: Clark Lea Colors: Black & Gold Conference: Southeastern Football Contact: Michael Scholl Contact: (574) 876-6248 mike.scholl@vanderbilt.edu www.vucommodores.com</p> 	<p>at UTEP (El Paso, TX) Sept. 23, 2023 • 6 p.m. PT • ESPN Networks Series Record: UNLV leads 6-2 2022 Record: 5-7 Head Coach: Dana Dimel Colors: Orange, Blue & Silver Conference: Conference USA Football Contact: Drew Bonney Contact: (915) 309-4478 arbonney@utep.edu www.utepminers.com</p> 	GAME 5	GAME 6	GAME 7	GAME 8	<p>vs. HAWAII (Allegiant Stadium) Sept. 30, 2023 • 1 p.m. PT • SSSSEN Series Record: Hawai'i leads 19-13 2022 Record: 3-10 (2-6) Head Coach: Timmy Chang Colors: Green, Black, White & Silver Conference: Mountain West Football Contact: Derek Inouchi Contact: (808) 956-4478 inouchi@hawaii.edu www.hawaiiathletics.com</p> 	<p>at UNR (Reno, NV) Oct. 14, 2023 • 2 p.m. PT • SSSSEN/NSN Series Record: UNR leads 28-20 2022 Record: 2-10 (0-8) Head Coach: Ken Wilson Colors: Blue & Silver Conference: Mountain West Football Contact: Aaron Juarez Contact: (208) 982-0040 aaronjuarez@unr.edu www.nevadawolfpack.com</p> 	<p>vs. COLORADO STATE (Allegiant Stadium) Oct. 21, 2023 • 4 p.m. PT • SSSSEN/MWN Series Record: Colorado State leads 16-7-1 2022 Record: 3-9 (3-5) Head Coach: Jay Norvell Colors: Green & Gold Conference: Mountain West Football Contact: Kyle Neaves Contact: (228) 424-6921 kyle.neaves@colostate.edu www.csurams.com</p> 	<p>at Fresno State (Fresno, CA) Oct. 28, 2023 • TBD • FOX Networks Series Record: Fresno State leads 18-7 2022 Record: 10-4 (7-1) Head Coach: Jeff Tedford Colors: Red & Blue Conference: Mountain West Football Contact: Savannah Stoeckle Contact: (559) 278-4645 sstoeckle@csufresno.edu www.gobulldogs.com</p> 	GAME 9	GAME 10	GAME 11	GAME 12	<p>at New Mexico (Albuquerque, NM) Nov. 4, 2023 • 3 p.m. PT • MWN Series Record: UNLV leads 14-12 2022 Record: 2-10 (0-8) Head Coach: Danny Gonzales Colors: Cherry & Silver Conference: Mountain West Football Contact: Frank Mercogliano Contact: (505) 410-4844 fmercog@unm.edu www.golobos.com</p> 	<p>vs. WYOMING (Allegiant Stadium) Nov. 10, 2023 • 7:45 p.m. PT • FS1 Series Record: Wyoming leads 14-11 2022 Record: 7-6 (5-3) Head Coach: Craig Bohl Colors: Brown & Gold Conference: Mountain West Football Contact: Tim Harkins Contact: (307) 760-7847 tharkins@uwyo.edu www.gowyo.com</p> 	<p>at Air Force (USAF Academy, CO) Nov. 18, 2023 • 12:30 p.m. PT • CBSSN Series Record: Air Force leads 18-6 2022 Record: 10-3 (5-3) Head Coach: Troy Calhoun Colors: Blue & Silver Conference: Mountain West Football Contact: Troy Garnhart Contact: (719) 333-9263 troy.garnhart@afacademy.af.edu www.goairforcefalcons.com</p> 	<p>vs. SAN JOSE STATE (Allegiant Stadium) Nov. 25, 2023 • 12 p.m. PT • SSSSEN/MWN Series Record: San Jose State leads 19-2-1 2022 Record: 7-5 (5-3) Head Coach: Brent Brennan Colors: Gold, White & Blue Conference: Mountain West Football Contact: Sky Kerstein Contact: (408) 924-1217 sky.kerstein@sjsu.edu www.sjsuspartans.com</p> 
GAME 5	GAME 6	GAME 7	GAME 8																
<p>vs. HAWAII (Allegiant Stadium) Sept. 30, 2023 • 1 p.m. PT • SSSSEN Series Record: Hawai'i leads 19-13 2022 Record: 3-10 (2-6) Head Coach: Timmy Chang Colors: Green, Black, White & Silver Conference: Mountain West Football Contact: Derek Inouchi Contact: (808) 956-4478 inouchi@hawaii.edu www.hawaiiathletics.com</p> 	<p>at UNR (Reno, NV) Oct. 14, 2023 • 2 p.m. PT • SSSSEN/NSN Series Record: UNR leads 28-20 2022 Record: 2-10 (0-8) Head Coach: Ken Wilson Colors: Blue & Silver Conference: Mountain West Football Contact: Aaron Juarez Contact: (208) 982-0040 aaronjuarez@unr.edu www.nevadawolfpack.com</p> 	<p>vs. COLORADO STATE (Allegiant Stadium) Oct. 21, 2023 • 4 p.m. PT • SSSSEN/MWN Series Record: Colorado State leads 16-7-1 2022 Record: 3-9 (3-5) Head Coach: Jay Norvell Colors: Green & Gold Conference: Mountain West Football Contact: Kyle Neaves Contact: (228) 424-6921 kyle.neaves@colostate.edu www.csurams.com</p> 	<p>at Fresno State (Fresno, CA) Oct. 28, 2023 • TBD • FOX Networks Series Record: Fresno State leads 18-7 2022 Record: 10-4 (7-1) Head Coach: Jeff Tedford Colors: Red & Blue Conference: Mountain West Football Contact: Savannah Stoeckle Contact: (559) 278-4645 sstoeckle@csufresno.edu www.gobulldogs.com</p> 	GAME 9	GAME 10	GAME 11	GAME 12	<p>at New Mexico (Albuquerque, NM) Nov. 4, 2023 • 3 p.m. PT • MWN Series Record: UNLV leads 14-12 2022 Record: 2-10 (0-8) Head Coach: Danny Gonzales Colors: Cherry & Silver Conference: Mountain West Football Contact: Frank Mercogliano Contact: (505) 410-4844 fmercog@unm.edu www.golobos.com</p> 	<p>vs. WYOMING (Allegiant Stadium) Nov. 10, 2023 • 7:45 p.m. PT • FS1 Series Record: Wyoming leads 14-11 2022 Record: 7-6 (5-3) Head Coach: Craig Bohl Colors: Brown & Gold Conference: Mountain West Football Contact: Tim Harkins Contact: (307) 760-7847 tharkins@uwyo.edu www.gowyo.com</p> 	<p>at Air Force (USAF Academy, CO) Nov. 18, 2023 • 12:30 p.m. PT • CBSSN Series Record: Air Force leads 18-6 2022 Record: 10-3 (5-3) Head Coach: Troy Calhoun Colors: Blue & Silver Conference: Mountain West Football Contact: Troy Garnhart Contact: (719) 333-9263 troy.garnhart@afacademy.af.edu www.goairforcefalcons.com</p> 	<p>vs. SAN JOSE STATE (Allegiant Stadium) Nov. 25, 2023 • 12 p.m. PT • SSSSEN/MWN Series Record: San Jose State leads 19-2-1 2022 Record: 7-5 (5-3) Head Coach: Brent Brennan Colors: Gold, White & Blue Conference: Mountain West Football Contact: Sky Kerstein Contact: (408) 924-1217 sky.kerstein@sjsu.edu www.sjsuspartans.com</p> 								
GAME 9	GAME 10	GAME 11	GAME 12																
<p>at New Mexico (Albuquerque, NM) Nov. 4, 2023 • 3 p.m. PT • MWN Series Record: UNLV leads 14-12 2022 Record: 2-10 (0-8) Head Coach: Danny Gonzales Colors: Cherry & Silver Conference: Mountain West Football Contact: Frank Mercogliano Contact: (505) 410-4844 fmercog@unm.edu www.golobos.com</p> 	<p>vs. WYOMING (Allegiant Stadium) Nov. 10, 2023 • 7:45 p.m. PT • FS1 Series Record: Wyoming leads 14-11 2022 Record: 7-6 (5-3) Head Coach: Craig Bohl Colors: Brown & Gold Conference: Mountain West Football Contact: Tim Harkins Contact: (307) 760-7847 tharkins@uwyo.edu www.gowyo.com</p> 	<p>at Air Force (USAF Academy, CO) Nov. 18, 2023 • 12:30 p.m. PT • CBSSN Series Record: Air Force leads 18-6 2022 Record: 10-3 (5-3) Head Coach: Troy Calhoun Colors: Blue & Silver Conference: Mountain West Football Contact: Troy Garnhart Contact: (719) 333-9263 troy.garnhart@afacademy.af.edu www.goairforcefalcons.com</p> 	<p>vs. SAN JOSE STATE (Allegiant Stadium) Nov. 25, 2023 • 12 p.m. PT • SSSSEN/MWN Series Record: San Jose State leads 19-2-1 2022 Record: 7-5 (5-3) Head Coach: Brent Brennan Colors: Gold, White & Blue Conference: Mountain West Football Contact: Sky Kerstein Contact: (408) 924-1217 sky.kerstein@sjsu.edu www.sjsuspartans.com</p> 																

TENTATIVE FUTURE SCHEDULES

2024	2025	2026	2028
<p>NON-CONFERENCE Aug. 31 at Houston Sept. 7 UTAH TECH Sept. 14 at Kansas Oct. 19 ARMY</p> <p>CONFERENCE HOME FRESNO STATE SAN DIEGO STATE UTAH STATE UNR</p> <p>AWAY at Boise State at Wyoming at San Jose State at Hawai'i</p>	<p>NON-CONFERENCE Aug. 30 TBA Sept. 6 UCLA Sept. 13 IDAHO STATE TBA</p> <p>CONFERENCE HOME AIR FORCE BOISE STATE NEW MEXICO HAWAII</p> <p>AWAY at Colorado State at San Diego State at Utah State at UNR</p>	<p>NON-CONFERENCE Sept. 5 CAL Sept. 12 at North Texas TBA TBA</p> <p>2027 NON-CONFERENCE Sept. 4 at USC TBA Sept. 18 ARIZONA STATE Sept. 25 UTSA</p>	<p>NON-CONFERENCE Sept. 9 HOUSTON TBA TBA Oct. 7 at Army</p> <p>OTHER FUTURE GAMES 2030 Sept. 14 at Iowa State</p> <p>2031 Sept. 6 UCLA</p>



FERTITTA FOOTBALL COMPLEX




The Fertitta Football Complex, UNLV football's state-of-the-art training facility, opened in October 2019. On Sept. 13, 2016, the Fertitta Family pledged \$10 million toward the construction of the training center, marking the largest single gift in UNLV athletics history.

The 73,000-square-foot, two-level complex is located on campus in the north end of the team's practice area and overlooks two new practice fields at Bill "Wildcat" Morris Rebel Park. The Fertitta Football Complex serves as the day-to-day home of the program and includes an academic center, locker rooms, offices, meeting rooms, strength & conditioning center, media room, training table and nutrition bar, athletic training center, player lounge and a barber shop.



TRAINING CENTER

UNLV



BE A REBEL.



POWER BEHIND THE PROGRAM

In the fall of 2019 the Rebels moved to a state-of-the-art Strength Center in the stunning Fertitta Football Complex. The 10,000-square foot area, which includes offices for Director of Strength and Condition Jeff Fish and his staff, exclusively serves the football program.

A well-appointed cardio station directly leads to two new practice fields at Bill "Wildcat" Morris Rebel Park.

Complete with a nutrition bar, the center is also just steps away from a full-service training table with seating up to 120 on the second floor.



REBELS WEAR ONLY THE BEST



FERTITTA FOOTBALL COMPLEX LOCKER ROOM



Nike is the exclusive products supplier and sponsor of UNLV Athletics



THE FINEST CARE



In 2019, the football training staff relocated to a state-of-the-art Sports Medicine Center inside the \$35 million Fertitta Football Complex.

Aside from staff offices, the largest area features stations to perform various treatments to student-athletes throughout the day.


A separate rehab room flanks the main center and features a hydrotherapy room that includes whirlpools and plunge tanks.



Another impressive year in the classroom for the Rebels is in the books as a total of 33 UNLV football players – just shy of a program record -- earned spots on the Fall 2022 Academic All-Mountain West team. The Rebels' total tied for second among the 12 football teams in the conference. Academic advising for football has helped produce 365 such honorees since the school joined the Mountain West in 1999. In addition, 22 Rebel gridders last year earned spots on the UNLV Dean's Honor List and a program-record five football student-athletes earned entrance into the 2023 NFF Hampshire Honor Society.

REBEL FOURSOME MAKES PROGRAM HISTORY

UNLV football saw four of its players earn spots on the 2022 CSC Academic All-District Football Team, marking the first time more than three Rebels made the prestigious team in the same season. In fact, after never previously fielding an academic All-American, UNLV football recently boasted two in as many years as defensive lineman Eliel Ehimare was announced as a member of the team in 2021. After the 2020 season, all-time leading rusher Charles Williams became the first UNLV football player in history to be voted Academic All-America by CSC (formerly CoSIDA). Just one season later, Ehimare became the first defensive player from the Rebels to make the list, nabbing a spot on the second team and becoming the 33rd UNLV student-athlete overall to earn CSC Academic All-America.



REBELS ON THE DEAN'S LIST

FALL 2022

Anton Ambuehl
 Kyle Beaudry
 Amanaki Fahina
 Ryan Keeler
 David Oxman
 Hunter Ridley
 Calvin Souders
 Nick Williams
 Jayvaun Wilson

SPRING 2023

Nathan Arguelles
 Harrison Bailey
 Jacob De Jesus
 Amanaki Fahina
 Cameron Friel
 Cameren Jenkins
 Tatuo Martinson
 Senika Mckie
 Ryan O'Hara
 Adam Plant
 Rogerick Ray
 Seth Robinson
 Calvin Souders
 Jackson Woodard



REBELS WITH A CAUSE

UNLV and its student-athletes are committed to success both on and off the fields of play. Rebel players have the opportunity to become more involved members of the Southern Nevada community. Through interaction with charitable organizations, local schools, hospitals and various youth events, the Rebels have become increasingly positive role models. Each year, the athletics department's effort in Nevada Reading Week translates into dozens of area schools being visited by nearly a 100 athletes, coaches and staff. The football program also takes part in the department's Rebels Give Back initiative that sees UNLV's coaches, staff and student-athletes spread throughout the city to give involved with more than a dozen community partners.



UNLV BOASTS FOUR ALL-TIME COMMUNITY SERVICE ALL-AMERICANS

UNLV wide receiver Casey Flair was one of only 11 players in the nation named to the 2007 American Football Coaches Association (AFCA) Division I-A Good Works Team. The Alaska native became the fourth Rebel in six years selected to the prestigious collection of student-athletes that has been honored for its performance off the field since 1991. Former UNLV lineman Tony Terrell (Lawndale, CA) was the program's first-ever honoree in 2002 and two-time All-American safety Jamaal Brimmer (Las Vegas) earned the nod in 2004. Las Vegas native Leon Moore was honored in 2005. Nominated by their school's sports information directors and voted on by an AFCA committee, successful candidates must be heavily involved in working for charity and/or service to their community.



Flair



Moore



Brimmer



Terrell



UNLV FOOTBALL

OUR TOWN OUR TEAM



HEAD COACH
BARRY ODOM



THE ODOM FILE

@Coach_Odom

EDUCATION

University of Missouri
1999, bachelor's in general studies
2004, master's degree in education

PLAYING EXPERIENCE

1996-99 – Missouri
Lettered four years at linebacker

PERSONAL DATA

Name: Barry Odom
Birthdate: Nov. 26, 1976
Hometown: Maysville, OK
Wife: Tia
Children: Son JT
Son Garyt
Daughter Anna



A former head coach in the SEC and one of the nation's top coordinators, Barry Odom was named the new head coach of UNLV's football program on Dec. 6, 2022.

Odom came to UNLV after finishing his third season at the University of Arkansas, serving as associate head coach, defensive coordinator and safeties coach for the Razorbacks.

"My family and I would like to thank President Whitfield, Athletics Director Erick Harper and the administrative team for the opportunity to be the head football coach of the UNLV Rebels," said Odom. "I'm honored and excited to begin developing a relationship with our student-athletes and provide them a great foundation for success in every area of their lives.

"I believe in the vision and plan that President Whitfield and Mr. Harper have for the UNLV Athletics Department. That alignment piece is critical and together we will achieve great success. This city is founded on opportunity and we look forward to this opportunity to lead this program and engage with this amazing community and Rebels everywhere."

Before moving to Fayetteville, Odom spent four seasons as head coach at the University of Missouri, including taking two of his teams to bowl games and finishing at .500 or better three times en route to building an overall record of 25-25 from 2016-19. His 2018 Missouri squad finished the regular season ranked 23rd in the College Football Playoff poll.

"Coach Odom knows what it takes to compete and win on college football's biggest stages, and we're thrilled that he's bringing his incredible talent, work ethic, and commitment to success to UNLV," said Whitfield. "We have high expectations for UNLV Football, and Coach Odom is a proven leader who will help elevate our program to new levels of success. It's a great pleasure to welcome the Odom family to our university and Las Vegas."

Odom, 46, became the 13th head coach in UNLV football history but the first with previous head coaching experience on the FBS level since College Football Hall of Famer John Robinson led the Rebels from 1999-2004.

"We could not be more excited to welcome Barry Odom and his family to UNLV," said Harper. "We had a tremendous amount of interest in this head coaching position and Coach Odom checked every box, including having experience successfully leading a program at the highest level of this sport. He is unanimously well-respected around the country and is the right person at the right time for the Rebels as this program, this department and this university continue to ascend as part of the Sports and Entertainment Capital of the World here in Las Vegas."

Under Odom's leadership, Missouri ended the 2019 regular season as one of the nation's top defenses, ranking 14th nationally and third in the SEC in total defense (312.0 YPG) and 17th in the FBS with just 19.4 points allowed per game. Mizzou was particularly strong against



The Odom Family (L-R): JT, Garyt, Barry and Tia with Anna.

HEAD COACH BARRY ODOM



the pass, ranking sixth in the nation and second in the SEC with just 179.3 YPG. Linebacker Nick Bolton led the way, making a league-leading 107 tackles and earning First Team All-SEC.

In 2018, Odom became just the fourth coach in Missouri history to lead the Tigers to a bowl game in two of his first three seasons when Mizzou earned a berth in the AutoZone Liberty Bowl. That Tiger team finished strong for the second year in a row, going 4-0 in November, including a 38-17 win at No. 11 Florida that was Missouri's largest road win over a ranked opponent since 2008. His 2017 team won six straight to finish the regular season 7-5 and earn a trip to the Texas Bowl.

Before being elevated to head coach, Odom returned to Missouri in 2015 as the program's defensive coordinator and helped the Tigers rank ninth nationally in total defense, allowing just 302 yards per game. That defense became Mizzou's first to rank inside the nation's Top 10 since the NCAA started keeping defensive stats in 1978. The same unit ranked seventh nationally in scoring defense (16.2 PPG) and pass defense (169.2 YPG).

Odom's recent work at Arkansas under head coach Sam Pittman included helping 2022's squad earn a bid to the Liberty Bowl one season after the Razorbacks defeated Penn State in the Outback Bowl and earned a final AP ranking of 24. His 2021 defense allowed just 22.9 PPG – 12 fewer per game than in 2020 and the fewest for an Arkansas defense since 2014 – and allowed 84 fewer yards of total defense. That Hogs' secondary gave up just 214.2 yards per game as cornerback Montaric Brown led the league with five interceptions to earn First Team All-SEC and Third Team All-America honors. The run defense also evolved to allow just 153.9 yards per game, the fewest for Arkansas since 2015. Burlsworth Trophy winner Grant Morgan led a trio of linebackers that all notched 100+ tackles. Bumper Pool's team-best 125 stops earned him Second Team All-SEC accolades to go along with Third Team All-America honors.

Under Odom's watch, the Hogs' 18 takeaways during the 2020 campaign ranked 25th nationally. Arkansas' 13 interceptions were second most in the SEC and 13th most in the FBS. Morgan earned First Team All-SEC and Walter Camp Second Team All-America honors after leading the nation in tackles per game.

In between his stints at Missouri, Odom earned his first defensive coordinator job at Memphis in 2012, transforming the Tigers into a defensive power. In 2014, his defense ranked fifth nationally in scoring defense (17.1 PPG) and 22nd nationally in total defense (343.3 YPG) to help the Tigers go 10-3. That marked an incredible turnaround for a Memphis team that ranked 117th prior to his arrival. The program improved defensively each year under Odom, rising from 50th nationally in total defense in 2012 to 39th in 2013 to 22nd in his final year.

Odom began his coaching career in 2000 as an assistant coach at his prep alma mater, Ada High School in Oklahoma before taking over as head

ODOM'S COACHING EXPERIENCE

2023-PR	UNLV – Head Coach
2020-22	Arkansas – Associate Head Coach, Defensive Coordinator, Safeties
2016-19	Missouri – Head Coach
2015	Missouri – Defensive Coordinator, Linebackers
2012-14	Memphis – Defensive Coordinator, Safeties
2009-11	Missouri – Safeties
2007-08	Missouri – Assistant AD, Director of Football Operations
2006	Missouri – Director of Football Operations
2004-05	Missouri – Director of Football Recruiting
2003	Missouri – Administrative Graduate Assistant
2001-02	Rock Bridge (MO) High School – Head Coach
2000	Ada (OK) High School – Assistant Coach

ODOM'S POSTSEASON EXPERIENCE

SEASON	GAME (TEAM, OPPONENT)	RESULT
2021	Outback Bowl (Arkansas vs. Penn State)	W, 24-10
2018	Liberty Bowl (Missouri vs Oklahoma State)	L, 38-33
2017	Texas Bowl (Missouri vs. Texas)	L, 33-16
2014	Miami Beach Bowl (Memphis vs. BYU)	W, 55-48
2011	Independence Bowl (Missouri vs. North Carolina)	W, 41-24
2010	Insight Bowl (Missouri vs. Iowa)	L, 27-24
2009	Texas Bowl (Missouri vs. Navy)	L, 35-13
2008	Alamo Bowl (Missouri vs. Northwestern)	W, 30-23 (OT)
2007	Cotton Bowl (Missouri vs. Arkansas)	W, 38-7
2006	Sun Bowl (Missouri vs. Oregon State)	L, 39-38
2005	Independence Bowl (Missouri vs. South Carolina)	W, 38-31
2003	Independence Bowl (Missouri vs. Arkansas)	L, 27-14

coach at Rock Bridge High School in Missouri for two seasons. In 2003 he returned to Columbia as a graduate assistant on the staff of Gary Pinkel, the man he would eventually succeed as head coach of Missouri 13 years later.

Born in Lawton, Oklahoma, and raised in Maysville, Oklahoma, Odom lettered four times as a linebacker at Missouri from 1996-99, making two trips to bowl games and serving as team captain during his senior season. He ended his career ranked in the school's all-time top 10 with 362 tackles.

Odom graduated from Missouri in 1999 with a bachelor's degree in education and earned his master's in education from the school in 2004. He and his wife Tia have two sons, JT and Garyt, and a daughter, Anna. JT is a freshman linebacker at UNLV in 2023.

ODOM'S HEAD COACHING RECORD

YEAR	SCHOOL	OVERALL	CONF	PLACE	BOWL
2019	Missouri	6-6	3-5	T4th	
2018	Missouri	8-5	4-4	T4th	Liberty
2017	Missouri	7-6	4-4	T3rd	Texas
2016	Missouri	4-8	2-6	7th	
TOTAL	4 Years	25-25	13-19		

President Whitfield (left) and Director of Athletics Erick Harper introduced Odom to Las Vegas in December.





ASSISTANT COACHES



DEL ALEXANDER

Wide Receivers

@dalex3333

Del Alexander was announced as UNLV's wide receivers coach on Jan. 2, 2023. Alexander is a familiar name to longtime Rebel fans as he was a member of two previous UNLV staffs before going on to coach two decades in the Big Ten, Pac-12 and ACC, as well as Notre Dame. In total, he has coached in 17 bowl games, including four

trips to the Rose Bowl and two College Football Playoff berths.

Alexander returned to Las Vegas after coaching the receivers at Georgia Tech in 2022. Previous to that he spent five seasons as wide receivers coach at Notre Dame (2017-21), helping the Fighting Irish to a bowl game every year, including a pair of CFP appearances. While in South Bend, four wideouts under his tutelage were selected in the NFL Draft, including second-round pick Chase Claypool (2020) and third-round selection Miles Boykin (2019).

Prior to Notre Dame, Alexander spent five years at Arizona State (2012-16), including four seasons as passing game coordinator/wide receivers coach and one season as tight ends coach. During his stint in Tempe, the Sun Devils made three bowl games and had two NFL Draft picks, including third-round selection Jaalen Strong (2015).

Before joining the staff at ASU, Alexander coached wide receivers for five seasons at Wisconsin (2007-11), helping guide the Badgers to two Big Ten Championships and five bowl appearances (including back-to-back Rose Bowls in 2010-11). Wisconsin's offense rewrote the program's record book with Alexander on staff, passing for a school-record 3,280 yards in 2011.

Alexander's career also included stops as running backs coach/assistant special teams coordinator at San Diego (2005-06) and recruiting coordinator/wide receivers at Oregon State (2003-04).

His first UNLV stint came in 1998 under head coach Jeff Horton before leaving for one season as a senior offensive assistant for running backs in the NFL with the San Diego Chargers. Alexander returned to Las Vegas under Hall of Fame coach John Robinson as passing game coordinator/wide receivers/quarterbacks (2000-01) and wide receivers/quarterbacks (2002) for the Rebels.

He began his career at USC as an assistant video coordinator (1995) before coaching tight ends as a graduate assistant (1996-97).

Alexander played wide receiver for one season at West Los Angeles College in 1992 before finishing his career at USC (1993-94). Him and his wife, Star, have three sons: JD, Jalen and Drew. JD Alexander lettered for the Rebels as a linebacker and a special teams performer in 2018-19.



EDUCATION:

USC, 1995 – bachelor's degree in social sciences/history

PLAYING EXPERIENCE:

West Los Angeles College, 1992-93 – Wide Receiver

USC, 1993-94 – Wide Receiver

COACHING EXPERIENCE:

- 2023-PR UNLV – Wide Receivers
- 2022 Georgia Tech – Wide Receivers
- 2017-21 Notre Dame – Wide Receivers
- 2016 Arizona State – Tight Ends
- 2012-15 Arizona State – Passing Game Coordinator, WR
- 2007-11 Wisconsin – Wide Receivers
- 2005-06 San Diego – RB, Asst. Special Teams Coordinator
- 2003-04 Oregon State – WR, Recruiting Coordinator
- 2002 UNLV – Wide Receivers, Quarterbacks
- 2000-01 UNLV – Passing Game Coordinator, WR, QB
- 1999 San Diego Chargers (NFL) – Running Backs
- 1998 UNLV – Wide Receivers
- 1996-97 USC – Graduate Assistant
- 1995 USC – Assistant Video Coordinator



AKEEM DAVIS

Cornerbacks

@Da_DREAM47

Akeem Davis, a former NFL player who was hired Dec. 23, 2022, came to Las Vegas after three seasons as co-defensive coordinator and defensive backs coach at Austin Peay State University, including both the spring and fall seasons for the ASUN Conference program in 2021.

In 2022, two of Davis' DBs earned all-conference honors, including Third Team All-American Demetries Ford, as APSU grabbed 13 interceptions. In fall of 2021, the Governors ranked second in the FCS with 19 interceptions and fifth in pass efficiency defense. That season, Davis coached two consensus All-Americans in Johnathon Edwards and Conference Defensive Player of the Year Koby Perry.

Prior to his time in Clarksville, Tennessee, Davis was a member of the Southern Miss coaching staff for four years beginning as a defensive graduate assistant for the 2017 season. He was elevated to USM's cornerbacks coach in 2019 and then moved to oversee the Golden Eagles' running backs before the 2020 season when he coached Frank Gore Jr. to Second Team All-Conference USA honors.

Davis was an undrafted free agent signee by the NFL's Washington Commanders in 2014 and spent parts of three seasons on the active roster at Washington, New Orleans, Seattle, Indianapolis and Jacksonville. He played 21 games in the NFL, finishing with 11 tackles and a forced fumble.

The NFL Network documented Davis' journey from undrafted free agent to making a 53-man NFL roster in its "Undrafted" series. Off the field, Davis established the AD47 Football Leadership Academy. AD47 is a free, one-day football skills camp dedicated to implementing the "Five Pillars" core curriculum of Character, Leadership, Discipline, Follow-through, and Grit. The academy is sanctioned and insured by the NFL Foundation and run in partnership with USA Football through the FUNdamentals program.

In college, Davis played three seasons at Memphis, posting 162 tackles, three interceptions, five forced fumbles and seven fumble recoveries in 34 career games for the Tigers. Davis is married to the former Sierra Byrd and the couple has a daughter, Carsyn, and son, C.J.



EDUCATION

Memphis, 2013 – bachelor's degree in finance
 USM, 2019 – master's degree in sports administration

PLAYING EXPERIENCE:

Memphis, 2010-12 – Safety
 Washington Commanders, 2014 – Safety
 New Orleans Saints, 2015 – Safety
 Seattle Seahawks, 2015 – Safety
 Indianapolis Colts, 2016 – Safety
 Jacksonville Jaguars, 2016 – Safety

COACHING EXPERIENCE:

2023-PR	UNLV – Cornerbacks
2021-22	Austin Peay – Co-Defensive Coordinator, DB
2020	Southern Miss – Running Backs
2019	Southern Miss – Cornerbacks
2017-18	Southern Miss – Graduate Assistant



CORNELL FORD

Running Backs

@Coach_Ford

Cornell Ford joined UNLV on Dec. 23, 2022, after spending the last two seasons coaching cornerbacks at his alma mater Toledo. He previously coached for the Rockets for seven seasons under former head coach Gary Pinkel and spent 19 seasons as an assistant at Missouri under Pinkel and then as assistant

head coach and running backs coach under Barry Odom when he led the Mizzou program from 2016-19. Ford was a graduate assistant coach with the Rockets from 1991-92 before joining the staff as an assistant coach at Marietta from 1993-95. He returned to Toledo in 1996 to serve as the wide receivers coach, then followed Pinkel to Missouri when he took the head coaching job with the Tigers in 2001.

Ford was a part of Rocket teams that went 39-18 and won a MAC West Division title in 1997. Toledo set 10 passing records in 1997 and finished with a 10-1 record in 2000. Ford mentored one of the top receivers in Rocket history, Mel Long Jr., who caught 175 passes from 1997-2000. At Missouri, Ford coached the outside safeties from 2001-03 and the cornerbacks from 2004-15. During Ford's tenure at Missouri, the Tigers won three Big 12 North Division titles and two SEC East Division crowns. He spent the 2020 season as a volunteer assistant at Toledo before rejoining the staff full time.

A native of Gary, Indiana, Ford earned his bachelor's degree in physical education (1991) and master's degree in sports administration (1993) from Toledo.

Ford and his wife, Dawn, are the parents of a son, Devin, and a daughter, Taylor.



EDUCATION:

Toledo, 1991 – bachelor's degree in physical education

Toledo, 1993 – master's degree in sports administration

COACHING EXPERIENCE:

2023-PR	UNLV – Running Backs
2021-22	Toledo – Cornerbacks
2020	Toledo – Volunteer Coach
2016-19	Missouri – Assistant Head Coach, Running Backs
2004-15	Missouri – Cornerbacks
2001-03	Missouri – Outside Safeties
1996-2000	Toledo – Receivers
1996	Toledo – Receivers, Recruiting Coordinator
1993-95	Marietta – QB, RB, WR
1991-92	Toledo – Graduate Assistant



RICKY LOGO

Defensive Line

@CoachLogo

An accomplished line coach who has spent time in the Pac-12, SEC and Mountain West, Ricky Logo was announced as a member of Barry Odom's staff on Dec. 28, 2022.

Logo came to Las Vegas after finishing a season coaching the defensive line on head coach Terry Bowden's staff at ULM. Prior to joining the Warhawks, Logo was at Washington State in 2020-21 as defensive tackles coach for head coach Nick Rolovich. In his first season in Pullman, the Wazzu defense produced four All-Pac-12 selections, led the league with eight forced fumbles and was fourth in rush defense (154.8), a 30-yard improvement from the previous season. Logo worked the 2018-19 seasons coaching the defensive line for Rolovich at Hawai'i, helping UH to back-to-back bowl games including a 10-5 mark and Hawaii Bowl win over BYU in 2019. Logo tutored four All-Mountain West selections his last two seasons in Honolulu and saw the 2018 defense tally 30 sacks, the most for UH in seven years.

Prior to Hawai'i, he worked three seasons at Colorado State (2015-17) as defensive line coach, helping lead the Rams to three bowl appearances. Prior to moving to Fort Collins, Logo coached the defensive line at Houston (2012-14), helping the Cougars to a 2014 Lockheed Martin Armed Forces Bowl victory, and worked one season at Furman University.

Logo coached four seasons in the SEC at Vanderbilt (2007-10) and was part of a staff that led the Commodores to their first winning season since 1982. Logo also worked five seasons at Troy University, two as co-defensive coordinator where he coached a pair of future NFL All-Pro linemen in Osi Umenyiora (New York Giants) and Demarcus Ware (Dallas Cowboys). Logo began his coaching career at Tennessee-Chattanooga in 1995 where he spent six seasons as the Mocs' defensive line coach before being promoted to defensive coordinator for one season in 2001. He spent one season at Western Carolina (2002), where he also assumed the title as assistant head coach.

Logo played nose tackle at North Carolina State, helping the Wolfpack to four consecutive bowl games. As a senior in 1992, he was named team captain, earned All-ACC and Third Team All-America honors and played in the Hula Bowl, the Japan All-Star Game and the East-West Shrine Game. The Santa Ana, California, native earned his bachelor's degree in sociology from North Carolina State.



EDUCATION:

NC State, 1992 – bachelor's degree in sociology

PLAYING EXPERIENCE:

NC State, 1989-92 – Defensive Lineman/Nose Tackle
 Detroit Lions, 1993 – Defensive Lineman

COACHING EXPERIENCE:

2023-PR	UNLV – Defensive Line
2022	ULM – Defensive Line
2020-21	Washington State – Defensive Line
2018-19	Hawai'i – Defensive Line
2015-17	Colorado State – Defensive Line
2012-14	Houston – Defensive Line
2011	Furman – Defensive Line
2007-10	Vanderbilt – Defensive Line
2005-06	Troy – Co-Defensive Coordinator, Defensive Line
2002-04	Troy – Defensive Line
2002	Western Carolina – Asst. Head Coach, Defensive Line
2001	UT Chattanooga – Defensive Coordinator
1995-2000	UT Chattanooga – Defensive Line



NATE LONGSHORE

Tight Ends

@mrlongshore

Former standout collegiate quarterback Nate Longshore is one of two holdovers from the previous staff to be a part of the Rebels in 2023 under new head coach Barry Odom.

Now heading into his third season overseeing the team's tight ends, he was originally hired to be the program's first-ever

offensive analyst in 2020.

During his first season in Las Vegas Longshore was responsible for optimizing learning systems within the program, assisting with game plan development and using analytics to create favorable strategic advantages in all phases of the game.

Additionally, Longshore was activated as a countable coach and put on the road during the 2020 recruiting campaign, contributing to the new staff's signing of one of the top-ranked classes in UNLV history.

Prior to joining the Rebels, Longshore was a trailblazer in the emerging trend of utilizing technology in sport. As the Head of Football with Eon Sports, Longshore led the team responsible for developing and implementing knowledge transfer technology within multiple NFL franchises.

Longshore also boasts a proven track record of quarterback development. As a quarterback trainer, he has prepared numerous collegiate signal-callers for their jump into the NFL, sharpening mechanics and executing pro days across the country.

From 2010-14 Longshore coached at Santa Margarita (CA) Catholic High School in many capacities, ultimately as assistant head coach, for a team that was ranked as high as No. 1 in the country. He also served as the offensive coordinator for St. Margaret's Episcopal in California and Faith Lutheran in Las Vegas.

Longshore played quarterback at the University of California where he was a four-year starter and led the Golden Bears to a share of the Pac-10 Conference Championship in 2006, earning Holiday Bowl MVP that season. Longshore earned his bachelor's degree in american studies from Cal in 2008 and received his master's degree in urban leadership from UNLV in 2021.

Longshore and his wife Rachelle, have one daughter, Kailey.



EDUCATION:

Cal, 2008 – bachelor's degree in american studies

UNLV, 2021 – master's degree in urban leadership

PLAYING EXPERIENCE:

Cal, 2005-08 – Quarterback

COACHING EXPERIENCE:

2021-PR UNLV – Tight Ends

2020 UNLV – Offensive Analyst

2019 Faith Lutheran (NV) HS – Offensive Coord.

2018 St. Margaret's Episcopal (CA) HS – Offensive Coord.

2010-14 Santa Margarita Catholic (CA) HS – Asst. Head Coach



DAMON MAGAZU

Safeties

@Damon_Magazu

Damon Magazu is one of two holdovers from the previous staff to serve under new head coach Barry Odom in 2023, having completed his third season coaching in the Rebel defensive secondary last fall.

In 2022, his safeties helped UNLV finish 10th in the nation during the regular season with 15 total interceptions, which was the most for the program since 2012. He also tutored Jonathan Baldwin, who won Mountain West Defensive Player of the Week after the season-ending victory over UNR.

Magazu came to Las Vegas in 2020 after spending the previous two seasons at Oklahoma where he helped coach the Sooner secondary as a graduate assistant. In his two seasons in Norman, the Sooners twice won the Big 12 Championship, extending their streak to five straight conference titles, and made back-to-back appearances in the College Football Playoff.

Prior to Oklahoma, Magazu was a defensive GA at his alma mater, East Carolina, where he was a standout defensive back. His distinguished playing career, which began in 2010, included appearances in 50 games, 37 starts, 265 tackles and 11 interceptions. He was a two-time All-Conference USA selection who earned the program's defensive player-of-the-year award in 2013, was a Rock Roggeman Heart-of-the-Pirate Award honoree and recipient of the 2014 National Football Foundation and College Hall of Fame Bill Dooley Chapter Outstanding Scholar Athlete Award.

Magazu graduated from ECU in 2013 with a bachelor's degree in business administration.



EDUCATION:

East Carolina, 2013 – bachelor's degree in business administration

PLAYING EXPERIENCE:

ECU, 2010-13 – Defensive Back

COACHING EXPERIENCE:

- 2020-PR UNLV – Safeties
- 2018-19 Oklahoma – Graduate Assistant
- 2016-17 East Carolina – Graduate Assistant



BRENNAN MARION

Offensive Coord./Quarterbacks

@BrennanMarion4

Brennan Marion was announced as UNLV's new offensive coordinator and quarterbacks coach on Jan. 10, 2023. One of the nation's most highly regarded assistants, Marion is the architect of the innovative "Go-Go Offense" and brought experience as offensive coordinator at

two previous schools.

Marion came to campus from the University of Texas where he served the 2022 season as the passing game coordinator and wide receivers coach. The Longhorns finished with a top 25 scoring offense (34.5 PPG) while Marion tutored Big 12 Conference receiving touchdowns leader Xavier Worthy, who was named second team all-league after finding the end zone nine times as a sophomore.

Before moving to Austin, Marion coached 2021 Biletnikoff Award winner Jordan Addison at the University of Pittsburgh. The nation's top wideout was a consensus first team All-American after setting a school single-season record with 100 catches for 1,593 yards and an FBS-leading 17 touchdowns. He would become a first round NFL Draft pick by the Minnesota Vikings. Marion was a part of a Panther staff that produced one of the nation's most explosive offenses, serving as wide receivers coach for an attack that ranked among the nation's top eight in scoring (41.4 PPG/4th), total offense (486.6 YPG/8th) and passing offense (337.4 YPG/8th). Pitt finished with an 11-3 record, its first-ever ACC Championship, a No. 12 final regular-season ranking and a berth in the New Year's Six Chick-fil-A Peach Bowl.

UNLV marks Marion's second stop in the Mountain West as he served as wide receivers coach at the University of Hawaii in 2020. On the islands, he oversaw the development of All-MW receiver Calvin Turner who was named the New Mexico Bowl Most Outstanding Offensive Player after compiling 252 all-purpose yards and scoring two touchdowns in the Rainbow Warriors' 28-14 win over Houston.

In 2019, Marion was the offensive coordinator and quarterbacks coach at William & Mary, where he dramatically improved the Tribe's production in every major statistical category. William & Mary nearly doubled its scoring average while its total offensive output increased by almost 100 yards per contest.

Marion's first Division I coaching opportunity came at Howard University, where he posted two exceptional seasons (2017-18) as the Bisons' offensive coordinator and quarterbacks coach. In 2017, quarterback Caylin Newton was named the MEAC Rookie of the Year after becoming the first freshman in conference history to surpass 3,000 yards of total offense (3,185). Marion's offense sparked Howard to a 7-4 record in 2017, including a memorable 43-40 win over UNLV at Sam Boyd Stadium in the season opener.

In 2016, Marion coached the running backs at Oklahoma Baptist University. Under his guidance, Isaiah Mallory rushed for a school-record 1,083 yards en route to first team All-National Christian College Athletic Association honors.

Marion, who earned prestigious invitations to the NFL Quarterback Coaching Summit and AFCA 35 Under 35 Leadership Institute, spent the 2015 season in the Pac-12 Conference as an offensive quality control assistant at Arizona State.

A 2009 graduate of Tulsa, Marion was a record-setting receiver for the Golden Hurricane. In two seasons at Tulsa (2007-08), he compiled 2,356 yards on 82 receptions with 19 touchdowns. He was a two-time All-Conference USA selection and the 2007 C-USA Newcomer of the Year. Marion set NCAA records for yards per catch in both a season (31.9 in 2007) and a career (28.7).

Prior to Tulsa, he was a standout at De Anza College. In 2006, he led California's junior colleges with 1,196 receiving yards and 16 touchdowns on 60 receptions. Following his collegiate playing career, Marion signed free agent contracts with the NFL's Miami Dolphins, as well as the Canadian Football League's Montreal Alouettes.

A native of Greensburg, Pennsylvania, Marion was a four-year letterman in three different sports (football, basketball and track) at Greensburg Salem High School. Marion has two children, Mariah and Brennan.



EDUCATION:

Tulsa, 2009 – bachelor's degree in organizational studies

PLAYING EXPERIENCE:

De Anza College, 2005-06 – Wide Receiver

Tulsa, 2007-09 – Wide Receiver

Miami Dolphins, 2009-10 – Wide Receiver

Montreal Alouettes, 2010-11 – Wide Receiver

COACHING EXPERIENCE:

2023-PR	UNLV – Offensive Coordinator, Quarterbacks
2022	Texas – Passing Game Coordinator, Wide Receivers
2021	Pittsburgh – Wide Receivers
2020	Hawai'i – Wide Receivers
2019	William & Mary – Offensive Coordinator, Quarterbacks
2017-18	Howard – Offensive Coordinator, Quarterbacks
2016	Oklahoma Baptist – Running Backs
2015	Arizona State – Offensive Quality Control Assistant
2014	Waynesboro Area (PA) HS – Head Coach
2013	St. Patrick-St. Vincent (CA) HS – Head Coach
2012	The Harker School (CA) HS – Wide Receivers
2011	West Valley (CA) CC – Wide Receivers



MIKE SCHERER
Defensive Coord./Linebackers
 @Mike_Scherer38

Mike Scherer was announced as UNLV's program's defensive coordinator and linebackers coach on Jan. 5, 2023.

Scherer (SHEER) came to Las Vegas fresh from helping Arkansas win the AutoZone Liberty Bowl over Kansas. As the Razorbacks linebacker coach, he served as interim defensive coordinator for head coach Sam Pittman after Odom's departure for UNLV in early December 2022.

Scherer spent the previous two seasons as an assistant coach for the SEC school.

In his two seasons overseeing the Razorback linebackers, Scherer produced sometimes stunning results from his position group. In 2022, the Hogs featured AP First Team All-American Drew Sanders, who is projected as a first round NFL Draft pick after becoming the program's first-ever Butkus Award finalist. In 12 games, Sanders led Arkansas in tackles (103), tackles-for-loss (13.5), sacks (9.5) and forced fumbles (3). The First Team All-SEC linebacker joined Khalil Mack of Buffalo (2013) as the only two FBS players since 2000 to post 100 or more total tackles, at least 13 TFL, nine sacks, three forced fumbles, a fumble recovery and an interception in the same season. This year's LB group also featured All-SEC performer Bumper Pool, who finished as the school's career leader with 441 total tackles, as well as Freshman All-America team member Chris "Pooh" Paul.

During his first year overseeing the position in 2021, Scherer produced one of the best linebacker corps in recent memory. Grant Morgan would win the Burlsworth Trophy and Pool led the team and ranked third in the SEC in total tackles with a career-best 125 stops. Morgan and Pool teamed up with Hayden Henry to complete a tackling trio with all three making 100-plus tackles and giving Arkansas half of the top six tacklers in the conference. Scherer's linebackers helped improve an Arkansas defense that allowed 84 yards less in 2021 than 2020, including 39 fewer yards per game rushing, and shaved 12 points per game off the team's average compared to the previous campaign.

Initially serving as a defensive analyst under Odom in 2020, Scherer first stepped into an on-field coaching role for a game week that fall when Odom served as head coach during Pittman's absence due to Covid-19.

Scherer began his coaching career in 2019 as a graduate assistant at Missouri under then-head coach Odom before both moved to Fayetteville.

A native of St. Louis, Scherer played linebacker at Mizzou from 2012-16, totaling 266 tackles, 17 TFL, one sack and one interception, seeing action in 38 games over his four-year career. A knee injury limited him to seven games as a senior after posting back-to-back seasons of 90-plus tackles to rank second on the team each season.

Scherer graduated with a bachelor's degree in business from Missouri in 2016.



EDUCATION:

Missouri, 2016 – bachelor's degree in business

PLAYING EXPERIENCE:

Missouri, 2012-16 – Linebacker

COACHING EXPERIENCE:

2023-PR	UNLV – Defensive Coordinator, Linebackers
2022	Arkansas – Interim Defensive Coordinator, Linebackers
2021-22	Arkansas – Linebackers
2020	Arkansas – Defensive Analyst
2019	Missouri – Graduate Assistant



JAMES SHIBEST

Special Teams Coordinator

@CoachJShibest

James Shibest was named special teams coordinator on Dec. 22, 2022. Shibest ("SHE-best") is widely considered one of the sport's top special teams minds, having won the Special Teams Coordinator of the Year award at two previous stops. A veteran of the FBS level, he also served four seasons as head coach at junior-college powerhouse Butler Community

College, winning the NJCAA national title his last two campaigns in Kansas.

Shibest most recently served as special teams coordinator and tight ends coach at Virginia Tech of the ACC (2016-21). He moved to Blacksburg after four seasons in the same capacity at Memphis (2012-15). Before that, Shibest spent more than a decade coaching in the SEC, directing the special teams and tight ends for Ole Miss (2008-11) after eight years on staff at his alma mater, Arkansas (2000-07). His extensive resume includes helping 15 different teams reach a bowl game.

Shibest was named the 2017 FootballScoop.com Special Teams Coach of the Year after the Hokies' special teams enjoyed a phenomenal season, tying for the FBS lead with five blocked punts and tying for second in the nation with eight total blocked kicks. Virginia Tech led all Power Five squads by permitting 335 combined punt and kickoff return yards while the Hokies' punt return team ranked second among FBS squads with 413 punt return yards in 2017, including a pair of TDs.

Under Shibest, punter Oscar Bradburn finished his career at Virginia Tech owning the school's career record (43.5 avg.) and the 2019 Ray Guy Award semifinalist also set a single-season school record with a 46.5-yard average.

At Memphis, Shibest mentored the American Athletic Conference's Special Teams Player of the Year three consecutive seasons. Kicker Jake Elliott earned the honor in both 2014 and '15 while punter Tom Hornsey shared the award in 2013 before being named winner of the Ray Guy Award, which is annually given to college football's best punter. With Elliott being named one of 20 semifinalists for the Lou Groza Place-Kicker Award, Memphis was the only school that fall with a semifinalist for both marquee special teams awards.

During his time at Ole Miss, Shibest's special teams were highlighted by an NCAA statistical champion, four All-SEC honorees and two freshman award winners.

In his first season with the Rebels in 2008, he was honored as the Special Teams Coordinator of the Year by FootballScoop.com.

Shibest was a member of Houston Nutt's Arkansas staff for eight seasons, where he coached special teams and had stints tutoring tight ends (2000-01, 2006-07) and receivers (2002-05). With the Razorbacks in 2007, Shibest coached SEC Special Teams Player of the Year Felix Jones, who was selected to the Walter Camp and Rivals.com All-American first team as a return specialist.

Shibest joined the Razorbacks in 2000 after a highly successful four-year stint as head coach at Butler County CC where he led the Grizzlies to a four-year record of 34-10 and back-to-back national titles (1998-99), earning NJCAA Coach of the Year accolades both seasons.

Shibest began his career as a graduate assistant at Oklahoma State, coaching receivers in 1990 and running backs in 1991. In 1992, he began his ascent through the junior college coaching ranks as offensive coordinator at Independence (KS) Community College. After coaching the Independence defensive secondary in 1993, Shibest embarked on a two-year tenure as offensive coordinator and quarterbacks/receivers coach at Garden City (KS) CC.

A native of Houston, Texas, Shibest was a prep All-America receiver at MacArthur High School before posting a standout collegiate career as a receiver at Arkansas, earning All-Southwest Conference honors in 1984 and 1986. He amassed a then school-record 1,920 receiving yards on 97 receptions, including 10 touchdowns for the Razorbacks.

Shibest earned his bachelor's degree in business from Arkansas in 1988. He and his wife, Dianna, are the parents of James John III and Jordyn Grace.



EDUCATION:

Arkansas, 1988 – bachelor's degree in business

PLAYING EXPERIENCE:

Arkansas, 1984-88 – Receiver

COACHING EXPERIENCE:

2022-PR	UNLV – Special Teams Coordinator
2016–2021	Virginia Tech – Special Teams Coordinator, Tight Ends
2012–2015	Memphis – Special Teams Coordinator, Tight Ends
2008–2011	Ole Miss – Special Teams Coordinator, Tight Ends
2006–2007	Arkansas – Special Teams Coordinator, Tight Ends
2002–2005	Arkansas – Special Teams Coordinator, Wide Receivers
2000–2001	Arkansas – Special Teams Coordinator, Tight Ends
1996–1999	Butler CC (KS) – Head Coach
1994-1995	Garden City CC (KS) – Offensive Coord., QB, WR
1993	Independence CC (KS) – Defensive Backs
1992	Independence CC (KS) – Offensive Coordinator
1990-1991	Oklahoma State – Graduate Assistant



VANCE VICE

Offensive Line

@VanceVice

A veteran at his position, Vance Vice was announced as UNLV's offensive line coach on Dec. 28, 2022. He most recently spent six seasons at Virginia Tech from 2016-21 as the Hokies produced three of their top four seasons for total offense over the past 25 years during his tenure. In fact, under Vice in 2020, Virginia

Tech set a school record with 5.58 rushing yards per carry. The Hokies led the ACC that season by averaging 240.1 rushing YPG, the program's best mark since 2000, highlighted by Khalil Herbert's 1,182 rushing yards. Vice also tutored future NFL First Round Draft Pick Christian Darrisaw, who was selected 23rd overall out of Va Tech by the Minnesota Vikings in 2021.

Before moving to Blacksburg, Vice also coached under Justin Fuente at the University of Memphis for four seasons (2012-15). In 2014, the Tigers scored a school-record 471 points and led the American Athletic Conference with a 36.2 scoring average. He was part of a staff that led Memphis to what tied for the ninth-best turnaround all-time as the AAC champion Tigers posted their first 10-win season since 1938. The 10-3 Tigers won their final six league games to win the AAC championship and went on to down BYU in the inaugural Miami Beach Bowl.

Before moving to Memphis, Vice spent three seasons as the offensive line coach at ULM (2009-11), four years in the same role at Utah State (2005-08) and five seasons at Illinois State (2000-04) where he was promoted to assistant head coach his final two seasons with the Redbirds. Vice started his coaching career as a graduate assistant at Georgia from 1990-91, before working at Hart County (Georgia) High School from 1992-95. He returned to the collegiate level from 1996-98, coaching tight ends at Clemson before spending one year (1999) at Murray State as the offensive line coach.

Vice was a defensive lineman and tight end at Oklahoma State and made three bowl trips with the Cowboys. The three-time All-Big Eight academic selection graduated from OSU in 1990 with a degree in secondary education. He earned a master's degree in education administration from Georgia in 1993 and an education specialist degree from Clemson in 1999. He and his wife, Kerry, have two daughters, Savannah and Sydni, and a son, Brock.



EDUCATION:

Oklahoma State, 1990 – bachelor's degree in secondary education
 Georgia, 1993 – master's degree in education administration
 Clemson, 1999 – education specialist degree

PLAYING EXPERIENCE:

OSU, 1986-90 – Defensive Lineman, Tight End

COACHING EXPERIENCE:

2023-PR	UNLV – Offensive Line
2016-21	Virginia Tech – Offensive Line
2012-15	Memphis – Offensive Line
2009-11	ULM – Offensive Line
2005-08	Utah State – Offensive Line
2003-04	Illinois State – Assistant Head Coach, Offensive Line
2000-02	Illinois State – Offensive Line
1999	Murray State – Offensive Line
1996-98	Clemson – Tight Ends
1992-95	Hart County HS – Passing Coordinator, WR, TE
1990-91	Georgia – Graduate Assistant



JEFF FISH
Director of Football
Strength and Conditioning
 @CoachJeffFish

A former longtime NFL and NBA strength and conditioning coach, Jeff Fish returned to college football with the Rebels in 2023.

Fish was in private business in the sports performance world for the last half-decade after serving as the Director of Performance and

Head of Strength and Conditioning for the NBA's Phoenix Suns from 2017-18. Previous to that, Fish ran his own elite performance facility and served as a consultant after spending nearly a decade in the NFL, working as the Director of Athletic Performance for the Atlanta Falcons from 2008-12 and the Head Strength & Conditioning Coach for the then-Oakland Raiders from 2004-07.

Before returning to the professional level, Fish worked at the University of Missouri serving as Director of Strength & Conditioning for the Tiger athletics department from 2001-03. From 1998-2000, he was an assistant with the Kansas City Chiefs in his first NFL stint. Previous collegiate stops as a director came at Tulsa (1995-97) and Kent State (1994-95) after he was an assistant at Clemson from 1991-93.

Fish, who has developed four of his assistants into head NFL strength coaches and three others who would be voted an NCAA Strength & Conditioning Coach of the Year, holds the distinction of being the first Director of Performance named on both the NFL and NBA levels.

The only NFL strength and conditioning coach to be a member of the NIKE advisory board from 2012-14, the native of Ithaca, New York, began his coaching career as a graduate assistant strength and conditioning coach at Western Michigan from 1989-91.

A collegiate wide receiver at Western Carolina from 1986-88, Fish also played one season as a shortstop on the Catamount baseball squad. He earned his bachelor's degree in physical education from WCU in 1989 and his master of science in exercise science from Western Michigan in 1991.

EDUCATION:

Western Carolina, 1989 – bachelor's degree in physical education

Western Michigan, 1991 – master's degree in exercise science

PLAYING EXPERIENCE:

WCU, 1986-88 – Wide Receiver

WCU, 1988-89 – Shortstop

COACHING EXPERIENCE:

2023-PR UNLV – Director of Football Strength & Conditioning

2018-22 Private Business – Sports Performance

2017-18 Phoenix Suns – Director of Performance

2008-12 Atlanta Falcons – Director of Athletic Performance

2004-07 Oakland Raiders – Head Strength & Conditioning Coach

2001-03 Missouri – Director, Strength & Conditioning

1998-2000 Kansas City Chiefs – Assistant, Strength & Conditioning

1995-97 Tulsa – Director, Strength & Conditioning

1994-95 Kent State – Director, Strength & Conditioning

1991-93 Clemson – Assistant, Strength & Conditioning

1989-91 Western Michigan – Graduate Assistant




CANNON YORK
Asst., Strength & Conditioning

Former Missouri football player Cannon York joined UNLV in 2023. He earned his master's degree from the SEC school last year after getting his bachelor's in 2021. A native of the Show Me State, York spent one season as an assistant coach in the USFL before moving to Las Vegas.



QUA SCOTT
Asst., Strength & Conditioning

A two-sport athlete in football and basketball, Qua Scott is a 2019 graduate of Charleston Southern and interned in the athletic department's strength & conditioning program from 2018-20. The native of Athens, GA, went on to serve as a graduate assistant at Lenoir-Rhyne University until joining the Rebels.




JAMES BROWN

Analyst - Special Teams

@CoachJBrown7

Special teams assistant James Brown originally joined UNLV in 2021 as a graduate assistant coach. Brown came to Las Vegas after serving the previous season as special teams analyst at Eastern Kentucky in Richmond. Before that he served two internships at the University of Oregon -- one involving

special teams and quarterback analytics for the 2019 Pac-12 Conference and Rose Bowl champions, which followed completing two seasons as a recruiting and operations intern for the Ducks. He earned both a bachelor's degree (2018) and a master's (2020) from Oregon.



NICCO FERTITTA

Analyst - Defense

@NFsoCrucial

Nicco Fertitta was announced as UNLV Defensive Analyst on March 1, 2023. Born and raised in Las Vegas, Fertitta was a star defensive back at national powerhouse Bishop Gorman High School who became a four-year letterman at Notre Dame from 2015-18. He returns home after most recently serving as

a defensive graduate assistant coach for LSU in the SEC.




KENNETH MERCHANT

Analyst - Offense

@CoachKMerch

Ken Merchant was announced as UNLV Offensive Analyst on March 1, 2023. He joined the Rebels after serving the 2022 season as the offensive coordinator and quarterbacks coach at Monroe College. A former player at his alma mater Southern Connecticut State, Merchant's previous coaching stops include

Pace University, Long Island, Buffalo, Howard and ASA College.






ROBBIE BELL

Graduate Assistant Coach - Offense

Robbie Bell joined the Rebels as a graduate assistant on the offensive side of the ball in early 2023. He is a former starting offensive lineman at Louisville (2016-21) who most recently was an Offensive Quality Control Coach at Western Kentucky.



CJ POLLARD

Graduate Assistant Coach - Offense

CJ Pollard joined the Rebels as a graduate assistant coach on the offensive side of the ball in early 2023. A former four-star recruit at safety, Pollard was a member of a Pac-12 Conference and Rose Bowl championship team at USC. He started his coaching career at Junipero Serra High School as the defensive coordinator and defensive backs coach for the junior varsity. A former recruiting assistant intern at UNLV, Pollard most recently served as a Defensive Analyst for UC Davis.




JULIO GARCIA

Graduate Assistant Coach - Defense

Former UNLV offensive lineman Julio Garcia III joined the program as a graduate assistant for the defensive line position in early 2023. A product of two-time national champion Bishop Gorman, Garcia was a three-year starter and five-year letterman up front for the Rebels from 2016-21. He became the team's Wiesner Award

Winner and Wuerffel Award nominee as a Super Senior after earning his bachelor's degree from the university in 2020.



RONNELL PERKINS

Graduate Assistant Coach - Defense

Ronnell Perkins joined the Rebels in summer 2023 as a graduate assistant on defense. The St. Louis native appeared in 41 games in the secondary for Missouri, including setting a school record with a 100-yard interception for a touchdown vs. South Carolina in 2019. The former SEC All-Freshman Team member earned his bachelor's degree with an emphasis in sport management from Mizzou in 2019.



NATE LOWER

Head Football Athletic Trainer

Nate Lower was elevated to UNLV Head Football Athletic Trainer leading up to the 2023 campaign. Lower spent the previous season on the athletic training staff at the University of Oklahoma. He moved to Norman after serving for two years as the Head Athletic Trainer and Assistant Athletics Director at Southern Utah in the Big Sky

Conference. That capped off a stint with the Thunderbirds that began in 2017. The former athletic trainer and strength and conditioning coach for the Buffalo Beauts of the National Women's Hockey League began his career at his alma mater after earning his bachelor's from Weber State in 2015. Lower also earned his master's in sports conditioning and performance from SUU in 2023.



JAKE CORBETT

Head Football Equipment Manager

Jake Corbett moved to Las Vegas to serve as UNLV Head Football Equipment Manager in 2022. Corbett came to the Rebels from the Ivy League where he served as Assistant Director of Athletic Equipment Operations at Columbia University for nine seasons. In New York, he was responsible for coordinating all athletics equipment requirements for the university's intercollegiate sports programs and assisting the physical education program with its equipment needs. Previously, Corbett spent a total of 13 years at the University of South Carolina. A 2004 graduate of USC with a bachelor's degree in sports and entertainment management, he later earned a master's degree in hotel, restaurant and tourism management from the university in 2006.



MARK OUIMET
Director of Football Operations

Veteran football administrator Mark Ouimet was named the UNLV Director of Football Operations in early 2023. Returning from the private sector, Ouimet reunited with head coach Barry Odom, having served in the same role in the SEC when both were at Missouri. He moved to Columbia after six seasons as Assistant Director of Operations at Akron after previously serving for two

years as Coordinator of Recruiting Operations at Mississippi State. Ouimet moved to Starkville after a decade living in Ann Arbor, Michigan, where he spent time as the director of football operations for the All-American Football League and also worked as vice president of football operations for PMG Sports. He was a member of the University of Michigan's football staff as well, first serving as an assistant recruiting coordinator and special teams assistant, followed by an assignment as the Wolverines' coordinator of player development. The former graduate assistant coach at Northwood University is a 1995 graduate of Siena Heights College in Michigan.



BRAD ODOM
Director of Player Personnel

Taking over the Director of Player Personnel position for the Rebels in 2023 was Brad Odom. Most recently the assistant athletics director and an assistant coach at Ada High School in Oklahoma, the elder Odom returned to the world of education in 2021 after having worked in private business. He brought with him to the Rebel program a wealth of experi-

ence in the sport of football, having coached at various schools since graduating from East Central University in Oklahoma, including serving as head coach at Dickson High School in Ardmore, Oklahoma, and Charles Page High School in Sand Springs, Oklahoma.



HUNKIE COOPER
Director of Football Player Development and Community Engagement

Former Rebel star player Hunkie Cooper joined the program in April 2023 in the newly created position of Director of Football Player Development. Having just completed his eighth season as an assistant coach overseeing wide receivers at fellow Mountain West member San Diego State, Cooper returned to the school where

he famously played six different positions during his two-year Rebel career in 1990-91. An Honorable Mention All-American and two-time First Team All-Big West Conference honoree as a return man, he went on to become a legendary member of the Arizona Rattlers, being named the fifth-greatest player in Arena Football League history by the league's Silver Anniversary Committee, and inducted to the AFL Hall of Fame in 2011. The Texas native, who quarterbacked Navarro Junior College to the 1989 national championship before joining the Rebels, also served as a UNLV radio analyst in 1998-99. Cooper later began his coaching career in the AFL and eventually spent six seasons as head coach of Canyon Springs High School in Las Vegas before moving to the collegiate level.



ETHAN BAXTER
Executive Assistant to the Head Coach

Ethan Baxter joined the Rebels in February 2023 as Football Administration Assistant and was elevated to Executive Assistant to Head Coach Barry Odom in June. Baxter came to Las Vegas with four years experience as a recruiting specialist that he compiled at his alma mater, the University of Arkansas. The

graduate of the SEC school in his native state earned his bachelor's degree in marketing in December 2021. While working as a recruiting assistant with the Razorbacks from 2019-23, he helped assemble four top-30 signing classes.



McKENNA JOHNSON
Director of On-Campus Recruiting

McKenna Johnson joined UNLV in time for the 2023 season. She previously served as Football Coordinator of Recruiting Relations & Events at Rice University and On-Campus Recruiting Coordinator for her alma mater, UTSA. She earned her bachelors degree from the Texas school in December 2021.



ROSS LoCASCIO
Football Video Coordinator

Ross LoCascio joined the Rebels in 2023 as Football Video Coordinator, overseeing all team filming duties for Barry Odom's program. The San Gabriel, California, native moved to Las Vegas after working for his alma mater, the University of Alabama. LoCascio was a student worker for the Crimson Tide for

four seasons before earning his bachelor's degree in new media and production in 2021. He then worked full-time in Bama's video operations department for the next two years before moving to UNLV.



GALINA LODGE
Football Dietician

Galina Lodge begins her second season at UNLV after filling a newly created position designed to specifically support the football program on a day-to-day basis. She joined the Rebels after serving as a Sports Nutrition Dietetic Intern for the University of Pittsburgh athletics department since January 2021, including working with the ACC-champion Panthers football

program. The Kent State University 2020 graduate with a bachelor's degree in nutrition earned her master's in the same field from Pitt in May. She is also a member of the CPSDA.



ERIC NEPOMUCENO
Deputy Athletics Director, COO

Eric Nepomuceno, a native of Queens, New York, began working in the UNLV Athletics Compliance Office in 2018. Also the sport administrator for football, Nepomuceno was promoted to Deputy Athletics Director, Chief Operating Officer in March 2022. He has a major role in all internal administration, including overseeing the department's strategic planning initiatives processes.

Nepomuceno continues to lead and administer the operations of UNLV Athletics' compliance program, including rules education, enforcement issues, investigations, and provides oversight of department policies and procedures. Nepomuceno came to Las Vegas after six years at Northeastern University, where he served as associate athletics director for compliance and enrollment services. Prior to his time working for the Huskies, he spent three years as the coordinator of eligibility and recruiting at Stony Brook University. He has also worked in compliance at Queens College, worked at the National Football League and served as a pro personnel assistant for the NFL's New York Jets. Nepomuceno graduated from the University of Michigan with a bachelor's degree in sports management and communication and then earned his Juris Doctor from Loyola University Law School in New Orleans. He currently resides in the Southern Highlands with his wife Marka, and three sons: Lucas, AJ, and Nolan.



STEFANY VALENTINO
Assistant AD, Compliance

Stefany Valentino, who served as the Rebels' Director of Compliance since 2020, was elevated to Assistant Athletics Director of Compliance in 2022. A former UNLV softball student-athlete, Valentino serves as a compliance liaison for football, manages financial aid and scholarships and contributes as a member of the athletics department's senior staff. She also now has

a major role in the day-to-day operations of the compliance department. Valentino began working in the compliance department at UNLV in 2014 as a member of the fifth-year student works program and in 2016 became a graduate assistant. She married her husband, Javier Rodriguez, in July 2022 and the couple welcomed daughter, Saige Rodriguez, in April of 2023.



DAVID WEDLEY
Director, Student-Athlete Academic Services

David Wedley is the Director of Student-Athlete Academic Services and the Academic Eligibility Specialist for Football. Since joining SAAS in 2011, David also worked with seven other Rebel sports but has helped the UNLV football team reach multiple milestones. Under his direction, the program has set records

for both single-semester and cumulative grade point average, academic all-conference honorees, conference scholar-athletes and produced its first-ever CoSIDA Academic All-American in 2021. The Michigan native earned his bachelor's degree from Grand Valley State University before moving to Las Vegas and graduating from UNLV with a master's in sport and leisure studies management in 2011. He married his wife, Stephanie, in 2013.



MARK WALLINGTON
Associate AD, Communications

Now in his 31st year with UNLV, Mark Wallington oversees communications for the Rebel football and tennis programs as well as serving as sport administrator for the women's tennis team. He also currently chairs the UNLV Athletics Hall of Fame committee. With more than 30 CoSIDA awards to his credit, he was named Senior Assistant Athletics Director

for Communications in 2015 and Associate AD in 2022. A two-time graduate of the University of Florida, Wallington earned a bachelor's degree in journalism and a master's in sports administration. In 2002 he married the former Wendy Best and the couple has two daughters, Tessa Mae, who currently attends UNLV, and Tallis Marie.



SUPPORT STAFF



UNLV FOOTBALL SUPPORT STAFF



Erik Schwarz
Assoc. AD, Facilities &
Sport Operations



Brittany Meade
Asst. AD, Facilities &
Sport Operations



Gene Canal
Senior Assoc. AD, Marketing &
Fan Engagement



Kris Giese
Director, Ticketing



Kelli McGinnis
Asst. Director, Ticketing



Myke Molina
Football Academic Advisor



Tausha Smith
Director, Equipment &
Purchasing



Karl Feak
Asst. AD, Marketing &
Fan Engagement



Kennedy Springer
Director of Performance Nutrition

UNLV TEAM PHYSICIANS



Dr. Wade Gaal
Medical Director
Head Team Physician



Dr. Glenn Barnes
Primary Sports



Dr. Joseph Yu
Lead Orthopedics



Dr. Chad Hanson
Orthopedics



Dr. Greg Bigler
Orthopedics



Dr. Daniel Orr
Maxillofacial



Sarah Wattenberg
Director, UNLV Sports
Performance



Dr. Keith Kohorst
Optometrist



Dr. Craig Hamilton
Optometrist

- Dr. Anthony Bratton** - Orthopedics
- Dr. Troy Watson** - Orthopedics (lower extremity/ankle)
- Dr. Jed Jones** - Orthopedics (upper extremity)
- Dr. Anthony Ruggeroli** - Pain Management
- Dr. Mike Daubs** - Orthopedics (spine)
- Dr. Thomas Dunn** - Orthopedics (spine)
- Dr. Leo Germin** - Neurology
- Dr. Alfred Danielian** - Sports Cardiology
- Dr. Byron Blasco** - Dentistry





UNLV FOOTBALL

OUR TOWN OUR TEAM



MEET THE REBELS



68 JAYDEN AHBOAH

OL • 6-5 • 315 • SOPHOMORE (TR)
PHOENIX, AZ
DESERT EDGE HS/FORT LEWIS COLLEGE

UNLV: A big offensive lineman who transferred in to walk on the program and competed in his first spring practice with the Rebels. FORT LEWIS COLLEGE: Spent two years at the

NCAA Division II program located in Durango, CO. 2022: Appeared in nine of the team's 10 games at tackle for the Skyhawks. 2021: Redshirted season. HIGH SCHOOL: A 2021 graduate of Desert Edge HS in Goodyear, AZ ... Played football all four years for the Scorpions ... A member of the 4A state runner-up team his junior season ... Earned Blue-Grey All-American honors as a tackle. PERSONAL: Jayden Mike Kiyaani Ahboah was born in Tuba City, AZ ... The son of Jennifer and Mike Ahboah ... Has two siblings, Jace and Jaime ... Majoring in criminal justice.



76 JACOB AHUMADA

OL • 6-3 • 325 • FRESHMAN (HS)
GILROY, CA
CHRISTOPHER HS

UNLV: A walk-on offensive lineman who joined the program this summer ... Last name is pronounced "ow-MAH-dah." HIGH SCHOOL: A 2023 graduate of Christopher HS in Gilroy,

CA ... Played center and nose guard for the Cougars ... Also competed as a first baseman in baseball for CHS. PERSONAL: Jacob Ahumada was born in Sacramento, CA ... The son of Melissa and Tony Ahumada.



33 TANNER AITKEN

DB • 5-11 • 180 • FRESHMAN (HS)
LAS VEGAS, NV
ARBOR VIEW HS

UNLV: A standout local product who joined the program this summer as a defensive back. HIGH SCHOOL: A 2023 graduate of Arbor View HS in Las Vegas ... A two-way player

who lined up at strong safety, wide receiver and kick returner for coach Matt Gerber ... Helped the Aggies finish 9-2 and rank No. 3 in the state by MaxPreps as a senior ... Named Second Team All-Southern Nevada ... Totaled 54 tackles to go with five interceptions, four passes defended, three fumble recoveries and one forced fumble in 2022 ... Also scored multiple defensive touchdowns ... Caught two TD passes and had a pick-six in a playoff victory over Green Valley HS ... As a junior he made 48 TT and had a forced fumble, fumble recovery and one INT ... Also ran track for AVHS, competing in the 100, 200, 400 and relays. PERSONAL: Tanner Douglas Aitken was born in Las Vegas ... The son of Kimberly Aitken ... Has an older sister, Kameron, and a younger sister, Kennedy.



40 DAEGO ALBERT

DB • 6-0 • 185 • SENIOR (1L)
BERKELEY, CA
EL CERRITO HS/NAU/NORTHERN COLORADO

UNLV: A walk-on reserve defensive back who saw his first FBS-level action last season after transferring into the program ... A former three-star prospect according to 247Sports who was

originally recruited by the Rebels coming out of high school ... First name is pronounced "DAY-go." 2022: Earned his first letter as a Rebel by appearing in three games (SJSU, AFA and SDSU) on special teams. NORTHERN COLORADO: Spent the 2021 season at the Big Sky Conference school in Greeley, CO. ... Played in 10 games for the Golden Bears, recording five total tackles. NAU: Spent two years at the Big Sky school located in Flagstaff, AZ. 2020: Season canceled because of pandemic. 2019: Appeared in seven games as a freshman ... Recorded seven total tackles and one interception, which came vs. future team UNC to help secure a victory. HIGH SCHOOL: A 2019 graduate of El Cerrito HS ... Played free safety, wide receiver and return specialist for coach Jacob Rincon ... Helped guide the Gauchos to a 9-4 record in 2018 ... Also played basketball for ECHS. PERSONAL: Daego Garland Albert was born in Oakland ... The son of Nailah Milan and Garland Albert ... Majoring in political science.




53 BLESYNG ALUALU-TUIOLEMOTU

LB • 6-2 • 235 • FRESHMAN (HS)
KALIHI, HI
JAMES CAMPBELL HS

UNLV: A linebacker from the islands who committed to UNLV under the previous staff in July 2022 over offers from Army and UNR ... A midyear signee who went through his

first spring practice with the Rebels ... A three-star recruit according to 247Sports and On3 ... Ranked the No. 15 prospect in the state of Hawai'i by 247Sports ... Selected to play in the 2023 Polynesian Bowl all-star game ... Enrolled at UNLV in January and competed in his first spring practice ... Name is pronounced "BLESSING AH-lu-AH-lu two-E-OH-lay-MO-two." HIGH SCHOOL: A December 2022 graduate of James Campbell HS in Ewa Beach, HI ... A four-year letterwinner under coach Darren Johnson ... Helped the Sabers to a 7-4 record and final ranking of No. 4 in the state by MaxPreps during his senior season. PERSONAL: Blesyng Toa Alualu-Tuiotemotu was born in Kalihi, HI ... The son of Fionnah Alualu-Tuiotemotu and Sau Tuiotemotu ... Has an older brother, Bobby, and three younger brothers, Ethyn, Zechariah and Sauila.



75 ANTON AMBUEHL

OL • 6-6 • 300 • SOPHOMORE (SQ)

SANTA MONICA, CA
CALABASAS HS

UNLV: A former three-star offensive line prospect by both 247Sports and ESPN who looks to earn his first playing time this fall ... Member of the UNLV Dean's Honor List in fall

2021, spring 2022 and fall 2022 and named a 2022 and '23 Mountain West Scholar-Athlete ... Last name is pronounced "AM-bull." **2022:** Member of squad but did not play. **2021:** Redshirted season. **HIGH SCHOOL:** A 2021 graduate of Calabasas HS ... Spent one season with the Coyotes after previously attending Brentwood HS and St. John Bosco HS ... Listed as the nation's No. 124 offensive tackle by ESPN and No. 154 by 247Sports in 2021 ... Ranked the No. 117 overall prospect in the state of California by ESPN ... 2020 senior season was postponed due to the pandemic ... Played left tackle, right tackle, defensive tackle and defensive end during prep career ... Also competed in basketball. **PERSONAL:** Anton John Ambuehl was born in Los Angeles, CA ... The son of Steve and Cindy Ambuehl ... Has four older siblings, Luca Diamont, Zander Diamont, Sasha Diamont and Lauren Diamont and one younger sibling, Davis Ambuehl ... Brother Luca Diamont currently plays wide receiver for Duke ... Brother Zander Diamont played quarterback for Indiana from 2014-16 ... Majoring in finance.



36 THOMAS ANDERSON

DB • 6-1 • 185 • JUNIOR (TR)

KANSAS CITY, KS
WASHINGTON HS/INDEPENDENCE CC

UNLV: One of two defensive back portal additions from Independence Community College this season along with Isaiah Hackett.

JUNIOR COLLEGE: Spent two seasons at

Indy, which is located in Kansas. **2022:** Appeared in seven games and totaled seven tackles for the Pirates ... Finished with two QB sacks, two pass breakups and one fumble recovery and a forced fumble as a sophomore. **2021:** Played in five games and totaled three TT ... Added two PBU and a forced fumble. **HIGH SCHOOL:** A 2021 graduate of Washington HS in Kansas City, KS ... Played quarterback, running back and defensive back for the Wildcats ... Earned a Hy-Vee Five Star Athlete of the Week honor as a senior signal-caller in 2019. **PERSONAL:** Thomas Troy Anderson was born in Kansas City, KS ... The son of Tiffany Clemons ... Majoring in urban studies.



67 NATHAN ARGUELLES

OL • 6-1 • 260 • SOPHOMORE (TR)

LAS VEGAS, NV
VISTA MURRIETA HS/SADDLEBACK COLLEGE

UNLV: A JC transfer walk-on defensive lineman who went through his first spring practice with the Rebels ... Member of the UNLV Dean's Honor List in spring 2023 ... Last

name is pronounced "r-GWEL-is." **JUNIOR COLLEGE:** Previously played at Saddleback College located in Mission Viejo, CA. **HIGH SCHOOL:** A 2020 graduate of Vista Murrieta HS ... Played offensive line for the Broncos. **PERSONAL:** Nathan Angelo Arguelles was born in Austin, TX ... Also competed in rugby ... Majoring in kinesiology.



31 JALEN BALDWIN

DB • 5-10 • 165 • FRESHMAN (HS)

HOUSTON, TX
FRANK DOBIE HS

UNLV: A freshman addition from the Lone Star State who is the younger brother of starting Rebel safety Johnathan Baldwin ... Walked on to the program during the summer and is

projected to line up as a defensive back this fall ... Also recruited by Army, Northern Iowa and Houston Christian before choosing the Rebels. **HIGH SCHOOL:** A 2023 graduate of J. Frank Dobie HS in Houston ... Played running back and wide receiver for coach Demond Stafford ... Rushed for 441 yards on 61 carries (7.2 YPC), including three touchdowns, as a senior for the Longhorns. **PERSONAL:** Jalen Baldwin is the son of Octavia Johnson and Andrew Williams ... Has four siblings: Johnathan, Janae, Smaya and Aaliyah.





3 JOHNATHAN BALDWIN

DB • 6-1 • 200 • JUNIOR (2L)

**HOUSTON, TX
FRANK DOBIE HS**

UNLV: An all-conference candidate patrolling the Rebel secondary who is a returning starter at safety ... The second-leading returning tackler on the squad ... Named Preseason

Fourth Team All-Mountain West by Phil Steele's ... Younger brother, Jalen, joined the Rebels as a freshman this fall. **2022:** Started all 12 games at safety ... Finished fourth on the team with 56 total tackles, including one TFL ... Led the team with seven pass breakups ... Named Mountain West Defensive Player of the Week on Nov. 28 after a breakout performance that sparked his team to a 27-22 victory over arch-rival UNR in the season finale ... With the Rebels trailing 13-0 in the Battle for the Fremont Cannon, he picked up a fumble by Wolf Pack QB Nate Cox and raced 55 yards for a game-changing touchdown ... Later thwarted a UNR potential scoring drive by grabbing his first career interception, which he returned 15 yards to midfield ... He totaled eight tackles vs. the Wolf Pack and on the game's final play, he broke up a fourth-and-goal pass attempt from the three-yard line into the end zone to preserve UNLV's thrilling victory in the in-state rivalry ... Earlier in the season at Notre Dame, had two pass breakups, turned in a career-high nine total tackles (six solo) and also forced a fumble that the Rebels recovered against the Irish ... Recorded seven TT and a breakup in win over North Texas ... Also recorded two PBU vs. Utah State and San Diego State. **2021:** Earned his first letter as a Rebel by playing in seven games, including making his first collegiate start at safety in a victory at New Mexico in Game Nine ... Finished with 10 total tackles on the season, including seven solo stops and one TFL ... Posted one pass breakup ... Rated as a three-star recruit and the nation's No. 162 safety prospect by 247Sports ... One of six signees in the 2021 class from the state of Texas. **HIGH SCHOOL:** A 2021 graduate of J. Frank Dobie HS in Houston ... A four-year letterwinner under coach Kevin Berneathy ... Helped the Longhorns go 25-7 over his last three seasons, including 9-1 in fall 2020 ... Played both free safety and running back during his prep career ... Played on both sides of the ball as a senior in 2020 ... Snagged two interceptions on defense ... On offense, recorded 83 carries for 1,053 yards on the ground, 19 catches for 220 yards and 18 total touchdowns ... As a junior in 2019, tallied 40 tackles, one pass breakup, two interceptions, two sacks and two TFL ... During his sophomore year in 2018, registered a career-high 48 tackles, four TFL, two fumble recoveries, nine pass breakups and one interception ... Also competed in basketball, winning a district championship during his junior campaign in 2019-20. **PERSONAL:** Johnathan Keith Baldwin II was born in Houston ... The son of Octavia Johnson and Andrew Williams ... Has one older sibling, Janae, and three younger siblings, Jalen, Smaya and Aaliyah ... Majoring in multidisciplinary studies.



19 KALEO BALLUNGAY

TE • 6-6 • 260 • JUNIOR (2L)

**TRACY, CA
KIMBALL HS**

UNLV: A returning letterwinner who will look to continue as part of the tight end rotation as a junior ... A two-way prepster who was a three-

star prospect coming out of high school according to 247Sports, Rivals and ESPN ... A three-time member of the Academic All-Mountain West Team ... Already a four-time member of the UNLV Dean's Honor List ... Also a 2021, '22 and '23 MW Scholar-Athlete ... Name is pronounced "kah-LAY-oh ballon-guy." **2022:** Appeared in all 12 games on offense and special teams ... Had one reception for five yards in the season-opening win over Idaho State and one grab for 10 yards at San Jose State. **2021:** Earned his first letter as a Rebel by playing in nine games, including making his first collegiate start vs. San Jose State in Game Seven ... Caught a pass and ran for 28 yards vs. **2020:** Redshirted season. **HIGH SCHOOL:** A 2020 graduate of John C. Kimball HS in Tracy, CA ... Ranked the No. 42 tight end recruit by ESPN and No. 88 by 247Sports ... A two-year letterwinner for coach Mike Kuhnlenz ... Played both tight end and defensive end ... As a senior in 2019, set career highs with 40 receptions, 751 receiving yards and eight touchdowns ... Named team's most valuable player in 2019 ... Earned a first team all-league nod and was an All-Sac-Joaquin Section selection ... Added three sacks and three pass deflections on the defensive side of the ball ... During junior campaign in 2018, caught 20 passes for 464 yards and five touchdowns en route to a second team all-league selection ... Also played basketball for the Jaguars. **PERSONAL:** Kaleo Brandon Ballungay was born in Fremont, CA ... The son of Cecily and Miles Ballungay ... Has three siblings, Kainoa Ballungay, Jacob Malaluan and Cerina Malaluan ... Majoring in management.


BALLUNGAY'S RECEIVING STATS

YEAR	GP-GS	REC	YDS	AVG	TD	LG
2022	12-0	3	21	7.0	0	10
2021	9-1	1	28	28.0	0	28
TOTAL	21-1	4	49	12.25	0	28

JOHNATHAN BALDWIN'S DEFENSIVE STATS

YEAR	GP-GS	UT	AT	TT	TFL	SCK	INT	PBU	FF	FR
2022	12-12	37	19	56	1-1	0-0	1-15	7	1	1-55
2021	7-1	7	3	10	1-3	0-0	0-0	1	0	0-0
TOTAL	19-13	44	22	66	2-4	0-0	1-15	8	1	1-55





77 MICHAEL BAREMAN

OL • 6-8 • 315 • JUNIOR (TR)

LYNDEN, WA
LYNDEN HS/BUTTE COLLEGE

UNLV: An impressively sized blocker who joined the team during the summer and will look to use his JC experience to compete for immediate time up front. **JUNIOR COLLEGE:**

Spent two years at Butte College located in Oroville, CA. **2022:** The Roadrunners' starting left tackle ... Led a Butte offense that ranked second in the NorCal Conference in rushing yards (1,756), passing yards (2,302) and yards per game (368.9) ... A Butte College Athletics Scholar-Athlete his last two semesters ... Earned National NorCal honors on the field. **2021:** Redshirted season after taking a gap year following high school graduation. **HIGH SCHOOL:** A 2020 graduate from Lynden HS ... Lettered in football during his only season played as a senior ... Also played basketball, soccer and volleyball for Lynden. **PERSONAL:** Michael James Bareman was born in Lynden, WA ... The son of James and Stephanie Bareman ... One of seven siblings ... Majoring in communication studies.



79 AUSTIN BOYD

OL • 6-4 • 285 • FRESHMAN (HS)

LEHI, UT
LEHI HS

UNLV: A three-star recruit according to 247Sports, which ranked him the No. 141 interior offensive lineman in the nation and No. 22 overall prospect in the state of Utah ...

Chose the Rebels over offers from Army, New Mexico State and multiple Ivy League programs ... One of two alumni of his prep program in the 2023 class, joining transfer PK Jose Pizano. **HIGH SCHOOL:** A 2023 graduate of Lehi HS ... Lettered four times in football and was a three-year starter ... Appeared at OG, OT and C ... Helped the Pioneers win back-to-back state championships his junior and senior years, as well as a No. 16 national ranking by Sports Illustrated ... Named 2022 First Team All-City, Second Team All-Region and All-County ... Tabbed Second Team 5A All-State at OG by the Deseret News in both 2021 and '22. **PERSONAL:** Austin Alan Boyd was born in Lehi ... The son of Kory and Stephanie Boyd ... Has five siblings: Kiersten, Dallin, Clayton, Chrislyn and Grayson ... Majoring in business.



57 LESHAWN BELL

DL • 6-3 • 240 • JUNIOR (2L)

THOUSAND OAKS, CA
CALABASAS HS

UNLV: A defensive lineman who looks to earn more time as a junior this fall ... Moves jersey numbers from 99 to 57 this season ... A three-time member of the Academic All-Mountain

West Team (2020-22). **2022:** Played in three games ... Totaled two tackles in the season-opening victory over Idaho State. **2021:** Earned his first letter as a Rebel by appearing in eight total games, including starting two ... Started the season-opener vs. Eastern Washington and then in Game Three vs. Iowa State ... Finished with four total tackles. **2020:** Redshirted season by only playing in two games ... Saw the field vs. Wyoming and Hawai'i ... Tallied one tackle in rookie. **HIGH SCHOOL:** A 2020 graduate of Calabasas HS ... A three-year letterwinner under coach Chris Claiborne ... Rated as a three-star recruit by 247Sports, Rivals and ESPN ... A highly sought-after linebacker who was UNLV's fifth-highest rated high school recruit on record according to 247Sports ... Listed as the nation's No. 38 SDE and No. 77 overall player in California by Rivals and No. 46 WDE overall and No. 79 player in the state by 247Sports ... Chose the Rebels over offers from Washington State, Arizona State and Oregon State along with a host of MW schools ... Named to the 2019 all-state team after racking up more than 100 tackles and 24 sacks as a senior for the Coyotes. **PERSONAL:** LeShaun Bell was born in Woodland Hills, CA ... The son of Rachel Jackson and LeShaun Eugene Bell Sr. ... Has two younger siblings, Legend Brooks and Landon Bell ... Majoring in interdisciplinary studies.



89 MALIK BRADFORD

WR • 6-2 • 220 • SOPHOMORE (SQ)

COMPTON, CA
MILIKAN HS

UNLV: A big wide receiver who walked on to the program in January 2021 and competed in his first spring practice as a Rebel ... Saw his first field time last fall as a redshirt freshman ...

Held offers from schools such as Cal, Indiana and Colorado State coming out of high school and originally committed to the Golden Bears in fall 2018 ... A member of the UNLV Dean's Honor List in spring 2021. **2022:** Appeared in the final two games of the season ... Did not record a stat. **2021:** Redshirted season. **HIGH SCHOOL:** A 2019 graduate of Milikan HS in Long Beach, CA ... A highly recruited offensive player in 2019 who did not enter college until 2020 ... Rated as a three-star recruit by 247Sports, Rivals and ESPN as part of the class of 2020 ... Ranked as the No. 174 receiver in the nation and No. 143 recruit from the state of California by 247Sports A four-year letterwinner for coach Justin Utupo ... A three-time first team All-Moore League honoree and two-time offense MVP for the Rams. **PERSONAL:** Malik Bradford was born in Compton, CA ... Son of Kareemah and Gerald Bradford ... His brother, Mikael Bradford, played defensive back at in-state rival UNR ... Majoring in marketing.

BELL'S DEFENSIVE STATS

YEAR	GP-GS	UT	AT	TT	TFL	SCK	INT	PBU	FF	FR
2022	3-1	1	1	2	0-0	0-0	0-0	0	0	0-0
2021	8-2	1	3	4	0-0	0-0	0-0	0	0	0-0
2020	2-0	0	1	1	0-0	0-0	0-0	0	0	0-0
TOTAL	13-3	2	5	7	0-0	0-0	0-0	0	0	0-0



2 DOUG BRUMFIELD

QB • 6-6 • 225 • JUNIOR (1L)

**INGLEWOOD, CA
JUNIPERO SERRA HS**

UNLV: A tall, dynamic left-handed quarterback who is an honors candidate looking to remain healthy this fall after missing multiple games

during his career ... Named Preseason Third Team All-Mountain West by Phil Steele's ... Chosen to represent the Rebel offense at the annual MW Media Days in July ... Enters his junior season ranked second in school history with a career completion percentage of 60.5% and sits first in lowest interception percentage at .0191 (6 in 314 att.) ... Invited to serve as a counselor at the Manning Passing Academy in June ... Originally committed to the Rebels in May 2019 under the previous UNLV coaching staff and ultimately chose UNLV over offers from Kansas, Rutgers and Utah ... A member of the UNLV Dean's Honor List in fall 2020 ... Named to the 2020 Academic All-Mountain West Team. **2022:** Earned Honorable Mention All-Mountain West after starting 10 games ... Became the first Rebel QB to be a member of the All-MW postseason list since Jason Thomas earned Honorable Mention from the media in 2000 and he was included in the first conference team that involved a coaches' vote since Jon Denton was second team in 1996 as part of the WAC ... The sophomore signal-caller appeared in 10 games and broke the UNLV record for pass completion percentage in a season with 64.6, besting Caleb Herring's 2013 mark of 63.2 ... Led the team with 1,898 passing yards with 10 touchdowns through the air to go with 261 net rushing yards and six more scores ... Finished second in the MW with 215.9 total offensive yards per game and sixth in overall offensive TDs with 16 ... His seven 200-yard passing games in '22 tied for seventh-most in a season by a Rebel and were the most since 2013 ... Set a career-high with 356 passing yards in the season-opening victory over Idaho State, completing 22-of-25 pass attempts and a school-record-tying four touchdowns ... His big day against the Bengals included a career-long 72-yard scoring pass to Ricky White that sparked a school-record 35-point second quarter ... Threw for two and ran for two more TDs in a Week Three win over North Texas ... Finished 21-27 for 211 yards through the air and finished with exactly 100 net yards rushing against the Mean Green ... Became 12th different UNLV quarterback to post a century-mark game on the ground (19 total) ... Completed 21-of-31 passes in a victory at Utah State, throwing for 217 yards and a score to go with two more rushing touchdowns ... Set a career-high with 24 completions on 33 attempts to help his team to a win vs. New Mexico ... Suffered an injury at San Jose State and missed the next two games vs. Notre Dame and Air Force ... Returned to throw for 207 yards at San Diego State in Week Nine ... Knocked out again early in the season finale vs. UNR. **2021:** Limited to just three games overall because of injuries but made his first two collegiate starts ... Changed jersey numbers from 17 to 2 for his second year ... Completed 17-of-39 pass attempts for 320 yards, two TDs and one interception ... Came off the bench in the season opener and rallied the Rebels behind 117 passing yards and 27 rushing yards and a score vs. Eastern Washington ... Started the following week at Arizona State and ran for another touchdown before being knocked out with an injury ... After a week off, started at Fresno State in Week Four and threw for a career-high 143 yards and two touchdowns to give UNLV a lead before again being knocked out of the game and ending his 2021 season ... That game at the No. 22 Bulldogs included finding Tyleek Collins for a career-long 80-yard touchdown to open the second half. **2020:** Redshirted

season by appearing only in the final two games ... Came off the bench vs. Wyoming and completed 4-of-8 pass attempts for 93 yards and rushed eight times for a net of 24 yards, including scoring his first collegiate touchdown on an eight-yard scramble to the end zone ... In the next game at Hawai'i, replaced senior starter Max Gilliam after the first series and went 5-of-13 for 58 yards through the air and had six attempts for 13 net yards on the ground, including a season-long 14-yard rush ... Left that game with an injury in the first half. **HIGH SCHOOL:** A 2020 graduate of Junipero Serra HS in Gardena, CA ... A highly recruited signal-caller who was rated as a three-star prospect by 247Sports, Rivals and ESPN ... Ranked the No. 53 pro-style QB in the nation and the No. 145 overall recruit from California by 247Sports ... A three-year letterwinner under coach Scott Altenberg ... Over three seasons, threw for 5,723 yards and 38 touchdowns in 29 games played ... Also ran for 712 yards on 160 carries and eight touchdowns ... During senior season in 2019, threw for 1,478 yards and 10 touchdowns ... Also ran for a career-high 444 yards on 74 carries with five rushing touchdowns in final prep season ... Named his team's most valuable player ... As a junior in 2018, threw for a career-high 3,112 yards and 20 touchdowns ... Set school record for most passing yards in a season ... Earned league's offensive player of the year and was a first team all-league selection ... In first season as a starter in 2017, threw for 1,133 yards and eight touchdowns in nine games played ... Named offensive rookie of the year and was a second team all-league selection. **PERSONAL:** Douglas Alexander Brumfield was born in Inglewood, CA ... The son of Nicole and Douglas Brumfield ... Has a younger sister, Mia ... Majoring in sociology.

BRUMFIELD'S PASSING STATS

YEAR	GP-GS	COMP	ATT	YDS	PCT	TD	INT	LG
2022	10-10	164	254	1,898	64.6	10	5	72
2021	3-2	17	39	320	43.6	2	1	80
2020	2-0	9	21	151	42.9	0	0	35
TOTAL 15-12		190	314	2,369	60.5	12	6	80

BRUMFIELD'S RUSHING STATS

YEAR	GP-GS	ATT	YDS	AVG	TD	LG
2022	10-10	90	261	2.9	6	29
2021	3-2	19	109	5.7	2	37
2020	2-0	14	37	2.6	1	14
TOTAL 15-12		123	407	3.3	9	37





28 FISHER CAMAC

DL • 6-7 • 245 • FRESHMAN (RS)

**GILBERT, AZ
HIGHLAND HS**

UNLV: A tall defender from the Grand Canyon State who turned in a solid offseason and was listed No. 2 at one end spot after spring practice ... Last name is pronounced "K-mac."

2022: Redshirted season after joining program in the fall. **HIGH SCHOOL:** A 2022 graduate of Highland HS ... A three-year letterwinner while playing defensive end and tight end ... As a senior in 2021, helped the Hawks go 10-3 and win a state championship ... Posted career highs for tackles-for-loss and sacks (6.5) as a senior to go along with two interceptions ... As a junior in 2020-21, posted career highs in tackles (60) and earned honorable mention all-league. **PERSONAL:** Fisher Camac was born in Mesa, AZ ... The son of Jennifer and Chad Camac ... Has five siblings, Kenzie Sherwood, Lexi Candland, Cade, Cooper and Carter ... Majoring in communication studies.



11 ZAVIER CARTER

OLB • 6-4 • 210 • JUNIOR (TR)

**ATLANTA, GA
HAPEVILLE CHARTER ACADEMY/LSU**

UNLV: A dynamic pass rusher and former four-star recruit who transferred from national powerhouse LSU ... Enrolled at UNLV in January and competed in his first spring

practice with the Rebels ... A product of the same Georgia prep program as former UNLV standout Tyleek Collins. **LSU:** Played two seasons and appeared in 18 games overall at the SEC school located in Baton Rouge, LA. 2022: Played in 11 games for the Tigers and totaled five tackles ... Recorded his first collegiate sack in the team's blowout victory over Purdue in the Cheez-It Citrus Bowl ... Recorded a tackle vs. Auburn and Texas A&M ... Added a tackle and a forced fumble vs. Southern. 2021: Appeared in seven games as a true freshman ... Saw extended time in the 2022 Texas Bowl when he recorded four tackles (three solo) vs. Kansas State ... Chose LSU over offers from Alabama, Michigan, Florida State, Georgia, Oklahoma and Notre Dame, among many others. **HIGH SCHOOL:** A 2021 graduate of Hapeville Charter Academy in the Atlanta area ... One of the best at his position in the state of Georgia as a senior under coach Winston Gordon ... Ranked as the No. 19 overall prospect in the state of Georgia by 247Sports... Listed as four-star outside linebacker by both 247Sports and Rivals ... Rated No.15 at his position by 247Sports and Rivals... Accumulated a total of 74 total tackles, including 57 solo, and seven sacks as a senior ... Earned Sports Illustrated All-America recognition. **PERSONAL:** Xavier King Carter was born in Atlanta ... The son of Yomekia and Kevin Carter ... Majoring in urban studies.

CARTER'S DEFENSIVE STATS

YEAR	GP-GS	UT	AT	TT	TFL	SCK	INT	PBU	FF	FR
2022*	11-0	4	1	5	1-12	1-12	0-0	1	1	0-0
2021*	7-0	3	1	4	1-2	0-0	0-0	0	0	0-0
TOTAL	18-0	7	2	9	2-17	1-12	0-0	1	1	0-0

*AT LSU



32 JOJO CLAIBORNE

DB • 5-11 • 185 • SENIOR (TR)

**LAS VEGAS, NV
BISHOP GORMAN UNR**

UNLV: A former starting DB at arch-rival UNR who returned to his hometown to attend graduate school and pursue a degree in cybersecurity ... Walked on to the Rebels as a

Super Senior this fall after missing last season with the Wolf Pack because of injury. **UNR:** Spent five years at the Mountain West school. 2022: Suffered a season-ending injury during summer workouts. 2021: Saw playing time in 12 games, making 61 tackles (44 solo) and five pass breakups ... Made season-high eight tackles at Cal ... Posted five tackles in Quick Lane Bowl against Western Michigan ... Grabbed the first interception of his career on Oct. 29 against UNLV to help the Wolf Pack win the Fremont Cannon. 2020: Played in four games, making 22 tackles (12 solo) ... Made a season-high eight tackles (six solo) at UNLV ... Had seven tackles against New Mexico. 2019: Appeared in all 13 contests ... Recorded five tackles on the year ... Earned Academic All-MW honors. 2018: Played in 11 games for the Wolf Pack as a true freshman, mostly on special teams ... Member of UNR's 2018 Arizona Bowl victory team ... Earned Academic All-MW honors. **HIGH SCHOOL:** A 2018 graduate of Las Vegas powerhouse program Bishop Gorman HS ... A member of back-to-back state championships. **PERSONAL:** JoJuan "JoJo" Claiborne is the son of Juan and John Claiborne ... Earned his bachelor's degree in public health at UNR.

CLAIBORNE'S DEFENSIVE STATS

YEAR	GP	UT	AT	TT	TFL	SCK	INT	PBU	FF	FR
2022*	DID NOT PLAY - INJURY									
2021*	12	44	15	59	0.5-3	0-0	1-6	0	0	0-0
2020*	4	12	10	22	0-0	0-0	0-0	0	0	0-0
2019*	13	3	2	5	0-0	0-0	0-0	0	0	0-0
2018*	11	0	0	0	0-0	0-0	0-0	0	0	0-0
TOTAL	40	59	27	86	0.5-3	0-0	1-6	0	0	0-0

*AT UNR



8 TIMOTHY CONERLY

WR • 5-9 • 160 • JUNIOR (TR)

**NEW ORLEANS, LA
WRIGHT CHARTER/LAMAR/FRESNO CC**

UNLV: A super-speedy portal addition who will look to earn time in the receiver rotation this fall ... Nicknamed "Flash." **JUNIOR COLLEGE:** Spent two seasons at Fresno City College.

2022: Played in 11 games and finished with 42 receptions for 759 yards (18.0 YPC) and six touchdowns for the Rams as a sophomore. 2021: Transferred to FCC and appeared in 11 games as a redshirt freshman ... Caught 23 passes for 445 yards and six touchdowns. **LAMAR:** Redshirted his one season at the FCS school located in Beaumont, TX. **HIGH SCHOOL:** A 2020 graduate of Sophie B. Wright Charter School in New Orleans ... Played both WR and DB for the Warriors ... A member of the 2018 9-3A District Champions. **PERSONAL:** Timothy Darrell Conerly Jr. was born in New Orleans ... The son of Rochelle Jordan and Timothy Conerly Sr. ... Has an older sister, Sharday Jourdan, a younger brother, Tyree Conerly, and a younger sister, Donee Smith ... Majoring in urban studies.



99 KEITH CONLEY JR.

DL • 6-2 • 255 • SENIOR (SQ)

LOS ANGELES, CA
CATHEDRAL HS/CERRITOS COLLEGE

UNLV: A former JC transfer linebacker who will look to earn his first playing time this fall ... Joined his Cerritos teammate BJ Harris in UNLV's 2022 recruiting class. 2022:

Redshirted season after joining Rebel program. JUNIOR COLLEGE: Played his sophomore season at Cerritos College after transferring. 2021: Named First Team All-Northern Central League ... Had 39 total tackles and led the team with nine quarterback sacks and 11 quarterback hurries ... Posted at least one sack in seven games, while recording two sacks and 2.5 tackles for loss against his former JC. Spent two years at El Camino College. 2020: Season canceled. 2019: Second among defensive linemen with 33 tackles, while adding six TFL and three quarterback sacks ... Also forced two fumbles and blocked a kick ... Recorded a season-high 11 tackles against Cerritos and forced a fumble. HIGH SCHOOL: A 2019 graduate of Cathedral HS in Los Angeles ... Named the Angelus League Most Valuable Player as a senior and was a two-time First Team All-League selection ... Recorded 38 tackles and eight sacks his senior season after finishing with 22 tackles and three sacks his junior year. PERSONAL: Keith Conley Jr. was born in Los Angeles ... The son of Keith Sr. and Angel Conley ... Has three older siblings: Lauren, Kayla and Game ... Father, Keith, played football at Sonoma State ... Majoring in urban studies.



93 LUCAS CONTI

DL • 6-5 • 310 • FRESHMAN (HS)

CORONA, CA
CENTENNIAL HS

UNLV: A highly recruited defensive lineman who was a three-star prospect by 247Sports, On3 and ESPN ... Listed as the No. 82 overall recruit in the state of California and No. 75 DL

in the nation according to 247Sports and the No. 85 player at his position in the country by ESPN ... Chose the Rebels over offers from Arizona, Arizona State, Washington State and Minnesota. HIGH SCHOOL: A 2023 graduate of Centennial HS ... Lettered under coach Matt Logan and helped the Huskies finish 9-2 as a senior, including 5-0 in league play ... Totaled four sacks and two blocked field goals in fall 2022 ... During his junior season, led the team with seven sacks and was third in tackles with 56. PERSONAL: Lucas Edward Conti was born in Corona, CA ... The son of Kathy Conti.



35 ANTHONY COSTANZO

DB • 6-3 • 210 • FRESHMAN (RS)

MIAMI, FL
PALMER RIDGE HS

UNLV: A former highly rated recruit who looks to earn his first playing time this fall. 2022: Redshirted season after joining Rebel program ... Rated a three-star prospect by

247Sports, Rivals and ESPN ... Ranked the No. 7 overall prospect in the state of Colorado by ESPN and No. 9 by 247Sports ... Listed as the No. 104 overall athlete prospect in the nation by ESPN and No. 102 by 247Sports ... Chose the Rebels over offers from Colorado, Boston College and Colorado State. HIGH SCHOOL: A 2022 graduate of Palmer Ridge HS in Monument, CO ... A four-year letterwinner who helped the Bears to three straight state titles during his career ... Played both defensive back and wide receiver ... In 34 career games, recorded 95 tackles (71 solo), eight interceptions, seven pass breakups and one blocked field goal ... As a senior, tallied a career-high four interceptions and four pass breakups ... During his junior campaign in 2020-21, collected a career-high 41 tackles (28 solo) ... As a wide receiver, recorded 91 receptions for 1,702 receptions and 29 touchdowns over four seasons ... Set career highs in fall 2021 with 36 receptions for 582 yards and 12 touchdowns ... Also competed in track. PERSONAL: Anthony Alston Costanzo was born in Miami, FL ... The son of Suzette and Anthony Costanzo ... Has one older sister, Kayla



56 LEVI CURRIER

OL • 6-5 • 275 • JUNIOR (RS)

COVINA, CA
BISHOP AMAT HS/CITRUS COLLEGE

UNLV: The final addition of the 2022 recruiting class joined the Rebels during fall camp a year ago and will look to earn his first playing time this fall ... Can play both sides of the ball. 2022:

Redshirted season. JUNIOR COLLEGE: Spent two years at Citrus College located in Glendora, CA. 2021: Played at both left tackle and defensive end for the Owls of the Western State Conference. 2020: Season canceled because of the pandemic. HIGH SCHOOL: A 2020 graduate of Bishop Amat Memorial HS in La Puente, CA ... A two-year letterman for the historic LA-area program under coach Steve Hagerty ... Played offensive tackle for the Lancers ... Also competed in track and field, throwing the shot put and discus as a prepster. PERSONAL: Levi Jacob Currier was born in Covina, CA ... The son of Celina Currier ... Majoring in marketing.





5 VINCENT DAVIS JR.

RB • 5-9 • 180 • SENIOR (TR)

**FORT LAUDERDALE, FL
CARDINAL GIBBONS HS/PITTSBURGH**

UNLV: A veteran, former starting running back in the ACC who looks to earn immediate playing time after joining the Rebels during the summer after having graduated from Pitt

... One of two former Panthers to transfer to UNLV in time for this season along with receiver Gavin Thomson. **PITTSBURGH:** Spent four seasons at the ACC school. **2022:** Played in all 13 games, starting one at Western Michigan ... Rushed for 274 yards and a touchdown on 52 carries (5.3 avg.) ... Also had 12 catches for 106 yards ... Averaged 15.5 yards on two kickoff returns ... Averaged 7.0 yards on two punt returns. **2021:** Played in all 14 games, starting six ... Rushed for 593 yards and four touchdowns on 142 carries (4.2 avg.) ... Added 23 receptions for 125 yards ... Rushed for a season-high 100 yards on 12 carries against Virginia ... Netted 79 yards on 13 carries at Syracuse. **2020:** Played in all 11 games, starting nine ... Rushed for a team-high 632 yards on 143 carries ... Ranked second with six rushing touchdowns ... Pitt's leading receiver out of the backfield with 24 catches for 154 yards and a TD ... Sparked Pitt's season-ending 34-20 win at Georgia Tech by rushing for 247 yards and a touchdown on 25 carries (9.9 avg.) ... Yardage and carries were both career highs ... His TD against the Yellow Jackets was a 38-yard burst that sealed the victory with two minutes remaining ... Also had a career-best 74-yard run at Georgia Tech ... Davis' 247 rushing yards were the most by a Pitt player since 2017 ... Also posted the most rushing yards in a game by a Pitt sophomore since 2014 ... Had 66 yards on 17 carries against Syracuse ... Netted 53 yards and a TD on nine carries against Virginia Tech ... Also had a personal-best 41 receiving yards on five catches (8.2 avg.) against the Hokies. **2019:** Made immediate contributions as a true freshman, playing in 11 contests ... Logged 61 carries for 314 yards (5.1 avg.) and a team-high five rushing touchdowns ... Also had 28 yards on five receptions ... Posted season highs in rushing yards (69) and carries (15) in Pitt's 34-30 Quick Lane Bowl victory over Eastern Michigan ... Had an eight-yard TD run in the EMU win ... Posted 67 yards on six carries (11.2 avg.) at Georgia Tech ... Had 50 yards and a TD on 12 carries against Ohio. **HIGH SCHOOL:** A 2019 graduate of Cardinal Gibbons HS ... Rushed for more than 1,000 yards as a senior in leading the Chiefs to the first state championship in school history ... Ran for 1,107 yards and 13 touchdowns on 212 carries to help the Coach Matt DuBuc's squad to a 13-2 mark and the Florida Class 5A title ... Rushed for 2,049 yards and 24 TDs over his junior and senior seasons ... Rated the nation's No. 32 running back and Florida's No. 78 overall prospect by Rivals. **PERSONAL:** Vincent Kip Davis Jr. is the son of Marcie Blackmon and Vincent Davis Sr. ... Has two brothers and two sisters ... Majoring in communication studies.

DAVIS' RUSHING STATS

YEAR	GP-GS	ATT	YDS	AVG	TD	LG
2022*	13-1	52	274	5.3	1	21
2021*	14-6	142	593	4.2	4	26
2020*	11-9	143	632	4.4	6	74
2019*	11-0	61	314	5.1	5	61
TOTAL	49-16	398	1,813	4.6	16	74

DAVIS' RECEIVING STATS

YEAR	GP-GS	REC	YDS	AVG	TD	LG
2022*	13-1	12	106	8.8	0	22
2021*	14-6	23	125	5.4	1	14
2020*	11-9	24	154	6.4	0	19
2019*	11-0	5	28	5.6	0	28
TOTAL	49-16	64	413	6.5	1	28

DAVIS' KICKOFF RETURN STATS

YEAR	GP-GS	RET	YDS	AVG	TD	LG
2022*	13-1	2	31	15.5	0	17
2021*	14-6	3	76	25.3	0	48
2020*	11-9	1	20	20.0	0	20
2019*	11-0	1	13	13.0	0	13
TOTAL	49-16	7	140	20.0	0	48

*AT PITT



21 JACOB DE JESUS

WR • 5-7 • 175 • JUNIOR (TR)

**MANTECA, CA
MANTECA HS/MODESTO JC**

UNLV: A highly decorated and speedy target at receiver and kick returner who transferred in at midyear and competed in spring practice with the Rebels ... Member of the UNLV

Dean's Honor List in spring 2023. **JUNIOR COLLEGE:** Spent two seasons at Modesto JC in California and totaled 2,550 all-purpose yards for the Pirates. **2022:** A First Team JC Athletic Bureau CCCFCA All-American, First Team All-Region honoree and the Valley Conference Most Valuable Offensive Player as a sophomore ... Played a key role in MJC winning a share of the league championship and a berth to the Northern California Football Conference playoffs ... Grabbed 64 passes for 914 yards and five touchdowns while rushing 26 times for 117 yards and another score. **2021:** Named all-conference and All-Purpose Player of the Year as a freshman after posting 1,243 all-purpose yards. **HIGH SCHOOL:** A 2021 graduate of Manteca HS ... Lettered three times and led the Buffaloes to two Sac-Joaquin Section Championships during his sophomore and senior years ... The 2020 Valley Oak League MVP was named First Team Sac-Joaquin Section and First Team All-State as a WR ... Named 2019 Conference Offensive Player of the Year and a First Team Sac-Joaquin Section honoree ... Also named first team all-league in 2018 ... Finished his high school career with 5,095 all-purpose yards and scored 53 touchdowns ... Set single-season and career receiving records in his three years at Manteca ... As a senior, he finished with 1,139 yards and 16 touchdowns on 64 receptions to go with 631 rushing yards and seven scores. **PERSONAL:** Jacob Marcus De Jesus was born in Manteca, CA ... The son of Monica and Richard De Jesus ... Has two older siblings, Malia and Eddie ... He and fiancée Kirsten Lopez are the parents to a daughter, Amelia De Jesus, born August 2020 ... De Jesus famously proposed to Lopez immediately following the end of the UNLV spring game inside Allegiant Stadium in April ... Majoring in marketing.



97 NICK DIMITRIS

DL • 6-4 • 300 • SOPHOMORE (SQ)

WATTS, CA
SIERRA VISTA HS

UNLV: A former highly recruited defender who continues to look for his first playing time ... Hails from the same program as fellow-UNLV

player Anthony Rosas ... A member of the UNLV Dean's Honor List in fall 2021 ... Last name is pronounced "dim-ME-tris." 2022: Member of the squad but did not see time on the field. 2021: Redshirted season. **HIGH SCHOOL:** A 2021 graduate of Sierra Vista HS in Baldwin Park, CA ... The third-highest ranked Class of 2021 recruit in the Mountain West was a three-star defensive line prospect according to 247Sports, Rivals and ESPN ... The top DL recruit, No. 2 high school signee and No. 5 prospect overall to sign with UNLV since the rankings system started, according to 247Sports ... Chose UNLV over offers from Arizona, Arizona State, Auburn and Coastal Carolina ... Ranked the No. 33 weakside defensive end in the nation and the No. 45 prospect overall from the state of California ... Rated the No. 38 SDE in the nation and No. 40 recruit in the Golden State by 247 and the No. 65 overall DE in America by ESPN Played all positions along the defensive line for coach Matt Villaseñor ... During career, earned first team all-league and all-area honors ... Named to the MaxPreps All-State team and earned Rivals' MVP honors ... During this junior campaign in 2019, recorded 43 tackles, nine TFL, three sacks, one forced fumble and one fumble recovery in seven games played ... Also played basketball for the Dons. **PERSONAL:** Nick Jarod Dimitris was born in Los Angeles ... The son of Nina Michelle Winslow and Quentin Dimitris Sr. ... Has two siblings, Deshaun Dimitris and Saliyah Winslow ... Cousin Azeem Victor played for the University of Washington (2013-17) ... Majoring in criminal justice.



50 JALEN DIXON

DL • 6-1 • 265 • JUNIOR (2L)

SEATTLE, WA
O'DEA HS

UNLV: An emerging defensive end out of the Pacific Northwest who turned into a starter by the end of his sophomore season ... Listed

No. 1 at one DE spot after spring practice ... Named Preseason Fourth Team All-Mountain West by Phil Steele's ... A three-time member of the Academic All-Mountain West Team (2020-22) and a member of the UNLV Dean's Honor List in spring 2021 ... Also a 2021 MW Scholar-Athlete. 2022: Appeared in 11 games, including starting four of the final five games of the season ... Finished with 30 total tackles, including 6.5 TFL, which ranked third on the team ... Had his first career QB sack in the season-opening victory over Idaho State ... After recording a career-high seven total tackles vs. Air Force in Week Seven, he was inserted into the starting lineup ... Had six TT (four solo) in his first career start, which came at Notre Dame ... Had a breakout performance the following week at SDSU, posting six TT (five solo), 4.5 TFL and two sacks vs. the Aztecs ... Also started vs. Fresno State and at Hawai'i. 2021: Earned his first letter as a Rebel by appearing in 10 games ... Totaled eight tackles, including 1.5 quarterback sacks for a loss

of 11 yards. 2020: Redshirted season. **HIGH SCHOOL:** A 2020 graduate of O'Dea HS in Seattle ... Rated as a three-star prospect by both 247Sports and ESPN ... Ranked the No. 82 WDE recruit in the nation and No. 19 overall prospect from the state of Washington by 247Sports A three-year letterwinner under Monte Kohler ... Played multiple positions along the defensive line ... Helped the Fighting Irish to a 12-1 record and a state championship as a sophomore in 2017 ... Finished career as a two-time first team all-league defensive end ... As a senior in 2019, collected 56 tackles, a school-record 13 tackles-for-loss and five sacks ... During junior campaign in 2018, recorded a career-high 77 tackles, 12 TFL and five sacks ... Also wrestled for the Fighting Irish. **PERSONAL:** Jalen Quinn Dixon was born in Seattle, WA ... The son of Dana Dixon ... Majoring in criminal justice.

DIXON'S DEFENSIVE STATS

YEAR	GP-GS	UT	AT	TT	TFL	SCK	INT	PBU	FF	FR
2022	11-4	14	16	30	6.5-27	3-16	0-0	0	1	0-0
2021	10-0	4	4	8	1.5-11	1.5-11	0-0	0	0	0-0
TOTAL	21-4	18	20	38	8.0-38	4.5-270-0	0	1	1	0-0



87 CHRISTIAN EARLS

TE • 6-8 • 255 • SOPHOMORE (TR)

CHANDLER, AZ
BASHA HS/KILGORE COLLEGE

UNLV: A tall target at tight end who transferred in at midyear and competed in spring practice with the Rebels. **JUNIOR COLLEGE:** Played the 2022 season at Kilgore College in Texas as

part of the Southwest Junior College Football Conference ... Appeared in 11 games for the Rangers as a redshirt freshman ... Caught two passes for 48 yards, including one touchdown ... Redshirted his first season at Butler CC in Kansas. **HIGH SCHOOL:** A 2021 graduate of Basha HS in Chandler ... Played TE and DE for the Bears under coach Chris McDonald ... Missed his junior season because of injury. **PERSONAL:** Christian Michael Earls was born in Chandler, AZ ... The son of Tisha and Jay Earls ... Has a brother, Jason, and a sister, Bella ... Majoring in communication studies.





9 BO EDMUNDSON

QB • 6-3 • 190 • FRESHMAN (HS)

LAKE TRAVIS, TX
LAKE TRAVIS HS

UNLV: The only signal-caller in the UNLV Class of '23 was rated a three-star prospect by all four major recruiting sites ... Ranked the nation's No. 27 pocket-passer recruit by ESPN, No. 45 by 247Sports and 93 by On3 ... Hails from a storied prep program playing at the highest level of Texas football ... School has produced quarterbacks such as Baker Mayfield, Garrett Gilbert, Todd Reesing, Charlie Brewer and Hudson Card ... Formerly committed to Michigan State, he also collected offers from schools such as Purdue, Pitt, Penn State, Kansas, Houston, Kentucky, Oklahoma State and Utah. **HIGH SCHOOL:** A 2023 graduate of Lake Travis HS in Austin, TX ... Lettered three years for coach Hank Carter ... Led the Cavaliers to a third-place finish at 6A-D-I state during his junior year with a record of 12-3 ... A 2022 Built Ford Texas Tough Player of the Week ... Played in five games as a sophomore and earned Texas District 26-6A 2020 Offensive Newcomer of the Year ... Despite missing time because of injury, recorded 4,767 passing yards and 57 touchdowns during his high school career. **PERSONAL:** Bo Donald Edmundson was born in Fort Worth, TX ... The son of Debbie and Kevin Edmundson.



26 OSE EGBASE

DL • 6-4 • 250 • JUNIOR (1L)

ENCINO, CA
CRESPI HS

UNLV: A nice-sized defender who looks to earn more playing time at the end spot this fall ... Named to the 2020 Academic All-Mountain

West Team ... Name is pronounced "OH-say egg-BAH-say." **2022:** Earned his first letter as a Rebel by appearing in six games ... Totaled six tackles, including two in the season-ending victory over UNR. **2021:** Member of the squad who appeared in three total games ... Totaled three tackles, including one TFL. **2020:** Reshirted season by only appearing in the season finale at Hawai'i. **HIGH SCHOOL:** A 2020 graduate of Crespi Carmelite HS in Encino, CA ... A three-star prospect who was ranked the nation's No. 153 OLB recruit by 247Sports ... A two-year letterwinner under Dameon Porter ... Helped the Celts go 8-5 and make the state semifinals in 2019 ... As a senior, tallied 67 total tackles and 10.5 sacks, both career highs ... Earned first team all-league honors as a defensive end ... Finished career with 32 solo tackles, 42 assisted tackles and 7.0 TFL. **PERSONAL:** Efeose Andrew Egbase was born in Woodland Hills, CA ... The son of Ejeme Aire and Anthony Egbase ... Has one older sibling, Obehi ... Majoring in health care administration.

EGBASE'S DEFENSIVE STATS

YEAR	GP-GS	UT	AT	TT	TFL	SCK	INT	PBU	FF	FR
2022	6-0	2	2	4	0-0	0-0	0-0	0	0	0-0
2021	3-0	3	0	3	1-1	0-0	0-0	0	0	0-0
TOTAL	9-0	5	2	7	1-1	0-0	0-0	0	0	0-0



9 JETT ELAD

DB • 6-1 • 205 • JUNIOR (TR)

MISSISSAUGA, ONTARIO
SAINT IGNATIUS HS/OHIO/GARDEN CITY CC

A veteran CB with FBS experience who hails from the same JC as current Rebel standout defensive lineman Darius Johnson ... Last name is pronounced "E-lad" ... Enrolled at

UNLV in January and competed in spring practice with the Rebels ... Was born and raised outside of Toronto and is the first Rebel to list a hometown in Ontario, Canada, since Shaq Murray-Lawrence, who played running back in 2013-14 and is currently a member of Canada's national bobsleigh team after forging a career in the CFL. **JUNIOR COLLEGE:** Transferred from Ohio and played one season at Garden City CC in Kansas, which is a member of the Kansas Jayhawk CC Conference. **2022:** Appeared in 10 games and totaled 31 tackles for the Broncbusters ... Posted eight TT in a win over Independence JC. **OHIO:** Spent his first three years at the Mid-American Conference school located in Athens, OH. **2021:** Appeared in nine games at the safety spot for Ohio ... Totaled 35 tackles, including 2.5 TFL and added three pass breakups. **2020:** Played in all three games for the Bobcats ... Made 11 tackles, all solo, including a season-high five against Akron ... Led team with two interceptions for a total of 28 return yards, including 15 against Akron. **2019:** Did not play ... Redshirted. **HIGH SCHOOL:** A 2019 graduate of Saint Ignatius HS in Cleveland ... A three-star recruit according to 247Sports ... A two-time letterwinner for the Wildcats ... A First Team All-Ohio selection as a senior ... Finished his career with 106 tackles, 36 pass breakups, two interceptions, two forced fumbles and one touchdown. **PERSONAL:** Jett Elad was born and raised in Ontario, Canada ... Son of Wilfred and Fausta Elad ... Has an older brother, Stan, and an older sister, Vissy ... Majoring in urban studies.

ELAD'S DEFENSIVE STATS

YEAR	GP	UT	AT	TT	TFL	SCK	INT	PBU	FF	FR
2022	JUNIOR COLLEGE									
2021	JUNIOR COLLEGE									
2020*	3	11	0	11	0-0	0-0	2-28	2	0	0-0
2019*#2		0	0	0	0-0	0-0	0-0	0	0	0-0
TOTAL	5	11	0	11	0-0	0-0	2-28	2	0	0-0
*AT OHIO	#REDSHIRT SEASON									





58 JORDAN EUBANKS

LB • 6-2 • 225 • SOPHOMORE (1L)
DENTON, TX
GUYER HS/FLORIDA STATE

UNLV: An outside linebacker from Texas who transferred in from Florida State and looks to earn his first significant playing time this fall. 2022: Earned his first letter as a Rebel by appearing in three games (at USU, UNM, at SJSU) but did not record a stat ... Went through his first spring practice with the Rebels after transferring. **FLORIDA STATE:** Redshirted the 2021 season for the Seminoles of the ACC. **HIGH SCHOOL:** A 2021 graduate of Guyer HS ... The former three-star linebacker prospect by 247Sports was rated the nation's No. 41 outside linebacker and No. 94 overall prospect in the Lone Star State by 247Sports ... A three-year letterman who played five games as a senior, recording 40 tackles, one sack, three fumble recoveries, one forced fumble and one pass breakup while helping Wildcats secure district championship and advance to state playoffs ... A first team all-district selection after helping lead Guyer to 14-2 record and 6A D-II state runner-up finish in 2019 with 63 tackles, including 4.0 for loss with one sack, two forced fumbles, two fumble recoveries, two interceptions, one pass breakup and one blocked punt ... Appeared in 11 games his sophomore season and made 14 tackles as Guyer advanced to the second round of state playoffs. **PERSONAL:** Jordan Jakarri Eubanks was born in Miami, FL ... The son of Sterling and Carolyn Eubanks ... Has six siblings: Sterling Jr., Sterling III, Diondra, Alexis, Parker and Javae ... His grandfather played quarterback at Xavier and in the Canadian Football League ... Majoring in multidisciplinary studies.



6 NAKI FAHINA

DL • 6-0 • 300 • SENIOR (3L)
HAWTHORNE, CA
LAWNDALE HS

UNLV: A senior team leader who looks to make a successful return to the field after losing a season because of injury ... Chosen to represent the Rebel defense at the annual Mountain West Media Days in July ... Spent spring practice continuing to rehab from injury ... Named Academic All-Mountain West in 2021 and '22 and to the UNLV Dean's Honor List in spring 2021, fall 2021, fall 2022 and spring 2023 ... Earned his bachelor's degree in urban studies in May 2023 ... Name is pronounced "NAH-kee fah-EE-nah." 2022: The squad's starting nose tackle suffered an injury during the season-opening game and did not return ... Had four tackles, including a QB sack, in the half of football he played in the victory over Idaho State. 2021: Played in 10 games with five starts along the line ... Finished with a career-high 18 total tackles, including 3.0 TFL and a forced fumble. 2020: Played in five games and recorded a career-high six total tackles, including one TFL ... Made his first UNLV start at DE vs. Wyoming. 2019: Earned his first letter as a Rebel by appearing in seven games as a true freshman ... Totaled five tackles playing on defense

and special teams. **HIGH SCHOOL:** A 2019 graduate of Lawndale HS ... A three-year letterwinner under coach Travis Clark ... Helped the Cardinals to a 34-8 mark over his three seasons on varsity, capturing the league championship three times ... During senior season in 2018, the Cardinals went 14-2, winning the league, district, regional and state championships for Division 2A ... Had a stellar senior campaign, finishing with 149 tackles, 34 TFL, 20 sacks, three forced fumbles, two blocked field goals and a defensive touchdown ... Named the 2018 Ocean League Most Valuable Player and was a 2018 CalHi Sports All-State selection ... A three-time all-league performer and named the Ocean League's Defensive Player of the Year as a junior in 2017 after recording 89 tackles, 22 TFL and 12 sacks ... Also played long snapper, punter and fullback for the Cardinals ... Also a wrestler in high school, winning a league championship in 2017 at 220 lbs ... Three-year letterwinner in track and field, winning league championships in shot put and discus in 2018. **PERSONAL:** Amanaki Lelei Fahina was born in Mesa, AZ ... The son of Susitina Fahina-Stephenson and Cameron Ngaue-Stephenson ... Has four brothers, Siale, Timothy, Ian and Nua; and two sisters, Ema and Moala ... Father Cameron played defensive tackle and offensive guard at Rutgers and was selected in the fifth round of 2007 NFL Draft by the Pittsburgh Steelers ... Cousin Pasi Fahina played defensive tackle at Azusa Pacific ... Cousin Suli Faletuipapai played defensive end at Fresno State ... Majoring in urban studies.

YEAR	GP-GS	UT	AT	TT	TFL	SCK	INT	PBU	FF	FR
2022	1-1	1	3	4	1.0-5	1-5	0-0	0	0	0-0
2021	10-5	8	10	18	3.0-7	0-0	0-0	1	1	0-0
2020	5-1	4	2	6	1.0-1	0-0	0-0	0	0	0-0
2019	7-0	2	3	5	0.5-1	0-0	0-0	0	0	0-0
TOTAL	23-7	15	18	33	5.5-14	1-5	0-0	1	1	0-0





43 JALEN FRAZIER

DB • 5-10 • 185 • SENIOR (TR)

**CHARLOTTE, NC
HOUGH HS/NORTH CAROLINA STATE**

UNLV: One of seven FBS transfer portal additions in the Class of '23 who took part in spring practice with the Rebels. **NCSU:** Spent two seasons at the ACC school located in Raleigh. 2022: Appeared in 10 games for the Wolfpack, including the Duke's Mayo Bowl vs. Maryland in late December. 2021: Did not see action. 2020: Did not play as he rehabbed from an injury. 2019: Redshirted but saw action in two contests on special teams ... Signed with the Wolfpack after being ranked the No. 36 recruit in North Carolina and the No. 85 cornerback nationally by Rivals.com and the No. 37 recruit in North Carolina and No. 71 cornerback nationally by 247Sports. **HIGH SCHOOL:** A 2019 graduate of Hough HS ... Played cornerback and receiver for coach Mathew Jenkins ... Posted 53 tackles and five tackles-for-loss ... Also pulled down two INTs as team advanced to the NC 4AA state quarterfinals and finished 11-3 ... As a junior posted 98 tackles and one interception ... Played his first two seasons at Denver (NC) East Lincoln HS. **PERSONAL:** Majoring in administration.

FRAZIER'S DEFENSIVE STATS

YEAR	GP-GS	UT	AT	TT	TFL	SCK	INT	PBU	FF	FR
2022*	10-0	0	1	1	0-0	0-0	1-2	0	0	0-0
2021*	1-0	0	0	0	0-0	0-0	0-0	0	0	0-0
2020*	DID NOT PLAY - INJURED									
2019*#	2-0	0	0	0	0-0	0-0	0-0	0	0	0-0
TOTAL 13-0	0	1	1	1	0-0	0-0	1-2	0	0	0-0

*AT NCSU #REDSHIRT SEASON



7 CAMERON FRIEL

QB • 6-3 • 230 • JUNIOR (2L)

**KANEHOE, HI
KAILUA HS**

UNLV: The former Mountain West Freshman of the Year returns as a true junior this fall as an experienced quarterback with 10 career starts behind center ... Heads into the fall ranked No. 1 in school history for pass completion percentage at 63.2 ... Named to the 2021 Academic All-Mountain West Team and a member of the UNLV Dean's Honor List in spring 2021 and spring 2023 ... Last name is pronounced "FREEL." 2022: Made four appearances, including starting two games ... Finished second on the team with 364 yards passing and three touchdowns with just one interception ... Came off the bench in the season-opening victory over Idaho State to complete both of his attempts, including a 14-yard scoring throw to Zyll Griffin ... Replaced an injured Doug Brumfield at San Jose State, completing 15-of-22 attempts for 153 yards and a TD ... Started the following week vs. Air Force, completing 8-of-10 attempts for 108 yards and one TD ... Final appearance was a start at Notre Dame in Week Eight. 2021: Earned his first letter as a Rebel by playing in

nine games, including starting eight ... Became UNLV's eighth conference freshman of the year winner, including quarterbacks Armani Rogers in 2017 and Jon Denton in 1996 (when the Rebels were members of the WAC) ... Led the team with 1,608 yards and six touchdowns through the air after completing 141-of-226 passing attempts ... Broke the school record for completion percentage in a season by a freshman with a 62.4 clip, which also tied Hall of Famer Randall Cunningham (1984) for third overall by any Rebel ... Pressed into action as a true freshman in Game Three, starting vs. Iowa State ... Completed 8-of-13 attempts for 167 yards vs. the No. 14 Cyclones ... Came off the bench in relief of Doug Brumfield one week later at Fresno State and completed 9-of-15 throws for 138 yards ... Started the next seven games before being knocked out for the remainder of the season in Game 11 vs. San Diego State ... In Game Five, his 307 yards on 25 completions at undefeated UTSA marked the most yards thrown by a UNLV QB since 2018 and the most ever thrown in one game by a true freshman for the Rebels ... Completed 27-of-41 attempts for 283 yards and two scores at UNR in Game Eight ... Named the MW Freshman of the Week on November 8 after leading his team to a win at New Mexico in Game Nine ... Completed 20-of-33 attempts for 227 yards and two TDs vs. the Lobos ... Nationally among all freshmen, Friel's season completion percentage ranked fourth while his mark of 178.7 yards per game stood seventh ... A December 2020 graduate who enrolled at UNLV in January and competed in spring practice with the Rebels. **HIGH SCHOOL:** Spent first two seasons at St. Louis HS in Honolulu before transferring to Kailua HS for his junior and senior seasons where he was a two-year letterwinner under coach Joseph Hau'oli ... The Class of 2021's only signal-caller was rated as a three-star prospect and the nation's No. 43 Pro-Style quarterback recruit by 247Sports; No. 24 Dual-Threat QB and No. 6 overall prospect from Hawai'i by Rivals; and the No. 70 Pocket Passer by ESPN. Finished career at Kailua with 22 touchdowns and over 1,700 yards ... Also played basketball, helping the Surf Riders reach the state playoffs. **PERSONAL:** Cameron Kamalani Friel was born in Honolulu ... The son of Joey Milinanea Friel and William Makanui Friel III ... Has six older siblings, Colson, Corey, Calen, Ctiare, Sydnee and Shayden and three younger siblings, Kalei, Keahi and Makanui ... Older brother Calen played football at the University of Hawai'i, cousin Kala Friel played at Utah and cousin Kaneakua Friel played at BYU ... Majoring in criminal justice.

FRIEL'S PASSING STATS

YEAR	GP-GS	COMP	ATT	YDS	PCT	TD	INT	LG
2022	4-2	33	49	364	67.3	3	1	38
2021	9-8	141	226	1,608	62.4	6	11	75
TOTAL 13-10	174	275	1,972	63.2	9	12	75	

FRIEL'S RUSHING STATS

YEAR	GP-GS	ATT	YDS	AVG	TD	LG
2022	4-2	12	-68	-5.7	0	4
2021	9-8	46	-74	-1.6	0	15
TOTAL 13-10	58	-142	-2.4	0	15	





80 DOMINIC GICINTO

WR • 5-9 • 185 • SENIOR (TR)
KANSAS CITY, MO
RAYTOWN HS/MISSOURI/NMSU

A summer portal addition to the roster who will play for his third FBS program as a receiver for the Rebels this fall ... Name is pronounced "ja-SIN-toe." **NEW MEXICO STATE:** Spent

two years with the Aggies in Las Cruces. 2022: Appeared in the first two games of the season, getting one reception in each. 2021: Saw action in two games, catching nine passes for 95 yards and a touchdown, before suffering a season-ending injury ... Hauled in a career-high seven receptions for 64 yards at San Diego State, including a score, in his one start as a junior ... Averaged 10.6 yards per catch and 47.5 all-purpose yards. **MISSOURI:** Played his first three years at the SEC school where he was recruited to Columbia by then-head coach Barry Odom. 2020: Appeared in four games and caught four passes for 52 yards. 2019: Played in 11 games as a true sophomore and hauled in four catches for 61 yards, averaging 15.2 yards per catch ... In Mizzou's 38-27 Homecoming win over Ole Miss, he posted his first catch of the season, a 26-yard strike that led to a Mizzou score ... Had one catch in three consecutive games against Kentucky for 17 yards, at Georgia for six yards and against Florida for 12 yards (11/16). 2018: Became a primary figure down the stretch of his true freshman season as a slot receiver, and ended sixth on the team with 15 receptions that went for 171 yards and two touchdowns ... Caught a pair of passes for 30 yards and a touchdown in Mizzou's Liberty Bowl game against Oklahoma State ... Saw his role expand in the second half of the season, and had his biggest output against Vanderbilt, when he caught four passes for 81 yards ... The next week at Tennessee, grabbed an eight-yard touchdown ... Also returned a pair of punts during the season ... Enrolled at Mizzou in January of 2018 and took part in spring camp. **HIGH SCHOOL:** A December 2017 graduate of Raytown HS in Missouri ... Caught 85 passes for 1,341 yards as a senior, scoring 10 times ... Posted 31 catches for 554 yards and eight scores as a junior ... Was Raytown's punt return specialist and also lined up at safety ... Finalist for the Otis Taylor Award, which honors the top wide receiver in the Kansas City metropolitan area ... Three-star wideout prospect by 247Sports ... High school coach was Logan Minnick. **PERSONAL:** Dominic Ross Gicinto was born in Kansas City, MO ... The son of Anita Gacinto.

GICINTO'S RECEIVING STATS

YEAR	GP-GS	REC	YDS	AVG	TD	LG
2022#	2-0	2	16	8.0	0	9
2021#	2-0	9	95	10.6	1	25
2020*	4-0	4	52	11.4	0	22
2019*	10-0	4	61	15.2	0	26
2018*	12-0	15	171	11.4	2	42
TOTAL	30-0	34	395	11.6	3	42
#AT NMSU		*AT MISSOURI				



55 MATTHEW GREENE

DL • 6-5 • 255 • FRESHMAN (HS)
CENTENNIAL, CO
ARAPAHOE HS

UNLV: A big presence up front who can play on either side of the ball but will line up on the defensive line for the Rebels this fall. **HIGH SCHOOL:** A 2023 graduate of Arapahoe HS

... Played his senior year for coach Tyler Brayton ... Earned First Team 5A All-State as an OL in 2022 ... Helped the Warriors to a 4-1 league mark and No. 15 final state ranking by MaxPreps in his final season ... Also competed in basketball and lacrosse. **PERSONAL:** Matthew John Greene was born in Huntington Beach, CA ... The son of John and Nicole Greene ... Has a brother, Michael.



3 ZYELL GRIFFIN

WR • 6-2 • 200 • SENIOR (3L)
VANCOUVER, WA
EVERGREEN HS

UNLV: An experienced receiver who is known for long plays as he comes into the fall averaging an eye-popping 19.1 yards per reception during his career ... Named

to the 2020 and '21 Academic All-Mountain West Teams ... First name is pronounced "ZY-ell." 2022: Made two appearances, grabbing two passes for 23 yards ... Caught a 14-yard touchdown in the season-opening win over Idaho State ... Also played vs. SJSU. 2021: Played in nine games, including making four starts ... Finished fourth on the team with 223 receiving yards on just 11 catches ... Caught his first collegiate touchdown on a nine-yard pass thrown by Justin Rogers at undefeated UTSA in Game Five ... Hauled in a pass from Rogers and sprinted 43 yards for a go-ahead TD vs. San Diego State in Game 11 and then added a 55-yard catch in the season finale at Air Force. 2020: Earned his first letter as a Rebel by playing in five of six games ... Led the team in yards-per-reception as a rookie with a 19.7 average ... Started three times, including his first collegiate start in Game Four at San Jose State ... Caught six passes on the year and ranked third on the team with 118 yards ... Hauled in a season-best three passes for 68 yards vs. the Spartans, including a team-season-long 53-yarder thrown by Justin Rogers. **HIGH SCHOOL:** A 2020 graduate of Evergreen HS in Vancouver, WA ... Rated as a three-star prospect by 247Sports ... A three-year letterwinner under Christian Swain ... Played wide receiver, running back and punter for the Plainsmen ... Finished career with 45 receptions, 13 touchdowns and 1,200 yards ... Caught 17 passes for 419 yards and six touchdowns as a senior in 2019, averaging 24.6 yards per catch ... Also competed in track and field for EHS. **PERSONAL:** Zyell Ja'Juan Griffin was born in Vancouver ... The son of Latasha Turner and Lester Griffin ... Has one younger sister, Zatera ... Majoring in multidisciplinary studies.

GRIFFIN'S RECEIVING STATS

YEAR	GP-GS	REC	YDS	AVG	TD	LG
2022	2-0	2	23	11.5	1	14
2021	9-4	11	223	20.3	2	55
2020	5-3	6	118	19.7	0	53
TOTAL	16-7	19	364	19.1	3	55



14 JAH'VON GRIGBSY

DB • 5-11 • 195 • SOPHOMORE (TR)
BATON ROUGE, LA
SCOTLANDVILLE MAGNET/PURDUE

UNLV: A summer portal addition to the Rebel secondary from the Big Ten Conference. **PURDUE:** Spent two years at the Big Ten school located in West Lafayette, IN ... Chose

the Boilermakers over more than a dozen other FBS offers, including Michigan State, Auburn, Miami and Indiana. **2022:** Played in eight games and finished with seven total tackles ... Had a solo tackle at Maryland and two more vs. Nebraska the following week ... Added four total tackles in his team's appearance vs. LSU in the Cheez-It Citrus Bowl. **2021:** Redshirted season. **HIGH SCHOOL:** A 2021 graduate of Scotlandville Magnet School in Baton Rouge, LA ... A three-star recruit according to 247Sports and Rivals ... The No. 55-ranked safety and No. 20-ranked recruit overall in Louisiana by 247Sports ... Helped Scotlandville to a 6-1 record in 2020 and a second-round appearance in the Louisiana Non-Select Prep Classic. **PERSONAL:** Majoring in communication studies.

GRIGBSY'S DEFENSIVE STATS

YEAR	GP-GS	UT	AT	TT	TFL	SCK	INT	PBU	FF	FR
2022*	8-0	8	0	8	0-0	0-0	0-0	0	0	0-0
2021*	DID NOT PLAY - REDSHIRT SEASON									

*AT PURDUE




24 ISAIAH HACKETT

DB • 5-11 • 185 • JUNIOR (TR)
WARREN, OH
YOUNGSTOWN EAST HS/LACKAWANNA/INDEPENDENCE CC

UNLV: One of two defensive back portal additions this season from Independence Community College along with Thomas

Anderson ... Chose the Rebels over offers that included Utah State, Hawai'i and Ohio. **JUNIOR COLLEGE:** Spent one season at Indy, which is located in Kansas and the previous two years at Lackawanna College located in Scranton, PA. **HIGH SCHOOL:** A 2020 graduate of Youngstown East HS in Ohio ... A three-star recruit who received multiple FBS offers coming out of high school as an Athlete according to 247Sports ... Previously attended Warren G. Harding HS. **PERSONAL:** Isaiah Samuel Hackett was born in Youngstown ... The son of Nichol Thomas ... Majoring in urban studies.



52 JORDAN HANNA

LB • 6-2 • 215 • SOPHOMORE (TR)
GREENWOOD, AR
GREENWOOD HS/ARKANSAS

UNLV: A summer portal addition from the SEC who will look to earn time in the Rebel linebacker rotation this fall ... Reunites with his former position coach, first-year UNLV

DC Mike Scherer, as well as fellow former Hog LB Jackson Woodard. **ARKANSAS:** Did not appear in any games at the SEC school located in Fayetteville ... A three-star prospect according to 247Sports ... A preferred walk-on who picked the Razorbacks over Southern Miss and Austin Peay. **HIGH SCHOOL:** A 2021 graduate of Greenwood HS ... As a senior, totaled 118 tackles, 16 TFL, nine sacks, one fumble recovery and one forced fumble for the Class 6A state champion Bulldogs ... Logged a season-high 18 tackles against Searcy HS ... Totaled a season-high three TFL against Siloam Springs HS ... Helped Greenwood to a 10-2 record and the Arkansas 6A state semifinals as a junior. **PERSONAL:** Was teammates with his brother, DL Morgan Hanna, at Arkansas ... Majoring in criminal justice.



59 WALKER HARDAN

LS • 6-1 • 235 • SENIOR (2L)
BOTHELL, WA
BOTHELL HS

UNLV: A veteran long snapper who will compete for the starting job again this fall ... Named to the 2020 and '22 Academic All-

Mountain West Team and a three-time MW Scholar-Athlete (2021-23) ... A four-time member of the UNLV Dean's Honor List. **2022:** Appeared in 11 of 12 games on special teams serving primarily as the LS on punts. **2021:** Earned his first collegiate playing time by taking over for an injured Rex Goossen in Game Nine vs. New Mexico and then ably performing as the team's long snapper the remainder of the season. **2020:** Member of the squad but did not play. **2019:** Redshirted season after walking on to the program. **HIGH SCHOOL:** A 2019 graduate of Bothell HS in Washington ... A two-year letterwinner under coach Tom Bainter ... Played center, defensive end and long snapper, helping the Cougars go 8-3 during his junior year in 2017 and 9-3 during his senior season in 2018 ... Named a KingCo 4A First Team center as a senior in 2018 ... Also a four-year letterwinner in wrestling and two-year letterwinner in track and field, competing in the shot put, discus and javelin. **PERSONAL:** Walker James Hardan was born in Edmonds, WA ... The son of Casey and Kymberly Hardan ... Has one younger sibling, Addison ... Majoring in marketing.



27 BJ HARRIS

DB • 5-10 • 170 • SENIOR (1L)
BELLFLOWER, CA
BELLFLOWER HS/CERRITOS COLLEGE

UNLV: A speedy defensive back who returns after missing the majority of last season because of injury ... A former JC transfer who was one of two additions from Cerritos, along

with LB Keith Conley Jr. **2022:** Earned his first letter as a Rebel by playing in the final five games, including starting vs. San Diego State and UNR ... Finished with 17 total tackles, including three TFL ... Made his Rebel debut in Week Eight at Notre Dame and made five solo tackles vs. the Irish ... His one tackle at SDSU went for a seven-yard loss ... Best game came in the season-ending win over UNR when he posted six TT, two TFL, one QB sack, one pass breakup and his first FBS interception, which he returned for five yards. **JUNIOR COLLEGE:** Spent three years at Cerritos College located in Norwalk, CA. **2021:** Named First Team All-Northern Central League in two positions as a sophomore – at cornerback and a unanimous pick as a kick returner ... Totaled 45 tackles, including four TFL, a team-high three interceptions, seven pass breakups, two forced fumbles and a fumble recovery ... His 18 returns went for 532 yards (29.6 average) with a long of 70 yards. **2020:** Season canceled. **2019:** A starter in the secondary and recorded 27 tackles on the season with three TFL, a forced fumble, an interception, pass breakup and shared in a quarterback sack ... Posted a season-high seven tackles against Palomar College and had five stops against both Mt. San Antonio College and College of the Desert, which also included an interception and pass breakup **HIGH SCHOOL:** A 2019 graduate of Bellflower HS ... Named First Team All-Suburban League and his team's Most Valuable Player as a senior ... While playing on offense, he rushed for 369 yards and added 469 receiving yards ... Voted team's Special Teams Player of the Year his junior year, while on defense he recorded 47 tackles. **PERSONAL:** Bijon "BJ" Harris was born in Downey, CA ... The son of James Harris and Latesha Pruitt ... Has one sibling, Davon ... Majoring in communication studies.

HARRIS' DEFENSIVE STATS

YEAR	GP-GS	UT	AT	TT	TFL	SCK	INT	PBU	FF	FR
2022	5-2	13	4	17	3-12	1-1	1-5	1	0	0-0




83 COOPER HASWELL

TE • 6-3 • 205 • FRESHMAN (HS)
KENTFIELD, CA
MARIN CATHOLIC HS

UNLV: A nice-sized walk-on tight end who joined the program in the summer. **HIGH SCHOOL:** A 2023 graduate of Marin Catholic

HS ... Helped the Wildcats to a 13-1 record as a senior, including a spot in the Nor Cal 2A championship game ... During his junior year, MCHS won its first state title and finished 14-1 overall ... Also lettered in track and field. **PERSONAL:** Cooper Cuff Haswell was born in San Francisco ... The son of Lauren and Michael Haswell ... Has a younger sister, Chase.



65 JACK HASZ

OL • 6-4 • 295 • SENIOR (TR)

OMAHA, NE
**CREIGHTON PREP HS/IOWA WESTERN CC/
 BUFFALO**

UNLV: A talented, versatile, experienced addition from the transfer portal who will vie to take over the starting center position for

the Rebels as a senior ... Enrolled at UNLV in January and took part in his first spring practice as a Rebel ... Chose UNLV over offers from New Mexico, Bowling Green, Old Dominion and Middle Tennessee ... Last name is pronounced "HAHS." **BUFFALO:** Spent two seasons along the line for the Mid-American Conference school ... Saw action at center and guard. **2022:** Started all 12 regular-season games at center for the Bulls, who earned a trip to the Camelia Bowl ... Blocked for an offense that ranked in the top five in the conference in scoring offense (28.5), total offense (377.2) and passing offense (235.3). **2021:** Appeared in four games as a reserve offensive lineman as a junior ... Started at center in a game at Old Dominion. **JUNIOR COLLEGE:** Previously attended Iowa Western CC located in Council Bluffs ... Lined up as the Rebels starting center and helped them to a 7-1 record in the spring of 2021. **HIGH SCHOOL:** A 2019 graduate of Creighton Prep HS where he was a two-way standout who earned Honorable Mention All-State and All-Metro honors ... Also a standout wrestler for the Jr. Jays. **PERSONAL:** Jack Lawrence Hasz was born in Omaha ... The son of Roger and Julie Hasz ... Majoring in economics.



71 ED HAYNES

OL • 6-4 • 275 • FRESHMAN (HS)

HENDERSON, NV
LIBERTY HS

UNLV: A still-learning blocker from a powerhouse local prep program ... Moved to Nevada in 2021 from Monroe, LA ... Rated as a three-star prospect by 247Sports, Rivals,

On3 and ESPN ... The No. 11 recruit in the state of Nevada and the No. 99 offensive tackle in the nation according to 247Sports ... Rated No. 15 in the Silver State and 111 in the country by ESPN and No. 12 and No. 96, respectively, by On3 ... Chose the Rebels over offers from Arizona State, Oregon State, Hawai'i and Utah State. **HIGH SCHOOL:** A 2023 graduate of Liberty HS ... A two-year letterwinner under coach Rich Muraco ... Named First Team All-Southern Nevada and First Team All-Desert League while helping the Patriots win the Mountain League title during his final season. **PERSONAL:** Ed Haynes was born in Monroe, LA ... The son of Ed Haynes and Kilya and Sylvester Joseph ... Has two younger sisters, Parris and Londyn.



20 TRENTON HOLLOWAY

DB • 6-0 • 190 • SENIOR (1L)

FRESNO, CA
CLOVIS NORTH HS/CCSF

UNLV: An experienced, playmaking safety who looks for significant time in the defensive secondary this fall ... Rated a three-star junior

college prospect by 247Sports and ESPN ... Ranked the No. 11 junior college safety recruit in the nation and No. 20 overall junior college player out of California last year by 247Sports. **2022:** Earned his first letter as a Rebel by playing in 10 of 12 games, including starting the season-opener vs. Idaho State ... Finished with 18 total tackles (seven solo) ... Joined a trio of former City College of San Francisco teammates in Las Vegas as Fred Thompkins and Jeff Weimer signed with UNLV during the December early signing period and Bobby Navarro walked on to the squad. **JUNIOR COLLEGE:** Played two seasons at the powerhouse junior college, helping the Rams to a perfect 13-0 record and a CCCAA Championship. **2021:** Appeared in all 13 games at safety for the national champions ... His 44 tackles (25 solo) ranked fifth on the team ... Recorded one interception and returned it 48 yards ... Registered a team-high eight pass breakups. **2020:** Appeared in 11 games ... Tallied 56 tackles to go along with three interceptions. **PERSONAL:** Trenton Hunter Holloway was born in Clovis, CA ... The son of Verrtia and Nat Holloway ... Has an older brother, Zoe, and a younger sister, Tatum ... Father, Nat, played running back at San Diego State ... Majoring in criminal justice.

HOLLOWAY'S DEFENSIVE STATS

YEAR	GP-GS	UT	AT	TT	TFL	SCK	INT	PBU	FF	FR
2022	10-1	7	11	18	0-0	0-0	0-0	0	0	0-0



16 DEANGELO IRVIN JR.

WR • 5-8 • 165 • FRESHMAN (HS)

MIDWEST CITY, OK
MIDWEST CITY HS

UNLV: A high school quarterback who was listed as an Athlete in UNLV's Class of '23 announcement but will line up at wide receiver this fall ... A three-star recruit according to

On3, which listed him as the No. 121 Athlete in the nation and the No. 33 overall recruit from the Sooner State ... Could be the Rebels' first-ever high school scholarship signee from the state of Oklahoma ... Chose UNLV over offers from all three service academies. **HIGH SCHOOL:** A 2023 graduate of Midwest City HS in the Oklahoma City area ... Played on both sides of the ball for the Bombers at QB and safety ... Named to the 2022 Oklahoma Coaches Association All-State Football Team on offense. **PERSONAL:** DeAngelo Lonell Irvin Jr. was born in Midwest City ... The son of Claudia and DeAngelo Irvin Sr.



82 RASHAWN JACKSON

WR • 6-3 • 195 • FRESHMAN (HS)

LOS ANGELES, CA
VENICE HS

UNLV: A highly decorated wide receiver from California who joined the program during the summer. **HIGH SCHOOL:** A 2023 graduate of Venice HS ... Lettered four times and led the

Gondoliers to Western League Championships his sophomore and senior years ... Three-time First Team All-Western League honoree (2020-2022) ... 2022 CIF Open Division Offensive Player of the Year ... 2022 Western League Player of the Year ... Named 2021 all-state as a returner ... 2021 CIF Division 1 First Team member ... Finished high school career with 3,582 all-purpose yards, 38 touchdowns, 101 catches and two interceptions. **PERSONAL:** Rashawn Lamont Jackson was born in Venice, CA ... The son of Shalon Griffin and Shawn Jackson ... Majoring in urban studies.



86 JORDAN JAKES

WR • 6-6 • 215 • SENIOR (1L)

MCDONOUGH, GA
ST. FRANCES ACADEMY (MD)/INDIANA

UNLV: An impressively sized receiver who will look to earn time in the rotation this fall. **2022:** Did not see any game action. **2021:** Saw his

first collegiate action by playing in four games, including making his first start vs. San Jose State in Game Seven ... Caught five passes for 49 yards with a long of 12 ... Enrolled in January and competed in spring practice with his new program. **INDIANA:** Spent two years at the Big Ten school located in Bloomington but did not see any game action for the Hoosiers. **2020:** Did not compete as a redshirt freshman. **2019:** Redshirted season. **HIGH SCHOOL:** A 2019 graduate of St. Frances Academy in Baltimore, MD ... A wide receiver for coach Biff Poggi, he helped St. Frances win the state championship playing an independent national schedule and ranked No. 5 nationally by USA Today ... Caught six touchdown passes in six games en route to first team all-metro honors as a senior ... Transferred to St. Frances from Eagle's Landing Christian Academy in McDonough, GA, for his senior season ... Helped Eagle's Landing to three-consecutive state championships ... A four-year letterwinner who never lost a high school game ... Ranked the No. 18 prospect in Maryland by Rivals ... Also lettered in track and field. **PERSONAL:** Jordan Alexander Jakes was born in Atlanta ... The son of Chrystal and Van Jakes ... Has three siblings: Leigh, VJ and Jasmine ... Majoring in multidisciplinary studies.

JAKES' RECEIVING STATS

YEAR	GP-GS	REC	YDS	AVG	TD	LG
2022	0-0	0	0	0.0	0	0
2021	4-1	5	49	9.8	0	12
2020*	0-0	0	0	0.0	0	0
2019*	REDSHIRT SEASON					
TOTAL	4-1	5	49	9.8	0	12

*AT INDIANA



13 CAMEREN JENKINS

DB • 6-1 • 185 • FRESHMAN (HS)

LEWISVILLE, TX
LEWISVILLE HS

UNLV: One of four new Texans in the Class of '23 ... A three-star recruit according to On3, which listed him as the No. 136 safety recruit in the nation and the No. 274 overall prospect

in the state of Texas ... Also listed as a three-star by ESPN and Rivals ... Collected offers from schools such as Arkansas, Purdue, Louisville, Oregon State, Texas Tech and Iowa ... Member of the UNLV Dean's Honor List in spring 2023. **HIGH SCHOOL:** A December 2022 graduate of Lewisville HS where he played under coach Michael Odle ... Named 2022 All-District at safety ... Ranked the 13th-best cornerback and No. 81 prospect in the Dallas Area in 2022 ... Played in the same secondary as brother Caden, who signed with Baylor in December ... Helped the Fighting Farmers to a 13-2 record and a spot in the 2022 6A D-I Region I final ... A member of the fifth-place 4x200 relay team for track in 2022. **PERSONAL:** Cameren Bernard Jenkins was born in Dallas, TX ... Son of Monique Jenkins ... Also has a younger sister, Capri ... His uncle Carlos Emmons played for the Eagles, Giants and Steelers during his NFL career from 1996-2006.



8 DARIUS JOHNSON

DL • 6-3 • 300 • SENIOR (1L)

SPOKANE, WA
GONZAGA PREP HS/GARDEN CITY CC

UNLV: A tough-nosed former JC lineman who took over as a starter at nose tackle late in his first season with the Rebels ... Chose UNLV

over offers from Houston, Liberty and Western Kentucky. **2022:** Earned his first letter as a Rebel by appearing in 11 games, including starting five of the last six outings ... Finished eighth on the team with 47 total tackles, including two QB sacks ... His three tackles at Cal included his first UNLV sack ... Also turned in three takedowns and a sack in a win over New Mexico in Week Five ... Made his first start vs. Air Force and responded with a 16-tackle effort ... Posted five solo stops the following week at Notre Dame ... A three-star recruit according to ESPN ... A midyear signee who completed his first spring practice with the Rebels. **JUNIOR COLLEGE:** Played in 11 games during the 2021 campaign at Garden City Community College in Kansas ... Recorded 32 tackles with a half-sack ... Earned all-conference honors. **HIGH SCHOOL:** Attended Gonzaga Prep HS in Spokane, WA ... Led the Bullpups to the Washington state quarterfinals his junior and senior seasons ... Helped the team go 25-9 over his three varsity seasons ... Two-time all-league first team selection in both football and wrestling ... Earned All-America honors in wrestling ... Finished seventh in the National High School wrestling tournament ... Member of the Junior National wrestling team ... Also played lacrosse. **PERSONAL:** Darius Magnus Johnson was born in Coeur D'Alene, ID ... Son of Beau and Tessa Johnson ... Has seven siblings, Josh, Gage, Marina, Venna, Turin, Kain and Tristan ... Majoring in sociology.

D. JOHNSON'S DEFENSIVE STATS

YEAR	GP-GS	UT	AT	TT	TFL	SCK	INT	PBU	FF	FR
2022	11-5	19	28	47	2-8	2-8	0-0	0	0	0-0



0 RICKY JOHNSON

DB • 6-1 • 180 • SENIOR (3L)

HOUSTON, TX
CYPRESS FALLS HS

UNLV: A dynamic defender who is expected to push to start at cornerback after missing most of last season with an injury suffered on the

first day of fall camp ... The first player in UNLV football history to wear the number zero ... A member of the UNLV Dean's Honor List in fall 2020 and spring 2021 ... A three-time member of the Academic All-Mountain West Team (2020-22) and a 2021 MW Scholar-Athlete. **2022:** Appeared in three games, including two starts ... Finished with eight total tackles ... Returned in Week 10 vs. SDSU and posted four tackles, grabbed an interception and another pass breakup ... Started vs. Fresno State and Hawai'i before missing the finale vs. UNR. **2021:** Played in 11 games, including making his first two collegiate starts (ISU and UTSA) ... Tied for the team lead with three interceptions ... Finished with 25 total tackles and two pass breakups ... Picked up a fumble and returned it four yards in the victory at New Mexico in Game Nine ... Picked off two passes to help the Rebels down Hawai'i in Game 10 and grabbed his third pick just one week later vs. San Diego State ... Turned in a career-high four tackles vs. UNR in Game Eight and SDSU in Game 11. **2020:** Earned his first letter as a Rebel by playing in four games ... Totaled seven tackles, including assisting on a TFL. **HIGH SCHOOL:** A 2020 graduate of Cypress Falls HS in Houston ... Rated as a three-star recruit by 247Sports and ESPN ... Ranked the No. 123 safety prospect in the nation by ESPN and No. 151 by 247Sports ... A three-year letterwinner under coach Chris Brister ... As a senior in 2019, helped the Eagles to an 11-2 record and a bi-district championship ... Played safety, corner and wide receiver ... Recorded 11 interceptions, 86 tackles and 2.5 tackles for loss over his three-year career ... As a two-way player during his senior season in 2019, made 44 catches for 709 yards and eight touchdowns to go along with four interceptions on the defensive side of the ball ... Earned a unanimous all-district selection as both a defensive back and a wide receiver ... Also competed in track and field for Cy Falls. **PERSONAL:** Ricky Cornelius Johnson III was born in Houston ... The son of Ricky Johnson Jr. and Natasha Johnson ... Majoring in communication studies

R. JOHNSON'S DEFENSIVE STATS

YEAR	GP-GS	UT	AT	TT	TFL	SCK	INT	PBU	FF	FR
2022	3-2	8	2	10	0-0	0-0	1-0	0	0	0-0
2021	11-2	13	12	25	0.5-1	0-0	3-1	2	0	1-4
2020	4-0	6	1	7	0.5-2	0-0	0-0	0	0	0-0
TOTAL	18-4	27	15	42	1.0-3	0-0	4-1	2	0	1-4



24 DARRIEN JONES

RB • 6-0 • 210 • FRESHMAN (HS)
KANSAS CITY, MO
PARK HILL HS

UNLV: A three-star prospect according to 247Sports, which listed him as the No. 172 running back in the nation and No. 49 overall recruit from the Show-Me State ... Goes by

“DJ.” **HIGH SCHOOL:** A 2023 graduate of Park Hill South HS in Kansas City, MO ... Lettered three years for coach Andy Sims and led the Trojans to a 21-13 record during his three years on varsity ... Named 2022 all-district after racking up 1,666 total yards (1,394 rushing, 272 receiving) and 13 touchdowns ... Named first team all-conference for three consecutive seasons (2020-2022) ... Nabbed a 2022 Children Mercy Performance of the Week ... Member of the 2022 All-Metro Team ... A 2022 UC 300 Elite Underclassmen MVP ... Totaled 2,476 all-purpose yards and 25 touchdowns during his prep career. **PERSONAL:** Darrien Michael Jones was born in Kansas City, MO ... The son of Tracy Jones and Jamie Miller and Malina and Michael Hughart ... Majoring in business.



61 GRAHAM KEATING III

OL • 6-5 • 300 • SOPHOMORE (SQ)
MURFREESBORO, TN
OAKLAND HS

UNLV: A still-young blocker who will look to earn his first playing time this fall ... Listed No. 2 at the center position after spring practice ...

Member of the UNLV Dean's Honor List in fall 2021. **2022:** Did not see any game action. **2021:** Redshirted season after becoming the second UNLV signee in as many years from the Volunteer State. **HIGH SCHOOL:** A 2021 graduate of Oakland HS in Murfreesboro ... Rated a three-star recruit by 247Sports and ESPN ... Ranked the No. 151 offensive tackle prospect in the nation and No. 46 player overall in the state of Tennessee by ESPN ... A four-year letterwinner under coach Kevin Creasy ... Helped the Patriots to a 53-3 record in four seasons, starting 42 games ... Played offensive guard, tackle and tight end during prep career ... As a senior, was a Tennessee East-West All-Star selection ... Earned all-region honors as a junior in 2019 and was an honorable mention all-region selection as a sophomore in 2018 ... Also wrestled in high school, capturing fifth place in the heavyweight division in the 2020 Tennessee State Individual Tournament. **PERSONAL:** Peter Graham Keating III was born in Murfreesboro ... Goes by Graham ... The son of Angie Farley Keating and Peter Graham Keating Jr. ... Has two younger sisters, Amela and Annabelle ... Grandfather Peter Keating wrestled at Hofstra (1966-70); grandfather James Farley played football at Tennessee Tech (1966); and dad Peter played football at Air Force (1992-93) and Middle Tennessee State (1994) ... Majoring in hospitality management at UNLV.



94 BEN KEY

DL • 6-3 • 315 • SENIOR (1L)
CRANBOURNE WEST, AUS
CATHEDRAL HS/EAST LA COLLEGE/MISSOURI

UNLV: A big defensive lineman from Australia who transferred to UNLV out of the portal from the SEC a year ago and looks to make a bigger impact at defensive tackle this fall ... Was the

first-ever native Australian to play at Missouri but was one of two Aussies on the 2022 Rebels. **2022:** Appeared in two games, vs. Air Force and at San Diego State ... Finished with three total tackles. **MISSOURI:** Spent two years at the SEC school located in Columbia, MO ... Chose Mizzou over offers from Mississippi State, Utah, Oregon, Arizona, Oregon State, UCLA and Syracuse. **2021:** Redshirted season. **2020:** Appeared in two games for the Tigers. **JUNIOR COLLEGE:** Became one of the top defensive end prospects in the junior college ranks at East LA College ... Ranked the No. 41 overall junior college prospect in the nation for 2020 by ESPN.com, as well as that outlet's No. 4 defensive tackle ... 247Sports.com ranked Key as the No. 15 junior college player and No. 13 strong side defensive end in California ... As a sophomore in 2019, he totaled 40 tackles, including 6.5 tackles for loss and three quarterback sacks in 10 games, while also forcing a pair of fumbles and recovering one ... In his first year in JC, he saw action in six games and made 14 tackles, including five TFL and four sacks. **HIGH SCHOOL:** Initially a rugby player growing up in his native Australia, Key eventually converted to football ... Later moved across the Pacific Ocean to finish his high school career and continue his pursuit of football at Cathedral HS in Los Angeles, CA ... Majoring in criminal justice.

KEY'S DEFENSIVE STATS

YEAR	GP-GS	UT	AT	TT	TFL	SCK	INT	PBU	FF	FR
2022	2-0	1	2	3	0-0	0-0	0-0	0	0	0-0
2021*	REDSHIRTED SEASON									
2020*	2-0	0	0	0	0-0	0-0	0-0	0	0	0-0
2019	JUNIOR COLLEGE									
2018	JUNIOR COLLEGE									
TOTAL	4-0	1	2	3	0-0	0-0	0-0	0	0	0-0

*AT MISSOURI





18 LUCAS LENHOFF

QB•6-1•190•FRESHMAN (HS)

**CHARLOTTE, NC
MEYERS HS**

UNLV: A walk-on rookie quarterback who joined the program in the summer ... Ranked a three-star prospect by Rivals.com ... Last name is pronounced "LEN-HOFF." **HIGH**

SCHOOL: A 2022 graduate of Myers Park HS in Charlotte, NC ... Spent his last two seasons in North Carolina after moving from California ... Spent sophomore season at Cathedral HS in Los Angeles and freshman campaign at Calabasas HS. **PERSONAL:** Lucas Emmitt Lenhoff was born in Studio City, CA ... The son of Carla and Steven Lenhoff ... Has an older brother, Neil, and younger brother, Isaac ... Majoring in business.



4 DONAVYN LESTER

RB•6-2•215•JUNIOR (TR)

**PLANO, TX
JOHN PAUL II HS/WILLIAM & MARY**

UNLV: An experienced portal addition who looks to see time as the Rebels' big back this fall. **WILLIAM & MARY:** Spent his first four years at the FCS Colonial Athletic Association

power program located in Williamsburg, VA. **2022:** Named Second Team All-CAA as a junior ... Appeared in 10 games ... Finished the season with 533 yards on 76 carries with eight touchdowns ... Averaged 7.0 yards per carry ... Also totaled five catches for 77 yards ... Rushed for 52 yards on 11 carries with two touchdowns in the win against No. 17/18 Rhode Island ... Also found the end zone twice and rushed for 42 yards on eight carries in the victory at Towson ... Rushed for 87 yards on four carries with a touchdown in the second round NCAA Playoff win vs. Gardner-Webb ... Also posted a 30-yard reception against the Runnin' Bulldogs ... Rushed for 68 yards on seven carries in the triumph against Villanova ... Also scored touchdowns in the wins over Charlotte and Campbell ... Rushed for 77 yards on 17 carries and hauled in a 32-yard catch in the victory against No. 6 Delaware ... Rushed for 80 yards on 10 carries in the victory at Hampton ... Earned CAA Commissioner's Academic Honor Roll accolades. **FALL 2021:** Appeared in eight games and earned six starts ... Rushed for 519 yards on 96 carries with a team-high five touchdowns ... Averaged 64.9 rushing yards per game and 4.9 yards per carry ... Also recorded 15 receptions for 76 yards ... Posted a pair of 100-yard rushing games, as well as a 99-yard effort ... Rushed for a career-high 117 yards on 12 carries with a 74-yard touchdown in the win at Colgate ... Rushed for 112 yards on 13 carries and converted a 2-point conversion at Maine ... Totaled 99 yards on 13 carries with a career-high three touchdowns in the win over Towson. **SPRING 2021:** Started the only game in which he played, coming in the season opener at Richmond ... Rushed for 26 yards on six carries versus ... Earned distinction on the CAA Commissioner's Academic Honor Roll. **2019:** Saw action in 11 games and earned two starts ... Finished the season with 271 rushing yards on 66 carries with four touchdowns ... Also recorded nine receptions for 119 yards with a touchdown catch ... Rushed for 73 yards on 13 carries with two touchdowns in the win at Elon ... Scored his first career touchdown in the win against Colgate ... Earned CAA Commissioner's Academic Honor

Roll accolades. **HIGH SCHOOL:** A four-year letterwinner as a quarterback, running back, safety and linebacker for head coaches George Teague and Tyrone Breaux at John Paul II High School and The Highlands School ... Two-time team captain ... Finished his career with 2,500 rushing yards and 75 touchdowns ... Eclipsed 300 rushing yards in six games and 400 yards twice ... Once rushed for 200 yards in a quarter and 300 yards in a half ... Earned the Kephaw Award, which is given to the top student-athlete who leads and works to build the entire athletic program ... Lettered all four years in track and basketball and captain both squads multiple years ... Earned four gold medals at the Texas State Track & Field Championship ... Honored as the 2017 TAPPS 3A State Male Athlete of the Year ... Also named the 2017 TAPPS 3A Regional Male Athlete of the Year ... Earned the 2018 Jason Garrett Make A Difference Challenge Scholarship ... Member of the Debate Team. **PERSONAL:** The son of Donald and MeShayle Lester ... Cousin, Joe Delaney, played running back for the Kansas City Chiefs (1981-82) ... Majoring in administration.


LESTER'S RUSHING STATS

YEAR	GP	ATT	YDS	AVG	TD	LG
2022*	10	66	271	4.1	4	30
2021*	8	96	519	5.4	5	74
2020-21*	1	6	26	4.3	0	10
2019*	11	76	533	7.0	8	69
TOTAL	30	244	1,349	5.5	17	74

LESTER'S RECEIVING STATS

YEAR	GP	REC	YDS	AVG	TD	LG
2022*	10	5	77	15.4	0	32
2021*	8	15	76	5.1	0	15
2020-21*	1	0	0	0	0	0
2019*	11	9	119	13.2	1	58
TOTAL	30	29	272	9.4	1	58

*AT WILLIAM & MARY



66 BEN LISK

LS•5-10•200•SOPHOMORE (TR)

**PHOENIX, AZ
PARADISE VALLEY HS/TOLEDO**

UNLV: A walk-on long snapper who transferred in looking to compete for the Rebels' special teams job this fall. **TOLEDO:** Spent two seasons at the Mid-American Conference

school in Ohio. **2022:** Played in all 14 games as the team's starting long snapper for punts ... The Rockets won the MAC Championship and went on to down Liberty in the Boca Raton Bowl ... Earned Academic All-MAC honors. **2021:** Redshirted season. **HIGH SCHOOL:** A 2021 graduate of Paradise Valley HS in Phoenix ... Named Special Teams Player of the Year for the Trojans ... Earned second team all-region as a long snapper. **PERSONAL:** Benjamin David Lisk was born in Berkeley Heights, NJ ... The son of Geoff and Lisa Lisk ... Has two brothers, Ian and Harry, and one sister, JP ... Majoring in business.



98 TATUO MARTINSON

DL • 6-1 • 300 • SENIOR (SQ)

LOOMIS, CA
DEL ORO HS/AMERICAN RIVER COLLEGE

UNLV: A walk-on defensive lineman who made his collegiate debut last fall after transferring from junior college ... Named a 2023 Mountain West Scholar-Athlete ... Member of the

UNLV Dean's Honor List in spring 2023. 2022: Made his Rebel debut by appearing in the Air Force game ... First name is pronounced "ta-TWO-oh." JUNIOR COLLEGE: Played two seasons at American River College located in Sacramento, CA. 2021: Played in eight games ... Recorded 10 solo tackles and 20 assisted takedowns. 2019: Played in seven games ... Recorded nine tackles. HIGH SCHOOL: A 2019 graduate of Del Oro HS in Loomis, CA ... A four-year letterman for the Golden Eagles ... Earned a spot on the 2018 California Large Schools All-State Football Team ... Named to the MaxPreps 2018 All Sac-Joaquin Section Football Team. PERSONAL: Tatuo Alan Martinson was born in Sacramento, CA ... The son of Robert and Sheryl Martinson ... Majoring in sociology.



73 ALANI MAKIHELE

OL • 6-3 • 350 • JUNIOR (1L)

ANCHORAGE, AK
WEST HS

UNLV: A rare scholarship signee from the Last Frontier ... Will look to compete for time this fall at the left guard spot ... Joins a pair

of former Rebel walkon WRs, Casey Flair and Tate Knutson (both of East Anchorage HS), in making his mark in Las Vegas after graduating high school in Alaska ... A member of the UNLV Dean's Honor list in spring 2021 ... Name is pronounced "ah-LON-ee MAH-kah-HELL-ee." 2022: Earned his first letter as a Rebel by appearing in six games along the line. 2021: Member of squad but did not appear in a game. 2020: Redshirted season. HIGH SCHOOL: A 2020 graduate of West Anchorage HS ... Rated as a three-star offensive line prospect by 247Sports and ESPN ... The top football recruit in the state of Alaska was ranked the No. 140 guard in the nation by 247Sports and No. 161 by ESPN ... A two-year letterwinner under coach Tim Davis ... Helped the Eagles to an 8-2 record as a senior in 2019 ... Played left guard, left tackle, defensive end and defensive tackle for the Eagles ... As a senior, earned his league's offensive lineman of the year award and was named the all-state offensive lineman of the year ... Added first team all-state and all-league honors and was the state's all-star game most valuable offensive lineman ... As a junior, was a second team all-state and all-league offensive lineman selection ... Finished career with 33 tackles over two seasons ... Also competed in track and field for the Eagles. PERSONAL: Alani Fonua Makihele was born in Sacramento, CA ... The son of Toni and Vanessa Makihele ... Has four siblings, Kristiana, Toni, Gideon and Titus ... Brother Toni played college football at Eastern New Mexico ... Majoring in criminal justice.



1 JAYDEN MAIAVA

QB • 6-4 • 220 • FRESHMAN (RS)

LAS VEGAS, NV
LIBERTY HS

UNLV: A former highly rated signal-caller who turned in a strong offseason and was listed No. 2 at QB following spring practice ... Changed from jersey No. 4 to No. 1 for

2023 ... Picked UNLV over offers from Auburn, Louisville and Tennessee ... Last name is pronounced "my-AH-vah." 2020: Redshirted season after joining program. HIGH SCHOOL: Began prep career at Sierra Vista HS in Las Vegas before spending the 2019 season at Kaimuki HS in Honolulu ... Returned to Las Vegas prior to the 2021 campaign and played his final prep season at Liberty HS in Henderson ... Listed as a three-star prospect by 247Sports, Rivals and ESPN ... The highest-rated high school QB in UNLV history according to 247Sports ... Rated the No. 24 pocket passer recruit in the nation by ESPN ... Rated the No. 11 overall prospect out of the state of Nevada and the No. 50 quarterback recruit in the nation by 247Sports ... Named Second Team All-Southern Nevada by the Las Vegas Review-Journal ... As a senior, led the Patriots to the state title game ... Threw for 2,027 yards and 24 touchdowns ... Added three scores on the ground ... Earned all-league first team honors ... In 2019, threw for 3,317 yards and 41 touchdowns for Kaimuki. PERSONAL: Jayden Ikaika Maiava was born in Honolulu, HI ... The son of Jerushua Maiava-Pratt and William Maiava-Pratt ... Has seven siblings, Heaven, Siah, Jacob, Justice, Henna, Hyena and Jaestin ... Majoring in criminal justice.





38 MARSEL MCDUFFIE

ILB • 6-1 • 245 • SOPHOMORE (1L)

**GRAND PRAIRIE, TX
SOUTH GRAND PRAIRIE HS**

UNLV: An emerging linebacker who showed flashes last fall and turned in a strong off-season ... Listed No. 1 at the WLB spot following spring practice ... Chose UNLV over

offers from Air Force, Arkansas State, Baylor and Georgia Tech ... A 2022 Academic All-Mountain West honoree. 2022: Earned his first letter as a Rebel by appearing in 10 games, including making his first collegiate start against Air Force in Week Seven ... Finished with 12 total tackles ... Made his collegiate debut with two tackles, including one TFL, in the season-opening win over Idaho State ... Posted a season-high four takedowns vs. Air Force. 2021: Redshirted season. **HIGH SCHOOL:** A 2021 graduate of Grand Prairie HS ... A three-year letterwinner under coach Brent Whitson ... Rated as a three-star prospect and the No. 56 inside linebacker in the nation by ESPN and No. 68 by 247Sports ... One of six Rebel signees in his class from the state of Texas ... Played linebacker and running back during prep career ... Twotime first team all-league selection in 2019 and 2020 ... Also competed in basketball for the Warriors. **PERSONAL:** Marsel Lamar McDuffie was born in South Grand Prairie, TX ... The son of Mark and Lynette McDuffie ... Has two older siblings, Will and Marquel ... Majoring in criminal justice.

McDUFFIE'S DEFENSIVE STATS

YEAR	GP-GS	UT	AT	TT	TFL	SCK	INT	PBU	FF	FR
2022	10-1	6	6	12	1-3	0-0	0-0	0	0	0-0



0 SENIKA MCKIE

WR • 6-1 • 185 • SENIOR (1L)

**COLUMBIA, SC
RIDGEVIEW HS/ERSKINE COLLEGE**

UNLV: A former Division II standout who will again vie for starting duties this fall ... After an intriguing debut season for the Rebels last fall, he had a strong spring and was listed No. 1

at one wideout spot ... A 2022 Academic All-Mountain West honoree and member of the UNLV Dean's Honor List in spring 2023. 2022: A midyear signee who competed in his first spring practice with the program ... Earned his first letter as a Rebel by appearing in 10 games, including a trio of starts ... Finished fifth on the team with 27 receptions for 209 yards and one touchdown ... Caught at least one pass in nine games ... Caught one pass for 23 yards at Cal in Week Two ... Posted a season-best five grabs for 72 yards in a victory over New Mexico ... Followed that up with three-catch, 55-yard performance at San Jose State that included a 14-yard touchdown thrown by Cameron Friel ... Also added three receptions for 21 yards at Hawai'i. **ERSKINE COLLEGE:** Spent three years at the independent program located in Due West, SC, which recently resurrected its football team after nearly 70 years ... Earned AFCA Division II All-America Second Team honors in final season for the Flying Fleet 2021 Fall: Recorded 96 receptions for 1,133 yards and seven touchdowns in sophomore campaign

... In his last game at Erskine in November 2021, hauled in a career-high 19 catches for 225 yards vs. Kentucky State. **SPRING 2021:** In redshirt freshman campaign, caught 54 passes for 661 yards and three touchdowns. 2020: Season postponed. 2019: Redshirted. **HIGH SCHOOL:** Graduated from Ridgeview HS located in Columbia, SC ... A three-year letterwinner under coach Perry Parks ... Helped the Blazers go 15-8 over his final two seasons ... Recorded 38 receptions, 632 yards and six touchdowns during prep career ... Also competed in basketball and track and field ... Won two state basketball championships ... Earned all-region track and field honors. **PERSONAL:** Senika McKie was born in Portsmouth, VA ... Son of Wanda McKie and Senia McKie ... Has one older brother, James Smith ... Majoring in multidisciplinary studies.

McKIE'S RECEIVING STATS

YEAR	GP-GS	REC	YDS	AVG	TD	LG
2022	10-3	17	209	12.3	1	38



83 ANDRE MEONO

PK • 6-1 • 185 • SOPHOMORE (TR)

**REDONDO BEACH, CA
ST. JOHN BOSCO HS/FRESNO STATE**

UNLV: An experienced transfer walk-on place kicker who looks to earn time on UNLV's special teams as a sophomore this fall. **FRESNO STATE:** Spent two seasons at the

Mountain West school. 2022: Appeared in the Jimmy Kimmel LA Bowl, handling kickoff and PAT duties ... Had four kickoffs for 248 yards ... was 1-of-2 in his PAT attempts. 2021: Redshirt season ... Appeared in two games ... Had six kickoffs on the year, totaling 316 yards ... Booted three kickoffs for 180 yards against Cal Poly ... Had three kickoffs for 136 yards against UNLV on Sept. 24. **HIGH SCHOOL:** A 2021 graduate of Saint John Bosco HS ... Was 4-of-6 in his field goal attempts as a senior ... Nailed a season-long kick of 43 yards ... Led the state of California with 2,072 kickoff yards that season ... Averaged 56 yards per kickoff ... Was 33-of-34 on his PAT attempts ... Also had 15 punts for 514 yards ... A member of the National Honor Society. **PERSONAL:** Andre Jordan Meono was born in Redondo Beach, CA ... The son of James and Melissa Meono ... Has a younger sibling, Aaron ... Father played soccer at UCLA ... Majoring in business.





69 MARCUS MILLER

OL • 6-4 • 295 • JUNIOR (SQ)

**CASTRO VALLEY, CA
CASTRO VALLEY HS**

UNLV: A highly rated blocker as a prepster who looks to earn his first playing time this fall ... Turned in a strong spring and is listed No. 1 at left tackle ... Named Preseason Fourth

Team All-Mountain West by Phil Steele's ... Named to the 2020 Academic All-Mountain West Team. **2022:** Did not see game action. **2021:** Member of the squad but did not appear in a game. **2020:** Redshirted season. **HIGH SCHOOL:** A 2020 graduate of Castro Valley HS ... A three-star offensive lineman prospect by 247Sports and ESPN ... Ranked the No. 124 guard in the nation and No. 172 overall recruit from the state of California by 247Sports ... Rated No. 133 OG in the country by ESPN ... A three-year letterwinner under coach Denny Molzen ... Played offensive tackle, defensive tackle and defensive end during prep career ... Two-time first team all-region and all-league offensive lineman ... As a senior in 2019, tallied 27 total tackles and 3.0 tackles-for-loss ... Also a two-time second team all-league defensive lineman selection ... Named his team's most outstanding lineman in back-to-back years ... Also competed in track and field and wrestling for the Trojans. **PERSONAL:** Marcus Evan Eugene Miller was born in Castro Valley ... The son of Tracy Miller ... Has an older brother, Isaac ... Majoring in journalism & media studies.



25 JORDYN MORGAN

DB • 6-0 • 190 • JUNIOR (1L)

**UNIVERSAL CITY, TX
CORNERSTONE CHRISTIAN HS/IOWA STATE**

UNLV: A returning starter in the defensive secondary after coming in from the Big 12 Conference a year ago ... UNLV's 2023 nominee for the AFCA Good Works Team,

which is an All-American squad for community service ... Launched his own local non-profit organization, Aspire2Inspire, which was created to promote reading literacy and benefit kids who lost family members to gun violence. **2022:** Earned his first letter as a Rebel by playing in all 12 games and starting 11 ... A key portal addition who returned to Allegiant Stadium wearing the Scarlet & Gray after facing UNLV in 2021 as a member of Iowa State ... The Rebels were originally one of his more than 15 FBS offers coming out of high school in Texas ... Finished fifth on the team with 56 total tackles ... Ranked second on the squad with six pass breakups and tied for third with two interceptions ... Made his first start in Week Two vs. Cal and added two TT ... Posted six TT and a PBU to go with his first collegiate interception the following week in a win over North Texas ... Had six solo stops the following week in a victory at Utah State ... Had five TT, a PBU and his second interception of the fall, which he returned 41 yards, in a win over New Mexico ... Logged two more PBU at SJSU and SDSU ... Posted a career-high 12 TT in Week 10 vs. Fresno State. **IOWA STATE:** Spent two years at the Big 12 school located in Ames, IA. **2021:** Saw action in 12 games on special teams and as a reserve redshirt freshman defensive back ... Recorded four total tackles ... Had two tackles vs. Iowa and a tackle each vs. West Virginia and Oklahoma ... Earned Second Team Academic All-Big 12 honors. **2020:** Redshirted season. **HIGH SCHOOL:** A 2020 graduate of

Cornerstone Christian School in San Antonio under coach John Bachman ... Played at Judson HS in Converse, TX, before transferring for his final two seasons ... A three-star recruit by 247Sports, Rivals and ESPN ... Ranked as a top-90 safety nationally by both 247Sports and ESPN ... Rated as the No. 1 safety among Texas private schools ... Rated as the 13th-best player from the San Antonio area ... Team went 7-3 in senior season as he tallied 60 tackles and three interceptions ... Also lettered in track & field for the Warriors. **PERSONAL:** Jordyn Morgan was born in 2001 ... The son of Toby and Judith Watson ... Majoring in communication studies

MORGAN'S DEFENSIVE STATS

YEAR	GP-GS	UT	AT	TT	TFL	SCK	INT	PBU	FF	FR
2022	12-11	31	25	56	0.5-1	0-0	2-41	6	0	0-0
2021*	12-0	2	2	4	0-0	0-0	0-0	1	0	0-0
2020*	REDSHIRTED SEASON									
TOTAL	24-11	33	27	60	0.5-1	0-0	2-41	7	0	0-0
*AT IOWA STATE										



23 QUENTIN MOTEN

DB • 6-0 • 200 • JUNIOR (TR)

**RANCHO CUCAMONGA, CA
RANCHO CUCAMONGA HS/
COLLEGE OF THE CANYONS**

UNLV: A speedy addition to the secondary from junior college ... Nickname is "Deuce." **JUNIOR COLLEGE:** Spent his sophomore

season at College of the Canyons located in Santa Clarita, CA ... Led the Cougars in interceptions with four ... Canyons finished the 2022 campaign as tri-champions of the SCFA National Division, Northern League after winning three of its final four games ... Played his freshman year at College of San Mateo and posted three pass breakups and a fumble recovery for the Bulldogs. **HIGH SCHOOL:** A 2020 graduate of Rancho Cucamonga HS ... Was recruited by BYU out of high school ... Also ran track for the Cougars. **PERSONAL:** Quentin Moten was born in Boise, ID ... The son of Charles Moten and Tanosha Stewart ... Has five siblings: TJ and Talia Brumfield and Jaelin, Kyle and Chris Moten ... Majoring in communication studies.





44 WAISALE MUAVESI

DL • 6-3 • 320 • JUNIOR (2L)
 PROVO, UT
 TIMPVIEW HS

UNLV: A big presence in the middle of the defense who will again battle for time at a tackle position this fall ... Changed jersey numbers from 96 to 44 for his junior season ... Chose the Rebels over offers from Washington State and UCLA ... Named to the 2020 Academic All-Mountain West Team ... Name is pronounced "WHY-saul-aa MUH-ah-VES-ee." **2022:** Appeared in the final 11 games of the season ... Made two starts for the Rebels at Notre Dame and San Diego State in back-to-back weeks ... Finished with seven total tackles, 2.5 TFL and two pass breakups ... Top performance came in Week Two at Cal when he posted a season-high three TT, which included two TFL, one QB sack and forced fumble against the Pac-12 opponent. **2021:** Earned his first letter as a Rebel by playing in eight games, including making his first collegiate start at UNR in Game Eight ... Totaled five tackles, including his first QB sack for a loss of five yards in a win at New Mexico. **2020:** Redshirted season by appearing in only one game, vs. Wyoming, where he was credited with his first collegiate tackle. **HIGH SCHOOL:** A 2020 graduate of Timpview HS in Provo, UT ... Rated as a three-star defensive line prospect by both 247Sports and ESPN ... Ranked the No. 142 defensive tackle recruit in the nation and No. 14 overall prospect in the state of Utah by 247Sports ... A three-year letterwinner under Andy Stokes ... Helped the Thunderbirds to an 11-4 record in 2019 ... Played defensive tackle and defensive end ... As a senior in 2019, collected 44 tackles and 10.5 sacks ... Earned first team all-region, Utah All-Valley Honorable Mention and all-state honorable mention ... As a junior in 2018, tallied 14 tackles and 3.5 sacks ... Also competed in wrestling for the T-birds. **PERSONAL:** Waisale Ezra Muavesi was born in Provo, UT ... The son of Phillip Muavesi, Katie Muavesi and Lydia Afualo ... Has three younger siblings, Emma, Ephraim and Sundiata ... Majoring in human services.

MUAVESI'S DEFENSIVE STATS										
YEAR	GP-GS	UT	AT	TT	TFL	SCK	INT	PBU	FF	FR
2022	11-2	4	7	11	2.5-12	1-10	0-0	2	1	0-0
2021	8-1	4	1	5	1.0-5	1-5	0-0	0	0	0-0
2020	1-0	0	1	1	0.5-1	0.5-1	0-0	0	0	0-0
TOTAL20-3	8	9	17	4.0-18	2.5-16	0-0	2	0	0-0	



51 BOBBY NAVARRO

LS • 5-11 • 220 • JUNIOR (SQ)
 SANTA ROSA, CA
 MONTGOMERY HS/CCSF

UNLV: A returning long snapper who walked on to the program a year ago as one of four additions from the 2021 National Champion City College of San Francisco ... A 2022 Academic All-Mountain West honoree. **2022:** Member of the team but did not play after competing in his first spring practice with the Rebels. **JUNIOR COLLEGE:** As a freshman last fall, helped CCSF to a perfect 13-0 record and a California Community College Athletic Association (CCCAA) State Championship, the program's first title since 2015. **HIGH SCHOOL:** A 2021 graduate of Montgomery HS in Santa Rosa, CA ... Competed as a long snapper, linebacker and running back for coach Vertis Patton. **PERSONAL:** Bobby Navarro was born in Greenbrae, CA ... The son of Sarah and Bob Navarro ... Has three younger siblings: Bella, Julian and Gigi ... Majoring in computer science.



90 MARSHALL NICHOLS

P • 6-1 • 210 • SOPHOMORE (1L)
 ATLANTA, GA
 HOLY INNOCENTS EPISCOPAL/MISS. ST.

UNLV: A former transfer from the SEC who is now the Rebels' returning starter at punter as a sophomore this fall. **2022:** Earned his first letter as a Rebel by handling all 59 of UNLV's punts for 2,504 yards ... Ranked 45th in the nation with an average of 42.44 yards ... Had eight punts go at least 50 yards, including a season-long 56-yarder at Cal ... Forced 19 fair catches on the year ... Punted a season-high seven times in four different games ... Averaged at least 40 yards in 11 of 12 games ... Best game came in the season-ending victory over UNR when he booted it seven times for an average of 47.0 yards. **MISSISSIPPI STATE:** Spent one year at the SEC school located in Starkville, MS. **2021:** Redshirted season after joining the Bulldogs. **HIGH SCHOOL:** A 2021 graduate of Holy Innocents Episcopal School in Sandy Springs, GA ... Ranked as one of the nation's top punters according to the Chris Sailer Kicking School rankings ... Named to the 2020 MaxPreps Small School All-America Football Team after his season campaign for the Golden Bears ... Also made the GHSFD Class 1A Private All-State team ... A 2020 MaxPreps Preseason Second Team Georgia All-State selection ... As a junior was named 1A-Private All-State after averaging 46.4 yards per punt. **PERSONAL:** Marshall William Nichols was born in Atlanta ... The son of Elizabeth and Nick Nichols ... Majoring in management.

NICHOLS' PUNTING STATS										
YEAR	GP-GS	ATT	YDS	AVG	LG	TB	FC	I20	50+	BLK
2022	12-12	59	2,450	41.5	56	2	19	16	8	0
2021*	REDSHIRT SEASON									
*AT MISSISSIPPI STATE										



34 TYRAY O'DELL

OLB • 6-0 • 220 • JUNIOR (2L)

**GARDENA, CA
JUNIPERO SERRA HS**

UNLV: A reserve linebacker who is expected to again fight for time on special teams and defense ... Also recruited by Mountain West

programs UNR and Utah State out of high school. **2022:** Played in a career-high seven games ... Finished with four total tackles. **2021:** Earned his first letter as a Rebel by appearing in six games ... Made his debut in Game Three vs. Iowa State ... Credited with one tackle. **HIGH SCHOOL:** A 2021 graduate of Junipero Serra HS in Gardena, CA ... A three-star prospect according to 247Sports, which listed him as the No. 191 recruit in the state of California and No. 216 LB in the nation ... Earned First Team All-Mission League honors and named Daily Breeze All-Area after his senior year for the Cavaliers. **PERSONAL:** Jemieh Tyray O'Dell was born in Los Angeles ... Raised by his uncle, Chris Chappelle ... The youngest of his siblings Jeremiah, Budah, Janay and Manie ... Majoring in computer science.

O'DELL'S DEFENSIVE STATS

YEAR	GP-GS	UT	AT	TT	TFL	SCK	INT	PBU	FF	FR
2022	7-0	2	2	4	0-0	0-0	0-0	0	0	0-0
2021	6-0	0	1	1	0-0	0-0	0-0	0	0	0-0
TOTAL	13-0	2	3	5	0-0	0-0	0-0	0	0	0-0




39 JT ODOM

LB • 6-2 • 235 • FRESHMAN (HS)

**FAYETTEVILLE, AR
SHILOH CHRISTIAN HS**

UNLV: A linebacker from Arkansas who joined the program this summer as a freshman ... The older son of new Rebel head coach Barry Odom. **HIGH SCHOOL:** A 2023 graduate of

Shiloh Christian HS in Springdale, AR ... Played both sides of the ball as a LB and DE under coach Jeff Conaway ... Helped the Saints go 12-2 overall as a senior, including a 7-0 conference mark and spot in the 5A Championship game in Little Rock ... SCHS went 13-2 and also finished as state runner-up during Odom's junior year ... The Saints completed a 14-1 season in 2020 capped by a 4A state title ... Also played basketball as a prepster. **PERSONAL:** James Trump Odom was born in Columbia, MO ... The son of Tia and Barry Odom ... Has a younger brother, Garyt, and a younger sister, Anna ... Uncle Brad Odom is the Director of Player Personnel for UNLV while uncle Brian Odom is the inside linebackers coach at USC ... Majoring in business.



48 RYAN O'HARA

P/PK • 6-0 • 200 • SENIOR (1L)

**LITTLE SILVER, NJ
RED BANK CATHOLIC HS/LAFAYETTE**

UNLV: A returning versatile specialist who will compete for various roles on the Rebels ... A member of the UNLV Dean's Honor List in spring 2023. **2022:** Earned his first letter as a

Rebel by appearing in three games ... Kicked off for the team at San Jose State, vs. Air Force and at Notre Dame. **2021:** Walked on to the Rebels and appeared in two games, kicking off eight times vs. San Diego State and Air Force, earning touchbacks on half of his boots. **LAFAYETTE COLLEGE:** Played the 2019 season at the Patriot League program located in Easton, PA ... Served as the team's punter for the bulk of his rookie season, playing in nine games ... Punted 42 times for 1,524 yards (36.3 yards per punt) while landing five inside the opponent's 20 and one boot of 50-plus yards ... Also handled seven kickoffs, averaging 58.4 yards per kick. **HIGH SCHOOL:** A 2019 graduate of Red Bank Catholic HS in New Jersey ... A three-sport athlete who served as the starting kicker and punter for three seasons for the Caseys and helped lead team to a 2018 state championship ... Played catcher, pitcher, outfielder and infielder as a four-year starter in baseball ... Also competed in soccer. **PERSONAL:** Ryan O'Hara is the son of Tom and Cara O'Hara ... Has an older brother, Thomas, and an older sister, Jordin ... A snowboarder who won his first USSA national competition at the age of 6 ... Majoring in communication studies.





5 CAMERON OLIVER

DB • 6-1 • 175 • JUNIOR (2L)

**RICHMOND, TX
WILLIAM B. TRAVIS HS**

UNLV: A two-year returning starter in the secondary ... Listed No. 1 at a cornerback spot following spring practice ... Team's active career interception leader with five ... Last fall became the first Rebel to have more than one interception return for a touchdown (two) since All-American Kevin Thomas posted three pick-sixes in 2001. 2022: Appeared in 11 games, starting seven ... Finished tied for fifth in the Mountain West and tied for 43rd in the nation with three interceptions for 41 yards ... The only player in the league to return two of his picks for touchdowns ... Posted seven total tackles (five solo) at Cal in Week Two ... Helped secure a win over North Texas with his first INT of the season, which he returned 20 yards for a touchdown ... Had three TT, one INT and one PBU in the following week's win at Utah State ... Capped his three-game spree with four tackles, one TFL and another pick-six in a victory over New Mexico (21-yard return). 2021: Earned his first letter as a Rebel by playing in all 12 games, starting 11 ... Finished ninth on the team with 34 total tackles and fourth with 4.0 TFL ... Started the season opener as a true freshman and recorded his first of two interceptions on the year vs. Eastern Washington ... Added four tackles, including one TFL, at Fresno State in Game Four ... Turned in another four tackles and returned his second pick 45 yards vs. Utah State in Game Six ... Posted a career-high five takedowns vs. UNR in Game Eight. **HIGH SCHOOL:** A 2021 graduate of William B. Travis HS in Richmond, TX ... A four-year letterwinner under coach Trey Sissom ... Rated as a three-star defensive back prospect by 247Sports and ESPN ... Ranked the No. 171 cornerback recruit in the nation by 247Sports ... One of six 2021 early signees out of Texas ... Helped the Tigers to a district championship in 2019 ... A two-time all-state and all all-district honoree ... During junior campaign in 2019, recorded 20 tackles, six pass breakups and seven interceptions, including two for touchdowns ... As a sophomore in 2018, collected 20 tackles, seven pass breakups and six interceptions ... In 2017 freshman season, had one interception and six tackles ... Also competed in basketball, earning first team all-district honors. **PERSONAL:** Cameron Justin Oliver was born in Denver, CO ... The son of Amy and Darius Oliver ... Has three older siblings, Dariouse, Kendall and Jordan ... Brother, Dariouse, played cornerback at Trinity Valley Community College (2005-08); brother, Jordan, played cornerback at Louisiana-Monroe; dad played running back at Colorado (1986-90) winning a national championship with the Buffs in 1990; uncle, Winslow Oliver, played running back at New Mexico (1992-95) and went on to play in the NFL for the Carolina Panthers (1996-98) and the Atlanta Falcons (1999-2000) ... Majoring in journalism & media studies.

OLIVER'S DEFENSIVE STATS

YEAR	GP-GS	UT	AT	TT	TFL	SCK	INT	PBU	FF	FR
2022	11-7	26	5	31	1-1	0-0	3-41	1	0	0-0
2021	12-11	27	7	34	4-13	0-0	2-45	1	0	0-0
TOTAL	23-18	53	12	65	5-14	0-0	5-86	2	0	0-0




92 MAXWELL PETERSON

DL • 6-3 • 285 • FRESHMAN (HS)

**RANCHO CUCAMONGA, CA
ELEANOR ROOSEVELT HS**

UNLV: A big defensive lineman from the Golden State. **HIGH SCHOOL:** A 2023 graduate of Eleanor Roosevelt HS in Eastvale, CA ... A two-year letterman who was an all-league player for the Mustangs under head coach Tommy Leach and coach Sean Gueringer ... Played varsity basketball as a freshman ... Also attended Etiwanda HS as a sophomore. **PERSONAL:** Maxwell Winston Peterson was born in Anaheim, CA ... The son of Rosalie Peterson.



18 JOSE PIZANO

PK • 5-9 • 220 • SENIOR (TR)

**LEHI, UT
LEHI HS/SNOW COLLEGE/MISSOURI STATE**

UNLV: A former All-American place-kicker who joined the Rebels from the portal as a Super Senior looking to replace the Rebels' all-time leading scorer in graduated booter Daniel Gutierrez ... Enrolled at UNLV in January and took part in his first spring practice as a Rebel ... Hails from the same Utah high school as incoming freshman signee Austin Boyd. **MISSOURI STATE:** A highly decorated player who spent two seasons kicking for the FCS school located in Springfield, MO. 2022: Earned Honorable Mention All-Missouri Valley Football Conference after scoring a team-high 71 points on a perfect 35-of-35 extra points and 12-of-16 field goals for the season ... Ended the year by extending his career streak to 69 PATs made and converted eight straight field goals from Oct. 1 to Nov. 19 ... Ranked second in the MVFC in FG accuracy (.750), fourth in FG per game (1.09) and sixth in scoring (6.5). ... Was 3-for-3 on field goals and 7-of-7 on extra points vs. Western Illinois on Nov. 5 to break MSU's single-game kick-scoring record (16 points) and earn MVFC Special Teams Player of the Week ... Nailed a season-long 47-yarder vs. Youngstown State. 2021: Named AP Second Team All-American and Third Team All-American by Phil Steele after converting 21-of-24 (.875) field goals and 46-of-47 (.979) extra points ... Also named Second Team All-MVFC ... Made 14 consecutive field goal attempts to end the season ... Ranked third in the nation in field goals per game (1.75), seventh in scoring (9.1), and ninth nationally in field goal percentage ... His 109 points were the most ever by a Missouri State place kicker in a season ... Earned MVFC Special Teams Player of the Week after a 13-point output in win at Dixie State that included seven extra points and a pair of field goals ... Was 3-for-3 on field goals in home win over UCA ... Hit 48-yarder and 3-for-4 field goals in season opener at Oklahoma State ... Booted season-long 51-yarder in road win over No. 7 Southern Illinois ... Converted 47-yard FG in NCAA FCS Playoff game vs. UT Martin ... Also averaged 58.4 yards on 77 kickoffs with 35 touchbacks ... Matched season-high with 13 points in wins over UCA, Indiana State and Dixie State ... Earned MVFC Commissioner's Academic Excellence Award and MVFC Honor Roll status ... Earned spot on MSU Athletic Director's Honor Roll for Fall 2021 and Spring 2022 semesters. 2020-21: Named Second Team All-MVFC in his first season at MSU ... Ranked 2nd in MVFC and 12th nationally in field goal percentage (.857) on 12-of-14 attempts ...

UNLV: A former All-American place-kicker who joined the Rebels from the portal as a Super Senior looking to replace the Rebels' all-time leading scorer in graduated booter Daniel Gutierrez ... Enrolled at UNLV in January and took part in his first spring practice as a Rebel ... Hails from the same Utah high school as incoming freshman signee Austin Boyd. **MISSOURI STATE:** A highly decorated player who spent two seasons kicking for the FCS school located in Springfield, MO. **2022:** Earned Honorable Mention All-Missouri Valley Football Conference after scoring a team-high 71 points on a perfect 35-of-35 extra points and 12-of-16 field goals for the season ... Ended the year by extending his career streak to 69 PATs made and converted eight straight field goals from Oct. 1 to Nov. 19 ... Ranked second in the MVFC in FG accuracy (.750), fourth in FG per game (1.09) and sixth in scoring (6.5). ... Was 3-for-3 on field goals and 7-of-7 on extra points vs. Western Illinois on Nov. 5 to break MSU's single-game kick-scoring record (16 points) and earn MVFC Special Teams Player of the Week ... Nailed a season-long 47-yarder vs. Youngstown State. **2021:** Named AP Second Team All-American and Third Team All-American by Phil Steele after converting 21-of-24 (.875) field goals and 46-of-47 (.979) extra points ... Also named Second Team All-MVFC ... Made 14 consecutive field goal attempts to end the season ... Ranked third in the nation in field goals per game (1.75), seventh in scoring (9.1), and ninth nationally in field goal percentage ... His 109 points were the most ever by a Missouri State place kicker in a season ... Earned MVFC Special Teams Player of the Week after a 13-point output in win at Dixie State that included seven extra points and a pair of field goals ... Was 3-for-3 on field goals in home win over UCA ... Hit 48-yarder and 3-for-4 field goals in season opener at Oklahoma State ... Booted season-long 51-yarder in road win over No. 7 Southern Illinois ... Converted 47-yard FG in NCAA FCS Playoff game vs. UT Martin ... Also averaged 58.4 yards on 77 kickoffs with 35 touchbacks ... Matched season-high with 13 points in wins over UCA, Indiana State and Dixie State ... Earned MVFC Commissioner's Academic Excellence Award and MVFC Honor Roll status ... Earned spot on MSU Athletic Director's Honor Roll for Fall 2021 and Spring 2022 semesters. **2020-21:** Named Second Team All-MVFC in his first season at MSU ... Ranked 2nd in MVFC and 12th nationally in field goal percentage (.857) on 12-of-14 attempts ... Led team in scoring (55) with a perfect campaign on extra points (19/19) and a dozen field goals ... Earned Valley Special Teams Player of the Week distinction after the win over Southern Illinois in which he booted the game-winning field goal as time expired. **JUNIOR COLLEGE:** Led Snow College in Ephraim, UT, in scoring as a redshirt freshman in 2019, converting 28-of-28 extra points for the Badgers and accounting for 9-of-12 field goals ... Began his college career as a soccer player, lettering as a midfielder for a 16-3 squad in 2018. **HIGH SCHOOL:** Was a two-sport standout at Lehi HS where he played football for the first time as a senior for coach Ed Larsen in 2017 ... Started as place-kicker and punter ... Was part of a 12-2 Pioneers squad that won a state championship and 5A conference title ... Also played four seasons of soccer, starting three years as a midfielder. **PERSONAL:** Jose Pizano was born in Orem, UT ... The son of Rodolfo and Veronica Pizano ... Has a sister, Sandra ... Majoring in administration.



26 COURTNEY REESE

RB • 5-8 • 165 • SENIOR (3L)

**NARANJA, FL
SOUTHRIDGE SENIOR HS**

UNLV: A speedy offensive weapon out of the Sunshine State who is the team's leading returning rusher as a senior ... Named Preseason Fourth Team All-Mountain West by Athlon. **2022:** Appeared in all 12 games as a junior and compiled a career-high 372 net yards on the ground for a sparkling per-carry average of 7.2 yards ... Also had 14 catches for 75 yards through the air ... Led the squad with eight kickoff returns, averaging 17.4 yards per attempt with a long of 25 ... His 71 yards on just six carries in the season-opening win over Idaho State included a 47-yard burst ... He added a pair of receptions for 19 yards against the Bengals ... Rushed for 16 yards on three carries in a win at Utah State in Week Four when he also had a career-high three catches ... After more spot duty, made his first career start at Notre Dame in place of an injured Aidan Robbins and turned heads on the national stage by compiling 142 yards on just 11 carries ... His memorable day in South Bend included busting a 74-yard rush against the Irish. **2021:** Appeared in all 12 games as a sophomore behind all-time leading rusher Charles Williams ... Rushed for 28 yards and a score and caught five passes for 24 yards ... Had a six-yard run for a touchdown at Fresno State in Game Four. **2020:** Earned his first letter as a Rebel by appearing in all six games ... Finished fifth on the team with 53 net rush yards and seventh with seven receptions for 40 yards ... Also finished second on the squad with four kick returns for 76 yards (19.0 YPA), with a long with 25 vs. Fresno State. **2019:** Redshirted by playing in only four games ... Rushed 11 times for 52 yards and caught three passes for 14 yards ... Opened his collegiate career with five carries for 15 yards, including an 11-yard touchdown scamper, in the Game One win over SUU. **HIGH SCHOOL:** A December 2018 graduate of Miami Southridge HS ... A three-year letterwinner at running back at the Florida prep powerhouse under coach Sedrick Irvin ... As a senior in 2018, helped the Spartans to a 9-3 record and a league championship ... Rushed for just shy of 1,100 yards with six scores in 2018 ... Also competed on the track team in the 100-meter event and the 4x100-meter relay. **PERSONAL:** Courtney Reese was born in Miami, FL ... The son of Rashanda Wright and Courtney Reese ... Has four siblings, Traon Washington, Jabrielle Reese, Courtney Reese and Aynna Reese ... Earned his bachelor's degree in criminal justice in May 2023.

REESE'S RECEIVING STATS

YEAR	GP-GS	REC	YDS	AVG	TD	LG
2022	12-1	14	75	5.3	0	18
2021	12-0	5	24	4.8	0	25
2020	6-0	9	53	5.9	0	19
2019*	4-0	11	52	4.7	1	16
TOTAL	34-1	39	204	5.2	1	25

*REDSHIRT SEASON

REESE'S RUSHING STATS

YEAR	GP-GS	ATT	YDS	AVG	TD	LG
2022	12-1	52	372	7.2	0	74
2021	12-0	14	28	2.0	1	8
2020	6-0	740	5.7	0	1	8
2019*	4-0	3	14	4.7	0	7
TOTAL	34-1	76	454	6.0	2	74

PIZANO'S KICKING STATS

YEAR	GP-GS	PTS	FG-FGA	BLK	LG	XP-XPA
2022*	11-11	71	12-16	0	47	35-35
2021*	12-12	109	21-24	1	51	46-47
2020*	10-10	55	12-14	1	47	19-19
2019	JUNIOR COLLEGE					
2018	JUNIOR COLLEGE					
TOTAL	33-33	235	45-54	2	51	100-101

*AT MISSOURI STATE



15 LANDON ROGERS

WR • 6-4 • 200 • SOPHOMORE (TR)
LITTLE ROCK, AR
PARKVIEW HS/ARKANSAS

UNLV: A big receiver from the SEC who is one of three Razorbacks to transfer to the Rebels in time for this season. **ARKANSAS:** Spent

two seasons at the SEC school located in Fayetteville. **2022:** Did not see any game action. **2021:** Redshirt season ... Played in one game, making his collegiate debut against UAPB ... Chose the Hogs over Houston, Kansas and North Texas. **HIGH SCHOOL:** A 2021 graduate of Little Rock Parkview HS ... A consensus three-star prospect according to 247Sports, Rivals and ESPN ... Rated the No. 5 player in Arkansas by Rivals ... Ranked the No. 35 dual-threat quarterback in his class by 247Sports ... Played quarterback for coach Brad Bolding ... His senior season completed 92-of-150 passes for 1,247 yards and six touchdowns while also rushing 150 times for 1,148 yards and 22 touchdowns ... As a junior, completed 99-of-182 passes for 1,661 yards with 19 touchdowns, he also ran 93 times for 584 yards and 10 touchdowns ... As a sophomore, completed 64-of-102 passes for 713 yards with eight touchdowns and ran for 135 yards and seven scores. **PERSONAL:** Landon Rogers was born in Little Rock ... The son of Brandi Mojica ... Has two siblings: Kathryn and Kyland.



74 JALEN ST. JOHN

OL • 6-5 • 330 • JUNIOR (TR)
ST. LOUIS, MO
TRINITY CATHOLIC HS/ARKANSAS

UNLV: A highly decorated offensive lineman as a prepster who is one of three former Arkansas

players in the Class of '23 to join Barry Odom at UNLV ... Enrolled at UNLV in January and took part in his first spring practice with the Rebels ... Heads into the fall listed No. 1 at guard ... Goes by the nickname "Chop." **ARKANSAS:** Spent three years at the SEC school located in Fayetteville. **2022:** A reserve blocker for the Hogs as a sophomore ... Appeared on special teams in 11 games and also on offense vs. Auburn. **2021:** Played in two games as a redshirt freshman, making appearances against Georgia Southern and at Georgia, seeing time on the offensive line and special teams. **2020:** Redshirted season after choosing the Razorbacks over Auburn, Ole Miss, Mississippi State, Nebraska and others. **HIGH SCHOOL:** A 2020 graduate of Trinity Catholic HS in St. Louis ... Four-star prospect by Rivals ... Rated as the No. 9 offensive guard in the country and seventh overall player in the state of Missouri by Rivals ... Four-year varsity letterwinner who blocked for an offense that racked up over 4,000 yards of total offense, including 2,325 yards on the ground, with 28 rushing touchdowns, as well as 1,743 passing yards and 17 TDs through the air in 2019 ... Helped the Titans to a 9-4 overall record and a semifinal appearance in the 2019 Missouri Class 3 High School Football playoffs ... Part of an offensive unit that built up more than 5,400 yards of offense in 2018, as the Trojans rushed for 3,281 yards and 49 touchdowns to go with 2,178 passing yards and 30 touchdowns during his junior season ... TCHS posted a 13-2 record in 2018 en route to the Missouri Class 3 State Championship. **PERSONAL:** Jalen St. John is the son of Krystal Dinkins and Willie St. John ... Has three brothers: Areon, Willie and Deveon ... Majoring in communication studies.



54 ANTHONY ROSAS

OL • 6-3 • 340 • SOPHOMORE (SQ)
BALDWIN PARK, CA
SIERRA VISTA HS

UNLV: Will look to earn his first playing time this fall ... Listed No. 2 at right guard following spring practice ... The top-ranked offensive

lineman recruit at UNLV since the ranking-system started, according to 247Sports ... Hails from the same high school as fellow-UNLV signee Nick Dimitris. **2022:** Did not see any game action. **2021:** Redshirted season. **HIGH SCHOOL:** Three-year letterwinner at Sierra Vista HS under coach Sergio Villasenor ... Rated as a three-star offensive line prospect by 247Sports, Rivals and ESPN ... Ranked the No. 38 offensive guard in the nation and No. 55 overall player in the state of California by ESPN ... Listed at country's No. 47 OG recruit and No. 78 overall in Golden State by 247Sports ... Ranks No. 71 overall in the state by Rivals ... The big blocker helped the Dons to a league championship and earned first team all-league honors during his prep career ... Played multiple spots along the offensive line (center, tackle and guard). **PERSONAL:** Anthony Bryan Rosas was born in Whittier, CA ... The son of Anthony and Susan Rosas ... Has two younger siblings, Matthew and Briana ... Majoring in business.



46 BRENNON SCOTT

LB • 6-1 • 245 • JUNIOR (1L)
LANCASATER TEXAS
BISHOP DUNNE CATHOLIC HS

UNLV: A former highly recruited defender who looks to make a successful return from a season-ending injury a year ago ... A consensus four-star linebacker who at the time was the highest-rated high school signee in

UNLV football history according to both 247Sports and Rivals ... A three-time member of the Academic All-Mountain West Team (2020-22) and named a 2021 MW Scholar-Athlete ... A spring 2021 member of the UNLV Dean's Honor List. **2022:** Injury redshirt season as a returning starter. **2021:** Played in 11 games, including starting eight games on defense ... Finished eighth on the team with 35 total tackles ... Led the Rebels with nine TFL for a loss of 22 yards ... Ranked second with four quarterback sacks ... Turned in five tackles at UTSA in Game Five ... One week later vs. Utah State he posted his first collegiate sack ... In Game Seven vs. SJSU, he had four takedowns, including another sack ... Helped UNLV to a victory at New Mexico with six TT and two more sacks. **2020:** Redshirted season by only appearing in one game ... Recorded three total tackles vs. Wyoming ...

Named 2020 Mountain West Preseason Freshman of the Year by Street & Smith's. **HIGH SCHOOL:** A 2020 graduate of Bishop Dunne Catholic School in Dallas ... Rated a four-star by Rivals, which ranked him the No. 20 OLB in the nation and No. 40 overall player from the state of Texas ... A four-star recruit ranked No. 29 overall at OLB by ESPN ... A three-star selection by 247Sports which listed him as the No. 23 ILB in the country ... Chose the Rebels over offers from more than three dozen schools, including LSU, Georgia, Florida, Texas, Oregon, USC, Kansas, Arizona State, Baylor, Iowa and Michigan State ... A four-year letterwinner under coach Michael Johnson ... Played linebacker and defensive end ... Helped the Falcons to a state championship as a junior in 2018 ... Finished prep career with 87 total tackles (60 solo), 10.0 tackles-for-loss, 15.0 sacks, one forced fumble and two fumble recoveries ... Also competed in track and field for Dunne. **PERSONAL:** Brennon Elliott Scott was born in Dallas ... The son of Kalandra and Elliott Scott ... Has two younger siblings, Ashton and Reigan ... Majoring in communication studies.

SCOTT'S DEFENSIVE STATS

YEAR	GP-GS	UT	AT	TT	TFL	SCK	INT	PBU	FF	FR
2022	DID NOT PLAY - INJURED									
2021	11-8	23	12	35	9-22	4-15	0-0	1	0	0-0
2020	1-0	0	3	3	0-0	0-0	0-0	0	0	0-0
TOTAL	12-8	23	15	38	9-22	4-15	0-0	1	0	0-0



42 ELIJAH SHELTON

LB • 6-2 • 235 • SENIOR (1L)

**SALT LAKE CITY, UT
HIGHLAND HS/UTAH STATE/UTAH**

UNLV: A former transfer from the Pac-12 who is now a returning starter for the Rebels ... Listed No. 1 at one defensive end spot

following spring practice. **2022:** Earned his first letter as a Rebel by playing in 11 games, including starting nine ... Ranked ninth on the team with 44 total tackles and fifth with 5.5 TFL to go with two QB sacks ... Posted five tackles, including two TFL in his UNLV debut in a win over Idaho State ... Recorded six TT in a victory at his former school, USU in Game Four ... Had six TT and a sack the following week in a win vs. New Mexico ... Finished with a season-high seven takedowns and another sack the next week at San Jose State ... Picked up a fumble and returned it three yards for a touchdown in Game 11 at Hawai'i ... Also later forced and fumble and recovered another fumble vs. the Warriors ... Closed his campaign with six TT in a win over UNR. **UTAH:** Transferred to the former Mountain West program located in Salt Lake City. **2021:** Did not see game action for the Utes. **UTAH STATE:** Played linebacker and defensive end in 15 games for the Mountain West school from 2018-20. **2020:** Started three of the five games he played ... Finished the season with 15 total tackles, which included two sacks and 3.5 TFL, to go along with one fumble recovery and one pass breakup ... Had a season-high eight tackles, including a sack and a fumble recovery vs. Fresno State ... Posted five tackles vs. UNR and his other sack was against Boise State. **2019:** Appeared in nine games, with one start against BYU ... Finished the season with 23 tackles, including earning his first double-digit tackle outing with a career-high 10 stops against Kent State in the Tropical Smoothie Cafe Frisco Bowl ... Had seven tackles against BYU. **2018:** Redshirted the season as he appeared in just one game. **HIGH SCHOOL:** A 2018 graduate of Highland HS in Salt Lake City ... A four-year letterman who helped the Rams to the state playoffs all four years, including the 4A semifinals as a sophomore ... As a senior, finished with 68 tackles, including seven sacks, as Highland went 7-4 and advanced to the quarterfinals of the 5A state playoffs ... Offensively, caught seven passes for 130 yards and three touchdowns, to go along with four kickoff returns for 65 more yards ... Had 24 tackles and a sack and led the Rams with 17 receptions for 268 yards and three touchdowns as a junior ... Also played basketball. **PERSONAL:** The son of Pamela and Christopher Shelton ... Has one sister ... Earned his bachelor's degree in sociology in May 2023.



70 TIGER SHANKS

OL • 6-5 • 320 • JUNIOR (2L)

**LAKE OSWEGO, OR
LAKE OSWEGO HS**

UNLV: A big blocker from the Northwest who is a two-year returning starter at right tackle as a junior ... Named Preseason Fourth Team

All-Mountain West by Athlon ... Named to the 2020 Academic All-Mountain West Team. **2022:** Started 10 games at tackle ... Missed the Fresno State and Hawai'i games because of injury but returned for the season-ending finale victory over UNR ... Helped UNLV produce another 1,000-yard rusher as Aidan Robbins finished with 1,011 and nine touchdowns on the ground. **2021:** Earned his first letter as a Rebel by playing in all 12 games, including starting 11 at right tackle. **2020:** Played in final two games of the season, starting at the left tackle position vs. both Wyoming and Hawai'i. **HIGH SCHOOL:** A 2020 graduate of Lake Oswego HS ... Rated as a three-star offensive line prospect by 247Sports and ESPN ... Ranked the No. 186 OT in the nation by 247Sports and No. 200 by ESPN ... A four-year letterwinner under coach Steve Coury ... Played on both the offensive and defensive lines ... Helped the Lakers to a state championship in 2019... As a senior, named his conference's offensive lineman of the year ... Also earned first team all-state and all-conference selections. **PERSONAL:** Tiger King Shanks was born in Vancouver, BC ... The son of Kerry Yu and Hunter Shanks ... Has one older sister, Maria ... Majoring in hospitality management.

SHELTON'S DEFENSIVE STATS

YEAR	GP	UT	AT	TT	TFL	SCK	INT	PBU	FF	FR
2022	11	26	18	44	5-22	2-16	0-0	0	1	1-0
2021*	DID NOT PLAY									
2020	5	9	6	15	3.5-16	2-13	0-0	1	0	0-0
2019	9	8	15	23	0-0	0-0	0-0	0	0	0-0
2018	1	0	3	3	0-0	0-0	0-0	0	0	0-0
TOTAL	26	43	42	85	8.5-38	4-29	0-0	1	1	1-0
*AT UTAH	#AT UTAH STATE									



78 MATHYUS SU'A
OL • 6-3 • 325 • JUNIOR (TR)

LAS VEGAS, NV
 BISHOP GORMAN HS/WESTERN COLORADO

UNLV: A big blocker who joined the program this summer as a portal addition ... Will look to earn immediate playing time up front this fall ... Named is pronounced "mah-THY-us SUE-

ah." WESTERN COLORADO: Spent three years at the Division II program located in Gunnison, CO. 2022: Named First Team All-Rocky Mountain Athletics Conference after playing in 10 games for the Mountaineers. 2021: Earned Honorable Mention All-RMAC ... Played in all 12 games. 2020: No season due to pandemic. HIGH SCHOOL: A 2020 graduate of Las Vegas powerhouse program Bishop Gorman HS under coach Kenny Sanchez ... Selected to play in the 2020 Polynesian Bowl in Honolulu ... Spent his senior year as an offensive lineman with the Gaels after previously competing as a two-way player for Vista HS in California. PERSONAL: Mathyus Su'a was born in San Diego, CA ... The son of Loimata and Michael Su'a ... Has two siblings, Micah and Makayla ... Majoring in psychology.



41 RASHOD TANNER
DB • 5-8 • 160 • SOPHOMORE (SQ)

WAIPAHU, HI
 MOANALUA HS

UNLV: A speedy, veteran, reserve walk-on defensive back who could also contribute on special teams. 2022: Member of squad but did not see game action. 2021: Redshirt season.

2020: Member of squad but did not see game action. HIGH SCHOOL: A 2020 graduate of Moanalua HS in Honolulu ... Starred in both football and track for The Menehune ... Won a trio of OIA track championships in 2019 (100-meter, 200-meter and long jump) ... Selected to play in the Blue-Grey All-American Bowl as a senior after helping his Na Menehune team finish 10-2 and win the OIA Division I championship. PERSONAL: Rashod Roman Tanner was born in Athens, GA ... The son of Anita and Donta Tanner ... Majoring in journalism & media studies.



22 JAI'DEN THOMAS
RB • 5-9 • 180 • FRESHMAN (HS)

ATLANTA, GA
 WESTLAKE HS

UNLV: One of two high school running backs in the UNLV Class of '23 ... Also one of two natives of the Peach State in this group ... Goes by the nickname Jai'Den "Jet" Thomas.

HIGH SCHOOL: A 2023 graduate of Westlake HS in Atlanta ... Lettered two years under coach Rico Zackery and led the Lions to a 19-7 overall record during that time ... A back-to-back 1,000-yard rusher ... Named First Team All-Region after a senior season that included 1,283 rushing yards and 14 TD to go with 400 receiving yards and three more scores ... Compiled 2,434 all-purpose yards and 27 touchdowns at WHS. PERSONAL: Jai'den Elijah Thomas was born in Paterson, NJ ... The son of Kenneth Thomas and Candace Weems ... Has three older siblings: Alexis, Yasir and Elijah Thomas ... Majoring in engineering.



72 WILL THOMAS
OL • 6-7 • 315 • FRESHMAN (TR)

TULSA, OK
 UNION HS/NEW MEXICO STATE

UNLV: A big portal addition up front who has four years of eligibility remaining ... Will look to make an immediate impact along the Rebel offensive line as a tackle. NEW MEXICO

STATE: Spent one season at the Independent school located in Las Cruces. 2022: Redshirted his one year with the Aggies. HIGH SCHOOL: A 2022 graduate of Tulsa Union HS ... A three-star prospect according to ESPN ... Helped the Redhawks to an 11-2 overall record and a 6A-I District 2 title as a senior. PERSONAL: William Grant Thomas was born in Tulsa ... The son of Jason and Jenni Thomas ... Majoring in business.



10 FRED THOMPKINS
ILB • 6-0 • 225 • SENIOR (1L)

PASO ROBLES, CA
 CLOVIS WEST HS/CCSF

UNLV: The team's leading returning tackler in 2023 was listed No. 2 at middle linebacker

after spring practice ... A veteran defender who was rated a three-star junior college linebacker prospect by 247Sports, Rivals and ESPN ... Ranked the No. 35 overall junior college recruit in the nation, the No. 2 overall junior college recruit in the state of California and the No. 5 JC linebacker prospect in the nation by 247 Sports ... ESPN ranked him the No. 4 ILB JC recruit in the nation ... Picked UNLV over offers from Washington State, Memphis, Liberty and UCF. 2022: One of four Rebel additions in the class out of 2021 national champion City College of San Francisco ... A midway signee who competed in spring practice and went on to earn his first letter as a Rebel by playing in every game, including making his first FBS start vs. Air Force in Week Seven ... Finished third on the team with 59 total tackles, including 2.5 TFL ... Posted 10 total tackles, including one TFL, in his Rebel debut in the season-opening win over Idaho State ... Had five tackles in a win over North Texas and seven the next week in a victory at Utah State ... Seven of his nine tackles at Notre Dame were solo stops in Week Eight ... Added seven TT, including a QB sack, in the season-ending victory over UNR. JUNIOR COLLEGE: Played two seasons at CCSF under coach Jimmy Collins ... Helped CCSF to an undefeated 13-0 record and the California Community College Athletic Association (CCCAA) State Championship, the program's first title since 2015 ... Recorded 55 tackles (33 solo) in 2021, including 4.5 TFL of 10 yards each and one pass breakup ... Named JC Freshman Player of the Year by GridironRR ... Earned all-state first team honors and was an All-Bay 7 First Team selection. HIGH SCHOOL: Attended four different high schools as a prepster: West HS, Kimball HS, Paso Robles HS and finally graduating from Clovis West HS in Fresno. PERSONAL: Frederick Thompkins was born in Berkeley, CA ... The son of Frederick Thompson and Monique Broussard ... Majoring in urban studies.

THOMPKIN'S DEFENSIVE STATS

YEAR	GP-GS	UT	AT	TT	TFL	SCK	INT	PBU	FF	FR
2022	12-1	31	28	59	2.5-4	1-2	0-0	0	0	0-0



84 COREY THOMPSON JR.

WR • 6-0 • 180 • FRESHMAN (HS)

SAN DIEGO, CA
LINCOLN HS

UNLV: A speedy wide receiver from Southern California ... Chose the Rebels over offers from Colorado and Grambling. HIGH SCHOOL: A 2023 graduate of Abraham Lincoln HS ...

Lettered three times for coach David Dunn and helped lead the Hornets to an overall record of 23-9 during his three years on varsity ... Helped the Hornets to a 2022 CIF Division 1 Championship, 2022 Division I AA Regional Championship and a 2022 Division 1 AA Social State Championship ... Played multiple positions during his prep career, making 73 tackles in 3.5 games as a linebacker, recording five interceptions, scoring three touchdowns and making 64 tackles as a safety and garnering 1,463 all-purpose yards, 23 touchdowns and five interceptions as a WR/FS/PR. PERSONAL: Corey Duane Thomas Jr. was born in San Diego ... The son of Dalila Nunez and Corey Thompson Sr. ... Has five younger siblings: Courtney, Laila, Cameron, Kamiyah and Jalin ... Majoring in kinesiology.



14 GAVIN THOMSON

WR • 6-1 • 185 • JUNIOR (TR)

PITTSBURGH, PA
CENTRAL CATHOLIC HS/PITTSBURGH

UNLV: An experienced wide receiver who joined the Rebels from the portal ... One of two new Rebels who transferred from Pitt along with RB Vincent Davis ... The duo is

reunited with former Panther coach and first-year Rebel OC Brennan Marion. PITTSBURGH: Spent four years at the ACC school. 2022: Played in seven games, contributing on special teams and as a reserve wide receiver ... Missed all four contests in November due to injury before returning for the Sun Bowl against UCLA ... Had two catches for 27 yards (13.5 avg.) on the year ... Made one catch for 19 yards at Louisville ... Grabbed an eight-yard reception against Rhode Island ... A walk-on his initial three seasons but was awarded a scholarship prior to the 2022 campaign. 2021: Played in five games, appearing on special teams and as a reserve wide receiver. 2020: Played in six games, serving on special teams and as a reserve wide receiver ... Finished with two catches for 12 yards in the season opener against Austin Peay. 2019: Joined team as a training camp walk-on and redshirted. HIGH SCHOOL: A 2019 graduate of Pittsburgh Central Catholic HS ... Two-year starting wide receiver under coach Terry Totten ... Named First Team WPIAL All-Class 6A ... A two-time PAFootballNews.com All-Academic Gold Team honoree ... Helped the Vikings to a combined 17-7 record over his final two seasons, including a berth in the WPIAL Class 6A championship game as a junior ... Also a track and field letterman who placed seventh in the high jump at the WPIAL championship meet. PERSONAL: Gavin Rae Thomson was born in Pittsburgh ... The son of Alfred and Kelli Thomson ... Has two sisters and one brother ... Majoring in administration.

THOMSON'S RECEIVING STATS

YEAR	GP-GS	REC	YDS	AVG	TD	LG
2022*	7-0	2	27	13.5	0	19
2021*	5-0	0	0	0	0	0
2020*	6-0	2	12	6.0	0	13
TOTAL	18-0	4	39	9.8	0	19

*AT PITT



60 AMANI TRIGG-WRIGHT

OL • 6-4 • 305 • SENIOR (3L)

OAKLAND, CA
MCCLYMONDS HS

UNLV: A veteran big blocker up front who hails from the same prep program as former Rebel Javin White ... A two-year returning starter at right guard. 2022: Named 2022 Preseason

Fourth Team All-Mountain West by Athlon ... Appeared in all 12 games, starting all but the trip to Hawai'i ... Helped Rebel back Aidan Robbins finish with 1,011 net rushing yards. 2021: Played in all 12 games, including starting eight at right guard. 2020: Member of the squad but did not play. 2019: Earned his first letter as a Rebel by playing in the season-opening victory over SUU. 2018: Redshirted season. HIGH SCHOOL: A 2018 graduate of McClymonds HS ... A three-year letterwinner under Michael Peters ... Helped the Warriors to three straight Oakland Athletic League titles and back-to-back state championships ... Played both right tackle and left guard during his career ... Named Oakland Athletic League Most Outstanding Offensive Lineman ... Was a first team all-league selection, an All-Bay Area First Team selection and a second team all-metro honoree. PERSONAL: Amani Andrew Trigg-Wright was born in Berkeley, CA ... The son of Brenda Trigg-Wright and Erick Wright ... Has an older sister, Nefertiti Wright ... Earned his bachelor's degree in journalism & media studies.



45 RYAN TUAOLO

OLB • 6-2 • 210 • FRESHMAN (RS)

BELLFLOWER, CA
ST. JOHN BOSCO HS

UNLV: A nice-sized returning linebacker ... Last name is pronounced "TWO-ah-OLO." 2022:

Redshirt season ... Made his first collegiate appearance in the season finale over UNR. HIGH SCHOOL: A 2022 graduate of St. John Bosco HS in Bellflower, CA ... A three-year letterman for the prep power ... Ranked as a three-star recruit by 247Sports. PERSONAL: Ryan Pana Ma Tualo is the son of Tia and Lau Tualo ... Majoring in business.



2 JAXEN TURNER

DB • 6-2 • 210 • SENIOR (TR)
MORENO VALLEY, CA
RANCHO VERDE HS/ARIZONA

UNLV: A high-profile midyear signee from the Pac-12 Conference who competed in his first spring practice with the Rebels as a senior ... Listed No. 1 at free safety heading into the fall.

ARIZONA: Spent four seasons at the Pac-12 school located in Tucson ... Made 159 total tackles with seven TFL, one sack, two interceptions, nine pass breakups, three forced fumbles and two fumble recoveries during career. 2022: Appeared in 11 games, all starts ... Led the Wildcats with a career-high 79 total tackles, including 54 solo stops ... Posted 2.0 tackles-for-loss, one sack, two interceptions, three pass breakups, two forced fumbles and two fumble recoveries ... Made a season-high 13 tackles against Oregon ... Recorded one other game with double-digit tackles against Washington State ... Made at least one tackle in all 11 games played ... Posted his first career interception in the season opener at San Diego State ... Grabbed his second-career pick against Arizona State to help the Wildcats close the season with a 38-35 win in the Territorial Cup. 2021: Saw action in all 12 games, starting 11 of them ... Totaled 59 tackles, four TFL, five pass breakups, and a forced fumble ... Posted 10 tackles, one of which went for a loss, and added a PBU against UCLA ... Went for eight tackles in back-to-back contests against California and Utah ... Notched at least one tackle in every game and logged five or more stops six times. 2020: Played in all five games with four starts in the Wildcats secondary ... Tallied 19 total tackles and a pass breakup ... Earned first career start on Nov. 14 vs. USC and picked up eight tackles, one TFL and one PBU ... Logged three stops on Nov. 21 at Washington ... Put together strong performance at UCLA on Nov. 28 with five tackles. 2019: Appeared in first six games of the season at safety as a true freshman, before having his season cut short due to injury ... Saw extensive time on special teams ... Totaled two solo tackles in home win over Northern Arizona. HIGH SCHOOL: A 2019 graduate of Rancho Verde HS ... Earned varsity letters under coach Pete Duffy ... Named First Team All-CIF ... Cal Hi Sports First Team Selection ... Totaled 158 tackles and 17 interceptions, including three for touchdowns, in prep career ... Also tallied 16 pass breakups and recovered two fumbles ... Hauled in 42 receptions for 584 yards and three touchdowns on offense ... Carried 13 times for 106 yards and five touchdowns ... Completed 18-of-25 passes for 207 yards and two touchdowns ... Also competed in track and was a talented basketball player as an All-CIF selection ... Played for Las Vegas Prospects in AAU basketball. PERSONAL: Son of Eric Turner and Rosa Miranda ... Has one sister, Itzia Miranda ... Majoring in communication studies.

TURNER'S DEFENSIVE STATS

YEAR	GP-GS	UT	AT	TT	TFL	SCK	INT	PBU	FF	FR
2022*	11-11	54	25	79	2-2	1-1	2-48	3	2	2-0
2021*	12-11	34	25	59	4-9	0-0	0-0	5	1	0-0
2020*	5-4	12	7	19	1-1	0-0	0-0	1	0	0-0
2019*	5-0	2	0	2	0-0	0-0	0-0	0	0	0-0
TOTAL	33-26	102	57	159	7-12	1-1	2-48	9	3	2-0

*AT ARIZONA



43 RAMON VILLELA

PK/P • 6-2 • 200 • FRESHMAN (HS)
UPLAND, CA
UPLAND HS

UNLV: A walk-on place-kicker and punter who joined the Rebels this summer ... Last name is pronounced "v-EL-ah." HIGH SCHOOL: A 2022 graduate of Upland HS ... Competed as a kicker and punter for the Highlanders. PERSONAL: Ramon Antonio Villela was born in West Covina, CA ... The son of Ramon and Kumiko ... Has a brother, Santiago, and a sister, Ayumi ... Majoring in mathematics.



37 DAVONE WALDEN JR.

DB • 6-1 • 185 • SENIOR (3L)
LAS VEGAS, NV
CENTENNIAL HS

UNLV: A walk-on local product who returns as a veteran reserve in the secondary and key contributor on special teams ... Listed No. 2 at one cornerback spot following spring practice ... A three-time member of the Academic All-Mountain West Team (2020-22) and named a 2021 MW Scholar-Athlete ... A member of the UNLV Dean's Honor List in fall 2020 and spring 2021. 2022: Played in 11 games, finding the field both on defense and special teams ... Finished with 10 total tackles and a pass breakup ... Added two TT in a win at Utah State and three takedowns at San Diego State. 2021: Earned his first letter as a Rebel by playing in 11 games, including making two starts, one at nickel at Fresno State and at cornerback in a victory at Fresno State ... Finished with a career-high 18 total tackles, including 15 solo stops. 2020: Joined the team during the season and worked his way into playing time ... Redshirted season by only appearing in the final two games ... Made his debut vs. Wyoming and then started in the secondary in the season finale at Hawai'i ... Totaled four tackles, forced a fumble and broke up a pass against the Rainbow Warriors. HIGH SCHOOL: A 2019 graduate of Centennial HS ... A three-year letterwinner under coach Dustin Forshee, who was an offensive lineman at UNLV in the mid-2000s ... Lined up at both DB and WR for the Bulldogs ... Hauled in four interceptions as a junior and grabbed five more picks as a senior in 2019 ... Also lettered in track and basketball. PERSONAL: Davone Mogen Walden Jr. was born in 2000 in Las Vegas ... The son of Julie Dodd and Davone Walden Sr. ... Majoring in kinesiology.

WALDEN'S DEFENSIVE STATS

YEAR	GP-GS	UT	AT	TT	TFL	SCK	INT	PBU	FF	FR
2022	11-0	5	5	10	0-0	0-0	0-0	1	0	0-0
2021	11-2	15	3	18	0-0	0-0	0-0	1	0	0-0
2020	2-1	4	0	4	0-0	0-0	0-0	1	1	0-0
TOTAL	24-3	24	8	32	0-0	0-0	0-0	3	1	0-0



81 BRYSON WATERMAN

WR • 6-1 • 180 • FRESHMAN (HS)
 BAKERSFIELD, CA
 BAKERSFIELD CHRISTIAN HS

UNLV: A three-star prospect according to 247Sports who walked on to the Rebel program this summer as a wide receiver. **HIGH**

SCHOOL: A 2023 graduate of Bakersfield Christian HS ... A versatile athlete who played both sides of the football ... A team captain who lined up at both WR and QB for the Eagles as well as posting 46 total tackles as a safety during his senior season ... Compiled 2,475 all-purpose yards in his two seasons at BCHS ... Previously attended Paso Robles HS. **PERSONAL:** Bryson Michael Waterman was born in Paso Robles, CA ... The son of Brock and Michelle Waterman ... Majoring in business.



91 COOPER WEBB

DL • 6-2 • 295 • JUNIOR (TR)
 DAVIS, OK
 DAVIS HS/NE OKLAHOMA A&M/ULM

UNLV: An experienced portal addition who looks to make an immediate impact for the Rebels along the defensive interior. **ULM:** Played one

season at the Sun Belt Conference school. **2022:** Played in all 12 games as a sophomore for the Warhawks ... Finished with 11 total tackles, including one QB sack. **JUNIOR COLLEGE:** Spent his freshman season at Northeastern Oklahoma A&M located in Miami, OK. **2021:** Played in six games and totaled 13 tackles for the Golden Norsemen. **HIGH SCHOOL:** A 2021 graduate of Davis HS in Oklahoma ... A four-year letterman, starting all 47 games ... Played both sides of the line for the Wolves. **PERSONAL:** Cooper Bryce Webb was born in Davis ... The son of Rod Webb and Shelley Gilbert ... Majoring in criminal justice.



11 RICKY WHITE

WR • 6-1 • 195 • JUNIOR (1L)
 MARIETTA, GA
 MARIETTA HS/MICHIGAN STATE

UNLV: A former Big Ten Conference wideout who is now a returning starter and honors candidate for the Rebels ... Named Preseason

First Team All-Mountain West by Athlon and Second Team by Phil Steele's ... A member of the 2022 Academic All-Mountain West Team. **2022:** Earned his first letter as a Rebel by starting all 12 games ... Transferred in from Michigan State in time for spring practice and reunited at UNLV with his senior-year high school quarterback, Harrison Bailey, who also joined the Rebels for the 2022 season (since transferred to Louisville) ... Led the team with 619 yards on 51 receptions, including four touchdowns ... Made a stunning first impression with his new program by posting 182 yards on eight catches, including two scores, in season-opening victory over Idaho State ... The 182 yards were the 11th-most ever by a Rebel and the most since 2012 ... His day included a 72-yard TD play with QB Doug Brumfield ... Followed that up with a four-catch, 59-yard day at Cal in Week Two and then a seven-catch, 76-yard effort vs. North Texas that included his third TD of the season ... His four catches for 58 yards vs. Air Force included his fourth score ... Caught four passes for 41 yards at Notre Dame and seven for 62 at San Diego State. **MICHIGAN STATE:** Spent two seasons at the school located in East Lansing. **2021:** Did not appear in a game for the Spartans in what became a redshirt season. **2020:** During true freshman campaign, hauled in 10 receptions for 223 yards in four games ... Averaged 22.3 yards per catch ... Missed final three games of the season due to an injury ... Posted a breakout game at arch-rival Michigan, earning Big Ten Co-Freshman of the Week and Pro Football Focus National True Freshman of the Week after record-setting performance against the No. 13 Wolverines on October 3 ... In that outing, set an MSU freshman single-game record with 196 receiving yards on eight catches (24.5 avg.) ... Eight of 10 catches on the year went for either a first down or touchdown, including four on first down and three on third down. **HIGH SCHOOL:** A 2020 graduate of Marietta HS ... Helped his squad to the Georgia Class 7A state championship in 2019 under coach Richard Morgan ... Recorded 97 catches for 1,319 yards (87.9 YPG) and 16 touchdowns as a senior as Marietta went 13-2 ... Added six carries for 70 yards (11.7 avg.) ... Named to the Marietta Daily Journal All-County First Team for a second straight season in 2019 ... Recorded five receptions for 72 yards, including a 21-yard TD, in the state title game victory over Lowndes ... Started prep career at Wheeler HS ... Posted 55 catches for 1,066 yards and 13 TDs as a junior in 2018 and earned first team all-region 2-7A ... Also named to the Marietta County Journal All-County First Team that season ... Also played basketball as a prepster. **PERSONAL:** Ricky Leon White was born in Dayton, OH ... The son of Tori Butler and Ricky White Jr. ... Has 11 siblings ... Majoring in human services.

WHITE'S RECEIVING STATS

YEAR	GP-GS	REC	YDS	AVG	TD	LG
2022	12-12	51	619	12.1	4	72
2021*	DID NOT PLAY					
2020*	4-0	10	223	22.3	1	50
TOTAL	16-12	61	842	13.8	5	72

*AT MICHIGAN STATE



95 ALEXANDER WHITMORE

DL • 6-2 • 280 • JUNIOR (TR)
MEMPHIS TN
WHITEHAVEN HS/AUSTIN PEAY

UNLV: An experienced portal addition who joined the program in the summer and will look to earn immediate playing time in the interior of the defensive line this fall. **AUSTIN PEAY:**

Played two seasons at the FCS program located in Clarksville, TN. **2022:** Appeared in 10 games for the Governors ... Finished with five total tackles, including his first collegiate sack vs. Murray State ... A member of the Athletic Director's Honor Roll for the second straight semester. **2021:** Played in six games ... Best outing included three tackles against Tennessee State. **HIGH SCHOOL:** Prepped as a defensive lineman and fullback at Whitehaven HS, before joining the Memphis Nighthawks – a homeschool football team – when Shelby County postponed fall sports in 2020 because of the pandemic ... Helped the Nighthawks win the 2020 National Homeschool Football Association (NHFA) Division II Championship ... Named to 2020 NHFA All-Star Award honorable mention team. **PERSONAL:** Alexander Tyler Whitmore was born in South Memphis ... The son of Anthony and Sheila Whitmore ... Has three siblings: Andrew, Aaron, and the late Ashlyn ... Majoring in business.



85 CHARLIE WILLIAMS

TE • 6-4 • 240 • FRESHMAN (HS)
ASPEN, CO
ASPEN HS/IMG ACADEMY

UNLV: A tight end who joins the program this fall after spending last year as part of the post-graduate program at IMG Academy ... A well-traveled player who competed in three different

states during his high school career ... A former WR who moved to TE while at the nation's top prep program, which is located in Bradenton, FL. **HIGH SCHOOL:** A 2022 graduate of IMG Academy ... Previously played for the Governor's Academy HS in Byfield, MA, after spending his first three seasons at his hometown Aspen HS ... Also ran track and played lacrosse for the Skiers. **PERSONAL:** Charles Alan Williams was born in Aspen, CO ... The son of Jennifer Meij and Mark Williams ... Majoring in communication studies.



1 JERRAE WILLIAMS

DB • 5-10 • 185 • SENIOR (1L)
WESTWEGO, LA
JOHN EHRET HS/ARKANSAS-MONTICELLO

UNLV: A versatile, high-energy defender who finally got on the field for the Rebels ... Changed his jersey number to 1 (from 23) for

his senior season ... The former walk-on transfer sat out both the 2020 and '21 seasons while gaining eligibility ... Came to Las Vegas to join a high school teammate in Louisiana, now-former Rebel standout defender Jacoby Windmon ... Named Academic All-Mountain West in 2022. **2022:** Earned his first letter as a Rebel by playing in all 12 games, including starting nine ... Finished sixth on the team with 56 total tackles ... Ranked fourth with 5.5 TFL and tied for third with two interceptions to go with fumble recovery and a pass breakup ... Had a big game at Cal in Week Two, posting seven tackles (five solo), one TFL and grabbed his first interception that he returned 15 yards ... Made it three straight games with seven TT apiece after doing it in wins over North Texas and then Utah State when he added his second INT ... His five takedowns in a win over New Mexico included two TFL ... Recovered a fumble to go with five TT vs. Fresno State ... His career-high nine tackles in the season-ending victory over UNR included a TFL. **ARKANSAS MONTICELLO:** Signed with the NCAA Division II program out of high school. **2019:** Played in two games and recorded two tackles for the Boll Weevils as a true freshman. **HIGH SCHOOL:** A 2019 graduate of John Ehret HS near Marrero, LA ... A three-year letterwinner under coach Marcus Scott ... Played CB, FS and nickel for the Patriots ... Earned second team all-district honors in 2018 after totaling 50 tackles, six forced fumbles and four sacks as a senior and helping Ehret to a 12-2 record. **PERSONAL:** Jerrae Anthony Williams was born in 2000 in Westwego, LA ... The son of Latoya Williams and Jerome Jordan ... Has four younger siblings: Jerkaila Jordan, Heaven Jordan, Tomeah Williams and Chy Lacour ... His sister Jerkaila is a basketball standout who was named 2021 AAC Freshman of the Year at Tulane before transferring to Mississippi State ... Majoring in sociology.

J. WILLIAMS' DEFENSIVE STATS

YEAR	GP-GS	UT	AT	TT	TFL	SCK	INT	PBU	FF	FR
2022	12-9	35	21	56	5.5-18	1-10	2-41	6	0	1-0





17 KRIS WILLIAMS

DB • 5-11 • 190 • SENIOR (1L)


**CLINTON, SC
CLINTON HS/LIMESTONE UNIVERSITY**

UNLV: A returning DB who will look to contribute to the Rebel secondary and on special teams this fall ... Named Academic

All-Mountain West in 2022 **2022:** A portal transfer who earned his first letter as a Rebel by appearing in all 12 games ... Finished with 12 total tackles (seven solo) ... Had a season-high three total tackles in three games (Idaho State, Air Force and Fresno State). **LIMESTONE UNIVERSITY:** Spent four years at the Division II school located in Gafney, SC. **SPRING 2021:** Named Second Team All-South Atlantic Conference ... Started in three games during a nontraditional spring season, playing in four games overall ... Led the Saints with 25 total tackles, 19 solo tackles, and an interception ... Forced a fumble ... Tallied five tackles at West Alabama in the spring season opener ... Added eight tackles, including six solo tackles, in a 30-24 win over UVA Wise ... Followed up with a career-high 10 tackles, eight of which were solo stops, and forced a fumble at Tusculum ... Posted a pair of tackles and an interception in an overtime loss to Mars Hill ... Member of the 2021 South Atlantic Conference Preseason Player to Watch List. **2019:** Played in all 11 games during redshirt-freshman season ... Tallied 26 tackles, including 15 solo tackles, and one tackle for loss ... Recovered one fumble ... Finished with four tackles at No. 24 West Alabama ... Chipped in an assisted tackle against No. 14 West Georgia ... Added four tackles against Tusculum ... Recorded a season-high six tackles, including four solo stops, and a tackle for loss against No. 7 Lenoir-Rhyne. **2018:** Redshirted season. **HIGH SCHOOL:** A 2018 graduate of Clinton HS in North Carolina. **PERSONAL:** Kris Noel Williams was born in Clinton, NC ... The son of Felicia Boykin ... Has an older brother, Vic Register, and older sister, Mytia Williams ... Majoring in administration.

K. WILLIAMS' DEFENSIVE STATS

YEAR	GP-GS	UT	AT	TT	TFL	SCK	INT	PBU	FF	FR
2022	12-0	7	5	12	0-0	0-0	0-0	0	0	0-0




49 ANDREW WIMMER

RB • 5-9 • 195 • JUNIOR (RS)

**SOUTH JORDAN, UT
BINGHAM HS/SADDLEBACK COLLEGE**

UNLV: A reserve running back who will look to earn his first playing time this fall after turning in a strong spring practice performance. **2022:**

Redshirted season after walking on to the program. **JUNIOR COLLEGE:** Spent two years at Saddleback College, which is located in Mission Viejo, CA ... Earned SCFA Scholar-Athlete Team honors for 2021-22. **2021:** Played in 10 games and recorded two touchdowns in sophomore campaign. Opened his career at San Diego Mesa College. **2019:** Led the Olympians in rushing with 477 yards and seven touchdowns ... Named to Dean's List. **HIGH SCHOOL:** A 2019 graduate of Bingham HS in South Jordan, UT. **PERSONAL:** Andrew John Wimmer was born in Elkhart, IN ... The son of Nate and Sherri Wimmer ... Majoring in communication studies.



7 JACKSON WOODARD

LB • 6-3 • 230 • JUNIOR (TR)

**LITTLE ROCK, AR
LITTLE ROCK CHRISTIAN ACADEMY/ARKANSAS**

UNLV: A linebacker transfer from Arkansas who is one of three former Razorbacks in the Class of '23 who joined Barry Odom at UNLV

... Enrolled at UNLV in January and took part in his first spring practice with the Rebels ... Listed No. 1 at the MLB spot ... A member of the UNLV Dean's Honor List in spring 2023. **ARKANSAS:** Spent three seasons at the SEC school located in Fayetteville ... Appeared in 28 games overall and made 16 total tackles while appearing on both defense and special teams. **2022:** Appeared in all 13 games for the Hogs as a sophomore and totaled seven tackles, including four solo ... Had at least one tackle in six games ... Turned in two TT and a pass breakup in the team's Liberty Bowl victory over Kansas ... Also posted a tackle in games vs. Cincinnati, Alabama, Mississippi State, BYU and Auburn. **2021:** Appeared in 11 games, recording seven total tackles with five solo stops ... Tallied at least one tackle in five games ... Made first tackle of the season in win over Rice ... Totaled one tackle against Texas and LSU ... Finished with a career-high three tackles, including two solo stops, in win against UAPB. **2020:** Played in four games, seeing action at linebacker and on special teams in what counted as a redshirt season ... Registered two total tackles, both assisted stops ... Made a tackle in his first career game against Ole Miss. **HIGH SCHOOL:** A 2020 graduate of Little Rock Christian Academy ... A three-year letterwinner for coach Eric Cohu ... Also lettered in baseball for the Warriors during his prep days ... Helped LRCA to a 13-1 record and No. 5 state ranking, with the team's only loss coming in the 5A State Championship game as a senior ... Earned Arkansas Democrat-Gazette All-Preps second team honors after tallying 153 tackles, two sacks and four forced fumbles as a senior in fall 2019 ... Came on the heels of a 14-1 season in 2018, ending the year with the 5A state title after a 52-38 rout of Pulaski Academy. **PERSONAL:** Ernest Jackson Woodard was born in Memphis ... The son of Tacy and Ernie Woodard ... Majoring in kinesiology.

WOODARD'S DEFENSIVE STATS

YEAR	GP-GS	UT	AT	TT	TFL	SCK	INT	PBU	FF	FR
2022*	13-0	4	3	7	0-0	0-0	0-0	1	0	0-0
2021*	11-0	5	2	7	0-0	0-0	0-0	0	0	0-0
2020*	4-0	0	2	2	0-0	0-0	0-0	0	0	0-0
TOTAL28	9	7	16	0-0	0-0	0-0	1	0	0-0	

*AT ARKANSAS



29 JORDAN YOUNGE-HUMPHREY

RB • 5-9 • 205 • SENIOR (1L)

**ROCKLEDGE, FL
ROCKLEDGE HS/JACKSONVILLE/STETSON**

UNLV: An experienced, big-bodied running back who walked on to the Rebels and made a positive impact on what is his third collegiate program. **2022:** Earned his first letter as a Rebel after transferring to Las Vegas by appearing in 10 games ... Finished fourth on the squad with 61 net rushing yards to go with four receptions for 29 yards ... Made his UNLV debut in the season-opening win over Idaho State, rushing four times for 47 yards with a long of 30 ... After spot carries vs. North Texas and Air Force, made a big impression in game at Notre Dame by scoring a pair of rushing touchdowns (two yards and one yard) ... Carried it seven times for eight yards while adding two catches for 18 yards against the Irish. **STETSON:** Spent one year at the FCS program located in Deland, FL ... Transferred after his previous school dropped its football program ... Because of the pandemic, competed in spring 2021 season for the Hatters ... A second team All-Pioneer Football League selection ... Ran for a season-high 115 yards against Davidson ... Finished second in the PFL in rushing yards per game with 89.8 ... Finished 10th in the league in total offense per game and 89.8 yards per game ... Had 98 rushing yards on 13 carries at Morehead State. **JACKSONVILLE:** Spent his freshman season at the FCS program, which shut down its football program after the 2019 season ... Played in all 12 games as a freshman ... Finished the year with 314 rush yards on just 46 attempts, averaging 6.8 yards per carry ... Scored touchdowns in games against Morehead State and Drake. **HIGH SCHOOL:** A 2019 graduate of Rockledge HS ... Played for coach Wayne Younger, helping the Raiders to a 10-2 record as a senior ... Ran for 305 yards on just 26 carries as a senior, scoring three touchdowns ... A track standout, posting a time of 10.88 in the 100 meters, finishing seventh in the state, and 21.54 in the 200 meters, finishing fourth in the state ... Attended Southmoore HS in Moore, OK, as a freshman ... The school in Oklahoma was hit by an F5 tornado in 2013 and Jordan was there when it happened. **PERSONAL:** Jordan William Young-Humphrey was born in St. Louis, MO ... The son of Cleveland Washington and Mary Young-Humphrey ... Has four brothers, Paul Young-Humphrey, Jacob Young-Humphrey, Patrick Young-Humphrey and Deshun Washington ... Majoring in economics.

YOUNGE-HUMPHREY'S RECEIVING STATS

YEAR	GP-GS	REC	YDS	AVG	TD	LG
2022	10-0	4	29	7.2	0	14

YOUNGE-HUMPHREY'S RUSHING STATS

YEAR	GP-GS	ATT	YDS	AVG	TD	LG
2022	10-1	18	61	3.4	2	30



88 SHELTON ZEON III

TE • 6-4 • 250 • SENIOR (4L)

**NORCROSS, GA
NORCROSS HS**

UNLV: A big, experienced tight end who will again compete to be a starter as a Super Senior this fall ... One of six Rebels from the Peach Tree State on this year's roster ... Named Academic All-Mountain West in 2022 and was a member of the UNLV Dean's Honor List in fall 2021 ... Last name is pronounced "Z-on." **2022:** Started all 12 games at tight end ... Ranked sixth on the team with 15 receptions for 168 yards ... Caught at least one pass in nine games ... Hauled in a season-high four catches for 43 yards in a win at Utah State in Week Four ... Had two grabs for 19 yards vs. Air Force ... His only catch vs. Fresno State went for a season-long 41 yards. **2021:** Played in seven games, including starting at vs. Utah State in Game Six ... Caught a career-high six passes for 46 yards with a long of 12. **2020:** Appeared in five of six games, including making his first collegiate start in the season-opener at SDSU ... Did not record a catch as a sophomore. **2019:** Earned his first letter as a Rebel by playing in 11 of 12 games ... Caught his first two passes as a collegian, including a six-yard touchdown reception in a victory over San Jose State in the home finale. **2018:** Redshirted season after becoming the only tight end to sign with the Rebels. **HIGH SCHOOL:** A 2018 graduate of Norcross HS ... A three-year letterwinner under coach Keith Maloof ... Helped the Blue Devils to an 11-1 record and a regional championship as a junior in 2016 ... Finished the 2017 season with 13 receptions for 149 yards and a touchdown ... A team captain as a senior ... Also played varsity basketball as a junior and senior. **PERSONAL:** Shelton Seavo Zeon III was born in Atlanta, GA ... The son of Nicole Zeon and Shelton Zeon Sr. ... Dad played running back at Gardner-Webb University ... Has an older sister, Kierra, and a younger sister, Nyemah ... Majoring in administration.

ZEON'S RECEIVING STATS

YEAR	GP-GS	REC	YDS	AVG	TD	LG
2022	12-12	15	168	11.2	0	41
2021	7-1	6	46	7.7	0	12
2020	5-1	0	0	0-0	0	0
2019	11-0	2	6	3.0	1	7
TOTAL	35-14	23	214	9.3	1	41



UNLV FOOTBALL

OUR TOWN OUR TEAM



SEASON REVIEW



2022 UNLV STATISTICS

UNLV TEAM DATA

	UNLV	OPP
SCORING	316	342
Points per game	26.3	28.5
Points Off Turnovers	40	40
FIRST DOWNS	212	251
Rushing	88	116
Passing	108	111
Penalty	16	23
RUSHING YARDAGE	1645	1895
Yards gained rushing	1966	2148
Yards lost rushing	321	258
Rushing attempts	402	481
Average per rush	4.1	3.9
Average per game	137.1	157.5
TDs Rushing	18	19
PASSING YARDAGE	2580	2709
Comp-Att-Int	227-361-7	223-358-15
Average per pass	7.1	7.6
Average per catch	11.4	12.1
Average per game	215.0	225.8
TDs Passing	15	21
TOTAL OFFENSE	4225	4599
Total plays	763	839
Average per play	5.5	5.5
Average per game	352.1	383.3
Kick returns: #-Yards	19-396	28-465
Punt returns: #-Yards	10-61	20-165
Int returns: #-Yards	15-232	7-38
Kick return average	20.8	16.6
Punt return average	6.1	8.3
Int return average	15.5	5.4
Fumbles-Lost	12-8	11-6
Penalties-Yards	69-685	54-500
Average per game	57.1	41.7
Punts-Yards	63-2504	44-1836
Average per punt	39.7	41.7
Net punt average	36.7	39.4
Kickoffs-Yards	63-3411	70-4226
Average per kick	52.5	60.4
Net kick average	36.4	39.6
Time of possession / game	28:45	31:14
3rd-down conversion	50/155	60/161
3rd-down pct	32%	37%
4rd-down conversion	10/20	17/28
4rd-down pct	50%	61%
Sacks by-Yards	28-160	37-216
Misc Yards	0	0
Touchdowns scored	37	41
Field goals - attempts	18-19	18-23
On-Side kicks	1-5	0-1
Red-zone scores	(34-40) 85%	(43-54) 80%
Red-zone touchdowns	(23-40) 58%	(28-54) 52%
PAT-attempts	(34-34) 100%	(38-39) 97%
Attendance	132673	183669
Games / Avg per game	6/22112	6/30612
Neutral site games	-	0/0

2022 RESULTS (5-7, 3-5 MW)

DATE	OPPONENT	W/L	SCORE	ATTEND
Aug. 27	IDAHO STATE	W	52-21	19,579
Sept. 10	at Cal	L	14-20	38,180
Sept. 17	NORTH TEXAS	W	58-27	19,623
Sept. 24	at Utah State*	W	34-24	17,454
Sept. 30	NEW MEXICO*	W	31-20	21,605
Oct. 7	at San Jose State*	L	7-40	16,669
Oct. 15	AIR FORCE* (HC)	L	7-42	23,847
Oct. 22	at Notre Dame	L	21-44	73,165
Nov. 5	at San Diego State*	L	10-14	28,854
Nov. 11	FRESNO STATE*	L	30-37	23,146
Nov. 19	at Hawai'i*	L	25-31	9,346
Nov. 26	UNR*	W	27-22	24,873

*Mountain West Game

Record	Overall	Home	Away	Neutral
All Games	5-7	4-2	1-5	0-0
Conference	3-5	2-2	1-3	0-0
Non-Conference	2-2	2-0	0-2	0-0

SCORE BY QUARTERS

	1st	2nd	3rd	4th	OT	Total
UNLV	63	108	63	82		316
Opponents	123	76	75	68		342

ATTENDANCE (AVG)

Total:	12/316,342	12/26,362
Home:	6/132,673	6/22,112
Away:	6/183,669	6/30,612
Neutral:	0/0	0/0

TOTAL OFFENSE

PLAYER	G	Plays	Rush	Pass	Total	Avg/G
Doug Brumfield	10	344	261	1898	2159	215.9
Aidan Robbins	11	209	1009	0	1009	91.7
Courtney Reese	12	51	370	0	370	30.8
Harrison Bailey	6	73	-1	318	317	52.8
Cameron Friel	4	61	-68	364	296	74.0
Jordan Younge-Humphrey	10	18	61	0	61	6.1
Kyle Williams	9	1	12	0	12	1.3
Jayvaun Wilson	1	1	7	0	7	7.0
Ricky White	12	1	3	0	3	0.3
Team	12	0	-9	0	-9	-0.8
Total	12	763	1645	2580	4225	352.1
Opponents	12	839	1890	2709	4599	383.3

PASSING

PLAYER	G	Effic	C-A-I	Pct	Yds	TD	Lg	Avg/G
Doug Brumfield	10	136.4	164-254-5	64.6	1898	10	72	189.8
Harrison Bailey	6	105.7	30-58-1	51.7	318	2	49	53.0
Cameron Friel	4	145.9	33-49-1	67.3	364	3	38	91.0
Total	12	132.7	227-361-7	62.9	2580	15	72	215.0
Opponents	12	136.8	223-358-15	62.3	2709	21	75	225.8

2022 UNLV STATISTICS



RUSHING

PLAYER	G	Att	Gain	Loss	Net	Avg	TD	Lg	Avg/G
Aidan Robbins	11	209	1053	42	1011	4.8	9	66	91.9
Courtney Reese	12	52	393	21	372	7.2	0	74	31.0
Doug Brumfield	10	90	387	126	261	2.9	6	29	26.1
Jordan Younge-Humphrey	10	18	65	4	61	3.4	2	30	6.1
Kyle Williams	9	1	12	0	12	12.0	0	12	1.3
Jayvaun Wilson	1	1	7	0	7	7.0	0	7	7.0
Ricky White	12	1	3	0	3	3.0	0	3	0.3
Jeff Weimer	7	0	0	0	0	0.0	0	0	0.0
Harrison Bailey	6	15	43	44	-1	-0.1	1	10	-0.2
Cameron Friel	4	12	7	75	-68	-5.7	0	4	-17.0
Team	12	4	0	9	-9	-2.3	0	0	-0.8
Total	12	403	1970	321	1649	4.1	18	74	137.4
Opponents	12	481	2152	257	1895	3.9	19	60	157.9

RECEIVING

PLAYER	G	No	Yds	Avg	TD	Long	Avg/G
Ricky White	12	51	619	12.1	4	72	51.6
Kyle Williams	9	40	541	13.5	5	49	60.1
Nick Williams	12	28	435	15.5	2	70	36.3
Jeff Weimer	7	26	278	10.7	1	32	39.7
Aidan Robbins	11	23	125	5.4	1	22	11.4
Senika McKie	10	17	209	12.3	1	38	20.9
Shelton Zeon III	12	15	168	11.2	0	41	14.0
Courtney Reese	12	14	75	5.4	0	18	6.3
Kalvin Souders	7	4	57	14.3	0	18	8.1
Jordan Younge-Humphrey	10	4	29	7.3	0	14	2.9
Kaleo Ballungay	12	3	21	7.0	0	10	1.8
Zyell Griffin	2	2	23	11.5	1	14	11.5
Total	12	227	2580	11.4	15	72	215.0
Opponents	12	223	2709	12.1	21	75	225.8

PUNTING

PLAYER	No	Yds	Avg	Long	TB	FC	I20	50+	Blkd
Marshall Nichols	59	2450	41.5	56	2	19	16	8	0
Team	4	0	0.0	0	0	0	0	0	4
Total	63	2450	38.9	56	2	19	16	8	4
Opponents	44	1836	41.7	65	2	20	12	9	2

PUNT RETURNS

PLAYER	No	Yds	Avg	TD	Long
Nohl Williams	7	46	6.6	0	14
Jeff Weimer	3	15	5.0	0	9
Spencer Briggs	1	14	14.0	0	14
Total	11	75	6.8	0	14
Opponents	23	200	8.7	0	34

KICK RETURNS

PLAYER	No	Yds	Avg	TD	Long
Nohl Williams	7	172	24.6	0	36
Courtney Reese	8	139	17.4	0	25
Sammy Green	2	47	23.5	0	24
Jerrae Williams	1	30	30.0	0	30
Kue Olotoa	1	8	8.0	0	8
Total	19	396	20.8	0	36
Opponents	28	465	16.6	1	99

INTERCEPTIONS

PLAYER	No	Yds	Avg	TD	Long
Nohl Williams	3	62	20.7	0	54
Cameron Oliver	3	41	13.7	2	21
Austin Ajiake	2	56	28.0	0	47
Jordyn Morgan	2	41	20.5	0	41

SCORING

PLAYER	TD	FGs	PATs				DXP	Saf	Points
			Kick	Rush	Rcv	Pass			
Daniel Gutierrez	-	18	34-34	-	-	-	-	88	
Aidan Robbins	10	-	-	-	-	-	-	60	
Doug Brumfield	6	-	-	1	1-2	-	-	38	
Kyle Williams	5	-	-	1	1-1	-	-	32	
Ricky White	4	-	-	-	-	-	-	24	
Cameron Oliver	2	-	-	-	-	-	-	12	
Nick Williams	2	-	-	-	-	-	-	12	
Jordan Younge-Humphrey	2	-	-	-	-	-	-	6	
Harrison Bailey	1	-	-	-	-	-	-	6	
Johnathan Baldwin	1	-	-	-	-	-	-	6	
Zyell Griffin	1	-	-	-	-	-	-	6	
Senika McKie	1	-	-	-	-	-	-	6	
Elijah Shelton	1	-	-	-	-	-	-	6	
Jeff Weimer	1	-	-	-	-	-	-	6	
Team	-	-	-	-	-	-	1	2	





2022 UNLV STATISTICS

ALL-PURPOSE YARDAGE

PLAYER	G	Rush	Rec	PR	KOR	IR	Tot	Avg/G
Aidan Robbins	11	1011	225	0	0	0	1136	103.3
Ricky White	12	3	619	0	0	0	622	51.8
Courtney Reese	12	372	75	0	139	0	586	48.8
Kyle Williams	9	12	541	0	0	0	553	61.4
Nick Williams	12	0	435	0	0	0	435	36.3
Jeff Weimer	7	0	278	15	0	0	293	41.9
Nohl Williams	11	0	0	46	172	62	280	25.5
Doug Brumfield	10	261	0	0	0	0	261	26.1
Senika McKie	10	0	209	0	0	0	209	20.9
Shelton Zeon III	12	0	168	0	0	0	168	14.0
Jordan Younge-Humphrey	10	61	29	0	0	0	90	9.0
Kalvin Souders	7	0	57	0	0	0	57	8.1
Austin Ajiake	12	0	0	0	0	56	56	4.7
Sammy Green	2	0	0	0	47	0	47	23.5
Jerrae Williams	12	0	0	0	30	12	42	3.5
Jordyn Morgan	12	0	0	0	0	41	41	3.4
Cameron Oliver	11	0	0	0	0	41	41	3.7
Zyell Griffin	2	0	23	0	0	0	23	11.5
Kaleo Ballungay	12	0	21	0	0	0	21	1.8
Johnathan Baldwin	12	0	0	0	0	15	15	1.3
Spencer Briggs	4	0	0	14	0	0	14	3.5
Kue Olotoa	10	0	0	0	8	0	8	0.8
Jayvaun Wilson	1	7	0	0	0	0	7	7.0
BJ Harris	5	0	0	0	0	5	5	1.0
Harrison Bailey	6	-1	0	0	0	0	-1	-0.2
Cameron Friel	4	-68	0	0	0	0	-68	-17.0
Team	12	-9	0	0	0	0	-9	-0.8
Total	12	1649	2580	75	396	232	4932	411.0
Opponents	12	1895	2709	200	465	38	5307	442.3

RED-ZONE TOTALS

UNLV	Att	Scores	TD	FG
IDAHO STATE	7	6	6	0
at Cal	2	1	1	0
NORTH TEXAS	4	4	4	0
at Utah State	6	6	4	2
NEW MEXICO	3	3	2	1
at San Jose State	2	1	1	0
AIR FORCE	1	0	0	0
at Notre Dame	3	3	3	0
at San Diego State	3	1	0	1
FRESNO STATE	4	4	1	3
at Hawai'i	3	3	1	2
UNR	2	2	0	2
SEASON TOTAL	40	34	23	11

PCT. SCORING IN RED ZONE: 85%
PCT. SCORING TD IN RED ZONE: 57%

OPPONENTS	Att	Scores	TD	FG
IDAHO STATE	2	2	2	0
at Cal	5	4	2	2
NORTH TEXAS	5	3	1	2
at Utah State	4	2	2	0
NEW MEXICO	5	4	2	2
at San Jose State	6	6	4	2
AIR FORCE	5	5	5	0
at Notre Dame	8	6	5	1
at San Diego State	1	0	0	0
FRESNO STATE	5	5	2	3
at Hawai'i	4	3	2	1
UNR	4	3	1	2
SEASON TOTAL	54	43	28	15

PCT. SCORING IN RED ZONE: 80%
PCT. SCORING TD IN RED ZONE: 52%

REBEL RUNDOWN

Record:	5-7
Home:	4-2
Away:	1-5
Day Games (Start before 5 pm):	3-3
Night Games (Start after 5 pm):	2-4
TV Games:	5-7
on CBS Sports Network	3-4
on Peacock	0-1
on Pac-12 Bay Area	0-1
on SSEN	2-0
on Spectrum	0-1
When Scoring First:	2-2
When Opponent Scores First:	3-5
When Leading at Halftime:	4-2
When Trailing at Halftime:	1-5
When Tied at Halftime:	0-0
When Leading After 3rd Quarter:	4-0
When Trailing After 3rd Quarter:	0-7
In Overtime Games:	0-0
When Scoring <20 Points:	0-4
When Scoring 20-29 Points:	1-2
When Scoring 30+ Points:	4-1
When Allowing <20 Points:	0-1
When Allowing 20-29 Points:	5-1
When Allowing 30+ Points:	0-5
When Rushing <100 Yards:	1-2
When Rushing 100-199 Yards:	3-4
When Rushing 200+ Yards:	1-1
When Passing <200 Yards:	0-4
When Passing 200-299 Yards:	4-3
When Passing 300+ Yards:	1-0
When <300 Yards Total Offense:	1-3
When 300+ Yards Total Offense:	4-4
When Allowing <100 Yds Rush:	2-3
When Allowing 100-199 Yds Rush:	2-1
When Allowing 200+ Yds Rush:	0-3
When Allowing <200 Yds Pass:	2-1
When Allowing 200-299 Yds Pass:	1-5
When Allowing 300+ Yds Pass:	2-1
When Allowing 400+ Yds Tot Off:	3-3
When Having 100-Yard Rusher:	1-3
When Allowing 100-Yard Rusher:	1-4
When Making No Turnovers:	3-1
When Making 1-2 Turnovers:	2-4
When Making 3+ Turnovers:	0-2
When No Takeaways:	0-2
When 1-2 Takeaways:	3-5
When 3+ Takeaways:	2-0
When More Time of Poss:	4-2
When Playing on Artificial Turf:	4-6
When Playing on Natural Grass:	1-1
When Game Decided by TD or Less:	1-4
When Game Decided by FG or Less:	0-0

2022 UNLV STATISTICS



DEFENSIVE STATISTICS

NO	PLAYER	GP	Tackles			TFL/YDS	-Sacks-	-Pass Def-		-Fumbles-		Blkd	
			UA	AT	TT			PBU	FR-Y	FF	Kick	SAF	
27	Austin Ajiake	12	59	73	132	11-33	4-17	2-56	.	1-5	.	.	.
7	Adam Plant Jr.	11	33	29	62	13.5-79	8-57	.	.	3	.	.	.
10	Fred Thompkins	12	31	28	59	2.5-4	1-2
3	Johnathan Baldwin	12	37	19	56	1-1	.	1-15	7	1-55	1	.	.
25	Jordyn Morgan	12	31	25	56	0.5-1	.	2-41	6
23	Jerrae Williams	12	35	21	56	5.5-18	1-10	2-12	1	1-0	.	.	.
44	Kyle Beaudry	12	25	26	51	1-1	.	.	1
8	Darius Johnson	11	19	28	47	2-8	2-8
42	Elijah Shelton	11	26	18	44	5-22	2-16	.	.	1-3	1	.	.
2	Nohl Williams	11	24	16	40	1-3	.	3-62	5	1-0	1	.	.
5	Cameron Oliver	11	26	5	31	1-1	.	3-41	1
50	Jalen Dixon	11	14	16	30	6.5-27	3-16	.	.	.	1	.	.
55	Tavis Malakius	11	7	18	25	.	.	.	1	1-0	.	.	.
16	Eliel Ehimare	11	7	12	19	2-13	2-13
20	Trenton Holloway	10	7	11	18
21	BJ Harris	5	13	4	17	3-12	1-1	1-5	1
81	Kue Olotoa	10	6	7	13
38	Marsel McDuffie	10	6	6	12	1-3
17	Kris Williams	12	7	5	12
15	Kilinahe Mendiola-Jensen	10	8	3	11
96	Waisale Muavesi	11	4	7	11	2.5-12	1-10	.	2	.	1	.	.
9	Isaiah Sayles	8	2	9	11	1-4	1-4
0	Ricky Johnson	3	8	2	10	.	.	1-0	1
37	Davone Walden Jr.	11	5	5	10	.	.	.	1	.	.	1	.
47	Ryan Keeler	7	1	7	8	1-1	1-1
26	Ose Egbase	6	2	2	4
6	Naki Fahina	1	1	3	4	1-5	1-5
34	Tyray O'Dell	7	2	2	4
94	Ben Key	2	1	2	3
31	Lacarea Pleasant-Johnson	4	1	2	3	.	.	.	1
99	LeShaun Bell	3	1	1	2
29	Donyai Dixon	7	.	2	2
26	Courtney Reese	12	2	.	2
79	Leif Fautanu	12	1	.	1
52	Rex Goossen	7	.	1	1
18	Shaun Grayson	2	1	.	1
32	Daniel Gutierrez	12	1	.	1
59	Walker Hardan	11	.	1	1
80	Brye Lighon	2	.	1	1
0	Senika McKie	10	.	1	1
60	Amani Trigg-Wright	12	1	.	1
11	Ricky White	12	1	.	1
5	Harrison Bailey	6
21	Spencer Briggs	4	1	.	.	.
2	Doug Brumfield	10
14	Zyell Griffin	2
9	Aidan Robbins	11
1	Kyle Williams	9	1-0	.	.	.
TM	Team	12	1	.
Totals		12	456	418	874	62-248	28-160	15-232	28	6-63	8	1	1
Opponents		12	422	354	776	82-312	37-216	7-38	30	7-34	8	4	1



TEAM TOTALS

UNLV	RUSH	PASS	OFF.	1STDwn	POSS.	TOs	OPPONENT	RUSH	PASS	OFF.	1STDwn	Poss.	TOs
IDAHO STATE	162	405	554	23	30:24	0	IDAHO STATE	50	191	241	13	29:36	1
at Cal	103	206	309	17	24:34	1	at Cal	92	278	370	25	35:37	1
NORTH TEXAS	365	211	576	28	38:42	0	NORTH TEXAS	169	305	474	20	21:18	1
at Utah State	103	217	320	21	34:30	0	at Utah State	96	325	421	22	25:30	6
NEW MEXICO	123	233	356	22	30:18	2	NEW MEXICO	134	163	297	18	29:16	2
at SANJOSE STATE	52	161	213	13	27:12	1	at SANJOSE STATE	203	230	433	24	32:48	0
AIR FORCE	61	118	179	9	16:50	4	AIR FORCE	406	14	420	26	43:10	0
at Notre Dame	146	153	299	11	26:02	1	at Notre Dame	223	205	428	23	33:58	2
at SDSU	118	207	325	14	25:56	4	at SDSU	99	216	315	20	34:04	1
FRESNO STATE	221	172	393	21	30:44	0	FRESNO STATE	68	313	381	19	29:16	1
at Hawai'i	139	288	427	21	34:37	1	at Hawai'i	167	202	369	19	25:23	1
UNR	69	209	278	11	25:27	1	UNR	182	278	460	22	34:26	3

TEAM SUPERLATIVES

UNLV

Points Scored	58, vs North Texas (Sep 17)
First Downs	28, vs North Texas (Sep 17)
Rushing	17, vs North Texas (Sep 17)
Passing	6, 3x last at San Diego State (Nov 5)
Penalty	3, 2x last vs New Mexico (Sep 30)
Rushing Attempts	51, vs North Texas (Sep 17)
Rushing Yards	365, vs North Texas (Sep 17)
Passing Attempts	37, at Hawai'i (Nov 19)
Passing Completions	26, vs Idaho State (Aug 27)
Passing Yards	405, vs Idaho State (Aug 27)
Passes Had Intercepted	2, at San Diego State (Nov 5)
Total Offensive Plays	78, vs North Texas (Sep 17)
Total Offensive Yards	576, vs North Texas (Sep 17)
Fumbles	3, 2x, last at San Diego State (Nov 5)
Lost	3, at Air Force (Oct 15)
Penalties	8, 2x, last vs New Mexico (Sep 30)
Yards	105, at Cal (Sep 10)
Sacks by	6, at San Diego State (Nov 5)
Yards	29, at Cal (Sep 10)

HIGH

Points Scored	58, vs North Texas (Sep 17)
First Downs	28, vs North Texas (Sep 17)
Rushing	17, vs North Texas (Sep 17)
Passing	6, 3x last at San Diego State (Nov 5)
Penalty	3, 2x last vs New Mexico (Sep 30)
Rushing Attempts	51, vs North Texas (Sep 17)
Rushing Yards	365, vs North Texas (Sep 17)
Passing Attempts	37, at Hawai'i (Nov 19)
Passing Completions	26, vs Idaho State (Aug 27)
Passing Yards	405, vs Idaho State (Aug 27)
Passes Had Intercepted	2, at San Diego State (Nov 5)
Total Offensive Plays	78, vs North Texas (Sep 17)
Total Offensive Yards	576, vs North Texas (Sep 17)
Fumbles	3, 2x, last at San Diego State (Nov 5)
Lost	3, at Air Force (Oct 15)
Penalties	8, 2x, last vs New Mexico (Sep 30)
Yards	105, at Cal (Sep 10)
Sacks by	6, at San Diego State (Nov 5)
Yards	29, at Cal (Sep 10)

OPPONENTS

Points Scored	44, at Notre Dame (Oct 22)
First Downs	26, vs Air Force (Oct 15)
Rushing	25, vs Air Force (Oct 15)
Passing	14, vs Fresno State (Nov 11)
Penalty	7, at Cal (Sep 10)
Rushing Attempts	76, vs Air Force (Oct 15)
Rushing Yards	406, vs Air Force (Oct 15)
Passing Attempts	45, vs UNR (Nov 26)
Passing Completions	28, 3x last at Hawai'i (Nov 19)
Passing Yards	325, at Utah State (Sep 24)
Passes Had Intercepted	5, at Utah State (Sep 24)
Total Offensive Plays	86, vs UNR (Nov 26)
Total Offensive Yards	474, vs North Texas (Sep 17)
Fumbles	3, at Hawai'i (Nov 19)
Lost	2, at Hawai'i (Nov 19)
Penalties	11, at Utah State (Sep 24)
Yards	93, at Utah State (Sep 24)
Sacks by	5, 2x last vs UNR (Nov 26)
Yards	32, vs Idaho State (Aug 27)

HIGH

Points Scored	44, at Notre Dame (Oct 22)
First Downs	26, vs Air Force (Oct 15)
Rushing	25, vs Air Force (Oct 15)
Passing	14, vs Fresno State (Nov 11)
Penalty	7, at Cal (Sep 10)
Rushing Attempts	76, vs Air Force (Oct 15)
Rushing Yards	406, vs Air Force (Oct 15)
Passing Attempts	45, vs UNR (Nov 26)
Passing Completions	28, 3x last at Hawai'i (Nov 19)
Passing Yards	325, at Utah State (Sep 24)
Passes Had Intercepted	5, at Utah State (Sep 24)
Total Offensive Plays	86, vs UNR (Nov 26)
Total Offensive Yards	474, vs North Texas (Sep 17)
Fumbles	3, at Hawai'i (Nov 19)
Lost	2, at Hawai'i (Nov 19)
Penalties	11, at Utah State (Sep 24)
Yards	93, at Utah State (Sep 24)
Sacks by	5, 2x last vs UNR (Nov 26)
Yards	32, vs Idaho State (Aug 27)

LOW

Points Scored	7, 2x last vs Air Force (Oct 15)
First Downs	9, vs Air Force (Oct 15)
Rushing	2, vs UNR (Nov 26)
Passing	3, vs Iowa State (Sep 18)
Penalty	0, 2x last at San Diego State (Nov 5)
Rushing Attempts	20, vs Air Force (Oct 15)
Rushing Yards	52, at San Jose State (Oct 7)
Passing Attempts	15, vs Air Force (Oct 15)
Passing Completions	10, vs Air Force (Oct 15)
Passing Yards	118, vs Air Force (Oct 15)
Passes Had Intercepted	0, 6x, last vs Fresno State (Nov 11)
Total Offensive Plays	35, vs Air Force (Oct 15)
Total Offensive Yards	179, vs Air Force (Oct 15)
Fumbles	0, 5x, last vs UNR (Nov 19)
Lost	0, 7x, last vs UNR (Nov 19)
Penalties	0, vs Air Force (Oct 15)
Yards	0, vs Air Force (Oct 15)
Sacks by	0, at Notre Dame (Oct 22)
Yards	0, at Notre Dame (Oct 22)



LOW

Points Scored	14, at San Diego State (Nov 5)
First Downs	12, vs Idaho State (Aug 27)
Rushing	4, vs Idaho State (Aug 27)
Passing	1, vs Air Force (Oct 15)
Penalty	0, 3x last vs UNR (Nov 26)
Rushing Attempts	26, vs Fresno State (Nov 11)
Rushing Yards	47, vs Idaho State (Aug 27)
Passing Attempts	3, vs Air Force (Oct 15)
Passing Completions	1, vs Air Force (Oct 15)
Passing Yards	14, vs Air Force (Oct 15)
Passes Had Intercepted	0, 4x, last at Hawaii (Nov 19)
Total Offensive Plays	60, vs Fresno State (Nov 11)
Total Offensive Yards	238, vs Idaho State (Aug 27)
Fumbles	0, 3x, last at San Jose State (Oct 7)
Lost	0, 6x, last at San Jose State (Oct 7)
Penalties	1, vs Air Force (Oct 15)
Yards	10, vs Air Force (Oct 15)
Sacks by	1, 2x last vs Fresno State (Nov 11)
Yards	6, 2x last at San Diego State (Nov 5)



INDIVIDUAL STATISTICS

PASSING (Comp.-Att.-Int.-Yds.-TD)

OPPONENT	BRUMFIELD	BAILEY	FRIEL	GEETING
IDAHO STATE	21-25-0-356-4	3-8-0-26-0	2-2-0-23-1	0-0-0-0-0
at CAL	18-33-1-206-1	DNP	DNP	DNP
NORTH TEXAS	21-27-0-211-2	----	DNP	DNP
at Utah State*	21-31-0-217-1	DNP	DNP	DNP
NEW MEXICO*	24-33-1-233-0	DNP	DNP	DNP
at San Jose State*	1-6-0-8-0	---	15-22-0-153-1	DNP
AIR FORCE*	DNP	2-5-0-10-0	8-10-1-108-1	DNP
at Notre Dame	DNP	9-18-0-73-0	8-15-0-80-0	DNP
at SDSU*	17-27-2-207-1	DNP	DNP	DNP
FRESNO STATE*	18-33-0-172-0	DNP	DNP	DNP
at HAWAII*	23-37-1-288-1	DNP	DNP	DNP
UNR*	0-2-0-0-0	16-27-1-209-2	DNP	DNP



RUSHING (Att.-Yds.-TD-Long)

OPPONENT	ROBBINS	REESE	BRUMFIELD	BAILEY	YOUNG-HUMPHREY	FRIEL
IDAHO STATE	10-35-2-11	7-73-0-47	4-10-0-11	4--4-0-10	4-47-0-30	1--4-0-0
at CAL	14-84-1-31	4-11-0-9	12-10-0-10	DNP	0-0-0-0	DNP
NORTH TEXAS	29-227-3-59	7-37-0-9	12-100-2-29	0-0-0-0	3-1-0-1	DNP
at Utah State*	28-81-26-1	3-16-0-13	10-3-2-10	DNP	0-0-0-0	DNP
NEW MEXICO*	23-79-1-12	3-25-0-12	8-19-1-7	DNP	0-0-0-0	DNP
at San Jose State*	13-55-0-27	8-18-0-7	2--5-0-0	1-8-0-8	-----	3--24-0
AIR FORCE*	8-30-0-9	5-37-0-26	DNP	-----	4-6-5-0-3	3--11-0
at Notre Dame	DNP	11-142-0-74	DNP	5-25-1-10	7-8-2-4	5--29-0-4
at SDSU*	21-115-0-24	1--2-0-0	12-5-0-10	DNP	-----	DNP
FRESNO STATE*	26-146-1-66	3-15-0-10	10-60-1-12	DNP	-----	DNP
at HAWAII*	17-72-0-24	-----	18-55-0-17	DNP	-----	DNP
UNR*	20-87-0-31	-----	2--5-0-0	4--17-0-0	-----	DNP

RECEIVING (Rec.-Yds.-TD-Long)

OPPONENT	WHITE	WEIMER	K. WILLIAMS	REESE	ROBBINS	NI. WILLIAMS	MCKIE
IDAHO STATE	8-182-2-12	5-71-0-32	4-68-1-22	2-19-0-16	1-7-1-7	-	-
at CAL	4-59-0-23	4-49-0-19	3-52-1-33	1-1-0-1	3-8-0-5	2-14-0-10	1-23-0-23
NORTH TEXAS	7-76-1-22	2-3-0-2	8-69-1-23	0-0-0-0	1-1-0-0	0-0-0-0	0-0-0-0
at Utah State*	0-0-0-0	5-57-0-27	3-46-1-40	3-15-0-10	2-8-0-0	3-53-0-29	1-11-0-11
NEW MEXICO*	6-43-0-15	DNP	DNP	3-3-0-2	3-3-0-17	3-32-0-22	5-72-0-33
at San Jose State*	4-26-0-18	DNP	DNP	1-4-0-4	3-27-0-11	3-25-0-16	3-55-1-38
AIR FORCE*	4-58-1-31	DNP	DNP	-----	1-22-0-22	0-0-0-0	1-8-0-8
at Notre Dame	4-41-0-26	DNP	4-35-0-22	1--2-0-0	DNP	4-47-0-26	1-1-0-1
at SDSU*	7-62-0-20	DNP	3-41-0-23	0-0-0-0	1-3-0-3	4-94-1-70	-----
FRESNO STATE*	2-13-0-8	3-29-0-14	6-43-0-18	1-13-0-13	1-0-0-0	3-27-0-13	-----
at HAWAII*	4-63-0-34	5-54-1-21	5-111-0-46	2-22-0-18	4-17-0-8	0-0-0-0	3-21-0-11
UNR*	1-4-0-0	2-15-0-8	4-76-1-49	-----	3-27-0-16	5-84-1-30	1-11-0-11

TACKLING (U-A-Tot-TFL-Int-PBU-Sacks)

OPPONENT	F. THOMPKINS	AJIAKE	PLANT JR.	SHELTON	BEAUDRY	J. WILLIAMS	MORGAN
IDAHO STATE	7-3-10-1-0-0-0	1-7-8-1-1-0-1	1-6-7-2-0-0-1	3-2-5-2-0-0-0	DNP	2-0-2-0-0-0-0	0-1-1-0-0-0-0
at CAL	0-1-1-0-0-0-0	3-1-4-2-0-0-0	3-1-4-1-0-0-1	2-0-2-0-0-0-0	1-1-2-0-0-0-0	5-2-7-1-1-0-0	2-0-2-0-0-0-0
NORTH TEXAS	3-2-5-0-0-0-0	3-9-12-0-0-0-0	1-3-4-1-0-0-0	1-2-3-0-0-0-0	6-1-7-1-1-0	5-2-7-1-0-0-1	4-2-6-0-0-0-0
at Utah State*	4-3-7-0-5-0-0	7-4-11-1-4-1-0	4-0-4-1-1-0-1	4-2-6-0-0-0-0	2-1-3-0-2-0	3-4-7-0-5-1-0-0	6-0-6-0-0-0-0
NEW MEXICO*	1-2-3-0-0-0-0	8-4-12-2-0-0	2-3-5-1-5-0-0	0-0-0-0-0-0	0-0-0-0-0-0	3-2-5-2-0-1-0	1-4-5-0-5-1-1-0
at San Jose State*	1-3-4-0-0-0-0	6-7-13-2-0-0-2	0-2-2-0-0-0-0	5-2-7-1-0-0-1	2-4-6-0-0-0-0	2-1-3-0-0-0-0	1-2-3-0-0-2-0-0
AIR FORCE*	0-5-5-0-0-0-0	4-16-20-0-0-0-0	-----	0-3-3-0-0-0-0	0-5-5-0-0-0-0	-----	1-3-4-0-0-0-0
at Notre Dame	7-2-9-0-0-0-0	5-2-7-0-0-0-0	5-3-8-0-0-0-0	1-1-2-0-0-0-0	1-0-1-0-0-0-0	-----	2-2-4-0-0-0
at SDSU*	3-1-4-0-0-0-0	4-5-9-1-0-0-1	7-0-7-3-0-0-2	1-0-1-0-0-0-0	1-5-6-0-0-0-0	4-0-4-0-0-0-0	2-2-4-0-0-0
FRESNO STATE*	1-1-2-0-0-0-0	4-5-9-0-0-0-0	3-6-9-2-0-0-1	DNP	2-2-4-0-0-0-0	2-3-5-0-0-0-0	6-6-12-0-0-0-0
at HAWAII*	2-0-2-0-0-0-0	11-4-15-2-0-0	5-1-6-1-0-0-1	3-0-3-1-0-0-0	1-0-1-1-0-0-0	1-0-1-0-0-0-0	3-1-4-0-0-0-0
UNR	2-5-7-1-0-0-1	3-9-12-0-0-0-0	2-4-6-1-0-0-1	3-3-6-0-0-0-0	5-4-9-0-0-0-0	6-3-9-1-0-0-0	3-2-5-0-0-0-0

PUNTING

OPPONENT	NO	YARDS	AVG	LG
IDAHO STATE	3	127	42.3	49
at CAL	5	208	41.6	56
NORTH TEXAS	4	184	46.0	54
at Utah State*	6	240	40.0	53
NEW MEXICO*	5	199	40.0	45
at San Jose State*	7	304	43.4	54
AIR FORCE* 3	135	45.0	55	
at Notre Dame	7	287	41.7	50
at SDSU*	7	290	41.4	49
FRESNO STATE*	1	41	41.0	41
at HAWAII*	4	106	26.5	37
UNR*	7	329	47.0	51
TOTALS	59	2,504	41.3	56

FIELD GOALS

OPPONENT	ATT	MADE	PTS
GUTIERREZ			
IDAHO STATE	1 (39)	1 (39)	3
at Cal	0	0	0
NORTH TEXAS	0	0	0
at Utah State*	2 (23, 26)	2 (23, 26)	6
NEW MEXICO*	3 (41, 50, 47)	3 (41, 50, 47)	9
at San Jose State	0	0	0
AIR FORCE	0	0	0
at Notre Dame	0	0	0
at SDSU*	1 (29)	1 (29)	3
FRESNO STATE*	5 (42, 48, 27, 38, 33)	5 (42, 48, 27, 38, 33)	15
at HAWAII*	5 (27, 48, 42, 44, 40)	4 (27, 48, 42, 40)	12
UNR*	2 (33, 43)	2 (33, 43)	6
TOTALS	19	18	54



UNLV

Rushing Attempts:	29, Aidan Robbins vs North Texas (Sep 17)
Rushing Yards:	227, Aidan Robbins vs North Texas (Sep 17)
TD Rushes:	3, Aidan Robbins vs North Texas (Sep 17)
Long Rush:	74, Courtney Reese at Notre Dame (Oct 22)
Passes Attempted:	37, Doug Brumfield at Hawaii (Nov 19)
Passes Completed:	24, Doug Brumfield vs New Mexico (Sep 30)
Completion Percentage:	84.0, Doug Brumfield vs Idaho State (Aug 27)
Passing Yards:	356, Doug Brumfield vs Idaho St. (Aug 27)
TD Passes:	4, Doug Brumfield vs Idaho St. (Aug 27)
Long Pass:	72, Doug Brumfield vs Idaho State (Aug 27)
Receptions:	8, Kyle Williams vs North Texas (Sep 17) 8, Ricky White vs Idaho State (Aug 27)
Reception Yards:	182, Ricky White vs Idaho State (Aug 27)
TD Receptions:	2, Ricky White vs Idaho State (Aug 27)
Long Reception:	72, Ricky White vs Idaho State (Aug 27)
Punt Returns:	3, Jeff Weimer vs UNR (Nov 26)
Punt Return Yards:	15, Jeff Weimer vs UNR (Nov 26)
Punt Return Long:	14, Nohl Williams at Hawaii (Nov 19)
Kickoff Returns:	2, Courtney Reese at Hawai'i (Nov 19)
Kickoff Return Yards:	48, Courtney Reese at Hawaii (Nov 19)
Kickoff Return Long:	36, Nohl Williams vs Idaho State (Aug 27)
Offensive Attempts:	55, Doug Brumfield at Hawaii (Nov 19)
Offensive Yards:	366, Doug Brumfield vs Idaho State (Aug 27)
All-Purpose Attempts:	30, Aidan Robbins vs North Texas (Sep 17)
All-Purpose Yards:	226, Aidan Robbins vs North Texas (Sep 17)
Points:	18, Aidan Robbins vs North Texas (Sep 17)
Touchdowns:	3, Aidan Robbins vs North Texas (Sep 17)
Field Goals Attempted:	5, Daniel Gutierrez vs Fresno State (Nov 11)
Field Goals Made:	5, Daniel Gutierrez vs Fresno State (Nov 11)
Longest Field Goal Attempted:	50, Daniel Gutierrez vs New Mexico (Sep 30)
Longest Field Goal Made:	50, Daniel Gutierrez vs New Mexico (Sep 30)
Punts:	7, 4x Marshall Nichols vs UNR (Nov 26)
Best Punting Average:	47.0, Marshall Nichols vs UNR (Nov 26)
Longest Punt:	56, Marshall Nichols at California (Sep 10)
Tackles:	20, Austin Ajiake vs Air Force (Oct 15)
Sacks:	2, Adam Plant Jr. at San Diego State (Nov 5) 2, Jalen Dixon at San Diego State (Nov 5)



OPPONENT

Rushing Attempts:	29, Toa Taua vs UNR (Nov 26)
Rushing Yards:	29, Brad Roberts vs Air Force (Oct 15) 144, Toa Taua vs UNR (Nov 26) 144, Brad Roberts vs Air Force (Oct 15)
TD rushes:	4, Brad Roberts vs Air Force (Oct 15)
Long Rush:	60, John Lee Eldridge III vs Air Force (Oct 15)
Passes Attempted:	44, Nate Cox vs UNR (Nov 26)
Passes Completed:	28, Jake Haener vs Fresno State (Nov 11) 28, Jack Plummer at California (Sep 10)
Completion Percentage:	77.8, Jake Haener vs Fresno State (Nov 11)
Passing Yards:	313, Jake Haener vs Fresno State (Nov 11) 313, Logan Bonner at Utah State (Sep 24)
TD Passes:	3, 3x last Brayden Schager at Hawaii (Nov 19)
Long Pass:	75, Nate Cox vs UNR (Nov 26)
Receptions:	8, Dalevon Campbell vs UNR (Nov 26) 8, Jalen Moreno-Cropper vs Fresno State (Nov 11)
Reception Yards:	164, Jalen Moreno-Cropper vs Fresno State (Nov 11)
TD Receptions:	2, Jalen Moreno-Cropper vs Fresno State (Nov 11) 2, Terrell Vaughn at Utah State (Sep 24)
Long Reception:	75, BJ Casteel vs UNR (Nov 26)
Punt Returns:	3, Brandon Joseph at Notre Dame (Oct 22)
Punt Return Yards:	42, Brandon Joseph at Notre Dame (Oct 22)
Punt Return Long:	34, Bentlee Sanders vs UNR (Nov 26)
Kickoff Returns:	3, Cooper Jones at Utah State (Sep 24)
Kickoff Return Yards:	99, Kaylon Horton vs North Texas (Sep 17)
Kickoff Return Long:	99, Kaylon Horton vs North Texas (Sep 17)
Offensive Attempts:	41, Chevan Cordeiro at San Jose State (Oct 7)
Offensive Yards:	339, Chevan Cordeiro at San Jose State (Oct 7)
All-Purpose Attempts:	35, Toa Taua, UNR (Nov 26)
All-Purpose Yards:	164, Jalen Moreno-Cropper vs Fresno State (Nov 11)
Points:	24, Brad Roberts vs Air Force (Oct 15)
Touchdowns:	4, Brad Roberts vs Air Force (Oct 15)
Field Goals Attempted:	3, 4x last Brandon Talton vs UNR (Nov 26)
Field Goals Made:	3, Dylan Lynch vs Fresno State (Nov 11) 3, Brandon Talton vs UNR (Nov 26)
Longest Field Goal Attempted:	50, Jack Browning at San Diego State (Nov 5)
Longest Field Goal Made:	43, Taren Schive at San Jose State (Oct 7)
Punts:	7, Ian Hershey vs Idaho State (Aug 27)
Best Punting Average:	50.2, Jack Browning at San Diego State (Nov 5)
Longest Punt:	65, Ian Hershey vs Idaho State (Aug 27)
Tackles:	11, 3x last Logan Taylor at Hawaii (Nov 19)
Sacks:	3 Isaiah Foskey at Notre Dame (Oct 22)



2022 STARTERS



STARTING LINEUPS

OFFENSE

OPPONENT	WR	WR	LT	LG	C	RG	RT	TE	QB	WR	RB	PK
IDAHO STATE	K. Williams	R. White	McDaniel	Nichols	Fautanu	A. Trigg-Wright	Shanks	Zeon III	Brumfield	Weimer	A. Robbins	Gutierrez
at CAL	K. Williams	Weimer	McDaniel	Nichols	Fautanu	A. Trigg-Wright	Shanks	Zeon III	Brumfield	R. White	A. Robbins	Gutierrez
NORTH TEXAS	K. Williams	R. White	McDaniel	Nichols	Fautanu	A. Trigg-Wright	Shanks	Zeon III	Brumfield	Weimer	A. Robbins	Gutierrez
at Utah State*	K. Williams	R. White	McDaniel	Nichols	Fautanu	A. Trigg-Wright	Shanks	Zeon III	Brumfield	Weimer	A. Robbins	Gutierrez
NEW MEXICO*	McKie	R. White	McDaniel	Nichols	Fautanu	A. Trigg-Wright	Shanks	Zeon III	Brumfield	Ni. Williams	A. Robbins	Gutierrez
at SDSU*	McKie	R. White	McDaniel	Nichols	Fautanu	A. Trigg-Wright	Shanks	Zeon III	Brumfield	Ni. Williams	A. Robbins	Gutierrez
AIR FORCE*	McKie	R. White	McDaniel	Nichols	Fautanu	A. Trigg-Wright	Shanks	Zeon III	Friel	Ni. Williams	A. Robbins	Gutierrez
at Notre Dame	K. Williams	R. White	McDaniel	Nichols	Fautanu	A. Trigg-Wright	Shanks	Zeon III	Friel	Ni. Williams	Reese	Gutierrez
at SDSU*	K. Williams	R. White	McDaniel	Nichols	Fautanu	A. Trigg-Wright	Shanks	Zeon III	Brumfield	Ni. Williams	A. Robbins	Gutierrez
FRESNO*	K. Williams	R. White	McDaniel	Nichols	Fautanu	A. Trigg-Wright	Logan	Zeon III	Brumfield	Ni. Williams	A. Robbins	Gutierrez
at HAWAII*	K. Williams	R. White	McDaniel	Nichols	Fautanu	Stuckey	Logan	Zeon III	Brumfield	Weimer	A. Robbins	Gutierrez
UNR*	K. Williams	R. White	McDaniel	Nichols	Fautanu	A. Trigg-Wright	Shanks	Zeon III	Brumfield	Weimer	A. Robbins	Gutierrez

DEFENSE

OPPONENT	NT	DT	DB	LB/DL	LB	LB	NICK/LB DE	SS	FS	CB	P	
IDAHO STATE	Fahina	Ehimare	N. Williams	Shelton	Ajikaie	Beaudry	J. Williams	Plant Jr.	Baldwin	Holloway	Oliver	M. Nichols
at CAL	Malakius	Ehimare	N. Williams	Shelton	Ajikaie	Beaudry	J. Williams	Plant Jr.	Baldwin	Morgan	Oliver	M. Nichols
NORTH TEXAS	Malakius	Ehimare	N. Williams	Shelton	Ajikaie	Beaudry	J. Williams	Plant Jr.	Baldwin	Morgan	Oliver	M. Nichols
at Utah State*	Malakius	Ehimare	N. Williams	Shelton	Ajikaie	Beaudry	J. Williams	Plant Jr.	Baldwin	Morgan	Oliver	M. Nichols
NEW MEXICO*	Malakius	Ehimare	N. Williams	Shelton	Ajikaie	Beaudry	J. Williams	Plant Jr.	Baldwin	Morgan	Oliver	M. Nichols
at SDSU*	Malakius	Ehimare	N. Williams	Shelton	Ajikaie	Beaudry	J. Williams	Plant Jr.	Baldwin	Morgan	Oliver	M. Nichols
AIR FORCE*	Malakius	Ehimare	N. Williams	Keeler	Ajikaie	Thompkins	McDuffie	D. Johnson	Baldwin	Morgan	Oliver	M. Nichols
at Notre Dame	D. Johnson	Muavesi	N. Williams	Shelton	Ajikaie	Beaudry	Keeler	Plant Jr.	Baldwin	Morgan	Dixon	M. Nichols
at SDSU*	D. Johnson	Muavesi	N. Williams	Shelton	Ajikaie	Beaudry	Harris	Plant Jr.	Baldwin	Morgan	Dixon	M. Nichols
FRESNO*	D. Johnson	R. Johnson	N. Williams	Keeler	Ajikaie	Beaudry	J. Williams	Plant Jr.	Baldwin	Morgan	Dixon	M. Nichols
at HAWAII*	D. Johnson	R. Johnson	N. Williams	Shelton	Ajikaie	Beaudry	J. Williams	Plant Jr.	Baldwin	Morgan	Dixon	M. Nichols
UNR*	Malakius	Ehimare	Harris	Shelton	Ajikaie	Beaudry	J. Williams	Plant Jr.	Baldwin	Morgan	Oliver	M. Nichols



2022 MOUNTAIN WEST STATISTICS

Mountain West 2021 Standings

Team (Rank)	MOUNTAIN DIVISION									
	Conference					Overall				
	W	L	Pct	PF	PA	W	L	Pct	PF	PA
Boise State	8	0	1.000	277	114	10	4	.714	413	273
Air Force	5	3	.625	217	115	10	3	.769	362	174
Wyoming	5	3	.625	146	158	8	5	.615	276	311
Utah State	5	3	.625	215	219	6	7	.462	289	405
Colorado State	3	5	.375	115	159	3	9	.250	158	323
New Mexico	0	8	.000	80	243	2	10	.167	157	312

Team (Rank)	WEST DIVISION									
	Conference					Overall				
	W	L	Pct	PF	PA	W	L	Pct	PF	PA
Fresno State (24/24)	7	1	.875	273	144	10	4	.846	428	272
San Jose State	5	3	.625	231	176	7	5	.750	329	264
San Diego State	5	3	.625	174	148	7	6	.667	279	267
UNLV	3	5	.375	171	230	5	7	.462	316	342
Hawaii	2	6	.250	170	224	3	10	.417	257	451
UNR	0	8	.000	124	263	2	10	.167	226	371

First Responder Memphis 38 Utah State 10	LA Bowl Fresno State 29 Washington St. 6	Idaho Potato Bowl Eastern Mich. 41 San Jose St. 27	Frisco Bowl Boise State 35 North Texas 32	Armed Forces Air Force 30 Baylor 15	Arizona Ohio 30 (OT) Wyoming 27	Hawaii MTSU 25 SDSU 23
---	---	---	--	--	--	-------------------------------------

SCORING OFFENSE	G	TD	FG	XP	2XP	DXP	Saf	Pts	Avg
1. Fresno St.	14	53	18	50	1	0	2	428	30.6
2. Boise St.	14	49	23	48	1	0	0	413	29.5
3. Air Force	13	45	16	44	0	0	0	362	27.9
4. San Jose St.	12	42	12	37	1	0	1	329	27.4
5. UNLV	12	37	18	34	2	0	1	316	26.3
6. Utah St.	13	36	12	33	1	1	0	289	22.2
7. San Diego St.	13	31	20	31	0	0	1	279	21.5
8. Wyoming	13	30	22	28	1	0	0	276	21.2
9. Hawaii	13	30	16	27	1	0	0	257	19.8
10. UNR	12	27	13	25	0	0	0	226	18.8
11. Colorado St.	12	19	10	14	0	0	0	158	13.2
12. New Mexico	12	17	13	16	0	0	0	157	13.1

RUSHING DEFENSE	G	Rushes	Yards	Avg.	LG	TD	Yds/G
1. Air Force	13	366	1239	3.3	40	10	95.3
2. San Diego St.	13	436	1480	3.3	63	13	113.8
3. San Jose St.	12	453	1467	3.2	61	15	122.2
4. Boise St.	14	500	1747	3.4	83	16	124.7
5. Fresno St.	14	490	2094	4.2	66	17	149.5
6. Wyoming	13	467	1995	4.2	70	17	153.4
7. New Mexico	12	460	1889	4.1	65	19	157.4
8. UNLV	12	481	1890	3.9	60	19	157.5
9. Colorado St.	12	473	1963	4.1	39	24	163.5
10. UNR	12	458	1975	4.3	82	23	164.5
11. Utah St.	13	530	2524	4.7	91	19	194.2
12. Hawaii	13	495	2773	5.6	87	28	213.3

SCORING DEFENSE	G	TD	FG	XP	2XP	DXP	Saf	Pts	Avg
1. Air Force	13	20	12	16	1	0	0	174	13.4
2. Fresno St.	14	31	19	25	2	0	0	272	19.4
3. Boise St.	14	33	14	31	1	0	0	273	19.5
4. San Diego St.	13	34	13	31	1	0	0	267	20.5
5. San Jose St.	12	33	10	28	2	1	1	264	22
6. Wyoming	13	37	16	35	1	0	2	311	23.9
7. New Mexico	12	38	15	37	1	0	0	312	26
8. Colorado St.	12	41	12	41	0	0	0	323	26.9
9. UNLV	12	41	18	38	1	0	1	342	28.5
10. UNR	12	45	18	38	1	0	1	371	30.9
11. Utah St.	13	49	20	45	3	0	0	405	31.2
12. Hawaii	13	55	22	53	1	0	0	451	34.7

TOTAL OFFENSE	G	Rush	Pass	Plays	Yards	Avg/P	TD	Yds/G
1. Fresno St.	14	1851	3788	939	5639	6.01	50	402.79
2. Air Force	13	4247	916	889	5163	5.81	45	397.15
3. Boise St.	14	2746	2868	935	5414	5.79	47	386.71
4. San Jose St.	12	1149	3270	774	4419	5.71	42	368.25
5. Utah St.	13	2069	2537	948	4606	4.86	32	354.31
6. UNLV	12	1645	2580	763	4225	5.54	33	352.08
7. Hawaii	13	1784	2672	896	4456	4.97	29	342.77
8. San Diego St.	13	1864	2360	814	4224	5.19	26	324.92
9. Wyoming	12	2358	1719	783	4077	5.21	27	313.62
10. UNR	12	1429	2227	725	3656	4.43	26	304.67
11. Colorado St.	12	1068	2361	707	3429	4.85	16	285.75
12. New Mexico	12	1478	1259	694	2737	3.94	15	228.08

PASS OFFENSE	G	Att-Cmp-Int	Pct.	Yds	Avg	TD	Yds/G
1. San Jose St.	12	260-431-7	60.3	3270	7.59	23	272.5
2. Fresno St.	14	336-473-9	71.1	3788	8.01	22	270.5
3. UNLV	12	227-361-7	62.8	2580	7.15	15	215.0
4. Hawaii	13	261-490-12	53.3	2672	5.45	13	205.5
5. Colorado St.	12	203-322-11	63.1	2361	7.33	12	196.7
6. Utah St.	13	230-398-21	57.8	2537	6.37	18	195.1
7. Boise St.	14	239-385-9	59.5	2668	6.93	20	190.5
8. UNR	12	217-398-8	54.5	2227	6.60	7	185.5
9. San Diego St.	13	186-343-14	54.2	2360	6.88	15	181.5
10. Wyoming	13	156-304-12	53.3	1719	5.65	11	132.2
11. New Mexico	12	137-255-9	51.7	1259	4.94	3	104.9
12. Air Force	13	41-87-2	47.1	916	10.53	8	70.4

TOTAL DEFENSE	G	Rush	Pass	Plays	Yards	Avg	TD	Yds/G
1. Air Force	13	1239	2068	657	3307	5.03	20	254.38
2. Boise St.	14	1747	2348	862	4095	4.75	29	292.5
3. San Diego St.	13	1480	2715	852	4195	4.92	34	322.69
4. Fresno St.	14	2094	2651	924	4745	5.14	31	338.93
5. San Jose St.	12	1467	2612	804	4079	5.07	30	339.92
6. Colorado St.	12	1963	2297	828	4260	5.14	39	355
7. New Mexico	12	1869	2433	780	4322	5.54	34	360.17
8. Wyoming	13	1995	2821	900	4816	5.35	36	370.46
9. UNLV	12	1890	2709	839	4599	5.48	40	383.25
10. UNR	12	1975	2779	814	4754	5.84	40	396.17
11. Utah St.	13	2524	2665	902	5189	5.75	46	399.15
12. Hawaii	13	2773	2923	863	5696	6.6	49	438.15

PASS DEFENSE	G	Att-Cmp-Int	Pct.	Yds	Avg	TD	Yds/G
1. Air Force	13	170-291-9	58.4	2068	7.1	10	159.1
2. Boise St.	14	187-362-15	51.6	2348	6.5	13	167.7
3. Fresno St.	14	232-434-12	53.5	2651	6.11	14	189.3
4. Colorado St.	12	219-345-8	61.7	2297	6.47	15	191.4
5. New Mexico	12	195-320-9	60.9	2433	7.6	15	202.7
6. Utah St.	13	204-372-11	54.8	2665	7.1	27	205.0
7. San Diego St.	13	255-416-13	61.3	2715	6.5	21	208.9
8. Wyoming	13	261-433-6	60.3	2821	6.5	19	217.0
9. San Jose St.	12	213-351-14	60.6	2612	7.4	25	217.7
10. Hawaii	12	232-365-10	63.7	2923	7.9	23	224.8
11. UNLV	12	223-358-15	62.3	2709	7.6	21	225.7
12. UNR	12	214-356-11	60.1	2779	7.8	17	231.5

PUNT RETURN AVERAGE	G	Ret	Yds	TD	Long	Avg	TD	Yds/G
1. Fresno St.	14	13	259	2	87	19.92		
2. Colorado St.	12	17	181	1	72	10.65		
3. Utah St.	13	21	187	1	66	8.9		
4. UNLV	12	13	0	0	34	7.15		
5. San Diego St.	13	24	162	3	86	6.75		
6. Boise St.	14	25	164	1	25	6.56		
7. San Jose St.	12	6	39	0	19	6.5		
8. New Mexico	12	17	110	0	38	6.47		
9. UNLV	12	10	61	0	14	6.1		
10. UNR	13	5	4	0	4	0.8		
11. Hawaii	13	3	49	0	17	3.77		
12. Air Force	13	4	11	0	7	2.75		

KICKOFF RETURNS	G	Ret	Yds	TD	Avg
1. Fresno St.	14	82	3409	0	41.5
2. UNR	12	49	2004	0	40.9
3. San Diego St.	13	64	2601	1	40.6
4. Colorado St.	12	39	1552	0	39.7
5. Hawaii	13	54	2148	1	39.7
6. Utah St.	13	58	2285	1	39.4
7. New Mexico	12	41	1614	1	39.3
8. Wyoming	13	63	2466	0	39.1
9. Air Force	13	74	2859	0	38.6
10. Boise St.	14	84	3208	0	38.1
11. UNLV	12	65	2368	0	36.4
12. San Jose St.	12	67	2384	0	35.8

PASS EFFICIENCY	G	Cmp	Att	Int.	Pct.	Yds	Avg/G	TD	Effic
1. Air Force	13	41	87	8	47.1	916	70.4	8	161.31
2. Fresno St.	14	386	473	9	71.1	3788	270.5	22	193.55
3. San Jose St.	12	260	431	7	60.3	3270	272.5	23	138.42
4. UNLV	12	227	361	7	62.8	2580	215.0	15	132.75
5. Boise St.	14	229	385	9	59.5	2668	190.5	20	130.16
6. Colorado St.	12	203	322	11	63.1	2361	196.7	12	130.10
7. San Diego St.	13	186	343	14	54.2	2360	181.5	15	118.29
8. UNLV	12	398	211	57	57.2	2537	185.5	18	115.71
9. UNR	12	217	398	8	54.5	2227	185.6	7	103.31
10. Hawaii	13	261	490	12	53.2	2672	205.5	13	102.93
11. Wyoming	13	156	304	12	51.3	1719	132.2	11	102.86
12. New Mexico	12	137	255	9	53.7	1259	104.9	3	92.02

PUNTING	G	No.	Yards	Avg	Ret	Avg	TB	Net/P
---------	---	-----	-------	-----	-----	-----	----	-------

2022 MOUNTAIN WEST STATISTICS



RUSHING	Team	G	Att	Yds	Avg	TD	Lg	Yds/G
1. Roberts, Brad	USAFA	13	345	1728	5.01	17	71	132.92
2. Mims, Jordan	Fresno	14	261	1372	5.26	18	82	98.00
3. Robbins, Aidan	UNLV	11	209	1009	4.83	9	66	91.73
4. Holani, George	Boise	13	221	1157	5.24	10	59	89.00
5. Swen, Titus	UW	12	207	1039	5.02	8	83	86.58
6. Tyler Jr., Calvin	USU	13	253	1122	4.43	7	31	86.31
7. Taua, Toa	UNR	12	217	911	4.20	11	40	75.92
8. Morrow, Avery	CSU	12	173	834	4.82	4	67	69.50
9. Parson, Dedrick	Hawaii	13	187	830	4.44	11	37	63.85
10. Robinson, Kaiiree	SJSU	12	157	752	4.79	10	38	62.67

PASSING AVG/GAME	Team	G	Cmp-Att-Int	Yds	TD	Avg/G
1. Cordeiro, Chevan	SJSU	12	259-427-6	3251	23	270.92
2. Schager, Brayden	Hawaii	12	221-400-10	2348	13	195.67
3. Millen, Clay	CSU	10	169-234-6	1910	10	191.00
4. Brumfield, Doug	UNLV	10	164-254-5	1898	10	189.80
5. Green, Taylen	Boise	13	166-271-6	2042	14	157.08
6. Mayden, Jalen	SDSU	13	141-237-10	2030	12	156.15
7. Legas, Cooper	USU	10	135-221-10	1499	11	149.90
8. Peasley, Andrew	UW	12	144-275-9	1574	10	131.17
9. Cox, Nate	UNR	12	133-251-5	1466	5	122.17
10. Fife, Logan	Fresno	11	84-120-6	892	2	81.09

TOTAL OFFENSE	Team	G	Rush	Pass	Plays	Total	Yds/G
1. Cordeiro, Chevan	SJSU	12	265	3251	565	3516	293.00
2. Brumfield, Doug	UNLV	10	261	1898	344	2159	215.90
3. Green, Taylen	Boise	13	586	2042	352	2628	202.15
4. Schager, Brayden	Hawaii	12	47	2348	445	2395	199.58
5. Millen, Clay	CSU	10	-28	1910	334	1882	188.20
6. Legas, Cooper	USU	10	303	1499	329	1802	180.20
7. Mayden, Jalen	SDSU	13	231	2030	306	2261	173.92
8. Peasley, Andrew	UW	12	339	1574	356	1913	159.42
9. Cox, Nate	UNR	12	272	1466	323	1738	144.83
10. Roberts, Brad	USAFA	13	1728	0	345	1728	132.92

RECEPTIONS/GAME	Team	G	Rec	Yds	TD	Lg	Avg/Y	Rec/G
1. Moreno-Cropper, Jalen	Fresno	14	83	1086	5	75	77.57	5.93
2. Horton, Tory	CSU	12	71	1131	8	69	94.25	5.92
3. Cobbs, Brian	USU	13	76	923	5	44	71.00	5.85
4. Cooks, Elijah	SJSU	12	69	1076	10	52	89.67	5.75
5. Remigio, Nikko	Fresno	14	74	852	6	39	60.86	5.29
6. Williams, Kyle	UNLV	9	40	541	5	49	60.11	4.44
7. Vaughn, Terrell	USU	13	56	624	5	75	48.00	4.31
8. White, Ricky	UNLV	12	51	619	4	72	51.58	4.25
9. Casteel, BJ	UNR	12	48	581	4	75	48.42	4.00
10. Caples, Latrell	Boise	14	51	549	4	50	39.21	3.64

RECEIVE YDS/GAME	Team	G	Rec	Yds	TD	Lg	Avg/Y	Yds/G
1. Horton, Tory	CSU	12	71	1131	8	69	15.93	94.25
2. Cooks, Elijah	SJSU	12	69	1076	10	52	15.59	89.67
3. Moreno-Cropper, Jalen	Fresno	14	83	1086	5	75	13.08	77.57
4. Cobbs, Brian	USU	13	76	923	5	44	12.14	71.00
5. Remigio, Nikko	Fresno	14	74	852	6	39	11.51	60.86
6. Williams, Kyle	UNLV	9	40	541	5	49	13.53	60.11
7. White, Ricky	UNLV	12	51	619	4	72	12.14	51.58
8. Shavers, Tyrell	SDSU	13	38	643	3	66	16.92	49.46
9. Casteel, BJ	UNR	12	48	581	4	75	12.10	48.42
10. Lockhart, Justin	SJSU	12	36	578	1	82	16.06	48.17

ALL PURPOSE	Team	G	Rush	Rcv	PR	KR	Yds	Avg/G
1. Roberts, Brad	USAFA	13	1728	0	0	0	1737	133.62
2. Remigio, Nikko	Fresno	14	42	852	259	480	1633	116.64
3. Mims, Jordan	Fresno	14	1372	126	0	0	1498	107.00
4. Holani, George	Boise	13	1157	151	82	0	1390	106.92
5. Horton, Tory	CSU	12	6	1131	171	0	1308	109.00
6. Tyler Jr., Calvin	USU	13	1122	129	0	0	1251	96.23
7. Taua, Toa	UNR	12	911	295	0	0	1206	100.50
8. Vaughn, Terrell	USU	13	72	624	0	503	1199	92.23
9. Swen, Titus	UW	12	1039	108	0	0	1147	95.58
10. Byrd, Jordan	SDSU	13	390	60	118	571	1139	87.62

PASS EFFICIENCY	Team	G	Cmp-Att-Int	Yds	TD	Eff.
1. Millen, Clay	CSU	10	169-234-6	1910	10	149.76
2. Mayden, Jalen	SDSU	13	141-237-10	2030	12	139.71
3. Cordeiro, Chevan	SJSU	12	259-427-6	3251	23	139.57
4. Green, Taylen	Boise	13	166-271-6	2042	14	137.17
5. Brumfield, Doug	UNLV	10	164-254-5	1898	10	136.39
6. Legas, Cooper	USU	10	135-221-10	1499	11	125.44
7. Schager, Brayden	Hawaii	12	221-400-10	2348	13	110.28
8. Peasley, Andrew	UW	12	144-275-9	1574	10	105.90
9. Cox, Nate	UNR	12	133-251-5	1466	5	104.64

PUNT RETURN AVG	Team	G	Ret	Yds	TD	Lg	Avg
1. Smith, Jaden	USU	12	1	56	1	56	56.00
2. Remigio, Nikko	Fresno	14	13	259	2	87	19.92
3. Makaula, Kaulana	Hawaii	12	1	17	0	17	17.00

KICK RETURN AVG	Team	G	Ret	Yds	TD	Lg	Avg
1. Jones, Nate	UNM	11	1	30	0	30	30.00
2. Williams, Jerrae	UNLV	12	1	30	0	30	30.00
3. Davis, Cam	SDSU	12	1	27	0	27	27.00

1. Browning, Jack	SDSU	13	67	3093	63	46.16
2. Rodriguez, Aaron	UNM	12	81	3578	63	44.17
3. Stewart, Clayton	UW	13	72	3164	67	43.94
4. Kotsanlee, Stephen	USU	13	65	2810	60	43.23
5. Nichols, Marshall	UNLV	12	59	2504	56	42.44
6. Freem, Matt	UNR	12	50	2113	70	42.26
7. Ferguson-Reynolds, James	Boise	13	63	2631	61	41.76
8. King, Carson	Fresno	14	52	2161	64	41.56
9. Shipley, Matthew	Hawaii	13	63	2567	63	40.75

SCORING	Team	G	TD	FG	XPT	2XP	Pts	Pts/G
1. Dalmas, Jonah	Boise	14	0	23	48	0	117	8.36
2. Mims, Jordan	Fresno	14	19	0	0	0	114	8.14
3. Roberts, Brad	USAFA	13	17	0	0	0	102	7.85
4. Gutierrez, Daniel	UNLV	12	0	18	34	0	88	7.33
5. Hoyland, John	UW	13	0	22	28	0	94	7.23
6. Browning, Jack	SDSU	13	0	20	30	0	90	6.92
7. Dapore, Matthew	USAFA	13	0	16	37	0	85	6.54
8. Coles, Connor	USU	12	1	12	33	0	75	6.25
9. Shive, Taren	SJSU	12	0	12	37	0	73	6.08
10. Holani, George	Boise	13	13	0	0	0	78	6.00

SCORING (TDs)	Team	G	Run	Rec	Ret	Pts	Avg/G
1. Vaughn, Jordan	UW	1	2	0	0	12	12.00
2. Mims, Jordan	Fresno	14	18	1	0	114	8.14
3. Roberts, Brad	USAFA	13	17	0	0	102	7.85
4. Coles, Connor	USU	12	1	0	0	75	6.25
5. Holani, George	Boise	13	10	3	0	78	6.00
6. Taua, Toa	UNR	12	11	1	0	72	6.00
7. Parson, Dedrick	Hawaii	13	11	1	0	72	5.54
8. Robbins, Aidan	UNLV	11	9	1	0	60	5.45
9. Cooks, Elijah	SJSU	12	0	10	0	62	5.17
10. Robinson, Kaiiree	SJSU	12	10	0	0	60	5.00

SCORING (KICK)	Team	G	PATs	FGs	Pts	Avg/G
1. Dalmas, Jonah	Boise	14	48-48	23-27	117	8.36
2. Gutierrez, Daniel	UNLV	12	34-34	18-19	88	7.33
3. Hoyland, John	UW	13	28-28	22-25	94	7.23
4. Browning, Jack	SDSU	13	30-30	20-25	90	6.92
5. Dapore, Matthew	USAFA	13	37-38	16-21	85	6.54

FIELD GOALS	Team	G	FG	FGA	Long	Pct.	FG/G
1. Hoyland, John	UW	13	22	25	55	88.00	1.69
2. Dalmas, Jonah	Boise	14	23	27	51	85.19	1.64
3. Browning, Jack	SDSU	13	20	25	52	80.00	1.54
4. Gutierrez, Daniel	UNLV	12	18	19	50	94.74	1.50
5. Dapore, Matthew	USAFA	13	16	21	54	76.19	1.23
6. Shipley, Matthew	Hawaii	13	16	20	49	80.00	1.23
7. Boyle, Michael	CSU	9	10	13	43	76.92	1.11

TACKLES FOR LOSS	Team	G	Pos	Solo	Ast	Total	Avg/G
1. Fehoko, Viliani	SJSU	12	DL	16	6	19	1.58
2. Kamara, Mohamed	CSU	12	DL	13	6	16	1.33

TACKLES	Team	G	Pos	Solo	Ast	Total	Avg/G
1. Ajajake, Austin	UNLV	12	LB	59	73	132	11.00
2. Howell, Jack	CSU	11	DB	42	66	108	9.82
3. Gibbs, East							



2022 GAME SUMMARIES



IDAHO STATE UNLV



21 52

GAME 1

Alliegiant Stadium • Las Vegas
Aug. 27, 2022 • Att. 19,579



GIANT FIRST HALF LEADS TO OPENING-WEEK WIN

LAS VEGAS (UNLVRebels.com) – UNLV (1-0) used a dominating early offensive performance to earn an opening-week win for only the third time in the last 13 seasons, 52-21, over Idaho State (0-1) in front of 19,579 fans at Allegiant Stadium Saturday afternoon.

In what was the earliest game in school history by two days, the Rebels celebrated kicking off their 55th year of football by scoring on all seven first-half drives to run up a 45-7 halftime lead and then resting nearly every one of their starting skill players for the remainder of the day. The explosion, which came on

the NFL's Las Vegas Raiders' natural grass turf, included tying the school record for most points in a quarter with 35 in the second (tying the same number vs. Idaho State in 2015). It was the most second-quarter points ever scored by UNLV, besting the 31 scored vs. North Texas in 2000.

Sophomore quarterback Doug Brumfield turned in the second-most efficient passing game in school history, completing 21-of-25 attempts for 356 yards and four touchdowns – with all but one, five-yard completion coming in the first half. The 84-percent completion rate ranked just behind Caleb Herring's school-record 85.7-clip vs. Central Michigan in 2013 (minimum 20 attempts).

Brumfield's main target was newcomer Ricky White as the Michigan State transfer wide receiver was scintillating in his Rebel debut, catching all eight passes thrown his way for 182 yards and two touchdowns – all coming in the first two quarters before getting the second half off.

The Rebel defense turned in five quarterback sacks and won the turnover battle 1-0 thanks to Super Senior Austin Ajiakae's first career interception, which he returned 47 yards to set up a UNLV score. New linebacker Fred Thompson led all tacklers with 10.

REBEL OF THE GAME: Doug Brumfield, who was the 14th different starting QB for UNLV in the last 19 openers, turned in a career day as his 356 yards tied for the 21st-most in a game by a Rebel. That included a personal-best four scores and represented the most yards in a game for the program since Max Gilliam's 387 vs. San Jose State in 2018.

STAT OF THE GAME: The 45 points scored in the first two quarters were the second-most in any half by a Rebel team (52 vs. ISU in 2015).

QUOTABLE: "I really enjoyed the efficiency of the first half, the way we moved the ball around and the way we moved. Did a nice job on defense stopping the run game... I thought we did a good job of taking care of football. – zero turnovers. I think that is a big deal, especially for week one."

-UNLV head coach Marcus Arroyo

REBEL NOTES

- Because the Raiders hosted the Patriots the night before, Saturday's game was played on natural grass, marking the first time UNLV played a home game on the natural stuff since 2002, which was the final season Sam Boyd Stadium featured grass
- The Rebels won on grass for the first time since 2018 at San Diego State
- UNLV improved its record in the month of August to 4-6
- New starting running back Aidan Robbins, who transferred in from Louisville, scored three touchdowns in his Rebel debut (two rushing and one receiving) as he totaled 35 yards on 10 carries overall
- With his 39-yard boot, Daniel Gutierrez moved into fifth place on the school's career list with his 38th field goal, tying Jim Cook (1986-88)
- Gutierrez also improved to 29-of-30 all-time in field goal attempts from 39 yards or shorter
- UNLV improved to 25-30 all-time in season-openers and 20-10 when they happened at home
- UNLV improved to 7-2 all-time vs. the Bengals as the home team has won all nine meetings
- New punter Marshall Nichols, who transferred to UNLV from Mississippi State, had to wait until the second half to make his collegiate debut but ended up with a net average of 42.3 yards on three attempts
- Coming in during the final minutes, Stetson transfer running back Jordan Younge-Humphrey ended up leading the team in rushing yards with 71 on just six carries
- UNLV played four quarterbacks in the game – Brumfield, sophomore transfer Harrison Bailey, true sophomore Cameron Friel and walk-on Matthew Getting, who enjoyed the victory formation kneel-down



UNLV CAL



14 20

GAME 2

FTX Field at California Memorial Stadium • Berkeley, CA
Sept. 10, 2022 • Att. 38,180

LATE UNLV RALLY TURNED BACK AT CAL

BERKELEY, Calif. (UNLVRebels.com) – The UNLV (1-1) football team was not able to convert a first-and-goal to take a late lead and fell, 20-14, in its first-ever meeting with California (2-0) of the Pac-12 Conference in front of 38,180 fans at Memorial Stadium Saturday afternoon.

Following an early season bye week, the Rebels took the field for the first time in September and quickly fell behind 14-0 but would not surrender another touchdown to the Golden Bears. UNLV got into the game with an impressive second-quarter drive

capped by a Doug Brumfield to Kyle Williams 11-yard touchdown play.

The Rebels trailed 17-7 at halftime after racking up 70 yards in penalties. After Cal made another field goal, UNLV pulled to within six after a 31-yard rushing score by Aidan Robbins. The Rebels would eventually have four shots at the end zone, getting as close as the eight-yard line, with just under three minutes remaining but were ultimately turned away. UNLV also forced another punt and had one last shot before Cal closed things out.

REBEL OF THE GAME: Louisville graduate transfer Aidan Robbins rushed 14 times for a career-high 84 yards and his 31-yard touchdown scamper was the fourth overall of the young season (three rushing and one receiving).

STAT OF THE GAME: UNLV was just 1-of-12 on third down vs. Cal.

QUOTABLE: "We let that one get away. We have a locker room full of guys right now that are disappointed because they wanted to finish that game, but we've got to capitalize versus quality opponents. We had some things in this game we didn't do in the opener that put us in a situation where we had to make up a lot of ground and we're going to go back and look at that. We've also showed we'll fight. Our guys will fight, there's no doubt about it."

-UNLV head coach Marcus Arroyo

REBEL NOTES

- The Golden Bears are scheduled to return this game in Las Vegas to open the 2026 season
- UNLV fell to 6-33 all-time vs. teams from the current makeup of the Pac-12 Conference
- Four current UNLV coaches – including head coach Marcus Arroyo – previously coached at Cal
- Rebel tight ends coach Nate Longshore was Cal's starting quarterback in 2006-08
- UNLV posted four quarterback sacks all by different players
- Jerrae Williams picked off Jack Plummer deep in Rebel territory for the team's second interception of the season and the first for Williams as a Rebel
- UNLV suffered its first turnover of the season on the final play of the game when Brumfield was picked off
- Kilinahe Mendiola-Jensen made his first career start on defense at cornerback after starting two games at wide receiver as a true freshman in 2021

UNLV	0	7	7	0	--	14
CAL	14	3	3	0	--	20

FIRST QUARTER

CAL - J. Ott 2-yard run (Longhetti kick) 11:08
CAL - J. Ott 12-yard pass from J. Plummer (Longhetti kick) 3:52

SECOND QUARTER

UNLV - K. Williams 11-yard pass from D. Brumfield (Gutierrez kick) 14:55
CAL - Longhetti 30-yard field goal 1:58
THIRD QUARTER
CAL - Longhetti 30-yard field goal 8:21
UNLV - A. Robbins 31-yard run (Gutierrez kick) 7:04

	UNLV	CAL
First Downs	17	25
Rushes-Yards	31-103	32-92
Passing Yards	206	278
Passes C-A-I	18-33-1	28-39-1
Total Offense (Plays-Yds)	64-309	71-370
Fumble Returns-Yards	0-0	0-0
Punt Returns-Yards	0-0	1-13
Kickoff Returns-Yards	0-0	2-23
Interception-Yards	1-12	0-0
Punts (Number-Avg)	5-41.6	4-46.5
Fumbles-Lost	0-0	0-0
Penalties-Yards	8-105	5-40
Possession Time	24:23	35:37
Sacks-Yards	4-29	3-22

RUSHING: UNLV- C. Reese 4-11, A. Robbins 14-84, D. Brumfield 12-10, CAL- J. Ott 7-52, Moore 6-26, Brooks 10-22, Mangum 1-5.

PASSING: UNLV- Brumfield 18-33-1-206, CAL- J. Plummer 28-39-1-278.

RECEIVING: UNLV- R. White 4-59, Weimer 4-49, K. Williams 3-52, A. Robbins 3-8, N. Williams 2-14, McKie 1-29, Reese 1-1. CAL- Sturdivant 6-49, Hunter 4-79, Anderson 5-48, Latu 4-45, Ott 3-16, Brooks 2-2, Mangum 1-31.

INTERCEPTIONS: UNLV- J. Williams 1-12, CAL- Young 1-0.

FUMBLES: UNLV- Brumfield 1-0, CAL- Plummer 1-0.

SACKS: UNLV- Plant Jr. 1-6, Ehimare 1-9, Muavesi 2-11, Johnson 1-4, CAL- Carlton 1-5, Williams 1-4, Ikaahifo 1-13.

TACKLES: UNLV- J. Williams 7, Oliver 7, Beaudry 6, No. Williams 6, Ajiakae 4, CAL- Oladejo 10, Simon 9, Scott 6, Woodson 5, Gamble 4.

ISU	7	0	7	7	--	21
UNLV	10	35	0	7	--	52

FIRST QUARTER

UNLV - A. Robbins 1-yard run (Gutierrez kick) 9:13
UNLV - Gutierrez 39-yard field goal
ISU - J. Johnson 55-yard pass from T. Vander Waal (Hershey kick) 0:15

SECOND QUARTER

UNLV - A. Robbins 2-yard run (Gutierrez kick) 13:02
UNLV - R. White 72-yard pass from D. Brumfield (Gutierrez kick) 9:29
UNLV - K. Williams 9-yard pass from D. Brumfield (Gutierrez kick) 6:49
UNLV - R. White 19-yard pass from D. Brumfield (Gutierrez kick) 3:23
UNLV - A. Robbins 7-yard pass from D. Brumfield (Gutierrez kick) 0:42

THIRD QUARTER

ISU - H. Hays 5-yard run (Hershey kick) 3:04

FOURTH QUARTER

ISU - X. Guillary 19-yard pass from H. Hays (Hershey kick) 10:54
UNLV - Z. Griffin 14-yard pass from C. Friel (Gutierrez kick) 5:05

	ISU	UNLV
First Downs	13	23
Rushes-Yards	4-50	8-149
Passing Yards	191	405
Passes C-A-I	14-27-1	26-35-0
Total Offense (Plays-Yds)	67-241	68-554
Fumble Returns-Yards	0-0	2-0
Punt Returns-Yards	0-0	2-16
Kickoff Returns-Yards	0-0	2-66
Interception-Yards	0-0	1-47
Punts (Number-Avg)	8-40.9	3-42.3
Fumbles-Lost	0-0	0-0
Penalties-Yards	4-27	7-65
Possession Time	29:36	30:24
Sacks-Yards	5-32	5-21

RUSHING: UNLV- C. Reese 7-47, J. Younge-Humphrey 4-30, A. Robbins 10-11, D. Brumfield 4-11, J. Wilson 1-7, ISU- R. Hunter 13-5, H. Hays 7-8, Soujah 9-5, B. Omayebu 4-4, T. Vander Waal 7-2.

PASSING: UNLV- Brumfield 21-25-4-356, ISU- T. Vander Waal 7-13-1-130.

RECEIVING: UNLV- R. White 8-72, Weimer 5-32, K. Williams 4-22, Z. Griffin 2-14, Zeon III 2-21, Reese 2-16, ISU- Guillary 4-24, Johnson 3-55, Wallace 4-9, Omayebu 2-9, Dailey Jr. 1-7.

INTERCEPTIONS: UNLV- Ajiakae 1-47, ISU- None.

FUMBLES: UNLV- Brumfield 1-0, UTSA- None.

SACKS: UNLV- Ajiakae 1-0-3, Plant Jr. 1-0-7, Sayles 1-0-4, Fahina 1-0-5, Dixon 1-0-2, ISU- Hagler 1-0-1, Gonzalez 1-0-13, Tafafu 2-0-10, Horton 1-0-8.

TACKLES: UNLV- Thompkins 10, Ajiakae 8, Plant Jr. 7, Shelton 5, Sayles 5, Fahina 4, ISU- Hagler 8, Gonzales 7, Pitcher 7, Ike 6, Brown 5.

2022 GAME SUMMARIES



NORTH TEXAS
UNLV



27
58

GAME 3

Allegiant Stadium • Las Vegas
Sept. 17, 2022 • Att. 19,623



REBELS BLOW PAST MEAN GREEN

LAS VEGAS (UNLVRebels.com) – The UNLV (2-1/0-0) football team scored the final 28 points of the game to pull away, 58-27, over North Texas (2-2/1-0) of Conference USA at Allegiant Stadium on Saturday afternoon.

The Rebels, who posted consecutive victories at home for the first time since 2018, ran for 365 yards, 227 from Aidan Robbins and 100 on-the-dot from quarterback Doug Brumfield. They scored their most points since 2016 and won two of their first three games in a season for only the second time since 2009 and first time since 2018.

UNT	10	10	7	0	--	27
UNLV	10	35	0	21	--	58

FIRST QUARTER

- UNLV - K. Williams 23-yard pass from Brumfield (Gutierrez kick) 11:36
- UNT - K. Horton 99-yard kickoff return (Mooney kick) 11:21
- UNLV - 0-yard safety 8:17
- UNT - Mooney 31-yard field goal 1:49

SECOND QUARTER

- UNLV - A. Robbins 2-yard run (Gutierrez kick) 8:43
- UNLV - A. Robbins 33-yard run (Gutierrez kick) 7:18
- UNT - Adaway III 7-yard pass from Aune (Mooney kick) 2:48
- UNT - Mooney 20-yard field goal 0:00

THIRD QUARTER

- UNLV - Brumfield 29-yard run (Gutierrez kick) 11:55
- UNT - Gumbs 54-yard pass from Aune (Mooney kick) 11:09
- UNLV - Brumfield 8-yard run (Gutierrez kick) 7:08

FOURTH QUARTER

- UNLV - A. Robbins 1-yard run (Gutierrez kick) 12:42
- UNLV - White 9-yard pass from Brumfield (Gutierrez kick) 7:01
- UNLV - Oliver 20-yard interception (Gutierrez kick) 0:42

	UNT	UNLV
First Downs	20	28
Rushes-Yards	39-169	51-365
Passing Yards	305	211
Passes C-A-I	17-30-2	21-27-0
Total Offense (Plays-Yds)	69-474	78-576
Fumble Returns-Yards	0-0	0-0
Punt Returns-Yards	1-3	1-14
Kickoff Returns-Yards	1-99	2-48
Interception-Yards	0-0	2-20
Punts (Number-Avg)	2-58.0	4-46.0
Fumbles-Lost	0-0	0-0
Penalties-Yards	3-25	6-50
Possession Time	21:18	38:42
Sacks-Yards	1-6	1-10

RUSHING: UNLV- A. Robbins 29-227, Brumfield 12-100, Reese 7-37, Younge-Humphrey 3-1, UNT- Adaway III 14-73, Adeyi 11-73, Ragsdale 5-16, I. Johnson 6-11.

PASSING: UNLV- Brumfield 21-27-0-211, UNT- Austin Aune 17-29-2-305.

RECEIVING: UNLV- K. Williams 8-69, White 8-76, N. Williams 2-59, Weimer 2-3, Zeon III 1-5, UNT- Burns 5-93, Shorter 4-90, Gumbs 2-71, Ward 2-18, Adaway III 2-7.

INTERCEPTIONS: UNLV- Oliver 2-20, UNT- None.

FUMBLES: UNLV- None, UNT- None.

SACKS: UNLV- J. Williams 1.0-10, UNT- Brown 1.0-6.

TACKLES: UNLV- Ajiake 12, Baldwin 7, J. Williams 7, Beaudry 7, No. Williams 7, UNT- Faulkner 11, Whitlock 9, Davis 8, Gaddie 8, Nixon III 6.

Brumfield also completed 21-of-27 pass attempts for 211 yards and a pair of touchdowns, including a 23-yarder to Kyle Williams on the game's opening drive. After UNT returned the kickoff 99 yards for a score, the Rebels eventually blocked a UNT punt that went out of the end zone and resulted in a safety. After the Mean Green kicked a go-ahead field goal, UNLV went back up on Robbins' first touchdown run and never lost the lead again.

Brumfield became the first Rebel to pass for at least 200 yards and rush for at least 100 in the same game since Armani Rogers (211 & 193) did it at New Mexico in 2017.

Senior linebacker Austin Ajiake led all tacklers with 12 total while UNLV won the turnover battle 2-0 with a pair of interceptions, including one returned for a touchdown to put the finishing touches on the victory.

REBEL OF THE GAME:

Louisville graduate transfer Aidan Robbins posted career highs in rushing attempts with 29 and yards with 227 to go with three touchdowns and give him seven overall TDs in just three games (six rushing, one receiving).

STAT OF THE GAME:

UNLV stopped UNT on three of four fourth-down attempts and turned all three into touchdowns, including a 99-yard drive in the fourth quarter.

QUOTABLE:

"It's awesome to get our fan base excited and gassed up. It's been an awesome first couple weeks on getting engaged and excited about the brand of football that we are playing. It's a big deal for us, it fuels us to come in here and make this place hard to play in -- that's what we're trying to push for."

-UNLV head coach Marcus Arroyo

REBEL NOTES

-UNLV, which put up 52 on Idaho State in its opener, scored at least 50 points at home in back-to-back games for the first time since 1974 (51 on Oct. 5 vs. Santa Clara and 63 on Oct. 12 vs. Prairie View A&M)

-RB Aidan Robbins' career-high 227 yards rushing marked the eighth-most in one game by a Rebel

-Cameron Oliver's 20-yard interception return for a touchdown with 42 seconds left in the game marked the first defensive score by a Rebel since future NFLer Javin White's 65-yard pick-six at Ohio State in 2017

-Robbins (227) and Brumfield (100) marked the first time UNLV boasted two 100-yard rushers in the same game since 2018 when Lexington Thomas had 120 and QB Armani Rogers finished with 122 vs. Prairie View A&M

-UNLV recorded its second blocked punt of the season when Spencer Briggs got to the ball

-The Rebels turned the block into their first safety since Sept. 15, 2018, vs. Prairie View A&M

-Doug Brumfield turned in his first career 100-yard rushing game with 100 on 12 carries, including two scores. It marked the 19th 100-yard rushing game by a UNLV quarterback in history and the first since 2020 when Max Gilliam went for 139 vs. Fresno State



UNLV
UTAH STATE



34
24

GAME 4

Maverik Stadium • Logan, UT
Sept. 24, 2022 • Att. 17,454



FOOTBALL DOWNS DEFENDING CHAMPS TO IMPROVE TO 3-1

LOGAN, Utah (UNLVRebels.com) – The UNLV (3-1/1-0) football team won for the third time in its first four games of a season for only the third time since the start of the Mountain West in 1999 (2003 and 2008), 34-24, over Utah State (1-3/0-1) Saturday evening at Maverik Stadium. The victory also snapped a six-game losing skid vs. USU and represented UNLV's first victory over the Aggies in Logan since 2007.

Quarterback Doug Brumfield ran for two early touchdowns and also threw another while the Rebel defense picked off USU signal-caller Logan Bonner

UNLV	14	13	7	0	--	34
USU	7	9	0	8	--	24

FIRST QUARTER

- USU - J. McGriffin 12-yard pass from L. Bonner (C. Coles kick) 6:00
- UNLV - D. Brumfield 4-yard run (Gutierrez kick) 3:01
- UNLV - D. Brumfield 1-yard run (Gutierrez kick) 0:32

SECOND QUARTER

- UNLV - K. Williams 6-yard pass from D. Brumfield (Gutierrez kick) 11:31
- USU - 0-yard safety 8:55
- UNLV - Gutierrez 23-yard field goal 5:22
- USU - T. Vaughn 10-yard pass from L. Bonner (Coles kick) 2:05

- UNLV - Gutierrez 26-yard field goal 0:36

THIRD QUARTER

- UNLV - A. Robbins 5-yard run (Gutierrez kick) 7:17
- USU - T. Vaughn 39-yard pass from L. Bonner (J. McGriffin pass) 6:15

	UNLV	USU
First Downs	21	22
Rushes-Yards	42-103	32-96
Passing Yards	206	278
Passes C-A-I	21-31-0	28-42-5
Total Offense (Plays-Yds)	73-320	74-421
Fumble Returns-Yards	1-0	0-0
Punt Returns-Yards	1-12	4-40
Kickoff Returns-Yards	2-44	5-85
Interception-Yards	5-71	0-0
Punts (Number-Avg)	7-34.3	2-40.5
Fumbles-Lost	0-0	1-1
Penalties-Yards	7-75	11-93
Possession Time	34:30	25:30
Sacks-Yards	1-1	4-14

RUSHING: UNLV- A. Robbins 29-81, C. Reese 3-18, D. Brumfield 10-3, R. White 1-3, USU- C. Tyler Jr. 15-54, Briggs 7-33, Bonner 6-14, Makakona 3-8.

PASSING: UNLV- D. Brumfield 21-31-0-217-1, USU- Bonner 27-41-5-313-3, Kotsanlee 1-1-0-12-0.

RECEIVING: UNLV- J. Weimer 5-57, Zeon III 5-43, N. Williams 5-53, K. Williams 3-46, C. Reese 4-15, A. Robbins 2-8, S. McKie 2-11, USU- McGriff 8-103, Cobbs 12-83, Vaughn 10-74, Davis 7-49, Lane 3-14, Briggs 1-2, C. Tyler Jr. 1-0.

INTERCEPTIONS: UNLV- No. Williams 2-62, A. Ajiake 1-9, J. Williams 1-0, C. Oliver 1-0.

FUMBLES: UNLV- None, USU- Bonner 1-1.

SACKS: UNLV- Plant Jr. 1-1, USU- Motu apuaka 2-8, Vonghachanh 1-3, Tatum 1-3.

TACKLES: UNLV- A. Ajiake 11, F. Thompson 7, J. Williams 7, J. Morgan 6, E. Shelton 6, A. Plant Jr. 4, Olotoa 4, USU- Vonghachanh 10, Tafisi 10, Motu apuaka 7, Reynolds 7, Gurvan Hall 6, Okeke 4, Anyanwu 4.

five times to highlight the complete team victory. Including another fumble recovery, UNLV finished the game an eye-popping plus-six in turnovers.

Senior linebacker Austin Ajiake led all tacklers with 11 total and cornerback Nohl Williams posted 118 all-purpose yards between returning punts, kickoffs and interceptions.

REBEL OF THE GAME:

Despite seeing the game's top two receivers (Kyle Williams and Jeff Weimer) both leave with injury, Brumfield was surgically efficient all night. He finished completing 21-of-31 attempts for 217 yards and a score to go with his two rushing TDs.

STAT OF THE GAME:

UNLV's defense picked off five passes thanks to four different players (two by Nohl Williams, one by Austin Ajiake, Cameron Oliver and Jerree Williams). It marked the first five-INT game for the Rebels since 1992 vs. Pacific.

QUOTABLE:

"These guys are excited. To win on the road in conference play against the defending Mountain West champions after a (USU) bye week is a big deal. We were sloppy on some things, we did some things we haven't done all season, but that's going to happen when we play on the road versus a quality opponent. The program has come a long way to win a game like that while playing imperfect and that's exciting."

-UNLV head coach Marcus Arroyo

REBEL NOTES

-Aidan Robbins, who led all rushers with 81 net yards, scored one touchdown to give him eight overall on the year (seven rushing and one receiving). The Louisville transfer has scored in all four games as a Rebel

-Daniel Gutierrez made both of his field goal attempts to move into a tie with Dillon Pieffer (2000-03) for third in program history with 40 field goals

-WR Kyle Williams scored his team-leading fourth receiving TD before leaving the game with an injury

-In the second quarter, USU turned in the first blocked punt against UNLV since San Diego State in 2020

-That play resulted in the Aggies recording the first safety against the Rebels since Southern Utah got on Aug. 31, 2019

-UNLV finished 6-for-6 in the red zone while limiting USU to just two scores in four trips



2022 GAME SUMMARIES



NEW MEXICO UNLV



20 31

GAME 5

Allegiant Stadium • Las Vegas
Sept. 30, 2022 • Att. 21,605



FOOTBALL COMPLETES COMEBACK TO IMPROVE TO 4-1

LAS VEGAS (UNLVRebels.com) – After falling behind 17-0 in the first half, first-place UNLV (4-1/2-0) football scored the next 24 and held on for a thrilling 31-20 victory over New Mexico (2-3/0-2) Friday night before 21,605 fans at Allegiant Stadium.

The Rebels won for the fourth time in their first five games of a season for the first time since 2003 and improved to 2-0 in Mountain West play for just the second time since the league was formed in 1999 (2013).

The 17-point comeback tied for the fifth-largest in school history and was buoyed by Super Senior All-America candidate kicker Daniel Gutierrez who connected on three straight field-goal attempts – including from 47 and 50 yards – to help UNLV pull to within 17-9 at halftime.

Quarterback Doug Brumfield ran for the team's first touchdown and then threw a two-point conversion to Ricky White that tied the game at 17 midway through the third quarter. Early in the fourth period, the Rebels took their first lead on Aidan Robbins' three-yard rush that was his ninth total score of the season. Cameron Oliver's 21-yard pick-six put the final touches on the 11-point win.

REBEL OF THE GAME:

Super Senior LB Austin Ajiake, who came in leading the team in tackles, again led the way with a game-high dozen total takedowns, including two TFL, as the Rebel defense stiffened in time to turn the game around.

STAT OF THE GAME:

After no defensive scores since 2017, UNLV now has two in the last three games and both came from the same player. Cameron Oliver's interception return was his second taken to the end zone at the end of the game this season (North Texas).

QUOTABLE:

"How about the Rebels? I'm still fired up! That's such a huge deal for our group, it's just a character building win and that's the bottom line. It was ugly and there were a lot of things against us early on, and to rally like that, to play like that in the second half, to play complimentary football in a situation like that, I mean our crowd and our stadium ... we can feel that. We handled adversity (and) this is a huge step forward in resilience."

-UNLV head coach Marcus Arroyo

REBEL NOTES

-Gutierrez's trio of field goals were all longer than 40 yards

-The 50-yarder marked his fourth career kick measuring 50 yards or longer

-DE Adam Plant Jr., who came in tied for third in the MW with five TFL, notched 1.5 more to give him 6.5 through five games

-The Rebels posted 7.0 TFL overall on the night

-UNLV's two interceptions gave it 11 on the season, which is already two more than the team had all of last year

-UNLV and UNM each had two turnovers, which allowed the Rebels to maintain their turnover margin at plus-nine

-Elijah Shelton's first QB sack as a Rebel gave UNLV 12 on the season – by 10 different players. Only Adam Plant Jr. has more than one (three)

-The Rebels lost their first fumble of the season

-UNLV has now won eight of the last 11 meetings with the Lobos to take a 14-12 overall lead in the series

-The Rebels snapped an eight-game losing streak in non-Saturday games, dating back to their win at UNM on Friday, Nov. 17, 2017

-UNLV improved to 9-11-1 all-time in games played on Friday



UNLV SAN JOSE STATE



7 40

GAME 6

CEFCU Stadium • San Jose, CA
Oct. 7, 2022 • Att. 17,454



SPARTANS SNAP UNLV WIN STREAK IN SAN JOSE

SAN JOSE, Calif. (UNLVRebels.com) – The UNLV (4-2/2-1) football team saw its three-game win streak snapped, 40-7, at San Jose State (4-1/2-0) Friday night before 16,669 fans at CEFCU Stadium.

The Rebels, who have not won in this city since 1993 when both teams were members of the Big West Conference, lost starting quarterback Doug Brumfield to injury near the end of the first quarter. Cameron Friel, last year's Mountain West Freshman of the Year, came off the bench and completed his first seven pass attempts but could not rally the Rebels

as the Spartans took a 23-0 halftime lead and never looked back.

In the third quarter, Friel found Senika McKie from 14 yards out to mark the wide receiver's first touchdown as a Rebel and get their team on the board. Friel ended up completing 15-of-22 attempts for 153 yards.

REBEL OF THE GAME:

Super Senior LB Austin Ajiake, who is from nearby Fremont and came in leading the team in tackles, again led the way with a game-high 13 takedowns, including two sacks.

STAT OF THE GAME:

UNLV was 0-5 on third down and 0-1 on fourth down in the first half while the Spartans built a big lead. The Rebs finished 4-of-12 on third down.

QUOTABLE:

"We've got to do a better job, hands down...To not play the way we've played is something we've really got to look at. Our identity tonight wasn't what we have been."

-UNLV Head Coach Marcus Arroyo

"This isn't how we envisioned the game going, but I don't want to just leave it at that. I want to find a way for us to turn this into a positive. We can learn from this. We've still got a lot of games left, it's a long season. We're not where we want to go and where we know we can be, but we know we can get there."

-Senior Linebacker Austin Ajiake

REBEL NOTES

-UNLV recorded four quarterback sacks to bring its season total to 16 through six games after having 22 all of last season

-Brumfield, who entered the game leading the conference with 273 offensive yards a game, left with an injury after completing 1-of-6 pass attempts for eight yards

-UNLV was shut out in a half for the first time since the 2021 season finale at Air Force, which also came in the first half

-Marcus Arroyo returned to his alma mater as a head coach for the second time (2020). He is the third head coach in UNLV history to face his alma mater while leading the Rebels (Bill Ireland and Tony Knap). Arroyo, who also coached at SJSU, lettered three times at quarterback for the Spartans between 1998-2002

UNLV 0 0 7 0 -- 7
SJSU 7 16 10 7 -- 40

FIRST QUARTER

SJSU - K. Robinson 9-yard run (Schive kick) 7:27

SECOND QUARTER

SJSU - C. Cordeiro 10-yard run (Schive kick) 13:09

SJSU - C. Cordeiro 15-yard run (12:13)

SJSU - Schive 43-yard field goal 1:34

THIRD QUARTER

SJSU - Schive 25-yard field goal 11:50

SJSU - D. Mazotti 22-yard pass from C. Cordeiro (Schive kick) 8:09

UNLV - S. McKie 14-yard pass from C. Friel (Gutierrez kick) 2:52

FOURTH QUARTER

SJSU - E. Cooks 20-yard pass from C. Cordeiro (Schive kick) 9:28

	UNLV	SJSU
First Downs	13	24
Rushes-Yards	27-52	36-203
Passing Yards	161	230
Passes C-A-I	16-28-0	18-27-0
Total Offense (Plays-Yds)	55-213	63-433
Fumble Returns-Yards	1-0	0-0
Punt Returns-Yards	0-0	1-0
Kickoff Returns-Yards	3-38	2-45
Interception-Yards	0-0	0-0
Punts (Number-Avg)	7-43.4	3-34.3
Fumbles-Lost	1-1	0-0
Penalties-Yards	6-55	3-40
Possession Time	27:12	32:48
Sacks-Yards	4-23	3-20

RUSHING: UNLV- A. Robbins 13-55, C. Reese 8-18, H. Bailey 1-8, D. Brumfield 2-5, C. Friel 3-24, SJSU- C. Cordeiro 14-109, K. Robinson 9-61, K. Sims 4-20, S. Garrett 4-9, C. McWright 3-6.

PASSING: UNLV- C. Friel 15-22-0-153-1 D. Brumfield 1-6-0-8-0, SJSU- C. Cordeiro 18-27-0-230-2.

RECEIVING: UNLV- R. White 6-26, S. McKie 6-55, A. Robbins 4-27, N. Williams 5-25, S. Zeon III 2-14, K. Ballungay 1-10, SJSU- D. Mazotti 8-100, E. Cooks 4-41, J. Lockhart 3-37, M. Miller 2-10, S. Garrett 2-27, J. Braddock 1-9.

INTERCEPTIONS: UNLV- None. SJSU- None.

FUMBLES: UNLV- C. Friel 1-1. SJSU- None.

SACKS: UNLV- A. Ajiake 2-11, E. Shelton 1-8, D. Johnson 1-4, SJSU- T. Jenkins 1-8, C. Hall 1-4, V. Fehoko 1-8.

TACKLES: UNLV- A. Ajiake 13, E. Shelton 7, Beaudry 6, J. Baldwin 5, F. Thompkins 4, C. Oliver 3, SJSU- J. Pollard 7, H. Harmon 7, T. Jenkins 5, B. Parham 5, J. Kakiva 5, E. Wood 4.

UNM 14 3 0 3 -- 20
UNLV 0 9 8 14 -- 31

FIRST QUARTER

UNM - Kendrick 8-yard run (Steinkamp kick) 11:08

UNM - Kendrick 8-yard run (Steinkamp kick) 3:24

SECOND QUARTER

UNM - Steinkamp 33-yard field goal 13:29

UNLV - Gutierrez 41-yard field goal 9:15

UNLV - Gutierrez 50-yard field goal 6:24

UNLV - Gutierrez 47-yard field goal 0:27

THIRD QUARTER

UNLV - Brumfield 6-yard run (R. White pass) 7:03

FOURTH QUARTER

UNLV - A. Robbins 3-yard run (Gutierrez kick) 14:29

UNM - Steinkamp 36-yard field goal 12:43

UNLV - Oliver 21-yard interception (Gutierrez kick) 0:28

	UNM	UNLV
First Downs	18	22
Rushes-Yards	35-134	34-123
Passing Yards	163	233
Passes C-A-I	13-26-2	24-33-1
Total Offense (Plays-Yds)	61-297	67-356
Fumble Returns-Yards	0-0	0-0
Punt Returns-Yards	3-7	0-0
Kickoff Returns-Yards	5-32	0-0
Interception-Yards	0-0	2-20
Punts (Number-Avg)	5-43.8	5-40.0
Fumbles-Lost	0-0	1-1
Penalties-Yards	6-73	8-80
Possession Time	29:16	30:18
Sacks-Yards	2-14	1-8

RUSHING: UNLV- A. Robbins 23-79, Brumfield 8-19, Reese 3-25, UNM- Jones 12-61, Kendrick 8-50, White 5-21, Washington 3-7.

PASSING: UNLV- Brumfield 24-33-1-233, UNM- Kendrick 13-25-2-163, Montes 0-1-0-0.

RECEIVING: UNLV- White 10-43, McKie 7-72, Souders 4-57, A. Robbins 4-23, Reese 3-3, N. Williams 2-32, UNM- Porter 10-117, Hall 3-21, Wysong 4-12, Witthoft 2-6, Washington 1-5, White 2-2.

INTERCEPTIONS: UNLV- Oliver 1-21, Morgan 1-41, UNM- Odums 1-0.

FUMBLES: UNLV- Ni, Williams 1-1, UNM- None.

SACKS: UNLV- Shelton 1-81, UNM- Hunter 1-1, Hannah 1-13.

TACKLES: UNLV- Ajiake 12, Shelton 6, J. Williams 5, Plant Jr. 5, Morgan 5, No. Williams 4, UNM- Haulcy 9, Hunter 8, Moon 7, Hannah 7, Martin 7, Morencio 6.

2022 GAME SUMMARIES



AIR FORCE
UNLV



42
7

GAME 7

Allegiant Stadium • Las Vegas
Oct. 15, 2022 • Att. 23,847



REBELS TURN OVER GAME TO AIR FORCE

LAS VEGAS (UNLVRebels.com) – The UNLV (4-3/2-2) football team fumbled on its opening two drives to allow Air Force (5-2/2-2) to build a quick 14-0 lead en route to a 42-7 win before a season-high Homecoming crowd of 23,847 at Allegiant Stadium Saturday night.

Playing without starting quarterback Doug Brumfield because of injury, the Rebels fell to the Falcons for the fifth straight time. Making his first start since last season, Cameron Friel

accounted for two of UNLV's three first-half fumbles – all of which were converted into touchdowns as the Rebels fell to 3-1 at Allegiant Stadium this fall.

The Rebels, who also lost starting running back Aidan Robbins to injury in the opening quarter, got on the board before halftime with a 31-yard touchdown pass from Friel to Ricky White, who finished with four catches for a game-high 58 receiving yards.

REBEL OF THE GAME:

Super Senior LB Austin Ajiake, who came in leading the Mountain West in total tackles, finished with a career-high 20 takedowns vs. the Falcons, which was just two off the school single-game record posted by Quincy Sanders vs. Air Force in 1999.

STAT OF THE GAME:

With its back-to-back fumbles lost, UNLV allowed more points off turnovers (14) in the first 10 minutes of the game than the rest of the season combined (13 in six games).

QUOTABLE:

“Disappointed in the way we took care of the ball offensively and put ourselves behind the stakes, that’s the bottom line. I’m disappointed in the way we started the game, moved the ball and didn’t take care of it. We’ve done a good job this season, for the most part, but you can’t put yourself behind the eight ball versus a team that is that effective.”

-UNLV Head Coach Marcus Arroyo

REBEL NOTES

-UNLV opened the game with a methodical, nine-play, 60-yard drive that was thwarted when quarterback Cameron Friel fumbled the ball away on the end of an option play

-Two Rebels made their first career starts on Saturday: freshman DL Ryan Keeler and redshirt freshman LB Marsel McDuffie

-UNLV lost more than two fumbles in a game for the first time since Sept. 15, 2018, vs. Prairie View A&M

-The Rebels came into the game plus-eight in turnovers on the season but lost the turnover battle 4-0 to the Falcons

-Friel’s start in place of an injured Doug Brumfield meant UNLV has not seen the same quarterback start every game in a full season since Jon Denton in 1996

-DL Darius Johnson turned in a season-high 16 total tackles

AFA	14	14	0	--	42
UNLV	0	7	0	0--	7

FIRST QUARTER

AFA - Eldridge III 60-yard run (Dapore kick) 7:57
AFA - Roberts 5-yard run (Dapore kick) 5:52

SECOND QUARTER

AFA - Roberts 3-yard run (Dapore kick) 13:42
AFA - Roberts 3-yard run (Dapore kick) 11:44
UNLV - R. White 31-yard pass from Friel (Gutierrez kick) 1:00

THIRD QUARTER

AFA - Roberts 3-yard run (Dapore kick) 8:16
AFA - Michel 1-yard run (Dapore kick) 5:52

	AFA	UNLV
First Downs	26	28
Rushes-Yards	76-406	20-61
Passing Yards	14	118
Passes C-A-I	1-3-0	10-15-1
Total Offense (Plays-Yds)	79-420	35-179
Fumble Returns-Yards	1-4	0-0
Punt Returns-Yards	0-0	0-0
Kickoff Returns-Yards	0-0	4-78
Interception-Yards	1-8	0-0
Punts (Number-Avg)	1-31	3-45
Fumbles-Lost	1-0	3-3
Penalties-Yards	1-10	0-0
Possession Time	43:10	16:50
Sacks-Yards	2-14	1-1

RUSHING: UNLV- C. Reese 5-37, A. Robbins 8-30, Younge-Humphrey 4-5, Friel 3-11. AFA- Roberts 29-144, Eldridge 8-116, Michel 11-52, Burk 11-36.

PASSING: UNLV- Friel 8-10-1-108, Bailey 2-5-0-10. AFA- Daniels 1-2-0-14, Jones 0-1-0-0.

RECEIVING: UNLV- White 7-58, Zeon III 2-19, Younge-Humphrey 2-11, A. Robbins 1-22. AFA- Terry 1-14, Eldridge III 1-0, Calvert 1-0.

INTERCEPTIONS: UNLV- None. AFA- None.

FUMBLES: UNLV- Friel 2-2, Reese 1-1. AFA- Larrier 1-0.

SACKS: UNLV- Keeler 1-1. AFA- Blackmon 1-12, Ramsey 1-2.

TACKLES: UNLV- Ajiake 20, Johnson 16, Holloway 9, Keeler 7, Dixon 7. AFA- Youngblood 6, Taylor 5, Mergerson 4, Goff 4, Goodwin 3.



UNLV
NOTRE DAME



21
44

GAME 8

Notre Dame Stadium • South Bend, IN
Oct. 22, 2022 • Att. 73,165



SHORT-HANDED REBELS DOWNED IN FIRST VISIT TO NOTRE DAME

SOUTH BEND, Ind. (UNLVRebels.com) – Missing multiple key starters because of injury, including its dynamic duo at quarterback and running back, UNLV (4-4/2-2) football made a historic trip to Notre Dame (4-3) and closed its non-conference schedule with a 44-21 loss on Saturday during a spring-like afternoon near the famed Golden Dome.

Playing before 73,165 at sun-bathed Notre Dame Stadium, which was the 10th-biggest crowd to watch the Rebels, UNLV struggled mightily in the passing game without regular starter Doug Brumfield available. Cameron Friel started his second straight

game and was replaced at times by Harrison Bailey but the Rebels only completed two pass attempts in the first quarter as Notre Dame scored 23 points, including 10 off of a pair of blocked punts.

The visitors did get on the scoreboard early, however, thanks to a career-long 74-yard scamper by Courtney Reese, who was filling in for starting tailback Aidan Robbins. The ensuing touchdown came on a two-yard rush by walk-on Jordan Young-Humphrey, his first as a Rebel. Reese also set up UNLV's second score with a 47-yard scamper in the third quarter that eventually led to Bailey running it in for his first score as a Rebel. Young-Humphrey would find the end zone again in the fourth quarter on a fourth-down play.

Defensively, cornerback Nohl Williams had a hand in two turnovers in the first half alone, recovering a fumble caused by teammate Johnathan Baldwin and then picking off a pass deflected by Waisale Muaveasi at the line of scrimmage. It marked Williams' third interception and the team's 12th of the season.

REBEL OF THE GAME:

Junior running back Courtney Reese, who entered the game with 299 career rushing yards in four seasons as a Rebel, finished with a net of 142 on just 11 carries to mark his first career 100-yard game at UNLV.

STAT OF THE GAME:

UNLV finished 0-12 on third down while the Irish converted on 9-of-17.

QUOTABLE:

“Great opportunity for us to come out and be in a game like this. Unfortunately, we weren’t able to produce and execute a little better, but there was a lot of pride out there and a lot of fight.”

-UNLV Head Coach Marcus Arroyo

REBEL NOTES

-This marked not just the first meeting of these two football programs but also the first ever played in the Hoosier State by the Rebels

-It was the first time UNLV faced an independent team since BYU in 2017

-The Irish played at UNLV's home stadium – vs. BYU – just two weeks previous in the Shamrock Series held at Allegiant Stadium

-UNLV played in the Eastern Time Zone for the first time since 2017 at Ohio State

-The official temperature of 72 at kickoff was a full 20 degrees above normal in this Midwestern city for late October

-The Rebels came into the season without having a punt blocked since 2020 but now have had three blocked through the first eight games of the season

-Former UNLV quarterback and longtime ESPN personality Kenny Mayne flew in from Washington state to serve as the Rebels' alumni representative for the Peacock game production

UNLV	7	0	7	--	21
ND	23	7	0	14--	44

FIRST QUARTER

ND - Estime 12-yard run (Grupe kick) 12:35
ND - Grupe 43-yard field goal 10:06
UNLV - Younge-Humphrey 2-yard run (Gutierrez kick) 9:10
ND - Mayer 20-yard pass from Pyne (Grupe kick) 6:24
ND - Grupe 27-yard field goal 3:58
ND - Grupe 46-yard field goal 1:18

SECOND QUARTER

ND - Evans 1-yard run (Grupe kick) 4:10
UNLV - H. Bailey 2-yard run (Gutierrez kick) 8:06

FOURTH QUARTER

ND - Tyree 8-yard run (Grupe kick) 11:59
UNLV - Younge-Humphrey 1-yard run (Gutierrez kick) 8:02
ND - Lenzy 4-yard pass from Pyne (Grupe kick) 2:55

	UNLV	ND
First Downs	11	23
Rushes-Yards	28-146	47-223
Passing Yards	153	205
Passes C-A-I	17-33-0	14-28-1
Total Offense (Plays-Yds)	61-299	75-428
Fumble Returns-Yards	0-0	1-6
Punt Returns-Yards	0-0	6-67
Kickoff Returns-Yards	3-38	2-24
Interception-Yards	1-0	0-0
Punts (Number-Avg)	9-32.4	2-43.5
Fumbles-Lost	1-1	2-1
Penalties-Yards	5-45	4-34
Possession Time	26:02	33:58
Sacks-Yards	0-0	4-33

RUSHING: UNLV- C. Reese 11-142, H. Bailey 5-25, Younge-Humphrey 7-8, C. Friel 5-29. ND- Diggs 28-130, Tyree 10-43, Pyne 3-30, Estime 3-17.

PASSING: UNLV- H. Bailey 9-28-0-73-0, C. Friel 8-25-0-80-0. ND- Pyne 14-28-1-205-2.

RECEIVING: UNLV- Ni. Williams 5-47, R. White 9-41, K. Williams 9-35, Younge-Humphrey 3-18, Zeon III 3-13. ND- Mayer 12-115, Lenzy 5-38, Thomas 2-40, Styles 4-12, Tyree 2-0.

INTERCEPTIONS: UNLV- N. Williams 1-0. ND- None.

FUMBLES: UNLV- R. White 1-1. ND- Morrison 1-0, Estime 1-1.

SACKS: UNLV- None. ND- Bertrand 0.5-6, Foskey 3-25, Bracy 1-1, Mills 0.5-2.

TACKLES: UNLV- F. Thompkins 9, Baldwin 9, Plant Jr 8, Ajiake 7, D. Johnson 6. ND- Bertrand 7, Liufua 5, Griffith 5, Lewis 5, Foskey 5.



2022 GAME SUMMARIES



GAME 9

Snapdragon Stadium • San Diego, CA
Nov. 5, 2022 • Att. 28,845



TURNOVERS SPOIL BIG DEFENSIVE DAY BY REBELS

SAN DIEGO (UNLVRebels.com) – UNLV (4-5/2-3) wasted an outstanding defensive effort in a 14-10 loss at San Diego State (5-4/3-2) on a cool early November evening before an announced crowd of 28,854 at newly opened Snapdragon Stadium.

The 14 points were the fewest allowed by UNLV on the road vs. a conference opponent since downing BYU 24-3 in Provo in 2002. The Rebels and Aztecs were locked in a defensive battle throughout, with neither team scoring in the first quarter. SDSU used a second-quarter 28-yard scoring throw to get on the board, marking the seventh time in nine games this

season that a Rebel opponent scored first. SDSU would take the second half kickoff and drive down field for another touchdown.

Doug Brumfield, who was back at quarterback after missing the last 11 quarters because of a concussion, found Nick Williams for a 70-yard touchdown to cut the lead in half but twice threw interceptions in the end zone after entering the red zone. Daniel Gutierrez stayed perfect on kicks this season with a 29-yard fourth-quarter field goal to bring UNLV to within four with over 10 minutes left but the Rebels could get no closer.

The tenacious UNLV defense posted six quarterback sacks as part of 11 tackles-for-loss and held SDSU to just 99 rushing yards. The Rebels actually outgained the Aztecs 325-315 in total yardage.

Running back Aidan Robbins, who missed seven straight quarters after being injured vs. Air Force, returned to the starting lineup and finished with 115 yards on 21 carries.

REBEL OF THE GAME:
Defensive lineman Jalen Dixon led the way with 4.5 tackles for loss, including two sacks, and forced a fumble.

STAT OF THE GAME:
UNLV lost two fumbles and threw two interceptions to lose the turnover battle, 4-1.

QUOTABLE:
"Obviously, I'm disappointed to come out and start so slow. Four turnovers is hard to overcome versus a good, quality opponent - that's what those guys are. They proved that on defense. To overcome turnovers in this situation is hard, two of those in our own territory, which are a loss of points and probably the swing of the game. We've got to put that behind us, we've got a short week coming up. We've got to regroup and shake some of the rust off some of these guys who are back."
UNLV Head Coach Marcus Arroyo

REBEL NOTES

-This game was held in one of four stadiums that UNLV will play in for the first time in 2022 (Cal, Notre Dame, SDSU and Hawai'i)

-After being outscored 96-40 in the first quarter the first eight games, UNLV pitched a shutout in the opening frame vs. the Aztecs

-It marked the first time UNLV did not allow any points in the first quarter since Game Four last season at Fresno State

-Adam Plant Jr. posted his team-leading fourth QB sack in the first quarter and then ended the first half with his fifth

-The teams combined for only three total first downs in the first quarter (two for UNLV)

-UNLV posted four sacks in the first half and six overall


-SDSU took a 22-10 lead in the overall series, including 13-4 at home

-The one-score loss was the eighth suffered by UNLV in the last two seasons



GAME 10

Allegiant Stadium • Las Vegas
Nov. 11, 2022 • Att. 23,146



GUTIERREZ'S BIG BOOTS NOT ENOUGH AGAINST BULLDOGS

LAS VEGAS (UNLVRebels.com) – Playing at home for the first time in a month, the UNLV (4-6/2-4) football team lost a halftime lead for the first time this season in a 37-30 heartbreaker to first-place Fresno State (6-4/5-1) before a Veterans Day Friday night crowd of 23,146 at Allegiant Stadium.

Trailing by seven with just over seven minutes remaining, UNLV was stopped on a fourth-and-one rushing attempt in Bulldog territory, which allowed Fresno State to tack on a field goal and rebuild a double-digit advantage.

The Rebels drove for another field goal but failed to corral an onside kick, which ended the game. It marked their second straight one-score loss, the third of the year and ninth in the last two seasons.

The Rebels, who piled up more total yards and first downs than the Bulldogs, scored on their opening drive for only the third time this season, using the first of three first-half field goals by Super Senior Daniel Gutierrez, who added another two in the second half.

FS	7	7	10	13	--	37
UNLV	10	6	3	11	--	30

FIRST QUARTER

UNLV - Gutierrez 42-yard field goal 11:29
FS - Moreno-Cropper 33-yard pass from Haener (Lynch kick) 8:29

UNLV - Brumfield 5-yard run (Gutierrez kick) 1:12

SECOND QUARTER

UNLV - Gutierrez 48-yard field goal 9:39
FS - Mims 5-yard run (Lynch kick) 6:16

UNLV - Gutierrez 27-yard field goal 0:17

THIRD QUARTER

FS - Lynch 26-yard field goal 9:49
FS - Pope 2-yard pass from Haener (Lynch kick) 3:15

UNLV - Gutierrez 38-yard field goal 0:48

FOURTH QUARTER

FS - Lynch 23-yard field goal 10:57
UNLV - Robbins 66-yard run (Ni. Williams pass) 9:28

FS - Moreno-Cropper 65-yard pass from Haener (Lynch kick) 8:47

FS - Lynch 29-yard field goal 2:56
UNLV - Gutierrez 33-yard field goal 0:13

	FS	UNLV
First Downs	19	21
Rushes-Yards	26-68	39-221
Passing Yards	313	172
Passes C-A-I	28-34-0	18-33-0
Total Offense (Plays-Yds)	60-381	72-393
Fumble Returns-Yards	0-0	1-0
Punt Returns-Yards	1-16	0-0
Kickoff Returns-Yards	5-86	0-0
Interception-Yards	0-0	0-0
Punts (Number-Avg)	0-0	1-41
Fumbles-Lost	1-1	0-0
Penalties-Yards	5-38	6-66
Possession Time	29:16	30:44
Sacks-Yards	1-8	1-7

RUSHING: UNLV- A. Robbins 26-146, D. Brumfield 10-60, C. Reese 3-15, FS- Mims 21-70, Sherrod 1-4, Boust 1-3.

PASSING: UNLV- D. Brumfield 18-33-0, FS- Haener 28-34-0.

RECEIVING: UNLV- K. Williams 7-43, J. Weimer 7-29, Ni. Williams 6-27, R. White 8-13, Zeon III 2-41, FS- Moreno-Cropper 9-164, Remigio 7-49, Brooks 7-22, Kelly 2-44, Pope 2-11.

INTERCEPTIONS: UNLV- None, FS- None.

FUMBLES: UNLV- None, FS- Remigio 1-1.

SACKS: UNLV- Plant Jr. 1-7, FS- Perales 1-8.

TACKLES: UNLV- Morgan 12, Ajiaka 9, Plant Jr. 9, J. Williams 5, D. Johnson 5, Beaudry 4, FS- Williams 9, Bailey 8, Perales 7, Bridges 6, Hudson Jr. 6.

UNLV, which led 16-14 at halftime, fell behind 27-19 but kicked a field goal and then scored on a 66-yard romp on another fourth-and-one play by running back Aidan Robbins, which was followed by the equalizing two-point conversion with under 10 minutes left. Fresno State responded with a 65-touchdown pass of its own before the critical fourth-down stop.

REBEL OF THE GAME:
Daniel Gutierrez became the first Rebel in history to make five field goals in a game (42, 48, 27, 38 and 33) and tied the school record for most kicking points with 16 (Evan Pantels vs. Howard in 2017). Gutierrez became UNLV's all-time leading kick scorer with 258 points, passing Nolan Kohorst, who had 247 from 2010-13.

STAT OF THE GAME:
The Bulldogs converted 3-of-3 fourth-down attempts and did not punt all evening. In fact, the only punt of the night came in the second half after UNLV was called for holding.

QUOTABLE:
"An awesome atmosphere to be back at home. Such a great place to play when our fans are there and excited, it makes all the difference in the world. Obviously Veterans Day is a special occasion too. Disappointed we couldn't finish it off, playing a really good team."
UNLV Head Coach Marcus Arroyo

REBEL NOTES

-In honor of Veterans Day, UNLV recognized the different branches of the US Armed Forces throughout the game and included the Rebel Vets president in the coin toss

-After losing four turnovers the previous week at San Diego State, UNLV did not lose the ball once vs. the Bulldogs and won the turnover battle 1-0

-UNLV scored first for only the third time this season

-The Rebels came in 3-0 when leading at halftime

-The teams combined to go 9-for-9 in the red zone (UNLV 4-for-4)

-Neither team punted until there was 8:05 left in the third quarter

-RB Aidan Robbins turned in his second straight 100-yard rushing game, finishing with 144 net yards on 26 carries

-Robbins' thrilling scoring run gave him a team-leading 10 total TDs this season (9 rush, 1 rec) and marked his first time finding the end zone since Game Five vs. UNM

-QB Doug Brumfield scored the first UNLV TD with a five-yard rush, which was his sixth of the season

-Adam Plant Jr. recorded his team-leading sixth QB sack of the season and later forced a fumble

2022 GAME SUMMARIES



UNLV
HAWAII



25
31

GAME 11

Clarence T.C. Ching Complex • Honolulu
Nov. 19, 2022 • Att. 9,346

FOOTBALL DROPS A RAINY NINTH ISLAND SHOWDOWN

HONOLULU (UNLVRebels.com) – The UNLV (4-7/2-5) football team lost 31-25 at Hawai'i (3-9/2-5) Saturday night at the Clarence T.C. Ching Complex.

The Rainbow Warriors also recaptured the beloved golden pineapple Ninth Island Showdown trophy sponsored by the California Hotel.

Playing through short and various levels of rain bursts on the Hawai'i campus, UNLV wasted a halftime lead for the second straight week after going into the locker room ahead 13-7.

UNLV	6	7	3	9	--	25
UH	7	0	14	10	--	31

FIRST QUARTER

UNLV - Gutierrez 27-yard field goal 10:43
UH - Mokiao-Atimalala 15-yard pass from Schager (Shipley kick) 7:42

UNLV - Gutierrez 48-yard field goal 0:59

SECOND QUARTER

UNLV - Weimer 1-yard pass from Brumfield (Gutierrez kick) 3:17

THIRD QUARTER

UH - Phillips 11-yard pass from Schager (Shipley kick) 10:40

UNLV - Gutierrez 42-yard field goal 1:35

UH - Bowns 55-yard pass from Schager (Shipley kick) 0:34

FOURTH QUARTER

UH - Shipley 30-yard field goal 12:17

UNLV - Shelton 3-yard fumble recovery 8:13

UND - Parson 34-yard run (Shipley kick) 2:51

UNLV - Gutierrez 53-yard field goal 1:08

	UNLV	UH
First Downs	21	19
Rushes-Yards	36-139	36-167
Passing Yards	288	202
Passes C-A-I	23-37-1	16-27-0
Total Offense (Plays-Yds)	73-427	63-369
Fumble Returns-Yards	2-8	1-0
Punt Returns-Yards	2-14	1-3
Kickoff Returns-Yards	2-48	2-33
Interception-Yards	0-0	1-11
Punts (Number-Avg)	4-26.5	5-43.4
Fumbles-Lost	0-0	3-2
Penalties-Yards	7-65	5-54
Possession Time	34:37	25:23
Sacks-Yards	1-27	3-17

RUSHING: UNLV- A. Robbins 17-72, Brumfield 18-55, K. Williams 1-12, UH- Parson 19-115, Hines 9-63, Bryant-Lelei 3-0.

PASSING: UNLV- Brumfield 23-37-1-288-1, UH- Schager 16-27-0-202-3.

RECEIVING: UNLV- K. Williams 8-111, Weimer 12-54, White 5-63, Robbins 5-17, McKie 3-21, UH- Waithall 8-50, 4-35, 5-60, 4-37, 2-5.

INTERCEPTIONS: UNLV- None. UH- Taylor 1-11.

FUMBLES: UNLV- None. UH- Schager 1-1, Hines 1-1.

SACKS: UNLV- Plant Jr. 1-27, UH- Pavihi 1-5, Kahahawai-Welch 1-6, Choi 0-5-3, Tuutupou 0-5-3.

TACKLES: UNLV- Ajiake 15, Plant Jr. 6, Morgan 4, Shelton 3, N. Williams 3, Mendiola-Jensen 3, UH- Taylor 11, Pei 9, Pavihi 8, Manuma 6, Edwards 5, Kahahawai-Welch 4.

After suffering multiple injuries in the defensive secondary, UNLV saw Hawai'i throw two second-half touchdowns to spark its rally. Rebel Elijah Shelton would score on a fumble return and then force another takeaway to give the visitors a chance to win late but a 34-yard rushing score all but sealed it for the hosts with under three minutes remaining.

REBEL OF THE GAME:

PK Daniel Gutierrez continues to show he is deserving of All-America status as the Super Senior hit four of five field goal attempts to keep his team in the game. On the night, he not only became his school's all-time leading points scorer but he also broke his own previous school record set last year by making his 17th consecutive field goal -- before finally hitting the post on a rainy attempt late in the game to end the streak.

STAT OF THE GAME:

UNLV finished with more first downs and total yards gained than UH but had to settle for field goals on four different successful drives.

QUOTABLE:

"Frustrated is an understatement. They played better than we did and that's a much better room right now, we have to do a much better job. We just got out-competed and that was uncharacteristic. I was tough on the guys all week, I warned them that this type of game gets set up this way. That's got to fall on my shoulders first, got to fall on the ears that hear it and look at what we can do different."
UNLV Head Coach Marcus Arroyo

REBEL NOTES

-The annual meeting of these teams have been decided by one score in six of the last 10

-The home team won this matchup for the 12th time in the last 14 outings

-UNLV lost a one-score game for the third straight week and for the 10th time in the last 23 games dating back to last season

-Super Senior LB Austin Ajiake, who came in leading the MW in total tackles, added 15 more to his season total, including two TFL, along with a fumble recovery

-Elijah Shelton's scoop and score, which came off Adam Plant's QB sack, was the first fumble returned for a TD by a Rebel since 2016

-Receiver Kyle Williams was the standout on offense, posting his first 100-yard game for the season with 111 on eight catches

-With a crowd of just over 9,000, this marked the smallest capacity stadium for a UNLV football game since 1973 when the Rebels faced UNR at then-6,500-seat Mackay Stadium

-UNLV has three players from the islands on its team: starting center Leif Fautanu, reserve QB Cameron Friel and DB Kilinahe Mendiola-Jensen



UNR
UNLV



22
27

GAME 12

Allegiant Stadium • Las Vegas
Nov. 26, 2022 • Att. 24,873

REBELS CAPTURE THE CANNON!

LAS VEGAS (UNLVRebels.com) – The UNLV (5-7/3-5) football team used a last-minute defensive stand to hold off UNR (2-10/0-8) 27-22 and win a thrilling Battle for the Fremont Cannon before a crowd of 24,873 fans at Allegiant Stadium Saturday afternoon.

After honoring 17 seniors before the game, the Rebels snapped a six-game losing skid buoyed by a career-day from safety Johnathan Baldwin. The sophomore from Houston broke up a fourth-and-goal pass into the end zone to end the late Wolf Pack threat after earlier scoring a defensive touchdown

and grabbing his first interception of the season.

That performance helped UNLV rally from falling behind 13-0. Baldwin picked up a Nate Cox fumble and ran it back 55 yards to spark the home team on the final play of the first quarter. The Rebels followed that up by taking their first lead with a 49-yard touchdown pass from Harrison Bailey to Kyle Williams.

Bailey, who was pushed into the game early because of an injury from starter Doug Brumfield, threw his second score of the day from 30 yards out to Nick Williams in the fourth quarter. Trailing by 11 points, UNR was not done, however, scoring a TD and then getting the ball back and eventually taking three shots into the end zone -- all of which fell incomplete.

REBEL OF THE GAME:

Johnathan Baldwin's dominating stats line: 8 TT, 2 PBU, 1 INT, 1 FR, 1 TD

STAT OF THE GAME:

After going nearly six seasons without a fumble return for a touchdown, UNLV posted a scoop-and-score for the second straight game (also having one at Hawai'i last week).

QUOTABLE:

"Awesome way to finish, especially for the seniors. We went into the week, all in, and were 1000% focused on the seniors, that cannon and finishing strong. When you get into a game like this, with the season we've had and a time like this, those are tough games, we knew it. All those numbers are out the window, you gotta go in and battle. Harrison came in and stepped up big time. A lot of guys came in, stepped up big time and they believed. That's a big deal. Overcoming adversity and pushing through is all we've tried to really set forth with the group. I'm proud of the progress and I'm eager to reflect as soon as we can to see if there is anything I can do to elevate the process we put in place, starting with myself and everything we do ... I couldn't be more excited for that locker room."
UNLV Head Coach Marcus Arroyo

UNR	13	0	3	6	--	22
UNLV	7	10	0	10	--	27

FIRST QUARTER

UNR - Talton 25-yard field goal 11:04

UNR - Talton 26-yard field goal 6:59

UNR - Casteel 75-yard pass from Cox (Talton kick) 5:45

UNLV - Baldwin 55-yard fumble recovery (Gutierrez kick) 0:00

SECOND QUARTER

UNLV - K. Williams 49-yard pass from Bailey (Gutierrez kick) 11:32

UNLV - Gutierrez 33-yard field goal 1:20

THIRD QUARTER

UNR - Talton 40-yard field goal 10:36

FOURTH QUARTER

UNLV - Gutierrez 43-yard field goal 13:30

UNLV - Ni, Williams 30-yard pass from Bailey (Gutierrez kick) 6:45

UNR - Tava 1-yard run 2:28

	UNR	UNLV
First Downs	22	11
Rushes-Yards	41-182	28-69
Passing Yards	278	209
Passes C-A-I	27-45-2	16-29-1
Total Offense (Plays-Yds)	86-460	57-278
Fumble Returns-Yards	0-0	1-55
Punt Returns-Yards	4-46	3-15
Kickoff Returns-Yards	3-28	1-17
Interception-Yards	1-19	2-20
Punts (Number-Avg)	6-42.3	8-41.1
Fumbles-Lost	1-1	0-0
Penalties-Yards	5-50	5-45
Possession Time	34:26	25:27
Sacks-Yards	5-18	3-5

RUSHING: UNLV- A. Robbins 28-87, D. Brumfield 2-4, H. Bailey 4-17. UNR- Tava 29-144, Cox 11-30, Bell 1-8.

PASSING: UNLV- H. Bailey 16-27-1, D. Brumfield 0-2-0. UNR- Cox 27-44-2, Tava 0-1-0.

RECEIVING: UNLV- Ni, Williams 7-84, K. Williams 8-76, A. Robbins 4-27, J. Weimer 4-15, S. McKie 2-11, R. White 3-4, UNR- Campbell 10-63, Tava 8-18, Casteel 7-90, Curtis 5-62, Bell 9-25, Frank 5-20.

INTERCEPTIONS: UNLV- J. Baldwin 1-15, B.J. Harris 1-5. UNR- Watts 1-19.

FUMBLES: UNLV- None. UNR- Cox 1-1.

SACKS: UNLV- F. Thompkins 1-2, B.J. Harris 1-1, Plant Jr. 1-2. UNR- Mateialona 1-8, Winston 1-4, Peterson 1-5, Washington 1-0, Williams 1-1.

TACKLES: UNLV- Ajiake 12, J. Williams 9, Beaudry 9, Baldwin 8, Thompkins 7, UNR- Mateialona 9, Sanders 7, Mack 6, Winston 5, Dedman 4.

REBEL NOTES

-UNLV downed its in-state rival for the third time in the last five meetings but the Wolf Pack still lead the series 28-20

-The Rebels improved to 14-10 vs. UNR in Las Vegas

-UNLV won a one-score game for the first time since the season finale in 2019 at UNR (33-30 in overtime) -- snapping a 10-game streak

-Junior running back Aidan Robbins finished with 87 yards to become the 10th different Rebel to net 1,000 yards on the ground in a season

-After collecting a dozen total tackles vs. UNR, Super Senior LB Austin Ajiake finished tied for fourth in school history with 132 on the year

-Super Senior Daniel Gutierrez nailed both of his field goal attempts to make him an eye-popping 18-of-19 on the season

-Gutierrez also broke a tie with Hall of Famer Nick Garritano as UNLV's career leader with 55 three-pointers

-Gutierrez became the first player to play in 55 games for UNLV football

-The two picks gave UNLV 15 interceptions on the year, which is the most since grabbing 17 in 2012

-UNLV's three sacks gave the team 28 on the season, which is the most since 2003 when the Rebels recorded 29 QB takeaways



THE LAST TIME...

A KICKOFF WAS RETURNED FOR A TOUCHDOWN

UNLV: 98 yards by Deante Purvis vs. Colorado State, Oct. 29, 2011
OPP: 99 yards by Kaylon Horton vs. North Texas, Sept. 17, 2022

A PUNT WAS RETURNED FOR A TOUCHDOWN

UNLV: 52 yards by Troy Mason vs. San Diego State, Oct. 13, 2001
OPP: 59 yards by DJ May vs. Wyoming, Nov. 12, 2016

A BLOCKED PUNT WAS RETURNED FOR A TOUCHDOWN

UNLV: Charles Williams at Central Michigan, Sept. 17, 2016
OPP: Caden McDonald vs. San Diego State, Oct. 26, 2019

A BLOCKED FIELD GOAL WAS RETURNED FOR A TOUCHDOWN

UNLV: 53 yards by Sidney Hodge vs. Wyoming, Nov. 17, 2012
OPP: 51 yards by Martez Shabazz at Minnesota, Aug. 28, 2013

AN INTERCEPTION WAS RETURNED FOR A TOUCHDOWN

UNLV: 21 yards by Cameron Oliver vs. New Mexico, Sept. 30, 2022
OPP: 17 yards by Andrew Aleki of SDSU, Oct. 19, 2021

A FUMBLE WAS RETURNED FOR A TOUCHDOWN

UNLV: 55 yards by Johnathan Baldwin vs. UNR, Nov. 26, 2022
OPP: 18 yards by Justin Rice at Fresno State, Oct. 18, 2019

A CONVERSION ATTEMPT WAS RETURNED FOR TWO POINTS

UNLV: Never
OPP: Brand Ratcliff of New Mexico, Oct. 12, 2002

A SAFETY WAS RECORDED

UNLV: Team safety after a blocked punt, out of bounds by Spencer Briggs. vs. North Texas, Sept. 17, 2022
OPP: Blocked punt by Ike Larsen at Utah State, Sept. 24, 2022

A SHUTOUT WAS RECORDED ON THE ROAD

UNLV: 13-0 vs. Cal State Fullerton, Nov. 12, 1983
OPP: 37-0 at Nevada, Reno, Oct. 8, 2011

A SHUTOUT WAS RECORDED AT HOME

UNLV: 27-0 vs. Utah, Sept. 22, 2007
OPP: 7-0 by San Diego State, Nov. 8, 2003

A TEAM DID NOT COMMIT A TURNOVER

UNLV: vs. Fresno State, Nov. 11, 2022
OPP: Air Force, Oct. 15, 2022

A TEAM DID NOT PUNT

UNLV: vs. Tennessee Tech, Sept. 7, 1985
OPP: Fresno State, Nov. 11, 2022

A TEAM DID NOT HAVE A PENALTY

UNLV: vs. Air Force, Oct. 15, 2022
OPP: at TCU, Dec. 3, 2011



Jon Denton's 503 yards vs. SDSU were an NCAA freshman record.

A TIE GAME WAS PLAYED

UNLV: 16-16 vs. San Jose State, Nov. 23, 1985

A TEAM BLOCKED A PUNT

UNLV: Spencer Briggs vs. North Texas, Sept. 17, 2022
OPP: Isaiah Foskey at Notre Dame, Oct. 22, 2022

A TEAM BLOCKED A FIELD GOAL

UNLV: Tre Caine vs. SDSU, Nov. 19, 2021
OPP: J. Tuitupou of Hawaii, Nov. 13, 2021

AN INDIVIDUAL KICKED FOUR OR MORE FIELD GOALS

UNLV: 5 by Daniel Gutierrez at Hawaii, Nov. 19, 2022
OPP: 4 by Brandon Talton at UNR, Nov. 30, 2019

A 50-YARD FIELD GOAL WAS MADE

UNLV: 50 yards by Daniel Gutierrez vs. UNM, Sept. 30, 2022
OPP: 52 yards by Brandon Talton at UNR, Oct. 29, 2021

AN INDIVIDUAL SCORED FOUR OR MORE TOUCHDOWNS

UNLV: 5 by Armani Rogers vs. UNR, Nov. 24, 2018
OPP: 4 Brad Roberts of Air Force, Oct. 15, 2022

A TEAM HAD 600 OR MORE YARDS TOTAL OFFENSE

UNLV: 653 vs. Wyoming, Nov. 12, 2016
OPP: 664 by Ohio State, Sept. 23, 2017

A TEAM SCORED AT LEAST 50 POINTS

UNLV: 58 vs. North Texas, Sept. 17, 2022
OPP: 51 by UNR, Oct. 29, 2021

A TEAM SCORED AT LEAST 60 POINTS

UNLV: 69 vs. Wyoming, Nov. 12, 2016
OPP: 66 by Wyoming, Nov. 12, 2016

A PASS WAS COMPLETED FOR AT LEAST 70-79 YARDS

UNLV: 70 by Doug Brumfield to Nick Williams at SDSU, Nov. 5, 2022
OPP: 75 by N. Cox to BJ Casteel vs. UNR, Nov. 26, 2022

A PASS WAS COMPLETED FOR AT LEAST 80 YARDS OR MORE

UNLV: 80 by Justin Rogers to Steve Jenkins vs. SDSU, Nov. 19, 2021
OPP: 80, by Jordan Love to Jalen Greene of uSU, Oct. 13, 2018

AN INDIVIDUAL PASSED FOR AT LEAST 400 YARDS

UNLV: 401 by Jon Denton vs. SJSU, Nov. 22, 1997
OPP: 417 by Carson Strong of UNR, Oct. 29, 2021

AN INDIVIDUAL PASSED FOR AT LEAST 500 YARDS

UNLV: 503 by Jon Denton vs. SDSU, Nov. 16, 1996
OPP: 546 by Cody Ledbetter of NMSU, Nov. 18, 1995

AN INDIVIDUAL PASSED FOR AT LEAST 200 YARDS AND RUSHED FOR AT LEAST 100 YARDS

UNLV: 211 yards passing, 106 yards rushing by Doug Brumfield vs. North Texas, Sept. 17, 2022
OPP: 217 yards passing, 173 yards rushing by Isaiah Sanders of Air Force, Oct. 19, 2018

AN INDIVIDUAL COMPLETED AT LEAST 30 PASSES

UNLV: 34 by Caleb Herring vs. Hawaii, Oct. 12, 2013
OPP: 37 by Carson Strong of UNR, Oct. 29, 2021

AN INDIVIDUAL THREW AT LEAST FIVE INTERCEPTIONS

UNLV: 6 by Bob Stockham vs. USL, Nov. 20, 1993
OPP: 5 by Logan Bonner of Utah State, Sept. 24, 2022

AN INDIVIDUAL INTERCEPTED AT LEAST THREE PASSES

UNLV: 3 by Ed Saignes vs. Idaho State, Oct. 13, 1984
OPP: 3 by Darius Cunnigan of Pacific, Oct. 3, 1992

AN INDIVIDUAL HAD AT LEAST 10 RECEPTIONS

UNLV: 12 by Steve Jenkins at UNR, Oct. 29, 2021
OPP: 12 by Tre Walker of San Jose State, Nov. 23, 2019



Devonte Boyd caught the longest pass in UNLV history - a 94-yard TD strike from Armani Rogers at Idaho in 2017.

A TEAM PASSED FOR LESS THAN 100 YARDS

UNLV: 94 vs. Iowa State, Sept. 18, 2021
OPP: 14 vs. Air Force, Oct. 15, 2022

A TEAM HAD TWO RECEIVERS WITH AT LEAST 100 YARDS

UNLV: 116 by Devonte Boyd and 105 by Aaron Criswell vs. Boise State, Oct. 31, 2015
OPP: 11 by Khalil Shakir and 105 by John Hightower vs. Boise State, Oct. 5, 2019

AN INDIVIDUAL RUSHED FOR AT LEAST 200 YARDS

UNLV: 227 by Aidan Robbins vs. North Texas, Sept. 17, 2022
OPP: 206 by Jeremy McNichols of Boise State, Nov. 18, 2016

A RUN WENT FOR AT LEAST 50-59 YARDS

UNLV: 55 by Lexington Thomas at Air Force., Oct. 14, 2017
OPP: 59 by Titus Swen at Wyoming, Sept. 28, 2019

A RUN WENT FOR AT LEAST 60-69 YARDS

UNLV: 65 by Charles Williams at Northwestern, Sept. 14, 2019
OPP: 67 by Tyrone Owens of New Mexico, Nov. 17, 2017

A RUN WENT FOR AT LEAST 70-79 YARDS

UNLV: 72 by Charles Williams at Air Force, Nov. 26, 2021
OPP: 72 by Brian Hill of Wyoming, Nov. 28, 2015

A RUN WENT FOR 80 YARDS OR MORE

UNLV: 80 by Charles Williams at UNR, Nov. 30, 2019
OPP: 83 by Tyler Ervin of San Jose State, Oct. 4, 2014

A TEAM RUSHED FOR AT LEAST 300 YARDS

UNLV: 365 vs North Texas, Sept. 17, 2022
OPP: 406 vs. Air Force, Oct. 15, 2022

A TEAM RUSHED FOR LESS THAN 50 YARDS

UNLV: 22, vs SDSU, Nov. 19, 2021
OPP: 21 by UNR, Oct. 29, 2021

A TEAM HAD TWO RUNNERS WITH AT LEAST 100 YARDS

UNLV: 227 by RB Aidan Robbins and 100 by QB Doug Brumfield vs North Texas, Sept. 17, 2022
OPP: 136 by RB Titus Swen, 101 by QB Sean Chambers of Wyoming, Sept. 28, 2019

UNLV FOOTBALL

OUR TOWN OUR TEAM



RECORD BOOK



TEAM RECORDS

ATTENDANCE

OVERALL

Season Attendance:	437,125	2004 (11 games)
	394,345	2010 (13)
	380,223	2003 (12)
	377,779	1996 (12)
	369,153	2002 (12)
	357,946	2000 (12)
Season Average:	39,739	2004 (11 games)
	31,685	2003 (12)
	31,482	1996 (12)
	30,763	2002 (12)
	30,334	2010 (13)
Single-Game:	108,683	at Michigan, 2015
	108,625	at Tennessee, 2004
	106,212	at Tennessee, 1996
	106,187	at Ohio State, 2017
	82,071	at Wisconsin, 2004

HOME

Season Home:	175,684	2007 (6 games)
	159,645	1979 (7-game record)
	122,513	2001 (5-game record)
Season Home Average:	29,281	2007 (6 games)
	27,582	2002 (6)
	25,805	2003 (6)
	24,799	1981 (6)
	24,503	2001 (5-game record)
Single-Game Home:	42,074	Wisconsin, 2002

AWAY

Season Away:	327,773	2004 (6 games)
	270,673	2010 (7-game record)
	259,036	1996 (6)
	254,455	2000 (7)
	207,069	2008 (5-game record)
Season Away Average:	54,629	2004 (6 games)
	41,414	2008 (5-game record)
	38,668	2010 (7-game record)
Single-Game Away:	108,683	at Michigan, 2015

MISCELLANEOUS

ALL-TIME RECORD

Overall:	261-363-4 (.419), 55 seasons
Division I (since 1978):	189-316-3 (.375), 45 seasons
College/Division II (pre-1978):	71-36-1 (.662), 10 seasons
Home:	178-154-3 (.536)
Road:	83-206-1 (.288)
Neutral:	1-3 (.250)
Allegiant Stadium (2020-SA):	5-10 (.333), 3 seasons
Sam Boyd Stadium (1971-2019):	157-139-3 (.530), 49 seasons
Butcher Memorial (1970-71):	6-2 (.750), 2 seasons
Cashman Field (1968-69):	10-3 (.769), 2 seasons
Mountain West:	51-130 (.281), 1999-SA
Western Athletic Conference:	3-21 (.125), 1996-98
Big West Conference (PCAA):	45-46-1 (.495), 1982-95
Postseason Record:	4-3
	Heart of Dallas Bowl (2014): 0-1
	Las Vegas Bowl (1994, 2000): 2-0
	California Bowl (1984): 1-0
	NCAA Division II Playoffs: 1-2
Season Openers:	25-30 (.455)
Home Openers:	33-22 (.600)
When Opening at Home:	20-10 (.666)
When Opening on Road:	5-20 (.200)
Conference Openers:	14-27 (.341)
Home:	10-10 (.500)
Away:	4-17 (.190)
Homecoming Games:	26-28 (.481)
Overtime Games:	6-11 (.353)



1968 REBELS — First team in school history

OVERALL RECORD

Best:	12-1 (.923), 1974
Worst:	0-11 (.000), 1998

WINS

Most:	12, 1974 (1 loss)
Fewest:	0, 2020 (6 losses), 1998 (11 losses)

LOSSES

Most:	11, (4 times), last time: 2014 (13 G)
Fewest:	1, 1979, 1974, 1968

HOME WINS

Most:	10, 1974
Fewest:	0, 2020, 1999, 1998

HOME LOSSES

Most:	6, 1972
Fewest:	0, 2000, 1979, 1977, 1974

ROAD WINS

Most:	5, 1984
Fewest:	0 (11 times), last time: 2020

ROAD LOSSES

Most:	7, 2014, 2011, 2010
Fewest:	0, 1968

CONFERENCE WINS

Most:	7, 1984
Fewest:	0, 2020, 1998

CONFERENCE LOSSES

Most:	8, 1998
Fewest:	0, 1984

CONFERENCE HOME WINS

Most:	3, 2000, 1989, 1987, 1985, 1984
Fewest:	0, 2020, 2004, 1999, 1998, 1993

CONFERENCE HOME LOSSES

Most:	4, 2004, 2003, 1999, 1998
Fewest:	0, 2000, 1994, 1987, 1984

CONFERENCE AWAY WINS

Most:	4, 1984
Fewest:	0 (13 times), last time: 2020

CONFERENCE AWAY LOSSES

Most:	5, 2006, 2005, 1998, 1997, 1996
Fewest:	0, 1984

MOST CONSECUTIVE

Wins:	12, 1974
	8, 1975-76, 1968
	7, 1984, 1979, 1978
Losses:	16, 1997-98
	14, 2020-21
	12, 1995-96
	10, 2006
Ties:	2, 1979
Home Wins:	17, 1973-75
	17, 1975-77
	11, 1978-79
Home Losses:	12, 1997-99
	7, 2020-21, 1995-96
	6, 2003-04
Conference Home Wins:	4, 1994-95
	4, 1985-86
	3 (6 times), last time: 2009-10
Conference Home Losses:	10, 1997-99
	7, 2003-04
	6, 2005-06
	5, (4 times), last time: 2020-21
Road Wins:	5, 1984 (includes bowl game)
	4, 1983-84
	4, 1968-69
Road Losses:	26, 1994-98
	23, 2009-13
	15, 2004-06
Conference Away Wins:	6, 1983-84
	4, 1993-94
Conference Away Losses:	20, 2004-09
	16, 1994-98
	14, 2009-12
Games Without Being Shut Out:	136, 10/15/11-SA
	65, 9/9/89-9/2/95
	63, 11/4/72-9/23/78
	60, 10/22/83-11/12/88

BIGGEST COMEBACK VICTORIES

Deficit Situation	Opponent	Date	Final
23 Trailed 23-0 in 2nd qtr.	UNR	Nov. 24, 2018	34-29
21 Trailed 21-0 in 2nd qtr.	Central Michigan	Sept. 14, 2013	31-21
21 Trailed 35-14 in 2nd qtr.	Nebraska-Omaha	Oct. 16, 1976	63-42
19 Trailed 28-9 in 3rd qtr.	Tennessee State	Nov. 9, 1979	36-28
17 Trailed 17-0 in 2nd qtr.	New Mexico	Sept. 30, 2022	31-20
17 Trailed 24-7 in 3rd qtr.	San Diego State	Nov. 28, 2009	28-24
17 Trailed 41-24 in 3rd qtr.	at BYU	Oct. 10, 1981	45-41
14 Trailed 14-0 in 1st qtr.	at New Mexico	Sept. 28, 2013	56-42
14 Trailed 24-10 in 3rd qtr.	at Wyoming	Nov. 29, 2003	35-24
14 Trailed 21-7 in 2nd qtr.	at San Diego State	Nov. 25, 2000	31-24
14 Trailed 14-0 in 2nd qtr.	North Texas State	Nov. 1, 1986	27-26
14 Trailed 14-0 in 1st qtr.	Utah	Oct. 20, 1979	43-41
14 Trailed 14-0 in 1st qtr.	Northern Colorado	Oct. 6, 1979	35-31
14 Trailed 21-7 in 2nd qtr.	UNR	Nov. 20, 1976	49-33

(ALL REGULAR-SEASON ONLY UNLESS NOTED)

TEAM RECORDS - OFFENSE



RUSHING

MOST RUSHING ATTEMPTS

Game: 68 vs. Wyoming, 1978
68 vs. Nevada, Reno, 1968
66 vs. Arkansas State, 1995
65 vs. New Mexico State, 1991
65 at Nevada, Reno, 1977

Season: 632, 1979
596, 1973
586, 1978
578, 1974
547, 2000

FEWEST RUSHING ATTEMPTS

Game: 16 at San Jose State, 1996
16 at Akron, 1976
17 vs. Idaho, 1994
17 vs. BYU, 1982
18 vs. San Diego State, 1981

Season: 224, 2020 (6-game season)
343, 1994
347, 2006
353, 1993
359, 1996

MOST RUSHING YARDS

Game: 523 at Santa Clara, 1973
517 vs. Idaho State, 2015
439 at Wyoming, 2001
439 vs. Hawaii, 1981
417 at New Mexico, 1980
414 vs. UTEP, 2018

Season: 3,334, 1974
3,180, 1973
3,007, 1979
2,898, 2016
2,882, 2017

FEWEST RUSHING YARDS

Game: (-21) vs. Idaho, 1994
(-10) at San Jose State, 1996
(-6) vs. Air Force, 1998
2 vs. BYU, 2005
2 at Air Force, 2005
5 at TCU, 2005
8 vs. Iowa State, 1999
8 at Akron, 1976

Season: 868, 2020 (6-game season)
930, 1996
979, 1971
1,059, 1994
1,072, 1982

HIGHEST AVERAGE RUSHING YARDS

Per Carry: 5.8, 1974
5.6, 2016
5.5, 2017
5.3, 1973
5.2, 2002

Per Game: 303.1, 1974
289.1, 1973
250.6, 1979
241.5, 2016
241.3, 1978

LOWEST AVERAGE RUSHING YARDS

Per Carry: 2.6, 1996
2.6, 1971
2.9, 1982
3.0, 2010, 1972

Per Game: 77.5, 1996
89.5, 2006
96.3, 1994
97.5, 1982
97.9, 1971

MOST RUSHING TOUCHDOWNS

Game: 7 vs. Southern Utah, 2019
7 vs. Prairie View A&M, 1974
6 vs. Idaho State, 2015
6 at Air Force, 2013
6 vs. Portland State, 1986
6 vs. New Mexico, 1981
6 at New Mexico, 1980

Season: 38, 1974
34, 1975
32, 1973
29, 2017
28, (3 times), last time: 2016

FEWEST RUSHING TOUCHDOWNS

Season: 6, 1999
7, 2020 (6-game season)
8, 1998
8, 1992

PASSING

MOST PASSING ATTEMPTS

Game: 79 vs. Idaho, 1994 (48 comp.)
61 at San Jose State, 1996 (33 comp.)
57 at BYU, 1981 (31 comp.)
56 vs. Hawaii, 2013 (34 comp.)
56 at San Diego State, 1997 (31 comp.)

Season: 530, 1996 (287 comp.)
498, 2014 (268 comp.)
492, 1981 (284 comp.)
483, 2013 (299 comp.)
476, 1994 (232 comp.)

FEWEST PASSING ATTEMPTS

Game: 11 vs. Cal State Fullerton, 1983 (9 comp.)
11 vs. Cal State Fullerton, 1980 (5 comp.)
11 at Nevada, Reno, 1969
12 at TCU, 2011 (4 comp.)
12 vs. Nevada, Reno, 1974 (2 comp.)
12 vs. Nevada, Reno, 1970

Season: 104, 1973 (41 comp.)
129, 1974 (53 comp.)
198, 1969 (85 comp.)
196, 2020 (115 comp.) (6-game season)
210, 1968 (114 comp.)

MOST PASSING COMPLETIONS

Game: 48 vs. Idaho, 1994 (79 att.)
36 at Minnesota, 2013 (51 att.)
34 vs. Hawaii, 2013 (56 att.)
33 vs. Washington State, 2012 (50 att.)
33 at San Jose State, 1996 (61 att.)
33 at Idaho, 1977 (55 att.)

Season: 299, 2013 (483 att.)
287, 1996 (530 att.)
284, 1981 (492 att.)
268, 2014 (498 att.)
250, 2012 (468 att.)

FEWEST PASSING COMPLETIONS

Game: 1 at Nevada, Reno, 2011 (14 att.)
2 at San Diego State, 2016 (13 att.)
2 vs. Nevada, Reno, 1974 (12 att.)
4 at Arkansas, 2001 (16 att.)
4 at Baylor, 1988 (22 att.)
4 vs. BYU at Yokohama, Japan, 1978 (15 att.)

Season: 41, 1973 (104 att.)
53, 1974 (129 att.)
85, 1969 (198 att.)
101, 2001 (233 att.)
108, 1991 (228 att.)
108, 1978 (256 att.)

MOST PASSING YARDS

Game: 635 vs. Idaho, 1994
561 at Idaho, 1977
503 vs. San Diego State, 1996
486 vs. Wyoming, 1996
479 at Texas-El Paso, 1981

Season: 4,230, 1981
3,685, 1996
3,357, 2014
3,140, 1997
3,105, 2013

FEWEST PASSING YARDS

Game: 8 at Nevada, Reno, 2011
9 at San Diego State, 2016
21 at BYU, 1998
23 at Arkansas State, 2018
39 at Baylor, 1988

Season: 677, 1973
937, 1974
1,115, 2020 (6-game season)
1,255, 1969
1,350, 1987



1974 REBELS — School-record 12 wins



TEAM RECORDS - OFFENSE

HIGHEST AVERAGE PASSING YARDS

Per Attempt: 9.1, 1975
Per Completion: 17.7, 1974
Per Game: 352.5, 1981

LOWEST AVERAGE PASSING YARDS

Per Attempt: 4.8, 1987
Per Completion: 9.1, 2011
Per Game: 85.2, 1974

HIGHEST COMPLETION PERCENTAGE

Game: .864 (19-22) vs. Utah State, 2008
.846 (11-13) vs. Jackson State, 2016
.842 (16-19) at North Texas, 1999
.833 (25-30) vs. Central Michigan, 2013
.833 (15-18) at Air Force, 2013
Season: .620 (207-334), 1984
.619 (299-483), 2013
.595 (248-417), 2009
.594 (189-318), 1983
.587 (115-196), 2020 (6-game season)

LOWEST COMPLETION PERCENTAGE

Game: .071 (1-14) at Nevada, Reno, 2011
.154 (2-13) at San Diego State, 2016
.167 (2-12) vs. Nevada, Reno, 1974
.182 (4-22) at Baylor, 1988
.238 (5-21) at Arkansas State, 2018
Season: .394 (41-104), 1973
.411 (53-129), 1974
.420 (119-283), 1987
.422 (108-256), 1978
.429 (85-198), 1969

MOST TOUCHDOWNS PASSING

Game: 6 vs. Texas-El Paso, 1980
5 vs. Idaho State, 2022
5 vs. San Diego State, 2013
5 vs. New Mexico, 2006
5 vs. San Jose State, 1997
5 vs. Idaho, 1994
5 vs. Cal Tech, 1968
Season: 31, 1980
27, 2013
26, 1996
25, 1979
24, 2018, 1984

FEWEST TOUCHDOWNS PASSING

Season: 6, 2020 (6-game season)
6, 1988
6, 1973
6, 1972
9, 1985
9, 1978

MOST PASSES HAD INTERCEPTED

Game: 6 vs. Louisiana-Lafayette, 1993
6 vs. Louisiana-Lafayette, 1987
5 (5 times), last time: vs. Hawaii, 1996
Season: 27, 1993
24, 1997
23, 1987
22, 2014, 1994, 1981

FEWEST PASSES HAD INTERCEPTED

Season: 4, 2020 (6-game season)
6, 2008
6, 1999
7, 2022
7, 1990

TOTAL OFFENSE

MOST TOTAL PLAYS

Season: 990, 2013
964, 2014
957, 1979
920, 2012
892, 2018

FEWEST TOTAL PLAYS

Season: 420, 2020 (6-game season)
626, 1968
659, 1971
675, 1999
695, 1998

MOST TOTAL OFFENSIVE YARDS

Game: 671 at Idaho, 1977
653 vs. Wyoming, 2016
651 vs. New Mexico, 1981
644 vs. Wyoming, 2002
632 vs. Texas-El Paso, 1980
Season: 5,895, 1981
5,665, 1979
5,348, 2013
5,125, 2017
5,036, 2014

FEWEST TOTAL OFFENSIVE YARDS

Game: 50 at Baylor, 1988
98 at BYU, 1998
106 vs. Iowa State, 1999
110 at Nevada, Reno, 2011
118 vs. BYU, 1999
118 at Nevada, Reno, 1991
Season: 1,983, 2020 (6-game season)
2,543, 1971
2,808, 1998
2,860, 1999
3,028, 1972

HIGHEST AVERAGE PER GAME

Season: 491.3, 1981
472.1, 1979
453.7, 1977
446.2, 1980
427.1, 2017

LOWEST AVERAGE PER GAME

Season: 254.3, 1971
255.3, 1998
260.0, 1999
273.7, 2011
274.2, 2010

FIRST DOWNS

MOST FIRST DOWNS

Game: 38 vs. Hawaii, 2013
35 vs. Texas-El Paso, 1980
34 vs. Idaho, 1994
34 at Hawaii, 1979
33 at Pacific, 1990
Season: 307, 2013
289, 1979
283, 1981
267, 2014
266, 1996

FEWEST FIRST DOWNS

Game: 2 at Baylor, 1988
4 vs. San Jose State, 1988
4 vs. Cal State Fullerton, 1986
5 at BYU, 1998
6 (3 times), last time: at TCU, 2011
Season: 113, 2020 (6-game season)
141, 1971
149, 1998
156, 1968
157, 1988

MOST RUSHING FIRST DOWNS

Game: 21 vs. UTEP, 2018
21 at Pacific, 1990
20 vs. Utah State, 2017
20 vs. Idaho State, 2015
20 at Air Force, 2013
Season: 156, 1979
147, 1974
140, 2016
140, 1984
135, 2018, 1980

FEWEST RUSHING FIRST DOWNS BY UNLV

Game: 0 vs. Idaho, 1994
0 at Baylor, 1988
1 (7 times), last time: vs. San Diego State, 2021
Season: 54, 2020 (6-game season), 1971
64, 2006
65, 1994
68, 1993
70, 2021

MOST PASSING FIRST DOWNS BY UNLV

Game: 31 vs. Idaho, 1994
23 vs. Wyoming, 1996
23 at Idaho, 1977
22 vs. Hawaii, 2013
21 vs. Long Beach State, 1981
21 at BYU, 1981
Season: 171, 1981
161, 1996
156, 2013
148, 2014
135, 1997

FEWEST PASSING FIRST DOWNS BY UNLV

Game: 0, at Nevada, Reno, 2011
1 at San Diego State, 2016
1 at TCU, 2009
1 at BYU, 1998
1 at Baylor, 1988
1 vs. Nevada, Reno, 1974
Season: 32, 1973
38, 1974
46, 1969
52, 1987
53, 2020 (6-game season)

MOST FIRST DOWNS BY PENALTY

Game: 7 at Nevada, Reno, 2009
7 at Wyoming, 1981
6 vs. Washington State, 2012
6 vs. Utah, 2005
6 at Utah State, 2005
6 vs. South Dakota, 1976
Season: 32, 1996
29, 2009
28, 2014
28, 2012
25, 2010, 1976



TEAM RECORDS - OFFENSE



SCORING

MOST POINTS SCORED

Quarter: 35 vs. Idaho State, 2022 (2nd)
35 vs. Idaho State, 2015 (1st)

(1st): 35 vs. Idaho State, 2015
(2nd): 35 vs. Idaho State, 2022
(3rd): 30 vs. Santa Clara, 1974
(4th): 33 vs. Cal Tech, 1968

Half: 28 (3 times), last time: vs. UNR, 2004
52 vs. Idaho State, 2015 (1st)
42 vs. Jackson State, 2016 (1st)
38 vs. UTEP, 2018 (1st)
38 at New Mexico, 1980 (2nd)
38 vs. Western Illinois, 1977 (1st)

Game: 80 vs. Idaho State, 2015
72 at New Mexico, 1980
69 vs. Wyoming, 2016
69 vs. Cal Tech, 1968
63 (4 times), last time: vs. Jackson State, 2016

Overtime: 17 vs. Wyoming, 2016 (3OTs)

Season: 444, 1974
389, 2013
384, 1980
379, 2016
370, 1979

FEWEST POINTS SCORED

Game: 0 at Nevada, Reno, 2011
0 at TCU, 2009
0 vs. San Diego State, 2003
0 vs. BYU, 1999
0 vs. Iowa State, 1999
0 vs. Utah State, 1995
0 vs. Rice, 1995
0 vs. Houston, 1989
0 vs. San Jose State, 1988
0 vs. Hawaii, 1983
0 vs. BYU, 1982
0 at New Mexico, 1978
0 at Weber State, 1972
0 vs. Missouri Southern, 1972
0 vs. Cal Lutheran, 1969

Season: 104, 2020 (6-game season)
149, 1972
156, 1998
160, 1999
176, 1988

MOST AVERAGE POINTS

Per Game: 34.9, 1980
34.2, 1974
31.6, 2016
31.3, 1970
30.8, 1979

FEWEST AVERAGE POINTS

Per Game: 13.5, 1972
14.2, 1998
14.5, 1999
16.0, 1988
17.3, 2020, 2011

MOST POINTS SCORED IN LOSING EFFORT

Regulation: 40 vs. Howard (43), 2017
40 vs. New Mexico State (52), 1993

Overtime Game: 48 vs. San Jose State (55), 1997

FEWEST PTS. SCORED IN WINNING EFFORT

Game: 10 at Cal State Fullerton (6), 1985
12 vs. Wyoming (10), 1978
13 vs. Northern Colorado (12), 2014
13 vs. San Diego State (10), 2005
13 at Cal State Fullerton (0), 1983

MOST TOUCHDOWNS

Game: 11 vs. Idaho State, 2015
10 vs. New Mexico, 1980
10 vs. Cal Tech, 1968
9 (4 times), last time: vs. Jackson State, 2016

Season: 55, 1974
52, 2013
52, 1980
51, 1979
50, 1976

FEWEST TOUCHDOWNS

Season: 13, 2020 (6-game season)
19, 1992
20, 1988
21, 1998
23, 1999, 1985

MOST FIELD GOALS MADE

Game: 5 (5 att.) vs. Fresno State, 2022
4 (9 times) last time: vs. EWU, 2021

Season: 22, 2017
21, 1994
20, 2003
18, 2022
17, 2015
17, 2007
17, 1984

FEWEST FIELD GOALS MADE

Season: 0, 1969

MOST TWO-POINT CONVERSIONS

Game: 3 vs. Cal Tech, 1968

Season: 4, 2006, 2000, 1993, 1970, 1968

FEWEST TWO-POINT CONVERSIONS

Season: 0, (18 times), last time: 2020

MOST SAFETIES

Game: 2 vs. Texas-El Paso, 1980

Season: 3, 1969

FEWEST SAFETIES

Season: 0, last time: 2021

PENALTIES

MOST PENALTIES BY UNLV

Game: 22 vs. Wyoming, 2004
19 vs. Utah State, 1985
18 vs. BYU (at Yokohama, Japan), 1978
17 vs. Utah State, 1983
17 vs. BYU, 1980

Season: 138, 1984
130, 1980
118, 1978
115, 1981
114, 1974

FEWEST PENALTIES BY UNLV

Game: 0 at San Diego State, 2016
0 vs. Western Illinois, 2013
1 (9 times), last time: at New Mexico, 2017

Season: 40, 2020 (6-game season)
45, 2013
54, 2021
56, 2017
57, 2015

MOST YARDS PENALIZED BY UNLV

Game: 185 at Colorado State, 1980
167 vs. Wyoming, 2004
160 vs. BYU, 1980
156 vs. Cal Tech, 1968
155 vs. BYU (at Yokohama, Japan), 1978

Season: 1,273, 1980
1,134, 1984
1,068, 1978
1,057, 1981
962, 1983

FEWEST YARDS PENALIZED BY UNLV

Game: 0 at San Diego State, 2016
0 vs. Western Illinois, 2013
5 (4 times) last time: at New Mexico, 2017

Season: 339, 2020 (6-game season)
406, 2013
455, 2021
497, 2017
516, 2008

MOST PENALTIES BY OPPONENT

Game: 20 vs. Cal State Fullerton, 1982
17 at Fresno State, 1985
16 at San Diego State, 1982
16 at Utah, 1980
15 (3 times), last time: at Nevada, Reno, 2009

Season: 114, 1982
109, 1981
105, 1994
104, 1983
101, 1996

FEWEST PENALTIES BY OPPONENT

Game: 0 at TCU, 2011
0 at Fresno State, 1981
1 (9 times), last time: vs. Nevada, Reno, 2016

Season: 33, 1968
40, 2020 (6-game season)
48, 1999
52, (3 times), last time: 2016

MOST YARDS PENALIZED BY OPPONENT

Game: 169 at Nevada, Reno, 2009
146 vs. Montana, 1976
144 vs. San Jose State, 1996
136 at Utah State, 2005
136 vs. Utah State, 1995
136 vs. Washington State, 1991

Season: 964, 1996
929, 1982
889, 1972
873, 1970
859, 2009

FEWEST YARDS PENALIZED BY OPPONENT

Game: 0 at TCU, 2011
0 at Fresno State, 1981
5 at Minnesota, 2013
5 vs. Air Force, 2002
5 vs. Hawaii, 1992
5 at Pacific, 1988

Season: 302, 1968
312, 2020 (6-game season)
435, 1998
437, 1999
457, 2016





TEAM RECORDS - DEFENSE

MOST TOTAL OFFENSIVE YARDS ALLOWED

Game: 794 at Nevada, Reno, 1993
733 at Nevada, Reno, 2009
721 vs. New Mexico State, 1997
707 vs. Idaho, 1994
705 vs. Boise State, 2015

Season: 6,675, 2014
6,516, 1996
5,879, 1995
5,856, 2010
5,788, 2012

FEWEST TOTAL OFFENSIVE YARDS ALLOWED

Game: 80 at San Francisco, 1968
114 at Arkansas, 2001
131 at Cal State Fullerton, 1983
140 vs. San Diego State, 2005
160 vs. San Diego State, 2001
161 at Long Beach State, 1986

Season: 1,741, 1968
2,733, 1973
2,893, 2020 (6-game season)
2,905, 1971
2,973, 1969

HIGHEST AVG TOTAL OFFENSIVE YARDS ALLOWED

Per Play: 7.4, 1996
7.3, 1995
7.2, 2020 (6-game season)
6.7, 2010
6.6, 2014, 2009

Per Game: 543.0, 1996
534.5, 1995
513.5, 2014
482.2, 2020 (6-game season)
458.7, 2017

LOWEST AVG TOTAL OFFENSIVE YARDS ALLOWED

Per Play: 3.0, 1968
3.9, 1973
4.0, 1974
4.2, 1978
4.5, 1986, 1972, 1970

Per Game: 193.4, 1968
248.5, 1978
290.5, 1971
297.3, 1969
304.0, 1978

MOST RUSHING YARDS ALLOWED

Game: 586 at Iowa State, 1995
559 at Nevada, Reno, 2009
551 at Central Michigan, 1994
511 At Air Force, 2021
497 at New Mexico, 2013

Season: 3,820, 2014
3,228, 1996
3,059, 1995
2,895, 2010
2,872, 2017

FEWEST RUSHING YARDS ALLOWED

Game: -9 at Azusa Pacific, 1968
-7 at Idaho State, 1970
6 vs. Hawaii, 2011
8 at Long Beach State, 1986
12 at San Diego State, 1980

Season: 711, 1968
1,279, 1969
1,447, 1973
1,528, 1974
1,530, 2020 (6-game season)

FEWEST AVERAGE RUSHING YARDS ALLOWED

Per Carry: 2.1, 1968
Per Game: 79.0, 1968

MOST PASSING YARDS ALLOWED

Game: 588 at Nevada, Reno, 1993
552 at Nevada, Reno, 1995
493 vs. Houston, 1989
477 vs. Hawaii, 2009
474 at Ohio State, 2017

Season: 3,288, 1996
3,211, 2018
3,157, 1993
3,096, 2012
3,074, 2019

FEWEST PASSING YARDS ALLOWED

Game: 0 at Air Force, 2021
0 at New Mexico, 2017
0 vs. Louisiana-Lafayette, 1985
5 vs. New Mexico, 2014
14 vs. Air Force, 2022
18 vs. Iowa State, 1999
19 vs. Louisiana-Monroe, 1973
20 vs. New Mexico, 2002

Season: 1,030, 1968
1,168, 1971
1,286, 1973
1,363, 2020 (6-game season)
1,454, 1978

FEWEST AVERAGE PASSING YARDS ALLOWED

Per Attempt: 4.4, 1968
Per Completion: 9.9, 1968
Per Game: 114.4, 1968

MOST INTERCEPTIONS MADE

Game: 6 vs. Santa Clara, 1974
5 at Utah State, 2022
5 vs. Idaho State, 1984
5 vs. Utah State, 1983
5 at San Jose State, 1981
5 vs. Pacific, 1992

Season: 23, 1974
21, 1978
21, 1970
20, 1975
19, 1980, 1971

FEWEST INTERCEPTIONS MADE

Season: 2, 2020 (6-game season)
5, 2016
5, 2009
5, 2005
6, 2004
6, 1996
6, 1989

MOST SACKS BY

Game: 13 vs. New Mexico State, 1985

Season: 54, 1980
52, 1979
44, 1984
40, 1985
39, 1994

MOST FIRST DOWNS ALLOWED

Game: 38 at Nevada, Reno, 1995
38 vs. New Mexico State, 1995
37 vs. Central Michigan, 1993
35 vs. Northern Illinois, 2014
35 at Louisiana Tech, 2012

Season: 325, 1996
313, 2014
296, 2012
296, 1995
291, 2010

FEWEST FIRST DOWNS ALLOWED

Game: 5 at Arkansas, 2001
6 at Cal State Fullerton, 1983
7 vs. Pacific, 1983
7 vs. Nevada, Reno, 1974
8 vs. New Mexico, 2000
8 vs. Montana State, 1992

Season: 113, 1968
136, 2020 (6-game season)
146, 1969
156, 1971
158, 1973

MOST RUSHING FIRST DOWNS ALLOWED

Game: 26 at Air Force, 2021
25 vs. Air Force, 2022
25 at Air Force, 2017
25 at Air Force, 1999
24 at Air Force, 2009
24 at Central Michigan, 1994

Season: 178, 2014
157, 1996
155, 1981
153, 2010
149, 1992

FEWEST RUSHING FIRST DOWNS ALLOWED

Game: 0 at Arkansas, 2001
0 at San Diego State, 1974
1 at Long Beach State, 1986
2 (5 times), last time: at UNR, 2021

Season: 53, 1968
60, 1969
74, 2020 (6-game season)
75, 1974

MOST PASSING FIRST DOWNS ALLOWED

Game: 31 at Nevada, Reno, 1995
22 at Fresno State, 2013
22 vs. Houston, 1989
21 (5 times), last time: at UNR, 2021

Season: 149, 1996
137, 2019
136, 1993
136, 2015
135, 2013
135, 1993

FEWEST PASSING FIRST DOWNS ALLOWED

Game: 0 at Air Force, 2021
0 vs. New Mexico, 2014
0 vs. Louisiana-Lafayette, 1985

Season: 47, 1971
51, 2020 (6-game season)
50, 1968
61, 1978
62, 1970, 1973

MOST FIRST DOWNS BY PENALTY ALLOWED

Game: 8 vs. Long Beach State, 1985
8 vs. Fresno State, 1984
7 vs. Wyoming, 2004
7 vs. Air Force, 1996
7 vs. Wichita State, 1984

Season: 36, 1984
30 (3 times), last time: 1986

INDIVIDUAL RUSHING



RUSHING ATTEMPTS

Game:	38, Charles Williams vs. Hawai'i, 2021 37, Ickey Woods vs. Long Beach State, 1987 37, Ickey Woods vs. Pacific, 1987 36, Tim Cornett at Air Force, 2013 36, Robert Gi at Louisiana Tech, 1993
Freshman:	28, James Wofford vs. San Jose State, 1997
Season:	274, Mike Thomas, 1973 264, Tim Cornett, 2013 259, Ickey Woods, 1987 254, Charles Williams, 2021 242, Tim Cornett, 2012
Freshman:	146, Armani Rogers (QB), 2017 144, Tim Cornett (RB), 2010
Career:	800, Charles Williams, 2016-21 769, Tim Cornett, 2010-13 631, Lexington Thomas, 2015-18 519, Dominique Dorsey, 2001-04 501, Kirk Jones, 1983-86

RUSHING YARDS (NET)

Game:	314, Mike Thomas at Santa Clara, 1973 266, Charles Williams vs. Hawai'i, 2021 266, Mike Thomas vs. Boise State, 1974 265, Ickey Woods vs. Pacific, 1987 245, Mike Thomas vs. Prairie View A&M, 1974 239, Raymond Strong vs. Weber State, 1977 236, Mike Thomas vs. Wisconsin-Milwaukee, 1973 227, Aidan Robbins vs. North Texas, 2022 226, Joe Haro at Wyoming, 2001 222, Larry Croom at Colorado State, 2002
Freshman:	221, Henry Melton vs. New Mexico Highlands, 1974
Season:	1,741, Mike Thomas, 1973 1,658, Ickey Woods, 1987 1,408, Mike Thomas, 1974 1,360, Lexington Thomas, 2015-18 1,284, Tim Cornett, 2013 1,261, Charles Williams, 2021 1,261, Dominique Dorsey, 2004 1,257, Charles Williams, 2019 1,232, Tim Cornett, 2012 1,107, Joe Haro, 2001 1,067, Lexington Thomas, 2018 1,011, Aidan Robbins, 2022 1,007, Kirk Jones, 1984 1,005, Jeremi Rudolph, 2000
Freshman:	780, Armani Rogers (QB), 2017 763, Charles Williams (RB), 2016
Career:	4,201, Charles Williams, 2016-21 3,733, Tim Cornett, 2010-13 3,551, Lexington Thomas, 2015-18 3,149, Mike Thomas, 1973-74 2,834, Dominique Dorsey, 2001-04 2,656, Kirk Jones, 1983-86 2,536, Michael Morton, 1978-81 2,013, Joe Haro, 1998-2002 1,932, Omar Love, 1992-1996 1,925, Ickey Woods, 1984-1987

RUSHING YARDS PER ATTEMPT

Game (min. 20 att.):	11.1, Larry Croom at Colorado State, 2002 10.5, Mike Thomas at Santa Clara, 1973 10.4, Raymond Strong vs. Weber State, 1977 10.3, Joe Haro at Wyoming, 2001 9.6, Darin Brightmon vs. Pacific, 1989 9.4, Mike Thomas vs. Wisconsin-Milwaukee, 1973
Season (min. 100 att.):	7.3, Raymond Strong, 1976 7.1, Leon Walker, 1978 7.0, Mike Thomas, 1974 6.5, Kirk Jones, 1984 6.4, Ickey Woods, 1987
Career (min. 150 att.):	6.6, Mike Thomas, 1973-74 6.5, Raymond Strong, 1976-77 6.4, Leon Walker, 1978-79 6.0, Lexington Thomas, 2015-18 6.0, Michael Morton, 1978-81



Ickey Woods



Kirk Jones

GAMES RUSHING FOR 100 YARDS OR MORE

Season:	9, Ickey Woods, 1987 9, Mike Thomas, 1973 8, Tim Cornett, 2012 8, Mike Thomas, 1974 6 (4 times), last time: Charles Williams, 2019 3, Lexington Thomas, 2015 3, Dionza Bradford, 2011 3, Omar Love, 1992
Freshman:	18, Lexington Thomas, 2015-18 17, Mike Thomas, 1973-74 15, Charles Williams, 2016-21 16, Tim Cornett, 2010-13 11, Dominique Dorsey, 2001-04 10, Kirk Jones, 1983-86

GAMES RUSHING FOR 200 YARDS OR MORE


Season:	3, Ickey Woods, 1987 3, Mike Thomas, 1973 3, Charles Williams, 2021 2, Mike Thomas, 1974 2, Charles Williams, 2016-21 2, Raymond Strong, 1976-77
Freshman:	1, Henry Melton, 1974
Career:	5, Mike Thomas, 1973-74 3, Ickey Woods, 1984-87 2, Charles Williams, 2016-21 2, Raymond Strong, 1976-77



Mike Thomas

RUSHING TOUCHDOWNS

Game:	4, Armani Rogers (QB) vs. PVAMU, 2018 4, Tim Cornett at Air Force, 2013 4, Mike Thomas vs. Prairie View A&M, 1974 4, Henry Melton vs. New Mexico Highlands, 1974 4, Mike Thomas vs. Wisconsin-Milwaukee, 1973 4, Henry Melton vs. New Mexico Highlands, 1974
Freshman:	20, Mike Thomas, 1973 17, Lexington Thomas, 2017 17, Mike Thomas, 1974 15, Charles Williams, 2021 15, Tim Cornett, 2013
Season:	8, Armani Rogers (QB), 2017 40, Lexington Thomas, 2015-18 37, Mike Thomas, 1973-74 35, Tim Cornett, 2010-13 34, Charles Williams, 2016-21 25, Mack Gilchrist, 1968-71 24, Jason Thomas, 2000-2002 20, Glenn Carano, 1973-76 20, Michael Morton, 1978-81 18, Armani Rogers, 2017-19 18, Darall Moore, 1975-77
Freshman:	
Career:	



Lexington Thomas



Dominique Dorsey

*Bowl Game • Active Players In **Bold**



Randall Cunningham



Jon Denton



Larry Gentry



Glenn Carano

PASS ATTEMPTS

Game: 61, Jon Denton at San Jose State, 1996
 57, Sam King at BYU, 1981
 56, Caleb Herring vs. Hawai'i, 2013
 56, Jon Denton at San Diego State, 1997
 55, Kenyon Oblad vs. Boise State, 2019
 54, Jarrod Jackson vs. Utah, 2005
 53, Jon Denton vs. San Diego State, 1996
 53, Bob Stockham vs. New Mexico State, 1993
 52, Jarrod Jackson vs. BYU, 2005
 52, Sam King at Fresno State, 1981
 61, Jon Denton at San Jose State, 1996

Freshman:
 Season:

506, Jon Denton, 1996
 433, Sam King, 1981
 426, Nick Sherry, 2012
 405, Caleb Herring, 2013
 401, Blake Decker, 2014
 381, Randall Cunningham, 1982
 374, Jon Denton, 1997
 373, Bob Stockham, 1993
 359, Rocky Hinds, 2006
 332, Randall Cunningham, 1984
 506, Jon Denton, 1996

Freshman:
 Career:

1,029, Randall Cunningham, 1982-84
 968, Omar Clayton, 2007-10
 880, Jon Denton, 1996-97
 708, Caleb Herring, 2010-13
 669, Jason Thomas, 2000-2002
 644, Derek Stott, 1989-91
 636, Glenn Carano, 1973-76
 625, Sam King, 1979-81
 610, Blake Decker, 2014-15
 560, Kurt Nantkes, 2001-04

PASS COMPLETIONS

Game: 35, Nick Sherry at Minnesota, 2013
 33, Nick Sherry vs. Washington State, 2012
 34, Caleb Herring vs. Hawai'i, 2013
 33, Jon Denton at San Jose State, 1996
 32, Jon Denton vs. Wyoming, 1996
 31, Jarrod Jackson vs. BYU, 2005
 31, Jon Denton at San Diego State, 1997
 31, Sam King at BYU, 1981
 30, (3 times), last time: Jason Davis vs. Idaho, 1994
 33, Nick Sherry vs. Washington State, 2012
 33, Jon Denton at San Jose State, 1996

Freshman:
 Season:

277, Jon Denton, 1996
 256, Caleb Herring, 2013
 255, Sam King, 1981
 231, Blake Decker, 2014
 226, Nick Sherry, 2012
 207, Randall Cunningham, 1984
 200, Randall Cunningham, 1982
 199, Jon Denton, 1997
 196, Omar Clayton, 2009
 194, Rocky Hinds, 2006
 277, Jon Denton, 1996

Freshman:
 Career:

596, Randall Cunningham, 1982-84
 564, Omar Clayton, 2007-10
 476, Jon Denton, 1996-97
 421, Caleb Herring, 2010-13
 360, Sam King, 1979-81
 351, Blake Decker, 2014-15
 337, Glenn Carano, 1973-76
 335, Derek Stott, 1989-91
 293, Steve Stallworth, 1983-86
 282, Kurt Nantkes, 2001-04

COMPLETION PERCENTAGE

Game (15-20 att.): .842 (16-19), Jason Vaughan at UNT, 1999
 Game (min. 20 att.): .857 (24-28), Caleb Herring vs. Central Michigan, 2013
 Freshman: .719 (23-32), Nick Sherry vs. Air Force, 2012

Season: (min. 80 att.): **.646 (164-254), Doug Brumfield, 2022**
 .632 (256-405), Caleb Herring, 2013
 .625 (55-88), Johnny Stanton, 2017
.624 (141-226), Cameron Friel, 2021
 .624 (207-332), Randall Cunningham, 1984
 .624 (141-226), Cameron Friel, 2021
 Freshman: .632 (174-275), Cameron Friel, 2021-SA
 Career: (min. 200 att.) **.605 (190-314), Doug Brumfield, 2020-SA**
 .595 (421-708), Caleb Herring, 2010-13
 .583 (564-968), Omar Clayton, 2007-10
 .579 (596-1,029), Randall Cunningham, 1982-84
 .576 (360-625), Sam King, 1979-81

PASSES HAD INTERCEPTED

Game: 6, Bob Stockham vs. Louisiana-Lafayette, 1993
 6, Richard Williams at Louisiana-Lafayette, 1987
 5, Derek Stott vs. Utah State, 1991
 5, Larry Gentry at Utah, 1980
 4 (4 times), last time: Bob Stockham at Utah State, 1992
 Freshman: **3, Cameron Friel at UNR, 2021**
 3, Nick Sherry vs. Minnesota & at Hawai'i, 2012
 3, Omar Clayton vs. Colorado State, 2007
 3, Jon Denton vs. Wisconsin & at San Jose State, 1996
 Season: 26, Bob Stockham, 1993
 19, Sam King, 1981
 18, Blake Decker, 2014
 17, Nick Sherry, 2012
 17, Jon Denton, 1997
 17, Jared Brown, 1995
 Freshman: 17, Nick Sherry, 2012
 Career: 38, Glenn Carano, 1973-76
 37, Bob Stockham, 1992-93
 33, Jon Denton, 1996-97
 30, Omar Clayton, 2007-10
 30, Randall Cunningham, 1982-84

LOWEST INTERCEPTION PERCENTAGE

Season (min. 100 att.): .0123 (5 in 405 att.), Caleb Herring, 2013
 .0155 (4 in 258 att.), Omar Clayton, 2008
 .0160 (2 in 125 att.), Mike Clausen, 2008
.0196 (5 in 254 att.), Doug Brumfield, 2022
 .0219 (3 in 137 att.), Chad Reed, 1998
 Freshman: .0160 (2 in 125 att.), Mike Clausen, 2008
 Career: (min. 300 att.) **.0191 (6 in 314 att.), Doug Brumfield, 2020-SA**
 .0198 (14 in 708 att.), Caleb Herring, 2010-13
 .0291 (30 in 1,029 att.), Randall Cunningham, 1982-84
 .0310 (30 in 968 att.), Omar Clayton, 2007-10
 .0312 (12 in 385 att.), Armani Rogers, 2017-19

PASSING YARDS

Game: 503, Jon Denton vs. San Diego State, 1996
 486, Jon Denton vs. Wyoming, 1996
 476, Sam King at Texas-El Paso, 1981
 473, Sam King at BYU, 1981
 473, Greg Van Ness at Idaho, 1977
 439, Sam King at Hawaii, 1981
 432, Jon Denton at San Jose State, 1996
 425, Bob Stockham vs. Utah State, 1993
 418, Bob Stockham vs. New Mexico State 1993
413, Randall Cunningham at Pacific, 1982
 413, Randall Cunningham vs. Cal State Fullerton, 1982
 Freshman: 503, Jon Denton vs. San Diego State, 1996
 Season: 3,778, Sam King, 1981
 3,591, Jon Denton, 1996
 2,886, Blake Decker, 2014
 2,847, Randall Cunningham, 1982
 2,718, Caleb Herring, 2013
 2,628, Randall Cunningham, 1984
 2,586, Jon Denton, 1997
 2,545, Randall Cunningham, 1983
 2,544, Nick Sherry, 2012
 2,490, Bob Stockham, 1993

INDIVIDUAL PASSING



Career: 8,020, Randall Cunningham, 1982-84
 6,560, Omar Clayton, 2007-10
 6,177, Jon Denton, 1996-97
 5,393, Sam King, 1979-81
 5,095, Glenn Carano, 1973-76
 4,997, Jason Thomas, 2000-02
 4,725, Derek Stott, 1988-91
 4,599, Blake Decker, 2014-15
 4,325, Caleb Herring, 2010-13
 3,789, Steve Stallworth, 1983-86

PASSING YARDS PER GAME

Season: 314.8, Sam King, 1981
 Career: 243.0, Randall Cunningham, 1982-84

PASSING YARDS PER ATTEMPT

Game (15+ att.): 16.06, Carlton Kelley vs. Western Illinois, 1977
 Game (25+ att.): 14.42, Sam King at Texas-El Paso, 1981
 Season: 9.7, Jim Starkes, 1970
 Career: 8.6, Sam King, 1979-81

PASSING YARDS PER COMPLETION

Game (10+ comp.): 24.8, Carlton Kelley vs. Western Illinois, 1977
 Game (15+ comp.): 21.6, Glenn Carano vs. Nevada, Reno, 1976
 Game (20+ comp.): 20.7, Sam King at Texas-El Paso, 1981
 Season: 16.11, Jason Thomas, 2000
 Career: 15.53, Larry Gentry, 1977-80

GAMES PASSING FOR 200 YARDS OR MORE

Season: 11, Sam King, 1981
 10, Randall Cunningham, 1982
 9, Jon Denton, 1996
 8, Jon Denton, 1997
7 (6 times), last time: Doug Brumfield, 2022
 Freshman: 9, Jon Denton, 1996
 Career: 24, Randall Cunningham, 1982-84
 17, Jon Denton, 1996-97
 16, Omar Clayton, 2007-10
 13, Sam King, 1979-81
 11, Blake Decker, 2014-15

GAMES PASSING FOR 300 YARDS OR MORE

Season: 6, Sam King, 1981
 5, Jon Denton, 1996
 4, Jon Denton, 1997
 3, Randall Cunningham, 1983 & 1984
 3, Blake Decker, 2014
 Freshman: 5, Jon Denton, 1996
 Career: 9, Jon Denton, 1996-97
 7, Randall Cunningham, 1982-84
 7, Sam King, 1979-81
 5, Blake Decker, 2014-15
 4, Omar Clayton, 2007-10
 4, Glenn Carano, 1973-76

TOUCHDOWN PASSES

Game: 5, Caleb Herring vs. San Diego State, 2013
 5, Shane Steichen vs. New Mexico, 2006
 5, Jon Denton vs. San Jose State, 1997
 5, Larry Gentry vs. Texas-El Paso, 1980
4 (17 times), last time: Doug Brumfield, 2022
 Freshman: 4, Nick Sherry at LA Tech, 2012
 4, Jon Denton vs. SDSU & at SJSU, 1996
 Season: 25, Jon Denton, 1996
 24, Caleb Herring, 2013
 24, Randall Cunningham, 1984
 22, Larry Gentry, 1980
 18, (5 times), last time: Kenyon Oblad, 2019
 Freshman: 25, Jon Denton, 1996
 Career: 59, Randall Cunningham, 1982-84
 48, Omar Clayton, 2007-10
 43, Jon Denton, 1996-97
 37, Glenn Carano, 1973-76
 36, Larry Gentry, 1977-80

TOTAL OFFENSE

TOTAL OFFENSIVE ATTEMPTS

Game: 75, Caleb Herring vs. Hawaii, 2013
 67, Jarrod Jackson vs. Utah, 2005
 67, Jon Denton at San Jose State, 1996
 65, Mike Clausen at Nevada, Reno, 2009
 65, Jon Denton at San Diego State, 1997
 67, Jon Denton at San Jose State, 1996
 Freshman: 594, Jon Denton, 1996
 Season: 548, Blake Decker, 2014
 532, Caleb Herring, 2013
 507, Sam King, 1981
 472, Randall Cunningham, 1983
 Freshman: 594, Jon Denton, 1996
 Career: 1,340, Randall Cunningham, 1982-84
 1,253, Omar Clayton, 2007-10
 1,038, Jason Thomas, 2000-02
 1,032, Jon Denton, 1996-97
 951, Caleb Herring, 2010-13

TOTAL OFFENSIVE YARDS

Game: 513, Jon Denton vs. San Diego State, 1996
 491, Jon Denton vs. Wyoming, 1996
 468, Sam King at BYU, 1981
 466, R. Cunningham vs. Cal State Fullerton, 1982
 457, Sam King at Texas-El Paso, 1981
 Freshman: 513, Jon Denton vs. San Diego State, 1996
 Season: 3,629, Jon Denton, 1996
 3,562, Sam King, 1981
 3,252, Blake Decker, 2014
 3,064, Caleb Herring, 2013
 2,908, Randall Cunningham, 1982
 Freshman: 3,629, Jon Denton, 1996
 Career: 8,224, Randall Cunningham, 1982-84
 7,334, Omar Clayton, 2007-10
 6,525, Jason Thomas, 2000-2002
 6,220, Jon Denton, 1996-97
 5,234, Glenn Carano, 1973-76

TOTAL OFFENSIVE YARDS PER ATTEMPT

Season: (min. 100 att.): 8.1, Jim Starkes, 1970
 Career: (min. 2 yrs.): 6.7, Sam King, 1979-1981
 6.3, Johnny Stanton, 2016-17
 6.3, Blake Decker, 2014-15
 6.3, Jason Thomas, 2000-02

*Bowl Game • Active Players in **Bold**



Jason Thomas



Caleb Herring



UNLV played at both old Cashman Field (inset) from 1968-69 and Butcher Memorial Field (1970 & part of '71) until Sam Boyd Stadium opened in 1971.



Earvin Johnson



Phillip Payne



Casey Flair



Michael Morton

PASS RECEPTIONS

Game: 23, Randy Gatewood vs. Idaho, 1994
 13, Phillip Payne vs. Southern Utah, 2011
 12, Steve Jenkins vs. San Diego State, 2021
 12, Earvin Johnson at Colorado State, 2002
 12, Jeff Spek at Fresno State, 1981
 11, Devonte Boyd vs. New Mexico, 2014
 11, Marcus Sullivan vs. Hawaii, 2013
 11, Ryan Wolfe at New Mexico, 2009
 11, Ryan Wolfe at San Diego State, 2008
 11, Ryan Wolfe vs. Colorado State, 2007
 11, Nate Turner at San Diego State, 2000
 11, Todd Floyd at Nevada, Reno, 1997
 11, Damon Williams at Southern California, 1997
 11, Demond Thompkins at Hawaii, 1992
 10, Kyle Williams at Hawaii, 2020
 10, Devonte Boyd vs. Wyoming, 2016
 10, Devonte Boyd vs. Boise State, 2015
 10, Devante Davis at New Mexico, 2013
 10, Phillip Payne at Nevada, Reno, 2009
 10, Ryan Wolfe at BYU, 2008
 10, Casey Flair vs. Wyoming, 2007
 10, Casey Flair vs. Air Force, 2007
 10, Ryan Wolfe at Air Force, 2007
 10, Greg Estandia vs. Utah, 2005
 10, Earvin Johnson at Nevada, Reno, 2003
 10, Damon Williams, at Fresno State, 1997
 10, Carlos Baker at San Jose State, 1996
 10, David White at Eastern Michigan, 1995
 10, Keenan McCardell vs. Utah State, 1990
 10, Michael McDade at San Jose State, 1983
 10, Darrall Hambrick vs. CS Fullerton, 1982
 10, Michael Morton at BYU, 1981

Freshman: 11, Devonte Boyd vs. New Mexico, 2014

Season: 88, Ryan Wolfe, 2008
 88, Randy Gatewood, 1994
 87, Devante Davis, 2013
 79, Michael Morton, 1980
 74, Ryan Wolfe, 2009
 71, Carlos Baker, 1996
 68, Keenan McCardell, 1990
 68, Jim Sandusky, 1981
 67, Casey Flair, 2006
 66, Ryan Wolfe, 2007

Freshman: 65, Devonte Boyd, 2014
 Career: 283, Ryan Wolfe, 2006-09
 202, Casey Flair, 2005-08
 198, Devonte Boyd, 2014-17
 187, Damon Williams, 1995-98
 186, Devante Davis, 2011-14
 183, Earvin Johnson, 2001-04
 171, Phillip Payne, 2008-11
 161, Len Ware, 1996-99
 158, Carlos Baker, 1995-98
 156, Henry Bailey, 1991-94

PASS RECEPTIONS PER GAME

Season: 8.0, Randy Gatewood, 1994
 7.3, Ryan Wolfe, 2008
 6.7, Ryan Wolfe, 2009
 Freshman: 5.8, Kyle Williams, 2020
 Career: (min. 2 yrs.): 6.1, Randy Gatewood, 1993-94
 6.0, Ryan Wolfe, 2006-09
 4.8, Nate Turner, 1999-2000
 4.3, Casey Flair, 2005-08
 4.3, Demond Thompkins, 1991-93

PASS RECEPTION YARDS

Game: 363, Randy Gatewood vs. Idaho, 1994
 212, Demond Thompkins vs. Cal State Fullerton 1992
 206, Jeff Spek at Texas-El Paso, 1981
 201, Demond Thompkins at Hawaii, 1992
 200, Len Ware vs. San Diego State, 1996
 197, George Thomas vs. Cal State Fullerton, 1986
 Freshman: 176, Ryan Wolfe vs. New Mexico, 2006

Season: 1,346, Jim Sandusky, 1981
 1,290, Devante Davis, 2013
 1,203, Randy Gatewood, 1994
 1,068, Demond Thompkins, 1993
 1,060, Darrall Hambrick, 1982
 Freshman: 980, Devonte Boyd, 2014
 Career: 3,495, Ryan Wolfe, 2006-09
 3,242, Devonte Boyd, 2014-17
 2,785, Devante Davis, 2011-14
 2,604, Earvin Johnson, 2001-04
 2,558, Damon Williams, 1995-98
 2,515, Henry Bailey, 1991-94
 2,396, Demond Thompkins, 1991-93
 2,380, Casey Flair, 2005-08
 2,295, Phillip Payne, 2008-11
 2,189, Keenan McCardell, 1987-90

PASS RECEPTION YARDS PER GAME

Season: 112.1, Jim Sandusky, 1981
 109.4, Randy Gatewood, 1994
 Freshman: 75.9, Ryan Wolfe, 2006
 Career: 87.2, Randy Gatewood, 1993-94
 76.4, Sam Greene, 1979-80

PASS RECEPTION YARDS PER CATCH

Game (min. 5): 35.20, Steve Jenkins (5-176) vs. San Diego State 2021
 Season (min. 20): 23.76, George Thomas, 1986
 Career (min. 40): 19.83, Sam Greene, 1978-80

GAMES WITH 100 OR MORE RECEIVING YARDS

Season: 8, Jim Sandusky, 1981
 5, (8 times), last time: Devonte Boyd, 2015
 Freshman: 3, (3 times), last time: Devonte Boyd, 2014
 3, Carlos Baker, 1995
 Career: 14, Devonte Boyd, 2014-17
 12, Ryan Wolfe, 2006-09
 11, Devante Davis, 2011-14
 8, (5 players tied)

GAMES WITH 200 OR MORE RECEIVING YARDS


Season: 2, Demond Thompkins, 1992
 Career: 2, Demond Thompkins, 1991-93

TOUCHDOWN RECEPTIONS

Game: 4, Tyleek Collins at SJSU, 2018
 4, Devante Davis vs. San Diego State, 2013
 4, Henry Bailey vs. Idaho, 1994
 4, Nathaniel Hawkins vs. New Mexico Highlands, 1971
 3, (10 times), last time: Devonte Boyd vs. Jackson St, 2016
 Freshman: 4, Tyleek Collins at SJSU, 2018
 Season: 14, Devante Davis, 2013
 11, Sam Greene, 1980
 10, Nate Turner, 2000
 10, Henry Bailey, 1994
 9, Tony Gladney, 1984
 9, Reggie Farmer, 1983
 9, Sam Greene, 1979
 8, Earvin Johnson, 2004
 8, Len Ware, 1996
 Freshman: 8, Len Ware, 1996
 Career: 26, Phillip Payne, 2008-11
 24, Henry Bailey, 1991-94
 22, Devante Davis, 2011-14
 21, Sam Greene, 1979-80
 20, Nathaniel Hawkins, 1968-71
 18, Devonte Boyd, 2014-17
 18, George Thomas, 1984-87

*Bowl Game • Active Players In **Bold**

Carlos Baker



INDIVIDUAL SCORING/KICKING



SCORING

POINTS

Game: 26, Mike Thomas (RB) vs. Santa Clara, 1974
24 (10 times) last time: Tyleek Collins (WR) at SJSU, 2018

Freshman: 24, (2 times), last time: Tyleek Collins (WR) at SJSU, 2018

Season: 128, Mike Thomas (RB), 1973
116, Mike Thomas (RB), 1974
102, Lexington Thomas (RB), 2017
90, Charles Williams (RB), 2021
90, Tim Cornett (RB), 2013

Freshman: 60, Sergio Aguayo (PK), 2004

Career: 280, Daniel Gutierrez (PK), 2017-22
258, Lexington Thomas (RB), 2015-18
247, Nolan Kohorst (PK), 2010-13
244, Mike Thomas (RB), 1973-74
240, Nick Garritano (PK), 1991-94

POINTS (KICKING ONLY)

Game: 16, Daniel Gutierrez vs. Fresno State, 2022
16, Evan Pantels vs. Howard, 2017
15, Nolan Kohorst vs. Hawaii, 2013
15, Dillon Pieffer vs. Hawaii, 2003
15, Nick Garritano vs. Cal State Fullerton, 1992

Freshman: 14, Daniel Gutierrez at Fresno State, 2017

Season: 88, Daniel Gutierrez, 2022
87, Nick Garritano, 1994
86, Dillon Pieffer, 2003
81, Evan Pantels, 2016
79, Evan Pantels, 2017
79, Nicolai Bornand, 2015

Freshman: 60, Sergio Aguayo, 2004

Career: 280, Daniel Gutierrez (PK), 2017-22
247, Nolan Kohorst, 2010-13
240, Nick Garritano, 1991-94
231, Dillon Pieffer, 2000-03
227, Sergio Aguayo, 2004-07

TOUCHDOWNS

Game: 4, Tyleek Collins at SJSU, 2018
4, Armani Rogers vs. Prairie View A&M, 2018
4, Devante Davis vs. San Diego State, 2013
4, Tim Cornett at Air Force, 2013
4, Henry Bailey vs. Idaho, 1994
4, Kirk Jones vs. Tennessee Tech, 1985
4, Mike Thomas vs. Prairie View A&M, 1974
4, Mike Thomas vs. Santa Clara, 1974
4, Henry Melton vs. New Mexico Highlands, 1974
4, Mike Thomas vs. Wisconsin-Milwaukee, 1973
4, Nathaniel Hawkins vs. New Mexico Highlands, 1971

Freshman: 4, (2 times), last time: Tyleek Collins at SJSU, 2018

Season: 21, Mike Thomas, 1973
19, Mike Thomas, 1974
17, Lexington Thomas, 2017
15, Charles Williams, 2021
15, Tim Cornett, 2013

Freshman: 8, (3 times), last time: Armani Rogers (QB), 2017

Career: 43, Lexington Thomas, 2015-18
40, Mike Thomas, 1973-74
38, Tim Cornett, 2010-13
34, Charles Williams, 2016-21

KICKING

FIELD GOALS

Game: 5 (5 att.), Daniel Gutierrez vs. Fresno State, 2022
4 (4 att.), Daniel Gutierrez vs. EWU, 2021
4 (4 att.), Daniel Gutierrez at Fresno State, 2017
4 (6 att.), Evan Pantels vs. Howard, 2017
4 (4 att.), Nolan Kohorst vs. Hawaii, 2013
4 (5 att.), Dillon Pieffer vs. Hawaii, 2003
4 (4 att.), Nick Garritano vs. Central Michigan, 1993
4 (4 att.), Nick Garritano vs. Cal State Fullerton, 1992
4 (6 att.), Joey DiGiovanna vs. Fresno State, 1984
4 (7 att.), Jim Gaetano vs. Wyoming, 1978

Freshman: 4, (4 att.), Daniel Gutierrez at Fresno State, 2017

Season: 21 (26 att.), Nick Garritano, 1994
20 (25 att.), Dillon Pieffer, 2003
18 (19 att.), Daniel Gutierrez, 2022
17 (22 att.), Evan Pantels, 2017
17 (22 att.), Sergio Aguayo, 2007
11 (15 att.), Sergio Aguayo, 2004

Freshman: 55 (64 att.), Daniel Gutierrez, 2017-22
53 (73 att.), Nick Garritano, 1991-94
48 (69 att.), Sergio Aguayo, 2004-07
40 (57 att.), Dillon Pieffer, 2000-03
39 (58 att.), Nolan Kohorst, 2010-13

Consecutive: 17, Daniel Gutierrez, 2021-22
16, Daniel Gutierrez, 2021
14, Jim Cook, 1987
13, Nick Garritano, 1994

FIELD GOAL PERCENTAGE

Season (min. 10 att.): .947 (18-19), Daniel Gutierrez, 2022
.929 (13-14), Evan Pantels, 2016
.889 (16-18), Daniel Gutierrez, 2021
.882 (15-17), Jim Cook, 1987
.857 (12-14), Nolan Kohorst, 2012
.857 (6-7), Dillon Pieffer, 2000

Freshman: .859 (55-64), Daniel Gutierrez, 2017-22
786 (53-73), Nick Garritano, 1991-94
783 (36-46), Evan Pantels, 2016-18
727 (16-22), Kyle Watson, 2008-09
717 (38-53), Jim Cook, 1986-88

EXTRA POINTS (PATs)

Season: 50 (52 att.), Jim Thayer, 1974
47 (48 att.), Sonny LeJeune, 1976
45 (48 att.), Nolan Kohorst, 2013
43 (44 att.), Nicolai Bornand, 2015
42, (42 att.), Evan Pantels, 2016
29 (30 att.), Nolan Kohorst, 2010

Freshman: 130 (135 att.), Nolan Kohorst, 2010-13
115 (118 att.), Daniel Gutierrez, 2017-22
111 (112 att.), Evan Pantels, 2016-18
111 (117 att.), Dillon Pieffer, 2000-03
103 (107 att.), Jim Thayer, 1972-74

Consecutive: 80, Evan Pantels, 2016-18
74, Kyle Watson, 2008-09
70, Daniel Gutierrez, 2020-22
61, Nolan Kohorst, 2010-12

EXTRA POINT PERCENTAGE

Season (min. 10 att.): 1.000 (34-34), Daniel Gutierrez, 2022
1.000 (25-25), Daniel Gutierrez, 2021
1.000 (28-28), Evan Pantels, 2017
1.000 (42-42), Evan Pantels, 2016
1.000 (24-24), Nolan Kohorst, 2011
1.000 (37-37), Kyle Watson, 2009
1.000 (37-37), Kyle Watson, 2008
1.000 (27-27), Sergio Aguayo, 2004
1.000 (27-27), Jim Cook, 1987
1.000 (27-27), Sergio Aguayo, 2004

Freshman: 1.000 (74-74), Kyle Watson, 2008-09
975 (115-118), Daniel Gutierrez, 2017-22
.976 (111-112), Evan Pantels, 2016-18
969 (63-65), Jim Cook, 1986-88
.963 (130-135), Nolan Kohorst, 2010-13

PUNTING

ATTEMPTS

Game: 13, Joe Kristosik at BYU, 1998
13, Tony Rhynes at Baylor, 1988
12, Gary Cook at BYU, 2004

Freshman: 8, Joe Kristosik vs. Northern Illinois, 1995


Season: 83, Gary Cook, 2003

Freshman: 57, Joe Kristosik, 1995

Career: 281, Gary Cook, 2001-04
232, Jim DiFiore, 1970-73
226, Joe Kristosik, 1995-98



Nick Garritano



Daniel Gutierrez



Sergio Aguayo



Gary Cook



INDIVIDUAL RECORDS

PUNTING AVERAGE

Game (min. 3 att.): 58.0 (3 att.), R. Cunningham vs. UNR, 1983
56.2 (5 att.), Hayes Hicken vs. UTEP, 2018
55.7 (3 att.), Gary Cook vs. UNR, 2004
55.5, Jim DiFiore vs. Cal State Los Angeles, 1973
55.0, (5 att.), Chase Lansford vs. N. Mexico, 2012
54.0 (6 att.), R. Cunningham vs. Hawaii, 1983

Freshman: 47.0 (4 att.), Joe Kristosik vs. Utah State, 1995

Season: 47.5 (59 att.), Randall Cunningham, 1984
46.3 (57 att.), Brian Parvin, 1992
46.2 (76 att.), Joe Kristosik, 1998
45.7 (27 att.), Randall Cunningham, 1982
45.4 (65 att.), Ray Cheetany, 1999

Freshman: 39.8 (57 att.), Joe Kristosik, 1995

Career (min. 2 S): 45.6 (142 att.), Randall Cunningham, 1982-84
44.3 (105 att.), Brian Parvin, 1991-92
43.6 (131 att.), Hayes Hicken, 2018-19
43.4 (129 att.), Ray Cheetany, 1999-2000
42.7 (112 att.), Kip Facer, 2005-06

RETURNS

PUNT RETURNS

Season: 29, Keenan McCardell, 1988
26, Greg Brown, 1970
25, Tremayne Kirkland, 2003
25, David Hollis, 1986
24, Tony Lewis, 1985
23, Troy Mason, 2000

Freshman: 25, Tremayne Kirkland, 2003

Career: 62, Troy Mason, 1999-2002
36, Casey Flair, 2005-08
36, Tremayne Kirkland, 2003-05
36, Henry Vereen, 1975-78
35, Tony Lewis, 1981, 83-85
35, Greg Brown, 1970-71

PUNT RETURN YARDS

Game: 163, Greg Brown, National U. of Mexico, 1971

Season: 378, Troy Mason, 2000
324, Steve Haggerty, 1974
314, Tremayne Kirkland, 2003
288, Greg Brown, 1970
282, David Hollis, 1986

Freshman: 314, Tremayne Kirkland, 2003

Career: 783, Troy Mason, 1999-2002
558, Greg Brown, 1970-71
385, David Hollis, 1983-86
383, Tremayne Kirkland, 2003-05
366, Henry Bailey, 1991-94

PUNT RETURN AVERAGE

Season (min. 10): 16.4, Troy Mason, 2000
16.2, Steve Haggerty, 1974
15.1, Marlon Beavers, 1975
14.6, Henry Bailey, 1992
12.9, Troy Mason, 2001

Freshman: 12.6, Tremayne Kirkland, 2003

Career (min. 20): 15.9, Greg Brown, 1970-71
12.6, Tremayne Kirkland, 2003-05
12.6, Troy Mason, 1999-2002
11.6, Hunkie Cooper, 1990-91
11.3, David Hollis, 1983-86

KICKOFF RETURNS

Game: 9, Deante' Purvis at TCU, 2011
8, Bradley Randle vs. TCU, 2010
7, (4 times by four players), last time:
Marcus Sullivan at Hawaii, 2010

Season: 50, Deante' Purvis, 2009
41, Deante' Purvis, 2011
37, Michael Johnson, 2008
36, Henry Vereen, 1975
35, (2 times), last time: Marcus Sullivan, 2010

Freshman: 37, Michael Johnson, 2008

Career: 121, Deante' Purvis, 2008-11
94, Henry Vereen, 1975-78
75, Marcus Sullivan, 2010-14
75, Henry Bailey, 1991-94
72, Keyvan Jenkins, 1979-83

KICKOFF RETURN YARDS

Game: 224, Marcus Sullivan at SDSU, 2010
202, Deante' Purvis vs. Colorado State, 2011
195, Deante' Purvis at TCU, 2011
185, Deante' Purvis vs. BYU, 2009

Season: 1,165, Deante' Purvis, 2009
1,000, Deante' Purvis, 2011
976, Marcus Sullivan, 2010
853, Michael Johnson, 2008
824, Henry Vereen, 1975

Freshman: 976, Marcus Sullivan, 2010

Career: 2,626, Deante' Purvis, 2008-11
2,547, Marcus Sullivan, 2010-14
2,265, Henry Vereen, 1975-78
1,774, Henry Bailey, 1991-94
1,561, Keyvan Jenkins, 1979-80, 82-83

KICKOFF RETURN AVERAGE

Season (min. 10): 34.6, Dominique Dorsey, 2001
31.4, Henry Vereen, 1976
28.3, Marcus Sullivan, 2013
27.9, Marcus Sullivan, 2010
27.6, Demond Thompkins, 1993

Freshman: 34.6, Dominique Dorsey, 2001

Career (min. 20): 26.5, Marcus Sullivan, 2010-14
24.4, Duane "Toy Train" James, 1998-99
24.3, Len Ware, 1996-99
24.1, Henry Vereen, 1975-78

LONG PLAYS

RUSH

91, Dalton Sneed (QB) vs. Fresno State, 2016 (TD)
89, Darin Brighton vs. New Mexico State, 1989 (TD)
87, Henry Melton vs. New Mexico Highlands, 1974 (TD)
86, Keyvan Jenkins at Fresno State, 1983 (TD)
85, Lexington Thomas at Central Michigan, 2016 (TD)
85, Mike Thomas vs. Boise State, 1974 (TD)
83, Armani Rogers (QB) at New Mexico, 2017 (TD)
83, Mike Thomas, 1973
83, Steve Matousek, 1973
82, Keyvan Jenkins vs. New Mexico, 1981 (TD)
80, Charles Williams at UNR, 2019 (TD)
80, Tim Cornett vs. Hawaii, 2011 (TD)
Freshman: 87, Henry Melton vs. N.M. Highlands, 1974 (TD)

PASS

94, Armani Rogers to Devonte Boyd at Idaho, 2017 (TD)
87, Carlton Kelley to Henry Vereen vs. NAU, 1977 (TD)
85, Blake Decker to Aaron Criswell vs. Hawai'i, 2015 (TD)
82, Jon Denton to Len Ware at Air Force, 1997 (TD)
82, Jon Denton to Len Ware vs. SDSU, 1996 (TD)
82, Don Kennedy to Nate Hawkins vs. UNR, 1970 (TD)
81, Jared Lebowitz to Devante Davis at Hawai'i, 2014
81, Doug Robertson to Brian Harris at BYU, 1978 (TD)
80, (7 times) last time: Justin Rogers to Steve Jenkins vs. SDSU, 2021
Freshman: 94, Armani Rogers (FR) to Devonte Boyd at Idaho, 2017 (TD)

FIELD GOAL

54, Nicolai Bormand vs. Northern Colorado, 2014
54, Nick Garritano vs. UNR, 1994
54, Nick Garritano vs. San Jose State, 1994
54, Jim Cook at Nebraska, 1988
53, Daniel Gutierrez vs. San Jose State, 2021
53, Evan Pantels at UNR, 2017
53, Jim Cook at Nebraska, 1988
53, Jim Cook vs. Ohio, 1988
52, Ben Jaekle vs. UNR, 2008
52, Ben Jaekle vs. New Mexico, 2008
52, Sergio Aguayo vs. TCU, 2006
52, Sergio Aguayo vs. San Diego State, 2005
52, Sergio Aguayo vs. San Diego State, 2005
52, Nick Garritano at Tulsa, 1994
52, Nick Garritano at Central Michigan, 1994
51, Daniel Gutierrez vs. EWU, 2021
51, Nicolai Bormand at Northern Illinois, 2015
51, Nick Garritano vs. San Jose State, 1994
50, (6 times by 4 players), last time: Daniel Gutierrez vs. UNM, 2022
Freshman: 47, Nolan Kohorst at Colorado State, 2010

PUNT

91, Brad Faunce vs. Nevada, Reno, 1994
78, Kip Facer vs. TCU, 2006
78, Jim DiFiore vs. Cal State Los Angeles, 1972
77, Brian Pacheco at Utah State, 2007
76, Gary Cook vs. Nevada, Reno, 2004
75, Bob Hulberg vs. Louisiana-Lafayette, 1985
73, Logan Yunker at Air Force, 2013
73, Randall Cunningham vs. Nevada, Reno, 1983
73, Randall Cunningham vs. Hawaii, 1983
72, Randall Cunningham vs. SMU, 1984
72, Brian Pacheco at Air Force, 2007
Freshman: 69, Joe Kristosik vs. New Mexico State, 1995

INTERCEPTION RETURN

100, Pat Medchill vs. Southern Utah State, 1970 (TD)
98, Marlon Beavers at Northern Arizona, 1974 (TD)
96, Rodney Mazion at New Mexico, 1991 (TD)
93, Mark Green at Hawaii, 1973 (TD)
92, David Hollis vs. New Mexico State, 1985 (TD)
Freshman: 96, Rodney Mazion at New Mexico, 1991 (TD)

FUMBLE RETURN


100, Kevin Thomas at Baylor, 1999 (TD)
84, Amar Brisco at Wyoming, 1997
82, Will Chandler vs. Wisconsin, 2010
81, Jamaal Wynn at San Diego State, 2002 (TD)
67, Jeremy Geathers vs. Idaho State, 2006 (TD)
67, Scott Patton at Wyoming, 1997 (TD)
65, Jermaine Webster at TCU, 1996
64, Mike Clausen at San Diego State, 2010 (TD)
Freshman: 15, Farrell Hester II at Air Force, 2017

PUNT RETURN

86, Greg Brown vs. Oregon Tech, 1970 (TD)
84, Troy Mason vs. New Mexico, 2000 (TD)
84, Gary Van Houten vs. Prairie View A&M, 1974
82, Larry Wright, 1971
78, Duane "Toy Train" James vs. Nevada, Reno, 1998
75, Tremayne Kirkland at New Mexico, 2003
Freshman: 78, Duane "Toy Train" James vs. UNR, 1998

KICKOFF RETURN

99, Ken Bowles vs. Cal Poly San Luis Obispo, 1976 (TD)
98, Deante' Purvis vs. Colorado State, 2011 (TD)
97, Len Ware vs. Utah, 1999 (TD)
95, Tim Cornett at Washington State, 2011 (TD)
94, Deante' Purvis vs. BYU, 2009 (TD)
87, Vince McGowens vs. Northern Illinois, 1989 (TD)
87, Dominique Dorsey vs. Northwestern, 2001
83, Thomas Bywaters vs. Northern Arizona, 1973
Freshman: 87, Dominique Dorsey vs. Northwestern, 2001



Kevin Thomas

INDIVIDUAL - DEFENSE



TACKLES

Game: 22, Quincy Sanders at Air Force, 1999
 Season: 147, Scott Patton, 1997
 137, Jason Medlock, 1993
 133, Adam Seward, 2002
 132, Austin Ajake, 2022
 132, Kirk Dodge, 1983
 131, Tom Polley, 1984
 127, Jason Beauchamp, 2008
 126, Beau Bell, 2007
 122, Mike Walker, 1980
 121, Adam Seward, 2004
 Freshman: 115, James Sunia, 1998
 Career: 433, Adam Seward, 2001-04
 334, Jason Beauchamp, 2006-09
 328, Peni Vea, 2012-15
 320, Beau Bell, 2004-07
 318, Tau Lotulelei, 2013-16
 294, Randy Black, 1997-2000
 293, Ryan Claridge, 2000-04
 289, Darnell Pickens, 1984-87
 280, Jamaal Brimmer, 2001-04
 280, Doc Wise, 1986-89
 277, Greg Gales, 1996-98
 276, Jason Davis, 1991-94

SACKS

Game: 7, Daryl Knox vs. New Mexico State, 1985
 5, Mark Byers at Utah State, 1994
 4, Anton Palepoi vs. Wyoming, 2000
 Season: 20.5, Mark Byers, 1994
 20, Daryl Knox, 1984
 11, Ken Mitchell, 1971
 10, Todd Liebenstein, 1980
 10, Craig Silverman, 1979
 9, Ryan Claridge, 2004
 8, Adam Plant Jr., 2022
 8, Anton Palepoi, 2000
 7.5, Marion "Suge" Knight, 1986
 7 (3 times), last time: Talance Sawyer, 1997
 Freshman: 5, Sonny Sanitua, 2012
 5, "Doc" Wise, 1986
 Career: 28, Daryl Knox, 1984-85
 22, Todd Liebenstein, 1978-81
 20.5, Mark Byers, 1993-94
 20, Phil O'Neill, 1978-80
 18.5, Ryan Claridge, 2000-04
 15.5, Talance Sawyer, 1995-98
 15, Adam Plant Jr., 2020-22
 15, Leon Moore, 2002-05

FUMBLES FORCED

Season: 7, Bruce Gray, 1970
 6, Ryan Claridge, 2001
 5, (3 times) last time: Troy Hawthorne, 2016
 Career: 10, Ryan Claridge, 2000-04
 9, Jamaal Brimmer, 2001-04
 7, Javin White, 2016-19
 7, Joe Miklos, 2002-05
 7, Doc Wise, 1986-89
 7, Bruce Gray, 1968-69, '71
 6, Jerrad Pierucci, 1996-1999
 6, Marvin Robinson, 1992-95

FUMBLES RECOVERED

Season: 7, Mike Otto, 1974
 6, Keith London, 1984
 5, John Andrews, 2003
 5, Mike Johnson, 1979
 4, (multiple) last time: Brian Keyes, 2017
 Career: 9, Jody Reinoehl, 1987-90
 8, Mike Johnson, 1978-81
 7, Mike Otto, 1974-1975
 6, (multiple), last time: Sidney Hodge, 2010-14

FUMBLES RETURNED FOR A TOUCHDOWN

Game: 1, (multiple), last time: Johnathan Baldwin vs. UNR, 2022
 Season: 2, Joe Miklos, 2003
 Career: 2, Joe Miklos, 2002-05
 2, Kevin Thomas, 1998-2001
 2, Keith Washington, 1991-94 (includes 1 bowl game)

INTERCEPTIONS

Game: 3, Ed Saignes vs. Idaho State, 1984
 2, (multiple) last time: Jericho Flowers vs. Hawai'i, 2019
 Freshman: 2, Tim Hough vs. Idaho State, 2015
 2, Marlon Beavers vs. Boise State, 1973
 Season: 7, Kevin Thomas, 2001
 6, Jamaal Brimmer, 2003
 6, Alvin Horn, 1986
 6, Aaron Mitchell, 1978
 6, Marlon Beavers, 1976
 Freshman: 4, Tim Hough, 2015
 4, Marlon Beavers, 1973
 Career: 17, Marlon Beavers, 1973-76
 14, Kevin Thomas, 1998-2001
 14, Charles Jarvis, 1978-81
 11, David Hollis, 1983-86
 11, Patt Medchill, 1970-72

INTERCEPTION YARDS

Game: 107 (2 int.), Marlon Beavers at Northern Arizona, 1974
 Freshman: 96 (1 int.), Rodney Mazion at New Mexico, 1991
 Season: 213 (7 int.), Kevin Thomas, 2001
 186 (6 int.), Jamaal Brimmer, 2003
 164 (5 int.), Marlon Beavers, 1974
 160 (4 int.), Patt Medchill, 1970
 139 (3 int.), Crayton Jones, 1976
 124 (5 int.), Patt Medchill, 1971
 Freshman: 98 (4 int.), Marlon Beavers, 1973
 Career: 373 (11 int.), Patt Medchill, 1970-72
 367 (17 int.), Marlon Beavers, 1973-76
 327 (14 int.), Kevin Thomas, 1998-2001
 211 (14 int.), Charles Jarvis, 1978-81
 210 (7 int.), Jamaal Brimmer, 2001-04

INTERCEPTIONS RETURNED FOR TOUCHDOWN

Game: 1, (multiple), last time: Cameron Oliver vs. UNM, 2022
 Season: 3, Kevin Thomas, 2001
 Career: 4, Kevin Thomas, 1998-2001

PASS BREAKUPS

Season: 24, Kevin Thomas, 1999
 20, Anthony Blue, 1984
 19, Mil'Von James, 2007
 18, Kenneth Penny, 2013
 16, Kevin Thomas, 2000
 16, Rodney Mazion, 1993
 15, Don Odegard, 1989
 13, Darius Mouton, 2016
 13, Clarence Mack, 1991
 13, Gerald Robinson, 1989
 Freshman: 8, Randy Black, 1997
 Career: 55, Kevin Thomas, 1998-2001
 27, Randy Black, 1997-2000
 27, Anthony Blue, 1983-86
 26, Rodney Mazion, 1991-94
 24, Torry McTyer, 2013-16
 23, Kenneth Penny, 2011-SA
 22, Mil'Von James, 2006-07
 21, (five times), last time: Jericho Flowers, 2016-19

DEFENSIVE TOUCHDOWNS

Game: 1, (multiple), last time: Johnathan Baldwin vs. UNR, 2022 (55-yd FR)
 Season: 3, Kevin Thomas, 2001 (3 INT)
 Career: 6, Kevin Thomas, 1998-2001 (4 INT, 2 fumbles)

*Bowl Game • Active Players in **Bold**



Scott Patton



Mark Byers



Quincy Sanders



Marlon Beavers



Jared Brown



Sam "Disco Kid" Greene



Kyle Watson



Bobby Stockham

CONSECUTIVE GAMES PLAYED

- 51 Robert Waterman (C), 2014
- 51 Tim Hasson (LB), 2010-13
- Alex Klorman (DL), 2010-13
- Nolan Kohorst (PK), 2010-13
- 49 Nate Carter (LB), 2008-11
- 48 Kyle Saxelid (OL), 2014-17
- Will Chandler (CB), 2008-11
- Jason Beauchamp (LB), 2006-09

CONSECUTIVE GAMES STARTED

- 51 Robert Waterman (C), 2014
- Nolan Kohorst (PK), 2010-13
- 46 Sonny Sanitua (DL), 2012-15
- Gary Cook (P), 2001-04
- Kevin Thomas (CB), 1998-2001

CONSECUTIVE STARTS BY A QUARTERBACK

- 34 Randall Cunningham, 1982-84

CONSECUTIVE 100-YARD RUSHING GAMES

- 7 Ickey Woods, 1987
- Mike Thomas, 1973
- 4 Jeremi Rudolph, 2000
- Kirk Jones, 1984
- Mike Thomas, 1974

CONSECUTIVE 200-YARD RUSHING GAMES

- 3 Ickey Woods, 1987
- Mike Thomas, 1973
- 2 Mike Thomas, 1974
- Mike Thomas, 1973

CONSECUTIVE 100-YARD RECEIVING GAMES

- 4 Randy Gatewood, 1993-94
- (Totaled 718 yards during streak)

CONSECUTIVE 100-YARD RECEIVING GAMES (SAME SEASON)

- 3 Devonte Boyd, 2015
- Len Ware, 1997
- Randy Gatewood, 1994
- Jim Sandusky, 1981 (Twice)
- Sam Greene, 1979

CONSECUTIVE 200-YARD PASSING GAMES

- 11 Jon Denton, 1996-97
- Sam King, 1981

CONSECUTIVE 300-YARD PASSING GAMES

- 3 Jon Denton, 1996
- (382 at TCU, 503 vs. SDSU, 432 at SJSU)

CONSECUTIVE 400-YARD PASSING GAMES

- 2 Jon Denton, 1996
- (503 vs. SDSU, 432 at SJSU)
- Bob Stockham, 1993
- (425 vs. Utah State, 418 vs. NMSU)

CONSECUTIVE GAMES SCORING A TOUCHDOWN

- 7 Mike Thomas (RB), 1974

CONSECUTIVE GAMES CATCHING A TOUCHDOWN

- 5 Phillip Payne (WR), 2008 (First 5 games of career)
- 5 Sam Greene (WR), 1980

CONSECUTIVE GAMES THROWING A TOUCHDOWN

- 19 Jon Denton, 1996-97 (Sat out 2 games during streak)

CONSECUTIVE PASS ATTEMPTS WITHOUT AN INTERCEPTION

- 183 Caleb Herring, 2011-13
- 173 Omar Clayton, 2007-08
- 119 Mike Clausen, 2008 (Began Rebel career with streak)
- 109 Jared Brown, 1994 (Began Rebel career with streak)

CONSECUTIVE GAMES SCORING A POINT

- 33 Nolan Kohorst (PK), 2011-13
- 30 Jim Cook (PK) 1986-88
- 29 Daniel Gutierrez (PK), 2020-22

CONSECUTIVE PASS COMPLETIONS

- 12 Jon Denton, vs. Wyoming 1996 (Began game with streak, ended 32-46)

CONSECUTIVE GAMES COMPLETING A PASS

- 35 Glenn Carano, 1974-76

CONSECUTIVE GAMES CATCHING A PASS

- 47 Casey Flair (WR), 2005-08
- (Caught at least one pass in every game of his career)
- 41 Earvin Johnson (WR), 2001-04
- (Began fourth game of freshman season)
- 39 Damon Williams (WR), 1995-98
- (Ended sixth game of senior season)

CONSECUTIVE GAMES INTERCEPTING A PASS

- 3 Will Chandler (CB), 2010
- Kevin Thomas (CB), 2001
- Marlon Beavers (DB), 1976

CONSECUTIVE GAMES SCORING A DEFENSIVE TD

- 2 Kevin Thomas (CB), 2001
- (INT at Wyoming and INT vs. Utah)
- Kevin Thomas (CB), 1999
- (INT at North Texas and FUMBLE RET at Baylor)

CONSECUTIVE GAMES WITH A TACKLE

- 46 Adam Seward (LB), 2001-04
- 43 Randy Black (DB/LB), 1997-00 (3 games of 46-game career without a tackle were missed because of injury)

CONSECUTIVE EXTRA-POINT CONVERSIONS

- 80 Evan Pantels, 2016-18 (First 80 attempts of his career)
- 74 Kyle Watson, 2008-09 (Every attempt of his career)
- 70 Daniel Gutierrez, 2020-22 (Ended career with streak)

CONSECUTIVE FIELD GOALS MADE

- 17 Daniel Gutierrez, 2021-22
- 16 Daniel Gutierrez, 2020-21
- 14 Jim Cook, 1987

CONSECUTIVE GAMES MAKING A FIELD GOAL

- 12 Nick Garritano, 1994

CONSECUTIVE GAMES WITH 40-YARD PUNTING AVERAGE

- 13 Brian Parvin, 1991-92
- Randall Cunningham, 1983-84



Consecutive Catch King Casey Flair

Casey Flair came all the way from Alaska to walk on at UNLV and left as one of the top receivers in school history. He played in the most games (47) of any Rebel (since broken) and caught at least one pass in every one of them, which shattered the previous record.

OUTSTANDING PERFORMANCES



RUSHING

(29 players have rushed for at least 145 yards, 75 times)

PLAYER, OPPONENT, YEAR	NO-YDS
Mike Thomas, at Santa Clara, 1973	30-314
Charles Williams, vs. Hawaii, 2021	38-266
Mike Thomas, vs. Boise State, 1974	33-266
Ickey Woods, vs. Pacific, 1987	37-265
Mike Thomas, vs. Prairie View A&M, 1974	19-245
Raymond Strong, vs. Weber State, 1977	23-239
Mike Thomas, vs. Wisconsin-Milwaukee, 1973	25-236
Aidan Robbins, vs. North Texas, 2022	29-227
Joe Haro, at Wyoming, 2001	22-226
Larry Croom, at Colorado State, 2002	20-222
Charles Williams, vs. Utah State, 2021	27-221
Henry Melton, vs. New Mexico Highlands, 1974	18-221
Tim Cornett, at Air Force, 2013	36-220
Darin Brightmon, vs. Pacific, 1989	22-211
Ickey Woods, at New Mexico State, 1987	28-208
Raymond Strong, vs. Nevada, Reno, 1976	10-204
Mike Thomas, vs. Northern Arizona, 1973	29-204
Shannon Wilson, vs. Arkansas State, 1995	35-200
Ickey Woods, at Long Beach State, 1987	37-200
Ickey Woods, at San Jose State, 1987	25-197
Armani Rogers, at New Mexico, 2017	25-193
Tommy Jackson, at Pacific, 1988	33-192
Lexington Thomas, at Idaho, 2017	17-190
Frank "The Tank" Summers, vs. Utah, 2007	29-190
Dominique Dorsey, vs. Utah State, 2004	18-189
Frank "The Tank" Summers, vs. San Diego State, 2007	26-187
Shannon Wilson, vs. Texas-El Paso, 1992	30-187
Charles Williams, vs. San Jose State, 2019	27-186
Ickey Woods, vs. Northern Illinois, 1987	35-186
James Wofford, vs. Wyoming, 1998	28-184
Darin Brightmon, vs. New Mexico State, 1989	11-183
Mike Thomas, vs. Cal State Los Angeles, 1973	28-183
Armani Rogers, at Arkansas State, 2018	26-181
Dominique Dorsey, vs. Wyoming, 2004	34-181
Tim Cornett, at New Mexico, 2013	25-179
Dominique Dorsey, at Utah, 2004	24-179
Leon Walker, vs. Texas-El Paso, 1978	16-179
Tony Burton, vs. North Texas, 1995	29-177
Charles Williams, vs. EWU, 2021	27-172
James Wofford, vs. San Jose State, 1997	28-170
Charles Williams, vs. Arkansas State, 2019	19-168
Michael Morton, vs. New Mexico, 1981	23-167
Hunkie Cooper, vs. Oregon State, 1991	18-165
Tommy Jackson, vs. Ohio, 1988	26-164
Tim Cornett, vs. Hawaii, 2013	29-162
Lexington Thomas, vs. Utah State, 2017	19-161
Michael Morton, vs. Tennessee State, 1979	17-161
DeJohn Branch, vs. Nevada, Reno, 1994	26-161
Lexington Thomas, vs. Idaho, 2016	19-160
Jeremi Rudolph, at Hawaii, 2000	26-159
Shannon Wilson, vs. Nevada, Reno, 1992	29-159
Tommy Jackson, vs. New Mexico State, 1988	25-158
Kurt Palandech, vs. Wyoming, 2016	16-157
Mike Thomas, vs. Santa Clara, 1974	18-157
Mike Thomas, vs. Hawaii, 1974	21-156
Darall Moore, at Montana, 1975	29-155
Dahrin Footman, vs. Nevada, Reno, 1998	13-154
Charles Williams, at San Jose State, 2016	18-153
Keyvan Jenkins, at Fresno State, 1983	13-153
Dionza Bradford, at New Mexico 2011	20-152
Michael Morton, vs. New Mexico, 1979	18-152
Lexington Thomas, vs. Howard, 2017	21-151
Raymond Strong, at Nevada, Reno, 1977	18-151
Jeremi Rudolph, at Wyoming, 1999	32-149
Mike Thomas, vs. Louisiana-Monroe, 1973	17-149
Charles Williams, at Hawaii, 2020	22-148
Armani Rogers, at Air Force, 2017	16-148
Mike Thomas, vs. Boise State, 1973	31-148
Dalton Sneed, vs. Fresno State, 2016	15-147
Mack Gilchrist, at UC Riverside, 1970	27-147
Aidan Robbins, vs. Fresno State, 2022	26-146
Lexington Thomas, vs. San Jose State, 2017	18-146
Larry Croom, at Wyoming, 2003	20-146
Joe Haro, vs. Colorado State, 2001	30-146
Michael Morton, at New Mexico, 1980	9-146
Michael Morton, vs. BYU, 1978	27-145

RECEIVING

(35 players had 135 or more yards receiving, 76 times)

PLAYER, OPPONENT, YEAR	NO-YDS
Randy Gatewood, vs. Idaho, 1994	#23-363
Demond Thompkins, vs. Cal State Fullerton, 1992	9-212
Jeff Spek, at Texas-El Paso, 1981	8-206
Demond Thompkins, at Hawaii, 1992	11-201
Len Ware, vs. San Diego State, 1996	7-200
George Thomas, vs. Cal State Fullerton, 1986	6-197
Jim Sandusky, at Hawaii, 1981	9-189
Demond Thompkins, at San Jose State, 1993	9-188
Devante Davis, at Louisiana Tech, 2012	8-186
Demond Thompkins, vs. Utah State, 1993	9-185
Ricky White, vs. Idaho State, 2022	8-182
Henry Vereen, at Idaho, 1977	7-181
Waymon Aldridge, vs. Cal State Fullerton, 1982	9-181
Jeff Spek, at Fresno State, 1981	12-181
Darrell Hambrick, at Pacific, 1982	8-178
Sleeve Jenkins, vs. San Diego State, 2021	5-176
Ryan Wolfe, vs. New Mexico, 2006	9-176
Phillip Payne, vs. Southern Utah, 2011	13-175
Michael Johnson, vs. Northwestern, 2001	8-174
Nathaniel Hawkins, at Idaho State, 1970	7-173
Henry Vereen, vs. Northern Arizona, 1977	4-172
Devante Davis, vs. San Diego State, 2013	8-171
Tyleek Collins, at San Jose State, 2018	9-170
Phillip Payne, vs. Nevada, Reno, 2010	8-170
Carlos Baker, at San Jose State, 1996	10-168
Sam Greene, at Utah, 1980	8-168
Ryan Wolfe, vs. Nevada, Reno, 2008	8-167
Damon Williams, vs. Wyoming, 1996	9-167
Damon Williams, at Southern California, 1997	11-165
Devante Davis, at New Mexico, 2013	10-164
Ryan Wolfe, at Air Force, 2007	10-164
Devante Davis, vs. Hawaii, 2014	5-163
Greg Brown, at Idaho State, 1970	8-163
George Thomas, at New Mexico State, 1986	6-161
Jim Sandusky, at BYU, 1981	8-161
Ryan Wolfe, vs. Idaho State, 2006	6-160
Darall Hambrick, vs. Cal State Fullerton, 1982	10-160
Henry Bailey, vs. Idaho, 1994	9-159
Nate Turner, at San Diego State, 2000	11-158
John Ma'ae, at Pacific, 1990	9-158
Keenan McCardell, vs. Long Beach State, 1989	7-157
Mike Haverty, vs. South Dakota, 1976	8-156
Carlos Baker, at San Jose State, 1995	7-154
Rickie Wills, vs. Tulsa, 1988	3-154
Brian Harris, vs. Nebraska-Omaha, 1976	8-154
Henry Bailey, vs. San Jose State, 1992	6-151
Henry Bailey, at Cal State Fullerton, 1991	4-151
Devante Davis, vs. Northern Illinois, 2014	6-150
Len Ware, vs. San Jose State, 1997	7-150
Jim Sandusky, vs. Long Beach State, 1981	7-149
Michael Morton, at BYU, 1981	10-146
Devante Davis, vs. New Mexico, 2012	7-145
Kyle Williams, at Hawaii, 2020	10-144
Ryan Wolfe, at San Diego State, 2008	11-144
Earvin Johnson, vs. New Mexico, 2004	6-144
Brian Harris, at Weber State, 1976	7-144
Keenan McCardell, at Houston, 1990	8-144
Devante Davis, vs. Hawaii, 2013	8-141
Earvin Johnson, vs. New Mexico, 2002	8-141
Sleeve Jenkins, at UNR, 2019	5-140
Devante Davis, vs. Central Michigan, 2013	7-140
Nate Turner, at Iowa State, 2000	6-140
Tyleek Collins, at Utah State, 2018	4-139
Michael Johnson, vs. New Mexico, 2010	8-138
Kyle Williams, at New Mexico, 2021	7-137
Donell Wheaton, at New Mexico, 2005	9-137
Keenan McCardell, at Nevada, Reno, 1989	6-137
Keenan McCardell, at Utah State, 1990	10-137
Devonte Boyd, at San Jose State, 2016	6-136
Marcus Sullivan, vs. Washington State, 2012	6-136
Ryan Wolfe, at BYU, 2008	10-136
Len Ware, at Northwestern, 1998	8-136
Devonte Boyd, vs. Jackson State, 2016	4-135
Ryan Wolfe, vs. Colorado State, 2007	11-135
Sam Greene, at Wyoming, 1979	5-135
Sam Greene, at San Diego State, 1980	7-135

PASSING

(27 players have passed for at least 280 yards, 80 times)

PLAYER, OPPONENT, YEAR	CMP-ATT	YDS
Jon Denton, vs. San Diego State, 1996	27-53	503
Jon Denton, vs. Wyoming, 1996	32-46	486
Sam King, at Texas-El Paso, 1981	23-33	476
Sam King, at BYU, 1981	31-57	473
Greg Van Ness, at Idaho, 1977	27-40	473
Sam King, at Hawaii, 1981	30-47	439
Jon Denton, at San Jose State, 1996	33-61	432
Bob Stockham, vs. Utah State, 1993	25-48	425
Bob Stockham, vs. New Mexico State, 1993	30-53	418
Randall Cunningham, at Pacific, 1982	26-46	413
Randall Cunningham, vs. Cal State Fullerton, 1982	23-37	413
Jon Denton, vs. San Jose State, 1997	26-44	401
Blake Decker, vs. Northern Illinois, 2014	24-42	397
Max Gilliam, at San Jose State, 2018	28-50	387
Caleb Herring, vs. Hawaii, 2013	34-56	385
Jon Denton, at TCU, 1996	26-47	382
Jason Davis, vs. Idaho, 1994	30-46	381
Nick Sherry, at Louisiana Tech, 2012	22-46	378
Glenn Carano, at Weber State, 1976	24-37	359
Nick Sherry, vs. Washington State, 2012	33-50	357
Doug Brumfield, vs. Idaho State, 2022	21-25	356
Jarrold Jackson, vs. Utah, 2005	29-54	356
Jon Denton, at Southern California, 1997	26-45	354
Rocky Hinds, vs. Air Force, 2006	26-34	351
Randall Cunningham, vs. San Diego State, 1983	19-25	347
Blake Decker, at San Diego State, 2014	18-31	346
Derek Stott, vs. Long Beach State, 1989	18-23	344
Omar Clayton, vs. Hawaii, 2009	28-43	340
Sam King, vs. West Texas State, 1981	20-28	340
Sam King, at Fresno State, 1981	27-52	340
Caleb Herring, at Nevada, Reno, 2013	29-42	335
Jon Denton, at San Diego State, 1997	31-56	335
Jon Denton, at Air Force, 1997	23-41	333
Blake Decker, vs. Fresno State, 2014	29-40	332
Jarrold Jackson, vs. BYU, 2005	31-52	329
Jason Thomas, vs. Wyoming, 2002	20-25	329
Omar Clayton, vs. Nevada, Reno, 2008	18-38	327
Glenn Carano, vs. South Dakota, 1976	21-43	327
Johnny Stanton, vs. BYU, 2017	20-33	325
Larry Gentry, at Utah, 1980	18-34	325
Sam King, at Fresno State, 1979	17-29	325
Glenn Carano, vs. Nevada, Reno, 1976	15-30	325
Rocky Hinds, vs. Idaho State, 2006	24-42	322
Omar Clayton, at BYU, 2008	26-40	321
Glenn Carano, vs. Weber State, 1975	18-33	320
Blake Decker, vs. Boise State, 2015	29-50	357
Blake Decker, at Northern Illinois, 2015	21-39	319
Randall Cunningham, vs. Utah State, 1983	19-35	319
Mike Clausen, at San Diego State, 2008	26-40	316
Jon Denton, at BYU, 1996	24-36	314
Randall Cunningham, vs. SMU, 1984	23-37	314
Randall Cunningham, at San Jose State, 1983	22-36	313
Sam King, vs. Air Force, 1981	26-40	311
Cameron Friel, at UTSA, 2021	25-37	307
Kurt Nantkes, vs. Toledo, 2003	27-41	308
Jared Brown, at Central Michigan, 1994	23-49	306
Randall Cunningham, at San Diego State, 1982	19-42	306
Justin Rogers, vs. San Diego State, 2021	15-21	305
Omar Clayton, vs. Colorado State, 2007	23-36	304
Jason Thomas, vs. Northwestern, 2001	18-39	304
Randall Cunningham, at Washington State, 1983	22-42	296
Shane Steichen, vs. New Mexico, 2006	18-30	295
Jon Denton, vs. Illinois State, 1997	21-30	295
Caleb Herring, at New Mexico, 2013	24-34	293
Jon Denton, vs. Wisconsin, 1996	20-39	293
Derek Stott, at Pacific, 1990	21-29	293
Nick Sherry, vs. New Mexico, 2012	17-27	289
Bob Stockham, at San Jose State, 1993	18-33	289
Sam King, vs. New Mexico, 1979	17-32	289
Greg Van Houton, vs. Nebraska-Omaha, 1976	18-26	289
Doug Brumfield, at Hawaii, 2022	23-37	288
Randall Cunningham, at Pacific, 1984	26-35	288
Derek Stott, at San Jose State, 1989	16-30	286
Jared Brown, vs. New Mexico State, 1995	24-50	285
Randall Cunningham, at Oregon State, 1983	17-28	285
Cameron Friel, at UNR, 2021	27-41	283
Kurt Nantkes, vs. Utah State, 2004	20-35	283
Randall Cunningham, at Colorado State, 1982	14-28	281
Kenyon Oblad, at Colorado State, 2019	22-39	280

*Bowl Game • Active Players In **Bold** • #NCAA FBS Record



100-YARD RUSHERS

OPPONENT ATT YDS AVG TD

LEXINGTON THOMAS (18)				
at Idaho, 9/9/17	17	190	11.2	3
vs. Utah State, 10/21/17	19	161	8.5	2
vs. Idaho, 9/24/16	19	160	8.4	2
vs. Howard, 9/2/17	21	151	7.2	2
vs. San Jose State, 9/30/17	18	146	8.1	2
vs. Idaho State, 9/26/15	9	139	15.4	1
at USC, 9/1/18	14	136	9.7	2
at San Diego State, 11/10/18	21	133	6.3	2
at Hawai'i, 11/17/18	28	129	4.6	2
vs. UTEP, 9/8/18	17	127	7.5	2
at New Mexico, 11/17/17	18	127	7.1	2
vs. Prairie View A&M, 9/15/18	30	120	4.0	1
vs. Hawai'i, 11/7/15	17	120	7.0	1
at Colorado State, 11/14/15	11	118	10.7	1
at Central Michigan, 9/17/16	17	113	6.6	1
at UCLA, 9/10/16	19	112	5.9	1
vs. Air Force, 10/19/18	20	108	5.4	2
at Hawai'i, 10/15/16	21	102	4.9	1

MIKE THOMAS (17)

at Santa Clara, 11/3/73	30	314	10.5	2
vs. Boise State, 10/19/74	33	266	8.1	2
vs. Prairie View A&M, 10/12/74	19	245	12.9	4
vs. Wisconsin-Milwaukee, 10/20/73	25	236	9.4	4
vs. Northern Arizona, 11/10/73	29	204	7.0	3
vs. Cal State Los Angeles, 9/15/73	28	183	6.5	2
vs. Santa Clara, 10/5/74	18	157	8.7	2
vs. Hawaii, 10/26/74	21	156	7.4	3
vs. Louisiana-Monroe, 10/6/73	17	149	8.8	2
vs. Boise State, 10/13/73	31	148	4.8	3
vs. Montana, 9/28/74	31	141	4.5	2
vs. Utah State, 9/29/73	34	137	4.0	0
at Weber State, 9/14/74	26	135	5.2	2
at Northern Arizona, 9/21/74	13	124	9.5	1
at Nevada, Reno, 11/17/73	30	120	4.0	0
vs. Nevada, Reno, 11/16/74	25	118	4.7	0
vs. State Coll. of Arkansas, 9/8/73	15	109	7.3	1

TIM CORNETT (16)

at Air Force, 11/21/13	36	220	6.1	0
at New Mexico, 9/28/13	25	179	7.2	3
vs. Hawai'i, 10/12/13	29	162	5.6	2
vs. Northern Arizona, 9/8/12	25	141	5.6	1
vs. San Diego State, 11/26/11	15	136	9.1	2
at San Diego State, 10/27/12	19	129	6.8	1
vs. Nevada, Reno, 10/13/12	20	129	6.5	1
vs. Minnesota, 8/30/12	25	127	5.1	2
at Nevada, Reno, 10/26/13	26	122	4.7	1
vs. Utah State, 11/9/13	29	115	4.0	1
vs. Air Force, 9/22/12	17	114	6.7	1
at Louisiana Tech, 10/6/12	23	111	4.8	0
vs. New Mexico, 11/3/12	9	107	11.9	1
vs. Hawaii, 9/17/11	11	106	9.6	2
at Air Force, 11/19/11	19	104	5.5	0
at Colorado State, 11/10/12	20	102	5.1	0

CHARLES WILLIAMS (15)

vs. Hawai'i, 11/13/21	38	266	7.0	3
vs. Utah State, 10/16/21	27	221	8.2	3
vs. San Jose State, 11/22/19	27	186	6.9	3
vs. Eastern Washington, 9/2/21	27	172	6.4	2
vs. Arkansas State, 9/7/19	19	168	8.8	1
vs. Fresno State, 10/1/16	18	153	8.5	1
at Hawaii, 12/12/20	22	148	6.7	2
at Northwestern, 9/14/19	16	144	9.0	2
vs. Southern Utah, 8/31/19	15	143	9.5	3
at San Jose State, 10/29/16	22	141	6.4	1
at UNR, 11/30/19	20	138	6.9	1

at Air Force, 11/26/21	16	137	8.6	2
vs. Fresno State, 11/3/18	16	121	7.6	0
vs. San Diego State, 10/26/19	19	113	5.9	0
at Fresno State, 9/24/21	19	102	5.4	1

DOMINIQUE DORSEY (11)

vs. Utah State, 9/25/04	18	189	10.5	1
vs. Wyoming, 11/06/04	34	181	5.3	0
at Nevada, Reno, 10/06/01	18	180	10.0	1
at Utah, 10/23/04	24	179	7.5	2
vs. Nevada, Reno, 10/02/04	21	141	6.7	0
at Tennessee, 9/05/04	18	121	6.7	1
vs. Hawaii, 9/19/03	25	111	4.4	1
vs. New Mexico, 10/16/04	18	110	6.1	0
vs. Air Force, 11/16/02	11	101	9.2	0
vs. Wyoming, 11/02/02	7	101	14.4	1
at Wisconsin, 9/13/03	26	100	3.8	0

KIRK JONES (10)

at Long Beach State, 10/6/84	16	133	8.3	0
vs. Tennessee Tech, 9/7/85	17	129	7.6	3
at Cal State Fullerton, 10/19/85	18	123	6.8	0
vs. Pacific, 10/12/85	21	120	5.7	0
at Pacific, 10/20/84	8	118	6.6	0
at Washington State, 9/6/86	19	116	6.1	1
vs. Idaho State, 10/13/84	23	115	5.0	2
vs. Portland State, 9/13/86	18	111	6.2	2
at San Diego State, 11/3/84	20	109	5.5	1
vs. Wichita State, 9/22/84	12	104	8.7	0

MACK GILCHRIST (10)

at UC Riverside, 10/10/70	27	147	5.4	0
vs. Hawaii, 11/7/70	29	136	4.7	0
vs. Hiram Scott, 11/15/69	23	121	5.3	0
vs. Cal Tech, 10/26/68	7	116	16.6	0
at Northern Utah State, 10/4/69	18	108	6.0	0
vs. Santa Clara, 10/11/69	17	108	6.4	0
vs. LaVerne, 9/27/69	22	107	4.9	0
at Cal State Fullerton, 10/22/70	20	106	5.3	0
vs. Southern Utah State, 9/19/70	27	105	3.9	0
vs. Montana State, 11/14/70	20	103	5.2	0

JOE HARO (9)

at Wyoming, 10/27/01	22	226	10.3	2
vs. Colorado State, 10/20/01	30	146	4.9	2
vs. San Diego State, 10/13/01	23	136	5.9	0
at Arkansas, 8/30/01	24	131	5.5	0
at Colorado State, 11/30/02	14	126	9.0	0
at San Diego State, 10/26/02	14	110	7.9	0
at Toledo, 09/21/02	10	108	10.8	1
vs. Kansas, 09/07/02	14	105	7.5	1
vs. Northwestern, 9/7/01	25	104	4.2	1

ICKEY WOODS (9)

vs. Pacific, 11/21/87	37	265	7.2	1
at New Mexico State, 11/14/87	28	208	7.4	1
vs. Long Beach State, 11/7/87	37	200	5.4	1
at San Jose State, 10/24/87	25	197	7.9	0
vs. Northern Illinois, 11/28/87	35	186	5.3	3
at Cal State Fullerton, 10/17/87	14	115	8.2	1
vs. Baylor, 9/19/87	11	114	10.4	0
vs. Nevada, Reno, 10/3/87	18	114	6.3	1
at Fresno State, 10/31/87	25	112	4.5	1

MICHAEL MORTON (9)

vs. New Mexico, 9/12/81	23	167	7.3	1
vs. Tennessee State, 11/9/79	17	161	9.5	1
vs. New Mexico, 10/13/79	18	152	8.4	1
at New Mexico, 11/1/80	9	146	16.2	2
vs. BYU, 12/2/78	27	145	5.4	2
at Fresno State, 11/7/81	15	133	8.9	2
at Colorado State, 9/27/80	11	130	11.8	2

vs. Northern Colorado, 10/6/79	14	117	8.4	1
vs. Texas-El Paso, 11/18/78	13	102	7.8	0

JEREMI RUDOLPH (8)

at Hawaii, 12/2/00	26	159	6.1	1
at Wyoming, 10/9/99	32	149	4.7	0
at Nevada, Reno, 10/2/99	20	120	6.0	0
at Utah, 11/4/00	16	110	6.9	1
at Ole Miss, 10/28/00	17	107	6.3	1
vs. New Mexico, 11/11/00	19	106	5.6	0
vs. Nevada, Reno, 10/7/00	13	103	7.9	0
vs. Wyoming, 10/21/00	11	102	9.3	1

RAYMOND STRONG (8)

vs. Weber State, 10/15/77	23	239	10.4	2
vs. Nevada, Reno, 11/20/76	10	204	20.4	0
at Nevada, Reno, 11/19/77	18	151	8.4	2
vs. Cal Poly SLO, 10/30/76	16	129	8.1	0
at Northern Arizona, 10/23/76	23	121	5.3	0
vs. North Dakota, 11/12/77	16	110	6.9	0
vs. Nebraska-Omaha, 10/16/76	12	110	9.2	0
vs. Cal State Fullerton, 10/29/77	22	104	4.7	1

FRANK "THE TANK" SUMMERS (7)

vs. Utah, 9/22/07	29	190	6.6	2
vs. San Diego State, 11/10/07	26	187	7.2	0
at Nevada, Reno, 9/29/07	24	120	5.0	1
at Colorado State, 10/4/08	20	109	5.5	1
vs. Iowa State, 9/20/08	27	109	4.0	1
at Arizona State, 9/13/08	22	103	4.7	0
at Air Force, 10/6/07	25	100	4.0	1

OMAR LOVE (7)

vs. San Jose State, 10/31/92	20	144	7.2	1
at Utah State, 11/9/92	20	123	6.2	1
vs. Central Michigan, 9/18/93	27	117	4.3	1
at Central Michigan, 9/10/94	28	110	3.9	1
vs. Montana State, 11/21/92	16	105	6.6	1
vs. Cal State Northridge, 10/9/93	21	103	4.9	2
vs. BYU, 10/12/96	16	102	6.4	0

ARMANI ROGERS - QB (6)

at New Mexico, 11/17/17	25	193	7.7	1
at Arkansas State, 9/22/18	26	181	7.0	1
at Air Force, 10/14/17	16	148	9.3	1
vs. Prairie View A&M, 9/15/18	17	122	7.2	4
vs. Southern Utah, 8/31/19	11	114	10.4	2
vs. UTEP, 9/8/18	10	103	10.3	0

SHANNON (McLEAN) WILSON (6)

vs. Arkansas State, 9/9/95	35	200	5.0	2
vs. Texas-El Paso, 9/12/92	30	187	6.2	0
vs. Northern Arizona, 9/19/92	29	159	5.5	1
vs. North Texas, 11/4/95	19	126	6.6	0
at Eastern Michigan, 9/16/95	29	126	4.5	0
vs. Nevada, Reno, 10/17/92	21	122	5.8	1

TOMMY JACKSON (6)

at Pacific, 10/8/88	33	192	5.8	3
vs. Ohio University, 9/24/88	26	164	6.3	1
vs. New Mexico State, 10/15/88	25	158	6.3	0
at Utah State, 11/5/88	24	121	5.0	1
vs. Weber State, 9/9/89	21	104	4.9	0
at Long Beach State, 11/26/88	15	100	6.7	1

LEON WALKER (6)

vs. Texas-El Paso, 11/18/78	16	179	11.2	1
vs. Idaho, 10/7/78	8	136	17.0	1
vs. Hawaii, 10/14/78	16	125	7.8	1
vs. BYU, 11/2/78	19	112	5.9	0
vs. Cal State Fullerton, 11/25/78	8	108	13.5	0
at Wyoming, 10/27/79	17	101	5.9	0

*Bowl Game • Active Players In Bold

100-YARD RUSHERS



LARRY CROOM (5)
 at Colorado State, 11/30/02 20 222 11.1 1
 at Wyoming, 11/29/03 20 146 7.3 0
 at Kansas, 9/6/03 15 128 8.5 2
 vs. Utah, 10/18/03 21 114 5.4 0
 vs. Wyoming, 11/02/02 13 108 8.3 1

SHAQUILLE MURRAY-LAWRENCE (4)
 at BYU, 11/15/14 20 143 7.2 1
 vs. Nevada, Reno, 11/29/14 21 135 6.4 1
 vs. New Mexico, 11/1/14 20 125 6.3 2
 at Minnesota, 8/29/13 4 108 27.0 0

KEVIN BROWN (4)
 at Hawaii, 12/2/00 19 139 7.3 0
 at Colorado State, 10/14/00 17 134 7.9 0
 vs. Nevada, Reno, 10/7/00 16 104 6.5 1
 vs. North Texas, 9/16/00 9 103 11.4 0

JAMES WOFFORD (4)
 vs. Wyoming, 10/17/98 28 184 6.6 1
 vs. San Jose State, 11/22/97 28 170 6.1 1
 at Ole Miss, 10/28/00 10 138 13.8 1
 at Rice, 11/14/98 22 114 5.2 1

COURY HANKINS (4)
 at Fresno State, 10/25/97 21 125 6.0 2
 vs. Hawaii, 9/20/97 29 125 4.3 0
 vs. Illinois State, 9/27/97 19 118 6.2 0
 vs. Colorado State, 11/1/97 13 104 8.0 0

AIDAN ROBBINS (3)
 vs. North Texas, 9/17/22 29 227 7.8 3
 vs. Fresno State, 11/11/22 26 146 5.6 1
 at San Diego State, 11/5/22 21 115 5.4 0

DIONZA BRADFORD (3)
 at New Mexico 11/12/11 20 152 7.6 1
 vs. Colorado State, 10/29/11 21 122 5.8 1
 at Wyoming, 10/15/11 22 104 4.7 0

JASON THOMAS - QB (3)
 at Hawaii, 12/2/00 10 126 12.6 2
 at Iowa State, 9/9/00 21 107 5.1 1
 at Arkansas, 8/30/01 12 103 8.6 0

DeJOHN BRANCH (3)
 vs. Nevada, Reno, 11/19/94 26 161 6.2 2
 vs. *Central Michigan, 12/15/94 13 125 9.6 0
 vs. Hawaii, 10/19/97 11 112 10.2 0

HUNKIE COOPER (3)
 vs. Oregon State, 9/14/91 18 165 9.2 1
 at Pacific, 9/29/90 14 132 9.4 2
 vs. Fresno State, 11/3/90 22 100 4.5 1

MARVIN EASTMAN (3)
 at Pacific, 9/29/90 21 132 6.3 3
 vs. New Mexico State, 9/23/89 23 125 5.4 1
 at New Mexico State, 10/13/90 25 113 4.5 1

KYLE TOOMER (3)
 vs. Long Beach State, 11/4/89 20 143 7.2 2
 at Fresno State, 10/28/89 16 122 7.6 1
 vs. Utah State, 11/18/89 22 121 5.5 2

ROD EMERY (3)
 at Long Beach State, 11/22/86 28 143 5.1 1
 at New Mexico State, 11/15/86 24 125 5.2 2
 vs. North Texas State, 11/1/86 25 123 4.9 0

TONY LEWIS (3)
 vs. San Jose State, 9/8/84 19 115 6.1 0
 at Long Beach State, 10/6/84 17 112 6.6 0
 vs. Wichita State, 9/22/84 13 111 8.5 1

KEYVAN JENKINS (3)
 at Fresno State, 11/5/83 13 153 11.8 1
 at New Mexico, 11/1/80 5 107 21.4 1
 vs. New Mexico, 9/12/81 5 104 20.8 1

ERICK JACKSON (2)
 vs. Colorado State, 11/19/05 18 101 5.6 1
 vs. San Diego State, 10/8/05 29 109 3.8 0

TONY BURTON (2)
 vs. North Texas, 11/4/95 29 177 6.1 1
 at Nevada, Reno, 10/28/95 15 137 9.1 2

ROBERT GI (2)
 at Louisiana Tech, 11/6/93 36 134 3.7 0
 at San Jose State, 11/13/93 27 105 3.8 0

DEREK BLACK (2)
 at Cal State Fullerton, 10/12/91 25 128 5.1 1
 at New Mexico, 9/21/91 27 125 4.6 0

DARIN BRIGHTMON (2)
 vs. Pacific, 10/7/89 22 211 9.6 2
 vs. New Mexico State, 9/23/89 11 183 16.6 2

ROY CALLAHAN (2)
 vs. Idaho State, 11/23/74 15 113 7.5 2
 vs. Nevada, Reno, 11/16/74 15 102 6.8 1

LARRY HODGES (2)
 vs. Saint Mary's, 9/14/68 24 144 6.0 0
 at Azusa-Pacific, 9/21/68 20 115 5.8 0

DOUG BRUMFIELD - QB (1)
 vs. North Texas, 9/17/22 13 100 8.3 2

COURTNEY REESE - (1)
 at Notre Dame, 10/22/22 11 142 12.9 0

CHAD MAGYAR - (1)
 at Vanderbilt, 10/12/19 22 116 5.3 1

MAX GILLIAM - QB (1)
 vs. Fresno State, 11/7/20 16 139 8.7 1

KURT PALANDECH - QB (1)
 vs. Wyoming, 11/12/16 16 157 9.8 1

DALTON SNEED - QB (1)
 vs. Fresno State, 10/1/16 15 147 9.8 1

JOHNNY STANTON - QB (1)
 vs. Idaho, 9/24/16 18 131 7.3 0



"Jersey" Joe Haro

XZAVIAR CAMPBELL (1)
 vs. Idaho State, 9/26/15 9 139 15.4 2

KEITH WHITELY (1)
 vs. Hawaii, 11/7/15 21 124 5.9 1

BRADLEY RANDLE (1)
 vs. New Mexico, 11/3/12 12 113 9.4 2

CHANNING TROTTER (1)
 vs. Sacramento State, 9/5/09 16 102 6.4 3

OMAR CLAYTON - QB (1)
 vs. Colorado State, 10/20/07 19 135 7.1 0

TRAVIS DIXON - QB (1)
 at Utah State, 8/30/07 22 129 5.9 1

DAVID PEEPLES (1)
 vs. Nevada, Reno, 9/30/06 15 106 7.1 0

SHANE STEICHEN - QB (1)
 vs. Idaho, 9/10/05 17 104 6.1 1

DAHRIN FOOTMAN (1)
 vs. Nevada, Reno, 10/3/98 13 154 11.8 1

DEREK STOTT - QB (1)
 vs. Pacific, 11/23/91 15 103 6.9 0

MATT WILLS (1)
 vs. New Mexico State, 11/16/91 22 137 6.2 0

WILLIE RUSSELL (1)
 at Northern Illinois, 10/21/89 14 114 8.1 0

ARTIS CARHEE (1)
 at New Mexico, 11/1/80 7 102 14.6 2

MEL CARVER (1)
 vs. Hawaii, 11/15/80 11 115 10.5 0

ROY CROUSE (1)
 vs. Cal State Fullerton, 10/4/80 16 100 6.3 2

DARALL MOORE (1)
 at Montana, 9/27/75 29 155 5.3 0

KEVIN COLE (1)
 vs. Prairie View A&M, 10/12/74 17 124 7.5 0

MIKE KELLY (1)
 vs. South Dakota State, 11/9/74 18 109 6.1 1

HENRY MELTON (1)
 vs. New Mexico Highlands, 11/2/74 18 221 12.3 4

STEVE MATAUSEK (1)
 at Santa Clara, 11/3/73 5 100 20.0 0

CHARLES COOPER (1)
 vs. Montana State, 11/14/70 10 103 10.3 0

GEORGE SAPHIRE (1)
 vs. LaVerne, 9/27/69 15 113 7.5 0

ROB HAYNES (1)
 vs. Cal Tech, 10/26/68 5 101 20.2 0



100-YARD RECEIVERS

OPPONENT REC YDS AVG TD

DEVONTE BOYD (14)					
at San Jose State, 10/29/16	6	136	22.7	0	
vs. Jackson State, 9/1/16	4	135	33.8	3	
at Colorado State, 11/14/15	8	131	16.4	0	
at Utah State, 10/25/14	6	128	21.3	1	
vs. Wyoming, 11/12/16	10	127	12.7	0	
at Wyoming, 11/28/15	6	122	20.3	1	
vs. Hawaii, 11/7/15	6	120	20.0	1	
vs. Boise State, 10/31/15	10	116	11.6	0	
vs. New Mexico, 11/1/14	11	108	9.8	0	
at Northern Illinois, 9/5/15	5	107	21.4	1	
vs. San Jose State, 9/30/17	5	105	21.0	0	
vs. Howard, 9/2/17	4	105	26.3	1	
at Idaho, 9/9/17	2	103	51.5	1	
at Arizona, 11/8/14	8	100	12.5	0	

RYAN WOLFE (12)

vs. New Mexico, 10/14/06	9	176	19.6	2	
vs. Nevada, Reno, 9/27/08	8	167	20.9	1	
at Air Force, 10/6/07	10	164	16.4	0	
vs. Idaho State, 9/2/06	6	160	26.7	1	
at San Diego State, 11/22/08	11	144	13.1	2	
at BYU, 10/25/08	10	136	13.6	1	
at Colorado State, 10/7/06	11	135	12.3	1	
vs. Hawaii, 9/19/09	9	130	14.4	0	
at New Mexico, 10/24/09	11	118	10.7	1	
vs. Air Force, 11/24/06	6	108	18.0	0	
vs. Utah State, 8/30/08	7	103	14.7	2	
vs. New Mexico, 11/8/08	7	100	14.3	0	

DEVANTE DAVIS (11)

at Louisiana Tech, 10/6/12	8	186	23.3	1	
vs. San Diego State, 11/30/13	8	171	21.4	4	
at New Mexico, 9/28/13	10	164	16.4	3	
vs. Hawaii, 11/22/14	5	163	32.6	1	
vs. Northern Illinois 9/13/14	6	150	25.0	2	
vs. New Mexico, 11/3/12	7	145	20.7	1	
vs. Hawaii, 10/12/13	8	141	17.6	0	
vs. Central Michigan, 9/14/13	7	140	20.0	3	
at Nevada, Reno, 10/26/13	8	121	15.1	2	
vs. Air Force, 11/8/14	6	114	14.3	1	
at Arizona, 8/29/14	8	100	12.5	0	

LEN WARE (8)

vs. San Diego State, 11/16/96	7	200	28.6	2	
at San Jose State, 11/22/97	7	150	21.4	0	
at Northwestern, 9/5/98	8	136	17.0	1	
at Air Force, 9/13/97	4	121	30.3	1	
vs. TCU, 10/11/97	5	117	23.4	0	
vs. TCU, 11/21/98	4	116	29.0	1	
vs. Hawaii, 9/20/97	8	108	13.5	1	
vs. Illinois State, 9/27/97	7	105	15.0	2	

RANDY GATEWOOD (8)

vs. Idaho, 9/17/94	23	363	15.8	1	
vs. Utah State, 10/23/93	9	134	14.8	0	
vs. New Mexico State, 10/30/93	7	130	18.6	1	
at Central Michigan, 9/10/94	9	126	14.0	1	
at Eastern Michigan, 9/3/94	7	121	17.3	1	
vs. Louisiana, 11/20/93	8	108	13.5	1	
vs. San Jose State, 10/29/94	6	105	17.5	0	
vs. *Central Michigan, 12/15/94	6	104	17.3	1	

JIM SANDUSKY (8)

at Hawaii, 10/31/81	9	189	21.0	2	
at BYU, 10/10/81	8	161	20.1	1	
vs. Long Beach State, 9/26/81	7	149	21.3	0	
vs. West Texas State, 9/19/81	6	134	22.3	1	
vs. New Mexico, 9/12/81	4	124	31.0	0	
vs. Utah, 10/24/81	6	120	20.0	1	
vs. San Diego State, 11/14/81	7	119	17.0	1	
at Texas-El Paso, 11/28/81	6	116	19.3	0	

EARVIN JOHNSON (7)

vs. New Mexico, 10/16/04	6	144	24.0	2	
vs. New Mexico, 10/12/02	8	141	17.6	0	
at Colorado State, 11/30/02	12	132	11.0	2	
at Brigham Young, 10/19/02	8	121	15.1	0	
at Nevada, Reno, 10/4/03	10	114	11.4	0	
vs. BYU, 10/25/03	7	108	15.4	1	
vs. Wyoming, 11/6/04	8	107	13.4	2	

DAMON WILLIAMS (7)

vs. Wyoming, 9/28/96	9	167	18.6	0	
at USC, 10/4/97	11	165	15.0	0	
vs. Fresno State, 10/26/96	5	132	26.4	0	
vs. San Diego State, 11/16/96	4	112	28.0	1	
vs. Wisconsin, 9/14/96	8	104	13.0	0	
vs. Colorado State, 11/1/97	8	100	12.5	0	
at TCU, 11/2/96	5	100	20.0	0	

KEENAN McCARDELL (7)

vs. Long Beach State, 11/4/89	7	157	22.4	1	
at Houston, 9/8/90	8	144	18.0	0	
at Nevada, Reno, 11/11/89	6	137	22.8	0	
at Utah State, 10/27/90	10	137	13.7	1	
at San Jose State, 11/25/89	8	131	16.4	2	
at Long Beach State, 11/17/90	9	124	13.8	1	
at Oregon State, 9/15/90	6	109	18.2	3	

SAM GREENE (7)

at Utah, 9/20/80	8	168	21.0	2	
at Wyoming, 10/27/79	5	135	27.0	0	
at San Diego State, 11/11/80	7	135	19.3	3	
vs. New Mexico, 10/13/79	4	130	32.5	1	
vs. Lamar, 11/23/79	5	107	21.4	1	
at Hawaii, 9/29/79	5	107	21.4	0	
vs. Tennessee State, 11/9/79	7	106	15.1	3	

HENRY BAILEY (6)

vs. Idaho, 9/17/94	9	159	17.7	4	
vs. San Jose State, 10/31/92	6	151	25.2	2	
at Cal State Fullerton, 10/12/91	4	151	37.8	1	
at Oregon, 9/26/92	5	129	25.8	1	
at New Mexico State, 10/10/92	5	105	21.0	1	
at *Central Michigan, 12/15/94	5	101	20.2	1	

DEMOND THOMPkins (6)

vs. Cal State Fullerton, 11/28/92	9	212	23.5	2	
at Hawaii, 10/24/92	11	201	18.3	2	
at San Jose State, 11/13/93	9	188	20.8	2	
vs. Utah State, 10/23/93	9	185	20.5	0	
vs. New Mexico State, 10/30/93	7	120	17.1	1	
vs. Montana State, 11/21/92	4	103	25.8	1	

CARLOS BAKER (5)

at San Jose State, 11/23/96	10	168	16.8	1	
at San Jose State, 10/14/95	7	154	22.0	0	
vs. Air Force, 9/12/98	6	114	19.0	1	
at Nevada, Reno, 10/28/95	5	114	22.0	0	
vs. New Mexico State, 11/18/95	7	111	15.8	1	

GEORGE THOMAS (5)

vs. Cal State Fullerton, 9/27/86	6	197	32.8	2	
at New Mexico State, 11/15/86	6	161	26.8	2	
at San Jose State, 10/24/87	7	124	17.7	2	
vs. Long Beach State, 9/28/85	5	106	21.2	2	
at New Mexico State, 11/14/87	6	101	16.8	1	

DARALL HAMBRICK (5)

at Pacific, 10/2/82	8	178	22.3	0	
vs. Cal State Fullerton, 11/27/82	10	160	16.0	2	
vs. Texas-El Paso, 10/9/82	5	116	23.2	1	
at New Mexico, 9/18/82	9	112	12.4	1	
vs. San Jose State, 10/30/82	5	104	20.8	0	

GREG BROWN (5)

at Idaho State, 9/26/70	8	163	20.4	0	
vs. Santa Clara, 10/9/71	6	132	22.0	0	
vs. Oregon Tech, 10/3/70	5	116	23.2	0	
vs. Hawaii, 11/7/70	5	113	22.6	0	
vs. Cal State Los Angeles, 10/17/70	7	106	15.1	0	



Ryan Wolfe

100-YARD RECEIVERS



PHILLIP PAYNE (5)

vs. Southern Utah, 9/24/11	13	175	13.5	1
vs. Nevada, Reno, 10/2/10	8	170	21.3	0
vs. Air Force, 10/18/08	6	124	20.7	1
at Nevada, Reno, 10/3/09	10	112	11.2	0
vs. San Diego State, 11/28/09	5	107	21.4	1

KYLE WILLIAMS (5)

at Hawaii, 12/12/20	10	144	14.4	1
at New Mexico, 11/6/21	7	137	19.6	1
vs. San Jose State, 10/21/21	7	117	16.7	0
at Hawaii, 11/19/22	5	111	22.2	0
at San Jose State, 11/14/20	9	110	12.2	1

STEVE JENKINS (4)

vs. San Diego State, 11/19/21	5	176	35.2	0
at Nevada, Reno, 11/30/19	5	140	28.0	2
at Nevada, Reno, 10/29/21	12	133	11.1	1
at UTSA, 10/2/21	5	114	22.8	1

CASEY FLAIR (4)

vs. Wisconsin, 9/8/07	10	12	12.6	1
at Wyoming, 10/27/07	10	121	12.1	1
at Colorado State, 10/7/06	8	100	12.5	0
vs. Air Force, 11/24/06	8	100	12.5	1

NATE TURNER (4)

at San Diego State, 11/25/00	11	158	14.4	1
at Iowa State, 9/9/00	6	140	23.3	2
vs. *Arkansas, 12/21/00	8	126	15.8	2
vs. Air Force, 9/30/00	9	102	11.3	0

BRIAN HARRIS (4)

vs. Nebraska-Omaha, 10/16/76	8	154	19.3	0
at Weber State, 9/25/76	7	144	20.6	0
vs. Troy State, 9/17/77	9	136	15.1	0
at Boise State, 9/24/77	6	110	18.3	0

TROY MASON (3)

vs. Air Force, 9/30/00	4	122	30.5	0
vs. Northwestern, 9/7/01	7	106	15.1	0
at BYU, 9/23/00	5	102	20.4	0

TODD FLOYD (3)

vs. San Jose State, 11/22/97	5	125	25.0	0
at TCU, 11/2/96	4	109	27.3	1
at Nevada, Reno, 9/6/97	11	100	9.1	0

HENRY VEREEN (3)

at Idaho, 11/5/77	7	181	25.9	2
vs. Northern Arizona, 10/1/77	4	172	43.0	2
vs. Nevada, Reno, 11/20/76	4	140	35.0	0

RANDAL GRIMES (2)

vs. San Jose State, 11/22/19	6	130	21.7	1
vs. San Diego State, 10/26/19	5	121	24.2	1

TYLEEK COLLINS (2)

at San Jose State, 10/27/18	9	170	18.9	4
at Utah State, 10/13/18	4	139	34.8	1

DARREN WOODS JR. (2)

at New Mexico, 11/17/17	4	114	28.5	0
at San Diego State, 11/10/18	4	100	25.0	0

MARCUS SULLIVAN (2)

vs. Washington State, 9/14/12	6	136	22.7	2
vs. Hawai'i, 10/12/13	11	113	10.3	0

MICHAEL J. JOHNSON (2)

vs. New Mexico, 9/25/10	8	138	17.3	3
at BYU, 10/10/09	6	113	18.8	1

MICHAEL JOHNSON (2)

vs. Northwestern, 9/7/01	8	174	21.8	2
at Toledo, 09/21/02	8	109	13.6	0

JOHN MA'AE (2)

at Pacific, 9/29/90	9	158	17.6	0
at New Mexico, 9/21/91	7	122	17.4	1

RICKIE WILLS (2)

vs. Tulsa, 10/29/88	3	154	51.3	1
at Long Beach State, 11/26/88	5	106	21.2	0

WAYMON ALDRIDGE (2)

vs. Cal State Fullerton, 11/27/82	9	181	20.1	2
at Pacific, 10/2/82	7	108	15.4	0

MICHAEL MORTON (2)

at BYU, 10/10/81	10	146	14.6	1
vs. Utah, 10/24/81	6	129	21.5	1

JEFF SPEK (2)

at Texas-El Paso, 11/28/81	8	206	25.8	1
at Fresno State, 11/7/81	12	181	15.1	1

MIKE HAVERTY (2)

vs. South Dakota, 9/18/76	8	156	19.5	0
vs. Nebraska-Omaha, 10/16/76	10	144	14.4	0

KURT SCHNABEL (2)

vs. Nebraska-Omaha, 10/11/75	5	130	26.0	0
vs. South Dakota State, 11/8/75	6	123	20.5	0

NATHANIEL HAWKINS (2)

at Idaho State, 9/26/70	7	173	24.7	0
vs. New Mexico Highlands, 10/30/71	7	125	17.9	0

RICKY WHITE (1)

vs. Idaho State 8/27/22	8	182	22.7	2
-------------------------	---	-----	------	---

NOAH BEAN (1)

at Fresno State 10/18/19	2	105	52.5	1
--------------------------	---	-----	------	---

AARON CRISWELL (1)

vs. Boise State, 10/31/15	6	105	17.5	0
---------------------------	---	-----	------	---

GREG ESTANDIA (1)

vs. Utah, 10/22/05	10	120	12.0	2
--------------------	----	-----	------	---

DONELL WHEATON (1)

at New Mexico, 9/3/05	9	137	15.2	1
-----------------------	---	-----	------	---

STEVEN COSTA (1)

vs. Wyoming, 11/2/02	5	102	20.4	1
----------------------	---	-----	------	---

LARRY CROOM (1)

vs. Nevada, Reno, 10/05/02	6	114	19.0	2
----------------------------	---	-----	------	---

ROD EMERY (1)

vs. Fresno State, 11/6/86	6	113	18.8	0
---------------------------	---	-----	------	---

GEORGE WILLIAMS (1)

at New Mexico State, 11/15/86	2	108	54.0	0
-------------------------------	---	-----	------	---

BYRON BROWN (1)

vs. SMU, 11/1/84	7	104	14.9	0
------------------	---	-----	------	---

TONY GLADNEY (1)

vs. Fresno State, 11/24/84	3	106	35.3	1
----------------------------	---	-----	------	---

REGGIE FARMER (1)

vs. Utah State, 10/22/83	6	130	21.7	3
--------------------------	---	-----	------	---

DARYL JOHNSON (1)

at Oregon State, 10/1/83	7	106	15.1	0
--------------------------	---	-----	------	---

KIRK JONES (1)

at Washington State, 9/24/83	9	100	11.1	0
------------------------------	---	-----	------	---

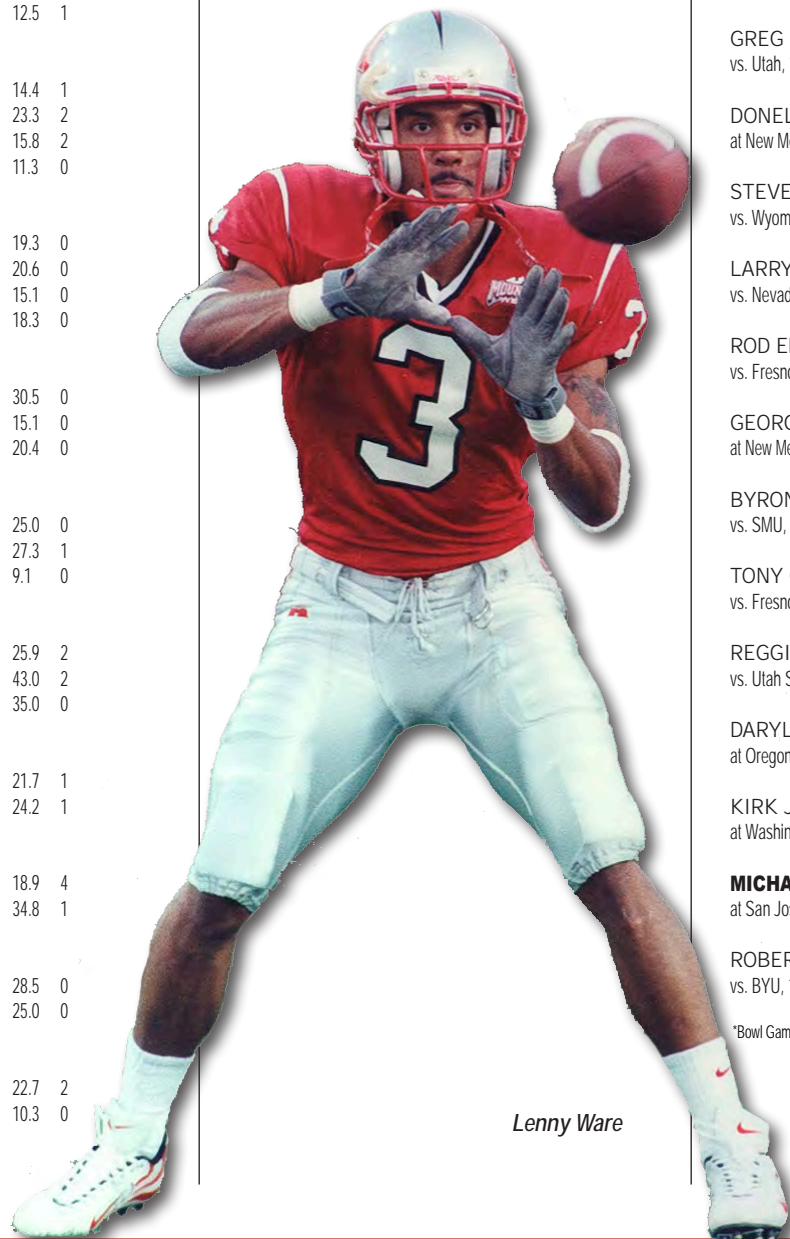
MICHAEL McDADE (1)

at San Jose State, 9/10/83	10	125	12.5	1
----------------------------	----	-----	------	---

ROBERT COBB (1)

vs. BYU, 11/29/80	8	110	13.8	0
-------------------	---	-----	------	---

*Bowl Game • Active Players in **Bold**



Lenny Ware

OPPONENT	CMP	ATT	YDS	TD	INT
RANDALL CUNNINGHAM (24)					
vs. Cal State Fullerton, 11/27/82	23	37	413	4	0
at Pacific, 10/2/82	26	46	413	1	0
vs. San Diego State, 10/27/83	19	25	347	3	0
vs. Utah State, 10/22/83	19	35	319	3	0
vs. SMU, 12/1/84	23	37	314	1	0
at San Jose State, 9/10/83	22	36	313	2	1
at San Diego State, 9/25/82	19	42	306	2	1
at Washington State, 9/24/83	24	42	296	2	3
at Pacific, 10/20/84	26	35	288	4	1
at Oregon State, 10/1/83	17	28	285	1	1
at Colorado State, 11/6/82	14	28	281	4	1
vs. Idaho State, 10/13/84	21	26	274	1	1
vs. *Toledo, 12/15/84	18	28	270	2	0
at Long Beach State, 11/13/82	22	40	266	0	2
vs. Pacific, 9/17/83	19	29	264	2	0
at Utah, 10/16/82	22	38	260	0	0
vs. San Jose State, 10/30/82	22	38	260	0	0
vs. Texas-El Paso, 10/9/82	17	34	251	2	0
at New Mexico, 9/18/82	19	44	246	2	0
at Utah State, 11/17/84	15	25	242	3	0
at Hawaii, 9/29/84	19	37	232	1	3
vs. Fresno State, 11/24/84	13	24	230	1	1
vs. Fresno State, 11/20/82	22	37	212	2	1
vs. Hawaii, 10/15/83	17	39	205	0	1

JON DENTON (17)					
vs. San Diego State, 11/16/96	27	53	503	4	0
vs. Wyoming, 9/28/96	32	46	486	3	2
at San Jose State, 11/23/96	33	61	432	4	3
vs. San Jose State, 11/22/97	26	44	401	5	3
at TCU, 11/2/96	26	47	382	3	1
at Southern California, 10/4/97	26	45	354	1	1
at San Diego State, 10/18/97	31	56	335	1	3
at Air Force, 9/13/97	23	41	333	2	0
at BYU, 10/12/96	24	36	314	3	1
vs. Illinois State, 9/27/97	21	30	293	3	0
vs. Wisconsin, 9/14/96	20	39	295	2	3
vs. Air Force, 9/7/96	25	45	275	0	2
at Nevada, Reno, 9/6/97	25	45	267	1	2
vs. TCU, 10/11/97	16	37	246	2	2
at Colorado State, 9/21/96	26	46	243	1	0
vs. Fresno State, 10/26/96	17	38	233	1	0
vs. Hawaii, 9/20/97	21	46	221	2	3

OMAR CLAYTON (16)					
vs. Hawaii, 9/19/09	28	43	340	3	2
vs. Nevada, Reno, 9/7/08	18	38	327	3	1
at BYU, 10/25/08	26	40	321	1	1
vs. Colorado State, 10/20/07	23	36	304	2	3
vs. San Diego State, 11/28/09	21	35	274	1	2
at Wyoming, 9/26/09	26	43	260	1	2
vs. BYU, 10/10/09	20	32	253	2	2
vs. Air Force, 10/18/08	19	30	251	2	0
vs. Iowa State, 9/20/08	15	21	235	3	0
vs. Air Force, 11/18/10	18	30	224	1	1
vs. Utah, 10/17/09	23	44	223	0	2
at Wyoming, 10/27/07	21	39	223	1	2
at Utah, 9/11/10	18	37	217	0	0
vs. Nevada, Reno, 10/2/10	14	23	214	1	1
vs. Sacramento State, 9/5/09	13	17	213	1	0
at New Mexico, 10/24/09	20	30	204	2	0

SAM KING (13)					
at Texas-El Paso, 11/28/81	23	33	476	1	0
at BYU, 10/10/81	31	57	473	2	4
at Hawaii, 10/31/81	30	47	439	3	2
vs. West Texas State, 9/19/81	20	28	340	1	1
at Fresno State, 11/7/81	27	52	340	1	2
at Fresno State, 11/3/79	17	29	325	4	0
vs. Air Force, 11/21/81	26	40	311	1	1
vs. New Mexico, 10/13/79	17	32	289	3	3
at Wyoming, 10/3/81	24	47	271	1	3
vs. Long Beach State, 9/26/81	15	26	246	2	0
vs. Utah, 10/24/81	15	27	246	2	0
vs. New Mexico, 9/12/81	10	19	234	1	1
vs. San Diego State, 11/14/81	20	34	232	2	2

BLAKE DECKER (11)					
vs. Northern Illinois, 9/13/14	24	42	397	1	3
vs. Boise State, 10/31/15	29	50	357	0	2
at San Diego State, 9/27/14	18	31	346	1	2
vs. Fresno State, 10/10/14	29	40	332	1	1
at Northern Illinois, 9/5/15	21	39	319	2	1
vs. New Mexico, 11/1/14	28	44	271	0	2
at Wyoming, 11/28/15	18	33	270	3	1

at Utah State, 10/25/14	22	38	267	2	2
vs. Air Force, 11/8/14	18	32	263	1	0
vs. Hawaii, 11/7/15	15	24	258	2	1
at Arizona, 11/8/14	22	41	252	1	1

GLENN CARANO (10)					
at Weber State, 9/25/76	24	37	359	2	1
vs. South Dakota, 9/18/76	21	43	327	3	1
vs. Nevada, Reno, 11/20/76	15	39	325	3	1
vs. Weber State, 11/15/75	18	33	320	0	0
vs. Northern Arizona, 11/1/75	19	31	267	0	0
at Akron, 11/27/76	19	42	241	0	3
vs. South Dakota State, 11/8/75	15	21	234	0	0
vs. Northern Iowa, 9/13/75	11	16	231	0	0
at Northern Arizona, 10/23/76	19	35	230	2	1
vs. Idaho State, 10/2/76	15	31	208	0	3

CALEB HERRING (9)					
vs. Hawaii, 10/12/13	34	56	385	1	1
at Nevada, Reno, 10/26/13	29	42	335	3	0
at New Mexico, 9/28/13	24	34	293	4	0
vs. San Diego State, 11/30/13	20	30	270	5	0
vs. Wyoming, 11/17/12	22	36	268	2	0
vs. Central Michigan, 11/14/13	24	28	266	3	0
vs. San Jose State, 11/2/13	26	49	265	2	2
vs. Utah State, 11/9/13	17	39	252	2	1
vs. Southern Utah, 9/24/11	23	41	223	1	3

DEREK STOTT (9)					
vs. Long Beach State, 11/4/89	18	23	344	3	0
at Pacific, 9/29/90	21	29	293	0	0
at San Jose State, 11/25/89	16	30	286	3	0
at Utah State, 10/27/90	22	44	279	1	2
at Fresno State, 10/26/91	12	24	236	1	1
vs. Cal State Fullerton 10/6/90	11	22	217	0	0
at Nevada, Reno, 11/11/89	16	33	212	1	2
at Cal State Fullerton, 10/12/91	9	21	209	1	1
at Houston, 9/8/90	14	27	207	0	0

BOB STOCKHAM (8)					
vs. Utah State, 10/23/93	25	48	425	1	3
vs. New Mexico State, 10/30/93	30	53	418	3	3
at San Jose State, 11/13/93	18	33	289	2	3
vs. Louisiana-Lafayette, 11/20/93	21	49	263	2	6
vs. San Jose State, 10/31/92	9	20	247	4	0
at Kansas State, 9/25/93	17	31	223	2	3
at Oregon, 9/26/92	15	31	220	1	0
at Texas-El Paso, 9/11/93	11	27	206	3	3

STEVE STALLWORTH (8)					
at Pacific, 10/11/86	21	35	269	0	2
vs. Louisiana-Lafayette, 10/26/85	19	40	267	1	2
at Wisconsin, 9/21/85	22	46	267	2	1
at Long Beach State, 11/22/86	14	20	233	2	0
vs. Long Beach State, 9/28/85	14	22	233	2	1
vs. Tennessee Tech, 9/7/85	16	26	212	1	0
at New Mexico State, 11/15/86	6	10	207	3	1
vs. North Texas State, 11/18/85	15	25	200	3	2

DOUG BRUMFIELD (7)					
vs. Idaho State, 8/27/22	21	25	356	4	0
at Hawaii, 11/19/22	23	37	288	1	1
vs. New Mexico, 9/30/22	24	33	233	0	1
at Utah State, 9/24/22	21	31	217	1	0
vs. North Texas, 9/17/22	21	27	211	2	0
at San Diego State, 11/5/22	17	27	207	1	2
at California, 9/10/22	18	33	206	1	1



Randall Cunningham

*Bowl Game • Active Players In **Bold**

200-YARD PASSERS



NICK SHERRY (7)

at Louisiana Tech, 10/6/12	22	46	378	4	1
vs. Washington State, 9/14/12	33	50	357	3	1
vs. New Mexico, 11/3/12	17	27	289	2	2
vs. Air Force, 9/22/12	23	32	250	1	1
vs. Nevada, Reno, 10/13/12	21	35	243	1	1
vs. Northern Arizona, 9/8/12	16	29	239	0	0
at Minnesota, 8/29/13	35	50	226	2	2

JASON THOMAS (7)

vs. Wyoming, 11/02/02	20	25	329	2	0
vs. Northwestern, 9/7/01	18	39	304	2	1
at San Diego State, 11/25/00	19	31	277	2	0
vs. Nevada, Reno, 10/05/02	16	35	262	2	0
vs. Air Force, 9/30/00	16	22	259	1	0
vs. *Arkansas, 12/21/00	12	17	217	3	0
at BYU, 9/23/00	11	17	202	0	1

KENYON OBLAD (6)

at Colorado State, 11/2/19	22	39	280	2	0
vs. Boise State, 10/5/19	24	55	262	2	1
at Fresno State, 10/18/19	16	34	257	3	3
vs. San Diego State, 10/26/19	21	39	255	2	0
at Nevada, Reno, 11/30/19	16	22	229	3	0
vs. San Jose State, 11/22/19	21	36	203	2	1

JARED BROWN (6)

at Central Michigan, 9/10/94	23	49	306	0	0
vs. New Mexico State, 11/18/95	24	50	285	3	2
vs. Idaho, 9/17/94	18	33	254	1	0
at Iowa State, 9/23/95	19	28	244	3	1
at Nevada, Reno, 10/28/95	17	42	230	0	0
at San Jose State, 10/14/95	13	24	203	2	2

MAX GILLIAM (5)

at San Jose State, 10/27/18	28	50	387	4	3
vs. Air Force, 10/19/18	26	38	261	3	1
at Utah State, 10/13/18	18	36	250	3	1
at San Diego State, 11/10/18	16	24	237	1	1
vs. Nevada, Reno, 10/31/20	27	40	207	2	0

ROCKY HINDS (5)

vs. Air Force, 11/24/06	26	34	351	2	0
vs. Idaho State, 9/2/06	24	42	322	1	0
at Utah, 10/28/06	25	35	232	2	2
at San Diego State, 11/11/06	20	39	211	1	2
at BYU, 10/21/06	16	32	205	1	3

SHANE STEICHEN (5)

vs. New Mexico, 10/14/06	18	30	295	5	2
at Utah State, 9/24/05	25	43	265	2	1
vs. Idaho, 9/10/05	22	34	250	2	1
at New Mexico, 9/3/05	18	30	227	2	1
vs. Wyoming, 11/06/04	20	34	223	4	2

LARRY GENTRY (5)

at Utah, 9/20/80	18	34	325	3	5
at Wyoming, 10/27/79	11	18	253	1	0
vs. Texas-El Paso, 10/18/80	17	23	225	5	2
at Colorado State, 9/27/80	9	16	218	4	1
at San Diego State, 10/11/80	14	28	207	4	2

KURT NANTKES (4)

vs. Toledo, 8/30/03	27	41	308	3	1
vs. Utah State, 9/25/04	20	35	283	1	4
at Nevada, Reno, 10/4/03	27	40	255	0	1
vs. Utah, 10/18/03	13	31	211	0	1

CAMERON FRIEL (4)

at UTSA, 10/2/21	25	37	307	1	1
at Nevada, Reno, 10/29/21	27	41	283	2	3
vs. San Jose State, 10/21/21	20	28	240	1	0
at New Mexico, 11/6/21	20	33	227	2	1

ARMANI ROGERS (3)

vs. Howard, 9/2/17	11	19	220	1	0
at New Mexico, 11/17/17	13	25	211	1	0
vs. San Jose State, 9/30/17	11	16	203	2	0

JOHNNY STANTON (3)

vs. BYU, 11/10/17	20	33	325	2	2
vs. Hawaii, 11/4/17	18	26	244	2	0
vs. Jackson State, 9/1/16	10	12	217	3	0

MIKE CLAUSEN (3)

vs. New Mexico, 11/8/08	17	34	203	2	0
at Nevada, Reno, 10/3/09	26	50	276	1	0
at San Diego State, 11/22/08	26	40	316	2	2

TRAVIS DIXON (3)

at Air Force, 10/6/07	23	37	274	0	0
vs. Wisconsin, 9/8/07	23	36	258	1	1
at Nevada, Reno, 9/29/07	17	37	249	1	1

JARROD JACKSON (3)

vs. Utah, 10/22/05	29	54	356	3	2
vs. BYU, 11/5/05	31	52	329	1	3
at Wyoming, 10/1/05	26	48	239	2	2

JASON DAVIS (3)

vs. Idaho, 9/17/94	30	46	381	4	1
vs. Eastern Michigan, 9/3/94	17	35	253	2	1
vs. Louisiana Tech, 10/8/94	17	37	210	3	1

JOHN MA'AE (3)

at Hawaii, 10/24/92	20	47	272	2	0
vs. Cal State Fullerton, 11/28/92	10	21	251	2	1
at New Mexico State, 10/10/92	14	34	206	1	1

GREG VAN NESS (3)

at Idaho, 11/5/77	27	40	473	4	0
vs. Troy State, 9/17/77	16	36	260	4	1
at Boise State, 9/24/77	19	43	215	0	2

JIM STARKES (3)

at Cal State Los Angeles, 10/17/70	15	26	261	0	0
vs. Oregon Tech, 10/3/70	11	19	208	0	0
vs. Santa Clara, 10/9/71	12	24	203	0	0

KURT PALANDECH (2)

vs. Wyoming, 11/12/16	20	32	252	3	0
vs. San Jose State, 10/10/15	15	30	217	2	2

CARLTON KELLEY (2)

vs. Western Illinois, 10/8/77	11	17	273	3	0
vs. Northern Arizona, 10/1/77	9	18	210	1	0

BILL CASEY (2)

at Azusa-Pacific, 9/21/68	11	24	230	0	0
vs. Saint Mary's, 9/14/68	16	22	201	0	0

HARRISON BAILEY (1)

vs. Nevada, Reno 11/26/22	16	27	209	2	1
---------------------------	----	----	-----	---	---

JUSTIN ROGERS (1)

vs. San Diego State 11/19/21	15	21	305	2	1
------------------------------	----	----	-----	---	---

DALTON SNEED (1)

at Hawaii, 10/15/16	19	27	279	2	0
---------------------	----	----	-----	---	---

JARED LEBOWITZ (1)

at Hawaii, 11/22/14	13	30	212	0	1
---------------------	----	----	-----	---	---

MATT RAY (1)

vs. Colorado State, 11/27/99	16	29	216	1	0
------------------------------	----	----	-----	---	---

KEVIN CROOK (1)

vs. Colorado State, 11/1/97	23	45	273	0	3
-----------------------------	----	----	-----	---	---

HUNKIE COOPER (1)

vs. New Mexico State, 11/16/91	9	16	212	2	0
--------------------------------	---	----	-----	---	---

CHARLES PRICE (1)

at Utah State, 11/5/88	23	38	251	0	0
------------------------	----	----	-----	---	---

RICHARD WILLIAMS (1)


at Long Beach State, 11/26/88	18	33	250	1	1
-------------------------------	----	----	-----	---	---

GREG VAN HOUTON (1)

vs. Nebraska-Omaha, 10/16/76	18	26	289	3	0
------------------------------	----	----	-----	---	---

DON KENNEDY (1)

at Idaho State, 9/26/70	12	18	259	0	0
-------------------------	----	----	-----	---	---



Caleb Herring



Mack Gilchrist



Joe Haro



Charles Williams



Tim Cornett

RUSHING

(11 players have rushed for 1,850 yards or more in a career)

	YR	ATT	YDS	AVG	TD
1.	CHARLES WILLIAMS				
	2016	141	763	5.4	3
	2017*	12	93	7.8	1
	2018	65	332	5.1	0
	2019	212	1,257	5.9	11
	2020	116	495	4.3	4
	2021	254	1,261	5.0	15
	TOTAL	800	4,201	5.3	34
2.	TIM CORNETT				
	2010	144	546	3.8	6
	2011	119	671	5.6	7
	2012	242	1,232	5.1	7
	2013	264	1,284	4.9	15
	TOTAL	769	3,733	4.9	35
3.	LEXINGTON THOMAS				
	2015	81	506	6.2	3
	2016	124	642	5.2	8
	2017	211	1,336	6.3	17
	2018	215	1,067	5.0	12
	TOTAL	631	3,551	5.6	40
4.	MIKE THOMAS				
	1973	274	1,741	6.4	20
	1974	201	1,408	7.0	17
	TOTAL	475	3,149	6.6	37
5.	DOMINIQUE DORSEY				
	2001	57	379	6.6	4
	2002	78	568	7.3	3
	2003	158	626	4.0	1
	2004	226	1,261	5.6	6
	TOTAL	519	2,834	5.5	14
6.	KIRK JONES				
	1983	98	404	4.1	6
	1984	154	1,007	6.5	3
	1985	156	790	5.1	4
	1986	93	455	4.9	3
	TOTAL	501	2,656	5.3	16
7.	MICHAEL MORTON				
	1978	75	411	5.5	2
	1979	143	881	6.2	8
	1980	79	552	7.0	6
	1981	123	692	5.6	4
	TOTAL	420	2,536	6.0	20
8.	JOE HARO				
	1998*	4	0	0	0
	1999	8	65	8.1	0
	2000	PLAYED ON DEFENSE			
	2001	218	1,107	5.1	10
	2002	159	841	5.3	5
	TOTAL	389	2,013	5.2	15
9.	OMAR LOVE				
	1992	84	483	5.8	3
	1993	129	545	4.2	7
	1994	150	548	3.7	1
	1996	91	356	3.9	1
	TOTAL	454	1,932	4.3	12
10.	ICKEY WOODS				
	1984	2	4	2.0	0
	1985	7	23	3.3	1
	1986	60	240	4.0	4
	1987	259	1,658	6.4	10
	TOTAL	328	1,925	5.9	15
11.	JAMES WOFFORD				
	1997	124	624	5.0	4
	1998	173	816	4.7	5
	1999	45	232	5.2	1
	2000	31	189	6.1	1
	TOTAL	373	1,861	5.0	11

*RECEIVED MEDICAL HARDSHIP STATUS

PASSING

(12 players have passed for 3,000 yards or more in a career)

	YR	ATT	COMP	INT	PCT	YDS	TD
1.	RANDALL CUNNINGHAM						
	1982	381	200	12	52.5	2,847	17
	1983	316	189	8	59.8	2,545	18
	1984	332	207	10	62.4	2,628	24
	TOTAL	1,029	594	30	58.0	8,020	59
2.	OMAR CLAYTON						
	2007	95	58	5	61.1	618	4
	2008	258	152	4	58.9	1,894	18
	2009	326	196	12	60.1	2,230	13
	2010	289	158	9	54.7	1,818	13
	TOTAL	968	564	30	58.3	6,560	48
3.	JON DENTON						
	1996	506	277	16	.547	3,591	25
	1997	374	199	17	.532	2,586	18
	TOTAL	880	476	33	.541	6,177	43
4.	SAM KING						
	1979	188	103	10	54.8	1,594	12
	1980	4	2	0	50.0	21	0
	1981	433	255	19	59.9	3,778	18
	TOTAL	625	360	29	57.6	5,393	30
5.	GLENN CARANO						
	1973	27	12	3	44.9	193	0
	1974	106	49	12	46.2	839	11
	1975	226	128	10	56.6	2,039	13
	1976	277	148	13	53.4	2,024	13
	TOTAL	636	337	38	53.0	5,095	37
6.	JASON THOMAS						
	2000	201	106	9	52.7	1,708	14
	2001	194	83	12	42.8	1,353	8
	2002	274	134	7	48.9	1,936	8
	TOTAL	669	323	28	48.3	4,997	30
7.	DEREK STOTT						
	1988	0	0	0	—	0	0
	1989	222	114	6	51.4	1,701	9
	1990	254	143	7	56.3	1,877	7
	1991	168	78	11	46.4	1,147	8
	TOTAL	644	335	24	51.3	4,725	24
8.	BLAKE DECKER						
	2014	401	231	18	57.6	2,886	15
	2015	209	120	8	57.4	1,713	12
	TOTAL	610	351	26	57.5	4,599	27
9.	CALEB HERRING						
	2010	56	28	3	50.0	365	4
	2011	206	113	6	54.9	1,004	8
	2012	41	24	0	58.5	301	2
	2013	405	256	5	63.2	2,718	24
	TOTAL	708	421	14	59.5	4,388	38
10.	STEVE STALLWORTH						
	1983	0	0	0	—	0	0
	1984	0	0	0	—	0	0
	1985	292	158	9	54.1	1,920	9
	1986	256	135	11	52.7	1,869	14
	TOTAL	548	293	20	53.5	3,789	23
11.	BOB STOCKHAM						
	1992	129	57	11	44.2	965	9
	1993	373	179	26	48.0	2,490	17
	TOTAL	502	236	37	47.0	3,455	26
12.	KURT NANTKES						
	2001	38	18	1	47.4	229	3
	2002	71	35	5	49.3	405	6
	2003	323	167	10	51.7	1,883	12
	2004	128	62	7	48.4	800	4
	TOTAL	560	282	23	50.4	3,317	25

CAREER LEADERS



RECEPTIONS


(11 players have caught 155 passes or more in a career)

	YR	NO	YDS	AVG	TD
1.	RYAN WOLFE				
	2006	55	911	16.6	5
	2007	66	784	11.9	2
	2008	88	1,040	11.8	6
	2009	74	760	10.3	2
	TOTAL	283	3,495	12.3	15
2.	CASEY FLAIR				
	2005	32	382	11.9	2
	2006	67	816	12.2	4
	2007	54	622	11.5	3
	2008	49	560	11.4	4
	TOTAL	202	2,380	11.8	13
3.	DEVONTE BOYD				
	2014	65	980	15.1	4
	2015	54	904	16.7	7
	2016	45	746	16.6	4
	2017	34	612	18.0	3
	TOTAL	198	3,242	16.4	18
4.	DAMON WILLIAMS				
	1995	41	515	12.6	2
	1996	54	900	16.7	1
	1997	61	770	12.6	5
	1998	31	373	12.0	1
	TOTAL	187	2,558	13.7	9
5.	DEVANTE DAVIS				
	2011	4	42	10.5	0
	2012	61	854	14.0	4
	2013	87	1,290	14.8	14
	2014	34	599	17.6	4
	TOTAL	186	2,785	17.9	22
6.	EARVIN JOHNSON				
	2001	12	182	15.2	0
	2002	51	793	15.5	4
	2003	60	834	13.9	4
	2004	60	795	13.2	8
	TOTAL	183	2,604	14.2	16
7.	PHILLIP PAYNE				
	2008	29	436	15.0	7
	2009	58	661	11.4	7
	2010	40	689	17.2	5
	2011	44	509	11.6	7
	TOTAL	171	2,296	13.4	26
8.	LEN WARE				
	1996	42	628	15.0	8
	1997	49	818	16.7	6
	1998	39	500	12.8	2
	1999	31	376	12.1	0
	TOTAL	161	2,322	14.4	16
9.	CARLOS BAKER				
	1995	37	585	15.8	3
	1996	71	887	12.5	7
	1997	32	428	13.4	10
	1998	18	210	11.7	3
	TOTAL	158	2,170	13.7	13
10.	HENRY BAILEY				
	1991	37	595	16.1	4
	1992	42	832	19.8	8
	1993	33	502	15.2	2
	1994	44	586	13.3	10
	TOTAL	156	2,515	16.1	24
11.	MICHAEL MORTON				
	1978	5	41	8.2	0
	1979	16	242	15.1	3
	1980	79	552	7.0	6
	1981	55	682	12.4	5
	TOTAL	155	1,517	9.8	14


RECEIVING YARDS

(11 players have totaled 2,180 receiving yards or more in a career)

	YR	NO	YDS	AVG	TD
1.	RYAN WOLFE				
	2006	55	911	16.6	5
	2007	66	784	11.9	2
	2008	88	1,040	11.8	6
	2009	74	760	10.3	2
	TOTAL	283	3,495	12.3	15
2.	DEVONTE BOYD				
	2014	65	980	15.1	4
	2015	54	904	16.7	7
	2016	45	746	16.6	4
	2017	34	612	18.0	3
	TOTAL	198	3,242	16.4	18
3.	DEVANTE DAVIS				
	2011	4	42	10.5	0
	2012	61	854	14.0	4
	2013	87	1,290	14.8	14
	2014	34	599	17.6	4
	TOTAL	186	2,785	17.9	22
4.	EARVIN JOHNSON				
	2001	12	182	15.2	0
	2002	51	793	15.5	4
	2003	60	834	13.9	4
	2004	60	795	13.2	8
	TOTAL	183	2,604	14.2	16
5.	DAMON WILLIAMS				
	1995	41	515	12.6	2
	1996	54	900	16.7	1
	1997	61	770	12.6	5
	1998	31	373	12.0	1
	TOTAL	187	2,558	13.7	9
6.	HENRY BAILEY				
	1991	37	595	16.1	4
	1992	42	832	19.8	8
	1993	33	502	15.2	2
	1994	44	586	13.3	10
	TOTAL	156	2,515	16.1	24
7.	DEMOND THOMPSON				
	1991	26	409	15.7	3
	1992	54	919	17.0	6
	1993	62	1,068	17.2	8
	TOTAL	142	2,396	16.87	17
8.	CASEY FLAIR				
	2005	32	382	11.9	2
	2006	67	816	12.2	4
	2007	54	622	11.5	3
	2008	49	560	11.4	4
	TOTAL	202	2,380	11.8	13
9.	LEN WARE				
	1996	42	628	15.0	8
	1997	49	818	16.7	6
	1998	39	500	12.8	2
	1999	31	376	12.1	0
	TOTAL	161	2,322	14.4	16
10.	PHILLIP PAYNE				
	2008	29	436	15.0	7
	2009	58	661	11.4	7
	2010	40	689	17.2	5
	2011	44	509	11.6	7
	TOTAL	171	2,296	13.4	26
11.	KEENAN MCCARDELL				
	1987	0	0	0.0	0
	1988	19	260	13.7	2
	1989	54	883	16.4	5
	1990	68	1,046	15.4	8
	TOTAL	141	2,189	15.5	15




Nathaniel Hawkins



Keenan McCardell



Nate Turner



Ryan Wolfe



Nolan Kohorst



Demond Thompkins



George Thomas



Henry Bailey

TOTAL OFFENSE

(Five players have totaled 5,200 yards or more in a career)

	YR	PLAYS	RUSH	PASS	TOTAL
1.	RANDALL CUNNINGHAM				
	1982	475	61	2,847	2,908
	1983	422	133	2,545	2,678
	1984	443	10	2,628	2,638
	TOTAL	1,340	204	8,020	8,224
2.	OMAR CLAYTON				
	2007	146	179	618	797
	2008	325	163	1,894	2,057
	2009	402	238	2,230	2,468
	2010	380	194	1,818	2,102
	TOTAL	1,253	774	6,560	7,334
3.	JASON THOMAS				
	2000	339	599	1,708	2,307
	2001	301	481	1,353	1,834
	2002	398	448	1,936	2,384
	TOTAL	1,038	1,528	4,997	6,525
4.	JON DENTON				
	1996	594	38	3,591	3,629
	1997	438	5	2,586	2,591
	TOTAL	1,032	43	6,177	6,220
5.	GLENN CARANO				
	1973	42	20	193	213
	1974	195	126	839	965
	1975	309	-3	2,039	2,036
	1976	367	-4	2,024	2,020
	TOTAL	913	139	5,095	5,234

SCORING

(Six players have scored 230 points or more in a career)

	YR	TDS	FG	PATS	2PTS	TOTAL
1.	DANIEL GUTIERREZ					
	2017	0	5	10	0	25
	2018	0	0	0	0	0
	2019	0	11	35	0	68
	2020	0	5	11	0	26
	2021	0	16	25	0	73
	2022	0	18	34	0	88
	TOTAL	0	55	115	0	280
2.	LEXINGTON THOMAS					
	2015	3	0	0	0	18
	2016	10	0	0	0	60
	2017	17	0	0	0	102
	2018	13	0	0	0	78
	TOTAL	43	0	0	0	258
3.	NOLAN KOHORST					
	2010	0	9	24	0	51
	2011	0	8	29	0	53
	2012	0	12	32	0	68
	2013	0	10	45	0	75
	TOTAL	0	39	130	0	247
4.	MIKE THOMAS					
	1973	21	0	0	1	128
	1974	19	0	0	1	116
	TOTAL	40	0	0	2	244
5.	NICK GARRITANO					
	1991	0	8	18	0	42
	1992	0	11	19	0	52
	1993	0	13	20	0	59
	1994	0	21	24	0	87
	TOTAL	0	53	81	0	240
6.	DILLON PIEFFER					
	2000	0	6	19	0	37
	2001	0	7	33	0	54
	2002	0	7	33	0	54
	2003	0	20	26	0	86
	TOTAL	0	40	111	0	231

ALL-PURPOSE YARDAGE

(11 players have totaled 3,275 yards or more of all-purpose yardage in a career)

	YR	RUSH YDS	REC YDS	PR YDS	KOR YDS	TOT YDS
1.	CHARLES WILLIAMS					
	2016	763	8	0	422	1,193
	2017	93	0	0	0	93
	2018	332	2	0	0	334
	2019	1,257	54	0	0	1,311
	2020	495	202	0	0	1,463
	2021	1,261	202	0	0	1,463
	TOTAL	4,201	310	0	422	4,933
2.	HENRY BAILEY					
	1991	151	595	10	192	948
	1992	15	832	219	817	1,883
	1993	8	502	26	333	869
	1994	60	586	111	432	1,189
	TOTAL	234	2,515	366	1,774	4,889
3.	TIM CORNETT					
	2010	546	98	0	333	977
	2011	671	54	0	202	927
	2012	1,232	108	0	39	1,379
	2013	1,284	164	0	0	1,448
	TOTAL	3,733	424	0	574	4,731
4.	LEXINGTON THOMAS					
	2015	506	100	0	250	856
	2016	642	83	0	44	769
	2017	1,336	143	0	0	1,479
	2018	1,067	165	0	0	1,232
	TOTAL	3,551	491	0	294	4,336
5.	HENRY VEREEN					
	1975	147	42	34	824	1,047
	1976	22	357	0	628	1,007
	1977	162	629	82	449	1,322
	1978	83	302	155	364	904
	TOTAL	414	1,330	271	2,265	4,280
6.	DOMINIQUE DORSEY					
	2001	379	0	0	346	725
	2002	568	7	0	260	835
	2003	626	92	0	351	1,069
	2004	1,261	55	12	310	1,638
	TOTAL	2,834	154	12	1,267	4,267
7.	MARCUS SULLIVAN					
	2010	27	102	0	976	1,105
	2011	REDSHIRTED				
	2012	35	659	60	517	1,217
	2013	81	505	0	509	1,095
	2014	33	176	0	545	754
	TOTAL	176	1,442	60	2,547	4,171
8.	RYAN WOLFE					
	2006	0	911	0	0	911
	2007	103	784	0	0	887
	2008	91	1,040	0	0	1,131
	2009	1	760	20	0	821
	TOTAL	235	3,495	20	0	3,750
9.	MICHAEL MORTON					
	1978	411	41	0	0	452
	1979	881	242	0	0	1,123
	1980	552	153	0	19	724
	1981	692	682	0	42	1,416
	TOTAL	2,536	1,118	0	6	3,715
10.	KIRK JONES					
	1983	404	231	0	19	744
	1984	1,007	121	0	0	1,128
	1985	790	275	0	37	1,102
	1986	455	130	0	80	665
	TOTAL	2,656	847	0	136	3,639
11.	MIKE THOMAS					
	1973	1,741	76	0	51	1,868
	1974	1,408	131	0	0	1,539
	TOTAL	3,149	207	0	51	3,407

CAREER LEADERS



PUNTING AVERAGE

(12 players have a career average of 41.0 yards or more/min. two seasons)

	YR	ATT	YDS	AVG	LG	BLK
1.	RANDALL CUNNINGHAM					
	1982	27	1,233	45.7	68	NA
	1983	56	2,435	43.5	73	NA
	1984	59	2,803	47.5	72	NA
	TOTAL	142	6,471	45.57	73	NA
2.	BRIAN PARVIN					
	1991	48	2,013	41.9	64	2
	1992	57	2,637	46.3	69	2
	TOTAL	105	4,650	44.29	69	4
3.	HAYES HICKEN					
	2018	65	2,847	43.8	68	2
	2019	66	2,861	43.3	71	2
	TOTAL	131	5,708	43.57	71	4
4.	RAY CHEETANY					
	1999	65	2,950	45.4	67	1
	2000	64	2,646	41.3	66	1
	TOTAL	129	5,596	43.38	67	2
5.	BRAD FAUNCE					
	1993	61	2,745	45.0	61	1
	1994	69	2,801	40.6	91	0
	TOTAL	130	5,546	42.66	91	1
6.	KIP FACER					
	2005	66	2,709	41.0	61	0
	2006	46	2,078	45.2	78	0
	TOTAL	112	4,787	42.74	78	0
7.	TONY RHYNES					
	1987	56	2,447	43.7	64	NA
	1988	66	2,904	44.0	59	0
	1989	56	2,195	39.2	65	0
	TOTAL	178	7,546	42.39	65	0
8.	JOE KRISTOSIK					
	1995	57	2,270	39.8	69	0
	1996	42	1,750	42.4	58	0
	1997	51	1,925	37.8	61	1
	1998	76	3,509	46.2*	67	1
	TOTAL	226	9,484	41.96	69	2
9.	BOB HULBERG					
	1985	66	2,783	42.2	75	NA
	1986	64	2,621	40.9	62	NA
	TOTAL	130	5,404	41.57	75	NA
10.	LOGAN YUNKER					
	2013	65	2,719	41.8	73	0
	2014	81	3,283	40.5	61	1
	2015	67	2,850	42.5	65	1
	TOTAL	213	8,852	41.56	73	2
11.	EVAN PANTELS					
	2016	64	2,670	41.7	68	3
	2017	22	900	40.9	69	0
	2018	0	0	0	0	0
	TOTAL	86	3,570	41.51	69	3
12.	CHASE LANSFORD					
	2011	75	3,093	41.2	66	1
	2012	65	2,714	41.8	67	0
	TOTAL	140	5,807	41.48	67	1
13.	KEVIN RUTLEDGE					
	1980	57	2,329	40.9	61	NA
	1981	50	2,083	41.7	56	NA
	TOTAL	107	4,412	41.23	61	NA

KICKOFF RETURN AVERAGE

(minimum 20 returns)

	YR	NO	YDS	AVG	TD	LNG
1.	MARCUS SULLIVAN					
	2010	35	976	27.9	0	73
	2011	REDSHIRTED				
	2012	22	517	23.5	0	44
	2013	18	509	28.3	0	75
	2014	21	545	26.0	0	48
	TOTAL	96	2,547	26.5	0	75
2.	DUANE "TOY TRAIN" JAMES					
	1998	30	749	25.0	0	49
	1999	17	400	23.5	0	57
	TOTAL	47	1,149	24.4	0	57
3.	LEN WARE					
	1996	19	422	22.2	0	53
	1997	4	97	24.3	0	34
	1998	7	133	19.0	0	38
	1999	7	246	35.1	1	97
	TOTAL	37	898	24.3	1	97
4.	HENRY VEREEN					
	1975	36	824	22.9	0	82
	1976	20	628	31.4	0	64
	1977	22	449	20.4	0	31
	1978	16	364	22.8	0	65
	TOTAL	94	2,265	24.1	0	82
5.	DEMOND THOMPSON					
	1991	5	82	16.4	0	25
	1992	3	46	15.3	0	21
	1993	16	442	27.6	0	47
	TOTAL	24	570	23.8	0	47

PUNT RETURN AVERAGE

(minimum 20 returns)

	YR	NO	YDS	AVG	TD	LNG
1.	GREG BROWN					
	1970	26	288	11.1	1	86
	1971	9	270	30.0	1	75
	TOTAL	35	558	15.9	2	86
2.	TROY MASON					
	1999	0	0	0	0	0
	2000	23	378	16.4	1	84
	2001	21	271	12.9	1	57
	2002	18	134	7.4	0	32
	TOTAL	62	783	12.6	2	84
3.	HUNKIE COOPER					
	1990	14	173	12.4	0	25
	1991	17	186	10.9	0	39
	TOTAL	31	359	11.6	0	39
4.	DAVID HOLLIS					
	1983	4	73	18.3	NA	35
	1984	5	30	6.0	0	21
	1985	0	0	0	0	0
	1986	25	282	11.3	0	33
	TOTAL	34	385	11.3	NA	35
5.	TREMAYNE KIRKLAND					
	2003	25	314	12.6	0	75
	2004	DID NOT PLAY -- INJURY				
	2005	11	69	6.3	0	15
	TOTAL	36	383	10.6	0	75



Ray Cheetany



Greg Brown



Tony Rhynes



Marcus Sullivan



Adam Seward



Ryan Claridge



Aaron Mitchell



Beau Bell

TACKLES


(10 players have totaled more than 280 tackles in a career)

	YR	UT	AT	TOTAL	TFL	SCK-YDS
1.	ADAM SEWARD (LB)					
	2001	34	26	60	6-27	3.0-21
	2002	55	78	133	8-24	1.5-16
	2003	67	52	119	10-34	0.5-5
	2004	59	62	121	7-14	1-7
	TOTAL	215	218	433	31-99	6-49
2.	JASON BEAUCHAMP (LB)					
	2006	39	30	69	6.0-19	3.5-15
	2007	25	18	43	2.0-9	1.0-7
	2008	54	73	127	6.0-33	2.0-16
	2009	46	49	95	12.0-58	6.5-43
	TOTAL	164	170	334	26.0-119	13.0-81
3.	PENI VEA (S)					
	2012	28	24	52	0.5-1	0-0
	2013	68	40	108	3-14	2-0
	2014	56	32	88	7.5-44	3.5-28
	2015	50	30	80	3-6	1-2
	TOTAL	202	126	328	14-65	6.5-30
4.	BEAU BELL (LB)					
	2004	16	10	26	1-2	0-0
	2005	50	42	96	7.5-32	3.5-24
	2006	41	35	76	9-34	4-21
	2007	79	47	126	9.5-34	3-17
	TOTAL	186	134	320	27-102	10.5-62
5.	TAU LOTULELEI (LB)					
	2013	15	16	31	4-15	0-10
	2014	45	55	100	10.5-41	3-17
	2015	40	30	70	11.5-34	3-20
	2016	62	55	117	16.5-35	3.5-18
	TOTAL	162	156	318	42.5-125	9.5-55
6.	RANDY BLACK (S)					
	1997	59	21	80	4-16	1-10
	1998	57	9	66	3-8	0
	1999	63	24	87	8-30	3-20
	2000	38	23	61	3-10	0
	TOTAL	217	77	294	18-64	4-30
7.	RYAN CLARIDGE (LB)					
	2000	32	27	59	3-11	2.0-9
	2001	38	33	71	8-26	2.0-19
	2002	REDSHIRTED WITH INJURY				
	2003	36	40	76	12-62	5.5-53
	2004	39	48	87	15-71	9.0-61
	TOTAL	145	148	293	38-170	18.5-142
8.	DARNELL PICKENS (LB)					
	1984	13	25	38	2-6	0
	1985	36	47	83	1-2	0
	1986	21	66	87	1-5	1-5
	1987	51	30	81	4-7	0
	TOTAL	121	168	289	8-20	1-5
9.	JAMAAL BRIMMER (S)					
	2001	11	10	21	1-1	0-0
	2002	54	46	100	17-62	5.5-39
	2003	49	28	77	10-48	3.0-34
	2004	51	31	82	6.5-12	1.5-1
	TOTAL	165	115	280	34.5-123	10-74
	DOC WISE (LB-DL)					
	1986	12	28	40	3-3	5-8
	1987	17	24	41	3-24	0
	1988	39	41	80	7-16	3-10
	1989	68	51	119	10-40	1-7
	TOTAL	136	144	280	23-83	9-25

INTERCEPTIONS

(10 players have totaled at least 8 interceptions in a career)

	YR	NO	YDS	AVG	TD	LG
1.	MARLON BEAVERS					
	1973	4	98	24.5	0	38
	1974	5	164	32.8	1	98
	1975	2	26	13.0	0	22
	1976	6	79	13.2	0	33
	TOTAL	17	367	21.6	1	98
2.	KEVIN THOMAS					
	1998	0	0	0.0	0	0
	1999	5	75	15.0	1	46
	2000	2	39	19.5	0	32
	2001	7	213*	30.4	3*	58
	TOTAL	14	327	23.4	4	58
	CHARLES JARVIS					
	1978	3	71	23.7	0	38
	1979	2	21	10.5	0	16
	1980	4	81	20.3	1	39
	1981	5	38	7.6	0	24
	TOTAL	14	211	15.1	1	39
4.	DAVID HOLLIS					
	1983	2	2	1.0	0	2
	1984	4	26	6.5	0	13
	1985	1	92	92.0	1	92
	1986	4	23	5.8	0	20
	TOTAL	11	143	13.0	1	92
	PATT MEDCHILL					
	1970	4	160	40.0	1	100
	1971	5	124	24.8	1	34
	1972	2	89	44.5	1	65
	TOTAL	11	373	33.9	3	100
6.	RODNEY MAZION					
	1991	2	96	48.0	1	96
	1992	3	1	0.3	0	1
	1993	2	82	41.0	0	43
	1994	2	46	23	1	32
	TOTAL	9	179	19.9	2	96
	JIM FARNHAM					
	1970	4	14	3.5	0	10
	1971	5	115	23.0	1	44
	TOTAL	9	129	14.3	1	44
8.	ALVIN HORN					
	1985	2	7	3.5	0	7
	1986	6	35	5.8	0	12
	TOTAL	8	42	5.3	0	12
	AARON MITCHELL					
	1977	2	0	0.0	0	0
	1978	6	25	4.2	0	20
	TOTAL	8	25	3.1	0	20
	JIM THOMPSON					
	1968	4	46	11.5	1	NA
	1969	4	34	8.5	0	NA
	TOTAL	8	80	10.0	1	NA



*Led Nation

Rodney Mazion

SINGLE-SEASON LEADERS




RUSHING YARDS

(26 players have rushed for 700 yards or more in a single season, 35 times)

	PLAYER, YEAR	ATT	YDS	AVG	TD
1.	Mike Thomas, 1973#	274	1,741	6.4	20
2.	Ickey Woods, 1987*	259	1,658	6.4	10
3.	Mike Thomas, 1974	201	1,408	7.0	17
4.	Lexington Thomas, 2017	211	1,336	6.3	17
5.	Tim Cornett, 2013	264	1,284	4.9	15
6.	Charles Williams, 2021	254	1,261	5.0	15
	Dominique Dorsey, 2004	226	1,261	5.6	6
8.	Charles Williams, 2019	212	1,257	5.9	11
9.	Tim Cornett, 2012	242	1,232	5.1	7
10.	Aidan Robbins, 2022	209	1,011	4.8	9
11.	Joe Haro, 2001	218	1,107	5.1	10
12.	Lexington Thomas, 2018	215	1,067	5.0	12
13.	Kirk Jones, 1984	154	1,007	6.5	3
14.	Jeremi Rudolph, 2000	178	1,005	5.6	9
15.	Larry Croom, 2003	208	932	4.5	3
16.	Frank Summers, 2007	202	928	4.6	6
17.	Leon Walker, 1978	130	922	7.1	3
18.	Raymond Strong, 1976	125	907	7.3	9
19.	Tommy Jackson, 1988	179	894	5.0	6
20.	Michael Morton, 1979	143	881	6.2	8
21.	Tony Burton, 1995	163	880	5.4	5
22.	Raymond Strong, 1977	143	843	5.9	6
23.	Joe Haro, 2002	159	841	5.3	5
24.	James Wofford, 1998	173	816	4.7	5
25.	Tony Lewis, 1984	157	801	5.1	7
26.	Kevin Brown, 2000	148	798	5.4	3
27.	Kirk Jones, 1985	156	790	5.1	4
28.	Mack Gilchrist, 1969	153	765	5.0	11
29.	Armani Rogers (QB), 2017	146	780	5.3	8
30.	Charles Williams, 2016	141	763	5.4	3
31.	Mack Gilchrist, 1970	175	764	4.4	10
32.	Frank Summers, 2008	183	740	4.0	8
33.	Kyle Toomer, 1989	134	736	5.5	6
34.	Marvin Eastman, 1990	141	718	5.1	7
35.	Keith Whitely, 2015	152	711	4.7	3

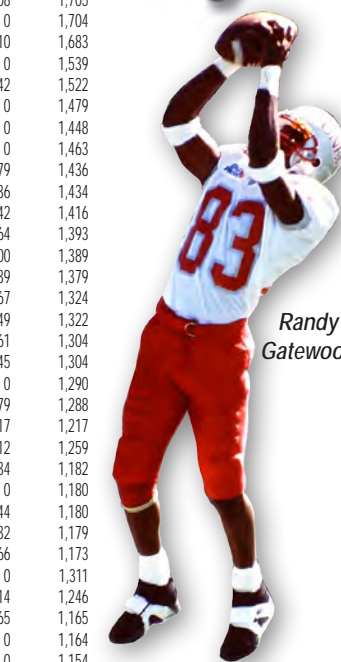
*NCAA Division I rushing champion #NCAA Division II rushing champion



Henry Bailey



Sam King



Randy Gatewood

RECEPTIONS

(24 players have caught 49 passes or more in a single season, 3 times)

	PLAYER, YEAR	NO	YDS	AVG	TD
1.	Ryan Wolfe, 2008	88	1,040	11.8	6
	Randy Gatewood, 1994	88	1,203	13.7	6
3.	Devante Davis, 2013	87	1,290	14.8	14
4.	Michael Morton, 1980	79	552	7.0	6
5.	Ryan Wolfe, 2009	74	760	10.3	2
6.	Carlos Baker, 1996	71	887	12.5	7
7.	Keenan McCardell, 1990	68	1,046	15.4	8
	Jim Sandusky, 1981	68	1,346	19.8	6
9.	Casey Flair, 2006	67	816	12.2	4
10.	Ryan Wolfe, 2007	66	784	11.9	2
	Nate Turner, 2000	66	947	14.3	10
12.	Devonte Boyd, 2014	65	980	15.1	4
13.	Demond Thompkins, 1993	62	1,068	17.2	8
14.	Devante Davis, 2012	61	854	14.0	4
	Damon Williams, 1997	61	770	12.6	5
16.	Earvin Johnson, 2004	60	795	13.2	8
	Earvin Johnson, 2003	60	834	13.9	4
	Darral Hambrick, 1982	60	1,060	17.7	8
19.	Phillip Payne, 2009	58	661	11.4	7
20.	Marcus Sullivan, 2012	55	659	12.0	4
	Ryan Wolfe, 2006	55	911	16.6	5
	Michael Morton, 1981	55	682	12.4	5
23.	Devonte Boyd, 2015	54	904	16.7	7
	Casey Flair, 2007	54	622	11.5	3
	Damon Williams, 1996	54	900	16.7	1
	Demond Thompkins, 1992	54	919	17.0	6
	Keenan McCardell, 1989	54	883	16.4	5
	Jeff Spek, 1981	54	895	16.6	2
29.	Ricky White, 2022	51	619	12.1	4
	Michael Johnson, 2010	51	571	11.2	5
	Earvin Johnson, 2002	51	793	15.5	4
	Mike Haverty, 1976	51	738	13.9	5
33.	Casey Flair, 2008	49	560	11.4	4
	Greg Estandia, 2005	49	563	11.5	7
	Len Ware, 1997	49	818	16.7	6
	Waymon Aldridge, 1982	49	810	16.5	7

PASSING YARDS

(24 players have passed for 1,390 yards or more in a single season, 36 times)

	PLAYER, YEAR	ATT	COMP	INT	PCT	YDS	TD
1.	Sam King, 1981	433	255	19	.599	3,778	18
2.	Jon Denton, 1996	506	277	16	.547	3,591	25
3.	Blake Decker, 2014	401	231	18	.576	2,886	15
4.	R. Cunningham, 1982	381	200	12	.525	2,847	17
5.	Caleb Herring, 2013	405	256	5	.632	2,718	24
6.	R. Cunningham, 1984	332	207	10	.624	2,628	24
7.	Jon Denton, 1997	374	199	17	.532	2,586	18
8.	R. Cunningham, 1983	316	189	8	.598	2,545	18
9.	Nick Sherry, 2012	426	226	17	.531	2,544	16
10.	Bobby Stockham, 1993	373	179	26	.480	2,490	17
11.	Omar Clayton, 2009	326	196	12	.601	2,230	13
12.	Rocky Hinds, 2006	359	194	13	.540	2,148	8
13.	Kenyon Oblad, 2019	308	167	9	.542	2,081	18
14.	Glenn Carano, 1975	226	128	10	.566	2,039	13
15.	Glenn Carano, 1976	277	148	13	.534	2,024	13
16.	Jason Thomas, 2002	274	134	7	.489	1,936	8
17.	Steve Stallworth, 1985	292	158	9	.541	1,920	9
18.	Doug Brumfield, 2022	253	164	5	.646	1,898	10
19.	Omar Clayton, 2008	258	152	4	.589	1,894	18
20.	Kurt Nantkes, 2003	323	167	10	.517	1,883	12
21.	Derek Stott, 1990	254	143	7	.563	1,877	7
22.	Travis Dixon, 2007	299	159	8	.532	1,873	8
23.	Steve Stallworth, 1986	256	135	11	.527	1,869	14
24.	Omar Clayton, 2010	283	158	9	.558	1,818	13
25.	Jared Brown, 1995	304	147	17	.484	1,783	13
26.	Greg Van Ness, 1977	251	122	12	.486	1,736	10
27.	Blake Decker, 2015	209	120	8	.574	1,713	12
28.	Jason Thomas, 2000	201	106	9	.527	1,708	14
29.	Derek Stott, 1989	222	114	6	.514	1,701	9
30.	Larry Gentry, 1980	209	113	16	.541	1,691	22
31.	Cameron Friel, 2021	226	141	11	.624	1,608	6
32.	Sam King, 1979	188	103	10	.548	1,594	12
33.	Jason Davis, 1994	267	130	14	.487	1,539	12
34.	Armani Rogers, 2017	189	99	5	.524	1,471	6
35.	Bill Casey, 1968	168	95	1	.566	1,423	11
36.	Max Gilliam, 2018	225	125	8	.553	1,394	14

ALL-PURPOSE YARDS

(29 players have handled the ball for 1,132 or more all-purpose yards in a single season, 36 times)

	PLAYER, YEAR	RUSH YDS	REC YDS	PR YDS	KOR YDS	TOT YDS
1.	Henry Bailey, 1992	15	832	219	817	1,883
2.	Mike Thomas, 1973	1,741	76	0	51	1,868
3.	Hunkie Cooper, 1990	573	251	173	708	1,705
4.	Ickey Woods, 1987	1,658	46	0	0	1,704
5.	Dominique Dorsey, 2004	1,261	55	12	310	1,683
6.	Mike Thomas, 1974	1,408	131	0	0	1,539
7.	Demond Thompkins, 1993	0	1,068	12	442	1,522
8.	Lexington Thomas, 2017	1,336	143	0	0	1,479
9.	Tim Cornett, 2013	1,284	164	0	0	1,448
10.	Charles Williams, 2021	1,261	202	0	0	1,463
11.	Tony Burton, 1995	880	277	0	279	1,436
12.	Jim Sandusky, 1981	-9	1,346	61	36	1,434
13.	Michael Morton, 1981	692	682	0	42	1,416
14.	Greg Brown, 1970	0	741	288	364	1,393
15.	Raymond Strong, 1976	907	282	0	200	1,389
16.	Tim Cornett, 2012	1,232	108	0	39	1,379
17.	Randy Gatewood, 1994	0	1,204	54	67	1,324
18.	Henry Vereen, 1977	162	629	82	449	1,322
19.	Erick Jackson, 2005	673	370	0	261	1,304
	Raymond Strong, 1977	843	416	0	45	1,304
21.	Devante Davis, 2013	0	1,290	0	0	1,290
22.	Carlos Baker, 1996	-1	887	123	279	1,288
23.	Marcus Sullivan, 2012	35	659	60	517	1,217
24.	Jeremi Rudolph, 2000	1,005	44	-2	212	1,259
25.	Tommy Jackson, 1988	894	254	0	34	1,182
26.	Frank Summers, 2007	928	252	0	0	1,180
	George Thomas, 1986	28	808	0	344	1,180
28.	Henry Bailey, 1994	50	586	111	432	1,179
29.	Joe Haro, 2001	1107	0	0	66	1,173
30.	Charles Williams, 2019	1,257	54	0	0	1,311
31.	Lexington Thomas, 2018	1067	165	0	14	1,246
32.	Deante Purvis, 2009	0	0	0	1,165	1,165
33.	Tony Lewis, 1983	611	400	153	0	1,164
34.	Tony Lewis, 1984	801	266	87	0	1,154
35.	Aidan Robbins, 2022	1,011	125	0	0	1,136
36.	Troy Mason, 2000	0	492	378	262	1,132



SEASONAL LEADERS

RUSHING YARDS

YEAR	PLAYER	ATT	YDS	AVG	TD	LG
1968	Larry Hodges, HB	128	568	4.4	8	42
1969	Mack Gilchrist, FB	153	765	5.0	11	38
1970	Mack Gilchrist, FB	175	764	4.4	10	29
1971	Charles Cooper, FB	116	402	3.5	3	23
1972	Steve Matousek, FB	103	389	3.8	2	41
1973	Mike Thomas, TB	274	1,741*	6.4	20	83
1974	Mike Thomas, TB	201	1,408	7.0	17	85
1975	Darall Moore, TB	105	547	5.2	10	75
1976	Raymond Strong, TB	125	907	7.3	9	74
1977	Raymond Strong, TB	143	843	5.9	6	80
1978	Leon Walker, FB	130	922	7.1	3	67
1979	Michael Morton, TB	143	881	6.2	8	56
1980	Michael Morton, TB	79	552	7.0	6	77
1981	Michael Morton, TB	123	692	5.6	4	67
1982	Lloyd Henderson, RB	54	239	4.4	4	15
1983	Keyvan Jenkins, RB	87	456	5.2	3	86
1984	Kirk Jones, RB	154	1,007	6.5	3	62
1985	Kirk Jones, RB	156	790	5.1	4	37
1986	Rod Emery, RB	117	584	4.9	5	36
1987	Ickey Woods, RB	259	1,658*	6.4	10	62
1988	Tommy Jackson, TB	179	894	5.0	6	21
1989	Kyle Toomer, FB	134	736	5.5	6	44
1990	Marvin Eastman, FB	141	731	5.1	7	39
1991	Derek Black, FB	147	588	4.0	6	22
1992	Shannon Wilson, RB	143	650	4.5	3	33
1993	Omar Love, RB	129	545	4.2	7	32
1994	Omar Love, RB	150	548	3.7	1	31
1995	Tony Burton, RB	163	880	5.4	5	65
1996	Omar Love, RB	91	356	3.9	1	34
1997	Coury Hankins, RB	127	641	5.0	2	47
1998	James Wolford, RB	173	816	4.7	5	55
1999	Jeremi Rudolph, TB	155	693	4.5	4	28
2000	Jeremi Rudolph, TB	178	1,005	5.6	9	45
2001	Joe Haro, TB	218	1,107	5.1	10	68
2002	Joe Haro, TB	159	841	5.3	5	54
2003	Larry Croom, TB	208	932	4.5	3	60
2004	Dominique Dorsey, TB	226	1,261	5.6	6	53
2005	Erick Jackson, RB	174	637	3.9	6	50
2006	David Peeples, RB	133	519	3.9	7	42
2007	Frank Summers, RB	202	928	4.6	6	49
2008	Frank Summers, RB	183	740	4.0	8	45
2009	Channing Trotter, RB	114	541	4.7	9	29
2010	Tim Cornett, TB	144	546	3.8	6	46
2011	Tim Cornett, TB	119	671	5.6	7	80
2012	Tim Cornett, TB	242	1,232	5.1	7	76
2013	Tim Cornett, TB	264	1,284	4.9	15	75
2014	Shaq Murray-Lawrence, TB	117	552	4.7	9	68
2015	Keith Whitely, RB	152	711	4.7	3	57
2016	Charles Williams, RB	141	763	5.4	3	75
2017	Lexington Thomas, RB	211	1,360	6.3	17	62
2018	Lexington Thomas, RB	215	1,067	5.0	12	75
2019	Charles Williams, RB	212	1,257	5.9	11	80
2020	Charles Williams, RB	116	495	4.3	4	49
2021	Charles Williams, RB	254	1,261	5.0	15	75
2022	Aidan Robbins, RB	209	1,011	4.8	9	66

*Led Nation • School Record in **Bold**

PASSING YARDS

YEAR	PLAYER	ATT	CMP	INT	PCT	YDS	TD	LG
1968	Bill Casey	168	95	9	.566	1,423	11	80
1969	Don Kennedy	141	64	7	.454	966	9	38
1970	Jim Starkes	113	59	7	.522	1,097	8	79
1971	Jim Starkes	202	87	10	.432	1,059	9	62
1972	Sonny Brasile	146	68	8	.466	807	4	55
1973	Mike Pry	69	28	3	.406	481	6	36
1974	Glenn Carano	106	49	12	.462	839	11	50
1975	Glenn Carano	226	128	10	.566	2,039	13	46
1976	Glenn Carano	277	148	13	.534	2,024	13	64
1977	Greg Van Ness	251	122	12	.486	1,736	10	63
1978	Doug Robertson	173	72	4	.416	1,104	7	81
1979	Sam King	188	103	10	.548	1,594	12	80
1980	Larry Gentry	209	113	16	.541	1,691	22	78
1981	Sam King	433	255	19	.599	3,778	18	71
1982	Randall Cunningham	381	200	12	.525	2,847	17	58
1983	Randall Cunningham	316	189	8	.598	2,545	18	69
1984	Randall Cunningham	332	207	10	.624	2,628	24	62
1985	Steve Stallworth	292	158	9	.541	1,920	9	71
1986	Steve Stallworth	256	135	11	.527	1,869	14	77
1987	Scott Sims	180	76	14	.422	809	6	67
1988	Charles Price	200	96	8	.480	1,200	4	80
1989	Derek Stott	222	114	6	.514	1,701	9	69
1990	Derek Stott	254	143	7	.563	1,877	7	46
1991	Derek Stott	168	78	11	.464	1,147	8	52
1992	John Ma'ae	176	75	8	.426	1,179	9	76
1993	Bob Stockham	373	179	26	.480	2,490	17	61
1994	Jason Davis	267	130	14	.487	1,539	12	58
1995	Jared Brown	304	147	17	.484	1,783	13	58
1996	Jon Denton	506	277	16	.547	3,591	25	82
1997	Jon Denton	374	199	17	.532	2,586	18	82
1998	Kevin Crook	115	50	7	.435	688	6	77
1999	Jason Vaughan	195	104	6	.533	1,043	9	45
2000	Jason Thomas	201	106	9	.527	1,708	14	57
2001	Jason Thomas	194	83	12	.428	1,353	8	60
2002	Jason Thomas	274	134	7	.489	1,936	8	55
2003	Kurt Nantkes	323	167	10	.517	1,883	12	50
2004	Shane Steichen	187	92	10	.492	1,011	7	47
2005	Jarrold Jackson	228	124	12	.544	1,321	6	62
2006	Rocky Hinds	359	194	13	.540	2,148	8	71
2007	Travis Dixon	299	159	8	.532	1,873	8	45
2008	Omar Clayton	258	152	4	.589	1,894	18	48
2009	Omar Clayton	326	196	12	.601	2,230	13	75
2010	Omar Clayton	283	158	9	.558	1,818	13	65
2011	Caleb Herring	206	113	6	.549	1,004	8	33
2012	Nick Sherry	426	226	17	.531	2,544	16	75
2013	Caleb Herring	405	256	5	.632	2,718	24	63
2014	Blake Decker	401	231	18	.576	2,886	15	56
2015	Blake Decker	209	120	8	.574	1,713	12	85
2016	Johnny Stanton	107	50	6	.467	676	6	56
2017	Armani Rogers	189	99	5	.524	1,471	6	94
2018	Max Gilliam	225	125	8	.553	1,394	14	79
2019	Kenyon Oblad	308	167	9	.542	2,081	18	75
2020	Max Gilliam	148	89	4	.601	786	5	43
2021	Cameron Friel	226	141	11	.624	1,608	6	75
2022	Doug Brumfield	254	164	5	.646	1,898	10	72



SEASONAL LEADERS



SCORING

YEAR	PLAYER	TD	PAT/K	R	P	FG	TP
1968	Steve Busick, K-FB	9	17/27	2	1	2/6	83
1969	Mack Gilchrist, FB	12	0	2	0	0	76
1970	Mack Gilchrist, FB	10	0	1	0	0	62
1971	Nathaniel Hawkins, SE	8	0	0	0	0	42
1972	Jim Thayer, K	0	16/17	0	0	5/9	31
1973	Mike Thomas, TB	21	0	1	0	0	128
1974	Mike Thomas, TB	19	0	1	0	0	116
1975	Darall Moore, RB	10	0	0	0	0	60
1976	Raymond Strong, RB	10	0	0	0	0	60
1977	Jim Gaetano, K	0	36/37	0	0	8/14	60
1978	Jim Gaetano, K	0	23/25	0	0	11/17	56
1979	Michael Morton, RB	11	0	0	0	0	66
1980	Sam Greene, FL	11	0	0	0	0	66
1981	Ray Crouse, FB	12	0	0	1	0	74
1982	Darral Hambrick, SE	8	0	0	0	0	48
1983	Reggie Farmer, SE	9	0	0	0	0	54
1984	Joey DiGiovanna, K	0	35/40	0	0	16/20	83
1985	Joey DiGiovanna, K	0	21/22	0	0	10/15	51
1986	Jim Cook, K	0	20/22	0	0	11/13	53
1987	Jim Cook, K	0	27/27	0	0	15/17	72
1988	Jim Cook, K	0	16/16	0	0	12/23	53
1989	Kyle Toomer, FB	7	0	0	0	0	42
1990	Keenan McCardell, WR	8	0	0	0	0	48
1991	Nick Garritano, K	0	18/20	0	0	8/16	42
1992	Henry Bailey, WR	10	0	0	0	0	60
1993	Nick Garritano, K	0	20/21	0	0	13/17	59
1994	Nick Garritano, K	0	24/25	0	0	21/26	87
1995	Tony Burton, RB	9	0	0	0	0	54
1996	Alan Di Leo, K	0	31/34	0	0	7/8	52
1997	Tim O'Reilly, K	0	32/34	0	0	9/13	59
1998	James Wofford, RB	5	0	0	0	0	30
1999	Nate Turner, WR	6	0	0	0	0	36
2000	Jason Thomas, QB	11	0	1	0	0	72
2001	Joe Haro, RB	10	0	0	0	0	60
2002	Dillon Pieffer, K	0	33/34	0	0	7/13	54
	Jason Thomas, QB	9	0	0	0	0	54
2003	Dillon Pieffer, K	0	26/28	0	0	20/25	86
2004	Sergio Aguayo, K	0	27/27	0	0	11/15	60
2005	Sergio Aguayo, K	0	21/22	0	0	12/16	57
2006	David Peoples, TB	7	0/0	0	0	0	42
2007	Sergio Aguayo, K	0	21/22	0	0	17/22	72
2008	Frank Summers, RB	10	0/0	0	0	0/0	60
2009	Kyle Watson, K	0	37/37	0	0	9/14	64
2010	Nolan Kohorst, K	0	29/30	0	0	8/11	53
2011	Nolan Kohorst, K	0	24/24	0	0	9/14	51
2012	Nolan Kohorst, K	0	32/33	0	0	12/14	68
2013	Tim Cornett, RB	15	0	0	0	0	90
2014	Jonathan Leiva, PK	0	32/33	0	0	11/17	65
2015	Nicolai Bormand, PK	0	43/44	0	0	12/17	79
2016	Evan Pantels, PK	0	42/42	0	0	13/14	81
2017	Lexington Thomas, RB	17	0	0	0	0	102
2018	Lexington Thomas, RB	13	0	0	0	0	78
2019	Daniel Gutierrez, PK	0	35/36	0	0	11/14	68
2020	Daniel Gutierrez, PK	0	11/12	0	0	5/6	26
2021	Charles Williams, RB	15	0	0	0	0	90
2022	Daniel Gutierrez, PK	0	34/34	0	0	18/19	88

ALL-PURPOSE YARDS

YEAR	PLAYER	RUSH	REC	PR	KOR	TOTAL
1968	Larry Hodges, RB	568	155	4	15	742
1969	Mack Gilchrist, RB	765	105	0	178	1,048
1970	Greg Brown, WR	0	741	288	364	1,393
1971	Greg Brown, WR	0	626	270	234	1,130
1972	Steve Matousek, RB	389	134	0	134	657
1973	Mike Thomas, RB	1,741	76	0	51	1,868
1974	Mike Thomas, RB	1,408	131	0	0	1,539
1975	Henry Vereen, RB	147	42	34	824	1,047
1976	Raymond Strong, RB	907	282	0	200	1,389
1977	Henry Vereen, RB	162	629	82	449	1,322
1978	Leon Walker, RB	922	138	0	0	1,060
1979	Michael Morton, RB	881	242	0	0	1,123
1980	Sam Greene, WR	84	859	0	0	943
1981	Jim Sandusky, WR	(-9)	1,346	61	36	1,434
1982	Waymon Aldridge, WR	19	810	55	375	1,259
1983	Keyvan Jenkins, RB	456	225	0	335	1,016
1984	Kirk Jones, RB	1,007	121	0	15	1,143
1985	Tony Lewis, RB	611	400	153	0	1,164
1986	George Thomas, WR	28	808	0	344	1,180
1987	Ickey Woods, RB	1,658	46	0	0	1,704
1988	Tommy Jackson, RB	894	254	0	34	1,182
1989	Kyle Toomer, RB	736	141	0	0	877
1990	Hunkie Cooper, FL-QB	573	251	173	708	1,705
1991	Hunkie Cooper, FL-QB	436	135	186	309	1,066
1992	Henry Bailey, WR	15	832	219	817	1,883
1993	Demond Thompkins, WR	0	1,068	12	442	1,522
1994	Randy Gatewood, WR	0	1,203	54	67	1,324
1995	Tony Burton, RB	880	277	0	279	1,436
1996	Carlos Baker, WR	(-1)	887	123	279	1,288
1997	James Wofford, RB	624	158	0	90	872
1998	Duane James, WR	2	194	132	749	1,077
1999	Jeremi Rudolph, RB	693	74	0	0	767
2000	Jeremi Rudolph, RB	1,005	44	(-2)	212	1,259
2001	Joe Haro, RB	1,107	0	0	66	1,173
2002	Larry Croom, RB	605	267	92	130	1,094
2003	Dominique Dorsey, RB	626	92	0	351	1,069
2004	Dominique Dorsey, RB	1,261	55	12	310	1,638
2005	Erick Jackson, RB	673	370	0	261	1,304
2006	Casey Flair, WR	0	816	141	0	957
2007	Frank Summers, RB	928	252	0	0	1,180
2008	Ryan Wolfe, WR	91	1,040	0	0	1,131
2009	Deante Purvis, DB/KR	0	0	0	1,165	1,165
2010	Marcus Sullivan, WR	27	102	0	976	1,105
2011	Deante Purvis, DB/KR	0	0	0	1,000	1,000
2012	Tim Cornett, RB	1,232	108	0	39	1,379
2013	Tim Cornett, RB	1,284	164	0	0	1,448
2014	Devonte Boyd, WR	5	980	0	0	985
2015	Keith Whitely, RB	711	154	51	0	916
2016	Charles Williams, RB/KR	763	8	0	422	1,193
2017	Lexington Thomas, RB	1,336	143	0	0	1,479
2018	Lexington Thomas, RB	1,067	165	0	14	1,245
2019	Charles Williams, RB	1,257	54	0	0	1,311
2020	Charles Williams, RB	495	44	0	0	539
2021	Charles Williams, RB	1,261	202	0	0	1,463
2022	Aidan Robbins, RB	1,011	125	0	0	1,136





SEASONAL LEADERS

RECEPTIONS

YEAR	PLAYER	NO	YDS	AVG	TD	LG
1968	Mark Larson, TE	27	391	14.5	2	42
1969	Nathaniel Hawkins, SE	21	370	17.6	3	38
1970	Greg Brown, FL	44	741	16.8	5	79
1971	Greg Brown, FL	38	626	15.9	5	62
1972	Jack Hansen, TE	38	459	12.1	3	33
1973	Jesse Roberts, SE	12	225	18.8	3	34
1974	Mike Haverty, SE	15	251	16.7	3	34
1975	Kurt Schnabel, SE	32	690	21.6	8	46
1976	Mike Haverty, SE	51	738	14.5	5	47
1977	Brian Harris, SE	45	663	14.7	6	50
1978	Brian Harris, SE	20	380	19.0	4	81
1979	Sam Greene, FL	40	821	20.5	9	80
1980	Sam Greene, FL	43	859	20.2	11	78
1981	Jim Sandusky, SE	68	1,346*	19.8	6	71
1982	Darral Hambrick, SE	60	1,060	17.7	8	58
1983	Michael McDade, FL	46	526	11.4	3	36
1984	Tony Gladney, WR	38	641	16.9	8	62
1985	Tony Lewis, RB	37	400	10.8	1	29
1986	George Thomas, WR	34	808	23.8	8	80
1987	George Thomas, WR	45	586	13.0	6	67
1988	Tommy Jackson, TB	26	254	9.8	0	37
1989	Keenan McCardell, WR	54	883	16.4	5	55
1990	Keenan McCardell, WR	68	1,046	15.4	8	58
1991	Henry Bailey, RB	37	595	16.1	4	52
1992	Demond Thompkins, WR	54	919	17.0	6	51
1993	Demond Thompkins, WR	62	1,068	17.2	8	59
1994	Randy Gatewood, WR	88	1,203	13.7	6	55
1995	Damon Williams, WR	41	515	12.6	2	39
1996	Carlos Baker, WR	71	887	12.5	7	46
1997	Damon Williams, WR	61	770	12.6	5	49
1998	Len Ware, WR	39	500	12.8	2	77
1999	Nate Turner, WR	45	627	13.9	6	46
2000	Nate Turner, WR	66	947	14.3	10	57
2001	Michael Johnson, WR	25	435	17.4	2	56
2002	Earvin Johnson, WR	51	793	15.5	4	45
2003	Earvin Johnson, WR	60	834	13.9	4	35
2004	Earvin Johnson, WR	60	795	13.2	8	47
2005	Greg Estandia, TE	49	563	11.5	7	30
2006	Casey Flair, WR	67	816	12.2	4	40
2007	Ryan Wolfe, WR	66	784	11.9	2	45
2008	Ryan Wolfe, WR	88	1,040	11.8	6	46
2009	Ryan Wolfe, WR	74	760	10.3	2	52
2010	Michael Johnson, WR	51	571	11.2	5	60
2011	Phillip Payne, WR	44	509	11.6	7	33
2012	Devante Davis, WR	61	854	14.0	4	75
2013	Devante Davis, WR	87	1,290	14.8	14	69
2014	Devonte Boyd, WR	65	980	15.1	4	56
2015	Devonte Boyd, WR	54	904	16.7	7	75
2016	Devonte Boyd, WR	45	746	16.6	4	64
2017	Devonte Boyd, WR	34	612	18.0	3	94
	Brandon Presley, WR	34	552	16.2	3	46
2018	Brandon Presley, WR	35	434	12.4	3	46
2019	Randal Grimes, WR	44	696	15.8	7	63
2020	Kyle Williams, WR	35	426	12.2	2	35
2021	Steve Jenkins, WR	46	694	15.1	4	80
2022	Ricky White, WR	51	619	12.1	4	72

TOTAL OFFENSE

YEAR	PLAYER	PLYS	RUSH	PASS	TOTAL
1968	Bill Casey, QB	200	(-132)	1,423	1,291
1969	Don Kennedy, QB	237	307	966	1,273
1970	Don Kennedy, QB	212	235	906	1,141
1971	Jim Starkes, QB	253	47	1,059	1,206
1972	Sonny Brasile, QB	191	(-8)	807	799
1973	Mike Thomas, RB	276	1,741	0	1,741
1974	Mike Thomas, RB	202	1,408	0	1,408
1975	Glenn Carano, QB	309	(-3)	2,039	2,036
1976	Glenn Carano, QB	367	(-4)	2,024	2,020
1977	Greg Van Ness, QB	346	174	1,736	1,910
1978	Doug Robertson, QB	247	(-35)	1,104	1,069
1979	Sam King, QB	242	64	1,594	1,658
1980	Larry Gentry, QB	308	52	1,691	1,743
1981	Sam King, QB	507	(-216)	3,778	3,562
1982	Randall Cunningham, QB	475	61	2,847	2,908
1983	Randall Cunningham, QB	422	133	2,545	2,678
1984	Randall Cunningham, QB	443	10	2,628	2,638
1985	Steve Stallworth, QB	348	(-92)	1,920	1,828
1986	Steve Stallworth, QB	309	(-134)	1,869	1,735
1987	Ickey Woods, RB	259	1,658	0	1,658
1988	Charles Price, QB	243	(-89)	1,200	1,111
1989	Derek Stott, QB	294	38	1,701	1,739
1990	Derek Stott, QB	370	233	1,877	2,110
1991	Derek Stott, QB	250	308	1,147	1,455
1992	John Ma'ae, QB	243	174	1,179	1,353
1993	Bob Stockham, QB	410	(-43)	2,490	2,447
1994	Jason Davis, QB	311	6	1,539	1,545
1995	Jared Brown, QB	373	284	1,783	2,067
1996	Jon Denton, QB	594	38	3,591	3,629
1997	Jon Denton, QB	438	5	2,586	2,591
1998	James Wooford, RB	174	816	0	816
1999	Jason Vaughan, QB	248	(-95)	1,043	948
2000	Jason Thomas, QB	339	599	1,708	2,307
2001	Jason Thomas, QB	301	481	1,353	1,834
2002	Jason Thomas, QB	398	448	1,936	2,384
2003	Kurt Nantkes, QB	350	(-135)	1,883	1,748
2004	Dominique Dorsey, RB	226	1,261	0	1,261
2005	Shane Steichen, QB	226	324	967	1,291
2006	Rocky Hinds, QB	408	(-49)	2,148	2,099
2007	Travis Dixon, QB	431	324	1,873	2,197
2008	Omar Clayton, QB	325	163	1,894	2,057
2009	Omar Clayton, QB	402	238	2,230	2,468
2010	Omar Clayton, QB	380	194	1,818	2,012
2011	Caleb Herring, QB	292	119	1,004	1,123
2012	Nick Sherry, QB	471	(-46)	2,544	2,498
2013	Caleb Herring, QB	532	346	2,718	3,064
2014	Blake Decker, QB	548	366	2,886	3,252
2015	Blake Decker, QB	256	127	1,713	1,840
2016	Kurt Palandech, QB	145	359	647	1,006
2017	Armani Rogers, QB	335	780	1,471	2,251
2018	Max Gilliam, QB	277	(-4)	1,394	1,390
2019	Kenyon Oblad, QB	353	(-43)	2,081	2,038
2020	Max Gilliam, QB	209	248	786	1,034
2021	Cameron Friel, QB	272	(-74)	1,608	1,534
2022	Doug Brumfield, QB	344	261	1,898	2,199



SEASONAL LEADERS



QB SACKS

YEAR	PLAYER	SACKS	YARDS
1979	Craig Silverman	10	NA
1980	Todd Liebenstein	10	NA
1981	Todd Liebenstein	4	26
	Reggie Williams	4	25
1982	Phil O'Neil	6	48
1983	Carlos Lovato	5	NA
1984	Daryl Knox	8	NA
1985	Daryl Knox	20	114
1986	Marion Suge Knight	7.5	41
1987	Ike Freeman	7	46
1988	Derek Nicholson	5	41
1989	John Foster	7	45
1990	Carlton Johnson	6	5
1991	Chuck Reed	5	43
	Tom Riley	5	28
1992	Erik Simien	5	30
1993	Tiger Townes	6	48
	Stephen Anderson	6	55
1994	Mark Byers	20.5*	NA
1995	Marvin Robinson	5.5	43
1996	Scott Patton	6.5	41
1997	Talance Sawyer	7	59
1998	Talance Sawyer	4	32
1999	Randy Black	3	20
2000	Anton Palepoi	8	39
2001	Anton Palepoi	4.5	33
2002	Jamaal Brimmer	5.5	39
2003	Ryan Claridge	5.5	53
2004	Ryan Claridge	9.5	61
2005	Leon Moore	4	31
2006	Jeremy Geathers	5.5	43
2007	Jeremy Geathers	5.5	38
2008	Three Players Tied With Two Sacks		
2009	Jason Beauchamp	6.5	43
2010	Preston Brooks	3	12
2011	James Dunlap	6.5	40
2012	Sonny Sanitao	5	38
2013	Tyler Gaston	5.5	39
2014	Siuea Vaesau	5	34
2015	Tau Lotulelei	3	20
2016	Jeremiah Valoaga	4	38
2017	Three Players Tied With Two Sacks		
2018	Roger Mann	4.5	23
2019	Four Players Tied With Two Sacks		
2020	Jacoby Windmon	5	40
2021	Jacoby Windmon	6.5	41
2022	Adam Plant Jr.	8	57

TOTAL TACKLES


YEAR	PLAYER	UT	AT	TOTAL	TFL	SCK-YDS	INT	PBU	FR	FF
1979	Mike Johnson	67	26	93	1-NA	4-NA	1	3	5	4
1980	Mike Walker	72	50	122	11-NA	4-NA	0	2	2	4
1981	Charles Jarvis	66	44	110	4-20	0-0	5	4	1	NA
1982	Mike Walker	43	38	81	2-9	1-8	0	5	0	NA
1983	Kirk Dodge	NA	NA	132	16-NA	1-NA	1	3	4	NA
1984	Tom Polley	26	105	131	5-17	2-NA	0	3	1	NA
1985	Alvin Horn	61	45	106	1-4	0-0	2	6	0	NA
1986	Alvin Horn	31	62	93	1-1	0-0	6	6	3	NA
1987	Darnell Pickens	51	30	81	4-7	0-0	0	1	0	0
1988	Jody Reineohl	51	52	103	3-8	0-0	2	4	2	3
1989	Doc Wise	68	51	119	10-40	1-7	0	2	0	3
1990	Carlton Johnson	53	28	78	4-20	6-5	3	6	1	1
1991	Carlton Johnson	52	30	82	3-17	2-22	4	8	0	0
1992	Donnell Porter	51	31	81	1-2	1-2	3	0	0	1
1993	Jason Medlock	69	68	137	5-34	1-0	0	2	0	1
1994	Keith Clough	33	82	115	0-0	0-0	0	3	2	1
1995	Jabbar Thomas	53	49	102	1-2	0-0	2	5	1	0
1996	Greg Gales	63	29	92	5-17	1-3	0	3	0	2
1997	Scott Patton	86	61	147	5-21	1-8	1	4	1	0
1998	James Sunia	51	64	115	6-12	2-2	0	0	1	0
1999	James Sunia	78	41	119	4-11	2-9	0	2	1	0
2000	Sam Brandon	52	30	82	1-2	0-0	1	7	0	0
2001	Sam Brandon	61	38	99	1-1	0-0	2	7	2	1
2002	Adam Seward	55	78	133	8-23	1.5-16	0	2	1	1
2003	Adam Seward	67	52	119	10-34	0.5-5	2	6	1	1
2004	Adam Seward	59	62	121	7-14	1-7	0	4	1	1
2005	Joe Miklos	60	38	98	3.5-13	0-0	2	1	4	0
2006	Jay Staggs	47	40	87	0.5-1	0-0	3	0	1	1
2007	Beau Bell	79	47	126	9.5-34	3-17	4	3	0	5
2008	Jason Beauchamp	54	73	127	6-33	2-16	0	3	1	0
2009	Jason Beauchamp	46	49	95	12-58	6.5-43	0	1	0	2
2010	Ronnie Paulo	41	44	85	2-4	0-0	0	1	0	0
2011	Nate Carter	41	43	84	3.5-11	0.5-3	0	5	0	1
2012	John Lotulelei	59	61	120	1.5-3	0-0	1	2	0	1
2013	Peni Vea	68	40	108	3.0-14	0-0	2	2	0	0
2014	Tau Lotulelei	45	55	100	10.5-41	3.0-17	0	0	0	2
2015	Ryan McAleenan	52	33	85	3.5-9	3.5-9	1	4	0	1
2016	Tau Lotulelei	62	55	117	16.5-35	3.5-18	0	3	0	1
2017	Dalton Baker	69	30	99	1-20	0-0	0	2	0	2
2018	Dalton Baker	60	49	109	3-10	0-0	2	3	1	0
2019	Rayshad Jackson	61	38	99	14-43	2-14	0	4	0	2
2020	Bryce Jackson	23	19	42	0-0	0-0	0	2	1	0
2021	Jacoby Windmon	59	43	102	7.5-45	6.5-41	0	1	0	2
2022	Austin Ajiake	59	73	132	11-33	4-17	2	0	1	0



Talance Sawyer



Sam Brandon



Anton Palepoi



SEASONAL LEADERS

PUNTING AVERAGE

YEAR	PLAYER	NO	YDS	AVG	LG
1968	Bill Casey	27	1,011	37.4	51
1969	John Ackerley	50	1,900	38.0	55
1970	Jim DiFiore	54	2,090	38.7	63
1971	Jim DiFiore	62	2,535	40.9	66
1972	Jim DiFiore	69	2,902	42.1	78
1973	Jim DiFiore	47	1,850	39.4	64
1974	Kurt Schnabel	36	1,300	36.1	50
1975	Kurt Schnabel	16	572	35.8	57
1976	Steve Gortz	33	1,132	34.3	50
1977	Steve Gortz	55	2,311	42.0	57
1978	Steve Gortz	72	2,951	41.0	69
1979	Keith Reardon	60	2,211	36.9	51
1980	Kevin Rutledge	57	2,329	40.9	71
1981	Kevin Rutledge	50	2,089	41.7	56
1982	Randall Cunningham	27	1,233	45.7	68
1983	Randall Cunningham	56	2,435	43.5	73
1984	Randall Cunningham	59	2,803	47.5	72
1985	Bob Hulberg	66	2,783	42.2	75
1986	Bob Hulberg	64	2,621	40.9	62
1987	Tony Rhynes	56	2,447	43.7	64
1988	Tony Rhynes	66	2,904	44.0	71
1989	Tony Rhynes	56	2,195	39.2	65
1990	Luis Solorio	51	1,892	37.1	57
1991	Brian Parvin	48	2,013	41.9	64
1992	Brian Parvin	57	2,637	46.3	69
1993	Brad Faunce	61	2,745	45.0	61
1994	Brad Faunce	69	2,801	40.6	91
1995	Joe Kristosik	57	2,270	39.8	69
1996	Joe Kristosik	42	1,780	42.4	58
1997	Joe Kristosik	51	1,925	37.8	61
1998	Joe Kristosik	76	3,509	46.2*	67
1999	Ray Cheetany	65	2,950	45.4	67
2000	Ray Cheetany	64	2,646	41.3	66
2001	Gary Cook	64	2,455	38.4	64
2002	Gary Cook	70	2,680	38.3	63
2003	Gary Cook	83	3,604	43.4	66
2004	Gary Cook	64	2,691	42.0	76
2005	Kip Facer	66	2,709	41.0	61
2006	Kip Facer	46	2,078	45.2	78
2007	Brian Pacheco	63	2,651	42.1	77
2008	Dack Ishii	58	2,303	39.7	63
2009	Kyle Watson	54	2,302	42.6	64
2010	Brendon Lamers	76	2,872	37.8	54
2011	Chase Lansford	75	3,093	41.2	66
2012	Chase Lansford	65	2,714	41.8	67
2013	Logan Yunker	65	2,719	41.8	73
2014	Logan Yunker	81	3,283	40.5	61
2015	Logan Yunker	67	2,850	42.5	65
2016	Evan Pantels	64	2,670	41.7	66
2017	Evan Pantels	22	900	40.9	49
2018	Hayes Hicken	65	2,847	43.8	68
2019	Hayes Hicken	66	2,861	43.4	71
2020	Tanner Brown	12	546	46.5	55
2021	Evan Silva	53	2,125	40.1	56
2022	Marshall Nichols	59	2,450	41.5	56

*Led Nation • School record in Bold

Joe Kristosik



Joe Miklos



INTERCEPTIONS

YEAR	PLAYER	NO	YDS	AVG	TD	LG
1968	Jim Thompson	4	46	11.5	1	NA
1969	Jim Thompson	4	34	8.5	0	NA
	George Powell	4	28	7.0	0	NA
1970	Rodger Reeves	5	90	18.0	1	51
1971	Patt Medchill	5	124	24.8	1	34
	Jim Farnham	5	115	23.0	1	44
1972	James Massey	3	0	0.0	0	0
1973	Marlon Beavers	4	98	24.5	0	38
1974	Marlon Beavers	5	164	32.8	1	98
1975	Donnis Watson	3	53	17.7	0	33
	Mike Otto	3	22	7.3	0	20
1976	Marlon Beavers	6	79	13.2	0	33
1977	Dan Budak	3	44	14.7	0	11
1978	Aaron Mitchell	6	25	4.2	0	20
1979	Bob Lowry	4	54	13.5	0	36
1980	Charles Jarvis	4	81	20.3	1	39
1981	Charles Jarvis	5	38	7.6	0	24
1982	Al Ligon	3	39	13.0	0	25
	Rick Van Horne	3	24	8.0	0	16
1983	Al Ligon	3	40	13.3	0	20
1984	Dalton Reed	4	63	15.8	0	27
	Ed Saignes	4	58	14.5	0	30
	David Hollis	4	26	6.5	0	13
1985	Ed Saignes	2	37	18.5	0	37
	Alvin Horn	2	7	3.5	0	7
	Harvey Allen	2	7	3.5	0	7
	Anthony Blue	2	0	0.0	0	0
1986	Alvin Horn	6	35	5.8	0	12
1987	Autney Wren	2	77	38.5	1	60
	Sean Blunt	2	56	28.0	1	62
1988	Charles Anthony	3	47	15.7	0	23
1989	Charles Anthony	2	46	23.0	0	32
	Freddie Phillips	2	42	21.0	0	42
1990	Carlton Johnson	3	52	17.3	0	43
1991	Carlton Johnson	4	0	0.0	0	0
1992	D'Mentre Lacy	4	10	2.5	0	10
1993	Rodney Mazion	2	82	41.0	0	43
	Jason Davis	2	0	0.0	0	0
1994	Rossie Johnson	2	48	24.0	1	48
	Rodney Mazion	2	46	23.0	1	32
	Marvin Robinson	2	39	19.5	0	39
1995	Carlos Hilliard	2	34	17.0	0	34
	Jabbar Thomas	2	15	7.5	0	14
	Jermaine Webster	2	1	0.5	0	1
1996	Bobby Coffman	2	37	18.5	0	23
1997	Randy Black	3	62	20.7	1	29
1998	Five Players Tied With One Interception					
1999	Kevin Thomas	5	75	15.0	1	46
2000	Amar Brisco	2	77	38.5	1	72
	Kevin Thomas	2	39	19.5	0	32
	Randy Black	2	24	12.0	0	24
2001	Kevin Thomas	7	213*	30.4	3*	58
2002	R. Dodd-Masters	2	26	13.0	0	26
	Connie Brown	2	0	0.0	0	0
	Jamal Wynn	2	0	0.0	0	0
2003	Jamaal Brimmer	6	186	31.0	1	62
2004	Joe Miklos	2	79	39.5	0	79
	Jay Staggs	2	35	17.5	0	35
2005	Joe Miklos	2	20	10.5	0	20
2006	Jay Staggs	3	39	13.0	0	39
2007	Beau Bell	4	13	3.2	11	11
2008	Quinton Pointer	2	77	38.5	0	77
2009	Five Players Tied With One Interception					
2010	Will Chandler	5	32	6.4	1	19
2011	Quinton Pointer	2	9	4.5	0	9
	Tani Maka	2	0	0	0	0
2012	Fred Wilson	2	0	0	0	0
	Kenny Keys	2	32	16.0	0	32
	Frank Crawford	4	45	11.2	0	27
2013	Seven Players Tied With One Interception					
2014	Tim Hough	4	58	14.5	0	33
2015	Torry McTyler	3	43	14.3	1	43
2016	Three Players Tied With Two Interceptions					
2017	Javin White	4	30	7.5	0	22
2018	Jericho Flowers	4	45	11.3	0	35
2019	Two Players Tied With One Interception					
2020	Phillip Hill	3	35	11.7	0	19
2021	Ricky Johnson	3	1	0.3	0	1
2022	Cameron Oliver	3	41	13.6	2	21
	Nohl Williams	3	62	20.6	0	54

SEASONAL LEADERS



KICKOFF RETURNS

YEAR	PLAYER	NO	YDS	AVG	TD	LG
1968	Mack Gilchrist	3	66	22.0	0	NA
1969	Roger Reeves	13	274	21.1	0	NA
1970	Greg Brown	16	364	22.8	0	61
1971	Greg Brown	10	234	23.4	0	72
1972	James Massey	11	251	22.8	0	49
1973	Tom Bywaters	18	430	23.9	0	83
1974	Steve Haggerty	15	280	18.7	0	38
1975	Henry Vereen	36	824	22.9	0	82
1976	Henry Vereen	20	628	31.4	0	64
1977	Henry Vereen	22	449	20.4	0	31
1978	Henry Vereen	16	364	22.8	0	65
1979	Keyvan Jenkins	24	448	18.7	0	58
1980	Keyvan Jenkins	18	421	23.4	0	41
1981	Tony Lewis	18	371	20.6	0	31
	Andrew Lazarus	12	273	22.8	0	49
1982	Waymon Aldridge	15	375	25.0	0	50
1983	Keyvan Jenkins	15	335	22.3	0	32
1984	Byron Brown	14	213	15.2	0	29
	Rod Emery	11	208	18.9	0	33
1985	George Thomas	12	263	21.9	0	53
1986	George Thomas	14	344	24.6	0	71
1987	Mike Reddick	21	470	22.4	0	61
	George Thomas	19	465	24.5	0	56
1988	Bernard Jackson	23	482	21.0	0	NA
1989	Vince McGowens	16	394	24.6	1	90
1990	Hunkie Cooper	35	702	20.2	0	39
1991	Hunkie Cooper	15	309	20.6	0	59
1992	Henry Bailey	34	817	24.0	1	82
1993	Demond Thompkins	16	442	27.6	0	47
1994	Henry Bailey	17	432	25.4	0	59
1995	Tony Burton	15	279	18.6	0	33
	Derick Charles	16	281	17.6	0	34
1996	Len Ware	19	422	22.2	0	53
1997	Coury Hankins	11	220	20.0	0	36
1998	Duane James	30	749	24.9	0	49
1999	Duane James	17	400	23.5	0	57
2000	Troy Mason	15	262	17.5	0	34
	Jeremi Rudolph	9	212	23.6	0	39
2001	Troy Mason	11	233	21.2	0	31
	Dominique Dorsey	10	346	34.6	0	87
2002	Troy Mason	13	279	21.5	0	40
	Dominique Dorsey	12	260	21.7	0	28
2003	Dominique Dorsey	18	351	19.5	0	49
2004	Dominique Dorsey	14	310	22.1	0	59
2005	Donell Wheaton	12	248	20.7	0	30
2006	Eric Wright	18	430	23.9	0	54
2007	Lorenzo Burse Jr.	24	470	19.6	0	39
	Gerold Rodriguez	16	380	23.8	0	48
2008	Michael Johnson	37	853	23.1	0	38
	Deante Purvis	18	422	23.4	0	55
2009	Deante Purvis	50	1,165	23.3	1	94
2010	Marcus Sullivan	35	976	27.9	0	73
2011	Deante Purvis	41	1,000	24.4	1	98
2012	Eric Johnson	28	495	17.7	0	31
2013	Keith Whitely	18	407	22.9	0	46
2014	Marcus Sullivan	21	545	26.0	0	48
2015	Aaron Criswell	20	425	21.2	0	58
2016	Charles Williams	24	422	17.6	0	33
2017	Darren Woods Jr.	18	299	16.6	0	34
2018	Evan Owens	15	246	16.4	0	23
2019	Tyleek Collins	14	304	21.7	0	31
2020	Tyleek Collins	16	331	20.7	0	40
2021	Nohl Williams	7	122	17.4	0	22
2022	Nohl Williams	7	172	24.6	0	36

PUNT RETURNS

YEAR	PLAYER	NO	YDS	AVG	TD	LG
1968	Jim Thompson	14	124	8.9	0	NA
1969	Roger Reeves	12	23	1.9	0	NA
	John Ackerley	8	59	7.4	0	NA
1970	Greg Brown	26	288	11.1	1	86
1971	Larry Wright	12	140	11.6	1	82
	Greg Brown	9	270	30.0	1	75
1972	Norm Gookins	12	94	7.8	0	21
1973	Lenny Lucas	6	44	7.3	0	33
1974	Steve Haggerty	20	324	16.2	1	72
1975	Marlon Beavers	14	211	15.1	0	68
1976	Marlon Beavers	15	122	8.1	0	21
1977	Henry Vereen	12	82	6.8	0	32
1978	Henry Vereen	20	155	7.8	0	24
1979	Robert Cobb	3	34	11.3	0	23
1980	Robert Cobb	14	41	2.9	0	15
1981	Jim Sandusky	8	61	7.6	0	13
1982	Waymon Aldridge	11	55	5.0	0	29
1983	Michael Reed	16	78	4.9	0	13
1984	Tony Lewis	11	87	7.9	0	15
	Michael McDade	16	76	4.8	0	14
1985	Tony Lewis	24	153	6.4	0	41
1986	David Hollis	25	282	11.3	0	33
1987	Anthony Drawhorn	23	187	8.1	0	33
1988	Keenan McCardell	29	172	5.9	0	18
1989	Vince McGowens	12	111	9.3	0	21
1990	Hunkie Cooper	14	173	12.4	0	25
1991	Hunkie Cooper	17	186	12.9	1	74
1992	Henry Bailey	15	219	14.6	1	74
1993	Randy Gatewood	7	34	4.9	0	14
1994	Henry Bailey	12	111	9.3	0	26
1995	Carlos Baker	9	44	4.9	0	13
1996	Carlos Baker	12	123	10.3	0	61
1997	Carlos Baker	20	86	4.3	0	38
1998	Duane James	11	132	12.0	1	78
1999	Duane James	15	116	7.7	1	43
2000	Troy Mason	23	378	16.4	1	84
2001	Troy Mason	21	271	12.9	1	57
2002	Troy Mason	18	134	7.4	0	32
2003	Tremayne Kirkland	25	314	12.6	0	75
2004	Donell Wheaton	19	113	5.9	0	38
2005	Tremayne Kirkland	11	69	6.3	0	15
2006	Casey Flair	11	141	12.8	0	32
2007	Casey Flair	14	118	8.4	0	40
2008	Casey Flair	7	69	9.9	0	16
2009	Ryan Wolfe	4	20	5.0	0	9
	Mike Grant	2	20	10.0	0	15
2010	Michael Johnson	9	22	2.4	0	19
2011	Michael Johnson	11	52	4.7	0	21
2012	Marcus Sullivan	10	60	6.0	0	16
2013	Keith Whitely	15	43	2.9	0	14
2014	Jay Mitchell	14	124	8.9	0	48
2015	Keith Whitely	11	51	4.6	0	19
2016	Mekhi Stevenson	10	-5	-0.5	0	5
2017	Jericho Flowers	8	46	5.8	0	16
2018	Tyleek Collins	8	20	2.5	0	9
2019	Jacob Gasser	20	49	2.5	0	10
2020	Tyleek Collins	4	34	8.5	0	13
2021	Nohl Williams	4	28	7.0	0	22
2022	Nohl Williams	7	46	6.6	0	14





YEAR-BY-YEAR BREAKDOWN

REBEL FOOTBALL YEAR-BY-YEAR

Year	Overall	Conf.	Home	Road	Neutral	Coach	Affiliation/Conference
1968	8-1		6-1	2-0		Ireland	College Division
1969	6-4		4-2	2-2		Ireland	College Division
1970	6-4		4-2	2-2		Ireland	College Division
1971	5-4-1		4-2-1	1-2		Ireland	College Division
1972	1-10		1-6	0-4		Ireland	College Division
1973	8-3		7-1	1-2		Meyer	Division II
1974	12-1		10-0	2-0	0-1	Meyer	Division II
1975	7-4		6-1	1-3		Meyer	Division II
1976	9-3		8-0	1-3		Knap	Division II
1977	9-2		6-0	3-2		Knap	Division II
1978	7-4		6-1	1-2	0-1	Knap	Division I-A
1979	9-1-2		5-0-2	4-1		Knap	Division I-A
1980	7-4		4-2	3-2		Knap	Division I-A
1981	6-6		3-3	3-3		Knap	Division I-A
1982	3-8	1-5	2-3	1-5		Hyde	Division I-A/Big West
1983	7-4	4-2	4-2	3-2		Hyde	Division I-A/Big West
1984	11-2	7-0	5-1	5-1	1-0	Hyde	Division I-A/Big West
1985	5-5-1	4-2-1	4-2	1-3-1		Hyde	Division I-A/Big West
1986	6-5	3-4	4-2	2-3		Nunnely	Division I-A/Big West
1987	5-6	4-3	4-2	1-4		Nunnely	Division I-A/Big West
1988	4-7	3-4	2-4	2-3		Nunnely	Division I-A/Big West
1989	4-7	3-4	4-2	0-5		Nunnely	Division I-A/Big West
1990	4-7	3-4	1-4	3-3		Strong	Division I-A/Big West
1991	4-7	2-5	2-4	2-3		Strong	Division I-A/Big West
1992	6-5	3-3	5-1	1-4		Strong	Division I-A/Big West
1993	3-8	2-4	1-4	2-4		Strong	Division I-A/Big West
1994	7-5	5-1	5-2	2-3		Horton	Division I-A/Big West
1995	2-9	1-5	2-3	0-6		Horton	Division I-A/Big West
1996	1-11	1-7	1-5	0-6		Horton	Division I-A/WAC
1997	3-8	2-6	3-2	0-6		Horton	Division I-A/WAC
1998	0-11	0-8	0-5	0-6		Horton	Division I-A/WAC
1999	3-8	1-6	0-5	3-3		Robinson	Division I-AM/W
2000	8-5	4-3	6-0	2-5		Robinson	Division I-AM/W
2001	4-7	3-4	1-4	3-3		Robinson	Division I-AM/W
2002	5-7	3-4	3-3	2-4		Robinson	Division I-AM/W
2003	6-6	2-5	2-4	4-2		Robinson	Division I-AM/W
2004	2-9	1-6	1-4	1-5		Robinson	Division I-AM/W
2005	2-9	1-7	2-3	0-6		Sanford	Division I-AM/W
2006	2-10	1-7	2-4	0-6		Sanford	Division I-AM/W
2007	2-10	1-7	1-5	1-5		Sanford	FBS/MW
2008	5-7	2-6	4-3	1-4		Sanford	FBS/MW
2009	5-7	3-5	4-3	1-4		Sanford	FBS/MW
2010	2-11	2-6	2-4	0-7		Hauck	FBS/MW
2011	2-10	1-6	2-3	0-7		Hauck	FBS/MW
2012	2-11	2-6	2-5	0-6		Hauck	FBS/MW
2013	7-6	5-3	4-3	3-2	0-1	Hauck	FBS/MW
2014	2-11	1-7	2-4	0-7		Hauck	FBS/MW
2015	3-9	2-6	2-4	1-5		Sanchez	FBS/MW
2016	4-8	3-5	3-3	1-5		Sanchez	FBS/MW
2017	5-7	4-4	2-4	3-3		Sanchez	FBS/MW
2018	4-8	2-6	3-3	1-5		Sanchez	FBS/MW
2019	4-8	2-6	2-4	2-4		Sanchez	FBS/MW
2020	0-6	0-6	0-3	0-3		Arroyo	FBS/MW
2021	2-10	2-6	1-5	1-5		Arroyo	FBS/MW
2022	5-7	3-5	4-2	1-5		Arroyo	FBS/MW
Totals	261-364-4	99-200	178-154-3	82-206-1	1-3		

YEAR-BY-YEAR TEAM AVERAGES

Year	Scoring Offense	Scoring Defense	Total Offense	Total Defense	Rushing Offense	Rushing Defense	Passing Offense	Passing Defense
1968	29.5	11.4	370.8	193.4	185.7	79.0	185.2	114.4
1969	27.1	25.5	344.7	297.3	219.2	127.9	125.5	169.4
1970	31.3	24.1	402.1	325.6	197.3	159.1	204.8	166.5
1971	25.4	17.1	254.3	290.5	97.9	173.7	155.7	116.8
1972	13.5	26.3	275.3	318.6	120.2	184.3	155.0	134.5
1973	27.6	13.7	350.6	248.4	289.1	131.5	61.5	116.9
1974	34.1	19.3	388.3	318.6	303.1	138.9	85.2	179.7
1975	30.1	17.4	382.8	347.3	189.1	187.8	193.7	159.5
1976	24.7	18.0	405.0	355.2	154.5	153.7	250.5	196.5
1977	27.2	21.5	453.7	373.6	202.9	189.5	250.1	184.2
1978	22.6	16.5	383.1	304.0	241.3	171.8	141.8	132.2
1979	30.8	25.0	472.1	347.8	250.6	179.3	221.5	168.4
1980	34.9	23.4	446.2	334.3	210.3	145.6	235.9	188.6
1981	27.1	36.1	491.3	457.9	138.8	247.8	352.5	210.1
1982	22.4	30.2	370.9	454.5	97.5	215.3	273.5	239.2
1983	23.2	17.5	395.2	318.6	163.8	140.6	231.4	178.0
1984	29.8	20.2	406.3	359.6	187.3	139.9	219.0	214.2
1985	17.2	19.1	319.5	322.5	145.1	176.7	174.4	145.8
1986	26.0	21.9	341.5	316.7	129.5	165.3	212.1	151.5
1987	22.2	27.0	320.4	375.4	198.0	191.2	122.4	184.3
1988	16.0	28.5	291.6	412.3	143.4	199.3	148.2	213.0
1989	21.2	30.9	374.4	390.5	184.7	155.4	189.6	235.1
1990	21.7	29.5	370.8	417.0	180.3	200.9	190.6	216.1
1991	20.0	32.7	346.5	422.4	195.9	156.4	150.5	266.0
1992	22.0	28.2	352.4	434.8	147.3	213.5	205.1	221.4
1993	23.5	31.5	353.9	442.7	103.6	155.7	250.3	287.0
1994	23.9	27.7	341.1	406.6	96.3	227.6	244.8	179.0
1995	20.2	47.3	409.6	534.5	184.8	278.1	224.8	256.4
1996	23.0	45.9	384.8	543.0	77.5	269.0	307.7	274.0
1997	25.5	29.3	417.3	381.6	131.8	185.2	285.5	196.5
1998	14.2	35.4	255.3	429.2	114.8	233.9	140.5	195.3
1999	14.5	29.5	260.0	404.9	113.5	234.2	146.5	170.7
2000	28.2	21.8	339.0	261.0	227.8	141.2	159.3	210.1
2001	25.8	24.5	358.5	347.5	214.6	158.1	143.8	189.4
2002	24.3	30.5	409.5	393.8	214.4	159.1	195.1	234.7
2003	21.3	22.7	309.2	377.7	133.4	137.9	175.8	239.8
2004	20.8	32.5	340.5	378.5	173.1	171.3	167.5	207.3
2005	18.8	34.6	325.4	405.6	108.0	155.5	217.4	250.1
2006	19.8	31.8	316.8	387.3	89.5	161.4	227.3	225.9
2007	18.2	28.6	353.2	386.8	140.7	183.6	212.5	203.2
2008	25.6	32.6	345.0	423.2	121.7	213.1	223.3	210.1
2009	24.8	32.4	351.2	456.2	126.8	220.6	224.4	235.6
2010	18.4	39.7	274.2	450.5	103.3	222.7	170.9	227.8
2011	17.3	40.4	273.7	443.2	164.1	194.2	109.6	249.0
2012	22.0	32.6	367.9	445.2	149.1	207.1	218.8	238.2
2013	29.9	31.8	411.4	433.2	172.5	215.5	238.8	217.7
2014	21.9	38.5	387.4	513.5	129.2	293.8	258.2	219.6
2015	28.6	33.7	404.7	457.2	193.2	217.5	211.4	239.8
2016	31.6	36.8	404.4	430.1	241.5	186.9	162.9	243.2
2017	28.8	31.8	427.1	458.7	240.2	239.3	186.9	219.3
2018	28.8	37.2	391.2	454.2	224.3	186.6	166.8	267.6
2019	24.2	33.0	374.3	442.3	168.2	186.2	206.2	256.2
2020	17.3	38.0	330.5	482.2	144.7	255.0	185.8	227.2
2021	20.8	32.8	294.4	365.8	109.8	171.9	202.5	236.5
2022	26.3	28.5	352.4	383.7	137.4	157.9	215.0	225.7

School record in BOLD

50-POINT PERFORMANCES

BY UNLV (25)

Opponent	Score	Year	Site
Idaho State	80-8	2015	Las Vegas
New Mexico	72-7	1980	Albuquerque, NM
Wyoming	69-66 (3OT)	2016	Las Vegas
Cal Tech	69-0	1968	Las Vegas
Jackson State	63-13	2016	Las Vegas
Nebraska-Omaha	63-42	1976	Las Vegas
Prairie View A&M	63-28	1974	Las Vegas
Nat. U. of Mexico	63-6	1971	Las Vegas
Western Illinois	59-29	1977	Las Vegas
North Texas	58-27	2022	Las Vegas
New Mexico State	58-42	1986	Las Cruces, NM
Southern Utah	56-23	2019	Las Vegas
New Mexico	56-42	2013	Albuquerque, NM
Colorado State	56-15	1980	Fort Collins, CO
Oregon Tech	56-0	1970	Las Vegas
New Mexico Highlands	55-31	1971	Las Vegas
Idaho State	54-10	2006	Las Vegas
UTEP	53-14	1980	Las Vegas
Idaho	53-14	1978	Las Vegas
Idaho State	52-21	2022	Las Vegas
UTEP	52-24	2018	Las Vegas
Central Michigan	52-24	1994	Las Vegas
New Mexico Highlands	52-14	1974	Las Vegas
Portland State	51-14	1986	Las Vegas
Santa Clara	51-19	1974	Las Vegas



Ryan Wolfe helped UNLV score 54 points in the 2006 season opener.

55-POINT PERFORMANCES BY OPPONENT

Opponent	Score	Year	Site
Houston	0-69	1989	Las Vegas
Utah	28-69	1981	Las Vegas
Wyoming	69-66	2016	Las Vegas
Air Force	17-65	1996	Las Vegas
Nevada, Reno	28-63	2009	Reno
Utah	28-63	2004	Salt Lake City, UT
BYU	28-63	1996	Provo, UT
Tennessee	3-62	1996	Knoxville, TN
Northern Illinois	14-62	1995	DeKalb, IL
Utah State	28-59	2018	Logan, UT
Washington State	7-59	2011	Pullman, WA
Hawaii	21-59	2010	Honolulu, HI
BYU	21-59	2009	Las Vegas
Oregon	6-59	1992	Eugene, OR
Arizona	13-58	2014	Tucson, AZ
Arizona	13-58	2013	Las Vegas
Louisiana Tech	31-58	2012	Ruston, LA
New Mexico State	34-58	1995	Las Vegas
Hawaii	30-58	1995	Las Vegas
Iowa State	30-57	1995	Ames, IA
Hawaii	19-57	1969	Honolulu, HI
TCU	9-56	2011	Fort Worth, TX
Fresno State	27-56	2019	Fresno, CA
Boise State	27-55	2015	Las Vegas
BYU	7-55	2010	Provo, UT
BYU	14-55	2005	Las Vegas
San Jose State	48-55 (OT)	1997	Las Vegas
Nevada, Reno	32-55	1995	Reno
Hawaii	22-55	1992	Honolulu, HI
San Jose State	12-55	1991	San Jose, CA

SCORING AND ATTENDANCE



UNLV YEARLY ATTENDANCE FIGURES

NO RECORDS 1968-70

Year	Home	Avg/Game	Road	Avg/Game	Total	Avg/Game
1971	46,000	6,571	20,340	6,780	66,340	6,634
1972	52,833	7,547	37,355	9,339	90,188	8,199
1973	81,676	10,210	36,335	12,112	118,011	10,728
1974	97,978	9,798	27,467	9,156	125,445	9,650
1975	84,098	12,014	44,113	11,028	128,211	11,656
1976	104,588	13,073	36,351	9,087	140,939	11,744
1977	80,838	13,473	84,696	16,939	165,534	15,049
1978	122,802	17,543	64,126	21,375	214,428	19,493
1979	159,645	22,806	106,074	21,215	265,719	22,143
1980	140,533	23,422	123,730	24,746	264,263	24,024
1981	148,792	24,799	146,364	24,394	295,156	24,596
1982	85,996	17,199	103,854	17,309	189,850	17,259
1983	93,364	15,560	96,486	16,081	180,545	16,413
1984	118,068	19,678	127,110	18,159	245,178	18,860
1985	112,443	18,741	139,637	27,927	252,080	22,916
1986	103,462	17,244	54,250	10,850	157,712	14,337
1987	121,296	20,216	78,182	15,636	199,478	18,134
1988	98,953	16,492	118,861	23,772	217,814	19,801
1989	102,600	17,100	72,608	14,522	175,208	15,928
1990	93,367	18,673	73,975	12,329	167,342	15,213
1991	98,890	16,482	91,204	18,241	190,094	17,281
1992	78,492	13,082	116,118	23,224	194,610	17,692
1993	52,473	10,494	183,264	30,544	235,737	21,430
1994*	68,218	11,370	98,320	19,664	166,538	15,140
1995	54,858	10,972	148,747	24,791	203,605	18,510
1996	118,743	19,791	259,036	43,173	377,779	31,482
1997	101,245	20,249	191,833	31,972	293,078	26,643
1998	90,002	18,000	225,888	37,648	315,890	28,707
1999	114,961	22,992	159,862	26,644	274,823	24,984
2000*	103,491	20,698	254,455	36,351	357,946	29,829
2001	122,513	24,503	192,962	32,160	315,475	28,680
2002	165,493	27,582	203,660	33,943	369,153	30,763
2003	154,829	25,805	225,394	37,566	380,223	31,685
2004	109,352	21,870	327,773	54,629	437,125	39,739
2005	99,570	19,914	150,028	25,005	249,598	22,691
2006	115,442	19,240	237,904	39,651	353,346	29,446
2007	175,684	29,281	141,986	23,664	317,670	26,473
2008	145,944	20,849	207,069	41,414	353,004	29,417
2009	159,423	22,775	126,206	25,241	285,629	23,802
2010	123,672	20,612	270,673	38,668	394,345	30,334
2011	105,995	21,199	224,416	32,059	330,411	27,534
2012	106,456	15,208	148,208	24,701	254,664	19,589
2013	120,486	17,212	168,245	33,649	288,731	22,210
2014	94,042	15,674	215,322	30,760	309,365	23,797
2015	116,228	19,371	206,083	34,347	322,311	26,859
2016	110,336	18,389	196,939	32,823	307,275	25,606
2017	104,692	18,389	203,047	33,841	307,739	25,644
2018	100,935	16,822	165,305	27,550	266,240	22,187
2019	119,186	19,864	147,833	24,639	267,019	22,252
2020	4,000	1,033	0	0	4,000	1,033
2021	134,139	22,357	159,358	26,569	293,497	24,558
2022	132,673	22,112	183,668	30,611	316,341	26,361
Totals	5,408,489 (321 G)	16,849	7,215,651 (278 G)	25,956	12,974,497 (594 G)	21,843

Road attendance includes neutral site games • School record in **BOLD** • *Does not include Las Vegas Bowl played at Sam Boyd Stadium

LARGEST MARGINS OF VICTORY AND DEFEAT

Opponent	Score	Year	Diff.
Idaho State	80-8	2015	+72
Cal Tech	69-0	1968	+69
at New Mexico	72-7	1980	+65
National U. of Mexico	63-6	1971	+57
Oregon Tech	56-0	1970	+56
Jackson State	63-13	2016	+50
Idaho State	54-10	2006	+44
at Colorado State	56-15	1980	+41
Texas-El Paso	53-14	1980	+39
Idaho	53-14	1978	+39
North Texas	38-0	2000	+38
Northern Iowa	48-10	1975	+38
at Nevada, Reno	45-7	1975	+38
Adams State	38-0	1971	+38
New Mexico Highlands	52-14	1974	+38
Portland State	51-14	1986	+37
Jackson State	39-2	1975	+37

Houston	0-69	1989	-69
at Tennessee	3-62	1996	-59
at Oregon	6-59	1992	-53
at Washington State	7-59	2011	-52
at BYU	7-55	2010	-48
at TCU	3-51	2005	-48
Air Force	17-65	1996	-48
at Northern Illinois	14-62	1995	-48
at TCU	9-56	2011	-47
Iowa State	3-48	2021	-45
Fresno State	3-48	2018	-45
at Arizona	13-58	2014	-45
Arizona	13-58	2013	-45
at BYU	7-52	2006	-45
at Eastern Michigan	6-51	1995	-45
at Miami (FL)	7-51	1972	-44
TCU	6-48	2010	-42
Air Force	10-52	1998	-42
Utah State	0-42	1995	-42
at Nevada, Reno	8-50	1991	-42

LARGEST SINGLE-GAME ATTENDANCE

Opponent	Venue	Year	Score	W/L	Attend.
Michigan	Michigan Stadium	2015	28-7	L	108,683
Tennessee	Neyland Stadium	2004	42-17	L	108,625
Tennessee	Neyland Stadium	1996	62-3	L	106,212
Ohio State	Ohio Stadium	2017	54-21	L	106,187
Wisconsin	Camp Randall Stadium	2004	18-3	L	82,071
Wisconsin	Camp Randall Stadium	2003	23-5	W	78,043
Nebraska	Memorial Stadium	1988	48-6	L	76,398
Wisconsin	Camp Randall Stadium	2011	51-17	L	77,085
Wisconsin	Camp Randall Stadium	1998	52-7	L	75,044
Notre Dame	Notre Dame Stadium	2022	44-21	L	73,165
Wisconsin	Camp Randall Stadium	1985	26-23	L	68,123
Clemson	Memorial Stadium	1993	24-14	L	65,000
BYU	Cougar Stadium	1996	63-28	L	64,872
BYU	LaVell Edwards Stadium	2008	42-35	L	64,081
UCLA	The Rose Bowl	2016	42-21	L	63,712
BYU	LaVell Edwards Stadium	2006	52-7	L	63,341
BYU	LaVell Edwards Stadium	2002	24-3	W	62,543
BYU	Cougar Stadium	1998	38-14	L	61,774
BYU	LaVell Edwards Stadium	2010	55-7	L	61,283
BYU	Cougar Stadium	2000	10-7	L	60,191
Arizona State	Sun Devil Stadium	2008	23-20 (OT)	W	59,852
USC	LA Memorial Coliseum	2018	43-21	L	58,708
West Virginia	Milan Puskar Stadium	2010	49-10	L	58,234
BYU	LaVell Edwards Stadium	2004	24-20	W	55,341
BYU	LaVell Edwards Stadium	2014	42-23	L	53,622
Arkansas	War Memorial Stadium	2001	14-10	L	52,213
Arizona	Arizona Stadium	2014	58-13	L	50,103
Southern California	The Coliseum	1997	35-21	L	48,404



UNLV's 1996 trip to Tennessee was played before the then-12th largest campus crowd in college history.



COLLEGIATE RECORDS IN LAS VEGAS

TEAM

RUSHING Attempts

UNLV: 68 vs. Wyoming (1978)
Other: 78 by Air Force at UNLV (2014)

Yards

UNLV: 517 vs. Idaho State (2015)
Other: 459 by Air Force at UNLV (1996)
459 by Northern Illinois at UNLV (1987)

Touchdowns

UNLV: 7 vs. Idaho State (2015)
7 vs. Prairie View A&M (1974)
Other: 7 by Air Force at UNLV (1996)
7 by Utah at UNLV (1981)

PASSING Attempts

UNLV: 79 vs. Idaho (1994)
Other: 64 by Houston at UNLV (1989)

Completions

UNLV: 48 vs. Idaho (1994)
Other: 39 by Houston at UNLV (1989)

Yards

UNLV: 635 vs. Idaho (1994)
Other: 546 by New Mexico State at UNLV (1995)

Touchdowns

UNLV: 6 vs. UTEP (1990)
Other: 5 by Wyoming at UNLV (2002)
5 by San Jose State at UNLV (1997)
5 by San Jose State at UNLV (1995)
5 by San Jose State at UNLV (1991)
5 by Houston at UNLV (1989)

Interceptions

UNLV: 6 vs. Louisiana-Lafayette (1987)
6 vs. Louisiana-Lafayette (1993)
Other: 5 by Idaho State at UNLV (1984)
5 by Utah State at UNLV (1983)

Completion Percentage

UNLV: .846 (11-13) vs. Jackson State (2016)

TOTAL OFFENSE

Most Yards

UNLV: 653 vs. Wyoming (2016)
Other: 721 by New Mexico State at UNLV (1995)

SCORING

Points

UNLV: 80 vs. Idaho State (2015)
Other: 69 by Houston at UNLV (1989)
69 by Utah at UNLV (1981)

Touchdowns

UNLV: 11 vs. Idaho State (2015)
Other: 9 by Wyoming at UNLV (2016)
9 by Air Force at UNLV (1996)
9 by Houston at UNLV (1989)

Field Goals

UNLV: 4 (9 times) last time vs. EWU (2021)
Other: 5 by BYU at UNLV (1999)

Margin of Victory

UNLV: 72 (80-8) vs. Idaho State (2015)
57 (63-6) vs. National University of Mexico (1971)
50 (63-13) vs. Jackson State (2016)
44 (54-10) vs. Idaho State (2006)
39 (53-14) vs. UTEP (1980)
39 (53-14) vs. Idaho (1978)
Other: 69 (69-0) by Houston at UNLV (1989)

ATTENDANCE

Largest Crowd

UNLV: 42,075, Wisconsin at UNLV (2002)
Other: 54,541, BYU vs. Arizona (2021 Vegas Kickoff Classic at Allegiant Stadium)

INDIVIDUAL

RUSHING Attempts

UNLV: 37, Ickey Woods vs. Long Beach State (1987)
37, Ickey Woods vs. Pacific (1987)
Other: 44, Chris Lemon of Nevada, Reno at UNLV (1998)

Yards

UNLV: 266, Mike Thomas vs. Boise State (1974)
Other: 286, Nathan DuPree of San Jose State at UNLV (1992)

Touchdowns

UNLV: 4, Armani Rogers (QB) vs. Prairie View A&M (2018)
4, Mike Thomas vs. Prairie View A&M (1974)
4, Henry Melton vs. New Mexico Highlands (1974)
4, Mike Thomas vs. Wisconsin-Milwaukee (1973)
Other: 4, Steven Jackson of Oregon State vs. UNM (2003 LV Bowl)
4, Mike Anderson of Utah at UNLV (1999)
4, Wasean Tait of Toledo vs. Nevada, Reno (1995 Las Vegas Bowl)
4, Kirk Compton of New Mexico State at UNLV (1995)
4, Glenn Freitas of Hawaii at UNLV (1995)

PASSING Attempts

UNLV: 56, Caleb Herring vs. Hawai'i (2013)
Other: 61, Timmy Chang of Hawai'i at UNLV (2003)

Completions

UNLV: 34, Caleb Herring vs. Hawai'i (2013)
Other: 37, Timmy Chang of Hawai'i at UNLV (2003)

Yards

UNLV: 503, Jon Denton vs. San Diego State (1996)
Other: 546, Cody Ledbetter of New Mexico State at UNLV (1995)

Touchdowns

UNLV: 5, Caleb Herring vs. San Diego State (2013)
5, Shane Steichen vs. New Mexico (2006)
5, Larry Gentry vs. Texas-El Paso (1980)
Other: 5, Casey Bramlet of Wyoming at UNLV (2002)
5, Dan O'Dell of San Jose State at UNLV (1997)
5, Ken Lutz of San Jose State at UNLV (1995)
5, Jeff Garcia of San Jose State at UNLV (1991)
5, Andre Ware of Houston at UNLV (1989)

Interceptions

UNLV: 6, Bob Stockham vs. Louisiana-Lafayette (1993)
6, Richard Williams vs. Louisiana-Lafayette (1987)
Other: 5, Vern Harris of Idaho State at UNLV (1984)

Completion Percentage

UNLV: .857 (24-28), Caleb Herring vs. Central Michigan (2013)

RECEIVING

Receptions

UNLV: 23, Randy Gatewood vs. Idaho (1994)
Other: 13, Gerrell Robinson of ASU vs. Boise State (2011 LV Bowl)
13, Kealoha Piliars of Hawai'i at UNLV (2009)

Yards

UNLV: 363, Randy Gatewood vs. Idaho (1994)
Other: 241, Gerrell Robinson of ASU vs. Boise State (2011 LV Bowl)

Touchdowns

UNLV: 4, Devante Davis vs. San Diego State (2013)
4, Nathaniel Hawkins vs. New Mexico Highlands (1971)
Other: 4, Lucious Davis of New Mexico State at UNLV (1993)

TOTAL OFFENSE

Most Yards

UNLV: 513, Jon Denton vs. San Diego State (1996)
Other: 559, Cody Ledbetter of New Mexico State at UNLV (1995)

SCORING

Points

UNLV: 26, Mike Thomas vs. Santa Clara (1974)

Other: 30, Steven Jackson of Oregon State vs. UNM (2003 LV Bowl)
24, Mike Anderson of Utah at UNLV (1999)
24, Wasean Tait of Toledo vs. Nevada, Reno (1995 Las Vegas Bowl)
24, Kirk Compton of New Mexico State at UNLV (1995)
24, Glenn Freitas of Hawaii at UNLV (1995)

Touchdowns

UNLV: 4 (9 times) last time Armani Rogers (QB) vs. Prairie View A&M (2018)
Other: 5, Steven Jackson of Oregon State vs. UNM (2003 LV Bowl)
4 (5 times) last time Mike Anderson of Utah at UNLV (1999)

Field Goals

UNLV: 5, Daniel Gutierrez vs. Fresno State (2022)
Other: 5, Owen Pochman of BYU at UNLV (1999)



QB Dalton Sneed's 91-yard dash for a TD in 2016 is the longest run by a collegian in city history.

LONGEST PLAYS

Rush

UNLV: 91, Dalton Sneed (QB) vs. Fresno State (2016) TD
89, Darin Brightmon vs. New Mexico State (1989) TD
Other: 76, Mike Anderson of Utah vs. Fresno State (1999 Las Vegas Bowl)
76, Saladin McCullough of Oregon vs. Air Force (1997 Las Vegas Bowl) TD

Pass

UNLV: 87, Carlton Kelley to Henry Vereen vs. Northern Arizona (1977) TD
Other: 87, Jack Hawley to Derrick Lewis of San Diego State at UNLV (1999) TD

Field Goal

UNLV: 54, Nicolai Bormand vs. Northern Colorado (2014)
54, Nick Garritano vs. Nevada, Reno (1994)
54, Nick Garritano vs. San Jose State (1994)
Other: 62, Jason Hanson of Washington State at UNLV (1991)

Punt

UNLV: 91, Brad Faunce vs. Nevada, Reno (1994)
Other: 77, Brad Langley of Nevada, Reno at UNLV (2008)

Kickoff Return

UNLV: 99, Ken Bowles vs. Cal Poly San Luis Obispo (1976) TD
Other: 100, Doug Martin of Boise State vs. ASU (2011 LV Bowl) TD
100, Reggie Wilson of Utah at UNLV (1981) TD

Punt Return

UNLV: 86, Greg Brown vs. Oregon Tech, 1970 (TD)
Other: 77, Kendal Smith of Utah State at UNLV (1987) TD

Interception Return

UNLV: 100, Pat Medchill vs. Southern Utah State (1970) TD
Other: 100, Tyree Robinson of Oregon vs. Boise State (2017 Las Vegas Bowl) TD
100, Jamar Taylor of Boise State vs. ASU (2011 Las Vegas Bowl) TD

Fumble Return

UNLV: 82, Will Chandler vs. Wisconsin (2010)
Other: 86, Troy Dye of Oregon vs. Boise State (2017 Las Vegas Bowl) TD



NCAA

Total Offensive Plays in One Quarter
41 by QB Jason Davis vs. Idaho, 9-17-94 (4th Qtr.)

Total Offensive Yards in One Quarter
347 by QB Jason Davis vs. Idaho, 9-17-94 (4th Qtr.)

Pass Attempts in One Quarter
41 by QB Jason Davis vs. Idaho, 9-17-94 (4th Qtr.)

Pass Completions in One Quarter
28 by QB Jason Davis vs. Idaho, 9-17-94 (4th Qtr.)

Passing Yards in One Quarter
347 by QB Jason Davis vs. Idaho, 9-17-94 (4th Qtr.)



Receptions in One Game (Tied with one)
23 by WR Randy Gatewood vs. Idaho, 9-17-94

Game with Two Teammates Passing for 250 Yards or More
(3 times ever)
381 by QB Jason Davis & 254 by QB Jared Brown vs. Idaho, 9-17-94

Longest Fumble Return For a Touchdown (Tied with two)
100 by DB Kevin Thomas at Baylor, 9-11-99

Average All-Purpose Yardage Gain Per Play
Game (Min. 300 Yards, 25 plays)
16.8 by Randy Gatewood vs. Idaho, 9-17-94 (419 on 25)

Both Teams Gaining 600 Yards or More (Tied with 64)
614 by UNLV and 707 by Idaho, 9-17-94
627 by UNLV and 670 by San Diego State, 11-16-96

BIG WEST

Conference ceased football after 2000 season (additional to NCAA)

Pass Attempts in One Game
79 vs. Idaho, 9-17-94

Pass Completions in One Game
48 vs. Idaho, 9-17-94

Passing Yards in One Game
635 vs. Idaho, 9-17-94

Receiving Yards in One Game
363 by Randy Gatewood, 9-17-94

Season Team Punting Average
47.5, 1984

Season All-Purpose Yards Per Play
18.5 by WR Henry Bailey, 1992 (1,883 on 102)

Consecutive Field Goals Made
14 by Jim Cook, 1987

Game Punting Average
54.0 by Brian Parvin vs. Hawaii, 10-24-92

Season Punting Average
47.5 by Randall Cunningham, 1984

Career Punting Average
45.2 by Randall Cunningham, 1982-84

WESTERN ATHLETIC



UNLV holds no WAC team or individual records. WAC ceased football after 2012.

MOUNTAIN WEST

(additional to NCAA)



TEAM RECORDS

Most Points Scored, Game: 80, UNLV vs. Idaho State (9/26/15)
Most Points Scored, Both Teams: 135, UNLV vs. Wyoming (11/12/16)
Most Points Scored, First Quarter: 35, (Tie) UNLV vs. Idaho State (9/26/15)
Kickoff Returns, Season: 74, UNLV (2010)
Kickoff Return Yards, Season: 1,719, UNLV (2010)
Fumbles Forced, Season: 23, (Tie) UNLV (2003)
Interception Returns for TD, Game: 2, (Tie) UNLV vs. Utah (11/3/01)
Interception Returns for TD, Season (MW Games Only): 4, 2001
Most Penalties, Game: 22, UNLV vs. Wyoming (11/6/04)
Most Penalty Yards, Game: 167, UNLV vs. Wyoming (11/6/04)
Most Interceptions Thrown, Season: 22, (Tie) UNLV (2014)

DEFENSE

Interception Return Yards, Season: 213, Kevin Thomas (2001)
Interception Return Yards, Career: 327, Kevin Thomas (1999-2001)
Interception Returns for TD, Season: 3, (Tie) Kevin Thomas (2001)
Interception Returns for TD, Career: 4, (Tie) Kevin Thomas (1999-2001)
Pass Breakups, Season: 24, Kevin Thomas (1999)
Pass Breakups, Career: 50, Kevin Thomas (1999-2001)
Fumble Return TDs, Career: 2 (Tie), Joe Miklos (2001-05), Jamaal Brimmer (2001-04)


SPECIAL TEAMS

Field Goal Percentage, Season: (18-19) 94.7, Daniel Gutierrez (2022)
Most Extra Points Made, Game: 11, Nicolai Bornand vs. Idaho State (9/26/15)
Kick Returns, Career: 112, Deante Purvis (2008-11)
Kick Returns, Season: 50, Deante Purvis (2009)


INDIVIDUAL RECORDS

OFFENSE

Receptions, Career: 283, Ryan Wolfe (2006-09)
Receiving Touchdowns by a JR., Game: 4, Devante Davis (2013 vs. San Diego State)
Receiving Touchdowns by a FR., Game: 4, Tyleek Collins (10/27/18 at SJSU)




No collegian has returned a fumble 100 yards since Kevin Thomas did it vs. Baylor in 1999.



Randy Gatewood's record of 23 catches in one game still stands.



Henry Bailey set an NCAA record for all-purpose yards in 1992.



Jason Davis' magical quarter of play in 1994 still makes him owner of five NCAA records.

Jon Denton set 10 NCAA freshman records in 1996, all of which have since been broken.





ALL-TIME SERIES HISTORY

ADAMS STATE COLLEGE (1-0)

9-18-71 H. UNLV 38-0

AIR FORCE (6-18)

11-21-81 H. UNLV 24-21
9-7-96 H. AFA 65-17
9-13-97 A. AFA 25-24
9-12-98 H. AFA 52-10
11-13-99 A. AFA 35-16
9-30-00 H. UNLV 34-13
11-17-01 A. UNLV 34-10
11-16-02 H. AFA 49-32
10-11-03 A. AFA 24-7
9-18-04 H. AFA 27-10
10-15-05 A. AFA 42-7
9-24-06 H. UNLV 42-39
10-6-07 A. AFA 31-14
10-18-08 H. AFA 29-28
11-14-09 A. AFA 45-17
11-8-10 H. AFA 35-20
11-19-11 A. AFA 45-17
9-22-12 H. UNLV 38-35
11-21-13 A. UNLV 41-21
11-8-14 H. AFA 48-21
10-14-17 A. AFA 34-30
10-19-18 H. AFA 41-35
11-26-21 A. AFA 48-14
10-15-22 H. AFA 42-7

ALCORN STATE (1-0)

11-30-74 H. UNLV 35-22

AKRON (0-1)

11-27-76 A. AKRON 27-6

ARIZONA (0-3)

9-22-01 A. UA 38-21
9-7-13 H. UA 58-13
8-29-14 A. UA 58-13

ARIZONA STATE (1-1)

9-13-08 A. UNLV (OT) 23-20
9-11-21 A. ASU 37-10

ARKANSAS (1-1)

12-21-00 H. UNLV 31-14
8-30-01 A. ARK 14-10

ARKANSAS STATE (1-2)

10-9-95 H. UNLV 28-23
9-22-18 A. ASU 27-20
9-7-19 H. ASU 43-17

AZUSA PACIFIC (2-0)

9-21-68 A. UNLV 29-8
9-18-69 A. UNLV 35-13

BAYLOR (1-2)

9-19-87 H. BU 21-14
9-3-88 A. BU 27-3
9-11-99 A. UNLV 27-24

BOISE STATE (3-8)

9-16-72 A. BSU 36-16
10-13-73 H. UNLV 24-19
10-19-74 H. UNLV 37-35
10-18-75 A. BSU 34-21
11-6-76 H. UNLV 31-26
9-24-77 A. BSU 45-14
11-5-11 H. BSU 48-21
10-20-12 A. BSU 32-7
10-31-15 H. BSU 55-27
11-18-16 A. BSU 42-25
10-5-19 H. BSU 38-13
12-4-20 H. CANCELED

BYU (3-17)

12-2-78 N. BYU 28-24
11-29-80 H. BYU 54-14
10-10-81 A. UNLV 45-41
9-2-82 H. BYU 27-0
10-12-96 A. BYU 63-28
10-10-98 A. BYU 38-14
10-23-99 H. BYU 29-0
9-23-00 A. BYU 10-7
9-29-01 H. BYU 35-31

10-19-02 A. UNLV 24-3
10-25-03 H. BYU (OT) 27-20
10-8-04 A. UNLV 24-20
11-5-05 H. BYU 55-14
10-21-06 A. BYU 52-7
10-13-07 H. BYU 24-14
10-25-08 A. BYU 42-35
10-10-09 H. BYU 59-21
11-6-10 A. BYU 55-7
11-15-14 A. BYU 42-23
11-10-17 H. BYU 31-21

CALIFORNIA (0-1)

9-10-22 A. CAL 20-14

CAL LUTHERAN (0-2)

11-23-68 H. CL 17-13
9-20-69 H. CL 26-0

CAL POLY (1-1)

11-6-71 H. SLO 13-3
10-30-76 H. UNLV 28-10

CAL STATE FULLERTON (13-4)

10-22-70 A. UNLV 20-10
10-21-72 H. CSF 30-20
10-29-77 H. UNLV 24-21
11-25-78 H. UNLV 24-7
9-8-79 H. UNLV 35-14
10-4-80 H. UNLV 36-17
11-27-82 H. UNLV 42-23
11-12-83 A. UNLV 13-0
11-10-84 H. UNLV 26-20
10-19-85 A. UNLV 10-6
9-27-86 H. UNLV 40-23
10-17-87 A. CSF 28-14
9-17-88 H. CSF 20-10
9-30-89 A. CSF 34-20
10-6-90 H. UNLV 29-10
10-12-91 A. UNLV 25-3
11-28-92 H. UNLV 33-16

CAL STATE LOS ANGELES (2-1)

10-17-70 H. CSLA 21-20
9-23-72 H. UNLV 31-0
9-15-73 H. UNLV 42-7

CAL STATE NORTHRIDGE (0-1)

10-9-93 H. CSN 24-18

CAL TECH (1-0)

10-26-68 H. UNLV 69-0

CENTRAL ARKANSAS (1-0)

9-8-73 H. UNLV 38-6

CENTRAL MICHIGAN (3-2)

9-18-93 H. UNLV 33-20
9-10-94 A. CMU 35-23
12-15-94 H. UNLV 52-24
9-14-13 H. UNLV 31-21
9-17-16 A. CMU 44-21

CLEMSON (0-1)

9-4-93 A. CLEM 24-14

COLORADO STATE (7-16-1)

10-21-78 A. UNLV 33-6
11-17-79 H. TIE 21-21
9-27-80 A. UNLV 56-15
11-6-82 A. UNLV 36-31
9-21-96 A. CSU 35-16
11-1-97 H. CSU 45-19
9-26-98 A. CSU 38-16
11-27-99 H. CSU 35-17
10-14-00 A. CSU 20-19
10-20-01 H. CSU 26-24
11-30-02 A. UNLV 36-33
11-22-03 H. CSU 24-23
11-13-04 A. CSU 45-10
11-19-05 H. CSU 31-27
10-7-06 A. CSU 28-7
10-20-07 H. CSU 48-23
10-4-08 A. CSU 41-28
22-7-09 H. UNLV 35-16
10-16-10 A. CSU 43-10
10-29-11 H. UNLV 38-35

11-10-12 A. CSU 33-11
11-14-15 A. CSU 49-35
10-22-16 H. CSU 42-23
11-2-19 A. CSU 37-17
11-21-20 A. CANCELED

COLORADO STATE-PUEBLO (1-0)

10-19-68 H. UNLV 25-21

DELAWARE (0-1)

12-7-74 N. DEL 49-11

EASTERN MICHIGAN (1-1)

9-3-94 H. UNLV 17-3
9-16-95 A. EMU 51-6

EASTERN WASHINGTON (0-1)

9-2-21 H. EWU 35-33(2 OT)

FRESNO STATE (7-18)

11-3-79 A. UNLV 31-28
9-13-80 H. UNLV 35-6
11-7-81 A. FS 42-26
11-20-82 H. FS 30-28
11-5-83 A. UNLV 20-7
11-24-84 H. UNLV 27-13
9-14-85 A. FS 26-6
10-6-86 H. FS 36-7
10-31-87 A. FS 45-10
11-12-88 H. FS 31-14
10-28-89 A. FS 31-17
11-3-90 H. FS 45-18
10-26-91 A. FS 48-22
10-26-96 H. FS 34-23
10-25-97 A. FS 46-28
10-19-13 A. FS 38-14
10-10-14 H. UNLV (OT) 30-27
10-16-15 A. FS 31-28
10-1-16 H. UNLV 45-20
10-28-17 A. UNLV 23-16
11-3-18 H. FS 48-3
10-18-19 A. FS 56-27
11-7-20 H. FS 40-27
9-24-21 A. FS 38-30
11-11-22 H. FS 37-30

HAWAII (13-19)

10-25-69 A. UH 57-19
11-7-70 H. UH 28-21
10-27-73 A. UH 31-29
10-26-74 H. UNLV 33-8
10-14-78 H. UNLV 30-20
9-29-79 A. UNLV 48-31
11-15-80 H. UH 24-19
10-31-81 A. UH 57-21
10-15-83 H. UH 23-0
9-29-84 A. UH 16-12
10-24-92 A. UH 55-25
9-30-95 H. UH 58-30
10-19-96 A. UH 38-28
9-20-97 H. UNLV 25-15
12-2-00 A. UNLV 34-32
9-19-03 H. UNLV 33-22
9-16-06 A. UH 42-13
9-15-07 H. UH 49-14
9-19-09 H. UNLV 34-33
12-4-10 A. UH 59-21
9-17-11 H. UNLV 40-20
11-24-12 A. UH 48-10
10-12-13 H. UNLV 39-37
11-22-14 A. UH 37-35
11-7-15 H. UNLV 41-21
10-15-16 A. UNLV 41-38
11-4-17 H. UNLV 31-23
11-17-18 A. UH 35-28
11-16-19 H. UH 21-7
12-12-20 A. UH 38-21
11-13-21 H. UNLV 27-13
11-19-22 A. UH 31-25

HIRAM SCOTT COLLEGE (1-0)

11-15-69 H. UNLV 36-28

HOUSTON (0-3)

9-2-89 H. UH 69-0
9-8-90 A. UH 37-9
9-20-14 A. UH 47-14

HOWARD (0-1)

9-2-17 H. HU 43-40

IDAHO (4-4)

10-25-75 H. IDAHO 39-7
11-5-77 A. UNLV 35-14
10-7-78 H. UNLV 53-14
9-17-94 H. IDAHO 48-38
9-10-05 H. UNLV 34-31
9-18-10 A. IDAHO 30-7
9-24-16 H. IDAHO (OT) 33-30
9-9-17 A. UNLV 44-16

IDAHO STATE (7-2)

11-8-69 H. UNLV 35-31
9-26-70 A. ISU 64-34
11-23-74 H. UNLV 31-7
9-20-75 A. ISU 15-7
10-2-76 H. UNLV 31-17
10-13-84 H. UNLV 33-20
9-2-06 H. UNLV 54-10
9-26-15 H. UNLV 80-8
8-27-22 H. UNLV 52-21

ILLINOIS STATE (1-0)

9-27-97 H. UNLV 41-6

IOWA STATE (1-5)

9-23-95 A. ISU 57-30
9-18-99 H. ISU 24-0
9-9-00 A. ISU 37-22
9-9-06 A. ISU 16-10
9-20-08 H. UNLV (OT) 34-31
9-18-21 H. ISU 48-3

JACKSON STATE (2-0)

10-4-75 H. UNLV 39-2
9-1-16 H. UNLV 63-13

KANSAS (1-1)

9-7-02 H. UNLV 31-20
9-6-03 A. KU 46-24

KANSAS STATE (0-2)

9-25-93 A. KSU 36-20
11-26-94 H. KSU 42-3

LAMAR (0-0-1)

11-23-79 H. TIE 24-24

LaVERNE (1-0)

9-27-69 H. UNLV 39-26

LONG BEACH STATE (6-5)

9-26-81 H. UNLV 32-31
11-13-82 A. LBSU 24-13
11-19-83 H. LBSU 24-21
10-6-84 A. UNLV 41-23
9-28-85 H. LBSU 28-24
11-22-86 A. UNLV 31-8
11-7-87 H. UNLV 30-17
11-26-88 A. UNLV 42-41
11-4-89 H. UNLV 43-21
11-17-90 A. LBSU 29-20
10-5-91 H. LBSU 34-19

LOUISIANA-LAFAYETTE (0-4)

10-26-85 H. USL 20-13
9-12-87 A. USL 21-10
11-20-93 H. USL 31-14
11-5-94 A. USL 28-27

LOUISIANA-MONROE (1-0)

10-6-73 H. UNLV 26-0

LOUISIANA TECH (2-1)

11-6-93 A. UNLV 28-23
10-8-94 H. UNLV 24-20
10-6-12 A. LT 58-31

MARSHALL (1-0)

9-21-73 H. UNLV 31-9

MIAMI (FL) (0-1)

11-4-72 A. MIAMI 51-7

MICHIGAN (0-1)

9-19-15 A. MICH 28-7

ALL-TIME SERIES HISTORY



MINNESOTA (0-2)		
8-30-12	H. UM	(3OT) 30-27
8-29-13	A. UM	23-51
MISSISSIPPI (0-1)		
10-28-00	A. UM	(OT) 43-40
MISSOURI SOUTHERN (1-1)		
10-7-72	H. MSU	7-0
11-13-76	H. UNLV	28-3
MISSOURI STATE (0-1)		
9-1-90	H. MSU	31-24
MONTANA (4-1)		
9-28-74	H. UNLV	20-17
9-27-75	A. UM	21-20
9-11-76	H. UNLV	21-19
9-10-77	A. UNLV	15-13
10-28-78	H. UNLV	25-16
MONTANA STATE (2-0)		
11-14-70	H. UNLV	38-36
11-21-92	H. UNLV	36-7
UNIVERSITY OF MEXICO (1-0)		
11-27-71	H. UNLV	63-6
NEBRASKA (0-1)		
10-1-88	A. NEB	48-6
NEBRASKA-OMAHA (2-0)		
10-11-75	H. UNLV	35-6
10-16-76	H. UNLV	63-42
NEVADA, RENO (20-28)		
11-22-69	A. UNR	30-28
11-26-70	H. UNLV	42-30
11-20-71	A. UNLV	24-13
11-18-72	H. UNR	41-13
11-17-73	A. UNR	19-3
11-16-74	H. UNLV	28-7
11-22-75	A. UNLV	45-7
11-20-76	H. UNLV	49-33
11-19-77	A. UNLV	27-12
9-16-78	H. UNR	23-14
9-15-79	A. UNLV	26-21
9-3-83	H. UNLV	28-18
11-16-85	A. UNR	48-7
10-3-87	H. UNLV	24-19
11-11-89	A. UNR	45-7
10-20-90	H. UNR	26-14
9-7-91	A. UNR	50-8
10-17-92	H. UNR	14-10
10-23-93	A. UNR	49-14
11-19-94	H. UNLV	32-27
10-28-95	A. UNR	55-32
10-5-96	H. UNR	54-17
9-6-97	A. UNR	31-14
10-3-98	H. UNR	31-10
10-2-99	A. UNR	26-12
10-7-00	H. UNLV	38-7
10-6-01	A. UNLV	27-12
10-05-02	H. UNLV	21-17
10-4-03	A. UNLV	16-12
10-2-04	H. UNLV	48-13
9-17-05	A. UNR	22-14
9-30-06	H. UNR	31-3
9-29-07	A. UNR	27-20
9-27-08	H. UNR	49-27
10-3-09	A. UNR	63-28
10-2-10	H. UNR	44-26
10-8-11	A. UNR	37-0
10-13-12	H. UNR	42-37
10-26-13	A. UNLV	27-22
11-29-14	H. UNR	49-27
10-3-15	A. UNLV	23-17
11-26-16	H. UNR	45-10
11-25-17	A. UNR	23-16
11-24-18	H. UNLV	34-29
11-30-19	A. UNLV	(OT) 33-30
10-31-20	H. UNR	37-19
10-29-21	A. UNR	51-20
11-26-22	H. UNLV	27-22

NEW MEXICO (14-12)		
9-23-78	A. UNM	24-0
10-13-79	H. UNLV	28-20
11-1-80	A. UNLV	72-7
9-12-81	H. UNLV	49-42
9-18-82	A. UNM	49-21
9-21-91	A. UNLV	23-22
10-30-99	A. UNM	27-6
11-11-00	H. UNLV	18-14
11-10-01	A. UNM	27-17
10-12-02	H. UNM	25-16
11-1-03	A. UNLV	37-35
10-16-04	H. UNM	24-20
9-5-05	A. UNM	24-22
10-14-06	H. UNM	(OT) 39-36
11-24-07	A. UNM	27-6
11-8-08	H. UNLV	27-20
10-24-09	A. UNLV	34-17
9-25-10	H. UNLV	45-10
11-12-11	A. UNM	21-14
11-3-12	H. UNLV	35-7
9-28-13	A. UNLV	56-42
11-1-14	H. UNM	31-28
11-17-17	A. UNLV	38-35
10-6-18	H. UNM	50-14
11-6-21	A. UNLV	31-17
9-30-22	H. UNLV	31-20
NEW MEXICO HIGHLANDS (2-0)		
10-30-71	H. UNLV	55-31
11-2-74	H. UNLV	52-14
NEW MEXICO STATE (9-3)		
9-15-84	A. UNLV	28-21
10-31-85	H. UNLV	17-12
11-15-86	A. UNLV	58-42
11-14-87	A. UNLV	29-6
10-15-88	H. UNLV	28-20
9-23-89	H. UNLV	26-14
10-13-90	A. UNLV	24-20
11-16-91	H. UNLV	38-28
10-10-92	A. NMSU	40-10
10-30-93	H. NMSU	52-40
10-1-94	A. NMSU	31-27
11-18-95	H. NMSU	58-34
NORTH DAKOTA (1-1-1)		
11-13-71	H. TIE	17-17
11-11-72	H. ND	17-13
11-12-77	H. UNLV	38-14
NORTH TEXAS (5-1)		
11-1-86	H. UNLV	27-26
11-4-95	H. UNLV	34-24
9-2-99	A. UNLV	26-3
9-16-00	H. UNLV	38-0
1-1-14	N. UNT	36-14
9-17-2	H. UNLV	58-27
NORTHERN ARIZONA (5-3)		
11-16-71	A. NAU	20-7
11-10-73	H. UNLV	42-14
9-21-74	A. UNLV	31-14
11-1-75	H. UNLV	34-21
10-23-76	A. NAU	31-28
10-1-77	H. UNLV	20-16
9-19-92	H. UNLV	40-7
9-8-12	H. NAU	17-14
NORTHERN COLORADO (2-0)		
10-6-79	H. UNLV	35-31
9-6-14	H. UNLV	13-12
NORTHERN ILLINOIS (0-5)		
11-28-87	H. NIU	34-31
10-21-89	A. NIU	42-24
10-7-95	A. NIU	62-14
9-13-14	H. NIU	48-34
9-5-15	A. NIU	38-30
NORTHERN IOWA (1-0)		
9-13-75	H. UNLV	48-10
NORTHWESTERN (0-3)		
9-5-98	A. NW	41-7
9-7-01	H. NW	37-28
9-14-19	A. NW	30-14

NOTRE DAME (0-1)		
10-22-22	A. ND	44-21
OHIO STATE (0-1)		
9-23-17	A. OSU	54-21
OHIO UNIVERSITY (1-0)		
9-24-88	H. UNLV	26-18
OREGON (0-2)		
10-25-80	A. OU	32-9
9-26-92	A. OU	59-6
OREGON STATE (3-2)		
10-1-83	A. UNLV	35-21
9-15-90	A. UNLV	45-20
9-14-91	H. UNLV	23-9
10-14-02	A. OSU	47-17
9-12-09	H. OSU	23-21
OREGON TECH (1-0)		
10-3-70	H. UNLV	56-0
PACIFIC (8-4)		
10-9-76	A. UOP	38-13
10-2-82	A. UOP	29-27
9-17-83	H. UNLV	28-7
10-20-84	A. UNLV	35-21
10-12-85	H. UNLV	24-14
10-11-86	A. UOP	21-15
11-21-87	H. UNLV	30-24
10-8-88	A. UNLV	30-16
10-7-89	H. UNLV	30-7
9-29-90	A. UNLV	37-28
11-23-91	H. UOP	44-23
10-3-92	A. UNLV	21-17
PORTLAND STATE (1-0)		
9-13-86	H. UNLV	51-14
PRAIRIE VIEW A&M (2-0)		
10-12-74	H. UNLV	63-28
9-15-18	H. UNLV	46-17
RICE (0-2)		
9-2-95	A. RICE	38-0
11-14-98	A. RICE	38-16
SACRAMENTO STATE (1-0)		
9-5-09	H. UNLV	38-3
SAINT MARY'S (1-0)		
9-14-68	H. UNLV	27-20
SAN DIEGO STATE (10-22)		
10-22-77	A. SDSU	31-7
10-11-80	A. UNLV	28-17
11-14-81	H. SDSU	38-20
9-25-82	A. SDSU	26-23
10-27-83	H. UNLV	28-10
11-3-84	A. UNLV	30-14
11-16-96	H. UNLV	44-42
10-18-97	A. SDSU	(OT) 20-17
11-20-99	H. SDSU	37-7
11-25-00	A. UNLV	31-24
10-13-01	H. UNLV	31-3
10-26-02	A. SDSU	31-21
11-8-03	H. SDSU	7-0
11-20-04	A. SDSU	21-3
10-8-05	H. UNLV	13-10
11-11-06	A. SDSU	21-7
11-10-07	H. SDSU	38-30
11-22-08	A. SDSU	42-21
11-28-09	H. UNLV	28-24
11-27-10	A. SDSU	48-14
11-26-11	H. SDSU	31-14
10-27-12	A. SDSU	24-13
11-30-13	H. UNLV	45-19
9-27-14	A. SDSU	24-17
11-21-15	H. SDSU	52-14
10-8-16	A. SDSU	26-7
10-7-17	H. SDSU	41-10
11-10-18	A. UNLV	27-24
10-26-19	H. SDSU	20-17
10-24-20	A. SDSU	34-6
11-19-21	H. SDSU	28-20
11-5-22	A. SDSU	14-10

SAN FRANCISCO (1-0)		
9-28-68	A. UNLV	23-7
SAN JOSE STATE (7-19-1)		
9-5-81	A. UNLV	16-6
10-30-82	H. SJSU	48-14
9-10-83	A. SJSU	31-26
9-8-84	H. UNLV	30-15
11-23-85	A. TIE	16-16
10-18-86	H. SJSU	23-20
10-24-87	A. SJSU	48-24
11-19-88	H. SJSU	42-0
11-25-89	A. SJSU	38-28
9-22-90	H. SJSU	47-13
11-2-91	A. SJSU	55-12
10-31-92	H. UNLV	35-31
11-13-93	A. UNLV	28-14
10-29-94	H. UNLV	23-10
10-14-95	A. SJSU	52-14
11-23-96	A. SJSU	31-28
11-22-97	H. SJSU	(OT) 55-48
11-2-13	H. SJSU	34-24
10-4-14	A. SJSU	33-10
10-10-15	H. SJSU	(OT) 33-27
10-29-16	A. SJSU	30-24
9-30-17	H. UNLV	41-13
10-27-18	A. SJSU	50-37
11-22-19	H. UNLV	38-35
11-14-20	A. SJSU	34-17
10-21-21	H. SJSU	27-20
10-7-22	A. SJSU	40-7
SANTA CLARA (4-2)		
10-11-69	H. SC	26-13
10-31-70	A. UNLV	35-25
10-9-71	H. UNLV	23-14
10-14-72	A. SC	28-14
11-3-73	A. UNLV	31-15
10-5-74	H. UNLV	51-19
SOUTH DAKOTA (1-0)		
9-18-76	H. UNLV	28-26
SOUTH DAKOTA STATE (2-0)		
11-9-74	H. UNLV	24-21
11-8-75	H. UNLV	38-23
SOUTHERN CALIFORNIA (0-2)		
10-4-97	A. USC	35-21
9-1-18	A. USC	43-21
SOUTHERN METHODIST (0-2)		
12-1-84	H. SMU	38-21
10-24-98	A. SMU	10-7
SOUTHERN UTAH (4-1)		
11-2-68	H. UNLV	26-17
10-4-69	A. UNLV	30-12
9-19-70	H. UNLV	28-6
9-24-11	H. SUU	41-16
8-31-19	H. UNLV	56-23
TCU (1-9)		
11-2-96	A. TCU	42-34
10-11-97	H. UNLV	21-19
11-21-98	H. TCU	41-18
11-12-05	A. TCU	51-3
11-4-06	H. TCU	25-10
11-17-07	A. TCU	34-10
11-1-08	H. TCU	44-14
10-31-09	A. TCU	41-0
10-30-10	H. TCU	48-6
12-3-11	A. TCU	56-9
TENNESSEE (0-2)		
8-31-96	A. UT	62-3
9-5-04	A. UT	42-17
TENNESSEE STATE (1-0)		
11-9-79	H. UNLV	36-28
TENNESSEE TECH (1-0)		
9-7-85	H. UNLV	35-7
TOLEDO (2-1)		
12-15-84	N. UNLV	30-13
10-21-02	A. TOL	38-21
8-29-03	H. UNLV	28-18



ALL-TIME SERIES HISTORY

TROY (1-0)
9-17-77.....H.....UNLV.....35-28

TULSA (0-3)
10-29-88.....H.....TULSA.....33-7
10-15-94.....A.....TULSA.....44-22
10-31-98.....H.....TULSA.....20-16

UC RIVERSIDE (1-2)
11-1-69.....H.....UNLV.....36-6
10-10-70.....A.....UCR.....21-19
9-30-72.....H.....UCR.....14-7

UC SAN DIEGO (1-0)
11-16-68.....H.....UNLV.....27-6

UCLA (0-2)
9-12-15.....H.....UCLA.....37-3
9-10-16.....A.....UCLA.....42-21

UTAH (2-14)
10-20-79.....H.....UNLV.....43-41
9-20-80.....A.....UTAH.....45-29
10-24-81.....H.....UTAH.....69-28
10-16-82.....A.....UTAH.....24-14
9-25-99.....H.....UTAH.....52-14
11-4-00.....A.....UTAH.....38-16
11-3-01.....H.....UTAH.....42-14
11-09-02.....A.....UTAH.....28-17
10-18-03.....H.....UTAH.....28-10
10-23-04.....A.....UTAH.....63-28
10-22-05.....H.....UTAH.....42-32
10-28-06.....A.....UTAH.....45-23
9-22-07.....H.....UNLV.....27-0
9-6-08.....A.....UTAH.....42-21
10-17-09.....H.....UTAH.....35-15
9-11-10.....A.....UTAH.....38-10

UTAH STATE (8-18)
9-25-71.....A.....USU.....27-7
9-29-73.....H.....USU.....7-3
10-22-83.....H.....UNLV.....28-10
11-17-84.....A.....UNLV.....36-20
10-5-85.....H.....UNLV.....14-7

10-25-86.....A.....USU.....7-6
10-10-87.....H.....UNLV.....28-27
11-5-88.....A.....USU.....17-10
11-18-89.....H.....USU.....27-22
10-27-90.....A.....USU.....31-6
11-9-91.....H.....USU.....27-14
11-7-92.....A.....USU.....48-8
10-23-93.....H.....USU.....33-26
9-24-94.....A.....UNLV.....23-21
11-11-95.....H.....USU.....42-0
9-25-04.....H.....USU.....31-21
9-24-05.....A.....USU.....31-24
8-30-07.....A.....UNLV.....23-16
8-30-08.....H.....UNLV.....27-17
9-29-12.....A.....USU.....35-13
11-9-13.....H.....USU.....28-24
10-25-14.....A.....USU.....34-20
10-21-17.....H.....USU.....52-28
10-13-18.....A.....USU.....59-28
10-16-21.....H.....USU.....28-24
9-24-22.....A.....UNLV.....34-24

UTEP (6-2)
11-18-78.....H.....UNLV.....27-0
9-22-79.....A.....UTEP.....17-15
10-18-80.....H.....UNLV.....53-14
11-28-81.....A.....UNLV.....27-20
10-9-82.....H.....UNLV.....28-21
9-12-92.....H.....UNLV.....19-17
9-11-93.....A.....UTEP.....41-24
9-8-18.....H.....UNLV.....52-24

UTSA (0-1)
10-2-21.....A.....UTSA.....24-17

VANDERBILT (1-0)
10-12-19.....A.....UNLV.....34-10

WASHINGTON STATE (0-6)
9-9-78.....A.....WSU.....34-7
9-24-83.....A.....WSU.....41-28
9-6-86.....A.....WSU.....34-14
9-28-91.....H.....WSU.....40-13
9-10-11.....A.....WSU.....59-7

9-14-12.....H.....WSU.....35-27

WEBER STATE (5-2)
10-23-71.....H.....WS.....30-17
10-28-72.....A.....WS.....30-0
9-14-74.....A.....UNLV.....28-10
11-15-75.....H.....UNLV.....38-14
9-25-76.....A.....UNLV.....33-16
10-15-77.....H.....UNLV.....26-13
9-9-89.....H.....UNLV.....16-12

WEST TEXAS A&M (0-1)
9-19-81.....H.....WTSU.....21-17

WEST VIRGINIA (0-1)
10-9-10.....A.....WVU.....49-10

WESTERN ILLINOIS (2-1)
9-9-72.....H.....WIU.....35-28
10-8-77.....H.....UNLV.....59-29
9-21-13.....H.....UNLV.....38-7

WESTMINSTER (1-0)
10-5-68.....H.....UNLV.....27-7

WICHITA STATE (1-0)
9-22-84.....H.....UNLV.....38-21

WISCONSIN (2-8)
9-21-85.....A.....UW.....26-23

9-20-86.....H.....UNLV.....17-7
9-14-96.....H.....UW.....52-17
9-19-98.....A.....UW.....52-7
8-31-02.....H.....UW.....27-7
9-13-03.....A.....UNLV.....23-5
9-11-04.....A.....UW.....18-3
9-8-07.....H.....UW.....20-13
9-4-10.....H.....UW.....41-21
9-1-11.....A.....UW.....51-17

WISCONSIN-MILWAUKEE (1-0)
10-20-73.....H.....UNLV.....35-24

WYOMING (11-14)
11-11-78.....H.....UNLV.....12-10
10-27-79.....A.....UNLV.....28-24
11-8-80.....H.....UNLV.....33-26
10-3-81.....A.....WYO.....45-21
9-28-96.....H.....WYO.....33-21
11-8-97.....A.....WYO.....35-23
10-17-98.....H.....WYO.....(OT) 28-25
10-9-99.....A.....UNLV.....35-32
10-21-00.....H.....UNLV.....42-23
10-27-01.....A.....UNLV.....47-26
11-02-02.....H.....UNLV.....(OT) 49-48
8-31-03.....A.....UNLV.....35-24
11-6-04.....H.....WYO.....(3OT) 53-45
10-1-05.....A.....WYO.....42-17
11-18-06.....H.....WYO.....34-26
10-27-07.....A.....WYO.....29-24
11-13-08.....H.....UNLV.....22-14
9-26-09.....A.....WYO.....30-27
11-13-10.....H.....UNLV.....42-16
10-15-11.....A.....WYO.....41-14
11-17-12.....H.....WYO.....28-23
11-28-15.....A.....WYO.....35-28
11-12-16.....H.....UNLV.....(3OT) 69-66
9-28-19.....A.....WYO.....53-17
11-27-20.....H.....WYO.....45-14



UNLV's first network TV appearance came on ABC during the NCAA semifinals in 1974's Grantland Rice Bowl.

AMERICAN ATHLETIC
(5-9, .357)
North Texas.....5-1
Rice.....0-2
SMU.....0-2
Tulsa.....0-3
UTSA.....0-1

ATLANTIC COAST
(0-2, .000)
Clemson.....0-1
Miami (FL).....0-1

BIG 12
(7-40, .149)
Baylor.....1-2
BYU.....3-17
Houston.....0-3
Iowa State.....1-5
Kansas.....1-1
Kansas State.....0-2
TCU.....1-9
West Virginia.....0-1

BIG SKY
(37-16-1, .694)
Cal Poly.....1-1
Eastern Washington.....0-1
Idaho.....4-4
Idaho State.....7-2
Montana.....4-1
Montana State.....2-0
North Dakota.....1-1-1
Northern Arizona.....5-3
Northern Colorado.....2-0

RECORDS vs. CURRENT CONFERENCES

Portland State.....1-0
Sacramento State.....1-0
Southern Utah.....4-1
Weber State.....5-2

BIG TEN
(2-16, .111)
Michigan.....0-1
Minnesota.....0-2
Nebraska.....0-1
Northwestern.....0-3
Ohio State.....0-1
Wisconsin.....2-8

COLONIAL ATHLETIC ASSOCIATION
(0-1, .000)
Delaware.....0-1

CONFERENCE USA
(8-3, .727)
Louisiana Tech.....2-1
UTEP.....6-2

FBS INDEPENDENTS
(9-4, .692)
New Mexico State.....9-3
Notre Dame.....0-1

MID-EASTERN ATHLETIC
(0-1, .000)
Howard.....0-1

MISSOURI VALLEY
(4-2, .667)
Illinois State.....1-0
Northern Iowa.....1-0
Missouri State.....0-1
Western Illinois.....2-1

MID-AMERICAN
(7-10, .412)
Akron.....0-1
Central Michigan.....3-2
Eastern Michigan.....1-1
Northern Illinois.....0-5
Ohio University.....1-0
Toledo.....2-1

MOUNTAIN WEST
(105-168-2, .385)
Air Force.....6-18
Boise State.....3-8
Colorado State.....6-17-1
Fresno State.....7-18
Hawaii.....13-19
UNR.....20-28
New Mexico.....14-12
San Diego State.....10-22
San Jose State.....7-19-1
Utah State.....8-18
Wyoming.....11-14

OHIO VALLEY
(2-0, 1.000)
Tennessee State.....1-0
Tennessee Tech.....1-0

PACIFIC-12
(6-33, .154)
Arizona.....0-3
Arizona State.....1-1
California.....0-1
Oregon.....0-2
Oregon State.....3-2
Southern California.....0-2
UCLA.....0-14
Utah.....2-14
Washington State.....0-6

SOUTHEASTERN
(2-4, .333)
Arkansas.....1-1
Ole Miss.....0-1
Tennessee.....0-2
Vanderbilt.....1-0

SOUTHWESTERN ATHLETIC
(5-0, 1.000)
Alcorn State.....1-0
Jackson State.....2-0
Prairie View A&M.....2-0

SUN BELT
(3-6, .333)
Arkansas State.....1-2
Louisiana.....0-4
Louisiana-Monroe.....1-0
Marshall.....1-0

ALL-TIME RESULTS



BILL IRELAND (1968-72)

A pioneer in Rebel Athletics, Bill Ireland was UNLV's first football coach and helped shape the school's entire athletic department. After posting four winning seasons in his five years on the field, including an 8-1 record in his first campaign, Ireland stepped down to serve as UNLV's Director of Athletics from 1973-1980. He went on to serve as the executive director of the UNLV Hall of Fame and as an executive consultant for the Las Vegas Bowl. Ireland passed away July 31, 2007, at the age of 80.

Seasons	W	L	T	PCT
5	26	23	1	.530

1968 (8-1) — Coach: Bill Ireland Home: 6-1 • Road: 2-0

Sep. 14	ST. MARY'S	W	27-20
Sep. 21	at Azusa Pacific	W	29-8
Sep. 28	at San Francisco	W	23-7
Oct. 5	WESTMINSTER	W	27-7
Oct. 19	SOUTHERN COLORADO (HC)	W	25-21
Oct. 26	CAL TECH	W	69-0
Nov. 2	SOUTHERN UTAH STATE	W	26-17
Nov. 16	UC SAN DIEGO	W	27-6
Nov. 23	CAL LUTHERAN	L	13-17
			266-103

1969 (6-4) — Coach: Bill Ireland Home: 4-2 • Road: 2-2

Sep. 20	CAL LUTHERAN	L	0-26
Sep. 27	LaVERNE	W	39-26
Oct. 4	at Southern Utah State	W	30-12
Oct. 11	SANTA CLARA	L	13-26
Oct. 18	at Azusa Pacific	W	35-13
Oct. 25	at Hawaii	L	19-57
Nov. 1	UC RIVERSIDE (HC)	W	36-6
Nov. 8	IDAHO STATE	W	35-31
Nov. 15	HIRAM SCOTT COLLEGE	W	36-28
Nov. 22	at UNR	L	28-30
			271-255

1970 (6-4) — Coach: Bill Ireland Home: 4-2 • Road: 2-2

Sep. 19	SOUTHERN UTAH STATE	W	28-6
Sep. 26	at Idaho State	L	34-64
Oct. 3	OREGON TECH	W	56-0
Oct. 10	at UC Riverside	L	19-21
Oct. 17	CAL STATE LOS ANGELES	L	20-21
Oct. 22	at Cal State Fullerton	W	20-10
Oct. 31	at Santa Clara	W	35-25
Nov. 7	HAWAII	L	21-28
Nov. 14	MONTANA STATE	W	38-36
Nov. 26	UNR (HC)	W	42-30
			313-241

1971 (5-4-1) — Coach: Bill Ireland Home: 4-2-1 • Road: 1-2

Sep. 18	ADAMS STATE COLLEGE	W	38-0	6,200
Sep. 25	at Utah State	L	7-27	10,640
Oct. 9	SANTA CLARA	W	23-14	6,000
Oct. 16	at Northern Arizona	L	7-20	4,500
Oct. 23	WEBER STATE	L	17-30	10,200
Oct. 30	NEW MEXICO HIGHLANDS (HC)	W	55-31	5,500
Nov. 6	CAL POLY-SLO	L	3-13	5,000
Nov. 13	NORTH DAKOTA	T	17-17	7,600
Nov. 20	at UNR	W	24-13	5,200
Nov. 27	NATIONAL UNIV. OF MEXICO	W	63-6	5,500
			254-171	66,340

1972 (1-10) — Coach: Bill Ireland Home: 1-6 • Road: 0-4

Sep. 9	WESTERN ILLINOIS	L	28-35	8,800
Sep. 16	at Boise State	L	16-36	14,000
Sep. 23	CAL STATE LOS ANGELES	W	31-0	6,245
Sep. 30	UC RIVERSIDE	L	7-14	6,180
Oct. 7	MISSOURI SOUTHERN	L	0-7	5,124
Oct. 14	at Santa Clara	L	14-28	4,265
Oct. 21	CAL STATE FULLERTON	L	20-30	5,980
Oct. 28	at Weber State	L	0-30	6,723
Nov. 4	at Miami (Fla.)	L	7-51	24,387
Nov. 11	NORTH DAKOTA	L	13-17	3,298
Nov. 18	UNR (HC)	L	13-41	5,186
			149-289	90,188



RON MEYER (1973-75)

The owner of the best career winning percentage among UNLV coaches, Ron Meyer led the Rebels to the 1974 NCAA Division II playoffs after an undefeated regular season. After three straight winning campaigns, Meyer left for SMU then an NFL coaching career that included stops in New England and Indianapolis. Meyer spent a season as head coach of the CFL's Las Vegas Posse in 1994 and led the Chicago XFL franchise in 2001. He passed away at the age 76 in 2017.

Seasons	W	L	T	PCT
3	27	8	0	.771

1973 (8-3) — Coach: Ron Meyer Home: 7-1 • Road: 1-2

Sep. 8	ST. COLLEGE OF ARKANSAS	W	38-6	7,854
Sep. 15	CAL STATE LOS ANGELES	W	42-7	7,023
Sep. 21	MARSHALL	W	31-9	9,186
Sep. 29	UTAH STATE	L	3-7	12,486
Oct. 6	NORTHEAST LOUISIANA	W	26-0	8,623
Oct. 13	BOISE STATE	W	24-19	12,642
Oct. 20	WISCONSIN-MILWAUKEE (HC)	W	35-24	11,738
Oct. 27	at Hawaii	L	29-31	23,011
Nov. 3	at Santa Clara	W	31-15	6,310
Nov. 10	NORTHERN ARIZONA	W	42-14	12,124
Nov. 17	at UNR	L	3-19	7,014
			304-151	118,011

1974 (12-1) — Coach: Ron Meyer Home: 10-0 • Road: 2-0 • Neutral: 0-1

Sep. 14	at Weber State	W	28-10	11,013
Sep. 21	at Northern Arizona	W	31-14	7,800
Sep. 28	MONTANA	W	20-17	11,524
Oct. 5	SANTA CLARA	W	51-19	11,112
Oct. 12	PRAIRIE VIEW A&M	W	63-28	8,915
Oct. 19	BOISE STATE	W	37-35	(SO) 18,631
Oct. 26	HAWAII	W	33-8	15,418
Nov. 2	NEW MEXICO HIGHLANDS	W	52-14	5,587
Nov. 9	SOUTH DAKOTA STATE	W	24-21	9,672
Nov. 16	UNR (HC)	W	28-7	(SO) 17,119
Nov. 23	IDAHO STATE	W	31-7	8,654
Nov. 30	ALCORN STATE+	W	35-22	12,689
Dec. 7	Delaware*	L	11-49	10,000
			444-251	#125,445

+NCAA Division II Playoffs
*Grantland Rice Bowl at Baton Rouge, LA
#Does not include NCAA Playoffs

1975 (7-4) — Coach: Ron Meyer Home: 6-1 • Road: 1-3

Sep. 13	NORTHERN IOWA	W	48-10	13,885
Sep. 20	at Idaho State	L	7-15	10,510
Sep. 27	at Montana	L	20-21	7,800
Oct. 4	JACKSON STATE	W	39-2	15,178
Oct. 11	NEBRASKA-OMAHA	W	35-6	13,924
Oct. 18	at Boise State	L	21-34	20,000
Oct. 25	IDAHO (HC)	L	7-39	12,451
Nov. 1	NORTHERN ARIZONA	W	34-21	9,048
Nov. 8	SOUTH DAKOTA STATE	W	38-23	10,085
Nov. 15	WEBER STATE	W	38-14	9,530
Nov. 22	at UNR	W	45-7	5,800
			332-192	128,211



TONY KNAP (1976-81)

Serving longest as the head man for the Rebels, Tony Knap came to UNLV from Boise State in 1976. In his six seasons, Knap led the Rebels to an NCAA Division II playoff appearance in 1976, a move to the Division I level in 1978 and a stunning road upset of No. 8 Brigham Young in 1981, perhaps the greatest game in school history. Still the winningest coach in UNLV history, Knap retired to his home state of Washington where he passed away in 2011.

Seasons	W	L	T	PCT
6	47	20	2	.696

1976 (9-3) — Coach: Tony Knap Home: 8-0 • Road: 1-3

Sep. 11	MONTANA	W	21-19	13,848
Sep. 18	SOUTH DAKOTA	W	28-26	13,031
Sep. 25	at Weber State	W	33-16	13,602
Oct. 2	IDAHO STATE	W	31-17	13,702
Oct. 9	at Pacific	L	13-38	9,327
Oct. 16	NEBRASKA-OMAHA	W	63-42	13,213
Oct. 23	at Northern Arizona	L	28-31	6,860
Oct. 30	CAL POLY-SLO	W	28-10	11,138
Nov. 6	BOISE STATE	W	31-26	14,066
Nov. 13	MISSOURI SOUTHERN	W	28-3	11,320
Nov. 20	UNR (HC)	W	49-33	14,270
Nov. 27	at Akron+	L	6-27	6,562
			359-288	140,939

+NCAA Division II Playoffs

1977 (9-2) — Coach: Tony Knap Home: 6-0 • Road: 3-2

Sep. 10	at Montana	W	15-13	6,500
Sep. 17	TROY STATE	W	35-28	13,424
Sep. 24	at Boise State	L	14-45	20,575
Oct. 1	NORTHERN ARIZONA	W	20-16	13,497
Oct. 8	WESTERN ILLINOIS	W	59-29	11,798
Oct. 15	WEBER STATE	W	26-13	13,918
Oct. 22	at San Diego State	L	7-31	39,109
Oct. 29	CAL STATE FULLERTON	W	24-21	11,663
Nov. 5	at Idaho	W	35-14	7,400
Nov. 12	NORTH DAKOTA (HC)	W	38-14	(SO) 17,238
Nov. 19	at UNR	W	27-12	10,412
			300-236	165,534

1978 (7-4)* — Coach: Tony Knap Home: 6-1 • Road: 1-2 • Neutral: 0-1

Sep. 9	at Washington State	L	7-34	25,250
Sep. 16	UNR	L	14-23	20,910
Sep. 23	at New Mexico	L	0-24	17,291
Oct. 7	IDAHO	W	53-14	18,944
Oct. 14	HAWAII	W	30-20	17,010
Oct. 21	at Colorado State	W	33-6	21,585
Oct. 28	MONTANA	W	25-16	17,058
Nov. 11	WYOMING	W	12-10	18,374
Nov. 18	UTEP (HC)	W	27-0	15,610
Nov. 25	CAL STATE FULLERTON	W	24-7	14,896
Dec. 2	BYU+	L	24-28	27,500



1979 (9-1-2) — Coach: Tony Knap Home: 5-0-2 • Road: 4-1

Sep. 8	CAL STATE FULLERTON	W	35-14	20,881
Sep. 15	at UNR	W	26-21	12,751
Sep. 22	at UTEP	L	15-17	27,400
Sep. 29	at Hawaii	W	48-31	44,143
Oct. 6	NORTHERN COLORADO	W	35-31	20,925
Oct. 13	NEW MEXICO (HC)	W	28-20	22,201
Oct. 20	UTAH	W	43-41	24,782
Oct. 27	at Wyoming	W	28-24	13,637
Nov. 3	at Fresno State	W	31-28	8,143
Nov. 9	TENNESSEE STATE	W	36-28	26,431
Nov. 17	COLORADO STATE	T	21-21	24,607
Nov. 23	LAMAR	T	24-24	19,818
				370-300
				265,719

1980 (7-4) — Coach: Tony Knap Home: 4-2 • Road: 3-2

Sep. 13	FRESNO STATE	W	35-6	19,085
Sep. 20	at Utah	L	29-45	23,645
Sep. 27	at Colorado State	W	56-15	25,972
Oct. 4	CAL STATE FULLERTON	W	36-17	21,974
Oct. 11	at San Diego State	W	28-17	28,212
Oct. 18	UTEP	W	53-14	20,552
Oct. 25	at Oregon	L	9-32	31,651
Nov. 1	at New Mexico	W	72-7	14,250
Nov. 8	WYOMING (HC)	W	33-26	20,277
Nov. 15	HAWAII	L	19-24	27,239
Nov. 29	BYU (No.12/13)	L	14-54	31,406
				384-257
				264,263

1981 (6-6) — Coach: Tony Knap Home: 3-3 • Road: 3-3

Sep. 5	at San Jose State	W	16-6	17,112
Sep. 12	NEW MEXICO	W	49-42	25,605
Sep. 19	WEST TEXAS STATE	L	17-21	24,560
Sep. 26	LONG BEACH STATE	W	32-31	25,080
Oct. 3	at Wyoming	L	21-45	23,793
Oct. 10	at BYU (No. 8/8)	W	45-41	39,852
Oct. 24	UTAH	L	28-69	27,883
Oct. 31	at Hawaii	L	21-57	46,153
Nov. 7	at Fresno State	L	26-42	16,241
Nov. 14	SAN DIEGO STATE (HC)	L	20-38	23,090
Nov. 21	AIR FORCE	W	24-21	22,574
Nov. 28	at UTEP	W	27-20	3,214
				326-433
				295,157



Future ESPN star Kenny Mayne was a senior quarterback for the Rebels in 1981.



HARVEY HYDE (1982-85)

Leading the Rebels into conference play for the first time was four-year coach Harvey Hyde. Then called the Pacific Coast Athletic Association, the Big West welcomed UNLV in 1982. Hyde also led the Rebels to their first bowl appearance when

UNLV downed Toledo 30-12 in the 1984 California Bowl. Hyde is currently a sports radio personality in both Las Vegas and Southern California.

Seasons	W	L	T	PCT
4	26	19	1	.576

1982 (3-8/1-5 BWC/6th) — Coach: Harvey Hyde Home: 2-3 • Road: 1-5

Sep. 2	BYU (No. RV/19)	L	0-27	26,769
Sep. 18	at New Mexico	L	21-49	20,197
Sep. 25	at San Diego State	L	23-26	24,207
Oct. 2	at Pacific*	L	27-29	9,500
Oct. 9	UTEP	W	28-21	17,289
Oct. 16	at Utah*	L	14-24	26,182
Oct. 30	SAN JOSE STATE* (HC)	L	14-48	13,487
Nov. 6	at Colorado State	W	36-31	19,108
Nov. 13	at Long Beach State*	L	13-24	4,660
Nov. 20	FRESNO STATE*	L	28-30	15,528
Nov. 27	CAL STATE FULLERTON*	W	42-23	12,923
				246-332
				189,850

*Big West Conference games

1983 (7-4/4-2 BWC/2nd) — Coach: Harvey Hyde Home: 4-2 • Road: 3-2

Sep. 3	UNR	W	28-18	16,168
Sep. 10	at San Jose State*	L	26-31	15,127
Sep. 17	PACIFIC*	W	28-7	16,146
Sep. 24	at Washington State	L	28-41	16,500
Oct. 1	at Oregon State	W	35-21	26,500
Oct. 15	HAWAII	L	0-23	16,520
Oct. 22	UTAH STATE* (HC)	W	28-10	12,300
Oct. 27	SAN DIEGO STATE	W	28-10	14,275
Nov. 5	at Fresno State*	W	20-7	24,054
Nov. 12	at Cal State Fullerton*	W	13-0	5,000
Nov. 19	LONG BEACH STATE*	L	21-24	17,955
				255-192
				180,545

*Big West Conference games

1984 (#11-2/7-0 BWC/1st) — Coach: Harvey Hyde Home: 5-1 • Road: 5-1 • Neutral: 1-0

Sep. 8	SAN JOSE STATE*	W	30-15	21,360
Sep. 15	at New Mexico State*	W	28-21	15,587
Sep. 22	WICHITA STATE	W	38-21	17,481
Sep. 29	at Hawaii	L	12-16	41,904
Oct. 6	at Long Beach State*	W	41-23	7,216
Oct. 13	IDAHO STATE	W	33-20	17,755
Oct. 20	at Pacific*	W	35-21	17,500
Nov. 3	at San Diego State	W	30-14	16,883
Nov. 10	CS FULLERTON* (No. RV/20) (HC)	W	26-20	25,678
Nov. 17	at Utah State*	W	36-20	6,279
Nov. 24	FRESNO STATE*	W	27-13	12,155
Dec. 1	SMU (No. 10/10)	L	21-38	23,639
Dec. 15	Toledo+	W	30-13	21,741
				387-255
				245,178


*Big West Conference games

+California Bowl at Fresno, CA

Victories later forfeited by rule of conference but recognized by NCAA

1985 (5-5-1/4-2-1 BWC/3rd) — Coach: Harvey Hyde Home: 4-2 • Road: 1-3-1

Sep. 7	TENNESSEE TECH	W	35-7	22,123
Sep. 14	at Fresno State*	L	6-26	33,754
Sep. 21	at Wisconsin	L	23-26	68,123
Sep. 28	LONG BEACH STATE*	L	24-28	21,816
Oct. 5	UTAH STATE*	W	14-7	16,002
Oct. 12	PACIFIC*	W	24-14	19,970
Oct. 19	at Cal State Fullerton*	W	10-6	8,110
Oct. 26	SOUTHWESTERN LA. (HC)	L	13-20	16,269
Oct. 31	NEW MEXICO STATE*	W	17-12	16,263
Nov. 16	at UNR	L	7-48	13,417
Nov. 23	at San Jose State*	T	16-16	16,233
				189-210
				252,080



WAYNE NUNNELY (1986-89)

A UNLV running back in 1971-72 under Coach Bill Ireland, Wayne Nunnely is the only former Rebel player to become a head coach at the school and went on to post a winning season in his first year at the helm. Nunnely built a long career as a highly respected NFL assistant. He retired from the Denver Broncos in 2012 and passed away in 2021.

Seasons	W	L	T	PCT
4	19	25	0	.432

1986 (6-5/3-4 BWC/T4th) — Coach: Wayne Nunnely Home: 4-2 • Road: 2-3

Sep. 6	at Washington State	L	14-34	17,000
Sep. 13	PORTLAND STATE	W	51-14	12,561
Sep. 20	WISCONSIN	W	17-7	(SO) 32,207
Sep. 27	CAL STATE FULLERTON*	W	40-23	20,101
Oct. 11	at Pacific*	L	15-21	11,500
Oct. 18	SAN JOSE STATE* (HC)	L	20-23	17,522
Oct. 25	at Utah State*	L	6-7	11,270
Nov. 1	NORTH TEXAS STATE	W	27-26	12,131
Nov. 6	FRESNO STATE*	L	7-36	8,940
Nov. 15	at New Mexico State*	W	58-42	9,283
Nov. 22	at Long Beach State*	W	31-8	5,197
				286-241
				157,712

*Big West Conference games

1987 (5-6/4-3 BWC/T2nd) — Coach: Wayne Nunnely Home: 4-2 • Road: 1-4

Sep. 12	at Southwestern Louisiana	L	10-21	16,241
Sep. 19	BAYLOR	L	14-21	27,128
Oct. 3	UNR	W	24-19	25,584
Oct. 10	UTAH STATE*	W	28-27	23,363
Oct. 17	at Cal State Fullerton*	L	14-28	6,019
Oct. 24	at San Jose State*	L	24-48	20,108
Oct. 31	at Fresno State*	L	10-45	31,595
Nov. 7	LONG BEACH STATE* (HC)	W	30-17	16,071
Nov. 14	at New Mexico State*	W	29-6	4,219
Nov. 21	PACIFIC*	W	30-24	14,500
Nov. 28	NORTHERN ILLINOIS	L	31-34	14,650
				244-290
				199,478

*Big West Conference games

1988 (4-7/3-4 BWC/T5th) — Coach: Wayne Nunnely Home: 2-4 • Road: 2-3

Sep. 3	at Baylor	L	3-27	25,610
Sep. 17	CAL STATE FULLERTON*	L	10-20	18,865
Sep. 24	OHIO UNIVERSITY	W	26-18	16,266
Oct. 1	at Nebraska (No. 9/9)	L	6-48	76,398
Oct. 8	at Pacific*	W	30-16	6,233
Oct. 15	NEW MEXICO STATE* (HC)	W	28-20	18,729
Oct. 29	TULSA	L	7-33	18,425
Nov. 5	at Utah State*	L	10-17	8,606
Nov. 12	FRESNO STATE*	L	14-31	23,408
Nov. 19	SAN JOSE STATE*	L	0-42	3,260
Nov. 26	at Long Beach State*	W	42-41	2,014
				176-313
				217,814

*Big West Conference games


1989 (4-7/3-4 BWC/5th) — Coach: Wayne Nunnely Home: 4-2 • Road: 0-5

Sep. 2	HOUSTON	L	0-69	22,416
Sep. 9	WEBER STATE	W	16-12	17,718
Sep. 23	NEW MEXICO STATE*	W	26-14	13,164
Sep. 30	at Cal State Fullerton*	L	20-34	3,930
Oct. 7	PACIFIC* (HC)	W	30-7	15,030
Oct. 21	at Northern Illinois	L	24-42	16,352
Oct. 28	at Fresno State*	L	17-31	32,302
Nov. 4	LONG BEACH STATE*	W	43-21	16,562
Nov. 11	at UNR	L	7-45	16,545
Nov. 18	UTAH STATE*	L	22-27	17,710
Nov. 25	at San Jose State*	L	28-38	3,479
				233-340
				175,208

*Big West Conference games

ALL-TIME RESULTS






**JIM STRONG
(1990-93)**

Former Notre Dame offensive coordinator Jim Strong became the sixth head coach in UNLV history in 1990 and led the Rebels for four seasons. Strong's 1992 team, featuring two future NFL linemen, posted the program's first winning season since 1986 with a 6-5 record. Strong currently is a businessman in the Midwest.

Seasons	W	L	T	PCT
4	17	27	0	.386



**JEFF HORTON
(1994-98)**

A former coach of arch-rival UNR, Jeff Horton took over UNLV in 1994 and led the Rebels to a stunning victory over the Wolf Pack, a share of the league title and a Las Vegas Bowl title in his first season. After moving on to coach at Wisconsin, Horton became an assistant coach with the NFL's Detroit Lions before moving on to the University of Minnesota, where he served as interim head coach for four games in 2010. A longtime assistant at San Diego State, he retired from coaching after the 2022 season.

Seasons	W	L	T	PCT
5	13	44	0	.228

1990 (4-7/3-4 BWC/5th) — Coach: Jim Strong

Home: 1-4 • Road: 3-3

Sep. 1	SW MISSOURI STATE	L	24-31	17,659
Sep. 8	at Houston (No. 24/NR)	L	9-37	20,138
Sep. 15	at Oregon State	W	45-20	17,272
Sep. 22	SAN JOSE STATE*	L	13-47	18,934
Sep. 29	at Pacific*	W	37-28	6,376
Oct. 6	CAL STATE FULLERTON*	W	29-10	17,526
Oct. 13	at New Mexico State*	W	24-20	10,267
Oct. 20	UNR (HC)	L	14-26	22,402
Oct. 27	at Utah State*	L	6-31	15,273
Nov. 3	FRESNO STATE*	L	18-45	16,846
Nov. 17	at Long Beach State*	L	20-29	4,649
			239-324	167,342

* Big West Conference games

1991 (4-7/2-5 BWC/T5th) — Coach: Jim Strong

Home: 2-4 • Road: 2-3

Sep. 7	at UNR	L	8-50	24,123
Sep. 14	OREGON STATE	W	23-9	19,141
Sep. 21	at New Mexico	W	23-22	16,679
Sep. 28	WASHINGTON STATE	L	13-40	20,628
Oct. 5	LONG BEACH STATE* (HC)	L	19-34	20,090
Oct. 12	at Cal State Fullerton*	W	25-3	3,012
Oct. 26	at Fresno State*	L	22-48	30,866
Nov. 2	at San Jose State*	L	12-55	16,524
Nov. 9	UTAH STATE*	L	14-27	11,787
Nov. 16	NEW MEXICO STATE*	W	38-28	13,729
Nov. 23	PACIFIC*	L	23-44	13,515
			220-360	190,094

* Big West Conference games

1992 (6-5/3-3 BWC/T4th) — Coach: Jim Strong

Home: 5-1 • Road: 1-4

Sep. 12	UTEP	W	19-17	15,176
Sep. 19	NORTHERN ARIZONA	W	40-7	15,584
Sep. 26	at Oregon	L	6-59	29,508
Oct. 3	at Pacific*	W	21-17	12,452
Oct. 10	at New Mexico State*	L	10-40	20,213
Oct. 17	UNR* (HC)	L	10-14	25,409
Oct. 24	at Hawaii	L	25-55	43,665
Oct. 31	SAN JOSE STATE*	W	35-31	9,372
Nov. 7	at Utah State*	L	8-48	10,280
Nov. 21	MONTANA STATE	W	36-7	9,444
Nov. 28	CAL STATE FULLERTON*	W	33-16	3,507
			243-311	194,610

* Big West Conference games

1993 (3-8/2-4 BWC/T6th) — Coach: Jim Strong

Home: 1-4 • Road 2-4

Sep. 4	at Clemson (No. 22/21)	L	14-24	65,000
Sep. 11	at Texas-El Paso	L	24-41	39,612
Sep. 18	CENTRAL MICHIGAN	W	33-20	14,056
Sep. 25	at Kansas State	L	20-36	25,817
Oct. 2	at UNR*	L	14-49	26,866
Oct. 9	CAL STATE NORTHRIE	L	18-24	10,380
Oct. 23	UTAH STATE* (HC)	L	26-33	12,284
Oct. 30	NEW MEXICO STATE*	L	40-52	8,032
Nov. 6	at Louisiana Tech*	W	28-23	17,200
Nov. 13	at San Jose State*	W	28-14	8,769
Nov. 20	SOUTHWESTERN LA.*	L	14-31	7,721
			259-347	235,737

* Big West Conference games

1994 (7-5/5-1 BWC/T1st) — Coach: Jeff Horton

Home: 5-2 • Road: 2-3

Sep. 3	EASTERN MICHIGAN	W	17-3	10,756
Sep. 10	at Central Michigan	L	23-35	20,316
Sep. 17	IDAHO	L	38-48	8,820
Sep. 24	at Utah State*	W	23-21	21,302
Oct. 1	at New Mexico State*	W	31-27	22,814
Oct. 8	LOUISIANA TECH* (HC)	W	24-20	10,358
Oct. 15	at Tulsa	L	22-44	16,875
Oct. 29	SAN JOSE STATE*	W	23-10	7,729
Nov. 5	at Southwestern La.*	L	27-28	17,013
Nov. 19	UNR*	W	32-27	20,224
Nov. 26	KANSAS STATE (No. 11/8)	L	3-42	10,331
Dec. 15	CENTRAL MICHIGAN+	W	52-24	17,562
			#263-305	#166,538

* Big West Conference games
+Las Vegas Bowl played at Sam Boyd Stadium
#Totals do not include Las Vegas Bowl

1995 (2-9/1-5 BWC/10th) — Coach: Jeff Horton

Home: 2-3 • Road: 0-6

Sep. 2	at Rice	L	0-38	18,500
Sep. 9	ARKANSAS STATE*	W	28-23	24,192
Sep. 16	at Eastern Michigan	L	6-51	25,009
Sep. 23	at Iowa State	L	30-57	37,619
Sep. 30	HAWAII	L	30-58	15,764
Oct. 7	at Northern Illinois*	L	14-62	22,805
Oct. 14	at San Jose State*	L	14-52	11,423
Oct. 28	at UNR*	L	32-55	33,391
Nov. 4	NORTH TEXAS (HC)	W	34-24	5,389
Nov. 11	UTAH STATE*	L	0-42	5,041
Nov. 18	NEW MEXICO STATE*	L	34-58	4,472
			222-520	203,605

* Big West Conference games

1996 (1-11/1-7 WAC/T7th P.D.) — Coach: Jeff Horton

Home: 1-5 • Road: 0-6

Aug. 31	at Tennessee (No. 2/2)	L	3-62	106,212
Sep. 7	AIR FORCE*	L	17-65	22,945
Sep. 14	WISCONSIN	L	17-52	(SO) 40,091
Sep. 21	at Colorado State*	L	16-35	24,011
Sep. 28	WYOMING*	L	21-33	12,564
Oct. 5	UNR	L	17-54	20,230
Oct. 12	at BYU (No. 19/20)	L	28-63	64,872
Oct. 19	at Hawaii*	L	28-38	29,536
Oct. 26	FRESNO STATE* (HC)	L	23-34	11,319
Nov. 2	at TCU*	L	34-42	27,047
Nov. 16	SAN DIEGO STATE*	W	44-42	11,594
Nov. 23	at San Jose State*	L	28-31	7,358
			276-551	377,779

* Western Athletic Conference games

1997 (3-8/2-6 WAC/7th P.D.) — Coach: Jeff Horton

Home: 3-2 • Road: 0-6

Sep. 6	at UNR	L	14-31	30,118
Sep. 13	at Air Force*	L	24-25	39,027
Sep. 20	HAWAII*	W	25-15	27,117
Sep. 27	ILLINOIS STATE (HC)	W	41-6	20,556
Oct. 4	at Southern California	L	21-35	48,404
Oct. 11	TCU*	W	21-19	18,777
Oct. 18	at San Diego State*	L	17-20 (OT)	24,628
Oct. 25	at Fresno State*	L	28-46	38,002
Nov. 1	COLORADO STATE*	L	19-45	19,654
Nov. 8	at Wyoming*	L	23-35	11,654
Nov. 22	SAN JOSE STATE*	L	48-55 (OT)	15,141
			281-332	293,078

* Western Athletic Conference games

1998 (0-11/0-8 WAC/8th M.D.) — Coach: Jeff Horton

Home: 0-5 • Road: 0-6

Sep. 5	at Northwestern	L	7-41	30,197
Sep. 12	AIR FORCE*	L	10-52	20,279
Sep. 19	at Wisconsin (No. 14/14)	L	7-52	75,044
Sep. 26	at Colorado State*	L	16-38	27,632
Oct. 3	UNR	L	20-31	22,006
Oct. 10	at BYU*	L	14-38	61,774
Oct. 17	WYOMING* (HC)	L	25-28 (OT)	17,089
Oct. 24	at SMU*	L	7-10	16,073
Oct. 31	TULSA*	L	16-20	15,187
Nov. 14	at Rice*	L	16-38	15,168
Nov. 21	TCU*	L	18-41	15,441
			156-389	315,890

* Western Athletic Conference games

**JOHN ROBINSON
(1999-2004)**



A former coach at USC and the NFL's L.A. Rams, John Robinson took over UNLV in 1999. A year later he earned MW Coach of the Year honors with an 8-5 record and Las Vegas Bowl victory. He later became the first Rebel coach to also serve as athletics director at the same time (2002-03). After retiring with the second most wins in school history, he continued his career in broadcasting. In 2009 he became the first Rebel head coach or player voted into the College Football Hall of Fame and in 2011 was a member of the inaugural class of the Las Vegas Bowl Hall of Fame.

Seasons	W	L	T	PCT
6	28	42	0	.400

1999 (3-8/1-6 MW/8th) — Coach: John Robinson

Home: 0-5 • Road: 3-3

Sep. 2	at North Texas	W	26-3	19,011
Sep. 11	at Baylor	W	27-24	32,272
Sep. 18	IOWA STATE	L	0-24	26,167
Sep. 25	UTAH*	L	14-52	23,532
Oct. 2	at UNR	L	12-26	23,490
Oct. 9	at Wyoming*	W	35-32	19,048
Oct. 23	BYU* (No. 19/19) (HC)	L	0-29	30,599
Oct. 30	at New Mexico*	L	6-27	21,854
Nov. 13	at Air Force*	L	16-35	44,187
Nov. 20	SAN DIEGO STATE*	L	7-37	18,165
Nov. 27	COLORADO STATE*	L	17-35	16,498
			160-324	274,823

* Mountain West games



Named Las Vegas Stadium when it opened in 1971, the Rebels' Sam Boyd Stadium lacked neighbors.

2000 (8-5/4-3 MWT3rd) — Coach: John Robinson

Home: 6-0 • Road: 2-5

Sep. 9	at Iowa State	L	22-37	35,408
Sep. 16	NORTH TEXAS	W	38-0	16,544
Sep. 23	at BYU*	L	7-10	60,191
Sep. 30	AIR FORCE*	W	34-13	22,321
Oct. 7	UNR	W	38-7	27,578
Oct. 14	at Colorado State*	L	19-20	31,700
Oct. 21	WYOMING* (HC)	W	42-23	19,967
Oct. 28	at Ole Miss	L	40-43 (OT)	40,338
Nov. 4	at Utah*	L	16-38	34,842
Nov. 11	NEW MEXICO*	W	18-14	17,081
Nov. 25	at San Diego State*	W	31-24	17,184
Dec. 2	at Hawaii	W	34-32	34,792
Dec. 21	ARKANSAS+	W	31-14	29,117
			#339-261	#357,946

*Mountain West games

+Las Vegas Bowl played at Sam Boyd Stadium
#Totals do not include Las Vegas Bowl

2001 (4-7/3-4 MWT5th) — Coach: John Robinson

Home: 1-4 • Road: 3-3

Aug. 30	at Arkansas	L	10-14	52,213
Sep. 7	NORTHWESTERN (No. 16/20)	L	28-37	26,721
Sep. 22	at Arizona	L	21-38	47,031
Sep. 29	BYU* (No. 20/20)	L	31-35	32,601
Oct. 6	at UNR	W	27-12	24,238
Oct. 13	SAN DIEGO STATE* (HC)	W	31-3	22,100
Oct. 20	COLORADO STATE*	L	24-26	20,049
Oct. 27	at Wyoming*	W	47-26	11,299
Nov. 3	UTAH*	L	14-42	21,042
Nov. 10	at New Mexico*	L	17-27	27,107
Nov. 17	at Air Force*	W	34-10	31,074
			284-270	315,475

*Mountain West games

2002 (5-7/3-4 MWT5th) — Coach: John Robinson

Home: 3-3 • Road: 2-4

Aug. 31	WISCONSIN (No. RV/25)	L	7-27	(SO) 42,075
Sep. 7	KANSAS	W	31-20	25,109
Sep. 14	at Oregon State	L	17-47	36,121
Sep. 21	at Toledo	L	21-38	26,050
Oct. 5	UNR	W	21-17	28,341
Oct. 12	NEW MEXICO* (HC)	L	16-25	21,205
Oct. 19	at BYU*	W	24-3	62,543
Oct. 26	at San Diego State*	L	21-31	21,541
Nov. 2	WYOMING*	W	49-48 (OT)	23,346
Nov. 9	at Utah*	L	17-28	28,528
Nov. 16	AIR FORCE*	L	32-49	25,417
Nov. 30	at Colorado State* (No. 16/13)	W	36-33	28,877
			292-366	369,153

*Mountain West games

2003 (6-6/2-5 MWT7th) — Coach: John Robinson

Home: 2-4 • Road: 4-2

Aug. 29	TOLEDO	W	28-18	21,791
Sep. 6	at Kansas	L	24-46	33,980
Sep. 13	at Wisconsin (No. 14/15)	W	23-5	78,043
Sep. 19	HAWAII	W	33-22	34,287
Oct. 4	at UNR	W	16-12	31,900
Oct. 11	at Air Force*	L	7-24	43,873
Oct. 18	UTAH* (HC)	L	10-28	26,241
Oct. 25	BYU*	L	20-27 (OT)	30,084
Nov. 1	at New Mexico*	W	37-35	29,179
Nov. 8	SAN DIEGO STATE*	L	0-7	20,896
Nov. 22	COLORADO STATE*	L	23-24	21,530
Nov. 29	at Wyoming*	W	35-24	8,419
			256-272	380,223

*Mountain West games

2004 (2-9/1-6 MWT8th) — Coach John Robinson

Home: 1-4 • Road: 1-5

Sep. 5	at Tennessee (No. 14/14)	L	17-42	108,625
Sep. 11	at Wisconsin (No. 21/22)	L	3-18	82,071
Sep. 18	AIR FORCE*	L	10-27	23,823
Sep. 25	UTAH STATE	L	21-31	19,116
Oct. 2	UNR	W	48-13	27,596
Oct. 8	at BYU*	W	24-20	56,341
Oct. 16	NEW MEXICO* (HC)	L	20-24	19,065
Oct. 23	at Utah* (No. 9/10)	L	28-63	40,341
Nov. 6	WYOMING*	L	45-53 (3OT)	19,752
Nov. 13	at Colorado State*	L	10-45	14,876
Nov. 20	at San Diego State*	L	3-21	25,519
			229-357	437,125



MIKE SANFORD (2005-09)

Mike Sanford came to the Rebels from Mountain West rival Utah after he had coordinated the Utes' record-setting offense for two years under Urban Meyer. A former quarterback at USC, Sanford replaced his former college coach, John Robinson, at UNLV on Dec. 6, 2004. He spent five seasons in Las Vegas, which tied for the third longest coaching stint in Rebel football history. After a stint as head coach at FCS school Indiana State, he was on staff at Western Kentucky and currently coaches Las Vegas' Faith Lutheran High School.

Seasons	W	L	T	PCT
5	16	43	0	.271

2005 (2-9/1-7 MW/9th) — Coach Mike Sanford

Home: 2-3 • Road: 0-6

Sep. 5	at New Mexico*	L	22-24	37,533
Sep. 10	IDAHO	W	34-31	21,870
Sep. 17	at Nevada, Reno	L	14-22	23,457
Sep. 24	at Utah State	L	24-31	12,408
Oct. 1	at Wyoming*	L	17-42	18,022
Oct. 8	SAN DIEGO STATE*	W	13-10	18,372
Oct. 15	at Air Force*	L	7-42	30,573
Oct. 22	UTAH*	L	32-42	19,108
Nov. 5	BYU* (HC)	L	14-55	23,677
Nov. 12	at TCU* (No. 18/18)	L	3-51	28,035
Nov. 19	COLORADO STATE*	L	27-31	16,543
			207-381	249,598

*Mountain West games

2006 (2-10/1-7 MW/T8th) — Coach Mike Sanford

Home: 2-4 • Road: 0-6

Sep. 2	IDAHO STATE	W	54-10	19,943
Sep. 9	at Iowa State	L	10-16	45,795
Sep. 16	at Hawaii	L	13-42	32,008
Sep. 30	NEVADA, RENO	L	3-31	(SO) 37,179
Oct. 7	at Colorado State*	L	7-28	32,841
Oct. 14	NEW MEXICO*	L	36-39 (OT)	16,456
Oct. 21	at BYU*	L	7-52	63,341
Oct. 28	at Utah*	L	23-45	42,474
Nov. 4	TCU* (HC)	L	10-25	13,916
Nov. 11	at San Diego State*	L	7-21	21,445
Nov. 18	WYOMING*	L	26-34	14,021
Nov. 24	AIR FORCE*	W	42-39	13,927
			238-382	353,346

*Mountain West games

2007 (2-10/1-7 MWT9th) — Coach Mike Sanford

Home: 1-5 • Road: 1-5

Aug. 30	at Utah State	W	23-16	15,102
Sep. 8	WISCONSIN (No. 5/5)	L	13-20	(SO) 38,250
Sep. 15	HAWAII (No. 24/22)	L	14-49	(SO) 38,125
Sep. 22	UTAH*	W	27-0	23,180
Sep. 29	at UNR	L	20-27	25,278
Oct. 6	at Air Force*	L	14-31	35,583
Oct. 13	BYU*	L	14-24	(SO) 38,026
Oct. 20	COLORADO STATE* (HC)	L	23-48	19,266
Oct. 27	at Wyoming*	L	24-29	16,940
Nov. 10	SAN DIEGO STATE*	L	30-38	18,837
Nov. 17	at TCU*	L	10-34	26,425
Nov. 24	at New Mexico*	L	6-27	22,658
			218-343	317,670

*Mountain West games

2008 (5-7/2-6 MWT6th) — Coach Mike Sanford

Home: 4-3 • Road: 1-4

Aug. 30	UTAH STATE	W	27-17	18,815
Sep. 6	at Utah* (No. 22/23)	L	21-41	45,587
Sep. 13	at Arizona State (No. 15/13)	W	23-20 (OT)	59,852
Sep. 20	IOWA STATE	W	34-31 (OT)	25,567
Sep. 27	UNR	L	27-49	33,078
Oct. 4	at Colorado State*	L	28-41	19,703
Oct. 18	AIR FORCE* (HC)	L	28-29	21,055
Oct. 25	at BYU* (No. 18/17)	L	35-42	64,081
Nov. 1	TCU* (No. 12/12)	L	14-44	16,121
Nov. 8	NEW MEXICO*	W	27-20	13,154
Nov. 13	WYOMING*	W	22-14	18,154
Nov. 22	at San Diego State*	L	21-42	17,846
			307-391	353,013

2009 (5-7/3-5 MWT6th) — Coach Mike Sanford

Home: 4-3 • Road: 1-4

Sep. 5	SACRAMENTO STATE	W	38-3	22,195
Sep. 12	OREGON STATE (No. RV/24)	L	21-23	25,967
Sep. 19	HAWAII	W	34-33	29,717
Sep. 26	at Wyoming*	L	27-30	19,196
Oct. 3	at UNR	L	28-63	24,078
Oct. 10	BYU* (No. 18/20)	L	21-59	25,597
Oct. 17	UTAH* (No. 24/RV) (HC)	L	15-35	26,315
Oct. 24	at New Mexico*	W	34-17	24,021
Oct. 31	at TCU* (No. 8/6)	L	0-41	33,541
Nov. 7	COLORADO STATE*	W	35-16	15,902
Nov. 14	at Air Force*	L	17-45	25,370
Nov. 28	SAN DIEGO STATE*	W	28-24	13,730
			298-389	285,629

*Mountain West games



BOBBY HAUCK (2010-14)

Bobby Hauck was hired as UNLV's 10th head coach in history on Dec. 23, 2009, after compiling a stunningly successful record at FCS power Montana. Hauck's one winning season in Las Vegas saw the Rebels earn their first bowl bid in 13 years and play on New Year's Day in the Heart of Dallas

Bowl staged at the historic Cotton Bowl Stadium. After three years at San Diego State, he is now back serving as head coach at Montana.

Seasons	W	L	T	PCT
5	15	49	0	.234

2010 (2-11/2-6 MWT6th) — Coach Bobby Hauck

Home: 2-4 • Road: 0-7

Sep. 4	WISCONSIN (No. 12/12)	L	21-41	31,107
Sep. 11	at Utah* (No. 20/20)	L	10-38	45,102
Sep. 18	at Idaho	L	7-30	15,390
Sep. 25	NEW MEXICO*	W	45-10	16,961
Oct. 2	UNR* (No. 25/25)	L	26-44	28,958
Oct. 9	at West Virginia	L	10-49	58,234
Oct. 16	at Colorado State*	L	10-43	30,753
Oct. 30	TCU* (No. 4/4)	L	6-48	16,745
Nov. 6	at BYU*	L	7-55	61,283
Nov. 13	WYOMING* (HC)	W	42-16	16,111
Nov. 18	AIR FORCE*	L	20-35	13,790
Nov. 27	at San Diego State*	L	14-48	22,091
Dec. 4	at Hawaii (No. 25/RV)	L	21-59	37,820
			298-389	285,629

*Mountain West games

2011 (2-10/1-6 MWT6th) — Coach Bobby Hauck

Home: 2-3 • Road: 0-7

Sep. 1	at Wisconsin (No. 11/10)	L	17-51	77,085
Sep. 10	at Washington State	L	7-59	27,018
Sep. 17	HAWAII	W	40-20	21,248
Sep. 24	SOUTHERN UTAH	L	16-41	18,102
Oct. 8	at UNR	L	0-37	25,978
Oct. 15	at Wyoming*	L	14-41	22,985
Oct. 29	COLORADO STATE*	W	38-35	21,289
Nov. 5	BOISE STATE* (No. 5/5) (HC)	L	21-48	26,281
Nov. 12	at New Mexico*	L	14-21	14,937
Nov. 19	at Air Force*	L	17-45	24,401
Nov. 26	SAN DIEGO STATE*	L	14-31	19,075
Dec. 3	at TCU* (No. 18/17)	L	9-56	32,012
			207-485	330,411

*Mountain West games

ALL-TIME RESULTS



2012 (2-11/2-6 MW/8th) — Coach Bobby Hauck Home: 2-5 • Road: 0-6

Aug. 30	MINNESOTA	L	27-30 (3OT)	77,085
Sep. 8	NORTHERN ARIZONA	L	14-17	15,257
Sep. 14	WASHINGTON STATE	L	27-35	17,015
Sep. 22	AIR FORCE*	W	38-35	14,054
Sep. 29	at Utah State	L	13-35	24,226
Oct. 6	at Louisiana Tech	L	31-58	21,850
Oct. 13	UNR*	L	37-42	20,565
Oct. 20	at Boise State* (No. 24/22)	L	7-32	36,012
Oct. 27	at San Diego State*	L	13-24	23,874
Nov. 3	NEW MEXICO* (HC)	W	35-7	12,835
Nov. 10	at Colorado State*	L	11-33	13,887
Nov. 17	WYOMING*	L	23-28	10,717
Nov. 24	at Hawaii*	L	10-48	28,359
			286-424	254,664

*Mountain West games

2013 (7-6/5-3 MW/T3rd-West) — Coach Bobby Hauck Home: 4-3 • Road: 3-2

Aug. 29	at Minnesota	L	23-51	44,217
Sep. 7	ARIZONA	L	13-58	26,950
Sep. 14	CENTRAL MICHIGAN	W	31-21	10,981
Sep. 21	WESTERN ILLINOIS	W	38-7	13,017
Sep. 28	at New Mexico*	W	56-42	23,639
Oct. 12	HAWAII*	W	39-37	22,755
Oct. 19	at Fresno State* (No. 17/19)	L	14-38	37,604
Oct. 26	at UNR*	W	27-22	32,521
Nov. 2	SAN JOSE STATE* (HC)	L	24-34	15,837
Nov. 9	UTAH STATE*	L	24-28	15,062
Nov. 21	at Air Force*	W	41-21	29,898
Nov. 30	SAN DIEGO STATE*	W	45-19	29,898
Jan. 1	vs. North Texas+	L	14-36	38,380
			389-414	288,731

*Mountain West games
+Heart of Dallas Bowl at Cotton Bowl Stadium

2014 (2-11/1-7 MW/6th-West) — Coach Bobby Hauck Home: 2-4 • Road: 0-7

Aug. 29	at Arizona	L	13-58	50,103
Sep. 6	NORTHERN COLORADO	W	13-12	17,289
Sep. 13	NORTHERN ILLINOIS	L	34-48	14,305
Sep. 20	at Houston	L	14-47	23,408
Sep. 27	at San Diego State*	L	17-24	28,005
Oct. 4	at San Jose State*	L	10-33	14,427
Oct. 10	FRESNO STATE* (HC)	W	30-27 (OT)	15,398
Oct. 25	at Utah State*	L	20-34	20,153
Nov. 1	NEW MEXICO*	L	28-31	13,419
Nov. 8	AIR FORCE*	L	21-48	13,481
Nov. 15	at BYU	L	23-42	53,622
Nov. 22	at Hawaii*	L	35-37	25,604
Nov. 29	UNR*	L	27-49	20,151
			285-500	309,365

*Mountain West games



TONY SANCHEZ
(2015-19)

Tony Sanchez did not have to move far when he was hired by UNLV as only the fifth high school coach to move directly to the head job at an FBS-level school. Sanchez built national powerhouse Bishop Gorman across town and was fresh

from winning the national championship with the Gaels. He went on to become just the third Rebel head man to finish with at least three wins against UNR, compiling a 3-2 mark vs. the Pack. He is currently an assistant coach at his alma mater, New Mexico State.

Seasons	W	L	T	PCT
5	20	40	0	.333

2015 (3-9/2-6 MW/T4th-West) — Coach Tony Sanchez Home: 2-4 • Road: 1-5

Sep. 5	at Northern Illinois	L	30-38	15,455
Sep. 12	UCLA (No. 13/13)	L	3-37	31,262
Sep. 19	at Michigan	L	7-28	108,636
Sep. 26	IDAHO STATE	W	80-8	16,717
Oct. 3	at UNR*	W	23-17	29,551
Oct. 10	SAN JOSE STATE*	L	27-33 (OT)	19,190
Oct. 16	at Fresno State*	L	28-31	25,604
Oct. 31	BOISE STATE*	L	27-55	14,315
Nov. 7	HAWAII* (HC)	W	41-21	20,006
Nov. 14	at Colorado State*	L	35-49	15,641
Nov. 21	SAN DIEGO STATE*	L	14-52	14,738
Nov. 28	at Wyoming*	L	28-35	11,149
			343-404	322,311

*Mountain West games

2016 (4-8/3-5 MW/T3rd-West) — Coach Tony Sanchez Home: 3-3 • Road: 1-5

Sep. 1	JACKSON STATE	W	63-13	18,575
Sep. 10	at UCLA	L	21-42	63,712
Sep. 17	at Central Michigan	L	21-44	19,922
Sep. 24	IDAHO	L	30-33 (OT)	17,229
Oct. 1	FRESNO STATE* (HC)	W	45-20	17,811
Oct. 8	at San Diego State*	L	7-26	33,296
Oct. 15	at Hawaii*	W	41-38	31,287
Oct. 22	COLORADO STATE*	L	23-42	18,362
Oct. 29	at San Jose State*	L	24-30	15,733
Nov. 12	WYOMING*	W	69-66 (3OT)	14,790
Nov. 18	at Boise State* (No. 22/23)	L	25-42	32,989
Nov. 26	UNR*	L	10-45	23,569
			379-441	307,275

*Mountain West games

2017 (5-7/4-4 MW/3rd-West) — Coach Tony Sanchez Home: 2-4 • Road: 3-3

Sep. 2	HOWARD	L	40-43	15,667
Sep. 9	at Idaho	W	44-16	10,156
Sep. 23	at Ohio State (No. 9/10)	L	21-54	106,187
Sep. 30	SAN JOSE STATE*	W	41-13	15,009
Oct. 7	SAN DIEGO STATE*	L	10-41	19,770
Oct. 14	at Air Force*	L	30-34	26,679
Oct. 21	UTAH STATE* (HC)	L	28-52	18,157
Oct. 28	at Fresno State*	W	26-16	27,922
Nov. 4	HAWAII*	W	31-23	16,278
Nov. 10	BYU	L	21-31	19,811
Nov. 17	at New Mexico*	W	38-35	14,744
Nov. 25	at UNR*	L	16-23	17,359
			346-381	307,739

*Mountain West games

2018 (4-8/2-6 MW/5th-West) — Coach Tony Sanchez Home: 3-3 • Road: 1-5

Sep. 1	at USC (No. 15/15)	L	21-43	58,708
Sep. 8	UTEP	W	52-24	14,122
Sep. 15	PRAIRIE VIEW A&M	W	46-17	14,786
Sep. 22	at Arkansas State	L	20-27	18,537
Oct. 6	NEW MEXICO*	L	14-50	18,949
Oct. 13	at Utah State*	L	28-59	21,212
Oct. 19	AIR FORCE* (HC)	L	35-41	17,881
Oct. 27	at San Jose State*	L	37-50	16,165
Nov. 3	FRESNO STATE* (No. 20/23)	L	3-48	15,276
Nov. 10	at San Diego State*	W	27-24	24,986
Nov. 17	at Hawaii*	L	28-35	25,697
Nov. 24	UNR*	W	34-29	19,921
			345-447	266,240


*Mountain West games

Opponent rankings (AP/Coaches)
(HC) = Homecoming • (OT) = Overtime • (SO) = Sold Out

2019 (4-8/2-6 MW/T4th-West) — Coach Tony Sanchez Home: 2-4 • Road: 2-4

Aug. 31	SOUTHERN UTAH	W	56-23	17,412
Sep. 7	ARKANSAS STATE	L	17-43	18,742
Sep. 14	at Northwestern	L	14-30	37,714
Sep. 28	at Wyoming*	L	17-53	23,029
Oct. 5	BOISE STATE* (No. 16/15)	L	13-38	24,681
Oct. 12	at Vanderbilt	W	34-10	20,048
Oct. 18	at Fresno State*	L	27-56	26,256
Oct. 26	SAN DIEGO STATE*	L	17-20	19,652
Nov. 2	at Colorado State*	L	17-37	24,103
Nov. 16	HAWAII* (HC)	L	7-21	21,317
Nov. 22	SAN JOSE STATE*	W	38-35	17,373
Nov. 30	at UNR*	W	33-30 (OT)	16,683
			290-396	267,019

*Mountain West games



MARCUS ARROYO
(2020-22)

Marcus Arroyo was chosen to lead UNLV fresh from winning a Pac-12 championship and eventual Rose Bowl as the offensive coordinator at the University of Oregon. The former San Jose State quarterback guided the Rebels through the pandemic season of 2020 and won the Battle for the Fremont Cannon in his final game with the program.

Seasons	W	L	T	PCT
3	7	23	0	.233

2020 (0-6/0-6 MW/12th) — Coach Marcus Arroyo Home: 0-3 • Road: 0-3

Oct. 24	at San Diego State*	L	6-34	N/A
Oct. 31	UNR*	L	19-37	2,000
Nov. 7	FRESNO STATE*	L	27-40	2,000
Nov. 14	at San Jose State*	L	17-34	N/A
Nov. 21	at Colorado State*	Canceled		
Nov. 27	WYOMING*	L	14-45	N/A
Dec. 4	BOISE STATE*	Canceled		N/A
Dec. 12	at Hawaii*	L	21-38	N/A
			104-228	4,000

*Mountain West games

2021 (2-10/2-6 MW/6th-West) — Coach Marcus Arroyo Home: 1-5 • Road: 1-5

Sep. 2	EASTERN WASHINGTON	L	33-35 (2OT)	21,970
Sep. 11	at Arizona State	L	10-37	42,918
Sep. 18	IOWA STATE	L	3-48	35,193
Sep. 24	at Fresno State*	L	30-38	35,093
Oct. 2	at UTSA	L	17-24	20,154
Oct. 16	UTAH STATE*	L	24-28	21,322
Oct. 21	SAN JOSE STATE* (HC)	L	20-27	19,318
Oct. 29	at UNR*	L	20-51	28,960
Nov. 6	at New Mexico*	W	31-17	14,007
Nov. 13	HAWAII*	W	27-13	19,623
Nov. 19	SAN DIEGO STATE*	L	20-28	16,713
Nov. 26	at Air Force*	L	14-48	18,226
			249-394	293,497

*Mountain West games

2022 (5-7/3-5 MW/4th-West) — Coach Marcus Arroyo Home: 4-2 • Road: 1-5

Aug. 27	IDAHO STATE	W	52-21	19,579
Sep. 10	at Cal	L	14-20	38,180
Sep. 17	NORTH TEXAS	W	58-27	19,623
Sep. 24	at Utah State*	W	34-24	17,454
Sep. 30	NEW MEXICO*	W	31-20	21,605
Oct. 7	at San Jose State*	L	7-40	16,669
Oct. 15	AIR FORCE* (HC)	L	7-42	23,847
Oct. 22	at Notre Dame	L	21-44	73,165
Nov. 5	at San Diego State*	L	10-14	28,854
Nov. 11	FRESNO STATE*	L	30-37	23,146
Nov. 19	at Hawaii*	L	31-25	9,346
Nov. 26	UNR*	W	27-22	24,873
			316-342	316,341

*Mountain West games



Still the winningest team in UNLV Division I history at 11-2 overall, the 1984 squad earned the school its first bowl bid and went on to beat Toledo 30-13 in the California Bowl.

The first Big West team to ever win seven league games, Coach Harvey Hyde's Rebels lost only a close game at Hawaii and to 10th-ranked SMU in the regular-season finale, the night Randall


Cunningham's No. 12 jersey was retired at halftime.

Not surprisingly, UNLV swept the league's postseason honors with Offensive Player of the Year Cunningham, Defensive Co-Player of the Year Aaron Moog and Coach of the Year Hyde.

UNLV took on an 8-2-1 Mid-American Conference Champion Toledo squad in the fourth California Bowl in front of a national ESPN audience and the Rebels won impressively, 30-13.

UNLV broke the game open with 17 third-quarter points led by Cunningham's passing and the running of a freshman from Fresno named Elbert "Ickey" Woods. Cunningham's 270 yards through the air helped him earn MVP honors. Just a few months later the lanky QB became a second-round choice of the Philadelphia Eagles in the 1985 NFL Draft. Woods went on to lead the nation in rushing in 1987 with 1,658 yards before "shuffling" off to Cincinnati as a second-round pick in 1988.


The team reunited in 2012 as it was inducted into the UNLV Athletics Hall of Fame.



California Bowl MVP Randall Cunningham threw for two touchdowns and ran for another.

1984 CALIFORNIA BOWL

UNLV 30
TOLEDO 13
DEC. 15, 1984
BULLDOG STADIUM
FRESNO, CALIF.
ATT. 21,741



UNLV	7	6	17	0-30
Toledo	3	3	7	0-13

FIRST QUARTER

UNLV—Gladney 19 pass from Cunningham (DiGiovanna kick), 11:29
UT—FG Walker 22, 4:20

SECOND QUARTER

UNLV—Jones 7 pass from Cunningham (kick failed), 9:40
UT—FG Walker 36, 0:03

THIRD QUARTER

UNLV—FG DiGiovanna 44, 8:55
UT—Poure 38 pass from Sager (Walker kick), 5:29
UNLV—Woods 16 run (DiGiovanna kick), 4:14
UNLV—Cunningham 10 run (DiGiovanna kick) 1:10

TEAM STATISTICS	UNLV	TOLEDO
First Downs	18	20
Rushes-Yards	28-127	52-203
Passing Yards	270	137
Passes Comp.-Att.	18-28	12-31
Had Intercepted	1	0
Total Offense	397	340
Return Yards	77	96
Sacks By-Yards	2-21	1-2
Punts-Avg.	3-27.7	5-34.6
Fumbles-Lost	2-2	3-1
Penalties-Yards	8-77	6-40
Time of Possession	22:16	37:44



INDIVIDUAL STATISTICS

RUSHING—(UNLV) Woods 9-53, Jones 9-25, Taylor 1-18, Cunningham 4-19, Lewis 3-7, Emery 1-2. (UT) 31-154, Sager 8-8, Stephens 6-25, Harris 3-14, Faulkner 2-2.
PASSING—(UNLV) Cunningham 18-28-1 270. (UT) Sager 12-31-0 137.
RECEIVING—(UNLV) Jones 4-33, McDade 3-77, Gladney 3-51, LaFrance 2-23, Brown 2-17, Lewis 2-13, Thomas 1-48, Woods 1-8. (UT) Poure 5-78, Morgan 3-13, Hutchinson 1-15, Farmer 1-12, Walsh 1-12, Harris 1-7.
SACKS—(UNLV) Dimry 1-12, Moog 1-9. (UT) Moore 1-2.
INTERCEPTIONS—(UT) Brandon 1-0.
TACKLE LEADERS—(UNLV) Davis 11, Blue 10, Pickens 10, Saignes 8, Allen 8, Walsh 7, Moog 6, Cooley 6, London 6, Hollis 6, Grant 5. (UT) Moore 8, Williams 7, Brandon 5, McGuire 4, Beemer 4, White.



1994 LAS VEGAS BOWL

UNLV 52
CMU 24
DEC. 15, 1994
SAM BOYD STADIUM
LAS VEGAS, NEV.
ATT. 17,562



UNLV	14	17	14	7—52
Central Michigan	10	0	0	14—24

FIRST QUARTER

UNLV—Bailey 46 pass from J.Brown (Garritano kick), 13:27
 UNLV—Bailey 1 run (Garritano kick), 8:44
 CMU—FG Blasy 20, 3:44
 CMU—McMillian 53 pass from Timpf (Blasy kick), :00

SECOND QUARTER

UNLV—Bailey 49 run (Garritano kick), 6:21
 UNLV—Washington 15 fumble return (Garritano kick), 2:04
 UNLV—FG Garritano 38, :05

THIRD QUARTER

UNLV—Bailey 1 run (Garritano kick), 11:47
 UNLV—Keener 33 pass from J.Brown (Garritano kick), 6:32

FOURTH QUARTER

UNLV—Gatewood 45 pass from Davis (Garritano kick), 12:04
 CMU—McMillian 24 pass from Darnell (Blasy kick), 8:10
 CMU—Tolbert 4 run (Blasy kick), 1:33

TEAM STATISTICS	UNLV	CMU
First Downs	26	22
Rushes-Yards	42-301	51-152
Passing Yards	288	224
Passes Comp.-Att.-Int.	15-27-0	13-25-2
Total Offense	589	376
Return Yards	120	156
Sacks By-Yards	5-40	1-7
Punts-Avg.	2-45	5-41.2
Fumbles-Lost	3-1	5-2
Penalties-Yards	8-89	6-50
Time of Possession	23:26	36:34



INDIVIDUAL STATISTICS

RUSHING—(UNLV) Branch 13-125, Bailey 7-79, Brown 6-32, Love 6-21, Davis 3-13, Perez 7-31. (CMU) Johnson 16-47, Timpf 12-6, King 6-51, Korytkowski 1(-)-7, Tolbert 11-79, Darnell 5(-)-24.
PASSING—(UNLV) Brown 11-21-0 195, Davis 4-6-0 93. (CMU) Timpf 7-12-2 122, Darnell 6-13-0 102.
RECEIVING—(UNLV) Gatewood 6-104, Bailey 5-101, Brewer 1-7, Keener 1-33, Lewis 1-12, Bell 1-31. (CMU) Dunlap 3-40, McMillian 4-100, Korytkowski 3-44, Johnson 1-8, Miller 2-32.
SACKS—(UNLV) Mazion 2-18, Byers 2-13, Washington 1-9.. (CMU) Hester 1-7.
INTERCEPTIONS—(UNLV) Robinson 1-12, Johnson 1-5.
TACKLE LEADERS—(UNLV) Davis 11, Posey 9, Clough 7, Carillo 6, Byers 5, Johnson 5. (CMU) Bruce 9, Banks 6, Wright 5, Creguer 5, Gildersleeve 4.

Appearing in its first bowl game in a decade, UNLV blasted Mid-American Conference opponent Central Michigan in the second meeting of the year between the two clubs.

Playing it up for a national television audience on ESPN, the Rebels (7-5), who racked up 589 yards in offense (the most by any '94 bowl team) jumped out to a quick 14-0 lead over the Chippewas (9-3). Not even




two minutes had passed in the first quarter when Henry Bailey, the Rebels' career receiving leader, exploded for a 46-yard touchdown reception from Jared Brown. The strike was the first of four UNLV touchdowns longer than 30 yards on the night. After the Chips pulled to 14-10, the Rebel offensive machine continued to roll and UNLV pulled away for good on a 15-yard fumble return for a TD by defensive end Keith Washington.



UNLV eventually cruised to a 52-10 lead before clearing the bench. Las Vegas Bowl III MVP Bailey, soon to be a Pittsburgh Steelers draftee, rushed for 79 yards on seven carries with three TDs, and accumulated 101 yards receiving with one score. Sophomore RB DeJohn Branch had a sparkling performance, carrying the ball 13 times for 125 yards, and Brown finished the game 11-for-21 for 195 yards with two TDs and 32 yards rushing. UNLV coach Jeff Horton was named the Big West Conference Co-Coach of the Year for turning a 3-8 team in '93 into league and bowl champions in his first season.

The 1994 team was inducted into the UNLV Athletics Hall of Fame in 2010.



Henry Bailey's four touchdowns helped him run away with MVP honors.





Playing before a national ESPN2 audience and a Las Vegas Bowl-record 29,113 fans, UNLV (8-5) won its fourth straight for the first time since 1984 and moved to 3-0 all-time in bowl games with a surprisingly one-sided 31-14 victory over Arkansas (6-6), the Rebels' first over a team from the powerful Southeastern Conference.

UNLV quarterback Jason Thomas earned MVP honors by completing 12 of 17 pass attempts for 217 yards and three scores without an interception as well as rushing for 32 yards on 10 carries. Thomas' favorite target was Nate Turner, who ended his career with 126 yards on eight catches – all in the first half. Jeremi Rudolph gained 92 yards on 14 carries and Kevin Brown had 78 on 13 attempts. Arkansas, which was fresh from two consecutive victories over

ranked SEC opponents to become bowl eligible, opened the scoring with the only points of the first quarter. UNLV answered with a Thomas-to-Turner 19-yard pass, which was the first TD given up by the Razorbacks in 11 quarters. Two minutes later the Hogs used Robby Hampton's second scoring throw of the game to take a 14-7 lead. UNLV, however, struck again to square things before halftime with a five-yard Turner TD. Things stayed tied until with just over two minutes left in the third, Thomas found Troy Mason with a stunning 54-yard TD strike that was the second longest in bowl history. After a Dillon Pieffer field goal put UNLV up 24-14,


the Razorbacks elected to go for it on fourth and 10 from the Rebel 37 with more than 12 minutes remaining. The UNLV defense forced an incomplection and the inspired Rebels eventually closed their shocking 24-point scoring run with an 18-yard Brown run. The Rebels out-gained the bigger Hogs, who had defeated seven straight non-conference opponents and were 6-0 vs. MW teams, 476 to 298. UNLV also held its opponent to under 200 yards rushing (115) for the 12th time in 2000. The Rebels, who moved to 2-0 in Las Vegas Bowls, earned their most victories in a season since 1984 and finished the season a perfect 6-0 at Sam Boyd Stadium. Head Coach John Robinson improved to 8-1 in bowl games during his career, which made him the winningest bowl coach in NCAA D-I history with a percentage of .889. "This is particularly gratifying because our guys were at their best," Robinson said during the post-game celebration.



MVP Jason Thomas (center) threw for 217 yards and three touchdowns.

2000 LAS VEGAS BOWL

UNLV **31**
ARKANSAS **14**
DEC. 21, 2000
SAM BOYD STADIUM
LAS VEGAS, NEV.
ATT. 29,113



Arkansas	7	7	0	0-14
UNLV	0	14	7	10-31

FIRST QUARTER

Arkansas—Stinson 7 pass from Hampton, 8:33 (O'Donohoe kick)

SECOND QUARTER

UNLV—Turner 19 pass from J. Thomas, 12:09 (Pieffer kick)
 Arkansas—Williams 25 pass from Hampton, 9:54 (O'Donohoe kick)
 UNLV—Turner 5 pass from J. Thomas, 3:12 (Pieffer kick)

THIRD QUARTER

UNLV—Mason 54 pass from J. Thomas, 2:21 (Pieffer kick)

FOURTH QUARTER

UNLV—FG Pieffer 26, 13:53
 UNLV—Brown 18 run, 5:39 (Pieffer kick)

TEAM STATISTICS	ARK	UNLV
First Downs	15	19
Rushes-yards	32-115	47-259
Passing yards	183	217
Passes-Comp.-Att.-Int.	40-18-0	17-12-0
Total Offense	298	476
Punt Returns – Yards	0-0	5-51
Kickoff Returns – Yards	5-79	2-33
Interceptions – Yards	0-0	0-0
Fumble Returns – Yards	1-0	0-0
Sacks By – Yards	1-7	2-7
Punts – Avg.	7-46.3	4-40.3
Fumbles – Lost	0-0	6-1
Penalties – Yards	6-76	12-119
Time of Possession	29:35	30:25



INDIVIDUAL STATISTICS

RUSHING—(ARK) Holmes 26-99, Howard 1-12, Hampton 4-3, Stinson 1-1. (UNLV) Rudolph 14-92, Brown 13-78, Wofford 4-44, J. Thomas 10-32, Turner 1-18, Johnson 2-12, Costa 1-4, Gordon 1-1, Team 1-(-22).
PASSING—(ARK) Hampton 18-40-0 183. (UNLV) J. Thomas 12-17-0 217.
RECEIVING—(ARK) Williams 7-97, Smith 4-26, Snowden 4-20, Hamilton 2-33, Stinson 1-7. (UNLV) Turner 8-126, Mason 3-89, Wofford 1-2.
SACKS—(ARK) Jones 1-7. (UNLV) Newton 1-5, Miller 1-2, Suggs 1-2.
TACKLE LEADERS—(ARK) Hamlin 9, Jones 8, Caleb 6, Bua 6, Harris 6, Green 5, Quinton 5, Petty 4, Jackson 4, Hall 3, Reed 3. (UNLV) Brisco 8, Burrus 7, Black 6, Claridge 6, Brandon 5, Dalton 4, Palepoi 4, Brickell 4, Thomas 3, Newton 3, Miller 3, Suggs 3.



2014 HEART OF DALLAS BOWL

NORTH TEXAS

UNLV

JAN. 1, 2014

COTTON BOWL STADIUM

DALLAS, TEXAS

ATT. 38,380

36

14



UNLV	7	0	0	7-14
North Texas	7	0	7	22-36

FIRST QUARTER

UNLV—Sullivan 9-yard pass from Herring (Kohorst kick), 7:31

NT—Jimmerson 1-yard rush (Paul kick), 1:47

THIRD QUARTER

NT—Bailey 1 run (Garritano kick), 11:47

FOURTH QUARTER

NT—Chancellor 3-yard rush (Paul kick), 14:56

NT—Chancellor 3-yard rush (Paul kick), 14:56

UNLV—Rice, Jr. 13-yard pass from Herring (Kohorst kick), 4:56

NT—Chancellor 15-yard rush (Paul kick), 2:24

TEAM STATISTICS	UNLV	UNT
First Downs	19	21
Rushes-Yards	27-66	45-141
Passing Yards	196	158
Passes (C-A-I)	22-41-1	21-30-0
Total Offense	262	397
Punt returns-Yards	2-1	2-16
Kick Returns-Yards	4-98	2-44
Interceptions-Yards	0-0	1-11
Sacks By-Yards	1-9	5-35
Punts-Average	6-39.3	6-44.2
Fumbles-Lost	2-1	3-1
Penalties-Yards	2-20	6-60
Possession Time	24:44	35:16
Time of Possession	23:26	36:34



INDIVIDUAL STATISTICS

RUSHING—(UNLV) Herring 15-33, Cornett 12-33. (NT) Byrd 20-52, Chancellor 7-47-2, Jimmerson 7-18-1, Harris 2-17, Monroe 2-8, Thompson 6-2, Teegarden 1-(-3).

PASSING—(UNLV) Herring 22-41-1-196-2. (NT) Thompson 21-30-0-256-2.

RECEIVING—(UNLV) Davis 10-96, Sullivan 4-36-1, Cornett 2-22, Williams 2-10, Rice Jr. 1-13-1, Smith 1-9, Mataele 1-8, Barnhill 1-2. (NT) Chancellor 6-74, Smith 5-75-1, Harris 3-34, Terrell 2-17, Miller 2-16, Smith 1-27, Pleasant 1-8, Jimmerson 1-5.

SACKS—(UNLV) Gaston 1.0-9. (NT) Orr 1.5-13, Bellazin 1.5-10, Jones 1.0-10, McCoy 1.0-2.

INTERCEPTIONS—(UNLV) None. (NT) Buyers 1-11

TACKLE LEADERS—(UNLV) Vea 11, Gaston 10, Maka 10, Hasson, Tim 7, Vinal 6, Lotulelei 6, Horsey 6. (NT) Orr 9, Jones 8, Wright 8, Buyers 7, Trice 7.

It's certainly been a long road for UNLV. This time, traveling more than 1,200 miles to the Heart of Dallas Bowl presented by PlainsCapital Bank and a de facto home game for North Texas proved to be too much for a rising Rebel program, which lost 36-14 on Wednesday afternoon at Cotton Bowl Stadium.

North Texas (9-4), located just 44 miles north of Dallas on Interstate 35E, opened up a game that was tied 7-7 at intermission with physical play on both sides of the ball. The Mean Green scored 22 fourth-quarter points to hand UNLV (7-6) its first bowl loss in four appearances.

UNLV had been up the challenge on the road three times this year, winning as many road contests in 2013 as it had in the previous eight seasons combined. That helped a 2-11 team become one that won seven games, making one of the nation's biggest turnarounds.

Things looked good early on for the Rebels (7-6). Absent from a bowl game for 13 years, UNLV put points on the board on its opening possession.

Pinned deep after a North Texas punt, the Rebels took the ball 95 yards, slicing through the Mean Green defense on just eight plays. Senior quarterback **Caleb Herring** was a perfect 5-for-5 for 59 yards on the drive and found **Marcus Sullivan** in the end zone for the score. After forcing a quick 3-and-out, UNLV's **Keith Whitely** muffed the ensuing punt, giving the Mean Green possession on the Rebels' 42-yard line. It was a momentum changer, as eight plays later **Antoine Jimmerson** scored

on a 1-yard touchdown run to tie the score, 7-7, with 1:47 remaining in the first quarter.

UNLV never got back on track offensively, and didn't score again until **Jerry Rice, Jr.**, hauled in a Herring pass with 4:56 left in the game that cut North Texas' lead to 28-14.

The Rebels averaged better than 30 points per game on the year and hadn't been held under 24 points in any of its past five contests.

For the game, North Texas outgained UNLV 397-262. **Tim Cornett**, the Rebels' all-time leading rusher, was bottled up (33 yards on 12 carries) all afternoon.

UNT also converted 10 of 17 third-down opportunities, including 9 of 11 chances in the second half. That kept the UNLV defense on the field for more than 35 minutes.

Houston native **Devante Davis**, one of the nation's leading pass catchers, registered 10 catches for 96 yards in his return to the Lone Star State.



Devante Davis' 10 receptions against UNT were the most by a Rebel in a bowl game.



TEAM RECORDS

RUSHING

Most Attempts: 47 vs. Arkansas, 2000 Las Vegas
Fewest Attempts: 27 vs. North Texas, 2014 Heart of Dallas

Most Net Yards: 301 vs. Central Michigan, 1994 Las Vegas
Fewest Net Yards: 66 vs. North Texas, 2014 Heart of Dallas

Highest Average: 7.2 vs. Central Michigan, 1994 Las Vegas
Lowest Average: 2.4 vs. North Texas, 2014 Heart of Dallas

Most Rushing Touchdowns: 3 vs. Central Michigan, 1994 Las Vegas
Fewest Rushing Touchdowns: 0 vs. North Texas, 2014 Heart of Dallas

PASSING

Most Attempts: 41 vs. North Texas, 2013 Heart of Dallas
Fewest Attempts: 17 vs. Arkansas, 2000 Las Vegas

Most Completions: 22 vs. North Texas, 2014 Heart of Dallas
Fewest Completions: 12 vs. Arkansas, 2000 Las Vegas

Most Yards: 288 vs. Central Michigan, 1994 Las Vegas
Fewest Yards: 196 vs. North Texas, 2014 Heart of Dallas

Highest Completion Percentage: .706 vs. Arkansas, 2000 Las Vegas
Lowest Completion Percentage: .536 vs. North Texas, 2013 Heart of Dallas

Most Passing Touchdowns: 3 vs. Arkansas, 2000 Las Vegas
 3 vs. Central Michigan, 1994 Las Vegas
Fewest Passing Touchdowns: 2 vs. Toledo, 1984 California
 2 vs. North Texas, 2014 Heart of Dallas

Most Passes Intercepted: 1 vs. Toledo, 1984 California
 1 vs. North Texas, 2014 Heart of Dallas
Fewest Passes Intercepted: 0 vs. Arkansas, 2000 Las Vegas
 0 vs. Central Michigan, 1994 Las Vegas

TOTAL OFFENSE

Most Plays: 69 vs. Central Michigan, 1994 Las Vegas
Fewest Plays: 56 vs. Toledo, 1984 California

Most Yards: 589 vs. Central Michigan, 1994 Las Vegas
Fewest Yards: 262 vs. North Texas, 2014 Heart of Dallas

Highest Average Per Play: 8.5 vs. Central Michigan, 1994 Las Vegas
Lowest Average Per Play: 3.9 vs. North Texas, 2013 Heart of Dallas

SCORING

Most Points Scored
Quarter: 17 vs. Central Michigan, 1994 Las Vegas (2nd)
 17 vs. Toledo, 1984 California (3rd)
(1st): 14 vs. Central Michigan, 1994 Las Vegas
(2nd): 17 vs. Central Michigan, 1994 Las Vegas
(3rd): 17 vs. Toledo, 1984 California
(4th): 10 vs. Arkansas, 2000 Las Vegas
Half: 31 vs. Central Michigan, 1994 Las Vegas (1st)
(1st): 31 vs. Central Michigan, 1994 Las Vegas
(2nd): 21 vs. Central Michigan, 1994 Las Vegas
Game: 52 vs. Central Michigan, 1994 Las Vegas


Fewest Points Scored
Half: 7 vs. North Texas, 2014 Heart of Dallas (1st & 2nd)
Game: 14 vs. North Texas, 2014 Heart of Dallas

ALL-TIME RECORD: 3-1

1984 California Bowl, Fresno, Calif.: UNLV 30, Toledo 13
 1994 Las Vegas Bowl, Las Vegas: UNLV 52, Central Michigan 24
 2000 Las Vegas Bowl, Las Vegas: UNLV 31, Arkansas 14
 2014 Heart of Dallas Bowl, Dallas, Texas: North Texas 38, UNLV 14

ATTENDANCE: 38,380, vs. North Texas, 2014 Heart of Dallas Bowl

Most Touchdowns: 7 vs. Central Michigan, 1994 Las Vegas
Fewest Touchdowns: 2 vs. North Texas, 2014 Heart of Dallas



DeJohn Branch

Most Field Goals: 1, three times

DEFENSIVE RECORDS

Most Yards Allowed: 397 vs. North Texas, 2013 Heart of Dallas
Fewest Yards Allowed: 298 vs. Arkansas, 2000 Las Vegas

Highest Average Yards Per Play: 5.3 vs. North Texas, 2014 Heart of Dallas
Lowest Average Yards Per Play: 4.0 vs. Toledo, 1984 California

Most Rushing Yards Allowed: 203 vs. Toledo, 1984 California

Fewest Rushing Yards Allowed: 115 vs. Arkansas, 2000 Las Vegas

Highest Average Yards Per Rush: 3.8 vs. Toledo, 1984 California
Lowest Average Yards Per Rush: 3.0 vs. Central Michigan, 1994 Las Vegas

Most Passing Yards Allowed: 256 vs. North Texas, 2014 Heart of Dallas
Fewest Passing Yards Allowed: 137 vs. Toledo, 1984 California

Most Interceptions: 2 vs. Central Michigan, 1994 Las Vegas
 2 vs. Arkansas, 2000 Las Vegas
Fewest Interceptions: 0 vs. Toledo, 1984 California
 0 vs. North Texas, 2014 Heart of Dallas

Most Sacks By: 7 vs. Central Michigan, 1994 Las Vegas



Nate Turner

INDIVIDUAL RECORDS

RUSHING

Most Attempts: 15, Caleb Herring vs. North Texas, 2014 Heart of Dallas
Most Rushing Yards: 125, DeJohn Branch vs. Central Michigan, 1994 Las Vegas

Highest Average Yards Per Rush (Min. 10 Att.):
 9.6, DeJohn Branch vs. Central Michigan, 1994 Las Vegas

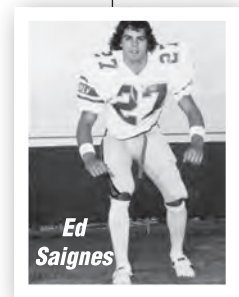
Most Rushing Touchdowns: 3, Henry Bailey vs. Central Michigan, 1994 Las Vegas
Longest Rushing Play: 56, DeJohn Branch vs. Central Michigan, 1994 Las Vegas

PASSING

Most Attempts: 41, Caleb Herring vs. North Texas, 2014 Heart of Dallas
Most Completions: 22, Caleb Herring vs. North Texas, 2014 Heart of Dallas
Most Yards: 270, Randall Cunningham vs. Toledo, 1984 California

Highest Completion Percentage: .706, Jason Thomas vs. Arkansas, 2000 Las Vegas

Most Passing Touchdowns: 3, Jason Thomas vs. Arkansas, 2000 Las Vegas
Most Passes Intercepted: 1, Randall Cunningham vs. Toledo, 1984 California
Longest Pass Play: 57, Randall Cunningham to Michael McDade vs. Toledo, 1984 California



Ed Saignes

RECEIVING

Most Receptions: 10, Devante Davis vs. North Texas, 2014 Heart of Dallas
Most Receiving Yards: 126, Nate Turner vs. Arkansas, 2000 Las Vegas
Highest Average Yards Per Reception (Min. 5 Rec.): 20.2, Henry Bailey vs. Central Michigan, 1994 Las Vegas
Most Receiving Touchdowns: 2, Nate Turner vs. Arkansas, 2000 Las Vegas

TOTAL OFFENSE

Most Plays: 37, Caleb Herring vs. North Texas, 2013 Heart of Dallas
Most Yards: 289, Randall Cunningham vs. Toledo, 1984 California
Highest Average Per Play: 9.2, Jason Thomas vs. Arkansas, 2000 Las Vegas

SCORING

Most Points: 24, Henry Bailey vs. Central Michigan, 1994 Las Vegas
Most Touchdowns: 4, Henry Bailey vs. Central Michigan, 1994 Las Vegas
Most Two-Point Conversions: None
Longest Scoring Rushing Play: 49, Henry Bailey vs. Central Michigan, 1994 Las Vegas
Longest Scoring Pass Play: 54, Jason Thomas to Troy Mason vs. Arkansas, 2000 Las Vegas

KICKING

Most Field Goals: 1, three times
Longest Field Goal: 38, Nick Garritano vs. Central Michigan, 1994 Las Vegas
Most PAT: 7, Nick Garritano vs. Central Michigan, 1994 Las Vegas
Most Points: 10, Nick Garritano vs. Central Michigan, 1994 Las Vegas

PUNTING

Most Punts: 6, Logan Yunker vs. North Texas, 2014 Heart of Dallas
Highest Punting Average: 45.0, Brad Faunce vs. Central Michigan, 1994 Las Vegas
Longest Punt: 56, Logan Yunker vs. North Texas, 2014 Heart of Dallas

RETURNS

Most Punt Returns: 5, Troy Mason vs. Arkansas, 2000 Las Vegas
Most Punt Return Yards: 51, Troy Mason vs. Arkansas, 2000 Las Vegas
Highest Punt Return Average: 11.3, Randy Gatewood vs. Central Michigan, 1994 Las Vegas
Longest Punt Return: 27, Randy Gatewood vs. Central Michigan, 1994 Las Vegas

Most Kickoff Returns: 3, Marcus Sullivan vs. UNT, 2014 Heart of Dallas
 3, Kofi Banks vs. Central Michigan, 1994 Las Vegas
Most Kickoff Return Yards: 77, Marcus Sullivan vs. North Texas, 2013 Heart of Dallas
Highest Kickoff Return Average: 22.0, Ickey Woods vs. Toledo, 1984 California
Longest Kickoff Return: 39, Ickey Woods vs. Toledo, 1984 California

DEFENSIVE RECORDS

Tackles: 11, Peni Vea vs. North Texas, 2014 Heart of Dallas
 11, Jason Davis vs. Central Michigan, 1994 Las Vegas
 11, Willie Davis vs. Toledo, 1984 California


Fumbles Forced: 1, Tajh Hasson vs. North Texas, 2014 Heart of Dallas
 1, Tau Lotulelei vs. North Texas, 2014 Heart of Dallas
 1, Mark Byers vs. Central Michigan, 1994 Las Vegas

Fumbles Recovered: 2, Keith Washington vs. Central Michigan, 1994 Las Vegas
Longest Fumble Return: 15, Keith Washington vs. Central Michigan, 1994 Las Vegas

Interceptions: 1, Marvin Robinson vs. Central Michigan, 1994 Las Vegas
 1, Rossie Johnson vs. Central Michigan, 1994 Las Vegas
Interception Yards: 12, Rossie Johnson vs. Central Michigan, 1994 Las Vegas

Longest Interception Return: 12, Rossie Johnson vs. Central Michigan, 1994 Las Vegas

Pass Breakups: 3, Kevin Thomas vs. Arkansas, 2000 Las Vegas
 3, Ed Saignes vs. Toledo, 1984 California



OPPONENT RECORDS



TEAM

RUSHING
Most Rushing Attempts
 Game: 78, Air Force (2014);
 Air Force (2017)
 Season: 677 (2014)
Fewest Attempts Rushing
 Game: 14, Houston (1990)
 Season: 430 (1991)
Most Net Yards
 Game: 586, Iowa State (1995)
 Season: 3820 (2014)
Fewest Net Yards
 Game: 8, Long Beach State (1986)
 Season: 1447 (1973)
Most Touchdowns
 Game: 8, Northern Illinois (1995)
 Season: 48 (1995)




PASSING

Most Attempts
 Game: 68, BYU (2004)
 Season: 446 (1984)
Fewest Attempts
 Game: 0, New Mexico (2017)
 Season: 188 (1971)
Most Completions
 Game: 41, UNR (1995)
 Season: 238 (2015)
Fewest Completions
 Game: 0, New Mexico (2017)
 Season: 72 (1971)
Highest Completion Pct.
 Season: .669 (2006)
Most Passing Yards
 Game: 558, UNR (1993)
 Season: 3288 (1996)
Fewest Passing Yards
 Game: 0, New Mexico (2017)
 Season: 1168 (1971)
Most Touchdown Passes
 Game: 7, UNR (1995)
 Season: 30 (1996)



TOTAL OFFENSE

Most Total Offensive Plays
 Game: 102, San Jose State (1992)
 Season: 990 (2013)
Most Total Offensive Yards
 Game: 794, UNR (1993)
 Season: 6675 (2014)
Fewest Total Offensive Yards
 Game: 114, Arkansas (2001)
 Season: 2733 (1973)



FIRST DOWNS

Most First Downs
 Game: 38, UNR (1995)
 Season: 325 (1996)
Most First Downs Rushing
 Game: 25, Air Force (1999);
 Air Force (2017)
 Season: 157 (2014)
Most First Downs Passing
 Game: 31, UNR (1995)
 Season: 149 (1996)
Fewest First Downs
 Game: 5, Arkansas (2001)
 Season: 156 (1971)



SCORING

Most Points Scored
 Game: 69, Houston (1989)
 Season: 551 (1996)
Fewest Points Scored
 Game: 0, Utah (2007)
 0, North Texas (2000)
 0, CS Fullerton (1983)
 0, UTEP (1978)
 0, La.-Monroe (1973)
 0, CS Los Angeles (1972)
 0, Adams State College (1971)
 0, Oregon Tech (1970)
 0, Cal Tech (1968)
 Season: 151 (1973)



Most Touchdowns

Game: 9, Nevada, Reno (2009)
 9, BYU (1996)
 9, Air Force (1996)
 9, Tennessee (1996)
 9, Houston (1989)
 Season: 71 (1996)

TURNOVERS

Most Fumbles
 Game: 10, Oregon State (1990)
 Season: 49 (1979)
 49 (1975)
Most Fumbles Lost
 Game: 6, Oregon State (1990)
 Season: 27 (1979)
Most Interceptions Thrown
 Game: 5, Pacific (1992)
 5, Idaho State (1984)
 5, Utah State (1983)
 5, San Jose State (1981)
 Season: 23 (1987)
 23 (1974)

INDIVIDUAL

RUSHING

Most Rushing Attempts
 44 Chris Lemon, Nevada, Reno (1998)
 44 Jason Cooper, Louisiana Tech (1993)
 43 Nathan DuPree, San Jose State (1992)
Most Rushing Yards
 302 Troy Davis, Iowa State (1995)
 286 Nathan DuPree, San Jose State (1992)
 278 Robert Trice, CS Northridge (1993)
 275 George Jones, San Diego State (1996)
 274 Brian Pruitt, Central Michigan (1994)
Most Rushing Touchdowns
 5 Arion Worthman, Air Force (2017)
 5 Mike Ball, UNR (2009)
 5 Troy Davis, Iowa State (1995)

PASSING

Most Passing Attempts
 67 John Beck, BYU (2004)
 61 Timmy Chang, Hawaii (2003)
 60 Casey Bramlet, Wyoming (2001)
 58 Terry Nugent, Colorado State (1982)
 57 Gym Kimball, Utah State (1984)
Most Passing Completions
 41 Mike Maxwell, UNR (1995)
 37 Timmy Chang, Hawaii (2003)
 35 Ryan Lindley, San Diego State (2008)
 35 Brett Rypien, Boise State (2015)
Most Passing Yards
 552 Mike Maxwell, UNR (1995)
 546 Cody Ledbetter, New Mexico State (1995)
 538 Chris Vargas, UNR (1993)
 477 Greg Alexander, Hawaii (2009)
 469 Brett Rypien, Boise State (2015)
Most Passing Touchdowns
 7 Mike Maxwell, UNR (1995)
 7 Chris Vargas, UNR (1993)
 5 (7 times), last time: Jordan Love,
 Utah State (2018)
Most Interceptions Thrown
 5 Dave Henigan, Pacific (1992)
 5 Vern Harris, Idaho State (1984)

RECEIVING

Most Receptions
 18 Alex Van Dyke, UNR (1995)
 17 Ron Jenkins, Fresno State (1987)
 15 Ryan McGuffey, Wyoming (2001)
 13 Kealoha Pilares, Hawaii (2009)
Most Receiving Yards
 237 Scottie Vines, Wyoming (2002)
 230 Alex Van Dyke, UNR (1995)
 221 Davante Adams, Fresno State (2013)
 213 Kenny Golladay, Northern Illinois (2015)
 212 Mike Senior, UNR (1993)
 211 Rashaun Greer, Colorado State (2008)
Most Receiving Touchdowns
 4 Davante Adams, Fresno State (2013)
 4 Lucious Davis, New Mexico State (1993)

TOTAL OFFENSE

559 Cody Ledbetter, New Mexico State (1995)
 543 Mike Maxwell, UNR (1995)
 537 Chris Vargas, UNR (1993)

SCORING

Most Touchdowns
 5 Jordan Love, Utah State (2018)
 5 Arion Worthman, Air Force (2017)
 5 Mike Ball, UNR (2009)
 5 Troy Davis, Iowa State (1995)
Most Field Goals
 5 Chase Crawford, USC (2018)
 5 Owen Pochman, BYU (1999)

LONGEST PLAYS

Pass
 92 QB Anu Solomon to WR Austin Hill,
 Arizona (2014)
Rush
 93 Solomon White, Tulsa (1994)
Field Goal
 62 Jason Hanson, Washington State (1991)
Kickoff Return
 100 Jason Jarjay, Tulsa (1994)
 100 Reggie Wilson, Utah (1981)
Punt Return
 90 Darnell Clash, Wyoming (1981)
Interception Return
 99 Zac Bryson, Colorado State (2007)
 99 Paul David, Hawaii (1969)
Fumble Return
 100 Scoring: Dan Dawson, Rice (1998)
 63 Non-Scoring: Tim Sensley, La.-Lafayette (1994)

POLL POSITIONS

UNLV has played 52 opponents ranked in at least one of the two major polls at the time of the game and hold a 5-47 record.

AP/COACH	OPPONENT	RESULT	DATE
2/2	at Tennessee	L, 62-3	8-31-96
4/4	TCU	L, 48-6	10-30-10
5/5	BOISE STATE	L, 48-21	11-5-11
5/5	WISCONSIN	L, 20-13	9-8-07
8/6	at TCU	L, 41-0	10-31-09
8/8	at BYU	W, 45-41	10-10-81
9/9	at Nebraska	L, 48-6	10-1-88
9/10	at Utah	L, 63-28	10-23-04
10/10	at Ohio State	L, 54-21	9-23-17
10/10	SMU	L, 38-21	12-1-84
11/8	KANSAS STATE	L, 42-3	11-26-94
11/10	at Wisconsin	L, 51-17	9-1-11
12/12	WISCONSIN	L, 41-21	9-4-10
12/12	TCU	L, 44-14	11-1-08
12/13	BYU	L, 54-14	11-29-80
13/13	UCLA	L, 37-3	9-13-15
14/14	IOWA STATE	L, 48-3	9-18-21
14/14	at Wisconsin	L, 52-7	9-19-98
14/14	at Tennessee	L, 42-17	9-5-04
14/15	at Wisconsin	W, 23-5	9-13-03
15/15	at USC	L, 21-43	9-1-18
15/13	at Arizona State	W, 23-20 (OT)	9-6-08
16/15	BOISE STATE	L, 38-13	10-5-19
16/13	at Colorado State	W, 36-33	11-30-02
16/20	NORTHWESTERN	L, 37-28	9-7-01
18/17	at TCU	L, 56-9	12-3-11
18/17	at BYU	L, 42-35	10-25-08
18/18	at TCU	L, 51-3	11-12-05
18/20	BYU	L, 59-21	10-10-09
19/17	at Fresno State	L, 38-14	10-19-13
19/19	BYU	L, 29-0	10-23-99
19/20	at BYU	L, 63-28	10-12-96
19/21	SAN DIEGO STATE	L, 41-10	10-7-17
20/20	at Utah	L, 38-10	9-11-10
20/20	BYU	L, 35-31	9-29-01
20/23	FRESNO STATE	L, 3-48	11-3-18
21/22	at Wisconsin	L, 18-3	9-11-04
22/21	at Clemson	L, 24-14	9-4-93
22/23	at Utah	L, 42-21	9-6-08
22/25	at Fresno State	L, 38-30	9-24-21
23/23	SAN DIEGO STATE	L, 28-20	11-19-21
23/25	at Arizona State	L, 37-10	9-11-21
24/22	at Boise State	L, 32-7	10-27-12
24/22	HAWAII	L, 49-14	9-15-07
24/NR	UTAH	L, 35-15	10-17-09
24/NR	at Houston	L, 37-9	9-8-90
25/25	NEVADA, RENO	L, 44-26	10-2-10
25/NR	at Hawaii	L, 59-21	12-4-10
NR/19	BYU	L, 27-0	9-2-82
NR/20	CS FULLERTON	W, 26-20	11-10-84
NR/24	OREGON STATE	L, 23-21	9-12-09
NR/25	WISCONSIN	L, 27-7	8-31-02



ACADEMIC HONOREES

UNLV ACADEMIC ALL-CONFERENCE

2022-MW (33)

Austin Ajiake
Harrison Bailey
Kaleo Ballungay
Kyle Beaudry
LeShaun Bell
Charlton Butt
Jalen Dixon
Eliel Ehimare
Naki Fahina
Austin Fiaseu
Rex Goossen
Daniel Gutierrez
Walker Hardan
Ricky Johnson
Ryan Keeler
Chad Magyar
Tavis Malakius
Daviyon McDuffie
Marsel McDuffie
Senika Mckie
Bobby Navarro
Kue Olotoa
Aidan Robbins
Brennon Scott
Kalvin Souders
DJ Stuckey
Davone Walden
Ricky White
Jerrae Williams
Kris Williams
Nick Williams
Jayvaun Wilson
Shelton Zeon

2021-MW (35)

Austin Ajiake
Kaleo Ballungay
Kyle Beaudry
LeShaun Bell
Clayton Bradley
Dominic Brown
Tre Caine
Jalen Dixon
Eliel Ehimare
Naki Fahina
Cameron Friel
Dondi Fuller
Daniel Godfrey
Rex Goossen
Zyell Griffin
Daniel Gutierrez
Phillip Hill
Jeremiah Houston
Bryce Jackson
Ricky Johnson
Aaron Lewis
Chad Magyar
Daviyon McDuffie
Marcus Phillips
Tyson Player
Justin Rogers
Brennon Scott
Evan Silva
Vic Viramontes
Davone Walden
Kylan Wilborn
Charles Williams
Kyle Williams
Jacob Windmon
Shelton Zeon

2020-MW (70)*

Austin Ajiake, LB
Kaleo Ballungay, TE
Kyle Beaudry, LB
LeShaun Bell, LB
Clayton Bradley, OL
Matt Brayton, OL
Spencer Briggs, RB
Dominic Brown, DB
Doug Brumfield, QB
Robert Butler, DB
Charlton Butt, P
Tre Caine, DB
Daniel Caloca, DL
Jeremy Clark, WR
Tyleek Collins, WR

Nathan De Jager, LS
Jalen Dixon, DL
Dylan Downing, RB
Ose Egbase, LB
Eliel Ehimare, DL
Austin Fiaseu, DB
Dondi Fuller, LB
Julio Garcia, OL
Jacob Gasser, WR
Colin Giffen, LB
Max Gilliam, QB
Daniel Godfrey, FB
Rex Goossen, LS
Marckell Grayson, QB
Zyell Griffin, WR, FR
Daniel Gutierrez, PK
Walker Hardan, LS
Jameson Helu, DL
Farrell Hester, LB
Phillip Hill, DB
Devynn Holly, DB
Jeremiah Houston, DB
Bryce Jackson, DB
Alven Johnson, DL
Ricky Johnson, DB
Jemina Leuta-Ulu, OL
Aaron Lewis, DB
Alex Lines, TE
Tavis Malakius, DL
Jackson McCullough, OL
Adam Meyer, TE
Marcus Miller, OL
Tim Mosley, DL
Waisale Muavesi, DL
Nate Neal, DL
Kue Olotoa, LB
Justice Oluwaseun, OL
Valen Penn, LS
Marcus Phillips, WR
Tyson Player, DB
Selh Robinson, DL
Simon Robinson, DB
Brennon Scott, LB, FR
Tiger Shanks, OL
Evan Silva, PK
Kalvin Souders, WR
Josh Tihada, RB
Tavai Tuitasi, DL
Vic Viramontes, LB
Davone Walden, DB
Malik Wesley, WR
Charles Williams, RB
Kyle Williams, WR
Nohl Williams, DB
Tyler Yoder, TE

2019-MW (19)

Austin Ajiake, LB
J.D. Alexander, LB
Kyle Beaudry, LB
Matt Brayton, OL
Tyleek Collins, WR
Jacob Gasser, WR
Daniel Gutierrez, PK
Hayes Hicken, P
Bryce Jackson, DB
Rayshad Jackson, LB
Aaron Lewis, DB
Gabe McCoy, LB/DE
Ashton Morgan, OL
Jamaal Neal, FB
Nate Neal, DE
Justice Oluwaseun, OL
Vic Viramontes, LB
Javin White, LB
Charles Williams, RB

2018-MW (28)

Austin Ajiake, LB
J.D. Alexander, LB
Dalton Baker, DB
Noah Bean, TE
Tyleek Collins, WR
Greg Francis, DB
Brandon Gahagan, WR

Max Gilliam, QB
Nathan Guzman, LS
Farrell Hester, LB
Hayes Hicken, P/PK
Bryce Jackson, DB
Tyree Jackson, RB
Niko Kresovich, LS
Chad Magyar, RB/LB
Gabe McCoy, LB
Jamaal Neal, TE
Nate Neal, DL
Justice Oluwaseun, OL
Evan Owens, RB
Darren Palmer, WR
Evan Pantels, PK
Myles Plummer, DB
Jacob Rominger, LB
Cody Scherff, TE
Javin White, LB
Charles Williams, RB
Darren Woods, WR

2017-MW (26)

Aaron Borg, LB
Devonte Boyd, WR
Christian Clapp, WR
Riley Erickson, P
Greg Francis, DB
Brandon Gahagan, WR
Julio Garcia, OL
Daniel Gutierrez, PK
Farrell Hester II, LB
Tariq Hollandsworth, RB
Mike Hughes Jr., DL
Joseph Lang, LS
Nate Neal, DB
Jameer Outsey, DL
Evan Owens, RB
Kurt Palandech, QB
Darren Palmer, WR/DB
Evan Pantels, P/PK
Ty Jason Roberts, DB
J'Ondray Sanders, OL
Kyle Saxelid, OL
Cody Scherff, TE
Chauncey Scissum, DB
Drew Tejchman, WR
Charles Williams, WR
Darren Woods, WR

2016-MW (11)

Aaron Borg, LB
Nicolai Bomand, PK
Christian Clapp, WR
Julio Garcia, OL
Will Kreitter, OL
Joe Lang, LS
Kurt Palandech, QB
Marc Phillip, FB
Andrew Price, TE
Kyle Saxelid, OL
Darren Woods, WR

2015-MW (9)

Nicolai Bomand, PK
Blake Decker, QB
Mike Hughes Jr., DL
Will Kreitter, OL
Kurt Palandech, QB
Andrew Price, TE
J'Ondray Sanders, OL
Kyle Saxelid, OL
Anthony Williams, WR

2014-MW (15)

Taylor Barnhill, TE
Brett Boyko, OL
Andrew Casey, TE
Blake Decker, QB
Trent Langham, LB
Maika Mataele, WR
Andrew Oberg, OL
Marc Phillip, LB
Andrew Price, TE
Trent Riley, WR
Kyle Saxelid, OL

Jordan Sparkman, DL
Siuea Vaesau, DL
Robert Waterman, OL
Anthony Williams, WR

2013-MW (18)

Taylor Barnhill, TE
Tyler Bergsten, TE
Brett Boyko, OL
Aaron Criswell, WR
Max Ehlert, LB
Tyler Gaston, DL
Tim Hasson, LB
Maika Mataele, WR
Andrew Oberg, OL
Marc Phillip, LB
Andrew Price, TE
Jerry Rice Jr., WR
Cody Scherff, TE
Jordan Sparkman, DL
Siuea Vaesau, DL
Matt Vinal, DB
Robert Waterman, OL
Anthony Williams, WR

2012-MW (18)

Trent Allmang-Wilder, DL
Taylor Barnhill, TE
Tyler Bergsten, TE
Brett Boyko, OL
Kenneth Brown, DB
Perry Cooper, LB
Max Ehlert, LB
Tyler Gaston, DL
Tim Hasson, LB
Max Johnson, TE
Maika Mataele, WR
Andrew Oberg, OL
Aaron Reed, TE
Brian Roth, OL
Nick Sherry, QB
Jordan Sparkman, DL
Robert Waterman, OL
Anthony Williams, WR

2011-MW (13)

Trent Allmang-Wilder, DL
Taylor Barnhill, OL
Brett Boyko, OL
Kenneth Brown, DB
Perry Cooper, LB
Devante Davis, WR
Tyler Gaston, DL
Daniel Harper, DB
Tim Hasson, LB
Chase Lansford, P
Sean Reilly, QB
Anthony Vidal, TE
Robert Waterman, OL

2010-MW (12)

David Blair, LB
Ian Bobak, DL
Tyler Gaston, DL
Tim Hasson, LB
Tate Knutson, WR
Brendon Lamers, P
Matt Murphy, OL
Kjelby Oiland, DL
Beau Orth, LB
Aaron Reed, WR
Travis Trickey, LB
Anthony Vidal, TE

2009-MW (17)

Rodelin Anthony, WR
Mark Barefield, WR
David Blair, LB
Omar Clayton, QB
Mike Donato, OL
John Gianninoto, OL
Kamu Kapanui, LS
Tate Knutson, WR
Andrew Mack, OL
Marquel Martin, DB
Matt Murphy, OL
Beau Orth, LB
Ryan Tillman, DB

Travis Trickey, LB
Shane Watterson, OL
Ryan Wolfe, WR
Doug Zismann, OL

2008-MW (20)

Rodelin Anthony, WR
Omar Clayton, QB
C.J. Cox, RB
Mike Donato, OL
Casey Flair, WR
Jacob Hales, DL
Ben Jaekle, PK
Mario Jeberaeel, OL
Kamu Kapanui, LS
Terrance Lee, DB
Evan Marchal, OL
Matt Murphy, OL
Beau Orth, LB
Phillip Payne, WR
Deante Purvis, DB
Martin Tevaseu, DL
Ryan Tillman, DB
Ryan Wolfe, WR
Rusty Worthen, LB
Ryan Worthen, RB

2007-MW (16)

Rodelin Anthony, WR
Omar Clayton, QB
Casey Flair, WR
John Gianninoto, OL
Jacob Hales, DL
Shane Horton, DB
Mario Jeberaeel, OL
Tate Knutson, WR
Evan Marchal, OL
Marquel Martin, DB
Mike McKiski, OL
Sifa Moala, OL
Matt Murphy, OL
Richie Plunkett, OL
Ryan Wolfe, WR
Ryan Worthen

2006-MW (14)

Rodelin Anthony, WR
KC Asiodu, LB
Chris Butler, TE
Tony Cade, DB
Casey Flair, WR
Jacob Hales, DL
Mario Jeberaeel, OL
Maquel Martin, DB
Mike McKiski, OL
Aaron Mueller, C
Aaron Straiten, WR
Ryan Tillman, DB
Ryan Wolfe, WR
Ryan Worthen, FB

2005-MW (7)

Casey Flair, WR
Jacob Hales, DE
Ryan Heise, DL
Jarrod Jackson, QB
Kamu Kapanui, FB
Mike McKiski, OL
Ryan Worthen, FB

2004-MW (8)

Reggie Butler, LB
Tyler Crandal, OL
Michael Freund, TE
Tim Goins, OL
Mike McKiski, OL
Kurt Nantkes, QB
Hubi Schulze Zumkley, PK
Ryan Welter, LB

2003-MW (10)

Reggie Butler, LB
Ryan Claridge, LB
Tyler Crandal, OL
Larry Croom, RB
Chris Eagen, DE
Michael Freund, TE

Kurt Nantkes, QB
David Olsen, DB
Derek Olsen, DB
Dillon Pieffer, PK

2002-MW (9)

Bill Cofer, LB
Larry Croom, RB
Michael Freund, TE
Joe Haro, RB
Kurt Nantkes, QB
David Olsen, DB
Derek Olsen, LB
Toby Smeltzer, WR
Chameion Sutton, DB

2001-MW (7)

Joe Haro, RB
Kurt Nantkes, QB
Derek Olsen, DB
Dillon Pieffer, PK
Hubi Schulze Zumkley, PK
Toby Smeltzer, WR
Trevan Sorensen, DE

2000-MW (9)

Bill Cofer, LB
John Greer, OL
Ryan Hanson, QB
Joe Haro, DB
Joel Menendez, OL
Dillon Pieffer, PK
Nate Rydalch, WR
Toby Smeltzer, DB
Trevan Sorensen, TE

1999-MW (11)

Bill Cofer, LB
BJ Edwards, FB
Kris Fisher, TE
John Greer, OL
Joe Haro, RB
Blake Livingood, OL
Tim O'Reilly, PK
Jason Palmucci, LB
Danny Pacheco, OL
Nate Rydalch, WR
Toby Smeltzer, DB

1998-WAC (5)

Kawika Batoon, DB
Brandon Ellena, OL
John Greer, OL
Blake Livingood, OL
Tim O'Reilly, PK

1997-WAC (8)

Kawika Batoon, DB
Rob Bone, QB
Brandon Ellena, OL
John Greer, OL
Tim O'Reilly, PK
Mac Smith, OL
Chad Reed, QB
Mike Reily, OL

1996-WAC (3)

Rob Bone, QB
Mike Reily, OL
Mac Smith, OL

1995-BIG WEST (3)

Rob Bone, QB
Mike Reily, OL
David White, TE

1994-BIG WEST (4)

Brad Faunce, P
Darin Lovat, OL
Howard McGowan, OL
David White, TE

1993-BIG WEST (4)

Brad Faunce, P
Howard McGowan, OL
Jonathan Perez, RB
David White, QB

ALL-TIME LETTERMEN



A



ANTHONY

AAITUI, Isaako (DL)	99	2007-08-09-10
ABDUL MALIK, Saeed (DL)	97	1999
ACKERLEY, John (HB)		1968-69
ACOSTA, Sid (OL)	70	2018-19
AFALAVA, Soli (DB)	15	2016-17-18-19
AGUAYO, Sergio (PK)	18/10	2004-05-06-07
AGUERO, Mario (QB)	11	1969
AJIAKE, Austin (RB-LB)	27	2018-19-20-21-22
ALBERT, Daego (DB)	40	2022
ALBERTS, Steve (DL)	94	1987
ALEXANDER, JD (LB)	40	2018-19
ALLEN, Austin (LB)	47	1999
ALLEN, Harvey (DB)	44	1982-83-84-85
ALLMANG-WILDER, Trent (DL)	47	2011-12
ALONZO, George (WR)	81	1984
ALDRIDGE, Waymon (WR)	86	1981-82
ALOVAO, Faalo (DL)	68	1998
AMREIN, Todd (PK)	18	1989-90
ANDERSON, Corey (WR)	7	2005-06
ANDERSON, Eric (TE)	98/85	1977-78
ANDERSON, Steve (DT)	92	1992-93
ANDREWS, Dominic (DE)	98	1995
ANDREWS, Jimmie (DB)	24	1973-74
ANDREWS, John (LB)	52	2003-04
ANDREWS, Vann (TE)	88	1979
ANSOLABEHERE, Benji (OL)		1970-71
ANTHONY, Charles (DB)	34/4	1987-88-89-90
ANTHONY, Rodelin (WR)	84	2006-07-08-09
ANTON, Mike (WR)		1972
ARANA, Dan (QB)		1971-72
ARCENEAUX, Rene (Manager)		1968
ARMSTRONG, Auntwan (DB)	22	1990-91-92-93
ASIATA, Johan (OL)	78	2007-08
ASIODU, K.C. (DB)	30	2005-06-07
ASNARAN, Chris (DL)	95	2004
AUSTIN, Trey (DB)	13	2018
AUSTIN, Wesley (WR)	46	1975-76
AUSTRIE, Evan (DB)	17	2016-17-18-19
AZIZ, Anmir (DL)	90	2015-18

B



BRISCO

BABINEAUX, Brandon (WR)	83	2010
BAILEY, Harrison (QB)	5	2022
BAILEY, Henry (RB)	83/33	1991-92-93-94
BAINBRIDGE, Brent (OL)	75	1978
BAIR, Brandon (OL)	69	1999-2000-01
BAIRD, Kevin (TE)	82	2002-03-04
BAKER, Brandon (DB)	25	2013-14
BAKER, Carlos (WR)	82	1995-96-97-98
BAKER, Dalton (DB)	33	2015-16-17-18
BALDWIN, Dominic (DL)	84/97	2013-14-15-16
BALDWIN, Johnathan (DB)	21	2021-22

BALLARD, Patrick (WR)	85	2019-21
BALLUNGAY, Kaleo (TE)	19	2021-22
BANKS, Kofi (WR)	82	1993-94
BANKS, Ron (SS-LB)	39/18	1987-88
BAREFIELD, Mark (WR)	80	2009-11
BARNES, Deon (WR)	85	2001-02
BARNES, Derrick (WR)	81	2002
BARNES, Jeff (LB)	54	1987
BARNETT, Dean (TE)	93/84	1978-79
BARNHILL, Taylor (QB-TE-H)	16	2011-12-13-14
BARRELLS, Leif (LB)	26	1989
BARRERA, Bob (DE-OL)	99/70	1980-81
BARRETT, Jordan (TE)	41	2009
BARRETT, Thomas (DB)	26	1982
BARSUHN, Dana (PK)	80/13	1997-98
BASS, Kevin (LB)	52	1994-95
BATES, Lee (OL)		1968
BATOON, Kawika (DB)	20	1997-98
BATTON, Bobby (RB)	20	1978-79
BAUCHAM, Bennie (DB)	32	1977
BAXTER, Michael (OL)	77	1981
BAYER, James (LB)	46	1982
BEALER, Mark (DL-LB)	95/57	1995-96-97-98
BEALL, Dave (DE-LB)	80	1974-75-76-78
BEAN, Noah (TE)	46, 11	2018-19-20
BEAUCHAMP, Jason (DE-LB)	33	2006-07-08-09
BEAUDRY, Kyle (LB)	44	2019-20-21-22
BEAVERS, Darrell (DB)	23	1975-76
BEAVERS, Jerry (DB)	14	1968-69
BEAVERS, Marlon (DB)	29	1973-74-75-76
BECKER, Jacob (OL)	79	2016
BEDARD, Jordan (PK)	18	1995-96
BEDICH, George (WR)		1970
BEHRENDSEN, Rich (OT)	72	1974-75-76-77
BELL, Beau (LB)	47/2	2004-05-06-07
BELL, B.J. (DL)	92	2010-11
BELL, LeShaun (LB-DE)	9	2020-21-22
BELL, Mike (WR)	31	1994
BELL, Ronnie (DB)	45	1972-73-74
BELL, Zach (DB-LB)	46	2001-02-03-04
BELLAMY, Nobie (WR)	82	1989
BERGSTEN, Tyler (TE)	89	2012-13
BETHKE, Brian (QB)	7	1976
BEVERLY, Keith (RB)	33	1974
BIAS, Shawn (OL)	54	1983-84
BIGGS, David (DB)	31	2008
BIGGS, Ron (OL)		1986
BIRITZ, Joe (OL)	63/59	1990-91
BITTEL, David (DE)		1968-69
BITTNER, Norm (LB)	41	1977-79
BLACK, Derek (RB)	3	1990-91
BLACK, Randy (DB)	22	1997-98-99-2000
BLACK, Tim (DL)	59	1996-97
BLAIR, David (LB)	58	2009
BLAKEFIELD, Jerry (OL)	70	1985-86
BLOOMER, Chanti (DB)	36/6	2004-05
BLUE, Anthony (DB)	14/1	1983-84-85-86
BLUNT, Sean (DB)	31	1984-85-86-87
BOBAK, Ian (DL)	97	2010-11
BORG, Aaron (LB)	49	2016-17
BONE, Rob (QB)	16	1995-96-97
BOOKER, Bill (DL)		1970
BOONE, Royce (RB)	29	2002
BORNAND, Nicolai (K/LB)	40	2013-14-15-16
BOSSERT, Courtney (OL)	55	1974-76
BOULDIN, Kent (TE)		1972
BOWDEN, Ty (DB)	28/27	1992-93

BOWEN, Eugene (QB)	9	1985-86
BOWLES, Ken (WR)	1	1976
BOWSER, Chris (OL)	77	2004-05-06
BOYCE, Salah (DB)	31	2016
BOYD, Devonte (WR)	80/83	2014-15-16-17
BOYKIN, Patrick (DL)	71	1984-85-86
BOYKO, Brett (OL)	69	2011-12-13-14
BRADFORD, Dionza (RB)	33	2011
BRADLEY, Adrian (LB)	52	2006-07
BRADLEY, Clayton (OL)	76	2020-21
BRADLEY, Ed (LB-C)	97/50/51	1975-78-79
BRADDOCK, George (LB)		1972
BRANCH, DeJohn (RB)	20	1993-94-95
BRANCH, Jim (DL)		1971
BRANDON, Sam (WR-SS)	42	1998-2000-01
BRANER, Bob (OL)	59	1973-74
BRASILE, Sonny (QB)		1972
BRASSINGTON, Garrett (DL)	93	2001-02
BRAY, Craig (WR)	40	1973-74
BRAYTON, Matt (OL)	72	2018-19-20
BRENCE, Beau (DE-FB)	48	2009-10-11-12
BREWSTER, Randy (TE)	87	1992-93-94
BRICKELL, Tyler (LB)	48	1997-98-99-2000
BRIDGES, Chris "Bo" (TE)	83	1984-85-86-87
BRIGHTON, Jason (DB)	90	1999-2000-01-02
BRIGHTMON, Darin (RB)	32	1986-87-88-89
BRILEY, Jali (DL)	90	2019
BRIMMER, Jamaal (DB)	27	2001-02-03-04
BRISCO, Amar (WR-DB)	6/5	1995-97-98-99-2000
BROCK, Mike (DB)		1972-73
BROCKMAN, Sonny (DB)		1973
BROGDON, Chris (RB)	27	2006-07-08-09
BROOKS, Alonzo (DL)	85	1979
BROOKS, Mike (LB)		1968
BROOKS, Preston (DE)	91	2008-09-10
BROWN, Anthony (DB)	42/36	1995-96-97-98
BROWN, Byron (RB)	24	1982-84
BROWN, Connie (FS)	13	2002
BROWN, Corbin (DB)	31	2011
BROWN, David (WR)	13	1983-84
BROWN, DeWayne (OL)	79	1982-83
BROWN, Dominic (DB)	2/11	2020-21
BROWN, Eric (OL)	68	2019
BROWN, Greg (WR)		1970-71
BROWN, Jared (QB)	7	1994-95
BROWN, Jeff (DB)	29	2005
BRWON, Justin (WR)	86	2015
BROWN, Kevin (RB)	4	2000
BROWN, Michael (WR-CB)	25	1990-91-92
BROWN, Prince (DL)	90	2006
BROWN, Randy (OL)	60	1976
BROWN, Kenny (CB)	20	2010-11-12
BROWN, Tanner (P-PK)	38	2020
BRUMFIELD, Doug (QB)	17	2020-22
BRUNETTE, Andre (CB)	41	1994-95-96
BRYAN, Kyle (OL)	51	1981-82-83-84
BRYAN, Marcus (OL)	75	2004-05-06
BRYANT, Andy (OL)		1988
BRYANT, Cobe (OL)	57	2022
BUDAK, Dan (DB)	3	1977-78
BURNETT, Deon (RB)	20	2002-03
BURNSIDE, Bryan (LB)	24	1987
BURRIS, Sam (WR)	8	1980
BURRUS, Tosh (LB)	18	1999-2000-01
BURSEY, Lorenzo (WR/DB)	89/21	2007-08
BURTON, Tony (RB)	27	1995-96
BUTLER, Chris (TE)	87	2006-07

BUTLER, MacArthur (LB)	90	1982
BUTLER, Mark (DL)	56	1982
BUTLER, Reggie (LB)	32	2003-04
BUTT, Charlton (P-H)	46	2020-22
BUZICK, Steve (RB)	40	1968-69
BYERS, Mark (LB)	48	1993-94
BYWATERS, Tom (DB)	43	1974-75

C



CHEATANY

CADE, Tony (DB)	23	2006-07
CAGANAN, Dorian (DL)	99	1981-82
CAHILL, Mark (QB)		1976
CAIN, Charles (OL)	78/61	1980-81-82
CAINE, Tre (DB)	29	2020-21
CALANCHE, Ernie (OL)	60	2000-01
CALDWELL, Jaron (OL)	75	2016-17-18-19
CALDWELL, Jeff (RB)	27	1975
CALLAHAN, Roy (RB)	30	1974
CALVIN, Victor (DL-LB-TE)		1968
CAMPBELL, Brian (LB)	41	1983-84
CAMPBELL, DeShannon (DT)	93	1993-94
CAMPBELL, Xzaviar (RB)	35	2015-16-17-18
CANTERBERRY, Dietrich (DL)	91	2000-01-02-03
CARANO, Glenn (QB)	12	1974-75-76
CALDWELL, Jarron (OL)	75	2020
CARDWELL, Derek (RB)		1973
CARHEE, Artis (RB)	3/2	1979-80
CARILLO, Paul (DT)	90	1994-95
CARMONA, George (LB)	46	2016
CARROLL, Patrick (OL)	65	2014-15
CARTER, Bernie (DL)		1968
CARTER, Blanchard (OL)	71	1974-75-76
CARTER, Ira (DE)	91	1977
CARTER, Nate (LB)	55/36	2008-09-10-11
CARTER, Tyrone (DB)	47/9	1987-88
CARVER, Mel (RB)	24	1980-81
CASEY, Andrew (TE)	86	2013-14
CASEY, Bill (QB)	15	1968
CASON, Pat (DB)	17/44	1976-77-78-79
CASTRO, Brian (OL)	77	1994-95
CASTRO, Terry (DL)	98	1987
CATALANO, Dan (LB)	35	2005
CATCHINGS, Bryan (OL)	63	2019
CAVARRETTA, Mike (LB)	54	1978
CHAPMAN, Dan (OL)		1982
CHANDLER, Will (DB)	2	2008-09-10-11
CHARLES, Derick (WR)		1995-96
CHEATANY, Ray (P-PK)	39	1999-2000
CHESS, Bob (OL)	61	1973-74-75
CHESS, Rocky (DB)	13	1981
CHEVALIER, Michael (OL)	77	2016-17
CHILDERS, Charles (DB)	19	2010-11
CHOMKO, Bryan (DB)		1990
CHRISTIAN, Aaron (DL)	79	1987-88-89-90
CHRISTIE, Walter (DE)		1968-69
CHUDD, Mike (PK)	18	1992-93
CIMORELLI, Gene (DB-RB)	29	1986-87-88
CLANCEY, Mike (DB)	31	2002-03
CLAPP, Christian (WR)	82/85	2015-16-17
CLARIDGE, Ryan (LB)	49	2000-01-03-04
CLARK, Efreem (DL)	96	2013-15

CLARK, Jeremy (WR)	18	2019-20
CLARKE, Dave (LB)	53/39	1988-89-90
CLARKSON, Tom (OL)	71	2015
CLAUSEN, Mike (QB)	6	2008-09-10-11
CLAYTON, Omar (QB)	15/2	2007-08-09-10
CLEVELAND, Wayne (DL)		1971-72
CLIFFORD, Ryan (TE)	94	2001-02-03
CLOUGH, Keith (LB)	49	1990-92-93-94
COBB, Brian (RB)	31	1976-77
COBB, Robert (WR)	87	1978-79-80
COFER, Bill (LB-DE)	59	1999-2000-01-02
COFFMAN, Bobby (DB)	9	1995-96
COLEMAN, Cedric (DB)	34	2010
COLEMAN, Keith (LB)	43	1988-89
COLEMAN, Kwame (WR)	21	1994-95
COLLINS JR, Andre (WR)	81	2017-18-19
COLLINS, Damon (DB)	26	2013
COLLINS, Eric (DL)	92/99	1987-88
COLLINS, Michael (OT-C)	79	1991-92-93-94
COLLINS, Tyleek (WR)	9	2018-19-20-21
CONCANNON, Jack (OL)	50/55	1975-76-78-79
CONEDY, Cliff (OL)		1973-74
CONTRERAS, Mike (OL)	98/65	1985-86-87
CONWAY, Justin (DL)	73/93	1997-98
COOK, Gary (P)	16	2001-02-03-04
COOK, Jim (PK)	17	1984-86-87-88
COOKS, Todd (LB)	37	1985-86-87
COOLEY, Oliver (LB)	94	1983-84-85
COOPER, Charles (RB)	31	1969-70-71
COOPER, Hunkie (QB-FL-KR)	14	1990-91
COOPER, Lance (TE)	87/86	1975-79-80
COOPER, Martin (DL)	53	1983-84
COOPER, Perry (LB)	56	2011-12
CORE, Bucky (PK)	4	1974
CORNETT, Tim (RB)	35	2010-11-12-13
CORPODIAN, Greg (OL)		1980
CORREA, La'anui (DL)		1998
COSTA, Steven (FB)	24	1999-2000-01-02
COSTONIS, Paul (LB)	59	1993
COX, C.J. (RB-LB)	3	2008-09-11
CRAFT, Eleander (DL)	63	1984
CRAIG, Diego (DB)	7	1984
CRANDAL, Tyler (OL)	78	2003
CRAWFORD, Dre (DB)	5	2012
CRAWFORD, Frank (DB)	5	2013
CREEL, Mel (OL)		1968
CREWS, Ron (DL)	98	1978-79
CRIMMEL, Robert (WR)		1970-71
CRISWELL, Aaron (WR)	9	2013-15
CRITCHFIELD, "Big Joe" (OL)	56	2003-04
CROOK, Kevin (QB)	5	1995-96-97-98
CROOM, Larry (RB)	1	2002-03
CROUSE, Ray (RB)	32/21	1979-80-81
CROZIER, Rodney (DB)	24	1988-89
CRUMP, Kenneth (TE)	97	1990-91-92
CRUTCHLEY, Charles (DB)	36	1996-97
CUI II, Allan (WR)	86	2016
CULP, Byron (TE)	84	1993
CULP, Mike (DB)		1972
CUNNINGHAM, Bruce (DB)	4	1981
CUNNINGHAM, Hugh (LB)	52	1973-76
CUNNINGHAM, Randall (QB)	12	1982-83-84
CURTIS, Jermaine (TE/H)	1	1999
CUSTER, Steve (OL)		1972

D



DE GIACOMO

DALTON, Ross (DB)	41	1999-2000-01-02
DANCER, Ernest (LB)	90	1974
DANIELSON, Royce (DL)	48	2020
DARLINGTON, Doug (OL)	69	1974
DARNELL, Ted (TE-DE)	99	1995-96-97-98
DAVENPORT, Don (WR)	8	1976
DAVIS, Brett (WR)	37	1977-79
DAVIS, Cedric (TE)	88	1986-87-88
DAVIS, Chris (LB-OL)	74	1973-74-75-76
DAVIS, Devante (WR)	81	2011-12-13-14
DAVIS, Jason (DB)	31/6	1991-92-93-94
DAVIS, Jason (QB)	9	1992-93-94-95
DAVIS, Kurt (WR)	11	2010-11
DAVIS, Mike (OL)	53	1972-73-74
DAVIS, Randall (LB)	47	1986
DAVIS, Wes (OL)	69	1982
DAVIS, Willie (DL-LB)	95	1983-84-85
DAVISON, Willie (OL)		1968
DECKER, Blake (QB)	5	2014-15
DeCLERCQ, Chuck (OL)		1972-73
DeCRISTO, Chris (OL)	29	1981
De GIACOMO, Alex (DB)	22	2009-10
DEHDASHTIAN, Nick (DL)	99	2016-17-19
DeMARCO, David (LB)		1969-70
DEL CASTILLO, Joe (TE)	88	2004
DENTON, Jon (QB)	19	1996-97
DeSHANE, Ray (OL)	63	1971
Di LEO, Alan (PK)	25	1995-96
DIFIORE, Jim (QB)		1970-71-72-73
DIGIOVANNA, Joey (PK)	15	1983-84-85
DILLEY, Tony (DB)	17	1989-90
DIMRY, Charles (DB)	22	1984-85-86-87
DINKINS, Mansfield (DT)	95	1990-91-92
DIXON, Jalen (DE)	50	2021-22
DIXON, Travis (QB/DB)	16/9	2007-08-09-10
DODD-MASTERS, Ruschard (DB)	3	2001-02-03-04
DODGE, Kirk (LB)	47	1982-83
DOMBROWSKI, Tim (RB)	38	1999
DOMINIQUE, Al (OL)	52/76	1984-85-86
DONATO, Mike (OL)	61	2007-08-09
DORSEY, Dominique (RB)	6/10	2001-02-03-04
DRAKE, Ron (OL)	57	1981-82-83-85
DRAWHORN, Anthony (DB)	23/4	1986-87
DRUMMER, Leon (WR)	23	1974
DUBIELLAK, Andrew (WR)	88	2000-01
DUER, Layton (OL)		1968-69
DUNBAR, Pete (DL)	97	2002-05
DUNLAP, James (DL)	96	2009-10-11
DUPIN, Damir (DL)	91	1982-83
DURAN, Dave (PK)	4	1984-85
DYE, Mike (WR)	1	1974

E



EASTMAN

EAGEN, Chris (DE)	47	2002-03
EARTHMAN, Bill (TE)	89	1980
EASTMAN, Marvin (RB)	31/29	1989-90
EDDLEMAN, Joe (OL)	77	2002
EDWARDS, BJ (FB)	32	1998-99
EFFERSON, David (DB)	8	1990-91
EGBASE, Ose (LB)	26	2022
EHLERT, Max (LB)	53	2012-13
EHIMARE, Eliel (OL)	62/16	2019-20-21-22
EISENBARTH, Steve (DL)		1981
EISHER, Doug (OL)	67	1981-82-83-84
EISHER, Kai (OL)		1982
ELDER, Paul (OL)	52	1988-89
ELDRIDGE, Jerry (LB)	66	1981-82-83
ELLENA, Brandon (OL)	74	1997-98
ELLIS, Russell (RB)	38	1977-78
EMERY, Rod (RB)	43	1983-84-85-86
ENGLAND, Les (DL)		1973
EPPENGER, Perry (DL/OL)	96/71	2006-07-08
ERICKSON, Riley (P)	93	2017
ESTANDIA, Greg (TE)	86	2003-05
ESTES, Mike (LB)	49	1988
EUBANKS, Jordan (OLB)	13	2022
EVANOVICH, Ralph (TE)		1973
EVANS, Michael (OT)	78	1977-78
EVERSOLE, Gary (DE)	81	1977-78
EZINWA, Dominion (DL)	93	2019

F



FUIMAONO, H.

FA'AVAE, George (DE)	98	2008
FACER, Kip (P)	82	2005-06
FAGA, Andrew (FB)	35	2001-02-03
FAGA, Faauo (DL)	39	2004-05-06-07
FAGA, Omega (LB)	48	2005-06-07
FAHINA, Naki (DL)	42/6	2019-20-21
FAIRCLOTH, Chris (LB)		1976-77
FAKAUHO, Senituli	68	2014-15
FALO, Tauoa (DL)	90/93	1980-81
FAO, Jason (DL)	95	2015-16-17
FARMER, Reggie (WR)	5	1983-85
FARNHAM, Jim (DB)		1970-71
FAUOLO, Giovanni (TE)	45	2017-18-19-21
FAUNCE, Brad (P)	17	1993-94
FAUTANU, Leif (OL)	79	2019-20-21-22
FAWCETT, Grant (DL)		1969-70-71
FEAGAI, Ramsey (OL)	65	2007-08-09-10
FENSTERMACHER, Dominique (DB)	27	2015
FERGUSON, Anthony (WR)		1991
FEULA, Malo (LB)	56	2013
FIASEU, Austin (DB)	30	2021
FIELDS, Lamon (DB)	24	1985
FIKANY, Mark (OL)	54	1974
FINAU, Mark (DL)	19	2015-16-17

FISHER, Charles (DT)	54	1994-95-96-97
FISHER, Kris (TE)	83	1999
FLAIR, Casey (WR)	80	2005-06-07-08
FLETCHER, Lafayette (WR/DB)	24	2006-07-08
FLETES, Carlos (LB)		1990
FLOURNEY, Darren (LB)		1982
FLOWERS, Jericho (DB)	32, 7	2016-17-18-19
FLOYD, Todd (WR)	11	1995-96-97
FOLK, Kevin (DL)	78	1986-88
FOOTMAN, Dahrin (RB)	32/21	1996-97-98-99
FORCH, Michael (OT)	74	1968-69-70
FORSHEE, Dustin (OL)	62	2006
FORTE, Daryl (DB)	25/8	2006-07-08
FOSTER, John (LB)	55	1988-89
FOUTHER, Michael (DB)	27	1988
FRANCIS, Greg (DB)	23	2017-18-19
FRANK, Tom (LB)		1970
FRAZIER, Mike (LB)	40	2003-04
FREAS, Eddie (OL/LB)	67	2001-02
FREEMAN, Alonzo (LB)	56	2000-02
FREEMAN, Ike (LB-DL)	60/95	1984-86-87
FREUND, Michael (TE)	87	2002-03-04
FRIEDLI, Dean (DL-LB-OL)	49/56/75	1976-77-79-80
FRIEL, Cameron (QB)	7	2021-22
FUIMAONO, Howie (DL)	66/94	2003-04-05-06
FUIMAONO, Starr (LB)	14	2006-07-09-10
FULLER, Dondi (LB)	40	2020-21
FUNCHES, Julius (DL)	91/83	1979-80-81
FURIO, Dominic (OL)	73	2000-01-02-03
FURLOW, Terry (WR)	17	2003-04

G



GREER

GABRISCH, Mark (QB)	15	1979-80
GAHAGAN, Brandon (WR)	89	2017-18
GAITOR, Franz (CB)		1990
GAETANO, Jim (PK)	2/24	1977-78-79
GAJO, Adam (WR)	89	2003
GALES, Greg (LB)	44	1996-97-98
GALLAHAR, Gilbert (DL)	60	2005-06
GALLI, Bob (OL)		1972
GALLIA, Joe (RB)		1969-70-71-72
GAMBRELL, Leroy (LB)	39	1996-97
GARCIA II, Julio (DL)	74	2016-17-19-20-21
GARDENHIRE, Allen (WR)	6	1985
GARIN, Dave (DL)	65	1977-78
GARRICK, Mark (DL)	97	2012-13
GARRITANO, Nick (PK)	13	1991-92-93-94
GARTEN, Steve (DL-OL)	62	1982-84-85
GASSER, Jacob (WR)	82	2019-20
GASTON, Tyler (DL)	61/99	2010-11-12-13
GATEWOOD, Randy (WR)	83	1993-94
GAYNOR, George (LB)	51	1974
GEATHERS, Jeremy (DE)	9	2006-07
GENT, Adam (LB)	57	2009
GENTRY, Larry (QB)	10	1978-79-80
GERARD, Rick (OL)	45/75	1984-85-86-87
GEORGE, Eddie (DB)	28	1973-74-75-76
GI, Robert (RB)	40/29	1992-93
GIANNINOTO, John (OL)	66	2007-08-09-10

ALL-TIME LETTERMEN



GIBBS, Demetrious (DB)	22	2017-18-19
GIBSON, Harold (OL)		1970
GILBERT, Bret (LB)	58	1995-96-97
GILCHRIST, Mack (RB)	33	1968-69-70
GILES, Stuart (DE)	91	1974-75
GILLIAM, Max (OB)	6	2018-19-20
GILMORE, Jack (WR)	45	1993-94-95
GLADNEY, Tony (WR)	89	1983-84-86
GLASCO, David (DB)	37	1980
GLASGOW, Marcus (DB)	39/28	1982-84-85-86
GLIDEWELL, Ben (OL)	71	1996-97
GLOVER, Anthony (LB)	41	1987
GODBEY, Paul (OL)	74	1983-84-85-86
GODFREY, Daniel (LB/FB)	39	2017-18-19-21
GOINS, Tim (OL)	79/55	2004-05-06-07
GONZALES, Joe (RB)		1972-73
GONZALEZ, Bubba (C)	53/76	1996-97-98
GONZALEZ, Jose (C)	63	1994-95
GOOKINS, Norm (DB)		1972-73
GOOSSEN, Rex (LS)	52	2019-20-21-22
GORDON, Ernest (DB)	14	2003-04-05
GORDON, George (FB)	40	2000-01
GORHAM, Zach (OL)	68	2002-03-04-05
GORTZ, Steve (P)	9	1976-77-78
GRAHAM, Jesse (RB)		1981
GRAHAM, John (DE)	94	1979
GRAHAM, Johnny (RB)	39	2001
GRANGER, Don (LB)	54	1980-81
GRANT, Mike (DB)	25	2009-10
GRANT, Richard (DL-OL)	72	1982-84
GRANTZ, Tony (OB)	10	1974
GRAVES, Jalen (DB)	95	2018-19-20
GRAY, Brandon (OL)	63	2003-04-05-06
GRAY, Bruce (LB)		1968-69-71
GRAY, Kevin (OL)	77	1974-75-76
GRAY, Leo (WR)	8	1977-78
GRAY, Tyrone (OL)	64	1983-84
GRAYSON, Shaun (TE)	18	2021-22
GREEN, Chris (RB)	38/23	1983-84-85
GREEN, Mark (DB)		1973
GREENE, David (DB)	22	2012-13-14-15-16
GREENE, Sam (WR)	42	1978-79-80
GREER, John (OL)	72	1997-98-99-2000
GRIFFIN, Greg (DT)		1972
GRIFFIN, Steve (LB)		1976
GRIFFIN, Zyeil (WR)	3/14	2020-21-22
GRIMES, Randal (WR)	4	2019
GRUNDY, Robert (OL)	67	1998-99
GSTREIN, Nick (TE/OL)	49/77	2012-13-14-15
GUERRA, Marco (OL)	70	2003-04-05-06
GUICE, John (CB)	1	2005-06
GUIDRY, Ondra (WR)	2	1987-89
GUNDERSON, Scott (OL)	66	1988
GUNN, Tony (DL)	99	1983-84-85
GUTIERREZ, Daniel	32	2017-18-19-20-21-22
GUTOWSKI, Mike (OL)		1968-69-70
GUZMAN, Nathan (LB)	58	2018



HAVERTY

HAGGERTY, Steve (RB)		1974
HALES, Jacob (DL)	92	2005-06-07-08
HALL, Aaron (C)	59	1998

HALL, John (WR)		1969
HAMBRICK, Darral (WR)	80	1979-80-81-82
HAMILTON, Sharif (DB)	31	1999-2000
HANDLEY, Jamie (LB)		1995-96
HAMM, Jamel	21	2019
HANKINS, Coury (RB)	34/4	1996-97-98-99
HANSEN, Jack (TE)		1972-73
HANSON, Ryan (OB-LS)	14	2000
HARDAN, Walker (LS)	59	2021-22
HARDEN, Patrick (OL)	64	1986-87-88-89
HARDY, Lucien (DB)	46/22	1974-77-78
HARO, Joe (DB-RB)	34	1999-2000-01-02
HARPER, Daniel (DB)	22	2011
HARPER, Sean (LB)	44	1988-89
HARRINGTON, Austin (TE)	89	2009-10-11
HARRIS, Adrian (LB)	64	1984-85-86-87
HARRIS, BJ (CB)	21	2022
HARRIS, Brian (WR)	13	1975-76-77-78
HARRIS, Jeff (P)	5	1976
HARRIS, Kevin (DB)	7	1988-89
HARRIS, Matt (WR)	88	2002
HARRISON, Marcus (DL-LB)	84	1981-82
HART, Brian (OL)	69/54	1997-98-99-2000
HART, Tim (OL)	61	1978-79
HART, Vince (PK)		1970-71
HASLIP, Shaun (DB)	24	1997
HASSON, Tajh (DB)	29	2011-12-13-14
HASSON, Tim (DB-LB)	43	2010-11-12-13
HAUGABROOK, Kenny (LB)	60	1981
HAVERTY, Mike (WR)	19	1972-73-74-76
HAWKINS, Birton (WR)	89	1992-93
HAWKINS, Nathaniel (WR)	80	1968-69-70-71
HAWLEY, Joe (OL)	59	2006-07-08-09
HAWTHORNE, Lloyd (RB)	34	1985
HAWTHORNE, Troy (DB)	11	2013-14-15-16
HAYES, Bill (OL)		1971-72
HAYS, Mark (DB)	1	1997-98
HAYNES III, Phillips (TE)	89	2016
HAYNES, Robert (RB)		1968-69
HAYWARD, Chris (OB)	11	1998-99-2000
HEATH, Jason (OL)	70	2009-10-11
HECKARD, David (OLB)	49	2022
HEIDELBERT, Dallas (LB)		1982
HEISE, Ryan (LS)	72	2003-04-05-06
HEMMANS, Al (DB)	13	1987-88
HENDERSON, Lloyd (RB)	33	1979-80-82-83
HENDERSON, Wymon (DB)	2	1981-82
HENDRICK, George		1968-69
HENLEY, Chad (FB)	44	2004
HENRY, Charles (DB)	29	2015
HENRY, Steve (OL)		1972-73
HERMAN, Paul (OL)	75	1981-82
HERRING, Caleb (OB)	8	2010-11-12-13
HESTER II, Farrell (LB)	53	2017-18-19
HICKEN, Hayes (K/PK)	19	2018-19
HICKS, Lamont (LB)	37	1994-95-96
HIGGINS, John (DB)	25	1980-81
HIGH, TIM (DL)	97	2007
HILL, Mario (DL)	99	2004-05
HILL, Phillip (DB)	5	2019-21
HILLIARD, Andre (DB)	26	1998-99
HILLIARD, Carlos (DB)	7	1995-96
HILLIKER, Bill (WR)	43	1979-80
HILTON, Rumone (LB)	55	1990-91-92-93
HINDS, Rocky (OB)	3	2006
HO-CHING, Jordan (RB)	42	2007
HOBSON, Reggie (WR)	26	1984-85
HODGE, Sidney (DB)	23/36/4	2010-11-12-14
HODGES, Larry (RB)		1968

HOFFMAN, Brad (PK)	1	1974-75
HOLLANDSWORTH, Tariq (RB)	28/13	2017
HOLLERMEIER, Chris (DB)	31	2005
HOLLIDAY, John (RB)	20	2000
HOLLIS, David (DB)	25	1983-84-85-86
HOLLOWAY, Cameron (WR)	5	1979-81-82
HOLLOWAY, Jamal (DL)	97	2017-19
HOLLOWAY, Nate (DL)	68	2010-11
HOLLOWAY, Parker (DL)	90	2012-13
HOLLOWAY, Trenton (DB)	20	2022
HOLLY, Devynn (DB)	31	2020-21-22
HOLMES, Sidney (RB-LB)	43	1992-93
HOLT, Tim (TE)	43	2016-17
HORN, Alvin (DB)	36	1984-85-86
HORN, Andre (LB)	46	1984-85
HORSEY, Mike (DB)	32	2011-12-13-14
HORTON, Shane (DB)	21	2007
HOUGH, Tim (DB)	13	2015-16-17
HOUSTON, Hank (DL)	54	1982
HOUSTON, Jeremiah (DB)	13	2020-21
HOWARD, Charles (DL)	92/66	2013-14-15
HOWARD, Damien (DL)	68	1995
HOWARD, Geoffrey (DB)	7	2007-08
HUGHES JR., Mike (DL)	99	2014-15-16-17
HULBERG, Bob (PK)	21	1985-86
HULETT, Greg (OL)	63	2000-01
HUMAN, Bryan (DB)	36	1979-80-81
HURLEY, John (OT)	77	1991-92
HUSBANDS, Ron (RB)		1971-72
HYDE, Barry (DB)	28/29	1977-78



INGERSOLL, J.

INGERSOLL, Eric (DL)	68	1980
INGERSOLL, Joe (DL)	78	1973-74-75
IRVIN, Steve (LB)		1998
IRWIN, Ken (TE)		1970-71
ISHII, Dack (QB/P)	19	2007-08



JACKSON, E.

JACKSON, Bernard (RB-WR)	5	1987-88
JACKSON, Bryce (CB)	24	2018-19-20-21
JACKSON, Cleveland (TE)	84	1977-78
JACKSON, Erick (RB)	26	2003-04-05-06
JACKSON, Jarrod (OB)	4	2005
JACKSON, Princeton (LB)	40	2011-12
JACKSON, Rayshad (LB)	6	2019
JACKSON, Richard (DB)	31	1979-80
JACKSON, Robert (DB)	24	2016-17
JACKSON, Tommy (RB)	33	1987-88-89
JACKSON, Ty (WR)	8/84	1995-96-97
JACKSON, Tyree (RB)	28	2018-19
JACOBS, Mike (LB)	89	1976-78-79
JACOBSON, Nathan (OL)	64	2015-16-17-18

JAETHN, Rodney (LB)	49	1977
JAEGLE, Ben (PK)	86/39	2006-08-09-10
JAKES, Jordan (WR)	17	2021
JAMES, Charles (WR)	3	2000
JAMES, Duane (WR)	16	1998-99
JAMES, Gary (OL)		1972
JAMES, George (WR)		1982
JAMES, Jonathan (WR)	83	2011-12
JAMES, Mil'Von (DB)	5	2006-07
JAMES, Teddy (RB)	23	1990-91
JAMESON, Rob (WR)	87	2014
JARVIS, Charles (DB)	18	1979-80-81
JEBERAEL, Mario (OL)	67	2005-06-07-08
JEFFERSON, Cameron (OL)	78	2011-12-13
JEHLICKA, Perry (DB)	36	1993-94-95
JENKINS, Keyvan (RB)	22	1979-80-82-83
JENKINS, Kinyon (DB)	20/43	1980-81
JENKINS, Steve (WR)	84/4	2019-20-21
JENKINS, Steve (DL)	79	1971-72-75
JENSEN, Jeff (OL)	75	1989
JENSEN, Kimble (DB)	51	2014-15
JOHNS, Montrice (DL)	96	2018-19
JOHNSON, Carlton (DB)	25/1	1989-90-91
JOHNSON, Clyde (DB)		1981
JOHNSON, Darius (OL)	8	2022
JOHNSON, Darryl (TE)	82	1982-83
JOHNSON, Dwayne (WR)	8	1983
JOHNSON, Earvin (WR)	4	2001-02-03-04
JOHNSON, Eric (RB/WR)	9	2012
JOHNSON, Jabari (RB)	32	2000-01
JOHNSON, John (DB)	8	1986
JOHNSON, Kelvin (OB)	14	1982
JOHNSON, Kenneth (DB)	28	2007
JOHNSON, Malcolm (LB)	47	2019
JOHNSON, Marcus (OL)	76	2001-02-03-04
JOHNSON, Marques (WR)	85	2004-06
JOHNSON, Max (DL-FB)	93/90/83	2010-11-12-13
JOHNSON, Michael (DB)	35	2006-07
JOHNSON, Michael (WR)	8	2000-01-02-03
JOHNSON, Michael (TB-WR)	28/7	2008-09-10-11
JOHNSON, Mike (LB)	47	1978-79-80-81
JOHNSON, Najee (DL)	43	2014-15
JOHNSON, Ricky (DB)	25/0	2020-21-22
JOHNSON, Rodrick (RB)	32	1997
JOHNSON, Rossie (LB-DE)	44	1992-93-94-95
JOHNSTON, James (TE)	94	1996-97
JONES, Alonzo (LB-DE)	49	1995-96-97-99
JONES, Andre (RB-DB)	36	1974-76-77
JONES, Chris (DB)	5	2008-09-10
JONES, Crayton (DB)	11/4	1976-77
JONES, Daniel (DB)	15	2002-03
JONES, Danny (DL)	92	1976-77-79
JONES, Dave (OL)	67	1978-79-80
JONES, Jon (OL)	67	1989-90-91
JONES, Kirk (RB)	20	1983-84-85-86
JONES, Paul (LB)	85	1974
JONES, Richard (PK-P)	11	1983
JONES, Roderick (DE-LB)	10/96	1996-97-98-99
JONES, Rodney (DL)	92	2017-18-19
JORDAN, Larry (DB)	53	1977
JUSSILA, Henri (RB)	34	2014
JUSTICE, Jeff (DL)	82	1978-79-80-81

K



KEENER

KAHRE, Bob (DB)		1980
KALILI, Joqueez (DB)	26	2017-18
KALILIKANE, Roscoe (LB)	53	2015-16
KALLER, Rob (OL)	60	1995
KANTEMAN, Trevor (TE)	9	2016-17
KAPANUI, Kamu (FB)	43	2005-07-08-09
KAUZLARICH, Vince (OL)		1973
KEELER, Ryan (DE)	47	2022
KEENER, Daemon (WR-DB)	8	1990-92-93-94
KELLEY, Carlton (QB)	12	1977
KELLY, Bobby (LB)	38	2004-05
KELLY, Mike (DB-RB)	25/24	1974-75-76
KENION, Nate (DB)	36	2005-06
KENNEDY, Don (QB)	13	1969-70
KEY, Ben (DL)	94	2022
KEYES, Brian (LB)	5	2016-17
KEYS, Kendal (WR)	84	2014-15-16-18
KEYS, Kenny (DB)	44	2012-14-15-16
KILLIAN, Jack (WR)	80	2013
KINCAID, Keith (OL)	62	2002
KING, Dennis (LB)	85	1976-77
KING, Sam (QB)	1	1979-81
KINNARD, Ken (LB-RB-TE)	51/40	1995-96-97-98
KIRKLAND, Tremayne (WR)	21/3	2003-05
KIRKPATRICK, Troy (DL)	70/98	1997-98
KLORMAN, Alex (DL)	95/36	2010-11-12-13
KNIGHT, Jesse (TE/OL)	81/79	2004-05
KNIGHT, Marion (DL)	54	1985-86
KNOX, Daryl (LB)	87	1984-85
KNUTSON, Tate (WR)	81	2007-08-09-10
KOHORST, Keith (OL)	63	1981-82
KOHORST, Nolan (PK)	27	2010-11-12-13
KOKI, Asten (DL)	96	2013-14
KOONTZ, Jason (OL)	76	2009-10-12
KRAVETZ, Matt (LB-DL)	53	2009-2011
KREITLER, Will (OL)	58	2015-16
KRESOVICH, Nikola (LS)	52	2018
KRIEGER, Ron (QB)	8	1984
KRISTOSIK, Joe (P)	97	1995-96-97-98
KUNZER, Tom (RB)		1972

L



LOVATO

La FRANCE, Reggie (TE)	85	1980-81-82-84
LACY, D'Mentrie (CB)	7	1992-93
LAMERS, Brendon (P)	45	2009-10
LANEY, Calvin (QB)	11	1984-85
LANG, Joe (LB)	57	2016-17
LANGHAM, Trent (LB)	50	2013-14-15
LANSFORD, Chase (P-PK)	39	2011-12
LANZI, Rick (QB)		1982
LAOLAGI, Bailey (LB)	48	2015-16-17-18
LARRY, Admiral Dewey (WR-DB)	4	1979-80

LARSON, Mark (TE)		1968-69
LARSON, Mark (OL)	60	1975
LAWSON, Clint (DL)	96/66	1989-90
LAZARUS, Andrew (RB)	20	1981
LEA, Matt (LB)	23	2014-15-16
LEATHAM, Mike (TE-LS)	83	1997-98
LEBOWITZ, Jared (QB)	14	2014
LEE, Mike (LB)		1971-72
LEE, Terrance (S)	23	2008-09
LEIVA, Jonathan	38	2014-15
LeJEUNE, Sonny (PK)	6	1976
LEONARD, Cedric (OL)	70	1991-92-93-94
LEONARD, Milton (DB)		1970-71
LERZ, Harold (OL)		1971
LEVY, Lee (DE)	92	1974
LEWIS, Aaron (DB)	28	2019-20-21
LEWIS, Tony (RB)	32/2	1981-83-84-85
LEWIS, Tom (TE)	85	1992-93
LIBONATI, Daren (PK)	6	1986-87
LIEBENSTEIN, Todd (DE)	96	1978-79-80-81
LIGON, Ai (DB)	23	1982-83
LILIO, Bucky (DL)		1970
LINES, Alex (TE)	34	2020
LITTLETON, Darrell (WR)	3	1980-81
LITTLEFIELD, Lanny		1968
LIVINGOOD, Blake (OL)	77	1998-99
LOCKHART, K.C. (OL)	54	1989-90
LOFTON, Elgin (DL)	69	1990-91
LOGAN, Brandon (OL)	72	2021-22
LOGAN, Rich (DB)		1968-69-70
LOMPNEY, Mark (RB)	17/35	1984-85
LONDON, Keith (LB)	68	1984
LOPEZ, Chris (OL)	61	2014-15
LOPEZ, Rolando (OL)		1972
LOTULELEI, John (LB)	55	2011-12
LOTULELEI, Tau (LB)	55	2013-14-15-16
LOVAT, Darin (C)	74	1993-94-95-96
LOVATO, Carlos (DL)	68/93	1981-83-85
LOVE, Omar (RB)	4	1992-93-94-96
LOWRY, Bob (QB-DB)	14	1976-78-79-80
LUCAS, Lenny (DB)		1973
LUPPENS, Dennis (OL)	53	1978-79
LUSTER, Andre (RB)		1990
LUXENBERG, Jason (TE-LS)	96/61	2004-05
LYNCH, Michael (LB)	40	2007
LYONS, Tim (OL)	56	1988

M



MAYNE

MA'AE, John (QB)	15	1990-91-92
MacNAUGHTON, Dan (TE)		1971-72
MACK, Andrew (OL)	50	2009-10
MACK, Clarence (WR-DB)	29/5	1991-92
MACK, Hiram (RB)	26/21	1981-82
MACKKEY, Sean (DB)	25	2000-01-02-03
MACY, Marty (DE)		1972
MAFI, Heivaha (DE)	42	2008-09
MAGYAR, Chad (RB/LB)	36	2018-19-20-21-22
MAHER, Joe (LB)	45	1977-78-79-81
MAIKAI, Francis (OL)		1977

MAILE, Robin (DL)	91	1997-98
MAKA, Tani (LB)	41	2010-11-12-13
MAKIHIELE, Alani (OL)	73	2022
MALAKIUS, Tavis (DL)	55	2018-19-20-21-22
MALOATA, Tui (DL)	91	2015-16
MALOOF, George (DB)	38	1986-87
MANDLEY, DeJhown (TE)	80	1999-2000-01-02
MANGIARACINA, Jerry (DB)	19	1978
MANGIARACINA, Marcus		1978
MANN, Roger (DL)	56	2017-18
MANOA, Chris (DL)	99	2018-19
MARSHAL, Evan (OL)	73	2007-08-09-10
MAREKO, Daniel (DE)	47	2009-10
MARRONE, Andy (LB)	51	1990-91
MARSHALL, Alvin (RB-WR)	24	2004
MARTIN, A.J. (LS)	57	2011
MARTIN, Daniel (LB)	28	1994-95
MARTIN, Marquel (DB)	45/13	2006-07-08-09
MARTINEZ, Ysadore (DB)		1974
MARSHALL, Simon (RB)		1982
MARVEL, Justin (WR)	9/11/15	2005-06-08
MASON, Troy (WR)	86	1999-2000-01-02
MASSEY, Brian (OG)	68	1991-92
MASSEY, James (DB)		1970-71-72-73
MATAELE, Maika (WR)	80/10	2012-13-14
MATHEWS, Marshall (PK)		1995
MATHIS, Jim (LB)		1968
MATSON, Joe (LB)		1982
MATOUSEK, Steve (RB)		1972-73
MATTES, Greg (OL)	77	1989-90
MATTINSON, Bubba (LB)	51	1979-80
MAWSON, George (OL)		1968-69
MAYNARD, Matt (TE)	85	2000
MAYNE, Kenny (QB)	14	1981
MAYS, Trey (WR)	87	2010-11-12
MAZION, Rodney (FS)	2	1991-92-93-94
McALEENAN, Ryan (LB)	56	2014-15-16
McCARDELL, Keenan (WR)	84	1987-88-89-90
McCOY, Gabe (LB)	25	2016-17-18-19
McCOY, Sean (LB)	23	1986-87
McCULLOUGH, Jackson (OL)	77	2019
McDADE, Michael (WR)	88	1983-84
McDADE, Reese (LB)	58	1994
McDANIEL, Daviyon (OL)	71	2021-22
McDANIEL, Royal (LB)	40	1990-91
McDERMOTT, Matt (RB)		1990
McDONALD, Ryan (P)	17	1999-2000-01
McDUFFIE, Marsel (LB)	38	2022
McGOWAN, Howard (OL)	66	1991-92-93-94
McGOWENS, Vince (WR)	5	1989-90
McGREGOR, Noah (DL)	50, 90	2019
McINTYRE, Brian (K)	27	2014
McKIE, Senika (WR)	0	2022
McKISKI, Mike (OL)	74	2004-05-06-07
McLAURIN, Robbin (DB)	9	1980
McLELLAN, Mike (RB-DB)	18	1974-75
McQUAID, Dan (OL)	71	1980-81-82-83
McQUIG, Sebastian (TE)	93	2022
McTYER, Torry (DB)	19/4	2013-14-15-16
MECHAM, Mark (OT)	76	1991-92-93-94
MEDCHILL, Patt (DB)		1970-71-72
MEDLOCK, Jason (LB)	88	1992-93
MELCHER, Tim (DL)	83/84	1974-75-76
MELSON, AJ (DB)	31	1995
MELTON, Henry (RB)	42	1974-75-76-77
MENDIOLA-JENSEN, Kilinahe (WR)	84/15	2021-22
MENDOZA, Alonzo (P)		1990
MENENDEZ, Joel (OL)	78	2000-01

MERHI, Kareem (LB)	50	2004
MERKERSON, Alton (LB)	46	1993-94
METTEN, Greg (DL)		1969
MIKLOS, Joe (LB)	45	2002-03-04-05
MILLER, Ahmad (DL)	44	1999-2000-01
MILLER, Avery (LB)	96/39	1988-89
MILLER, Jimmy (LB)	51	2007-08
MILLER, Marguet (DL)	86	1985-86-87
MILLER, Vic (RB)		1982
MINEO, Sam (TE)	96/89	1995-96-97-98
MINOLETTI, Giovani (DB)	35	1995-96-97
MINOR, Christian (DB)	37	2018-19
MIRICH, Cooper (LB)	57	2018
MITCHELL, Aaron (DB)	48	1977-78
MITCHELL, Cary (LB)		1971-72
MITCHELL, Greg (LB)		1970-71-72-73
MITCHELL, Jay (WR)	13	2014
MITCHELL, Ken (LB)		1970-71
MITCHELL, Sheddric (OL)	79	2002
MOALA, Siosifa (OL)	64	2007-08
MOISEYEV, Mark (OL)	76	1978-79
MONROE, Derrick (DT)	92	1995-96-97-98
MONROE, Stacy (LB)		1990
MONTOYA, Sam (LB)	57	1973-74
MOOG, Aaron (DT)	76	1981-83-84
MOORE, Darall (RB)	35	1975-76-77
MOORE, Jack (LB)	52	1986-87
MOORE, Leon (DL)	98	2002-03-04-05
MORALES, David (LB)	92	1982
MORENO, Jim (OL)	77	1983-84-85-86
MORGAN, Ashton (OL)	73	2018-19
MORGAN, Dick (OL)		1968
MORGAN, Jordyn (DB)	25	2022
MORIARTY, Kellen (DB)	41	2006
MORRISON, Dan (OL)		1970-71
MORRISON, Robbie (OL)	72	1991-93-94-95
MOSES, Kyle (DB)	31	2019
MOSLEY, Tim (DL)	49	2019
MORTON, Michael (RB)	23	1978-79-80-81
MOUTON, Darius (DB)	21	2015-16
MUAVESI, Waisale (DE)	96	2021-22
MUELLER, Aaron (OL)	54	2004-05-06
MULLANEY, Ryan (LB)	51	1977-78-80
MUNDY, Nehemiah (DB)	25	2007
MURPHY, Conor (DL)	90	2021
MURPHY, Matt (OL)	75	2007-08-09-10
MURPHY, Kejon (RB)	28	1988
MURRY-LAWRENCE, Shaquille (RB)	33	2013-14
MYERS, Bill (LB)	51	1968-69
MYERS, Eric (LB)	67	1986-87
MYLES, JayOnn (DB)	1	2015-16

N



NEWTON

NANTKES, Kurt (QB)	7	2001-02-03-04
NAUFAHU, George (RB)	39	2014-15
NEAL, Jamaal (TE)	41	2018-19
NEAL, Nate (DL)	91	2017-18-19-20
NEALE, Alex (OL)	70	2015
NEFF, David (OL)		1968-69-70-71
NELINGER, Gus (LB)	59	1987-88
NELSON, Jamie (WR)	22	1988-89

ALL-TIME LETTERMEN



NELSON, Kyle (DL)	1971-72-73
NELSON, Mike (LB)	99 1978-79
NELSON, Ted (DB)	39 1982-84-85-86
NERO, Bobby (WR)	1 2000-01
NETTLETON, J.T.	20 2015
NEWTON, Steve (LB-DL)	45 1999-2000-01
NICHOLS, Marshall (P)	90 2022
NICHOLS, Preson (OL)	55 2022
NICHOLSON, Brian (DL)	92 2003-04
NICHOLSON, Derek (DL)	90 1986-87-88-89
NILES, Bradley (LB)	44 2006-07
NIX, Ron (OL)	1968-69
NIXON, Bill (OL)	53 1980
NOONE, Eric (OL)	60 2013-14-15
NOVESEL, Mark (OL)	70/71 1978-79
NOWDEN, Shannon (DB)	23 2004-05
NUNNELY, Wayne (RB)	1972



O'REILLY

O'CALLAGHAN, Mike (DL-OL)	94/70 1975-76
O'DELL, Tyray (LB)	34 2021
O'HARA, Ryan (PK)	48 2022
OBBERG, Andrew (OL)	73 2012-13-14
OBLAD, Kenyon (WB)	7 2019
ODEGARD, Don (CB)	9 1989
O'DELL, Tyray (LB)	34 2022
O'HALLORAN, Kyler	50 2016-17
OILAND, Kjelby (DL)	57 2010
OLIVER, Cameron (CB)	25/5 2021-22
OLOGBOSELE, Marquez (OL)	79 1999
OLOTOA, Kue (TE-ILB)	81 2021-22
OLSEN, David (DB)	37 2002-03-04-05
OLSEN, Derek (DB-LB)	38 2000-01-02-03
O'NEIL, Phil (DL)	97 1978-79-80-82
OISHI, Nathaniel (OL)	52/96 2015-16-18-19
OLUWASEUN, Justice (OL)	71 2018-19-20
ONIWOR, Joseph (DL)	99 2002-03
OPERIN, Bill (OL)	58 1985-86-87-88
OPSAL, Dennis (OL)	68 1977-78-79
O'REILLY, Tim (PK)	17 1996-97-98-99
ORICK, Brad (TE)	48 1990
ORME, Brent (TE)	1982
ORNELAS, Mike (DL)	1969
OROKE, Prince (LB)	51 2012-13
ORR, Robert (OL)	56 1984-85-86-87
ORR, Scott (DL)	89 1972-73-74
ORTH, Beau (S)	40 2008-09
OSTERHOUT, Brad (TE)	84 1999-2000-01
OTTO, Mike (LB)	47 1974-75
OUTLAW, Donovan (OL)	65 2017-18
OUTSEY, Jameer (DE)	20 2017-18
OVERAND, Brad (OL)	67 2011-12-13
OWENS, Evan (RB)	29 2017-18
OWENS, LaMar (LB)	13 2000-01



PIEFFER

PACHECO, Brian (P)	49 2007
PACHECO, Danny (DL-C)	90/66 1997-98-99
PALANDECH, Kurt (QB)	14 2015-16-17
PALELEI, Lonnie (DL-OG)	54 1991-92
PALEPOI, Anton (DE)	47 2000-01
PALMER, Darren (WR/DB)	86 2017-18
PALMUCCI, Jason (LB)	52 1999
PANIK, Justin (LB)	1992
PANTELS, Evan (P/PK)	30 2016-17-18
PAPPAS, Dave (DL)	97 1988
PAULO, Ronnie (LB)	56 2007-08-09-10
PARKHURST, Scott (DE)	37 2000-01
PARVIN, Brian (P)	17 1991-92
PATTISON, Matt (LB)	34 2005-06
PATTON, Marshall (OL)	72 1979-80
PATTON, Scott (LB)	38/52 1996-97
PAYNE, Phillip (WR)	18/4 2008-09-10-11
PEARCE, Dusty (LB-DE)	50 1998-99
PEEPLES, David (RB)	20 2005-06-07-08
PEKO, Tony (OL)	50 1985-86-87-88
PENNY, Kenny (DB)	17 2011-12-13-14
PEREZ, Jonathan (RB)	34 1991-92-93-94
PEREZ, Jorge (OL)	51 1986-87-88-89
PERKINS, Dyanle (FB)	5 2002-03-04
PERKINS, Elexious (LB)	37 2014
PERRY, Alex (CB)	4 2018
PERRY, Damon (DL)	79 1984
PERRY, Tracie (OL)	73 1992-93
PETERSON, Gavin (OL)	67 2015
PETERSON, Todd (DB)	46 1979-80
PFEIFER, Richard (LB)	1969-70
PHEE, Jordan (OL)	57 1976-77-79-80
PHILIPPI, Marc (LB)	7/36 2013-14-16
PHILLIPS, Freddie (DB)	40/21 1986-87-88-89
PHILLIPS, Jake (TE)	46 2012-13-14-15
PHILLIPS, Joe (RB-K)	34 1981-82
PHILLIPS JR., Marcus (WR)	86 2021
PICKENS, Darnell (LB)	97/55 1984-85-86-87
PIEFFER, Dillon (PK)	95 2000-01-02-03
PIERUCCI, Jerald (OL)	64 1995-96-97-98
PIERUCCI, Jerrad (LB)	55 1996-97-98-99
PILAROWSKI, Glenn (OL)	71 1998
PILI, Thor (DL)	94 2007-08
PILLER, Scott (OL)	72/65/61 1981-83-84-85
PLANT, Adam (DL)	7 2020-21-22
PLANTE, Luke (TE)	90 2008
PLAYER, Tyson (DB)	14 2020-21
PLEASANT-JOHNSON, Lacarea (DB)	31 2022
PLUMMER, Myles (CB)	14 2018-19
PLUNKETT, Art (OL)	70/79 1977-78-79-80
PLUNKETT, Richie (OL)	79 2007-08
POINTER, Quinton (DB)	18/10 2007-08-09-11
POLLEY, Tom (LB)	90 1983-84
POLU, Justin (OL)	78 2016-17-18-19
POOLE, Wyatt (WR)	87 2000
PORCHIA, Iggy (LB/DL)	26/54 2013-14-15-16
PORTER, Donnell (FS)	42 1992
PORTER, Ira (TE)	1971-72
POSEY, Bittney (LB)	57 1993-94

POWELL, George (DB)	1968-69-70
POWELL, Phillip (RB)	29 1996
PRESLEY, Brandon (WR)	80 2015-16-17-18
PRICE, Andrew (TE)	88 2013-14-15-16
PRICE, Charles (QB)	16 1988-89
PRICE, John (RB)	47 1990-91-92
PRINTUP, Maurice (RB)	21 1984
PROVENSAL, Frank (DL)	1969-70
PRY, Mike (WR)	15 1973-75
PRYOR, Dale (DB)	1980
PURCELL, Bill (WR)	38 1981-82
PURVIS, Deante (DB-RB)	26 2008-09-10-11
PYLE, Arcee (FS)	1986-87



QUINTON

QUICK, Matt (P)	1982
QUINTON, Dustin (OL)	73 1986-87-88-90



ROSE, K.

RANDLEMAN, Calvin (DB)	38 2009-10
RAMIREZ, Greg (DB)	37 1990-91
RAMSEY, Randy (OL)	95 1975
RANDLE, Bradley (RB)	28 2010-11-12
RANDLE, Darrell (TE)	88 1989-90
RATHER, Bob (LB)	43 1977-78
RATHER, Brett (FB)	42 2010
RAY, Matt (QB)	9 1999
REARDON, Keith (PK)	34/11 1979-80
REDDICK, Mike (WR)	42 1987-88
REED, Aaron (WR)	86 2010-12
REED, Chad (QB)	7 1997-98
REED, Chuck (DL)	99 1990-91
REED, Dalton (DB)	27 1983-84
REED, Elroy (TE)	1992
REED, Michael (WR)	12/11 1980-81-83
REED, Phil (DL)	92 1999-2000-01-02
REESE, Courtney (RB)	26 2019-20-21-22
REEVES, Brian (DB)	1973
REEVES, Rodger (TE)	1969-70
REILY, Mike (OL)	78 1995-96-97-98
REILLY, Sean (QB)	14 2011-12
REINOEHL, Jody (LB)	97/46 1987-88-89-90
RELF, David (WR)	84 2002-03
REYNOLDS, Allyn (QB)	16 1982
REYNOLDS JR., Demario (LB)	40 2005
REYNOLDS, Jackson (OL)	67 2019
REYNOLDS, Jerry (OL)	61 1990-91-92-93
RHABURN, Kevin (DB)	21 1999-2000
RHYNES, Tony (P)	15 1987-88-89
RICE, JR, Jerry (WR)	10 2013

RICE, Robert (DB)	36 1982-83
RICHARDSON, Mark (TE)	1974
RICHMOND, Blake (DB)	2 2014-15
RIGGS, Aveion (LB)	48 1981
RILEY, Daryl (OL)	78 1982
RILEY, JaJa (RB)	2/5 2004-05
RILEY, Karl (DL)	64 1973-74-75-76
RILEY, Tom (DE)	98 1991-92
RILEY, Trent (WR)	82 2014
RIZO, Randy (DL)	63 1974-76-77-78
ROBBINS, Aidan (RB)	9 2022
ROBERTS, Don (LB)	35 1989-90
ROBERTS, Jesse (WR)	1973
ROBERTS, Ty Jason (DB)	38 2017-18
ROBERTSON, C.J. (OL)	61 1988
ROBERTSON, Doug (QB)	7 1978
ROBERTSON, Steve (OL)	65 1980-81
ROBINSON, Dennis (DB)	84/27 1969-70-71-72
ROBINSON, Gerald (DB)	6 1988-89
ROBINSON, Jerriman (WR)	85 2007-08-09
ROBINSON, Marvin (WR-LB)	81/38/29 1992-93-94-95
ROBINSON, Marvin (DB)	14 1993-94
ROBINSON, Seth (DL)	58 2020
RODERICK, Tyrice (DB)	45 1989-90
RODGERS, Yusef (OL)	77 2009-10-11-12
RODRIGUES, Tony (LB)	58 1977-78
RODRIGUEZ, Gerold (WR)	83 2007-08
RODRIGUEZ, Manny (RB)	22 1975-76
RODRIGUEZ, Mike (LB)	1973
ROGERS, Armani (QB)	1 2017-18-19
ROGERS, Julius (DL)	60 1971-72-73-74
ROGERS, Justin (QB)	5 2020-21
ROGERS, Ken (TE)	87 1988-89
ROGERS, Ken (FB)	38 1974-75
ROMINGER, Jacob (LB)	44 2018
ROPER, Doug (OL)	62 1990-91-92-93
ROSE, Devon (LB)	51 1998-2000-01
ROSE, Ken (LB)	17 1982-83
ROTH, Brian (OL)	58 2011-12-13-14
ROUNDTREE, Devin (DB)	38 2006
ROUNDTREE, Ray (DL)	60 1989-90
ROUZARD, Wiselet (DB)	22/46 2006-07-08-09
ROWLAND, Tommy (DL)	77 1968-69-70-71
ROZANSKI, Walt (LB)	1973
RUDOLPH, Jeremi (RB)	7 1999-2000
RUGGEROLI, Chuck (TE)	92 1983
RUGGLES, David (OL)	68 1987-88
RUIZ, Gordon (OL)	59 1984
RUSSELL, Willie (RB)	33 1975
RUSSI, Steve (DB)	1968
RUTLEDGE, Kevin (DB-P)	34 1980-81
RYDALCH, Nate (WR)	81 1999-2000

S



STEICHEN

SAEKS, Doug (OL)	64	2013-14
SAGAPOLU, Kawika (DL)	99	1999
SAGAPOLUTELE, Anthony (DL)	95	2021
SAIGNES, Ed (DB)	16	1981-84-85
SAINT PREUX, Renan (WR)	17	2005-06-07-09
SALAZAR, Joseph (DL)	41	2015
SALDI, Bryce (LB)	54	2008
SALU, Malakai (LB)	43	2019-20-21
SALVESTRIN, John (OL)		1973
SANDERS, J'Ongray (OL)	63	2015-16-17
SANDERS, Quincy (DB)	2	1995-96-97-99
SANDONE, Tony (LB-DL)	58	1974-75
SANDUSKY, Jim (WR)	7	1981
SANITOA, Sonny (DL)	93	2012-13-14-15
SAPHIRE, George (RB)	42	1968-69-70
SATTERFIELD, Dusty (OL)	59	1975-76-77
SAVAGE, Mike (DL-DB)	66/26	1974-76
SAWYER, Talance (TE-DE)	85/9	1995-96-97-98
SAXELID, Kyle (OL)	76	2014-15-16-17
SAYLES, Isaiah (OLB)	9	2022
SCHERFF, Cody (TE)	88	2017-18
SCHLAUPLITZ, Bill (OL)		1971-72
SCHNABEL, Kurt (TE-WR)	86	1973-74-75-76
SCHREINER, Steve (LB)	56	1981
SCHULZE ZUMKLEY, Hubi (PK)	14/41	2001-04-05
SCISSUM, Chauncey (S)	21	2017
SCOGGINS, Ron (OL)	73	1983-84-85
SCOGGINS, J.R., Ron (OL)	72	2012-13-14
SCOTT, Breannon (DB)	22	2021
SCOTT, Gerald (DL)	75	1976
SCOTT, Jessie (RB)		1968
SCOTT, Tyrone (DB)	24	1991-92-93
SEARS, Bruce (DL)	98	1980-81
SECCOMBE, Matt (LB)	64/57	2004-05-06-07
SEWARD, Adam (LB)	55	2001-02-03-04
SEYMOUR, Javon (RB)	30	1995
SHACKELFORD, Elton (DL)	98	2006-07
SHACKLETON, Dakota (LS)	62	2014-15
SHANKS, Tiger (OL)	70	2020-21-22
SHELTON, Elijah (OLB)	42	2022
SHERRY, Nick (QB)	3	2012-13-14
SHERWOOD, George (LB)	39	1977-78-79
SHIGEMATSU, Delroy (OL)	73	1977-78-79-80
SHKURENSKY, Mike (DL)	88	1969-70
SHIRLEY, Josh (DL)	91	2014
SILVA, Evan (PK)	56	2021
SILVERMAN, Craig (DL)	91/90	1976-77-78-79
SIMO, Justin (LB)	56	1996-97
SIMIEN, Erik (DE)	91/51	1992-93
SIMMONS, Jimmy (RB)	27	1977
SIMMS, Steve (OL)	78	1983-84-85
SIMPSON, Shannon (DT)	93	1991-92
SIMONTON, Mickey (OL)	52	1977-78
SIMS, Greg (OL)	69	1984-85
SIMS, Scott (QB)	1	1987-88-89
SINGER, Zack (OL)	51	2016-17-18
SKIPWORTH, Shayne (LB)		1970-71
SLACK, Keith (DB)	19	1981-82-83

SLOAN, Sean (OL)	52/70	1980-81-82
SMART, Solomon (DB)	13	2005-06-07
SMALLS, Mike (LB)	48	1991-92
SMELTZER, Toby (DB-WR)	23	1999-2000-01-02
SMITH, A.C. (LB)	25/58	1997-98-99
SMITH, Adonis (RB)	2	2013
SMITH, DeWayne (RB)	29	1984
SMITH, Doug (LB)	40	1975-76-78-79
SMITH, Mac (DL-OL)	96	1996-97
SMITH, Ronnie (RB)	28	2005-06
SNEED, Dalton (QB)	18	2016
SOLORIO, Luis (PK)	13	1989-90
SORENSEN, Trevan (TE)	83	2000-01
SOUDERS, Kalvin (WR)	16	2022
SOUZA, Frank (OL)		1971-72
SPARKMAN, Jordan (DL)	85	2011-12-13-14
SPARKS, Roy (PK)		1975
SPEAKS, Jacob (DB)	31	2015
SPEK, Jeff (TE)	93/88	1979-80-81
SPENCER, Greg (LB-OL)	30/62	1975-76-77-78
SPENCER, Taylor (WR)	21	2011-12-13
SPIGNER, Ken (DB)	2	2011
SPINKS, Sylvester (RB)	39	1975-76
STAGGS, Jay (DB)	42	2003-04-05-06
STALLSMITH, Jean-Hans (DL)	93	1996-97
STALLWORTH, Steve (QB)	10	1983-84-85-86
STANTON, Johnny (QB)	4	2016-17
STARBUCK, Robert (TE)	88	1974-75-77
STARKES, Jim (QB)		1970-71-72
STARKES, Tyrone (LB)	44	1990
STEICHEN, Shane (QB)	9/15	2003-04-05-06
STELLINO, Reeves (LB)	5	1991
STEPHENS, Terrelle (DL)	94	1999
STEVENSON, Mekhi (WR)	2	2016-18-19
STEWART, Dan (DB)	1	1995-96
STEWART, Jeff (OL)	62	1979-81
STOCKHAM, Bob (QB)	11	1992-93
STOLDEN, Irshad (WR)	84	2010
STOTT, Derek (QB)	11	1988-89-90-91
STRAITEN, Aaron (WR)	1	2006-07
STRECKER, Russ (DL)	83	1975-76-77-79
STRONG, Raymond (RB)	21	1976-77
STUBBLEFIELD, Rick (TE)		1996
STUCKEY, DJ (OL)	53	2022
SUGGS, Anthony (DL)	98	1999-2000
SULLIVAN, Marcus (WR)	18	2010-12-13-14
SUMMERS, Frank (RB)	4	2007-08
SUNIA, James (LB)	43	1998-99-2000
SUTTON, Chameion (DB)	21	2001-02
SWALL, Bill (LB)		1972
SWEENEY, Tom (OL)	64/63	1986-87
SWEENEY, Stephen (WR)	85	2015
SWENSON, Andy (PK)	34	1983

T



TRANTOMANAS

TAFUA, Isaiah (DT)	93	2004-05
TAGOAI, Will (CB)	28/8	2003-05
TANTUM, Ryan (OL)	61	2019
TAUALA, Jeremiah (LB)	37	2015
TAUMUA, Malo (DL)	93	2007-08-09
TAUTOFI, Desmond (DL)	98	2011

TAYLOR, Jon (LB)	48	1984-85
TAYLOR, Larry (DL)	91	1980
TAYLOR, Morris (TE-LB-DE)	86/96	1990-91-92-93
TAYLOR, Ray (WR)	1/82	1982-83-84
TAYLOR, Rod (DB)	42	1983-84-85-86
TEELE, James (DB)	23	1997-98
TEIXEIRA, Andre (DB)	38	1996-97-98
TEJCHMAN, Drew (WR)	11	2017-18-19
TELLIARD, Tim (LB)	41	1980-81
TERRELL, Tony (OL)	70	1999-2000-01-02
TESORO, Sean (OL)	63	2009-10-11
TEVASEU, Martin (DL)	68	2008-09
THAYER, Jim (PK)	3	1972-73-74
THERREL, John (DB)	15/45	2010-11
THOMAS, George (WR)	3	1984-85-86-87
THOMAS, Jabbar (DB-RB)	30	1992-93-94-95
THOMAS, Jason (QB)	2	2000-01-02
THOMAS, Kevin (CB)	28	1998-99-2000-01
THOMAS, Larry (DB)		1988
THOMAS, Lexington (RB)	3	2015-16-17-18
THOMAS, Mike (RB)	22	1973-74
THOMAS, Reese (LB)	58	1990-91-92
THOMAS, Rico (DB)	26	2007
THOMAS, Terry (OL)	75	1973-74
THOMPSON, Demond (WR)	80/3	1991-92-93
THOMPSON, Fred (LB)	10	2022
THOMPSON, Hank (LB)	45	1984
THOMPSON, Imari (RB)	30	2009-11-12
THOMPSON, Jim (DB)		1968-69
THORNS, Henry (WR-DB)	28	1979-80
TILLMAN, Ryan (DB)	29	2006-07-08-09
TINOISAMOA, Mike (LB)	59	2003
TOLEDO, Kea (OL)	69	2005-06
TOLIVER, Floyd (WR)		1972
TOMLINSON, Allan (DB)	30	1978-79-81
TOOHEY, Jason (WR)	80/88	1995-96-97
TOOMER, Kyle (RB)	23	1988-89
TORRES, Art (OL)		1969-70
TOWNES, Tiger (DT)	99/56	1992-93
TRAMMELL, Justin (OL)	73	1995
TRAMONTANAS, Peter (TE-C)	89/61	1998-99-2000-01
TRAPPS, Les (OL)	71	1977-78
TRAVERS JR., Robert (DL)	57	2005-06
TRICKEY, Travis (LB)	52	2009-10
TRIGG-WRIGHT, Amani (OL)	60	2019-21-22
TRIO, Sam (DL)	95	1976
TROSCLAIR, Elijah (WR)	82	2016-18
TROSI, Larry (DB)		1969-71
TROTTER, Channing (RB)	32	2007-08-09-10
TUCKER, Jimmy (WR)	86	1979
TUCKER, Ken (DB)	25	1987
TUCKER, Tyrone (LB)	52	2002
TUILOMA-VA'A, Eric (DB-LB)	13	2010-11-12-13
TUITASI, Tavai (DL)	20	2020-21
TURNAGE, Aldwin (DT)	94	1991-92-93-94
TURNER, Nate (WR)	6	1999-2000
TURNER, Scott (DB)	10/6	2002-03
TYLER, P.J. (LB)		1994

U



UMUOLO

UASIKE, Kolo (DL)	94	2017-18-19-20-21
UMUOLO, Reggie (LB)	49	2010

V



VEREEN

VACCARO, Steve (LB)	48	2003
VAEFAGA, Sao (DL)	64	1977-78
VAESAU, Siuea (DL)	48	2013-14
VALLES, Ron (OL)	64	1982
VALLINE, Jim (DL)	68	1968-69
VALMORE, Mark (RB)	26	1992-93-94-95
VALOAGA, Jeremiah (DL)	94	2012-13-15-16
VAN HORNE, Rick (DB)	9	1982-83
VAN HOUTEN, Gary (QB)	16	1974-75-76
VAN NESS, Greg (QB)	15	1977
VAN OVER, Jamiel (LB)	51	2005
VANNUCCI, Anthony (RB)		1989
VARGAS, Mark (DL)	93	1975
VARGAS, Pete (OL)	53	1982
VARON, George (LB)	45	1986-87
VAUGHAN, Jason (QB)	10	1999-2000
VEA, George (LB)	53	2006
VEA, William (FB)	37	2011-12
VEA, Peni (DB)	42	2012-13-14-15
VEREEN, Henry (RB-WR)	34	1975-76-77-78
VICTOR, Mychal (DB)	33	2021
VIDAL, Anthony (TE)	88	2010-11
VIÑAL, Matt (DB)	20	2013-14
VIRAMONTES, Vic (LB)	10	2019-20-21
VITALE, Tumua (DB)		1998

W



WHITMORE

WADE, Dan (OL)		1973
WADE, Fred (LB)	38	1985
WAGERS, Shane (OL)	75	1999-2000-01
WALDEN JR., Davone (DB)	37	2021-22
WALKER, Leon (RB)	21	1978-79
WALKER, Marc (DB)	14	1988-89
WALKER, Mike (LB)	66/49	1980-82
WALKER, Rashad (RB)	34	2018
WALKER, Tyrone (LB)	33	1984-85
WALLS, LaKeith	20	2013-14-15-16
WALLACE, Genel (QB)	15/16	1982-83
WALRATH, Preston (OL)	68/65	1989-90
WALSH, Biaggio Ali (RB)	29	2019

ALL-TIME LETTERMEN



WALSH, Gentry (LB)	55	1982-83-84-85
WALTERS, Ray (DB-RB)	20	1988-89-90-91
WARE, Johnny (RB)		1978
WARE, Len (WR)	3	1996-97-98-99
WASHINGTON, Calvin (DB)		1971
WASHINGTON, Garey (RB)		1970-71
WASHINGTON, Jan (DB)	35	1983-84
WASHINGTON, Keith (LB-DE)	39/56	1991-92-93-94
WATERMAN, Robert (OL)	79	2011-12-13-14
WATKINS, Bruce (OL)	76	1974-75
WATKINS, Kyle (TE)	44	2009-10-11
WATSON, Adrian (DE)	99	2000-01
WATSON, Donnis (DB)	21	1974-75
WATSON, Kyle (PK-P)	37	2007-08-09
WATTERSON, Shane (OL)	71	2009
WATTS, Isaac (DL)	90	2004-05
WEBSTER, Jermaine (DB)	23	1992-94-95-96
WEDERQUIST, Nate (DB)	19	2004-05
WEIMER, Jeff (WR)	6	2022
WEISBARTH, Brian (DL)	90	1981
WELCH, Robert (TE)	85	1988-89
WELDING, Pat (DB)		1971
WELTER, Ryan (LB)	53	2004
WENIGER, Justin (LB)	97	2000-01
WESLEY, Malik (WR)	83	2019
WESLEY, Narcus (CB)	25	2005
WHEATON, Donell (WR)	81/9	2003-04-05
WHITE, Anthony (LB)	41	2007
WHITE, Anthony (LB)	46	2010
WHITE, Chris (DT)		1993
WHITE, David (QB-TE)	10	1993-94-95
WHITE, Javin	16	2016-17-18-19
WHITE, Malcolm (LB)	44	1986-87
WHITE, Mike (WR/RB)	21	1993
WHITE, Ricky (WR)	11	2022
WHITE, Thumper (DB)		1979
WHITELY, Keith (RB)	28	2013-14-15
WHITEMAINE, Mike (DE)	87/81	1972-73-74-75
WHITMORE, Dennis (OL)	75	1993-94-95-96
WHITTAM, Adam (LB)	49	1984
WIDDERS, Daniel (DL)	91	2004
WIDE, Eddie (RB)	34	1986
WILBORN, Kylan (LB)	8	2021
WILEY, Charles (LB)	80	1983-84-85-86
WILLIAMS, Allen (OL)	62	1999
WILLIAMS, Alphonso (LB)	32/66	1976-77-78-79
WILLIAMS, Anthony (WR)	6	2012-13-14-15
WILLIAMS, Charles (RB)	8	2016-18-19-20-21
WILLIAMS, Damon (WR)	8	1995-96-97-98
WILLIAMS, Darran (RB)	34	2019
WILLIAMS, Elex (DB)	40	1981-82
WILLIAMS, George (WR)	14/3	1985-86
WILLIAMS, Jamie (WR)	80	1987-88
WILLIAMS, Jarrae (DB-LB)	23	2022
WILLIAMS, Jonavaughn (DB)	31	2013-14
WILLIAMS, Keith (LB)	48	1986-88
WILLIAMS, Kris (DB)	17	2022
WILLIAMS, Kyle (WR)	1	2020-21-22
WILLIAMS, Matt (OL)	71	2002-03
WILLIAMS, Mike (OL)	79	1996
WILLIAMS, Myron (OL)	72	1989-90
WILLIAMS, Nick (WR)	10	2022
WILLIAMS, Nohi (CB)	2	2021-22
WILLIAMS, Tony (DB)	25	1977
WILLIAMS, Reggie (LB)	58	1981
WILLIAMS, Richard (QB)	10	1987-88
WILLIAMS, Shelvion (WR)	83	2003-04-05
WILLIAMS, Trent (DB)	43	2003

WILLIS, Brandon (DL)	92	2014
WILLIS, Greg (DL)	65	1974-75
WILLS, Matt (RB)	32	1991
WILLS, Rickie (WR)	3	1988-89
WILSON, Fred (DB)	24	2012-13-14-15
WILSON, George (OT)	74	1992
WILSON, Jayvaun (RB)	20	2022
WILSON, Shanga (LB)	36	2000-01
WILSON, Shannon (RB)	38	1991-92-95
WILY, Salanoa-Alo (DL)	92/42	2015-16-17-18
WINDMON, Jacoby (DL, LB)	35/4	2019-20-21
WISE, Doc (LB-DL)	93	1986-87-88-89
WOFFORD, James (RB)	33	1997-98-99-2000
WOLFE, Ryan (WR)	88	2006-07-08-09
WOODLY, David (WR)		1970
WOODS JR., Darren (WR)	10	2016-17-18-19
WOODS, Darnell (WR)	81	1985-86
WOODS, Elbert "Ickey" (RB)	30	1984-85-86-87
WORTHEN, Rusty (LB)	50	2007-08
WORTHEN, Ryan (FB)	46	2005-06-07-08
WREN, Aulney (DB)	19/7	1984-85-86-87
WREN, Thomas (OL)	72	2010
WRIGHT, Eric (DB)	21	2006
WRIGHT, Larry (DB)		1971-72
WRIGHT, Lee (LB)		1968
WYNN, Jamal (DB)	36/19	1999-2000-01-02




YOUNG, T.

YI, Champ (LB)	96	1998
YOUNG, Bruce		1968
YOUNG, Clint (WR)		1982
YOUNG, Renard (DB)	37	1983
YOUNG, Terrence (LB)	58	2001-02-03-04
YOUNG-HUMPHREY, Jordan (RB)	29	2022
YUNKER, Logan (P)	45	2013-14-15



ZACZEK

ZACHARIA, Joe (LB)	38	1989-90
ZACZEK, Jon (C)	67	1994-95-96-97
ZAHER, Jack (LB)	37	1974
ZEIGLER, Warren (DB)	21	2009
ZEON II, Shelton (TE)	88	2019-20-21-22
ZACHARIA, Joe (LB)	38	1989-90
ZACZEK, Jon (C)	67	1994-95-96-97
ZAHER, Jack (LB)	37	1974
ZEIGLER, Warren (DB)	21	2009
ZEON II, Shelton (TE)	88	2019-21
ZEPEDA, Antonio (DL)	49/87	2014-15-16
ZISMANN, Doug (OL)	64	2009-10-11-12





ALL-TIME ASSISTANTS

NAME (Alma Mater, Graduation Year) POSITION(S) YEAR(S)



ABAJIAN 1979-81

-A-		
ABAJIAN, Rich (UNR, 1975)	DB	1979-81
ALCALDE, Vince (Boise State, 1989)	OC/OB	2002-03
ALEXANDER, DeVaughn (USC, 1995)	WR/OB	1998, 2000-02, 2023-SA
ANAE, Robert (BYU, 1986)	OL	1997-98
ANDERSON, Jim (U.S. International, 1970)	RB	1974-75
ASHCRAFT, Austin (Humboldt State, 2016)	GA	2021-22
AULT, Chris (UNR, 1968)	DB/WR	1973-74

-B-		
BABERS, Dino (Hawaii, 1983)	RB/ST	1988-89
BAER, Kent (Utah State, 1973)	DC/LB	2015-17
BARBER, Kurt (USC, 1992)	LB/ST/DL	2005-07
BARNSON, Roger (Arizona State, 1961)	DB	1968-72
BARRY, Joe (Southern California, 1993)	LB	1999
BAUMGARTNER, Scott (Pacific, 1988)	RB	2020-22
BAYNE, Bruce (UNLV, 1979)	GA	1983
BEHRNS, Pat (Dakota State, 1972)	OC/OB	1992-93
BELL, Robbie (Louisville, 2021)	GA	2023-SA
BELL, Rex (UNR, 1963)	DL	1978-82
BELL, Rodney (CS Fullerton, 1980)	OC/OL	1987-89
BELZER, Jake (Oregon, 2021)	GA	2022
BENDER, Mike (Arkansas, 1969)	OL	1992-93
BERNARDI, Gary (CS Northridge, 1976)	TE/OT	2005-09
BERRY, Todd (Tulsa, 1983)	OC/OB	2007-09
BORAS, Rob (DePauw, 1992)	OC/OL	1999-03
BRADESON, Mike (Boise State, 1981)	DC/DB/RC/LB	1996-09
BRAY, Craig (UNLV, 1975)	WR	1975
BRIGGS, Bill (Oregon, 1977)	LB	1982
BRINDISE, Noah (Florida, 1997)	OC/OB	2005-06
BROOKS, Rhett (Murray State, 2009)	GA	2009-11
BROWN, James (Oregon, 2018)	GA	2021-SA
BROWN, Eric (Fresno State, 2010)	OLB	2018-19
BRUNO, Michael (Saint Lawrence, 2009)	ILB	2022
BUFF, Haskel Gray (Southern Utah, 1991)	GA	1993-94
BURATTO, Steve (Idaho, 1966)	DC	1976-79
BURKETT, Travis (St. Mary's, 2002)	RB/ST	2017-19
BYERS, Dan (Stanford, 1993)	GA	1995-96
BYWATERS, Clayton (Springfield College, 1955)	ST	1973-75



COTTLE 1984-1993

-C-		
CABLE, Tom (Idaho)	OL	1991
CAMINITI, Chris (Southern Conn. St., 1992)	GA	2000
CAPEHART, Tahj (Maryland, 2021)	GA	2022
CARDER, Doug (UNR, 1966)	DL/LB	1968-76
CHRISTIAN, Jamie (Central Washington, 1999)	RB	2015-16
CHURA, John (Purdue, 1965)	WR	1973-74
CINKOVICH, Kris (Carroll College, 1984)	WR	2004-09
CISKOWSKI, Tom (Cameron, 1977)	OL	1988-89
COOPER, Ron (Jacksonville State)	DC	1990
CORMIER, Cedrick (Colorado, 2002)	WR	2010-19
COSH, Chris (Virginia Tech)	LB	1990
COTTLE, Terry (St. Mary's, 1980)	TE/RB/RC/OB/WR	1984-93
COTTON, Barney (Nebraska, 1983)	OC/TE	2015-18
COTTON, Ben (Nebraska, 2012)	GA	2015-16
COX, C.J. (UNLV, 2012)	GA	2013-14
CRUICKSHANK, Tom (Utah State, 1966)	DC/DB	1976-81

-D-

DAHLOQUIST, Gene (Arizona, 1965)	OC/OB	1999
DALLIMORE, Fred (UNR, 1966)	GA	1969-71
DAMERON, Kim (Arkansas, 1983)	DB	1992
DANIEL, Bill (UNR, 1963)	OL	1968-71
DASTE, Dominic (Washington, 2001)	RB	2010-14
DAVIS, Akeem (Memphis, 2019)	CB	2023-SA
DAVIS, Reggie (Washington, 1998)	RB	2005-07
DeLUCA, Joe (Montana, 1955)	DL/ST/LB/RC	1986-89
DEWS, Tony (Liberty, 1997)	LB	2006
DOLEZAL, Gib (Panhandle State, 1972)	GA	1973
DREVNO, Tim (Montana State, 1992)	RB	1998
DUNCAN, Spencer (Alabama, 2015)	GA	2021-22

-E-

EDWARDS, Earl (Wichita State)	DL	1981
EGGEN, Stan (Moorhead State, 1977)	LB/DE/DC	1991-92, 1994-95
EMBREE, Taylor (UCLA, 2011)	GA	2013
EMPEY, Mike (BYU, 1995)	TE	1997-98
ESPINOZA, Eric (Southern California, 1998)	GA	2001

-F-

FERRILL, Carl (New Mexico Highlands, 1969)	OC/RC/DB/OB	1984-87
FERRITER, Mike (Montana, 2009)	GA	2010-12
FIFITA, Ofa (Sacramento State, 2015)	GA	2019
FILAN, Doug (Idaho)	WR	1979-81
FILIMOEATU, Bojay (Utah State, 2012)	DL	2022
FORD, Cornell (Toledo, 1991)	RB	2023-SA

-G-

GALLIA, Joe (UNLV, 1973)	ST (VOL)	1982
GARCIA, Cristian (Florida, 2017)	GA	2018-19
GARCIA, Julio (UNLV, 2020)	GA	2023-SA
GARRISON, John (Nebraska, 2003)	OL	2015-17
GERMER, Chad (Montana, 1993)	OL	2010-14
GILBERT, O'Neill (Texas A&M, 1989)	LB/DL	1992-94
GRAY, Michael (Oregon, 1984)	DL	2010-14
GREEN, Cody (Tulsa, 2012)	GA	2015-17
GREGORAK, Ty (Colorado, 2001)	LB	2010
GRZYBOWSKI, Ron (North Carolina)	GA	1971-72
GUSTAFSON, Ron (Eastern Illinois, 1972)	WR	1975
GUY, Brent (Oklahoma State, 1983)	LB	2010

-H-

HAFFNER, George (McNeese State, 1967)	RB	1993
HAGEN, Steve (Cal Lutheran, 1983)	OC/WR/OB	1991-92, 1994-95
HANSEN, Peter (Arizona, 2001)	DC	2020-21
HARVEY, Nick (Texas A&M, 2018)	GA	2021
HAUCK, Tim (Montana, 1990)	DC/CB	2013-14
HAYWARD, Chris (UNLV, 2002)	GA	2002-03
HEDRICK, Harry (Cal Lutheran, 1978)	WR	1982
HEYWARD, Keith (Oregon State, 2000)	DC/CB	2022
HILL, Pat (UC Riverside, 1974)	OC/OL	1981-82
HIMEBAUCH, Jonathan (USC, 1997)	GA/OL	2000-01, 2004
HOFFMAN, Brad (Cal Lutheran, 1978)	K	1985-89
HOLT, Nick (Pacific, 1985)	LB	1988-89
HOLZ, Nick (Colorado, 2006)	Co-OC/OB	2022
HOOVER, Dave (CS Los Angeles)	OL	1983-86
HORTON, Jeff (UNR, 1981)	RB	1990-91
HUBBARD, Joe (UC San Diego, 1982)	RC/OFF	1999-01
HUNDLEY, Tim (Western Oregon State, 1974)	ILB	2012-14

-I-

IRVIN, Matt (Oregon State, 1992)	GA	1997-98
IRVIN, Steve (UNLV, 1999)	LB	2018-19

-J-

JACKSON, John (New York, 1956)	OC/RB	1999-2004
JASTRAB, Bob (Miami-Fla.)	GA	1993-94
JENNINGS, Clay (North Texas, 1997)	CB	2021
JOHNS, Steve (Occidental, 1991)	GA/OL	1999-2004
JOHNSON, Doug (Nebraska)	LB/DL	1976-80
JUSTICE, Garin (West Virginia, 2006)	OL	2018-19

-K-

KADOICH, Steve (UCLA, 1974)	WR/RC/DB	1984-88
KARMELOWICZ, Bob (Bridgeport, 1972)	DL	1982
KAUHAHAA, Chad (Utah, 1995)	DL	2020-21
KEENAN, Larry (LaVerne, 1967)	OC/OB/RB	1973-75
KENNEDY, Don (UNLV)	GA	1972
KETTLEA, Pete (UC Riverside, 1961)	WR	1989
KRAUSE, Johnathan (Vanderbilt, 2014)	WR	2021-22
KREITLER, Will (UNLV, 2017)	GA	2018-19



LINEHAN 1991

-L-		
LAMB, Barry (Oregon, 1978)	LB/DB	1982-85
LaRUSSA, Andy (Southern Utah, 2002)	GA/ST	2007-08, 2015-17
LATHROP, Kit (Arizona State, 1978)	DL	1982
LEACH, Steve (Troy State, 1992)	WR/DB	1999-02
LEES, Greg (Northwest Missouri State, 1982)	LB/RC	1994-96
LINEHAN, Scott (Idaho, 1986)	OB	1991
LOCKWOOD, David (West Virginia, 1989)	CB	2017
LOGO, Ricky (North Carolina State, 1992)	DL	2023-SA
LOMBARDI, Mike (Hofstra, 1981)	RC	1982-83
LONGSHORE, Nate (Cal, 2006)	TE	2021-SA
LOVETT, John (C.W. Post, 1973)	DB	1993
LOWRY, John (Northern Arizona, 1956)	OL	1978-81

-M-

MADISON, Dave (Bluefield State, 1964)	GA	1973
MAGAZU, Damon (Easter Carolina, 2013)	S	2020-SA
MAGBANUA, Phil (UC Santa Barbara, 2000)	GA	2004
MARION, Brennan (Tulsa, 2009)	OC/OB	2023-SA
MASON, Darryl (Arkansas, 1982)	TE	1993
MATTHEWS, Mickey (Montana State)	GA	1970-71
McDANIEL, Al (UNR)	RB	1971-72
McGEE, Garrick (Oklahoma, 1996)	WR	2003
McGUFFEY, Marty (Northern Colorado)	DL	1975
McINERNEY, Jeff (Slippery Rock, 1982)	DC	1999
McMAHON, Greg (Eastern Illinois)	TE	1990-91
McNEILL, Ruffin (East Carolina, 1980)	DC/LB	1997-98
MIMS, Ron (Washington State, 1973)	DB	1982-83
METZ, Brian (Notre Dame, 2013)	GA	2019-20
MOHNS, Greg (Baker University, 1971)	RC	1982
MONTGOMERY, John (Oklahoma State, 1977)	RB	1987
MURPHY, Greg (Pacific, 1985)	GA	1987
Murray, Tynan (Western Illinois, 2013)	GA	2016
MYERS, Brent (Eastern Washington, 1982)	OC/TE	2010-14

-N-

NIUMATALOLO, Ken (Hawaii, 1989)	TE	1999-01
NORCROSS, Cameron (UNR)	OL	2020
NORDQUIST, Tom (Oregon State, 1993)	TE/RB/OT/WR	1994-97
NUNNELLY, Wayne (UNLV, 1975)	RB	1982-85

-O-

O'BRIEN, Scott (Wisconsin-Superior, 1982)	LB	1983-85
O'DELL, Ron (Chico State, 2001)	OB	2015-19
ORLOFF, David (Fresno State, 2015)	GA	2015-17
OTTON, Brad (USC, 1997)	OB	2004
OWENS, Bob (Fresno State, 1959)	DC/LB/K	1982-84

-P-

PAGANO, Chuck (Wyoming, 1984)	DC/DB	1990-91
PAOPAO, Jordan (San Diego, 2008)	TE/ST	2020
PAPALII, Sam (San Jose State, 1979)	DL	1997-98
PATTERSON, Andre (Montana, 1983)	DL	2008-09
PAULSON, Craig (Montana, 1987)	DC/DE/OLB	2010-14
PELTZER, Pete (Pittsburgh State, 1976)	OL	1990
PHENICIE, Rob (Memphis, 1989)	OC/OB	2010-14
POLLARD, CJ (USC, 2021)	GA	2023-SA
PODEWELL, Jim (Chico State, 1994)	GA	1997-98
POPE, Kenith (Oklahoma, 1976)	RB	2008
PRESTON, Buzz (Hawaii, 1982)	OC	1998
PRICE, Bob (Cal Poly Pomona, 1978)	DC/LB/ST/DB	1986-89

ALL-TIME ASSISTANTS



-R-

RANDALL, Johnathan (Rocky Mountain College)	GA	1987
REA, Donnie (San Diego State, 1972)	DE	1993
READOUT, Ralph (Ohio, 1953)	DB	1973
REGULA, Ronnie (Miami, 2015)	GA/TE	2017-19
REYES, Gil (UC Santa Barbara, 1973)	TE	1987-89
RIDER, Mike (Montana State, 2012)	GA	2012-13
RITA, Adam (Boise State, 1970)	WR	1976-78
ROBINSON, David (Long Beach State, 1987)	TE	2002-04
ROGGEMAN, Rock (Notre Dame, 1985)	DL	1990-92
ROMERO, Randy (Sacramento State, 1979)	GA	1984-85
ROSENBACH, Timm (Washington State, 1985)	OC/QB	2013-14
ROSS, Robin (Washington State, 1977)	LB	2011

-S-

SAMUEL, Terrance (Purdue, 1995)	WR	2020
SAMUEL, Tony (Nebraska, 1981)	DL	2016-19
SANFORD, Mike (Boise State, 2005)	GA	2005-06
SAUNDERS, Joe (UNR, 1982)	RB/ST	1994-96
SCHERER, Mike (Missouri, 2016)	DC/LB	2023-SA
SCHUHMAN, Scott (Tulsa, 1966)	DL	1975-80
SEUMALO, Joe (Hawaii, 1995)	OL	2015
SEWARD, Tom (Eastern Illinois, 1979)	OL/DL	1986-89
SHARRAR, Ken (Long Beach State, 1984)	DL	2005
SHEALY, Vic (Richmond, 1984)	DC/S	2005-08



**SNYDER
2003-04**

SHIBEST, James (Arkansas, 1998)
SHIVERS, Roy (Utah State, 1974)
SIDWELL, Steve (Colorado)
SIMMONS, Al (CSI Hayward, 1987)
SKIPPER, Tim (Fresno State, 2011)
SMELTZER, Ron (Westchester State, 1967)
SMITH, DeAndre (Missouri State, 1990)
SMITHTON, Drake (Emporia State, 2016)
SNYDER, Bruce (Oregon, 1963)
SPURLOCK, James (Tarleton State, 1986)
SQUIRES, Scott (Pacific Lutheran, 1988)
STAGGS, Jay (UNLV, 2007)
STEICHEN, Shane (UNLV, 2007)
STEPHENS, Gary (College of Idaho, 1976)
STEWART, Randy (Boise State, 1981)
STUBBS, Charlie (BYU, 1978)
STUGART, Jed (Northern Colorado, 1994)

-T-

TANARA, Al (Tennessee, 1966)	OC/OL	1982-85
THERRELL, Dennis (Tennessee Tech 1978)	LB	2007-09
THOMAS, Glenn (Texas Tech, 1998)	OC	2020-21
THOMPSON, Kenwick (Harding, 1992)	LB	2020-22
THOMPSON, Jim (UNLV)	GA	1971
TOMLICH, Larry (Bethany College, 1984)	RC	1992
TORRES, Art (UNLV)	GA	1972

-U-

UPERESA, Keith (BYU, 1984)	OL	2005-09
----------------------------	----	---------

STC	2023-SA
RB	1976-81
DC/DE/LB	1974-75
S	2018-19
DC	2018-19
OL	1971-72
RB	2009
GA	2018
TE/HB	2003-04
DL	1995-96
WR	1990, 1995
GA	2012-14
GA	2008-09
GA	1986-87
DB	1994-96
OC/QB	1996-97
LB	2009-11

-V-

VALENTIN, Anthony (UNR, 1995)	GA	1995-96
VANCE, Vice (Oklahoma State, 1990)	OL	2023-SA
VERBLE, Adam (Loras, 1997)	GA	2002-03

-W-

WAGNER, Denny (Utah, 1979)	OL	1982
WALLACE, Genet (UNLV, 1986)	GA	1985-86
WATSON, Tre (Washington, 2014)	CBs	2020
WATTS, Ricky (Tulsa, 1978)	LB/WR	1991-93
WEBER, Mark (Cal Lutheran, 1980)	OL	1994-96
WEDERQUIST, Craig (Drake, 1984)	DL	2000-04
WEEMS, Don (Long Beach State)	DC/LB/DL	1983-87
WHERRITT, Kirk (Wisconsin-Milwaukee, 2004)	GA	2005-07
WHITE, Brian (Harvard, 1986)	QB/RB/WR	1990-92, 1994
WHITE, Chris (Colby College, 1990)	LB/ST	1997-98
WHITSITT, Randy (CS Northridge, 1973)	QB/WR	1982-86
WILLIAMS, J.D. (Fresno State, 1990)	DC/DB/CB	2010-12, 2015-16
WOMMACK, Dave (Missouri Southern St., 1978)	DC/LB	1992-93
WOODLIEF, Doug (Memphis State)	LB	1981
WOODS, TJ (Azusa Pacific, 2002)	OL/Co-OC	2021-22

-Y-

YARBER, Eric (Idaho, 1995)	WR	1997
----------------------------	----	------

-Z-

ZIMMER, Vince (Wyoming, 1964)	DC	1973
-------------------------------	----	------



**WILSON
1982-86**

HEAD STRENGTH COACHES

AUSTIN, Dan (Newberry College, 1981)	1991-92
BELTON, Keith (Syracuse, 2003)	2015-16
FISH, Jeff (Western Carolina, 1989)	2023-SA
FYLE, Matthew (North Georgia, 2016)	2020-22
GERBER, Mike (Maine, 1981)	2010-13
GRIECO, John (Florida, 1995)	2006-09
HOHN, Eric (Oregon, 1982)	2014
MANUEL, Sean (Columbia College, 1997)	2017-19
PHILIPPI, Mark (Montana Tech, 1986)	1993-05
REYES, Gil (UC Santa Barbara, 1973)	1987-90
WILSON, Tim (Nebraska, 1981)	1982-86



**"PUCH"
1988-2015**

HEAD EQUIPMENT MANAGERS

BROWNING, Floyd	1974-79
CHIN, Larry	1980-82
CHURA, John (Purdue, 1965)	1973
CORBETT, Jake (South Carolina, 2004)	2022-SA
DALLIMORE, Fred (UNR, 1966)	1971-72
HEWITT, Josh (Avila University, 2012)	2020-21
KOHRST, Quintin (Adams State, 2021)	2022
O'NEIL, Dave	1983
PUCCIARELLI, Paul (Citrus CC, 1972)	1988-2015
RUTLEDGE, Rocky (TCU, 1998)	2016-19
VALENZUELA, Pete (Arizona State, 1950)	1984-87



**WILSON
1992-2019**

HEAD ATHLETIC TRAINERS

AVILA, Eric (Slippery Rock, 2010)	2020-21
KOCHER, Tom	1982
KOLOSKE, Jerry (West Virginia, 1980)	1983-91
POINDEXTER, Rod (North Carolina St., 1971)	1971-77
RUDD, Dale (CS Northridge, 1976)	1979-81
RYAN, Dennis (New Mexico State, 1974)	1978
TOBLER, R.E. "Doc"	1968-70
WILSON, Kyle (West Virginia, 1982)	1992-2019



**CLARK
1972-80**

FOOTBALL SPORTS INFO. DIRECTORS

ASCHENBRENNER, Joyce (West Virginia, 1975)	1983-89
BENNETT, Bill (Nebraska, 1974)	1982
BETTERTON, Steu	1969-71
CLARK, Dominic (Nevada, Reno, 1971)	1972-80
HAWK, Joe (UNLV, 1978)	1990-91
SHEPPARD, Tommy (New Mexico State, 1991)	1992-93
WALLINGTON, Mark (Florida, 1993)	1994-SA



1974 Staff


DC=Defensive Coordinator
OC=Offensive Coordinator
ST=Special Teams
RC=Recruiting Coordinator
GA=Graduate Assistant



1982 Staff

UNLV PLAYERS SELECTED IN THE NATIONAL FOOTBALL LEAGUE DRAFT

YEAR	PLAYER, POSITION	TEAM	ROUND	CHOSEN WITH
2010	Joe Hawley, OL	Atlanta Falcons	4th Round	117th pick
2009	Frank Summers, RB	Pittsburgh Steelers	5th Round	169th pick
2008	Beau Bell, LB	Cleveland Browns	4th Round	104th pick
2007	Eric Wright, DB	Cleveland Browns	2nd Round	53rd pick
2005	Adam Seward, LB	Carolina Panthers	5th Round	149th pick
	Ryan Claridge, LB	New England Patriots	5th Round	170th pick
2004	Dominic Furio, C	Philadelphia Eagles	7th Round	243rd pick
2002	Anton Palepoi, DE	Seattle Seahawks	2nd Round	60th pick
	Sam Brandon, FS	Denver Broncos	4th Round	131st pick
	Kevin Thomas, CB	Buffalo Bills	6th Round	176th pick
	Ahmad Miller, DL	Houston Texans	7th Round	261st pick
2000	Quincy Sanders, DB	Washington Redskins	5th Round	155th pick
1999	Talance Sawyer, DE	Minnesota Vikings	6th Round	185th pick
1995	Henry Bailey, WR	Pittsburgh Steelers	7th Round	235th pick
1994	Jerry Reynolds, OL	Cincinnati Bengals	6th Round	184th pick
1993	Lonnie Palelei, OL	Pittsburgh Steelers	5th Round	135th pick
1991	Keenan McCardell, WR	Washington Redskins	12th Round	326th pick
1990	Don Odegard, DB	Cincinnati Bengals	6th Round	150th pick
1988	Ickey Woods, RB	Cincinnati Bengals	2nd Round	31st pick
	Charles Dimry, DB	Atlanta Falcons	5th Round	110th pick
	George Thomas, WR	Atlanta Falcons	6th Round	138th pick
1985	Randall Cunningham, QB	Philadelphia Eagles	2nd Round	37th pick
	Tom Polley, DL	Philadelphia Eagles	8th Round	205th pick
1984	Kirk Dodge, LB	Atlanta Falcons	7th Round	175th pick
1982	Todd Liebenstein, DE	Washington Redskins	4th Round	99th pick
	John Higgins, DB	New York Giants	9th Round	240th pick
	Michael Morton, WR	Tampa Bay Buccaneers	12th Round	325th pick
1981	Sam Greene, WR	Miami Dolphins	4th Round	84th pick
	Art Plunkett, OL	Los Angeles Rams	8th Round	216th pick
	Admiral Dewey Larry, DB	New York Jets	9th Round	225th pick
1980	Ron Crews, DE	Cleveland Browns	4th Round	99th pick
	Bob Batton, RB	New York Jets	7th Round	178th pick
	Brett Davis, RB	Tampa Bay Buccaneers	10th Round	275th pick
1979	Aaron Mitchell, DB	Dallas Cowboys	2nd Round	55th pick
	Cleveland Jackson, TE	New York Giants	5th Round	117th pick
	Henry Vereen, WR	Tampa Bay Buccaneers	9th Round	225th pick
1978	Ray Strong, RB	Atlanta Falcons	10th Round	263th pick
1977	Glenn Carano, QB	Dallas Cowboys	2nd Round	54th pick
	Reggie Haynes, TE	Washington Redskins	7th Round	189th pick
	Blanchard Carter, OL	Baltimore Colts	7th Round	193rd pick
1976	Joe Ingersoll, G	Miami Dolphins	7th Round	185th pick
1975	Mike Thomas, RB	Washington Redskins	5th Round	108th pick
	Steve Haggerty, WR	Denver Broncos	10th Round	251st pick
1972	Nathaniel Hawkins, WR	Pittsburgh Steelers	16th Round	403rd pick



Eight-year veteran Joe Hawley was drafted higher than any offensive lineman in UNLV history.

Javin White went from the hometown Raiders to the Jets and then Bears.



JAVIN WHITE
LAS VEGAS RAIDERS



Torry McTyer followed his father, Tim, to the NFL.

REBELS IN THE PROS



2002 second-rounder Anton Palepoi suited up for four NFL teams.




Sam Brandon was a part-time starter in Denver.




Beau Bell was Cleveland's top pick in 2008.



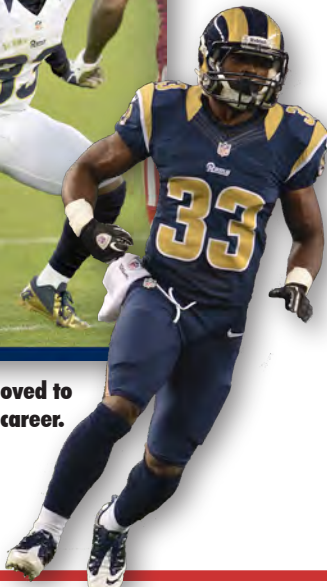
Eric Wright announced his retirement from the NFL in 2014 after seven seasons.



Keenan McCardell, a 12th-round pick, scored two TDs in Super Bowl XXXVII.




Ickey Woods remains the highest NFL draft pick in Rebel history.



DB Quinton Pointer moved to the CFL after his NFL career.



TE Greg Estandia played for both Cleveland and Jacksonville.



Martin Tevaseu played for the Colts in 2012.




Keith Washington helped the Ravens win a world championship in 2000.



K. Thomas



Summers




Bailey


NFL

(Current Team in **BOLD CAPS**)

- Isaako Aitui – Miami Dolphins, New York Jets
- Harvey Allen – Seattle Seahawks
- K.C. Asiodu – New Orleans Saints, St. Louis Rams
- Johan Asjata – Chicago Bears
- Henry Bailey – Pittsburgh Steelers, New York Jets, Buffalo Bills
- Dean Barnett – Denver Broncos
- Bobby Batton – New York Jets
- Beau Bell – Cleveland Browns
- Anthony Blue – Seattle Seahawks
- Brett Boyko – San Diego Chargers, Philadelphia Eagles
- Sam Brandon – Denver Broncos
- Byron Brown – Kansas City Chiefs
- Glenn Carano – Dallas Cowboys
- Artis Carhee – Philadelphia Eagles
- Blanchard Carter – Tampa Bay Buccaneers, Philadelphia Eagles
- Mel Carver – Indianapolis Colts, Tampa Bay Buccaneers
- Ryan Claridge – New England Patriots
- David Clarke – Washington Redskins
- Ron Crews – Cleveland Browns
- Larry Croom – San Diego Chargers, Detroit Lions, Arizona Cardinals
- Ray Crouse – Green Bay Packers
- Randall Cunningham – Baltimore Ravens, Dallas Cowboys, Minnesota Vikings, Philadelphia Eagles
- Charles Dimry – San Diego Chargers, Tampa Bay Buccaneers, Denver Broncos, Atlanta Falcons, Philadelphia Eagles
- Kirk Dodge – Detroit Lions, Houston Oilers, Denver Broncos
- Doug Eischer – Kansas City Chiefs
- Rod Emery – Los Angeles Rams
- Greg Estandia – Cleveland Browns, Jacksonville Jaguars
- Dominic Furio – Philadelphia Eagles
- Tony Gladney – San Francisco 49ers
- Leo Gray – Oakland Raiders
- Nathaniel Hawkins – Houston Oilers, Pittsburgh Steelers
- Joe Hawley – Tampa Bay Buccaneers, Atlanta Falcons
- Reggie Haynes – Washington Redskins, San Diego Chargers
- Wymon Henderson – St. Louis Rams, Denver Broncos, Minnesota Vikings
- John Higgins – New York Giants
- David Hollis – Seattle Seahawks, Kansas City Chiefs
- Alvin Horn – Kansas City Chiefs, Cleveland Browns
- Bob Hulberg – Kansas City Chiefs
- Cleveland Jackson – New York Giants
- Robert Jackson – Baltimore Ravens, Las Vegas Raiders, Cleveland Browns, Indianapolis Colts




Claridge



Carano



A. Mitchell



Wofford



Odegard




Croom



Sawyer

Seward



J. Lotulelei

REBELS IN THE PROS



Liebenstein



G. Thomas



Reynolds



Morton




Palelei




#75 - Dominic Furio




Plunkett



M. Thomas



Hollis




Crews

Cameron Jefferson – Denver Broncos, Chicago Bears
 Keyvan Jenkins – San Diego Chargers, Kansas City Chiefs
 Kirk Jones – New England Patriots, New Orleans Saints, Cleveland Browns
 Marion Knight – Los Angeles Rams
 Darryl Knox – Pittsburgh Steelers
 Admiral Dewey Larry – New York Jets
 Mike Lee – San Diego Chargers
 Todd Liebenstein – Washington Redskins
 John Lotulelei – Dallas Cowboys, Oakland Raiders, Jacksonville Jaguars, Seattle Seahawks
 Keenan McCardell – Washington Redskins, San Diego Chargers, Tampa Bay Buccaneers, Jacksonville Jaguars, Cleveland Browns
 Mike McDade – Cleveland Browns
 Torry McTyer – Washington Football Team, Cincinnati Bengals, Miami Dolphins
 Dan McQuaid – Indianapolis Colts, Los Angeles Rams, Minnesota Vikings
 Ahmad Miller – Houston Texans
 Aaron Mitchell – Dallas Cowboys, Tampa Bay Buccaneers
 Ken Mitchell – Atlanta Falcons
 Aaron Moog – New England Patriots, Cleveland Browns
 Michael Morton – Tampa Bay Buccaneers, Seattle Seahawks
 Matt Murphy – Cincinnati Bengals, Indianapolis Colts
 Teddy Nelson – Kansas City Chiefs
 Don Odegard – Cincinnati Bengals, New York Jets
 Lonnie Palelei – Philadelphia Eagles, New York Jets, New York Giants, Baltimore Ravens, Pittsburgh Steelers, Cleveland Browns
 Anton Palepoi – New Orleans Saints, Arizona Cardinals, Denver Broncos, Seattle Seahawks

Adam Plant Jr. – LAS VEGAS RAIDERS

Art Plunkett – Los Angeles Rams, New England Patriots, St. Louis Cardinals
 Quinton Pointer – Tampa Bay Buccaneers, St. Louis Rams
 Tom Polley – Philadelphia Eagles, Cleveland Browns
 Dustin Quinton – Los Angeles Rams, Cleveland Browns
 Bradley Randle – Minnesota Vikings
 Jerry Reynolds – New York Giants, Dallas Cowboys, Cincinnati Bengals
Armani Rogers – WASHINGTON COMMANDERS
 Ken Rose – Philadelphia Eagles, New York Jets, Cleveland Browns
 Quincy Sanders – Washington Redskins
 Talance Sawyer – Minnesota Vikings
 Ron Scoggins – Seattle Seahawks
 Adam Seward – Indianapolis Colts, Carolina Panthers
 Josh Shirley – Chicago Bears, Oakland Raiders, Tampa Bay Buccaneers
 Johnny Stanton – Cleveland Browns, Minnesota Vikings
 Ray Strong – Atlanta Falcons
 Frank Summers – Buffalo Bills, San Diego Chargers, Pittsburgh Steelers
 Martin Tevaseu – Indianapolis Colts, New York Jets
 George Thomas – Tampa Bay Buccaneers, Atlanta Falcons
 Kevin Thomas – Buffalo Bills
 Mike Thomas – San Diego Chargers, Washington Redskins
 Nate Turner – New Orleans Saints, San Diego Chargers
 Jeremiah Valoaga – Las Vegas Raiders, San Francisco 49ers, Detroit Lions
 Len Ware – Tennessee Titans
 Keith Washington – New York Giants, Denver Broncos, Baltimore Ravens, Detroit Lions, Minnesota Vikings
 Javin White – Chicago Bears, New York Jets, Las Vegas Raiders
 Charles Wiley – Seattle Seahawks
Nick Williams – DENVER BRONCOS
 Reggie Williams – Houston Oilers
 James Wofford – Minnesota Vikings
 Ickey Woods – Cincinnati Bengals
 Eric Wright – San Francisco 49ers, Buccaneers, Detroit Lions, Cleveland Browns
 Renard Young – Seattle Seahawks

Polley



Dimry

BE A REBEL.



REBELS IN THE PROS


CUNNINGHAM HEADS UNLV'S NFL ALUMNI



Still the career passing and punting leader at UNLV, Randall Cunningham left his school as its most accomplished player and went on to become one of the top quarterbacks in NFL history. Before Michael Vick and Donovan McNabb there was Randall. A national figure who broke the racial barrier at his position, Cunningham augmented his cannon arm and booming punting leg by redefining the running ability of a pro quarterback and left as the league's all-time rushing QB with 4,928 yards.

Rising to stardom with the team that drafted him 37th overall in 1985 - Philadelphia - Cunningham went on to play 11 seasons with the Eagles, three with the Vikings, one with the Cowboys and his final two with the Ravens. The four-time Pro Bowl invitee won Most Outstanding Player honors in the 1989 game after leading the NFC to a 34-3 blowout. Joining Johnny Unitas as the only three-time winners of the Bert Bell Award, which goes to the league's top player, Cunningham was also named the NFL Player of the Year in 1998 after leading Minnesota to the league's best record and engineering what was the highest scoring offense in history.

The Las Vegas resident retired, symbolically, as an Eagle, in 2002 and became the first Rebel player inducted into the College Football Hall of Fame in 2016.



Although most famous for his time with the Eagles, Randall Cunningham won NFL Player of the Year honors while leading the Vikings.




USFL (2022-SA)

Clayton Bradley - MEMPHIS SHOWBOATS
Jeremiah Voloaga - MEMPHIS SHOWBOATS

USFL (1983-85)

Glenn Carano - Pittsburgh Maulers
Artis Carhee - Arizona Wranglers
Rodney Goosbury - Washington Federals
Wymon Henderson - Los Angeles Express
John Higgins - Los Angeles Express
Steve Gortz - Denver Gold
Sam Greene - Arizona Wranglers
Darral Hambrick - Boston Breakers
John Higgins - Los Angeles Express
Cleveland Jackson - Arizona Wranglers
Admiral Dewey Larry - Arizona Wranglers
Andrew Lazerus - Oklahoma Outlaws
Michael McDade - Arizona Outlaws
Aaron Mitchell - Los Angeles Express, Arizona Wranglers
Ryan Mullaney - Arizona Wranglers
Dalton Reed - Arizona Wranglers
Jeff Spek - New Jersey Generals
Jimmy Tucker - Los Angeles Express
Reggie Williams - Arizona Wranglers
Renard Young - Tampa Bay Bandits



NFL EUROPE (1991-2007)

Jamaal Brimmer - Berlin Thunder
Mark Byers - Frankfurt Galaxy
Larry Croom - Amsterdam Admirals, Hamburg Sea Devils
Todd Floyd - Frankfurt Galaxy
Marguet Miller - Raleigh-Durham Skyhawks (WLAFL)
Dusty Pearce - Rhein Fire



Larry Croom led the Admirals to the 2006 World Bowl.

REBELS IN THE PROS



A former league MVP and two-time Ironman Award winner, indoor superstar Hunkie Cooper led Arizona to two AFL titles before becoming a coach.



UFL (2010-11)

Casey Flair – Las Vegas Locomotives



XFL (2023-SA)

Brett Boyko – ORLANDO GUARDIANS

XFL (2001)

Todd Floyd – Las Vegas Outlaws
Lonnie Palelei – Las Vegas Outlaws

AFL (1987-2019)

Kofi Banks – San Jose Saber Cats
Beau Bell – Philadelphia Soul, LA KISS, Spokane Shock
B.J. Bell – LA KISS
Anthony Blue – Las Vegas Sting
Chris Bowser – Central Valley Coyotes (AFL2)
Jared Brown – San Jose Saber Cats
Kevin Brown – Green Bay Blizzard (AFL2)
Deriek Charles – Peoria Pirates (AFL2)
Hunkie Cooper – Arizona Rattlers
Joe Critchfield – Boise Burn (AFL2)
Ross Dalton – South Georgia Wildcats, Norfolk Nighthawks (AFL2)
Jon Denton – Las Vegas Gladiators
Ruscharod Dodd-Masters – Spokane Shock, San Jose SaberCats, Stockton Lightning (AFL2), Tri-Cities Fever (AFL2)
Andrew Dubiellak – Shreveport Battle Wings (AFL2)
Charles Ealy – Spokane Shock, Tri-Cities Fever (AFL2), Lubbock Renegades (AFL2), Louisville Fire (AFL2)
Greg Gales – Arizona Rattlers
Randy Gatewood – Arizona Rattlers
Jeremy Geathers – Orlando Predators, Spokane Shock, Chicago Rush
Tim Goins – Orlando Predators
Mike Grant – San Jose Saber Cats
David Hollis – Las Vegas Sting
Alvin Horn – San Antonio Force, Cleveland Thunderbolts
John Hurley – Las Vegas Sting
Carlton Johnson – Albany Firebirds, Anaheim Piranhas, Las Vegas Sting
Rossie Johnson – Iowa Barnstormers
Daniel Jones – Central Valley Coyotes (AFL2)
Nate Kenion – Stockton Lightning (AFL2)
DeJhown Mandley – Bakersfield Blitz (AFL2)
Troy Mason – Dallas Vigilantes, Dallas Desperados, Green Bay Blizzard (AFL2)
Rodney Mazion – Milwaukee Mustangs, Anaheim Piranhas, Las Vegas Sting
Michael McDade – Chicago Bruisers
Leon Moore – Bakersfield Blitz (AFL2)
Joseph Oniwor – Kansas City Brigade (AFL2), Amarillo Dusters (AFL2)
Jameer Outsey - Philadelphia Soul
Quinton Pointer – Baltimore Brigade
Lorenzo "Chuckie" Reed – San Jose Saber Cats, Okla. Wranglers, Portland Forest Dragons, Anaheim Piranhas
Jody Reinoehl – Miami Hooters, Arizona Rattlers
Bobby Stockham – Portland Forest Dragons, Las Vegas Sting
Chameion Sutton – Las Vegas Gladiators
Jason Thomas – Bakersfield Blitz (AFL2)
Peter Tramontanas – Arizona Rattlers
Matt Vinal – Las Vegas Outlaws
Lenny Ware – Las Vegas Gladiators
Doc Wise – Arizona Rattlers, New Orleans Night



CFL

(Current Team in BOLD CAPS)
Waymon Aldridge – Calgary Stampede, Ottawa Rough Riders
Steve Anderson – Edmonton Eskimos, British Columbia Lions, Calgary Stampeders, Birmingham Barracudas, Las Vegas Posse
Charles Anthony – Baltimore Stallions, Calgary Stampeders, Saskatchewan Roughriders
Johan Asiata – Saskatchewan Roughriders
Beau Bell – British Columbia Lions
Anthony Blue – Las Vegas Posse
Brett Boyko - Saskatchewan Roughriders, British Columbia Lions
Clayton Bradley -- Montreal Alouettes
Mark Byers – British Columbia Lions
Brett Davis – Calgary Stampeders
Dominique Dorsey – Saskatchewan Roughriders, Toronto Argonauts
Anthony Drawhorn – Montreal Alouettes, Birmingham Barracudas, Ottawa Rough Riders
Damir Dupin – Ottawa Rough Riders, Winnipeg Blue Bombers
Marvin Eastman – Calgary Stampeders
Jeremy Geathers – British Columbia Lions
Sam Greene – British Columbia Lions, Saskatchewan Roughriders, Toronto Argonauts
Michael Haverly – Toronto Argonauts
David Hollis – Las Vegas Posse
Keyvan Jenkins – Calgary Stampeders, British Columbia Lions
Carlton Johnson – Shreveport Pirates
Andre Jones – British Columbia Lions, Saskatchewan Roughriders
Baiely Laolagi - British Columbia Lions
Admiral Dewey Larry – Ottawa Rough Riders
Terrance Lee – Hamilton Tiger-Cats
Jason Medlock – Calgary Stampeders
Shaquille Murray-Lawrence – Montreal Alouettes, British Columbia Lions
Don Odegard – Toronto Argonauts, Memphis Mad Dogs, BC Lions
Quinton Pointer – Hamilton Tiger-Cats
Bradley Randle – British Columbia Lions
Lorenzo (Chuck) Reed – Shreveport Pirates
Ken Rose – Saskatchewan Roughriders
Jeremi Rudolph – Montreal Alouettes
Jim Sandusky – Edmonton Eskimos
Kyle Saxelid -- HAMILTON TIGER-CATS, Edmonton Elks
Lexington Thomas - Edmonton Elks
Henry Vereen – British Columbia Lions
Leon Walker – Saskatchewan Roughriders
Mike Walker – Hamilton Tiger-Cats

IFL

Jericho Flowers -- Vegas Knight Hawks
Jalen Graves – VEGAS KNIGHT HAWKS,
Nolan Kohorst -- Vegas Knight Hawks
Gabe McCoy – VEGAS KNIGHT HAWKS, Iowa Barnstormers
Dalton Sneed – BAY AREA PANTHERS, Vegas Knight Hawks
Darren Woods -- Vegas Knight Hawks



Murray-Lawrence



Dominique Dorsey was named the CFL's Special Teams Player of the Year in 2008.



Former Rebel receiver Randy Gatewood earned the AFL Ironman Award in both 2003 and 2006.



UNLV FOOTBALL HISTORY

1968



1969-72



1973-74



1975



1976



1977-78



1979-80



1981



1967

May 12
Nevada Southern University names Bill Ireland as the school's first head coach.

1968

September 14
In its first game, Nevada Southern defeats St. Mary's College 27-20 before 8,000 fans at old Cashman Field.

November 23
Nevada Southern suffers its first loss. Cal Lutheran hands the Rebels a 17-13 defeat to end the inaugural season with an 8-1 record.

1969

November 22
The Rebels travel to Nevada, Reno for the first "Big Game." The Wolf Pack beats UNLV 30-28 to claim the first win.

1970

November 26
UNLV wins the second "Big Game" and the John C. Fremont Cannon in the first year the trophy is offered.

1971

September 25
The Rebels face their first major college opponent, losing at Utah State, 27-7.

October 9
UNLV plays its final home game at Butcher Memorial Field, upsetting Santa Clara, 23-14, with two touchdowns in the final 45 seconds.

October 23
UNLV plays its first game at Las Vegas Stadium and falls to Weber State, 30-17.

1972

November 4
UNLV travels to Miami to face the Hurricanes in the fabled Orange Bowl Stadium. Miami celebrates its homecoming with a 51-7 humbling of the Rebels.



The Football Rebels were born in the late '60s.

1973

September 8
Ron Meyer begins his inaugural season as UNLV's second head coach.

September 21
UNLV records its first win over a major college opponent, thrashing Marshall University, 31-9.



College football meets Mr. Vegas

October 13
The Rebels defeat Boise State, 24-19, and become ranked in the nation's Div. II top 10 for the first time in school history.

November 3
Mike Thomas, UNLV's first football All-American, sets one of his nine school records by running for 314 yards in a 41-15 win over Santa Clara.

November 17
Mike Thomas captures the NCAA Div. II rushing title, ending his season with what is still a UNLV school record 1,741 yards.

1974




UNLV's first coach, Bill Ireland

October 19
No. 5-ranked UNLV defeats 4th-ranked Boise State, 37-35, in a battle of the undefeated.

October 23
UNLV climbs to No. 2 in the AP and UPI small college rankings, the highest a Rebel football team has ever been ranked.

November 23
UNLV defeats Idaho State, 31-7, to complete the school's first and only undefeated regular season.



Superstar Mike Thomas

November 30
The Rebels defeat Alcorn State, 35-22, in their first-ever NCAA postseason playoff appearance.



December 7
UNLV makes its first regional TV appearance, playing in the NCAA Div. II semifinals against Delaware in Baton Rouge, La. In the Grantland Rice Bowl, Delaware defeats the Rebels, 49-11, to end UNLV's closest bid for a national championship.

1976

January 10
Tony Knap is named UNLV's third head football coach.

November 27
UNLV travels to Ohio where the Akron Zips defeat the Rebels 27-6 in the NCAA quarterfinals.

December
The Rebels finish the year ranked No. 7 in the nation for Div. II.

1978

September 9
Washington State defeats UNLV, 34-7, in the Rebels' first game at the Div. I level.

October 21
UNLV records its first road victory over a major college opponent, defeating Colorado State in Fort Collins, 33-6.



UNLV FOOTBALL HISTORY



1982-86



1987-89



1990-93



1994-98



1999-04



2005-11



2012-14



2015-19



December 2
UNLV travels to Yokohama, Japan, to meet Brigham Young in the Yokohama Bowl. The Rebels end their first Div. I season with a 28-24 loss to the Cougars.

1980

November 1
The Rebels score a record 72 points in defeating New Mexico 72-7. UNLV also ties school records with 10 touchdowns and nine PATs. Three different running backs rush for more than 100 yards (Morton-146, Jenkins-107, Carhee-102).

1981

October 3
UNLV appears on ABC's Regional Game of the Week for the first time, losing at Wyoming 45-21.

October 10
The Rebels knock off then-No. 8 ranked Brigham Young in Provo, 45-41.



The Chairman and The Coach: Sinatra & Knap

November 28
UNLV records its 100th victory in a 27-20 win at Texas-El Paso.

December 7
Harvey Hyde is named UNLV's fourth head football coach.

1982

October 2
UNLV plays its first Big West Conference game, losing at Pacific 29-27.

November 27
The Rebels close out the 1982 season with their first-ever Big West Conference victory, defeating Cal State Fullerton, 42-23.



Randall Cunningham's number was retired at halftime vs. SMU.

1984

November 24
A 27-13 victory over visiting Fresno State allows UNLV to clinch its first conference championship with a perfect 7-0 record in the PCAA.

December 1
The California Bowl-bound Rebels host 10th-ranked Southern Methodist in the final regular-season game of 1984. Randall Cunningham, who has his No. 12 retired at halftime, becomes only the third NCAA quarterback behind Doug Flutie and John Elway to pass for more than 2,500 yards in three consecutive seasons.

December 15
The Rebels defeat Toledo 30-13 in their first ever major bowl game at the California Bowl in Fresno, Calif.

1985

September 21
UNLV's plays its first game against a Big Ten opponent, losing to Wisconsin 26-23.

1986

April 23
Wayne Nunnely is named UNLV's fifth head football coach.

September 20
UNLV defeats Wisconsin 17-7 before a then-Silver Bowl record crowd of 32,207.



Ickey Woods shuffled his way to the national rushing title in '87.

November 21
Ickey Woods continues his drive toward a national rushing title with a school-record third consecutive 200-yard rushing performance against Pacific.

November 28
Needing 184 yards, Ickey Woods runs for 186 vs. Northern Illinois on national television to become the first UNLV and Big West player to lead the NCAA Div. I ranks in rushing, ending the season with 1,658 yards.

1988

April 24
The Cincinnati Bengals make UNLV's Ickey Woods the 31st pick in the NFL draft, the highest a Rebel football player has ever been selected.



October 1
UNLV plays before the then-largest crowd in its history, 76,398, at Lincoln, Neb. Tenth-ranked Nebraska defeats the Rebels 48-6.



UNLV vs. Wisconsin: the first-ever sellout at an expanded Sam Boyd Stadium.

1968-77

1982-87

1988-95

1996-98

1999-2010

2011-PRES



DIVISION II




1989

September 2

High-powered Houston comes to town and uses its famous run-and-shoot offense to hand UNLV its worst-ever loss, 69-0.

December 23

Jim Strong is named UNLV's sixth head football coach.



1996

July 1

UNLV enters the 16-team Western Athletic Conference only to learn it will face the nation's 25th-toughest football schedule.

August 31

The Rebels open the season before a school-record 106,212 fans at Tennessee's Neyland Stadium -- the 12th-largest crowd ever for an on-campus facility. The Vols, led by QB Peyton Manning and ranked No. 2 in the polls, are the highest ranked team to ever face UNLV and defeat the Rebels 62-3.

1998

November 21

Senior Joe Kristosik is a bright spot during the school's first-ever winless season. The Las Vegas native finishes the year leading the nation in punting with a 46.2-yard average and soon is voted the Rebels' first consensus First Team All-American.



1992

September 12

UNLV begins its 25th season of football.



1993

November 23

Jeff Horton leaves rival UNR to become UNLV's seventh head football coach.

1994

September 17

Senior WR Randy Gatewood sets two major NCAA records in the same game with 23 catches for 363 yards vs. Idaho. The Rebels break six other national or conference records on offense in the 48-38 loss to the Vandals.



Gatewood: Still a NCAA record holder

November 19

The Rebels stun Nevada, Reno, 32-27 to tie for their first Big West championship since 1984 and break a five-game losing streak to the Wolf Pack in the process.

December 15

Appearing in its first bowl game in a decade, UNLV crushes favored Central Michigan 52-24 to win the Las Vegas Bowl III championship on ESPN.



September 7

UNLV hosts Air Force in its first WAC game, losing to the Falcons 65-17.

September 14

40,091 red-clad fans, at the time the most ever to watch a team sporting event in the state, jam Sam Boyd Stadium and its temporary end-zone seating to watch the Badgers defeat the Rebels 52-17.

November 16

UNLV earns its first WAC victory with a stunning upset of visiting SDSU, 44-42. QB Jon Denton continues his assault on the NCAA record books by passing for a national freshman-best 503 yards.

November 23

Although the Rebels fall just short, 31-28, at San Jose State, Jon Denton finishes his amazing rookie year owning 10 NCAA freshman offensive records and 10 other school marks, including most TD passes (25) and most yards (3,591) in a season.

Denton: Fantastic Frosh

1997

October 4

The Rebels meet traditional power USC for the first time in football and lead in the fourth quarter before succumbing in front of 48,404 at the storied Coliseum 35-21. QB Jon Denton reaches 5,000 career passing yards in his 17th game (the second-fastest to reach the mark in Div. I-A history).

October 18

UNLV plays in its first overtime game, falling 20-17 at San Diego State.

1999

July 1

UNLV officially joins the new, eight-team, Mountain West Conference.



September 2

UNLV opens the Robinson Era with a 26-3 Thursday night victory at North Texas, which breaks a school-record 16-game losing streak and 26-game road-losing skein.



Robinson's dream in the desert began with the 1999 season.

September 25

The school plays its first MW game and is drubbed by visiting Utah 52-14.

October 9

UNLV earns its first MW victory by upsetting heavily favored Wyoming 35-32.


2000

June 28

UNLV football boasts two preseason All-Americans for the first time in school history as punter Ray Cheetany (first team) and CB Kevin Thomas (second) are tabbed by Athlon.

September 16

Led by a school-record 31 points in the second quarter alone, UNLV breaks a school-worst 12-game home losing streak, 38-0 over North Texas, for the program's first shutout in 17 years and first at SBS since 1978.



September 30

ABC-TV comes to town for the first time in history to broadcast the Rebels' shocking 34-13 win over Air Force, which also marked the first UNLV home victory vs. a MW opponent.

October 7

UNLV snaps a five-game series losing skid by blasting UNR 38-7 in front of the biggest crowd ever to see the Battle for the Cannon waged in Las Vegas.

October 28

The first-ever Rebels vs. Rebels football game sees UNLV push host Ole Miss into overtime before the SEC power pulls out a 43-40 heart-stopper. Jeremi Rudolph's 17-yard scoring run on the last play of regulation caps off a 99-yard TD march and goes down as one of the most exciting highlights in school history.

December 2

Three different Rebels break the 100-yard rushing mark in the same game for the second time in school history as UNLV holds off host Hawaii, 34-32, to secure a Las Vegas Bowl bid and its first winning season since 1994. Tailback Jeremi Rudolph becomes the first Rebel back to rush for 1,000 yards since Ickey Woods in 1987.



December 21

UNLV improves to 3-0 in bowl games and becomes the only school in Div. I-A with a perfect record with at least three games played by stunning Arkansas 31-14 before an ESPN2 audience and a bowl-record 29,113 fans.

The Rebels finish with the most wins (eight) since 1984. QB Jason Thomas earns MVP honors and John Robinson moves to 8-1 all-time in bowl games, making him the winningest coach in NCAA postseason history (.889).

2001

August 11

UNLV receives 12 points to appear in the Associated Press preseason poll for the first time ever at No. 37. The Rebels later are ranked by Sports Illustrated for the first time at No. 25 while Football Digest slots the team at 24. Quarterback Jason Thomas also joins the preseason lists, showing up as a top 20 candidate for the Heisman Trophy according to Lindy's (10th), Phil Steele's (7th) and CBS Sportsline (18).



August 30

Playing its earliest game in history, the Rebels' immediate rematch with Arkansas unfolds on a humid Thursday night in Little Rock before a national ESPN audience. UNLV dominates the game, holding the Razorbacks to a school-record 114 yards of offense. However, a late fumble allows the Hogs to score a shocking last-minute

game-winning touchdown in a 14-10 final.

September 7

The highest ranked team to come to Sam Boyd since 1994, No. 16 Northwestern breaks UNLV's six-game home winning streak on ESPN, 37-28, in the first Friday game for the Rebels since 1979.

September 14

What was supposed to be UNLV's second consecutive Friday date on ESPN is canceled following the national tragedies of September 11. The game, vs. Colorado State, is postponed until October 20 and the Rebels instead have an unwanted bye week along with all FBS schools.

September 29

The second-biggest crowd to ever watch the Rebels play at Sam Boyd (32,601) braves 100-degree temperatures to see UNLV fail in its best attempt yet to defeat a ranked team at home as No. 20 BYU rallies late to win 35-31 on ABC-TV.

November 17

The Rebels stun Air Force 34-10 before 31,074 at Falcon Stadium and an ESPN+Plus audience, which marks the first time in school history that every game is televised in a season.

2002

April 21

UNLV breaks a 27-year-old school record by having four players selected as part of the NFL Draft, including second-rounder Anton Palepoi going higher than any Rebel since Ickey Woods in 1988.

August 31

The Rebels open the season on ESPN2 by welcoming No. 25 Wisconsin before what was the largest crowd in Nevada history for a team sporting event (42,075). The Badgers lead 27-7 with 7:41 remaining in the fourth quarter when the power (and the lights and national TV broadcast) goes out. The head coaches -- meeting on the darkened field -- agree to call the game over and make the score final as the famous UW band entertains the rowdy crowd.

September 14

UNLV travels to Oregon State to play in the first regular-season college football game to be broadcast by cable's Superstation TBS in longer than a decade. The Beavers dominate and pick up their first win over the Rebels in five all-time meetings, 47-17.

October 5

UNLV downs rival UNR to hand head coach John Robinson his 200th career victory, which includes a successful stint with the NFL.

October 19

Powered by two fourth-quarter defensive touchdowns, UNLV shocks BYU 24-3 to hand Cougar head coach Gary Crowton his first-ever loss at Edwards Stadium.

November 2

Quarterback Jason Thomas' school-record three first-quarter rushing touchdowns help UNLV win its first overtime game in five tries with a wild 49-48 final over Wyoming.

November 16

Despite losing to Air Force 49-32, UNLV shatters all seasonal home attendance records, including averaging 27,582 fans in six games at Sam Boyd.



November 30

Reserve Kurt Nantkes leads the Rebels to a 36-33 upset victory over MW champion and No. 13 Colorado State in Fort Collins. Nantkes hits TE DeJhown Mandley with the game-winning 29-yard TD pass with under a minute left and Larry Croom rushes for 222 yards to help UNLV mark only its second-ever win over a ranked team and first since 1981.

December 10

Sophomore strong safety Jamaal Brimmer is the unanimous Mountain West Defensive Player of the Year after the Las Vegas native leads the league with 17 tackles for loss.



Robinson earned his 200th career coaching victory while leading the Rebels.



UNLV FOOTBALL HISTORY

1969



1970



1973



1976




1979



1983



1985



2003

August 29

Avenging a blowout loss at Toledo one year previous, UNLV opens the season on a special Friday ESPN game and uses two late touchdowns to cap off a 28-18 win over the Rockets in the Rebels' third consecutive opener on national TV.

September 13

UNLV goes to Madison, Wis., and upsets the 14th-ranked Badgers 23-5 in front of the largest crowd to ever see the Rebels win a game (78,043) as the home team goes without an offensive touchdown for the first time since 1995. The win is the program's second straight over a ranked opponent.

September 16

FS Jamaal Brimmer is named FWA National Defensive Player of the Week following perhaps the most dominating performance in school history vs. the Badgers: a 55-yard fumble return for a TD, 11 tackles, 2 quarterback sacks, a forced fumble and his first two career interceptions.

October 4

Downing rival UNR for the fourth straight season, the Rebels move to 4-1 overall to finish their best non-conference record in school history. The following day, UNLV rises to a best-ever 30th in the USA TODAY/ESPN coaches poll (35th AP).

November 4

Jamaal Brimmer is announced as one of a dozen semifinalists for the Jim Thorpe Award, which is annually awarded to the nation's top defensive back.

December 12

Jamaal Brimmer is named First Team All-America by College Football News. Brimmer is also the consensus MW Defensive Player of the Year for the second consecutive season.

2003

January 10

John Robinson serves as head coach of the 79th Annual East-West Shrine Game in San Francisco. Two Rebel players also take part, including RB Larry Croom, who rushes for 63 yards and two TDs on just nine carries.

January 17

RB Larry Croom sets a school record by playing in his third postseason all-star game (Blue-Gray, East-West & Hula) and scores at least one TD in each.

September 5

Playing on a Sunday for the first time ever, UNLV opens the season on national television for a program-record fourth straight year by taking on No. 14 Tennessee before the biggest crowd in school history (108,625). UNLV, which wears its red jerseys on the road for the first time, scores first but falls 42-17 despite Dominique Dorsey's 121 yards on 18 carries to go with 78 kickoff return yards.

September 11

Robinson's Rebels return to the scene of their biggest win and play ranked teams in consecutive weeks for the first time ever in front of 82,071

at Camp Randall Stadium. No. 21 Wisconsin blocks a field-goal attempt that would have given the Rebels a halftime lead and returns it for a stunning score. The Badgers eventually post their first offensive TD vs. UNLV in a span of 10 quarters en route to an 18-3 victory.

October 2

Spoiling the return of UNR coach Chris Ault to the series, UNLV keeps the Fremont Cannon for a school-record fifth straight year by routing the Pack 48-13 before the second biggest crowd (27,596) to watch the rivalry game in Las Vegas. The Rebels, who go 8-8 in the red zone, score their most points in regulation under John Robinson.

October 8

Playing on ESPN2, UNLV's defense forces five turnovers en route to beating BYU in Provo for the second consecutive time. The Rebels improve to 5-1-1 in games played on Friday.

November 6

Playing overtime for the third time in the last seven meetings with Wyoming, UNLV falls to the Pokes for the first time in six years in a wild, three-OT shootout, 53-45, which goes down as the highest-scoring MW game in history. The Rebels play past a first OT for the first time and score four more points in these extra periods (14) than the previous six such games combined (10). The Rebels' 22 penalties are just two short of the NCAA record.

November 20

The John Robinson Era closes after the legendary coach walks off the sidelines at the end of 27 pro and college seasons. Despite the 21-3 loss to San Diego State, he leaves as the school's second-winningest coach with 26 wins in six years. LB Adam Seward's 13 tackles give him a school- and MW-record 435 in his career. Earvin Johnson catches a pass in his Rebel-record 41st straight game as he moves past Damon Williams as the program's all-time leader in receiving yards (2,604). Dominique Dorsey wins the MW rushing title with 1,261 yards.

December 6

Mike Sanford is hired away from MW champion Utah to become the ninth head coach in UNLV history.

December 7

Senior DB Jamaal Brimmer becomes UNLV's fourth two-time All-American in history and first since 1984 when he is honored by The Sporting News (2nd Team) and AP (3rd Team). He goes on to become the third Rebel ever to play in the Senior Bowl as UNLV places at least one player in five postseason all-star games.

2005

September 5

Playing on a Monday for the first time ever, UNLV opens on national television for a school-record fifth straight year by traveling to New Mexico for an ESPN2 Labor Day special. Mike Sanford becomes the first head coach in college history to successfully challenge an officials' call using the new replay system and the move helps the Rebels nearly rally to victory in a 24-22 heartbreaker.

September 10

Sanford earns his first win as a head coach when kicker Sergio Aguayo boots a 41-yarder against Idaho for the first game-winning field goal for UNLV since 1992.

September 14


Senior DE and Las Vegas native Leon Moore becomes the third Rebel gridder in four years to be named a community service All-American when he earns one of only 11 spots on the prestigious AFCA Good Works Team.

October 8

Sergio Aguayo kicks two 52-yard field goals in the fourth quarter, including one with 13 seconds remaining, to give UNLV a 13-10 win over SDSU.




Brimmer




UNLV FOOTBALL HISTORY




1988



1989



1992




1993



1995



1996



2006

December 5

WR Ryan Wolfe is named MW Freshman of the Year after a record-setting rookie campaign. He is the first freshman to lead the league in receiving yards (911) and shatters multiple school and conference marks. Wolfe later becomes the first Rebel to be named to the Football Writers Freshman All-America Team.

2007

September 22

UNLV shuts out a conference opponent for only the second time in history while also breaking an 11-year losing skid in league openers. Powered by Frank "The Tank" Summers' 190 rushing yards, the 27-0 victory was the first over Utah since 1979.

October 13

UNLV hosts its school-record third sellout of the season and the biggest-ever crowd to see it play a conference opponent at home when 38,026 watch BYU win 24-14. UNLV would break multiple attendance records on the year, including playing in front of an average crowd of 29,281.

December 4

LB Beau Bell is named MW Defensive Player of the Year after leading the league with 126 tackles and five forced fumbles to go along with four interceptions. He would become the fourth Rebel ever invited to play in the Senior Bowl and be the first pick of the Cleveland Browns (fourth round) in the NFL Draft.

2008

January 8

OL Matt Murphy becomes UNLV's second player in as many years named to the Football Writers Freshman All-America Team.

January 12

UNLV football sends four representatives to the Hula Bowl all-star game: coaches Mike Sanford, Todd Berry and Vic Shealy and PK Sergio Aguayo.

September 13

In the first-ever meeting between the programs from neighboring states, UNLV travels to Tempe and stuns No. 13 Arizona State 23-20 when Malo Taumua blocks a Sun Devils' field-goal attempt in overtime. It marks the second-highest ranked win in program history and its first OT victory since 2004.

REMEMBERING "THE WONDER OF WACO"



Did it really happen? Did 1999's most memorable play in college football really take place on a muggy Sept. 11 night in Waco, Texas? Did UNLV really pull off something never before done to start 2-0 on the road for the first time in 25 years? Yes. Yes. And, surprisingly – no make that inexplicably, yes.

UNLV made history by becoming the first team to win a college football game on the last play while trailing and without the ball. And it all happened because of one team's intention to run up the score and another team's refusal to allow it.

Host Baylor was leading the Rebels 24-21 with eight seconds left when it ran a rushing play to attempt to score again instead of simply downing the ball to end the game.

After Bears running back Darrell Bush was stood up at the one-yard line by the Rebel defense, LB Tyler Brickell managed to force a fumble.

DB Kevin Thomas picked up the ball in the end zone and, with no time on the clock, raced more than the length of the field to score his team's winning points as UNLV prevailed 27-24. The shocking video showed up on everyone's highlight show while UNLV announcer Tony Cordasco's now-famous radio call repeatedly played across the nation. It



Phillip Payne's "The Catch"

September 20

UNLV becomes the eighth school in history to earn back-to-back overtime victories with a 34-31 home thriller over Iowa State. Omar Clayton hits freshman sensation Phillip Payne in the end zone during UNLV's first offensive play in the extra period to give the Rebs their first win in five career meetings with the Cyclones.

October 10

Casey Flair passes Damon Williams for first place on the UNLV career receptions list with a catch at BYU. Flair, who would become the first four-year player in school history to record at least one catch in every game of his career (47), would see his reception record stand for only weeks before teammate Ryan Wolfe takes over the top spot.



Tyler Brickell (No. 48) stripped Baylor RB Darrell Bush just outside the end zone.



Kevin Thomas (No. 28) picked up the fumble and sprinted 100 yards the opposite way.



UNLV FOOTBALL HISTORY

1999



November 22
Despite a loss at SDSU that keeps the Rebels from going bowling, UNLV ties with Ohio State for the national lead in red-zone scoring at 95 percent, including earning points in its first 25 trips of the season inside the 20-yard line. Ryan Wolfe becomes UNLV's career leader in receptions and receiving yards.

November 25
Former Rebel RB Dominique Dorsey is named the CFL Special Teams Player of the Year while starring for the Toronto Argonauts.


2009

April 26
Frank "The Tank" Summers is a fifth-round pick by the defending Super Bowl Champion Pittsburgh Steelers, making him the first Rebel running back to be selected in the NFL Draft since Ickey Woods 21 years earlier.


April 30
Former Rebel field leader and AD John Robinson becomes the first UNLV player or head coach to be voted into the College Football Hall of Fame.

October 24
With 11 catches in a win at New Mexico, Ryan Wolfe passes San Diego State's J.R. Tolver in becoming the MW's all-time leader in pass receptions. He eventually rises as high as 12th on the NCAA's all-time list with a final tally of 283 en route to becoming the program's third-ever three-time first team all-conference honoree.


December 23
Just two days before Christmas, newly hired athletics director Jim Livengood introduces Bobby Hauck as UNLV's 10th head coach in history. Hauck moves to the FBS after a record-setting seven-season run at the University of Montana.




Wolfe Man



2000



2003



2006



2008



2010



2010

April 24
Rebel center Joe Hawley goes higher in the NFL Draft than any offensive lineman in UNLV history when he is selected by the Atlanta Falcons in the fourth round.

September 5
The Bobby Hauck Era opens with the Rebels meeting No. 12 Wisconsin in front of a throng of 31,107, which marked the 12th-largest home crowd in UNLV history.

September 25
Hauck's first UNLV win is a 45-10 blistering of New Mexico. The 35-point margin of victory is the biggest in Rebel history vs. a conference opponent.

October 9
UNLV plays a Big East Conference team for the first time, traveling to Morgantown to take on West Virginia.

December 4
Hawaii is the eighth team who spent time in the at least one of the two major polls to take on the Rebels in 2011. In fact, UNLV faces the nation's 19th-toughest schedule according to the Sagarin Ratings Index, which is the third-highest ever for a Non-AQ team.

2011

September 1
UNLV opens ESPN's season of coverage in Prime Time, traveling to play No. 11/10 Wisconsin as part of a special Thursday night matchup that was also shown in 3-D.

October 29
Las Vegas Phillip Payne breaks UNLV's career touchdown reception record with two scores in a 38-35 win over CSU. Payne's 25th career TD came on a 31-yard catch and score and move him past Henry Bailey, whose record had stood for 17 years.

November 5
The Rebels renew a long-dormant series, hosting Boise State for the first time since The Bicentennial. The fifth-ranked Broncos become the second-highest ranked team to play in Las Vegas and quarterback Kellen Moore sets the NCAA record for career victories with his 46th win.

2012

August 30
Kicking off a season that features 13 consecutive games without a bye, UNLV takes on Minnesota for the first time and goes three overtimes before falling to the Gophers. Nick Sherry becomes the third freshman quarterback to start a season opener in school history.

2013

September 14
Trailing by three touchdowns, the Rebels tie for the biggest comeback in school history a tht time in downing Central Michigan 31-21 and kick off the program's first four-game regular-season winning streak since 1984.

October 19
Tim Cornett's 49 yards at Fresno State move him past all-time Rebel rushing leader Mike Thomas, who finished with 3,149 yards in 1973-74. Cornett would go on to finish his career with 3,733, which ranks second in Mountain West history.

October 26
UNLV snaps an eight-game losing streak to UNR with a 27-22 victory that marks only the second time in history that the Rebels march into Reno and gain possession of the Fremont Cannon.

November 21
In what is by far the coldest game in UNLV history, Tim Cornett rumbles for a career-high 220 yards and four touchdowns to lead the Rebels to a 41-21 win at Air Force. Temperatures are in single digits but the wind chill dips well below zero.

November 30
Senior QB Caleb Herring throws a school-record tying five TDs and runs for another score to lead UNLV's 45-19 pasting of SDSU. WR Devante Davis hauls in a record-tying four scores to shatter the UNLV season mark with 14 TDs through the air.

2014

January 1
Playing on New Year's Day for the first time, UNLV makes its first bowl appearance since 2000 in the Heart of Dallas Bowl at the historic Cotton Bowl. Despite a loss to North Texas, QB Caleb Herring breaks multiple season and career records, while kicker Nolan Kohorst finishes as the program's all-time leading scorer with 247 points.



Caleb Herring and UNLV's all-time rusher Tim Cornett

BE A REBEL.

UNLV FOOTBALL HISTORY



2012



2013



2014



2015



2016



2018



2017

April 1

The Athletics Department debuts a commemorative logo for the 50th Year of Rebel Football.



November 4

The Rebels down Hawai'i at home for the fifth straight time to claim the quickly-beloved Golden Pineapple trophy, which debuts as part of a rivalry newly branded the Ninth Island Showdown presented by the California Hotel.

November 17

UNLV rallies to defeat New Mexico for its fifth win of the season, marking the first time in history that the school wins more games than the previous season three straight years.

November 29

Quarterback Armani Rogers is named Mountain West Freshman of the Year after a record-setting rookie campaign.

2018

November 17

Lexington Thomas bolts for 144 yards at Hawai'i to give him his 18th and final 100-yard rushing game as a Rebel, breaking Mike Thomas' record set in 1974. "Lightning" also becomes the first UNLV player ever to score 40 rushing touchdowns in a career.

November 24

After falling behind 23-0, UNLV stages the biggest comeback in school history to regain the famed Fremont Cannon. Quarterback Armani Rogers is responsible for all five touchdowns (three passing, two rushing) in the Rebels' 34-29 victory over UNR that was their first over the Pack at Sam Boyd Stadium since 2004.



2019

August 31

UNLV launches a season-long Sam Boyd Stadium Farewell campaign to commemorate the 49th and final season playing in the facility. The last season opener at SBS includes the team wearing the same helmet design as the program's first game in the building in 1971. The Rebels tie a school-record with seven rushing touchdowns in the 56-23 rout of Southern Utah.

October 3

21 months after celebrating a ground breaking, UNLV Athletics formally opens the new home for Rebel Football with a ceremony and facility tours for invited guests of the 73,000 square-foot Fertitta Football Complex.

November 23

UNLV sends out Sam Boyd Stadium in style with a thrilling 38-35 win over San Jose State. Hundreds of former Rebels served honorary captains at midfield during pregame while a final fireworks show and video retrospective closed out #SBSfarewell.



December 12

Just days after helping Oregon win the Pac-12 Championship, Ducks offensive coordinator Marcus Arroyo is named the 12th head coach in UNLV football history.

2020

October 31

In the first Battle for the Fremont Cannon played on the same date that Nevada became a state, the Rebels host UNR on Halloween night to mark the first collegiate football game played inside UNLV's new home at Allegiant Stadium.

2021

November 6

Charles Williams passes Tim Cornett as the leading rusher in school history during a win at New Mexico. The "Chuck Wagon" would go on to finish with 4,201 yards, (fourth-most in Mountain West history) and became the first UNLV running back to earn a first team all-league honor more than once in a career (2019 and '21).

2022

December 6

A veteran of the SEC, Barry Odom (former head coach at Missouri and current DC at Arkansas) is announced as the 13th head coach in program history.

December 2

WR Devonte Boyd, who led the nation in receiving yards by a freshman during the regular season, is named Mountain West Freshman of the Year. A product of Henderson's Basic HS, Boyd breaks the UNLV record for both catches (65) and yards (980) by a freshman. He would be named FWAA Freshman All-America.

December 11

Tony Sanchez, who built a national championship program at Las Vegas' Bishop Gorman High School, is announced as the 11th head coach in UNLV football history.

2015

September 19

UNLV plays before the biggest crowd in school history (108,683) when the Rebels travel to the Big House to take on Michigan.

September 26

Tony Sanchez earns his first collegiate victory in record-breaking fashion as UNLV crushes Idaho State 80-8. The Rebels score their most points ever in a quarter (35), half (52) and game.

2016

September 13

UNLV Athletics announces the largest single gift in its history as the Fertitta Family pledges \$10 million toward the construction of a state-of-the-art Fertitta Football Complex.

November 12

The Rebels rush for 401 yards en route to stunning Wyoming 69-66 in triple-overtime in the highest-scoring game (135 points) in Mountain West history and the third highest in NCAA FBS history.

December 7

Former UNLV All-America P/QB great and longtime Las Vegas resident Randall Cunningham becomes the first player in school history to be inducted into the prestigious College Football Hall of Fame.

RANDALL

CUNNINGHAM



★ COLLEGE FOOTBALL HALL OF FAME 2016 INDUCTEE ★




★ UNLV ALL-AMERICA PUNTER & QUARTERBACK (1982-84) ★ ONLY REBEL FOOTBALL PLAYER TO HAVE HIS JERSEY NUMBER RETIRED (NO. 12) ★
★ UNLV'S ALL-TIME LEADER IN PASSING YARDS, PASSING TOUCHDOWNS, SEASON PUNTING AVERAGE & CAREER PUNTING AVERAGE ★



NATIONAL FOOTBALL
FOUNDATION

COLLEGE FOOTBALL HALL OF FAME



REBEL AWARD WINNERS



2021 MW FRESHMAN OF THE YEAR
Cameron Friel broke the school record for completion percentage in a season by a freshman with a 62.4 clip, which also tied Hall of Famer Randall Cunningham (1984) for third overall by any Rebel. His 307 yards passing at UTSA were the most ever by a UNLV true freshman.



2020 MW FRESHMAN OF THE YEAR
Kyle Williams broke the school record and ranked third in the nation with 5.8 receptions per game en route to leading the team in catches and yards during the abbreviated six-game season that also garnered him Second Team Freshman All-America honors from The Athletic.



2017 MW FRESHMAN OF THE YEAR
Armani Rogers shattered UNLV QB rushing records while wowing fans with 780 yards and eight touchdowns on the ground as a rookie. He also threw for 1,471 yards and six more scores despite missing a quarter of the season with an injury.



2014 MW FRESHMAN OF THE YEAR
Devonte Boyd went for 102 yards on six catches at Arizona in his first collegiate game -- and never looked back. He would go on to lead the nation in receiving yards during the regular season and his 65 catches and 980 yards shattered UNLV's freshman single-season marks. He later became the third Rebel named to the FWAA Freshman All-America Team.



2007 MW DEFENSIVE PLAYER OF THE YEAR
Beau Bell was a dominant force on his side of the ball in 2007, leading the league with 126 total tackles and five forced fumbles to go with 9.5 TFL and 3 sacks. He also led the team with four interceptions, including one at Wyoming that he returned for his first career TD. Bell became the first player in MW history to

be named defensive player of the week three times in one season and left UNLV ranked second in all-time tackles with 320. The fourth Rebel ever to be invited to play in the Senior Bowl, Bell had eight double-digit tackle games as a senior and went on to become the top draft pick of the Cleveland Browns.



2006 MW FRESHMAN OF THE YEAR
Ryan Wolfe's first game as a collegian saw him catch six balls for 160 yards, including a 71-yard touchdown sprint. The rookie later proved it was no fluke when he hauled in nine receptions for a MW-freshman-record-tying 176 yards vs. New Mexico. He also posted 108 yards vs. Air Force to close the campaign. Named First


Team Freshman All-America by the Football Writers Assoc. of America, Wolfe was UNLV's first first team all-conference receiver since 1997 after becoming the first freshman to ever lead the conference in receiving yards (911), which ranked 26th nationally.




MW DEFENSIVE PLAYER OF THE YEAR
Hometown hero Jamaal Brimmer exploded onto the scene as a sophomore in 2002, including leading the MW with 17 tackles for loss and a squad-leading 5.5 QB sacks. Hence, he was the pick of both the coaches and media for league MVP honors in. One year later, his stats only improved as he led the league with six interceptions and four forced fumbles, which led to two key defensive scores. His eye-popping day in leading his team to an upset of Wisconsin got him national defensive player of the week honors and helped him become a semifinalist for the Thorpe Award and repeat as the consensus defensive MVP of his conference, despite being snubbed by MW coaches.



2001 MW FRESHMAN OF THE YEAR
'Nique the Streak burst on to the scene with a scintillating 87-yard kickoff return vs. Northwestern in his first career attempt. Nine returns later he had broken the school record for season average at 36.4. Despite injuries, he displayed similar bursts at tailback and led the team with a 6.6-yard average, including TD runs of 56 and 40 yards. Against UNR, he set a league rookie record by gaining 180 yards on just 18 carries.



2001 MW DEFENSIVE PLAYER OF THE YEAR
The school's first Division I All-American on his side of the ball, cornerback Thomas wrapped up perhaps the finest defensive career in Rebel history by breaking the school and MW single-season record for interceptions with seven, leading the nation in both interception return yardage and defensive scoring after taking three balls back for touchdowns while also pacing the league in passes defended with 17.



1998 WAC FRESHMAN OF THE YEAR (PACIFIC DIVISION)
A true Hawaiian warrior, Sunia became the first freshman in school history voted team captain and went on to start all 11 games at MLB. Named First Team Freshman All-America by Football News after leading his team with 115 total tackles, Sunia would gain 119 takedowns a year later but spend his final two seasons suffering from various injuries, keeping him from breaking UNLV's tackle record.




1996 WAC FRESHMAN OF THE YEAR (MOUNTAIN DIVISION)
Turning in arguably the best season by a freshman QB in FBS history, Denton shattered 10 NCAA freshman records and 10 other school marks for a team that won only one game. His nine 200-yard passing games included a school-record 503-yard performance vs. SDSU while his 3,591 yards and 25 TDs passing were NCAA single-season records for a frosh. The DENTONATOR would play only one more season before transferring to Eastern Kentucky.



1987 PCAA OFFENSIVE PLAYER OF THE YEAR
Saving the best for last, Elbert "Ickey" Woods gained only 267 yards his first three seasons. As a senior he proceeded to lead the nation in rushing with 1,658 yards on 259 carries (6.4 YPC) and put in 10 touchdowns. He tied a school record with seven consecutive 100-yard games, including an incredible three straight over 200.



1983 & 1984 PCAA OFFENSIVE POY
The first two-time league MVP for the Rebels, Randall Cunningham was an All-American punter and future NFL star at quarterback. The school's career passing leader threw for 2,545 yards, 18 TDs and only 8 INTs in 1983 and followed that up with 2,628 yards, 24 TDs and 10 INTs in a senior campaign that saw his team finish 11-2, including winning the PCAA title and California Bowl.




1984 PCAA CO-DEFENSIVE PLAYER OF THE YEAR
The complete package along the E line with superb speed, agility and aggressiveness, Moog led one of UNLV's best-ever defenses by totaling 63 tackles, including six for loss, six sacks and three pass breakups. The Rebels flirted with the national rankings by winning their first league title and bowl championship en route to an 11-2 overall mark.




2000 MWC CO-COACH OF THE YEAR
Just a year after taking over a program that posted its first-ever winless season, Robinson led the Rebels to their most wins since 1984 (8-5) and victory over Arkansas in the Las Vegas Bowl.



1994 BIG WEST CO-COACH OF THE YEAR
Under a first-year head coach, the Rebels rebounded from a 3-8 record to shock the league and earned a three-way tie for the Big West championship with a 5-1 record. Winning the tiebreaker, UNLV earned the Las Vegas Bowl bid and crushed Central Michigan 52-24.



1984 PCAA COACH OF THE YEAR
The most successful Rebel squad since moving to division one, Hyde's 1984 Rebels were 11-2 overall and 7-0 in the Pacific Coast Athletic Association. The season, which culminated with a 30-13 victory over Toledo in the California Bowl, also produced the school's first league coach of the year award.





1984
AP-2nd Team
1983
AFCA-1st Team
AP-2nd Team

CUNNINGHAM

RANDALL CUNNINGHAM

Punter/Quarterback

Although he is now known for being the NFL's all-time leading rushing quarterback for many years, Santa Barbara, Calif., native Randall Cunningham (1981-84) won his national collegiate honors at his other position – punter. Still the Rebels' leader for punting average in a game (58.0), season (47.5) and career (45.6), Cunningham would own the second-best career punting average in college football history if he had punted just eight more times during his three years on the field. Touted as a Heisman Trophy candidate for his lethal combination of talent throwing, running and punting the ball, Cunningham was named first team All-America in 1983 (as well as honorable mention QB by AP) and second team in 1984, making him UNLV's first two-time All-American since the school moved to Division I in 1977. He would go on to be the 37th pick in the 1985 NFL Draft by the Philadelphia Eagles and was named the 1998 NFL Player of the Year as a Minnesota Viking QB.



1981
AP-2nd Team

SANDUSKY

JIM SANDUSKY

Wide Receiver

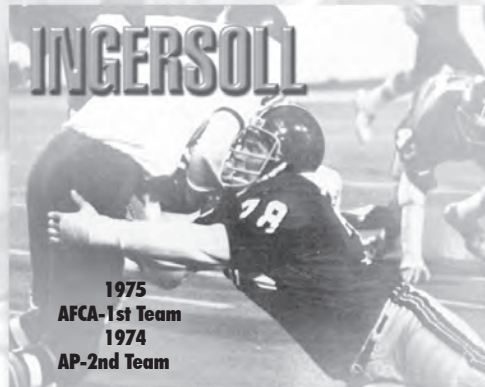
Although his UNLV career was brief, San Diego native Jim Sandusky (1981) turned in the greatest receiving year in school history during his one year on campus. Catching balls from the arm of QB Sam King as part of head coach Tony Knap's free-wheeling offense, Sandusky hauled in 68 passes (17 more than any previous Rebel) for 1,346 yards, which is still a school record. Despite playing in only 12 games, Sandusky remains tied for second at the school with eight career 100-yard receiving games. Such output would earn him Second Team All-America honors. However, with Knap retiring, Sandusky would transfer to San Diego State and go on to a distinguished career in the NFL and Canadian Football League.



JOE INGERSOLL

Defensive Lineman

One of only four repeat All-Americans in UNLV history, Joe Ingersoll (1973-75) also was the first defensive player from the Rebels so honored. The Salt Lake City native played his freshman year at Utah before transferring to the desert and performing as a dominant defensive lineman for three years. As a junior, "Big Joe" led the undefeated 1974 UNLV team in tackles with 105, including four sacks, and was tabbed an AP Div. II Second Team All-American. As a senior, the terrific tackle earned first team honors from the AFCA and would go on to become a seventh round choice by the Miami Dolphins in the 1976 NFL Draft. In 1987, Ingersoll was a member of the inaugural UNLV Athletics Hall of Fame.



1975
AFCA-1st Team
1974
AP-2nd Team

MIKE THOMAS

Running Back

The bluest of Blue Chip recruits out of Greenville, Texas, Mike Thomas 1973-74, signed on with the University of Oklahoma but soon left Norman to ride his way West and right into the Rebel – and national – record books. His two seasons in Las Vegas were nothing less than stunning. As a junior in 1973, he scored a school-record 20 touchdowns and led the nation in rushing yards with 1,741, which was just 35 short of the then-NCAA single-season record. A year later, Thomas added 1,408 yards and 17 rushing scores to lead the Rebels to their only undefeated regular season and a Div. II ranking as high as No. 2 before losing in a national semifinal game.



His still-UNLV-best career totals were 3,149 yards and 37 TDs born from a 6.6-yards-per-carry average. Both seasons resulted in AFCA First Team All-America nods for UNLV's first true football star to make him the only two-time first-teamer in Rebel history. Thomas would go on to complete a fine NFL career with the Washington Redskins and San Diego Chargers.



1974
AFCA-1st Team
1973
AFCA-1st Team

THOMAS

FRESHMAN ALL-AMERICANS

KYLE WILLIAMS
WR
2021
The Athletic
2nd Team




DEVONTE BOYD
WR
2014
FWAA
1st Team





MATT MURPHY
OL
2007
FWAA
1st Team



RYAN WOLFE
WR
2006
FWAA
1st Team



JAMAAL BRIMMER *Safety*



The first non-senior to earn All-America at UNLV since Randall Cunningham in 1983, Jamaal Brimmer (2001-04) also became the first non-punting first team honoree for the Rebels since 1975. The hometown hero introduced himself to the nation early in the season with the greatest single defensive performance in school in leading his team to a major upset at Wisconsin on national TV. Brimmer's phenomenal day, which included 11 tackles, two interceptions, one fumble return for a TD and two quarterback sacks, earned him the Bronko Nagurski National Defensive Player of the Week honors. The free safety, who would be voted the school's first two-time consensus league MVP in his career, led the MW with six interceptions and four forced fumbles to go with three sacks and four fumble recoveries in 2003. The first UNLV semifinalist for the Jim Thorpe Award became the school's first two-time All-American since Cunningham with nods from AP and The Sporting News as a senior. That followed being named a community service All-American as a member of the 2004 AFCA Good Works Team.




KEVIN THOMAS *Cornerback*



Making a strong bid as being the best defensive player in school history, Kevin Thomas (1998-2001) turned on the gas to close out his stellar career and become the first Rebel on his side of the ball to earn All-America since 1975. Holder of various school and conference records, KT came to Las Vegas from Sacramento as a scrawny and unheralded defensive back but left as one of the best cover men in the nation en route to being tabbed third team All-America by Football News and fourth team by The Sporting News. The second three-time first team all-conference player in Rebel history, his seven picks as a senior broke the UNLV and MW record for a single season as he led the nation in interception return yardage (213) and defensive scoring (18 points). An iron man who never missed a start in four seasons (UNLV-record 46 overall), his six career touchdowns highlighted a school-record 55 career pass breakups. The Jim Thorpe candidate and MW Defensive Player of the Year played in both the Senior Bowl and East-West Shrine Game before being selected by the Buffalo Bills in the NFL Draft. Thomas was inducted into the UNLV Athletics Hall of Fame in 2012.

JOE KRISTOSIK *Punter*

Joe Kristosik (1995-98) was a bright light through the program's only winless season in 1998. He walked on to his hometown team in 1994 and five years later walked away as the school's first and only consensus First Team All-American. Kristosik was the first Rebel booter to lead the nation in punting with a 46.2-yard average, which was the second-highest in NCAA history with a minimum of 75 attempts. Along the way, he turned in perhaps the greatest performance ever by a collegiate punter when he had 13 tries at BYU with eight going longer than 50 yards and a stunning four traveling at least 60 yards, including two season-long kicks of 67 yards. Kristosik became the first-ever UNLV member of the prestigious Walter Camp Football Foundation team. Kristosik was inducted into the UNLV Athletics Hall of Fame in 2008.




BRAD FAUNCE *Punter*

A transfer from Glendale (Calif.) Junior College, Brad Faunce (1993-94) used his powerful leg to post an impressive two-year career at UNLV. His junior season included a 45-yard punting average that earned him Second Team All-America honors. Also the squad's kickoff man in 1994, Faunce's memorable 91-yard punt vs. UNR was not only a school record, but also helped the Rebels upset the Wolf Pack to win the Big West Conference title and a berth in Las Vegas Bowl III.

BRIAN PARVIN *Punter*

Brian Parvin (1991-92) became UNLV's first All-American in seven years when he was named to Football News' second team as a senior. A transfer from Mt. San Antonio Junior College in Walnut, Calif., Parvin turned in a fine junior campaign with a 41.9-yard punting average, which was good for 18th in the nation. His senior year, however, produced the second-highest season number in school history with 46.3 – the third-best average in the nation in 1992.



2022 (Mountain West)

1st Team: Austin Ajiake (LB)
2nd Team: Daniel Gutierrez (PK), Adam Plant Jr. (DE)
HM: Doug Brumfield (QB), Eliel Ehimare (DL),
 Leif Fautanu (C), Aidan Robbins (RB), Nohl Williams (DB)

2021 (Mountain West)

1st Team: Charles Williams (RB)
2nd Team: Jacoby Windmon (LB)
HM: Austin Ajiake (LB), Daniel Gutierrez (PK)

2020 (Mountain West)

HM: Jacoby Windmon (DL)

2019 (Mountain West)

1st Team: Charles Williams (RB)
2nd Team: Jericho Flowers (DB)
HM: Julio Garcia (OL), Rayshad Jackson (LB),
 Justin Polu (OL), Javin White (LB)

2018 (Mountain West)

2nd Team: Lexington Thomas (RB)
HM: Nathan Jacobson (OL), Justin Polu (OL),
 Roger Mann (DE)

2017 (Mountain West)

1st Team: Lexington Thomas (RB)
2nd Team: Mike Hughes Jr. (DL)
HM: Kyle Saxelid (OL), Nathan Jacobson (OL)

2016 (Mountain West)

1st Team: Tau Lotulelei (LB)
HM: Troy Hawthorne (DB), Mike Hughes Jr. (DL),
 Nathan Jacobson (OL), Will Kreitler (C), Torry McTyler (DB)

2015 (Mountain West)

2nd Team: Devonte Boyd (WR)
HM: Will Kreitler (C), Tau Lotulelei (LB)

2014 (Mountain West)

2nd Team: Devonte Boyd (WR), Brett Boyko (OL)
HM: Devante Davis (WR), Peni Vea (DB), Robert Waterman (C)

2013 (Mountain West)

2nd Team: Devante Davis (WR), Tim Cornett (RB),
 Brett Boyko (OL)
HM: Frank Crawford (DB), Mark Garrick (DL),
 Cameron Jefferson (OL), Tani Maka (LB),
 Marcus Sullivan (PR/WR), Peni Vea (DB),
 Robert Waterman (C)

2012 (Mountain West)

1st Team: Nolan Kohorst (PK), John Lotulelei (LB)
HM: Tim Cornett (RB), Robert Waterman (C)

2011 (Mountain West)

2nd Team: Deante Purvis (KR)
HM: Brett Boyko (OL), James Dunlap (DL),
 Sidney Hodge (DB), Robert Waterman (C)

2010 (Mountain West)

HM: Will Chandler (DB), Matt Murphy (OL)

2009 (Mountain West)

1st Team: Ryan Wolfe (WR)
HM: Jason Beauchamp (LB), Joe Hawley (OL),
 Matt Murphy (OL)

2008 (Mountain West)

1st Team: Ryan Wolfe (WR)
2nd Team: Jason Beauchamp (LB)
HM: Johan Asiata (OL), Casey Flair (WR),
 Frank Summers (RB), Malo Taumua (DL)

2007 (Mountain West)

1st Team: Beau Bell (LB)
2nd Team: Mil'Von James (DB)
HM: Matt Murphy (OL), Frank Summers (RB), Ryan Wolfe (WR)

2006 (Mountain West)

1st Team: Kip Facer (P), Ryan Wolfe (WR)
2nd Team: Casey Flair (WR), Jeremy Geathers (DL),
 Eric Wright (DB)
HM: Howie Fuimaono (DL), Marco Guerra (OL), Jay Staggs (DB)

2005 (Mountain West)

2nd Team: Beau Bell (LB), Greg Estandia (TE), Joe Miklos (DB)
HM: Sergio Aguayo (PK), Leon Moore (DE),
 Howie Fuimaono (DL)

2004 (Mountain West)

1st Team: Jamaal Brimmer (DB), Dominique Dorsey (RB)
2nd Team: Ryan Claridge (LB), Joe Critchfield (OL),
 Adam Seward (LB)
HM: Sergio Aguayo (PK), Gary Cook (P), Earvin Johnson (WR),
 Joe Miklos (DB)

2003 (Mountain West-Coaches)

1st Team: Jamaal Brimmer (DB),
 Adam Seward (LB)
2nd Team: Gary Cook (P),
 Dominic Furio (C),
 Earvin Johnson (WR), Dillon Pieffer (PK)
HM: John Andrews (LB), Ryan Claridge
 (LB), Larry Croom (RB),
 Tremayne Kirkland (KR),
 Joe Miklos (DB)



Brimmer

2003 (Mountain West-Media)

1st Team: Jamaal Brimmer (DB),
 Adam Seward (LB)
2nd Team: Gary Cook (P),

Dominic Furio (C), Earvin Johnson (WR),
 Dillon Pieffer (PK), Tremayne Kirkland (KR)
HM: Ryan Claridge (LB), Larry Croom (RB), Joe Miklos (DB)

2002 (Mountain West-Coaches)

1st Team: Jamaal Brimmer (DB), Tony Terrell (OL)
2nd Team: Joe Haro (RB), Earvin Johnson (WR),
 Adam Seward (LB)
HM: Connie Brown (DB), Dietrich Canterberry (DL),
 Larry Croom (RB), Chris Eagen (DE), DeJhown Mandley (TE),
 Tyrone Tucker (LB)

2002 (Mountain West-Media)

1st Team: Jamaal Brimmer (DB), Adam Seward (LB),
 Tony Terrell (OL)
2nd Team: Joe Haro (RB), Earvin Johnson (WR)
HM: Larry Croom (RB), Dominique Dorsey (KR),
 DeJhown Mandley (TE), Tyrone Tucker (LB)

CONFERENCE PLAYERS OF THE WEEK

2022 — Doug Brumfield, QB (Aug. 29), Aidan Robbins, RB (Sept. 19),
 Austin Ajiake, LB (Sept. 26), Daniel Gutierrez, PK
 (Oct. 3, Nov. 14 & Nov. 28), Johnathan Baldwin, S (Nov. 28)
 2021 — Charles Williams (Nov. 15),
 Cameron Friel, QB (Freshman- Nov. 8)
 2019 — Javin White, LB (Oct. 14), Jericho Flowers, DB (Nov. 23)
 Kenyon Oblad, QB (Dec. 2)
 2018 — Jericho Flowers, DB (Nov. 12), Javin White, DB (Nov. 26)
 2017 — Daniel Gutierrez, PK (Oct. 30), Armani Rogers, QB (Nov. 20)
 2016 — Tau Lotulelei, LB (Oct. 17), Kurt Palandech, QB (Nov. 14),
 Torry McTyler, DB (Nov. 14)
 2015 — Ryan McAleenan, LB (Oct. 5), Logan Yunker, P (Oct. 5)
 2014 — Nicolai Bornand, PK (Sept. 8 & Oct. 13)
 2013 — Caleb Herring, QB (Sept. 16), Logan Yunker, P (Sept. 23 &
 Sept. 30), Devante Davis (Sept. 30), Nolan Kohorst, PK (Oct. 14)
 2012 — Tani Maka, LB (Sept. 24)
 2011 — James Dunlap, DL (Oct. 30), Deante Purvis, ST (Oct. 30)
 2010 — Tim Cornett, RB (Nov. 15), Marcus Sullivan, ST (Nov. 29)
 2009 — Omar Clayton, QB (Sept. 21), Jason Beauchamp, LB (Oct. 26)
 2008 — Malo Taumua, ST (Sept. 15), Omar Clayton, QB (Sept. 22),
 Jason Beauchamp, LB (Sept. 29), Deante Purvis, ST (Nov. 10),
 Kyle Watson, PK (Nov. 17)
 2007 — Beau Bell, LB (Sept. 24 & Oct. 15 & Oct. 29),
 Frank Summers, RB (Sept. 24)
 2006 — Rocky Hinds, QB (Nov. 21)
 2005 — Sergio Aguayo, PK (Sept. 12 & Oct. 10), Beau Bell, LB (Oct. 10)
 2004 — Joe Miklos, DB (Oct. 4), Jamaal Brimmer, DB (Oct. 11)
 2003 — John Andrews, LB (Sept. 1), Greg Estandia, ST (Sept. 1),
 Jamaal Brimmer, DB (Sept. 15), Gary Cook, P (Sept. 15),
 Ruschard Dodd-Masters, DB (Sept. 22), Dillon Pieffer, PK
 (Sept. 22 & Nov. 3), Joe Miklos, DB (Nov. 3)
 2002 — Tyrone Tucker, LB (Oct. 7), Jamaal Brimmer, SS
 (Oct. 21), Jason Thomas, QB (Nov. 4), Larry Croom, RB
 (Dec. 2), Dillon Pieffer, PK (Dec. 2)

2001 — Gary Cook, P (Oct. 7), Troy Mason, PR (Oct. 15),
 Joe Haro, RB (Oct. 29), Kevin Thomas, CB (Nov. 19)
 2000 — Jason Thomas, QB (Oct. 2), Kevin Thomas, CB (Oct. 2),
 Ray Cheelany, PK/P (Oct. 9), Troy Mason, PR (Nov. 11),
 Nate Turner, WR (Nov. 25), Amar Brisco, CB (Nov. 25)
 1999 — Kevin Thomas, DB (Sept. 13), Jeremi Rudolph, RB
 (Oct. 11), Duane James, KR (Oct. 11)
 1998 — Joe Kristosik, P (Sept. 28 & Oct. 12)
 1997 — Jon Denton, QB (Sept. 29)
 1996 — Jon Denton, QB (Sept. 30 & Nov. 18)
 1995 — Shannon Wilson, RB (Sept. 9)
 1994 — Brittney Posey, LB (Sept. 3), Randy Gatewood, WR
 (Sept. 17), Mark Byers, LB (Oct. 1 & Oct. 29),
 Nick Garritano, PK (Oct. 29), DeJohn Branch, RB
 (Nov. 19), Rossie Johnson, LB (Nov. 19)
 1993 — Rumone Hilton, LB (Sept. 18), Rodney Mazion, CB
 (Nov. 6), Demond Thompkins, WR (Nov. 13)
 1992 — Donnell Porter, DB (Sept. 21), Jason Davis, DB (Oct. 5),
 Henry Bailey WR/PR, (Nov. 2)
 1991 — Carlton Johnson, FS (Sept. 14), Hunkie Cooper, QB (Nov. 16)
 1990 — Keenan McCardell, WR (Sept. 15), Hunkie Cooper, RB (Oct. 6)
 1989 — Darin Brightmon, RB (Oct. 9), David Clarke, LB (Oct. 30),
 Keenan McCardell, WR (Nov. 27)
 1988 — Tommy Jackson, RB (Oct. 8), Tyrone Carter, DB (Oct. 15),
 Jody Reinhoel, LB (Nov. 26), Richard Williams, QB (Nov. 26)
 1987 — Aitney Wren, DB (Oct. 10), Ickey Woods, RB (Nov. 7 & 14)
 1986 — Charles Wiley, DL (Sept. 22), Alvin Horn, DB (Nov. 3 & 24)
 1985 — Alvin Horn, DB (Oct. 7), Daryl Knox, LB (Oct. 14 & Nov. 4)
 1984 — Tony Lewis, RB (Sept. 10), Randall Cunningham, QB
 (Sept. 17 & Oct. 22), Kirk Jones, RB (Oct. 8), Ed Saignes, DB
 (Oct. 15), Tom Polley, LB (Nov. 5), Anthony Blue, DB
 (Nov. 12), Aaron Moog, DL (Nov. 26)
 1983 — Randall Cunningham, QB (Sept. 17 & Oct. 31),
 Kirk Jones, RB (Oct. 1), Reggie Farmer, WR (Oct. 22),
 Keyvan Jenkins, RB (Nov. 7)

ALL-CONFERENCE SELECTIONS



2001 (Mountain West-Coaches)

1st Team: Sam Brandon (DB), Kevin Thomas (DB)

2nd Team: Joe Haro (RB), Anton Palepoi (DE), Pete Tramontanas (OL)

HM: Brandon Blair (OL), Ahmad Briggs (DL), Ryan Claridge (LB), Dominique Dorsey (KR), DeJhown Mandley (TE), Troy Mason (PR), Ahmad Miller (DL), Shanga Wilson (LB)

2001 (Mountain West-Media)

1st Team: Sam Brandon (DB), Dominique Dorsey (KR), Kevin Thomas (DB)

2nd Team: Brandon Blair (OL), Ryan Claridge (LB), Joe Haro (RB), Anton Palepoi (DE)

HM: Ahmad Briggs (DL), DeJhown Mandley (TE), Troy Mason (PR), Ahmad Miller (DL), Pete Tramontanas (OL), Shanga Wilson (LB)

2000 (Mountain West-Coaches)

1st Team: Jeremi Rudolph (RB), John Greer (OL), Anton Palepoi (DL), Kevin Thomas (DB)

HM: Randy Black (DB), Sam Brandon (DB), Kevin Brown (RB), Ray Cheetany (P), Troy Mason (KR), Tony Terrell (OL), Nate Turner (WR)

2000 (Mountain West-Media)

1st Team: Jeremi Rudolph (RB), John Greer (OL), Kevin Thomas (DB)

2nd Team: Nate Turner (WR), Randy Black (DB), Troy Mason (KR)

HM: Kevin Brown (RB), Ray Cheetany (P), Anton Palepoi (DL), Ahmad Miller (DL), Tony Terrell (OL), Peter Tramontanas (OL), Jason Thomas (QB), Shanga Wilson (LB)

1999 (Mountain West)

2nd Team: Kevin Thomas (DB), Ray Cheetany (P)



1998 (WAC-Mountain Division)

1st Team: Joe Kristosik (P), Talance Sawyer (DE)

2nd Team: Sam Mineo (TE)

1997 (WAC-Pacific Division)

1st Team: Talance Sawyer (DE), Damon Williams (WR)

2nd Team: Sam Mineo (TE), Scott Patton (LB), Mike Reily (OL)

1996 (WAC-Pacific Division)

2nd Team: Jon Denton (QB), Scott Patton (LB), Dennis Whitmore (OL)



1995 (Big West)

2nd Team: Robbie Morrison (OL), Marvin Robinson (LB)

HM: Joe Kristosik (P)

1994 (Big West)



1st Team: Mark Byers (LB),

Nick Garritano (PK), Randy Gatewood (WR), Howard McGowan (OG), Keith Washington (DE)

2nd Team: Henry Bailey (WR), Keith Clough (LB), Rodney Mazion (FS)

HM: Henry Bailey (KR), Jason Davis (SS), Brad Faunce (P), Rossie Johnson (LB), Mark Mecham (OT), Robbie Morrison (OG), David White (TE)

1993 (Big West)

1st Team: Brad Faunce (P)

2nd Team: Demond Thompkins (WR), Tiger Townes (DL)

HM: Steve Anderson (DT), Rodney Mazion (CB), Jerry Reynolds (OT), Doug Roper (OG)

1992 (Big West)

1st Team: Henry Bailey (WR/PR), Shannon McLean (RB), Lonnie Palelei (OG), Brian Parvin (P)

2nd Team: John Hurley (OT), Rodney Mazion (FS), Erik Simien (DE)

HM: Nick Garritano (PK), D'Mentrie Lacy (DB), Howard McGowan (C), Mike Smalls (LB), Keith Washington (DE)

1991 (Big West)

1st Team: Hunkie Cooper (PR), Carlton Johnson (S), Chuck Reed (DL)

HM: Henry Bailey (WR), Derek Black (RB), John Hurley (OT), Elgin Lofton (DT), Lonnie Palelei (OG), Brian Parvin (P), Jerry Reynolds (OT), Mike Smalls (LB)



1990 (Big West)

1st Team: Hunkie Cooper (KR/PR), Carlton Johnson (DB), Keenan McCardell (WR)

HM: Dustin Quinton (OL)

1989 (Big West)

1st Team: Doc Wise (DL)

2nd Team: Vince McGowens (PR), Avery Miller (LB), Kyle Toomer (RB), Robert Welch (TE)

HM: Darin Brightmon (RB), David Clarke (LB), John Foster (LB), Pat Harden (OT), Tommy Jackson (RB), Carlton Johnson (CB), Keenan McCardell (WR), Derek Nicholson (DL), Fred Phillips (S), Jody Reinhoehl (LB), Tony Rhynes (P)

1988 (Big West)

1st Team: Tommy Jackson (RB), Tony Rhynes (P), Doc Wise (DL)

2nd Team: Charles Anthony (DB), Cedric Davis (TE), Pat Harden (OT), Bill Operin (OG), Jody Reinhoehl (LB)

HM: Darin Brightmon (RB), Jim Cook (PK), Avery Miller (LB), Derek Nicholson (DL), Tony Peko (C), David Ruggles (OL), Robert Welch (TE)

1987 (Big West)

1st Team: Ike Freeman (DL), Tony Rhynes (P), Ickey Woods (RB)

2nd Team: Jim Cook (PK), Anthony Drawhorn (CB), Pat Harden (OT), Bill Operin (OG), George Varon (OLB)

HM: Cedric Davis (TE), George Thomas (WR)

1986 (Big West)

1st Team: David Hollis (DB), Marion Knight (DL)

2nd Team: Alvin Horn (DB), Bob Hulberg (P)

1985 (Big West)

1st Team: Alvin Horn (DB), Daryl Knox (OLB), Tony Lewis (FB)

2nd Team: Ron Drake (C), David Hollis (DB), Bob Hulberg (P), Carlos Lovato (DL)

HM: Joey DiGiovanna (PK), Kirk Jones (RB)

1984 (Big West)

1st Team: Randall Cunningham (QB/P), Doug Eisher (OG), Kirk Jones (RB), Reggie LaFrance (TE), Aaron Moog (DL)

2nd Team: Anthony Blue (DB), Joey DiGiovanna (PK), Paul Godbey (OL), Richard Grant (DL), Daryl Knox (LB), Tom Polley (LB), Dalton Reed (DB)

1983 (Big West)

1st Team: Randall Cunningham (QB/P), Kirk Dodge (ILB), Aaron Moog (DL)

2nd Team: Keyvan Jenkins (RB), Al Ligon (DB), Carlos Lovato (DL), Michael McDade (WR)

1982 (Big West)

1st Team: Randall Cunningham (P)


2nd Team: Waymon Aldridge (KOR), Darral Hambrick (WR), Wymon Henderson (DB)




BE A REBEL.



Larry Croom scored four postseason TDs in his school-record three all-star game appearances after the 2003 season.



John Robinson served as head coach of the 2004 East-West Shrine Football Classic.




QB Sam King earned MVP honors at the 1982 Japan Bowl.

EAST-WEST SHRINE GAME




San Francisco	2022	Austin Ajiake, LB
Stanford	2017	Devonte Boyd, WR
Oakland	2014	Brett Boyko, OL (Inj. DNP)
San Antonio	2009	Jason Beauchamp, LB
Houston	2009	Martin Tevaseu, DL
Orlando	2004	Adam Seward, LB
St. Petersburg	2004	Earvin Johnson, WR
Las Vegas	2003	Larry Croom, RB
	2003	Dietrich Canterberry, DL
	2003	John Robinson, H. Coach
	2003	Mike Bradeson, Asst. Coach
	2003	Bruce Snyder, Asst. Coach
	2002	Jason Thomas, QB
	2001	Kevin Thomas, CB
	2000	Kevin Brown, RB
	1994	Randy Gatewood, WR
	1987	Kirk Jones, RB
	1984	Randall Cunningham, QB
	1984	Kirk Dodge, LB
	1974	Mike Thomas, RB



K. Thomas

HULA BOWL

Honolulu, Hawaii/Orlando, Florida



Sawyer

2022	Austin Ajiake, LB
2021	Charles Williams, RB
2007	Sergio Aguayo, PK
2007	Mike Sanford, Co-H Coach
2007	Todd Berry, Asst. Coach
2007	Vic Shealy, Asst. Coach
2005	Greg Estandia, TE
2004	Dominique Dorsey, RB
2003	Larry Croom, RB
2001	Brandon Bair, OL
1998	Talance Sawyer, LB
1996	Dennis Whitmore, OL
1994	Henry Bailey, RB
1992	Lonnie Palelei, OL
1987	Ickey Woods, RB
1981	Sam King, QB

GRIDIRON

Orlando, Florida (2000-05)



2004	Dominique Dorsey, RB
2001	Ahmad Miller, DL
2000	Jeremi Rudolph, RB

ALL-AMERICAN CLASSIC

Las Vegas, Nevada (2001-05)



2005	Joe Miklos, DB
2004	Joe Critchfield, OL
2004	Ruschard Dodd-Masters, DB
2003	Dominic Furio, C
2003	David Relf, WR
2002	Joe Haro, RB
2002	Keith Kincaid, OL
2002	DeJhown Mandley, TE
2002	Jamal Wynn, DB
2001	Bobby Nero, WR
2001	Greg Hulett, OL
2001	Peter Tramontanas, C
2001	Adrian Watson, DL
2001	Scott Parkhurst, DE
2001	LaMar Owens, LB
2001	Shanga Wilson, LB



Furio

SENIOR BOWL

Mobile, Alabama



2014	Devante Davis (Inj. DNP)
2007	Beau Bell, LB (Inj. DNP)
2004	Jamaal Brimmer, DB
2001	Kevin Thomas, CB
1987	Ickey Woods, RB

COLLEGE ALL-STAR

Tempe, Arizona



2010	John Gianninoto, OL
------	---------------------

BLUE-GRAY

Montgomery, Alabama (1932-2001, 2003)



2003	Larry Croom, RB
2003	Dietrich Canterberry, DL
2001	Sam Brandon, FS
1993	Tiger Townes, DT
1984	Aaron Moog, DT

JAPAN BOWL

Tokyo (1976-1993)



Cunningham

1992	Lonnie Palelei, OL
1987	Ickey Woods, RB
1987	Wayne Nunnely, Asst. Coach
1984	Randall Cunningham, QB
1981	MVP Sam King, QB
1981	Michael Morton, RB

BATTLE OF FLORIDA

Boca Raton, Florida



2011	Quinton Pointer, DB
------	---------------------

NFLPA COLLEGIATE BOWL

Carson, California



2019	Javin White, LB/S
2018	Lexington Thomas, RB
2017	Mike Hughes Jr, DL
2016	Tau Lotulelei, LB
2016	Torry McTyer, DB
2013	Caleb Herring, QB
2011	B.J. Bell, DL

PLAYERS ALL-STAR CLASSIC

Little Rock, Arkansas



2011	Phillip Payne, WR
------	-------------------

TROPICAL BOWL

Daytona Beach/Orlando, Florida



2022	Tavis Malakius, DL
2022	Cobe Brant, OL
2022	DJ Stuckey, OL
2019	Gabe McCoy, LB
2018	Nathan Jacobson, OL

(YEAR INDICATES SEASON SELECTED, NOT DATE OF GAME PLAYED)

UNLV FOOTBALL

OUR TOWN OUR TEAM



THE UNIVERSITY



UNLV *quick facts*

Combining the excitement of an urban location with the charm of a traditional campus, the University of Nevada, Las Vegas offers students a full educational and social experience.

Now more than six decades old, UNLV has maintained a healthy rate of growth in enrollment, programs and scholastic excellence as part of the eight-component Nevada System of Higher Education.

Located in the heart of one of the world's most vibrant and dynamic cities, UNLV has matured along with the Las Vegas area. With enrollment more than doubling the last two decades, the tremendous growth has meant a flurry of construction resulting in a campus setting boasting academic and athletic facilities second to none.

Steadily becoming a traditional residential university, UNLV provides on-campus housing for more than 2,000 students. A variety of student clubs and organizations along with 36 Greek organizations supplement the social development of students.

From within its 16 schools and colleges, including the William S. Boyd School of Law and the new UNLV School of Medicine, UNLV is also becoming a leading research institution of the West. The school's scientific, social science, and business programs attract millions of dollars in research grants annually to fund projects in desert biology, nuclear waste transportation, laser physics, public opinion surveys and many others.

In addition to traditional student programs, UNLV serves diverse local, national and international communities through its Educational Outreach Division, offering Summer Term, Continuing Education and Distance Education programs enrolling more than 53,000 students annually.

- Campus founded** 1957
- Main campus size** 332 acres
- Total enrollment** 30,660
- Full-time undergraduates** 77%
- Average undergraduate class size** 28
- Average graduate class size** 7
- Female students** 57%
- Male students** 43%
- Students from ethnic/racial minority** 69%
- Total employees** 4,119
- Faculty with doctorates or terminal degrees** 90%
- Approx. undergraduate/graduate/professional degrees** 191+
- Total certificate programs** 100+
- Total 2022-23 graduates** 6,000+
- Avg. yearly cost for full-time, resident undergraduate** \$9,102
- Avg. yearly cost for full-time, resident graduate:** \$6,869
- UNLV Alumni:** 140,000+



UNIVERSITY QUICK FACTS



With its Performing Arts Center, the campus is a cultural hub of Southern Nevada. World-class orchestras and soloists, dance and theater arts combine to provide a broad selection of concerts and stage productions.

The Barrick Lecture Series and several campus organizations bring noted speakers to the University, and local and visiting artists show their works in the Donna Beam Fine Art Gallery. UNLV has excellent athletic facilities as well, many open for student and public use.

Opened in 1957 as the southern regional division of the University of Nevada with a total of 28 students, UNLV now is home to more than 30,000 students coming from every county in Nevada, all 50 U.S. states and 88 countries. Much of UNLV's tremendous expansion is the result of support from the Nevada Legislature and the state's taxpayers. Private donors have played an important role as well. These gifts support new facilities and programs and, most important, provide the scholarship incentives that bring Nevada's best and brightest student scholars to campus.

UNLV operates an on-campus Center for Business and Economic Research, Center for Economic Education, Harry Reid Center for Environmental Studies (in cooperation with the U.S. Environmental Protection Agency), Desert Biology Research Center, Center for Survey Research, Nuclear Waste Transportation Research Center and other research and public-service centers.

Offering more than 200 undergraduate programs and 145 graduate tracts, UNLV graduated a class of over 6,000 last year. The University operates on a semester system and is a member of the American Association of State Colleges and Universities, the Council of Graduate Schools, the American Council of Education and the Western College Association. All of the University's academic programs are fully accredited by the Northwest Association of Schools and Colleges, and many programs have received further accreditation from independent national accreditation bodies.



PRESIDENT

Keith WHITFIELD

Keith E. Whitfield is an experienced university administrator and prolific scholar in the fields of psychology, health, and aging. President Whitfield joined UNLV in August 2020 after serving as provost, senior vice president of academic affairs, and professor of psychology at Wayne State University in Michigan. He previously served as vice provost for academic affairs at Duke University, where he was also a professor in the department of psychology and neuroscience and co-director of the university's Center on Biobehavioral Health Disparities Research.

A student success-focused leader, Whitfield is proud to oversee one of the nation's most diverse universities for undergraduates and one that holds the highest recognition for both research and community engagement. In 2021 he introduced Top Tier 2.0, a strategic plan update that moves UNLV forward on its path to becoming a top public urban research university through focused growth in undergraduate and graduate student success, economic diversification, community engagement, and diversity, equity and inclusion. He has brought energy and innovation to a vibrant university, leading initiatives such as an interdisciplinary approach to faculty hiring and research, and the introduction of the first-ever "digital president" to connect with and meet the needs of students.

An active administrator and researcher, Whitfield has authored or co-authored over 200 publications and has earned nearly \$20 million in funding from agencies including the National Institutes of Health, National Institute on Aging, and the National Science Foundation. A psychologist and expert on the social, psychological, and cultural factors of cognition and healthy aging, Whitfield's current research focuses on the relationship between stress and longevity in African American families.

He's a member of the National Institute on Aging's National Advisory Council on Aging, he sits on the board of directors for the American Foundation for Aging Research, Junior Achievement USA, and the Coalition of Urban Serving Universities, and has served on committees for the National Academies of Sciences and Medicine and the National Institutes of Health.

Whitfield earned a bachelor's degree in psychology from the College of Santa Fe, a Master's in psychology and Ph.D. in lifespan developmental psychology from Texas Tech University, and he completed postdoctoral training in quantitative genetics from the University of Colorado Boulder.



ALL-TIME UNLV PRESIDENTS

<i>William D. Carlson</i>	1957-65
<i>Donald C. Moyer</i>	1965-68
<i>Roman J. Zorn</i>	1969-74
<i>Donald Baepler</i>	1974-78
<i>Brock Dixon</i>	1978-79
<i>Leonard "Pat" Goodall</i>	1979-84
<i>Robert C. Maxson</i>	1984-94
<i>Kenny Guinn (interim)</i>	1994-95
<i>Carol C. Harter</i>	1995-06
<i>David B. Ashley</i>	2006-09
<i>Neal Smatresk</i>	2009-13
<i>Donald Snyder (interim)</i>	2014
<i>Len Jessup</i>	2015-18
<i>Marta Meana (acting)</i>	2018-20
<i>Keith E. Whitfield</i>	2020-SA

STATE BOARD OF REGENTS



Erick HARPER

Longtime university athletics administrator Erick Harper was selected as UNLV's permanent Director of Athletics on Jan. 1, 2022, after serving in the role on an interim basis for the previous five months.

As UNLV's AD, Harper is charged with overseeing all aspects of the athletics department as well as the Thomas & Mack Center, including general operations, fiscal affairs, facilities, strategic planning and external relations.

"Erick has a strong track record in intercollegiate athletics and tremendous passion for our university, our student-athletes, and our coaches," said UNLV President Keith E. Whitfield when he announced the appointment. "He's also vested in our community and has a vision for the program that I believe will continue the momentum we've built and lead us to new levels of success in all areas of Rebel athletics."

In his first 18 months on the job, Harper already effected significant change. Under his leadership, a new strategic plan was announced in September 2022 that is aimed at helping deliver a premier student-athlete experience in college athletics and providing Rebels the opportunity to succeed as students, athletes and into the future as well-rounded community leaders. In alignment with the broader UNLV Top Tier 2.0 Strategic Plan, the athletics department worked in tandem with the University to develop a clear strategy for achieving athletic and academic excellence.

The Rebels have excelled in both of those areas with Harper at the helm. In just two seasons, nine UNLV teams have claimed conference championships, with eight league Coach of the Year honorees and multiple teams earning NCAA Tournament bids. In addition, UNLV took back the annual Silver State Series trophy during the 2022-23 season by recording the third-highest score in the history of the competition, which is a formal head-to-head athletic and academic challenge between longtime rivals UNLV and UNR.

Following the Spring 2023 semester, UNLV student-athletes earned a collective grade point average of 3.0 or higher for a record 12th-straight semester. In addition, UNLV's student-athlete graduation rate has risen to a record 88%. UNLV Athletics also set a record for its Multi-Year Academic Progress Rate with a score of 987.

Fundraising has been a major focus under Harper as well. The department has received over \$4.5 million since he took over, benefitting student-athlete scholarships, health and mental wellness, nutrition, academic support and capital projects. More than 55 major gifts from corporations totaling \$3.1 million have been received, going toward new facility projects and renovations, including new practice field turf at the Fertitta Football Complex, new lighting at the Thomas & Mack Center and Cox Pavilion, new scoreboards at Eller Media Stadium (softball) and Peter Johann Memorial Field (soccer) and the renovation of the Lied Athletic Complex to include the Switch Sports Science Studio.

The department is also gearing up to launch its first-ever athletics-specific capital campaign and plans to provide Alston money to its student-athletes for the first time during the 2023-24 school year.

Harper has hired six new head coaches in the sports of men's golf, football, men's soccer, men's tennis, track & field/cross country and volleyball. His hire of Barry Odom marked the first for UNLV football with previous head coaching experience on the FBS level since College Football Hall of Famer John Robinson led the Rebels from 1999-2004.

Under Harper's direction, UNLV Athletics also announced that the Rebels' long-standing multimedia relationship with Learfield was expanded, which provides the department with guaranteed revenue through the 2029-30 season, while a new partnership with its Amplify division will provide a new opportunity to accelerate revenue generation through ticketing and premium sales efforts.

Harper also brought back the UNLV Athletics Hall of Fame induction ceremony and dinner event for the first time in six years, inducting a new class in May 2022.

Harper currently serves on several boards, including the 2024 Super Bowl Host Committee, the Las Vegas Bowl Committee and the After-School All-Stars Committee.

Prior to becoming Director of Athletics, Harper served nine years as UNLV's senior associate athletics director for development. Harper has been in university athletics administration for more than 30 years. He joined UNLV as associate athletics director for development in 2012. In that role, he oversaw fundraising efforts for the department and served as a sport administrator for multiple sports, including football and women's golf.

Prior to UNLV, Harper was associate athletics director for football operations at the University of Arizona from 2003-11. He began his athletics administrative career at Kansas State University (1990-2003), where he served in development, marketing, and compliance roles and as a sport administrator for multiple sports.

Harper earned his bachelor's degree in 1992 from Kansas State, where he was a four-year starter and standout defensive back for the Wildcats football team. He later earned a master's in organizational management and leadership from Ashford University in 2013.

Harper and his wife, Dr. Patrice Hester-Harper, who holds three degrees (bachelor's, master's, PhD) from UNLV and is currently associate vice president for development and principal gifts for the university, have two daughters, Sydney (16) and Avery (7).





40 years in the Thomas & Mack

.787 home winning percentage

THOMAS & MACK CENTER



The entire campus of basketball facilities at UNLV are among the best in the nation. There is nothing quite like the Thomas & Mack Center when it's full. The energy in this famous arena during games creates

> Runnin' Rebel head coach **Kevin Kruger**



buchanan natatorium
men's and women's swimming and diving



COX PAVILION


Home of UNLV's women's basketball and volleyball teams.



johann field
men's and women's soccer




REBEL RUNDOWN



Mendenhall Center

- » State of the art basketball practice facility
- » 38,000 square feet of space
- » Three levels, two basketball courts, academic area, film room, locker rooms, athletic training center and weight room



MENDENHALL CENTER



eller media stadium
softball



partridge stadium
track & field



FRANK & VICKI FERTITTA TENNIS COMPLEX

MEN'S & WOMEN'S TENNIS

An excellent place to play or watch tennis is right here at UNLV ...


> Tennis legend **Billie Jean King** in USA TODAY, 2005



EARL E. WILSON STADIUM

Home to UNLV baseball

ANTHONY & LYNDY MARNELL UNLV BASEBALL CLUBHOUSE



Earl E. Wilson Stadium is one of the finest facilities on the West Coast and creates a good home field advantage for us. The kids take pride playing here and we wouldn't trade it for the world.

> UNLV head coach **STAN STOLTE**



HONOR ROLL

2022-23

ALL – AMERICANS

Rosa Santana
[women's track & field]
USTFCCA First Team- »
Indoors & Outdoors

Isabel Martin
[volleyball]
AVCA All-America »
» Honorable Mention

ALL – REGION/DISTRICT

Caden Fioroni
[men's golf]
GCCAA » All-West Region

Isabel Martin
[volleyball]
AVCA » Pacific South »
All-Region

Jhenna Gabriel
[volleyball]
AVCA » Pacific South
All-Region

EJ Harkless
[men's basketball]
USBWA » All-District VII
NABC » All-District 17 2nd Team

PLAYERS OF THE YEAR

Caden Fioroni
[men's golf]
Mountain West »
Player of the Year

Rosa Santana
[women's track & field]
Mountain West »
Co-Indoor Student-Athlete of the Year

Jhenna Gabriel
[women's volleyball]
Mountain West »
Newcomer of the Year

Kiara Jackson
[women's basketball]
Mountain West »
Sixth Player of the Year

Thienna Huynh
[women's golf]
Mountain West »
Freshman of the Year

Krzysztof Matuszewski
[men's swimming]
WAC »
Freshman of the Year

CONFERENCE CHAMPIONS

Women's Basketball
Mountain West
Regular-Season Champions

Women's Tennis
Mountain West
Tournament Champions

Men's Swimming & Diving
WAC Champions

Women's Basketball
Mountain West Tournament Champions

Volleyball
Mountain West Regular-Season Champions

COACHES OF THE YEAR

Ben Loorz
[women's/men's swimming & diving]
WAC Men's Swimming Coach of the Year

Lindy La Rocque
[women's basketball]
Mountain West Coach of the Year

Dawn Sullivan
[volleyball]
Mountain West Coach of the Year

men's BASKETBALL

- 1 NCAA team championship
- 4 Final Four appearances
- 20 NCAA tournament appearances
- 13 Conference championships
- 11 League tournament titles
- 20 All-Americans, 28 times
- 1 John Wooden Award Winner
- 15 NBA first round draft picks
- 9 Lottery Picks

women's BASKETBALL

- 10 NCAA tournament appearances
- 1 WNIT runner-up finish
- 7 Conference championships
- 7 League tournament titles
- 11 All-Americans, 15 times
- 1 National Freshman of the Year
- 6 Conference MVPs
- 4 Conference Freshmen of the Year

BASEBALL

- 11 NCAA Regional appearances
- 11 Conference championships
- 16 All-Americans
- 12 Freshman All-Americans
- 5 Conference MVPs
- 3 Conference Coach of the Year
- 3 Conference Pitchers of the Year
- 3 Conference Freshman of the Year

SOFTBALL

- 9 NCAA tournament appearances
- 3 College World Series berths
- 2 Conference titles
- 12 All-Americans, 20 times
- 1 Olympic Gold Medallist, 3 times
- 3 Conference Coaches of the Year, 6x
- 6 Conference MVPs, 7 times
- 2 Conference Pitchers of the Year
- 1 Conference Freshman of the Year

women's SWIMMING

- 5 Conference championships
- 9 All-Americans, 19 times
- 15 Conference MVPs
- 5 Conference Coaches of the Year

men's SWIMMING

- 13 Conference championships
- 3 Regular-season championships
- 33 All-Americans, 95 times
- 12 Conference MVPs
- 15 Conference Coaches of the Year

men's GOLF

- 1 NCAA team championship
- 2 NCAA individual champions
- 31 Consecutive NCAA berths, NCAA record
- 9 Conference championships
- 5 NCAA West Regional titles
- 7 Conference individual titles
- 25 All-Americans, 47 times
- 3 NCAA Regional medalists
- 2 National Coach of the Year Awards
- 1 Ben Hogan Award Winner
- 1 Jack Nicklaus Award Winner
- 1 Fred Haskins Award Winner
- 1 Golfstat Award Winner
- 1 National Freshman of the Year
- 4 Conference Coach of the Year
- 14 Conference MVPs
- 8 Conference Freshmen of the Year

women's GOLF

- 4 NCAA finals appearance
- 17 NCAA regional appearances
- 4 NCAA individual appearance
- 7 Conference championships
- 4 All-Americans, 8 times
- 8 Conference Golfer of the Year
- 9 Conference Freshmen of the Year
- 5 Conference Coaches of the Year

FOOTBALL

- 2 Conference championships
- 3 Bowl game victories
- 9 All-Americans, 13 times
- 9 Conference MVPs
- 1 Conference Student-Athlete of the Year
- 3 Conference Coaches of the Year
- 8 Conference Freshmen of the Year
- 4 Freshman All-Americans

men's SOCCER

- 7 NCAA tournament appearances
- 5 Conference championships
- 3 League tournament titles
- 4 All-Americans, 8 times
- 9 Conference MVPs
- 3 Conference Coach of the Year
- 3 Conference Freshman of the Year

women's SOCCER

- 4 NCAA Tournament appearances
- 3 Conference titles
- 5 Conference MVPs
- 3 League tournament titles
- 3 Conference Coaches of the Year

VOLLEYBALL

- 4 NCAA tournament appearances
- 2 Conference tournament titles
- 2 Conference Freshmen of the Year
- 5 Conference Coaches of the Year
- 1 Conference Player of the Year (2 times)
- 3 AVCA All-Americans (3 times)

TRACK / FIELD

- 2 NCAA individual champions
- 5 Conference outdoor titles
- 1 Conference indoor title
- 1 Conference indoor Coach of the Year
- 53 All-Americans, 99 times
- 1 U.S. Olympic Head Coach

women's TENNIS

- 14 NCAA tournament appearances
- 7 Conference tournament titles
- 6 Regular season championships
- 3 All-Americans, 5 times
- 1 National Rookie of the Year
- 12 Conference MVPs
- 1 Conference Student-Athlete of the Year
- 6 Conference Freshmen of the Year
- 3 Conference Coaches of the Year

men's TENNIS

- 2 NCAA individual champions
- 3 Collegiate Grand Slam titles
- 8 NCAA tournament appearances
- 5 Conference tournament titles
- 5 All-Americans, 9 times
- 10 Conference MVPs
- 3 Conference Coaches of the Year
- 3 Conference Freshmen of the Year



CHAMPIONS





Larry JOHNSON

- » Former Runnin' Rebel
- » Member of 1990 NCAA Championship team
- » College Basketball's Player of the Year
- » 2-time NBA All-Star
- » 1992 NBA Rookie of the Year



charley HOFFMAN

- » Former Rebel golfer
- » PGA Tour Winner



Keenan MCCARDELL

- » Former Rebel wide receiver
- » First UNLV alumnus to score in Super Bowl
- » 2 TDs in Tampa Bay's Super Bowl win
- » Played in two Pro Bowls
- » Retired among top 10 in NFL history with 883 receptions



randall CUNNINGHAM

- » Former Rebel quarterback/punter
- » Two-time All-American
- » First QB selected in 1985 NFL Draft
- » Played in four Pro Bowls
- » 1998 NFL Player of the Year
- » Three-time Bert Bell Award winner
- » College Football Hall of Famer

ryan MOORE

- » Former Rebel golfer
- » 2004 Individual NCAA Champion
- » PGA Tour Winner



anthony BENNETT

- » 2013 No. 1 Overall NBA Draft Pick
- » 2013 MW Freshman of the year
- » 2013 All-America Honorable Mention
- » Former Runnin' Rebel



lori HARRIGAN

- » Former Rebel softball pitcher
- » 3-time Olympic Gold Medalist




adam SCOTT

- » Former Rebel golfer
- » 2013 Masters Champion
- » PGA Tour Winner

ickey WOODS

- » Former Rebel running back
- » 1986 NCAA rushing champion
- » Highest NFL draft pick in UNLV history
- » Popularized famed "Ickey Shuffle"
- » Led Bengals to Super Bowl XXXIII



kenny MAYNE

- » Former Rebel quarterback
- » Former ESPN talent and TV pitchman
- » 2006 *Dancing with the Stars* participant

greg ANTHONY

- » Former Runnin' Rebel
- » Member of 1990 NCAA Championship team
- » 11-year NBA career
- » TV Analyst



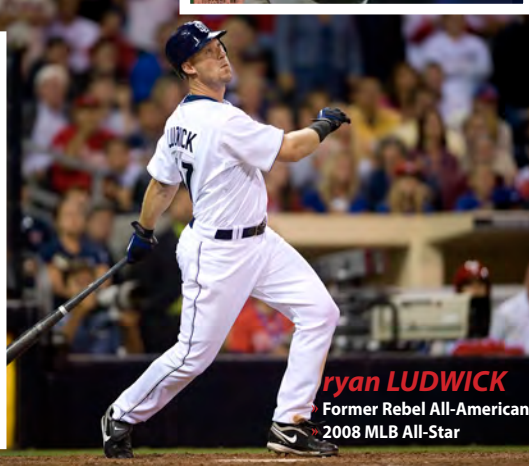
george MALOOF

- » Former Rebel defensive back
- » Original Chairman of Palms Hotel
- » Maloof family is minority owner in NHL's Las Vegas franchise



shawn MARION

- » Former Runnin' Rebel
- » NBA Champion
- » 4-time NBA All-Star



ryan LUDWICK
Former Rebel All-American
2008 MLB All-Star

Las Vegas by the Numbers

W

ith a population of 2 million and counting, Las Vegas/Clark County is one of the fastest growing areas in the United States and a perfect example of modern urban living. Located in the nation's seventh-largest state, the city of Las Vegas (Spanish for "the meadows") was discovered by Spanish explorers and first settled by a Mormon expedition in 1855. Today, the city is the unquestioned hub of the scenic Southwest. Outdoors, the world-famous Hoover Dam is visited by more than a million people each year while the Lake Mead National Recreation Area is annually host to 9 million visitors for fishing, boating, hiking, camping and water sports. Las Vegas can just as easily head to the surrounding mountains (Nevada means "snowcapped" in Spanish) as Mt. Charleston offers snow skiing from an elevation reaching 12,000 feet and Red Rock Canyon boasts outdoor activities amid breath-taking views. Indoors, of course, Las Vegas offers unmatched excitement but the renowned "Entertainment Capital of the World" has also quickly developed into a first-class community offering families a year-round high-quality standard of living.

16 of the 30
Largest Hotels
in the World

69°
Annual Average
Temperature

42 Million Visitors
Per Year

292 Days of Sunshine
Each Year

TOP
15 Best U.S. Hiking
Cities according to
National Geographic



ONLY

2023 FOOTBALL MEDIA GUIDE

OUR TOWN OUR TEAM



VS  BRYANT BULLDOGS SEP 2	AT M SEP 9	VS V SEP 16	AT  UTEP MINERS SEP 23	VS H SEP 30	AT  NEVADA OCT 14
VS  OCT 21	AT  OCT 28	AT  NOV 4	VS  NOV 10	AT AF NOV 18	VS  NOV 25