

TROY



2023 MEDIA GUIDE



THIS IS

FOOTBALL





1

1. ENTRANCE

The entrance to the North End Zone Facility is home to Troy's three NCAA National Championship trophies and seven Sun Belt Championship trophies. It features a grand rotunda and spiral staircase.

2. HONORING OUR PAST

Troy has a rich tradition of sending players to the NFL, and current Trojans are reminded each day of that history with a stunning display outside of their locker room.

3. FUEL STATION

Troy football players have access to a nutrition room located directly next to the weight room. The nutrition room features a pair of Powerade slushy machines.

4. TWO PLAYER LOUNGES

The North End Zone Facility features TWO lounges for the players to relax and features the latest gaming systems, multiple televisions, pool table and more.

5. ACADEMIC SUCCESS

The second floor of the North End Zone Facility highlights many of Troy's successes, including the academic achievements of the current players.

6. RECOVERY POOL

Troy football players have access to the latest technology when they finish a workout or come off the practice field. After putting their pads in a state-of-the-art mud room, players cool down in the pool located directly behind their locker room.

7. ANYBODY, ANYTIME, ANYWHERE

Located outside the locker room, a reminder of Troy's biggest wins in school history.

8. HOME SWEET HOME

Troy's locker room is one of the premier spaces in all of college football featuring 120 state-of-the-art lockers.



2

FOOTBALL



3



4



TROY FOOTBALL ACADEMIC SUCCESS

5




ANYBODY ANYTIME ANYWHERE

7


6



FACILITY



8



THIS IS TROY FOOTBALL

North End Zone Facility	2-3
Quick Facts	4
Bowl Tradition	5
Troy is Back.....	6-7
Trojan Walk.....	8
Students	9
Gameday	10-11
Trojans in the NFL.....	12-13
Trojans in the Super Bowl.....	14-15
Sun Belt Conference	16

GENERAL INFO

Media Info	18-19
Veterans Memorial Stadium.....	20-21
Numerical Roster.....	22-23
Alphabetical Roster	24-25
2023 Trojans	26-27
Radio Broadcast Team	28

COACHES & STAFF

Coaching Staff.....	30
Head Coach Jon Sumrall.....	31-33
Assistant Coach Gary Banks.....	34
Assistant Coach Joe Bernardi.....	35
Assistant Coach Joe Craddock	36
Assistant Coach Greg Gasparato.....	37
Assistant Coach Bam Hardmon	38
Assistant Coach Brock Hays	39
Assistant Coach Eric McDaniel	40
Assistant Coach Evan McKissack.....	41
Assistant Coach Travis Pearson.....	42
Assistant Coach Tayler Polk	43
Football Staff	44-50
Athletic Administration.....	50
Chancellor Dr. Jack Hawkins, Jr.	51
Director of Athletics Brent Jones.....	52

2023 OPPONENTS

Opponents.....	54-56
Road Venues.....	57-58
Road Headquarters.....	58
All-Time Against 2023 Opponents.....	59
All-Time Against Conferences.....	60

2022 REVIEW

Ole Miss.....	62
Alabama A&M	62
App State	63
Marshall.....	63
Western Kentucky	64
Southern Miss	64
Texas State	65
South Alabama	65
Louisiana	66
Army	66
ULM.....	67
Arkansas State	67
Coastal Carolina.....	68
UTSA	68
2022 Final Stats	69-78
2022 Starters	78

HISTORY

1968 NAIA National Champions	80
1984 NCAA Division II National Champions.....	81
1987 NCAA Division II National Champions.....	82
2004 Silicon Valley Bowl.....	83
2006 R+L Carriers New Orleans Bowl.....	84
2008 R+L Carriers New Orleans Bowl.....	85
2010 GMAC Bowl.....	86
2010 R+L Carriers New Orleans Bowl.....	87
2016 Dollar General Bowl.....	88
2017 New Orleans Bowl.....	89
2018 Dollar General Bowl.....	90
2022 Cure Bowl	91
Trojan All-Americans	93
FBS All-Americans / National Award Winners	94-96
All-Gulf South Conference.....	97-98
All-Southland Conference.....	99-100
All-FCS Independent	100
All-Sun Belt Conference.....	101-107
Sun Belt Conference Specialty Awards.....	108-110
All-Time Letterwinners	111-122
Trojans in the NFL Draft	123
Trojans in the NFL.....	124-125
All-Time Results	126-134
All-Time Against Opponents.....	135-137

Trojans All-Time in the Postseason.....	137
Coach Year by Year Results.....	138
Opponent Year-by-Year	139-145
Timeline of Troy University Football.....	146-149
Troy University Football Glossary	150-152
All-Time Assistant Coaches.....	153

RECORDS

Individual Records	156-159
Milestone Games	160-168
Game Records	169-170
Team Single-Season Records	171-175
Individual Single-Season Records	176-180
Career Records	181-188
Yearly Leaders.....	189-192

CREDITS

EXECUTIVE EDITOR / LAYOUT / DESIGN

Adam Prendergast

EDITORIAL ASSISTANCE

Hanna Cooper, Barry McKnight

COMPILATION

Adam Prendergast, Hanna Cooper and the past Media Relations contacts for Troy football

COVER DESIGN

Chloe Schobert

Copyright, 2023, Troy University Department of Athletics

Associate AD/Communications & Creative Content:

Adam Prendergast

Football, Men's Golf, Men's Tennis, Administration

Alma Mater: Auburn, '03; Troy, '21

Office: 334-670-3832 Cell: 334-372-5555

Email: adamp@troy.edu

Director: Robert Stevens

Secondary Football, Women's Basketball, Baseball

Alma Mater: Utica, '21; Troy, '23

Cell: 315-807-8109

Email: restevens@troy.edu

Graduate Assistant: Keelyn Wheeler

Volleyball, Indoor Track & Field, Softball

Alma Mater: Texas Tech, '23

Cell: 325-716-8845

Email: bmostyn@troy.edu

Graduate Assistant: Chad Mays

Men's Basketball, Soccer, Outdoor Track & Field, Women's

Tennis

Alma Mater: Nebraska, '23

Cell: 408-706-0055

Email: cmays224771@troy.edu

Football Credential Requests:

[TroyTrojans.com/Credentials](https://www.troy.edu/athletics)

GENERAL INFORMATION

Location:.....	Troy, Alabama
Founded:	1887
Enrollment:	20,000
Chancellor:	Dr. Jack Hawkins, Jr.
FAR:	Dr. Fred Green
Athletics Director:	Brent Jones
Conference:	Sun Belt
Nickname:	Trojans
Colors:	Cardinal (202), Silver (877) and Black
Stadium (Capacity):	Veterans Memorial (30,000)

FOOTBALL HISTORY

First Season:	1909
All-Time Record:	565-427-28
Overall Postseason Record:	20-11
Bowl Record:	6-3
Last Bowl Appearance:
.....	2022 Cure Bowl (Troy 18, UTSA 12)
Regular-Season Conference Titles:	22

2022 REVIEW

2022 Overall Record:	12-2
2022 Sun Belt Record (Finish):.....	7-1 (1st West)
2022 Postseason:.....	2022 Cure Bowl (Troy 18, UTSA 12)

2023 PREVIEW

Lettermen Returning/Lost:.....	39/37
Offense	16/17
Defense.....	21/15
Special Teams	2/5
Starters Returning/Lost:	19/7
Offense.....	7/4
Defense.....	6/5
Special Teams	2/2

FOOTBALL STAFF

Head Coach:	Jon Sumrall (Kentucky, '05)
Record at Troy (Second Season):.....	12-2
Career Record (Second Season):	12-2
Receivers:	Gary Banks (Troy, '08)
Offensive Line:	Joe Bernardi (Fresno State, '10)
Offensive Coordinator / QB:	Joe Craddock (Middle Tenn, '09)
Defensive Coordinator / Safties:	Greg Gasparato (Wofford, '09)
Outside Linebackers / BAN:	Bam Hardmon (Florida, '03)
Running Backs:	Brock Hays (Grambling State, '09)
Defensive Line:	Eric McDaniel (Purdue, '14)
Tight Ends:	Evan McKissack (Troy, '14)
Cornerbacks:	Travis Pearson (Alabama State, '97)
Co-Def. Coordinator / Linebackers:	Tayler Polk (Ole Miss, '19)
Defensive Analyst	David Mackie (Georgia, '05)
Special Teams Analyst.....	James Vollono (Catholic Univ, '03)
Defensive Analyst:	Brayden Berezowitz (Kentucky, '19)
Dir. of On-Campus Recruiting:	Cortlynn Harris (Ole Miss, '21)
Strength:	Rusty Whitt (Abilene Christian, '94)
Director of HS Relations / Off Ana.	Caleb Ross (Samford, '02)
Chief of Staff	Jamaal Smith (Troy, '07)
General Manager.....	Cole Heard (Jacksonville State, '18)

TROY UNIVERSITY

DEPARTMENT OF ATHLETICS

Mailing & Overnight Address:
5000 Veterans Stadium Drive
Troy, AL 36082
334.670.3482

TROY UNIVERSITY MISSION STATEMENT

Troy University is a public institution comprised of a network of campuses throughout Alabama and worldwide. International in scope, Troy University provides a variety of educational programs at the undergraduate and graduate levels for a diverse student body in traditional, nontraditional and emerging electronic formats. Academic programs are supported by a variety of student services which promote the welfare of the individual student. Troy University's dedicated faculty and staff promote discovery and exploration of knowledge and its application to life-long success through effective teaching, service, creative partnerships, scholarship and research.

TROY ATHLETICS MISSION STATEMENT

The Troy University Athletics Department is an integral part of the University. Its mission is to assure a balance between the desire to win and the desire to facilitate positive growth of student-athletes. The Athletics Department will strive to graduate student-athletes who will make significant contributions to society, view their experience in athletics as rewarding, and who will be proud alumni and advocates of the University



TROY BOWL GAMES



SILICON VALLEY FOOTBALL CLASSIC
San Jose, Calif. - December 30, 2004

Northern Illinois 34, Troy 21



R+L CARRIERS NEW ORLEANS BOWL
New Orleans, La. - December 22, 2006

Troy 41, Rice 17



R+L CARRIERS NEW ORLEANS BOWL
New Orleans, La. - December 21, 2008

Southern Miss 30, Troy 27 (OT)



GMAC BOWL
Mobile, Ala. - January 6, 2010

No. 25 Central Michigan 44, Troy 41 (2OT)



R+L CARRIERS NEW ORLEANS BOWL
New Orleans, La. - December 18, 2010

Troy 48, Ohio 21



DOLLAR GENERAL BOWL
Mobile, Ala. - December 23, 2016

Troy 28, Ohio 23



R&L CARRIERS NEW ORLEANS BOWL
New Orleans, La. - December 26, 2017

Troy 50, North Texas 30



DOLLAR GENERAL BOWL
Mobile, Ala. - December 22, 2018

Troy 42, Buffalo 32



CURE BOWL
Orlando, Fla. - December 16, 2022

Troy 18, No. 22 USTA 12

BOWL TRADITION



1

1. NEW ORLEANS BOWL CHAMPIONS

Troy celebrates its 2017 New Orleans Bowl victory over North Texas; its second bowl title in as many years and third straight overall.

2. THUNDER IN THE VALLEY - PART ONE

Troy almost began its role as "Giant Killers" a year early with a tough 30-24 loss at eventual national champion Clemson; the game featured a controversial touchdown scored by Troy that was disallowed by the officials.

3. SUN BELT CHAMPIONS

Troy won its league-leading sixth Sun Belt Conference title in 2017, finishing with a 7-1 record.

4. OOPS, WE DID IT AGAIN!

Troy celebrates in the locker room following its victory at Nebraska in 2018, the Trojans' second win over a Power 5 team in as many seasons.

5. WELCOME TO THE TOP 25!

Troy became the first team in Sun Belt history to earn a Top 25 ranking in either the AP or Coaches Poll when the Trojans debuted at No. 25 in 2016.

6. DOLLAR GENERAL BOWL CHAMPIONS!

Troy's first bowl appearance since 2010 was a memorable one as Troy won the 2016 Dollar General Bowl over Ohio.

7. THUNDER IN THE VALLEY - PART TWO

Troy stunned the nation by rolling into Death Valley and knocking off No. 22 LSU; the win snapped LSU's 49-game home non-conference winning streak.

8. THREE IN A ROW!

Carlton Martial celebrates one of his two forced fumbles as Troy defeated Buffalo in the 2018 Dollar General Bowl for its third bowl win in as many years and its fourth straight overall.

9. SBC CHAMPS - AT HOME!

Troy won 11 straight games, hosted the Sun Belt Championship Game and finished the 2022 season ranked No. 19 in the country in Jon Sumrall's first season as head coach.

D-Ware
@DeMarcusWare

Following

That battle shows u what type of team ya'll have. Keep fighting; never the underdog unless u feel like one! #OneTroy



Troy Football x10 @TroyTrojansFB
FINAL | Clemson 30, Troy 24

Great pride, toughness and fight shown by this Trojan football team #RTW #OneTROY

2



TROY

3



4





AP Top 25 @AP_Top25 · 13 Nov 2016
 Welcome to the #APTop25, @TroyTrojansFB! Troy ranked for 1st time in school history. apne.ws/2fwttf7



5

22 568 608



6



7

IS BACK



8



9





TROJAN WALK





STUDENTS





GAMEDAY







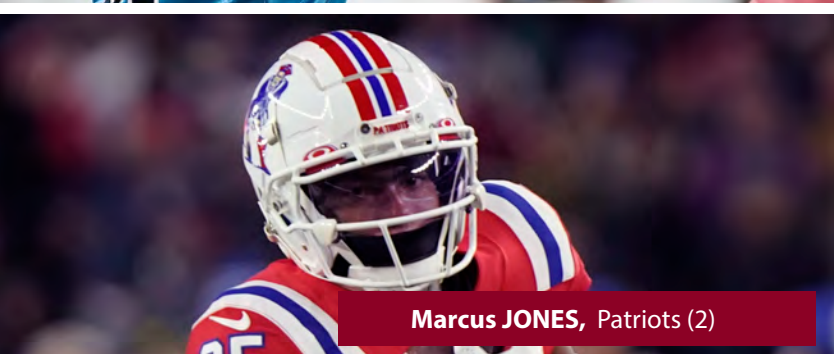
Mario ADDISON, Texans (12)



Damion WILLIS, XFL



Shakel BROWN, Titans (R)



Marcus JONES, Patriots (2)



Trevon SANDERS, XFL



Chandler WORTHY, Argonauts (6)



Brandon SILVERS, XFL



RaJae' Johnson, Argonauts (R)



Justin Whisenhunt, Wranglers (R)

TROJANS IN THE PROS



DeMarcus WARE, Retired



Osi UMENYIORA, Retired



Lawrence TYNES, Retired

PLAYERS DRAFTED SINCE JOINING THE SUN BELT


*First round selections highlighted



DeMARCUS WARE ('05)

First Round - Dallas Cowboys

Highest draft pick in Sun Belt history



BRANNON CONDREN ('07)

Fourth Round - Indianapolis Colts



LEODIS MCKELVIN ('08)

First Round - Buffalo Bills

Highest draft pick in Sun Belt history



SHERROD MARTIN ('09)

Second Round - Carolina Panthers



CAMERON SHEFFIELD ('10)

Fifth Round - Kansas City Chiefs



JORRICK CALVIN ('10)

Sixth Round - Arizona Cardinals



LEVI BROWN ('10)

Seventh Round - Buffalo Bills



JERREL JERNIGAN ('11)

Third Round - New York Giants



JONATHAN MASSAQUOI ('12)

Fifth Round - Atlanta Falcons



ANTONIO GARCIA ('17)

Third Round - New England Patriots



JAKE ANDREWS ('23)

Fourth Round - New England Patriots



TROJANS IN THE SUPER BOWL

1. VIRGIL SEAY

Virgil Seay and the Washington Redskins defeated the Miami Dolphins, 27-17, in Super Bowl XVII (Jan. 30, 1983) played at the Rose Bowl in Pasadena, Calif. The Redskins finished the regular season 8-1 in the strike-shortened year. Seay returned to the Super Bowl with the Redskins the following season, but Washington fell, 38-9, to the Raiders.



SUPER BOWL XVII ('83)

Pasadena, Calif. - Redskins 27, Dolphins 17

Virgil Seay (WR) - Washington Redskins

2. KERRY JENKINS

Kerry Jenkins ended a 20-year drought for Troy players winning a Super Bowl as the starting left guard for Tampa Bay in a 48-21 victory over Oakland in Super Bowl XXII (Jan. 26, 2003) at Qualcomm Stadium in San Diego, Calif. The Buccaneers outgained the Raiders 365-269 in the game.



SUPER BOWL XXII ('84)

Tampa, Fla. - Raiders 38, Redskins 9

Virgil Seay (WR) - Washington Redskins

3. LAWRENCE TYNES

Lawrence Tynes has the distinction of being one of two Troy players to win multiple Super Bowls. The former New York Giants kicker won Super Bowl XLII with the Giants in 2008 and again in 2012 in Super Bowl XLVI. Both victories came over the New England Patriots. The first title was a 17-14 victory at University of Phoenix Stadium in Glendale, Ariz., on Feb. 3, 2008, and snapped the Patriots' run at a perfect season. Tynes booted a 32-yard field goal to open the scoring. The Giants advanced to the Super Bowl after Tynes hit a game-winning 47-yard field goal in the NFC Championship Game. The field goal was the longest by a visiting kicker in Lambeau Field postseason history. Tynes kicked a pair of field goals in the Giants' 21-17 victory on Feb. 5, 2012, at Lucas Oil Stadium in Indianapolis, Ind., in Super Bowl XLII.



SUPER BOWL XXII ('88)

San Diego, Calif. - Redskins 42, Broncos 10

Jack Peavey (C) - Denver Broncos

4. OSI UMENYIORA

Osi Umenyiora has the distinction of being one of two Troy players to win multiple Super Bowls. The former New York Giants defensive end won Super Bowl XLII with the Giants in 2008 and again in 2012 in Super Bowl XLVI. Both victories came over the New England Patriots. In the first win, which spoiled the Patriots' run at a perfect season, Umenyiora recovered a Tom Brady fumble and was the Giants' lone Pro Bowl representative that season.



SUPER BOWL XXXVII ('03)

San Diego, Calif. - Buccaneers 48, Raiders 21

Kerry Jenkins (G) - Tampa Bay Buccaneers

5. JERREL JERNIGAN

In his first season in the NFL, Jerrel Jernigan and the New York Giants defeated the New England Patriots, 17-14, in Super Bowl XLII held at University of Phoenix Stadium in Glendale, Ariz., on Feb. 3, 2008. He was part of a trio of Trojans in the game joining Lawrence Tynes and Osi Umenyiora on the Giants' squad. Jernigan averaged 23.7 yards on three kickoff returns in the Super Bowl victory.



SUPER BOWL XLII ('08)

Glendale, Ariz. - Giants 17, Patriots 14

Osi Umenyiora (DE) - New York Giants
Lawrence Tynes (K) - New York Giants

6. DEMARCUS WARE

One of the greatest to ever play the game, DeMarcus Ware led the Denver Broncos to the Super Bowl 50 victory in his 11th season and second with the Broncos. Denver defeated the Carolina Panthers, featuring Trojan alum Mario Addison, 24-10, at Levi's Stadium in Santa Clara, Calif., on Feb. 7, 2016. Ware sacked Cam Newton twice in the game, hit Newton four times and was credited with five tackles in the victory.



SUPER BOWL XLV ('11)

Arlington, Texas - Packers 31, Steelers 25

Steve McLendon (NT) - Pittsburgh Steelers

7. STEVE McLENDON

After falling short in Super Bowl XLV in 2011 with the Pittsburgh Steelers, Steve McLendon earned redemption in Super Bowl LV as the Tampa Bay Buccaneers defeated the Kansas City Chiefs, 31-9, at Raymond James Stadium in Tampa, Fla., on Feb. 7, 2021. Traded to Tampa from the New York Jets in the middle of the season, McLendon recorded a tackle and a hit on Kansas City quarterback Patrick Mahomes in the game.



SUPER BOWL XLVI ('12)

Indianapolis, Ind. - Giants 21, Patriots 17

Osi Umenyiora (DE) - New York Giants
Lawrence Tynes (K) - New York Giants
Jerrel Jernigan (WR) - New York Giants



SUPER BOWL 50 ('16)

Santa Clara, Calif. - Broncos 24, Panthers 10

DeMarcus Ware (LB) - Denver Broncos
Mario Addison (DE) - Carolina Panthers



SUPER BOWL LV ('21)

Tampa Bay, Fla. - Buccaneers 31, Chiefs 9

Steve McLendon (DT) - Tampa Bay Buccaneers



SUN BELT CONFERENCE





GENERAL INFO



Media Info	18-19
Veterans Memorial Stadium	20-21
Numerical Roster	22-23
Alphabetical Roster	24-25
2023 Trojans	26-27
Radio Team	28

GENERAL INFORMATION

The 2023 Troy University Football Media Almanac is designed to aid members of the media in the coverage of Trojan football, as well as to serve as a tool to learn more about the University and the staff associated with the football program.

The staff of the Troy Athletics Communications office is eager to assist members of the media with all of their needs during the course of the season. Please feel free to contact our office at 334-670-3832 for information regarding credentials, team and player information, interviews, statistics, travel plans, photography, video highlights and press conferences

The Troy Athletics Communications office has certain policies and procedures that we ask you to abide by while covering the Trojans. These are for the benefit of your needs and those of Troy's student-athletes and coaches.

COMMUNICATIONS OFFICE

The Troy Athletics Communications office is located in the Tine Davis Fieldhouse. Enter through the west entrance into the North End Zone Facility and turn left to enter the Tine Davis Fieldhouse. The Communications staff offices are located in the suite of offices on the right side of the building.

CREDENTIAL REQUESTS / GAMEDAY POLICIES

The Troy Athletics Communications office will issue credentials to WORKING press only for games played at Veterans Memorial Stadium. Passes for spouses, children or friends will not be issued. The credentials are non-transferable. Any unauthorized use of a credential will result in the pass being revoked immediately.

Press passes will be distributed to those working in the press box. A sideline pass will be issued to working media needing sideline access.

Credential requests must be made online at TroyTrojans.com/credentials; requests via email will not be accepted. No credentials will be mailed via USPS. Passes can be sent via UPS or FedEx up until Thursday of game week at the requesting person's expense. All parking passes will be distributed electronically.

The Veterans Memorial Stadium Press Box will open three (3) hours prior to kickoff each week and will close three (3) hours after the conclusion of the game. Media, including radio crews, needing earlier access MUST coordinate with Associate AD for Communications & Creative Content Adam Prendergast by 5 p.m. on Thursday of game week.

Working members of the media who plan to cover Troy on the road should request credentials through the visiting team.

A pregame meal will be served beginning two hours prior to the game, this will be a boxed meal and credentials will be marked for each meal distributed.

WEBSITES AND NEW MEDIA

Web-based media sponsoring message boards or chat rooms that allow posting of anonymous information or rumors are ineligible for credentials or access to Troy media functions.

Websites sponsored by Rivals or 247Sports that produce original content on a consistent basis may be granted credentials.

If a news-gathering medium has an online site that sponsors anonymous forums, they may continue to request credentials under their traditional medium, but will not be granted additional passes or access for online staff.

Credentials will not be granted to any online agency operating sites that are in any way affiliated with gambling, or to "freelance" or "fan-based" sites that are not affiliated with a legitimate news gathering organization.

Live, real-time updates of Troy home games are the property of Troy University and unauthorized transmission of such is not permitted.

MEDIA PARKING

Parking for the media will be located in the parking lot located adjacent to the soccer and track complex. Shuttle services will be available via request to assist in transportation to the stadium.

Please notify the Troy Athletics Communications staff when requesting credentials if a parking pass will be required. All media parking will be located in **LOT 4**, and all media parking passes will be distributed electronically for the 2022 season.

JUST TROY, THANK YOU!

AP, NCAA, ABC, CBS, NBC, ESPN, AFCA and Troy Athletics

Though the Troy Department of Intercollegiate Athletics is a proud and integral part of Troy University, it desires to be recognized simply as Troy Athletics. Ditto regarding references to its sports teams: Troy football, Troy baseball, Troy golf, etc.

In all sports-related media references, we respectfully urge that the University's teams be identified with an appropriate appellation - Troy. In subsequent references of the same presentation the team may be referred to by its nickname - Trojans.

MID-WEEK INTERVIEWS

Interviews of Troy's coaches and student-athletes are encouraged and every effort will be made to accommodate media requests. All interviews should be coordinated through the Athletics Communications Office.

Players and coaches are available each Monday during the season at a weekly press conference. For the 2023 season, this press conference will be held virtually via Zoom at 11:30 a.m. Player and coach requests must be made by 3 p.m. each Sunday.

Players will be made available for one-on-one virtual interviews thru Wednesday of each week as their class schedule allows.

Head coach Jon Sumrall is generally accessible to members of the media. All interview requests should be made through the Athletics Communications office and all interviews will be conducted via Zoom or phone.

POSTGAME INTERVIEWS

Postgame interviews for the 2023 season will be held in the Football Team Meeting Room in the Tine Davis Fieldhouse. Media must raise their hand and use the microphone to ask questions.

Troy's locker room is off limits to media at all times.

The visiting team sports information director should be consulted for that school's postgame policies.

DAILY PRACTICES

The Troy Athletics Communications office staff encourages coverage of Trojan football not to be limited to gameday. As a general rule, all practices are open to the media and public. There may be instances, however, when all or part of a practice session is closed. Please contact the Athletics Communications office in advance if you plan on attending a practice session as an escort can be made available.

WEEKLY RELEASE

The weekly release, or "game notes" regarding Troy football is made available early in the week. A copy of the notes will be placed on TroyTrojans.com.

The release, which will be posted on the website in a portable document format (.pdf), will include notes, statistics and other pertinent information about that week's opponent and contest.

EMAIL SERVICE

Media outlets may request to be included on the email list to receive daily news regarding Troy football. To be added to the list, contact the Athletics Communications office and provide addresses to be included.

WIRELESS INTERNET

Wireless internet is available inside the Veterans Memorial Stadium Press Box free of charge. Please see a Communications representative for a user name and password. Also, please make sure your computer is up to date on anti-virus software, otherwise you will be unable to log in to the internet. If you do not have administrator access on your computer (password to install software) contact the Troy Athletics Communications office before arriving on game day.

VISITING RADIO

All visiting radio crews MUST request credentials through their school's communications director. Two POTS lines are available in the visiting radio booth along with high-speed internet access. A dry pair is available to the visiting locker room.

PHOTOGRAPHERS

Only photographers shooting for accredited media outlets or for Troy University will be issued photo passes, and allowed on the sidelines. Photographers are allowed to shoot behind the end zone and on the sidelines, but are not permitted in the team areas between the 20-yard lines.

Spaces have been reserved for working photographers to edit and transmit via high-speed internet connections on the fifth floor. The photo work area is located along the back wall of the main entry area of the press box and is available on a first come, first served basis. An additional field level work area is located inside Beard Executive Conference Room in the Tine Davis Field House and seating will be first come, first served.

GAMEDAY SERVICES

The Troy Athletics Communications staff will be on hand to assist all media members covering Trojan football.

Stats will not be printed at the end of each quarter nor at the end of the game; all game stats will be available via TroyStats.com.

The press box is equipped with multiple ethernet lines for connection to the internet, as well as wireless internet access. Contact a member of the Communications staff if you have problems with either service.

PROFESSIONAL SCOUTS

Professional scouts will be issued credentials and seating in the press box as space allows. Scouts are asked to submit requests online at TroyTrojans.com/credentials. If seating is unavailable in the press box, scouts will be issued tickets for seating in the stadium.

SUN BELT CONFERENCE CALL

The Sun Belt Conference will hold a weekly media teleconference call featuring each of the league's head coaches. Media wishing to participate in the teleconference should contact the Troy Athletic Communications office for details.

DIRECTIONS TO VETERANS MEMORIAL STADIUM

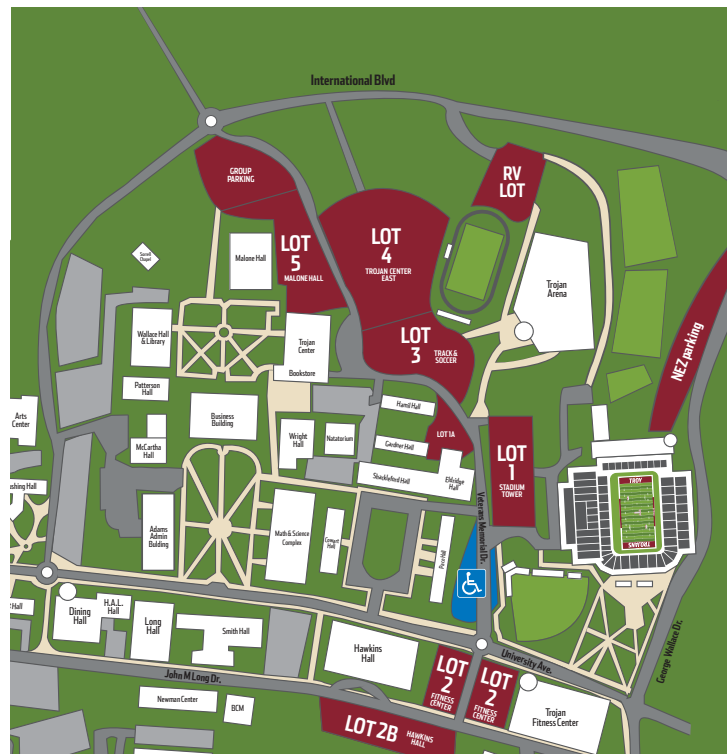
From Birmingham: Take I-65 south to Montgomery. Follow to I-85 interchange (Exit 173). Follow I-85 to Taylor Road (Exit 9). Turn right on Taylor Road and follow until it dead ends into Troy Highway (231). Turn left on US 231 and follow into Troy until you get to George Wallace (marquee sign). Turn left and stadium is on the left.

From Dothan: Take US 231 North towards Troy/Montgomery. Continue until reaching Troy. Turn right on George Wallace (marquee sign) and stadium will be on left.

From Atlanta: Take I-85 South toward Montgomery. Follow I-85 to Taylor Road (Exit 9). Turn left on Taylor Road and follow until it dead ends into Troy Highway (231). Turn left on US 231 and follow into Troy until you get to George Wallace (marquee sign). Turn left and stadium is on the left.

COLLEGEPRESSBOX.COM

collegepressbox.com is the official media website for Division I football. Access and download weekly game notes, quotes, statistics, media guides, headshots, logos and more for each conference and its member schools. Login information will be distributed to accredited media or you can apply for a password by sending an e-mail to password@collegepressbox.com.



PRINT

ANDALUSIA STAR-NEWS

andalusiastarnews.com
Phone 334-222-8887
Donnamy Steele, Sports Editor

AL.COM

al.com
Phone 205-325-2431
sports@al.com

COLUMBUS LEDGER

ledger-enquirer.com
Phone 706-571-8500
Kevin Price, Sports Editor
kprice@ledger-enquirer.com

DOTHAN EAGLE

dothaneagle.com
Phone 334-792-3141
Jon Johnson, Beat Writer
jjohnson@dothaneagle.com

ENTERPRISE LEDGER

eprisenow.com
Phone 334-347-9533
news@eprisenow.com

MONTGOMERY ADVERTISER

montgomeryadvertiser.com
Phone 334-261-1522

THE SOUTHEAST SUN

southeastsun.com
Phone 334-393-2969
sports@southeasternsun.com

TROPOLITAN

Phone 334-670-3327

TROY MESSENGER

troymessenger.com
Phone 334-566-4270
Josh Boutwell, Sports Editor
Josh.Boutwell@TroyMessenger.com

TELEVISION

WAKA-TV 8

waka.com
Phone 800-467-0425
Lindsey Bonner, Sports Director
lbonner@bahakelcomm.com

WDHN-TV 18

wdhn.com
Phone 334-793-1882
Mike Rinker, Sports Director
mgurspan@wdhn.com

WSFA-TV 12

wsfa.com
Phone 334-613-8298
Rosie Langello, Sports Director
rosie.langello@wsfa.com

WTVY-TV 4

wtvynews4.com
Phone 334-712-7450
Nick Brooks, Sports Director
nick@wtvy.com

WEAR-TV 3

wear.tv.com
Phone 850-456-3333
Dan Shugart, Sports Director
dshugart@weartv.com

TROJANVISION

wtsu.troy.edu
Phone 334-670-3288
Aaron Taylor
TrojanVision@troy.edu

collegepressbox.com
SINCE 2005 EVERYTHING BUT THE PRE-GAME MEAL



Veterans Memorial Stadium has served as the home to Troy University’s football team since 1950 and the facility has undergone many renovations, including a current \$24 million addition, to make it one of the premier facilities among its peers.

Troy University unveiled a newly renovated \$18 million Veterans Memorial Stadium as the final piece of its Division I-A move in Fall 2003. The project, which took more than a year to complete, increased the facility’s seating capacity to 30,000, an increase of more than 12,000 seats.

Construction began on the project in July 2002 and was completed in time for the Trojans’ 2003 home opener against Southeastern Louisiana on September 20.

The stadium has seen tremendous growth and change during its 67-year existence. It was built for a mere \$65,000 as Memorial Stadium in 1950 and seated just 5,000 spectators. Several renovations followed, including in 1998, when the facility moved from a 12,000-seat capacity to 17,500.

Construction began in July 2002 to expand the capacity to 30,000, with the largest part of the project being a new six-story press box structure that houses 27 sky boxes, a state-of-the-art media hosting facility, a unique Trojan Stadium Club area that houses more than 1,000 guests and floors dedicated to sports medicine, academics and strength and conditioning.

As part of the construction, the Jesse H. Colley Track, which was housed at the stadium, was relocated - making the stadium a football-only venue. Also gone is the prescription athletic turf, replaced by “AstroPlay”, an artificial surface that closely resembles grass in feel and appearance. Troy became one of the first schools in the Deep South to install the turf.

In 2011, the playing surface at Veterans Memorial Stadium was named in honor of Troy head coach Larry Blakeney for his dedication and success with the program; making the official name now - Larry Blakeney Field at Veterans Memorial Stadium. Veterans Memorial Stadium received a new playing surface prior to the 2012 season

and a major audio and visual enhancement prior to the 2014 season. ProGrass, which is the same surface on Troy’s baseball field, was installed as the new field turf. The turf was once again replaced prior to the 2019 season as Matrix Helix Real Fill was installed.

A 1,250 square-foot high-definition video board was installed in the southeast corner of Veterans Memorial Stadium in the summer of 2014. Additionally, ribbon boards that span goal line to goal line on each side of the stadium were installed. The final piece of the upgrade included the addition of a state-of-the-art custom audio system.

The North End Zone Facility opened in the summer of 2018 with a final price of \$24 million. The 70,000 square-foot addition, which began construction immediately following the 2016 season, features coaches offices, locker room, weight room, training room, players lounge, equipment room, recruiting lounge and 400 additional club level seats.

The turf inside The Vet was upgraded prior to the 2019 season to reflect Cardinal end zones, Troy's new word marks and Cross Sword mark.

STADIUM FACTS

Capacity.....	30,000
Surface.....	Matrix Helix Real Fill
Location.....	Troy, Alabama
First Game.....	1950 (SE Louisiana; L, 7-18)
Largest Crowd.....	31,010 (Army, 2022)
All-Time Home Record.....	239-103-3
Sumrall's Home Record.....	7-0
Most Points Scored.....	76 vs. Concord (1968)



TOP CROWDS

No.	Year	Opponent	Attendance
1.	2022	Army	31,010
2.	2018	Boise State ! #	29,612
3.	2017	Alabama State #	29,278
4.	2012	Mississippi State	29,013
5.	2017	Akron	27,324
6.	2022	Marshall *	27,514
6.	2019	Southern Miss	27,108
7.	2004	Missouri #	26,574
8.	2019	Arkansas State	26,437
9.	2006	Alabama State ! #	26,265
10.	2021	South Alabama *	26,211
11.	2022	Alabama A&M #	26,189
12.	2022	Southern Miss *	26,017
13.	2003	Marshall	26,000
14.	2016	Appalachian State *	25,782
15.	2018	Florida A&M	25,767
16.	2022	Georgia Southern *	25,424
17.	2017	South Alabama *	25,211
18.	2022	Louisiana *	24,738
19.	2022	Liberty	24,714
20.	2018	Louisiana *	24,631
21.	2012	Navy	24,321
22.	2007	Oklahoma State #	24,102
23.	2016	Georgia State *	23,913
24.	2007	North Texas *	23,887
25.	2022	ULM *	23,864

! Season Opener
Home Opener

YEAR-BY-YEAR ATTENDANCE

Year	Gms	Attendance	Avg.	Record
1950-92				114-66-2
1993	7	52,800	7,543	6-0-1
1994	4	51,010	12,753	4-0
1995	6	57,821	9,637	5-1
1996	7	72,000	10,286	7-0
1997	6	52,167	8,695	4-2
1998	5	84,955	16,991	4-1
1999	6	96,439	16,073	6-0
2000	5	75,275	15,055	4-1
2001	5	84,830	16,966	5-0
2002	4	53,612	13,403	3-1
2003	4	83,364	21,091	4-0
2004	5	106,140	21,228	5-0
2005	5	97,125	19,425	3-2
2006	5	104,050	20,810	4-1
2007	5	102,395	20,479	4-1
2008	5	96,155	19,231	5-0
2009	5	92,065	18,413	5-0
2010	5	94,735	18,947	4-1
2011	5	89,492	17,898	3-2
2012	6	125,709	20,952	2-4
2013	5	94,529	18,906	4-1
2014	6	100,602	16,767	2-4
2015	5	96,993	19,399	2-3
2016	6	135,203	22,534	5-1
2017	6	146,736	24,456	5-1
2018	6	147,160	24,527	5-1
2019	6	140,996	23,499	3-3
2020	5	*56,000	11,200	2-3
2021	6	142,009	23,668	3-3
2022	7	179,628	25,661	7-0
Total	163	2,912,001	17,865	239-103-3

Attendance records prior to 1993 are incomplete
* The 2020 season was played with limited capacity due to COVID-19

SINGLE-SEASON RECORDS

No.	Year	Average Attendance
1.	2022	25,661
2.	2018	24,527
3.	2017	24,456
4.	2022	23,668
5.	2019	23,499
6.	2016	22,534
7.	2004	21,228
8.	2003	21,091
9.	2012	20,952
10.	2006	20,810
11.	2007	20,479
12.	2005	19,425
13.	2015	19,399
14.	2008	19,231
15.	2010	18,947
16.	2013	18,906
17.	2009	18,413
18.	2011	17,898
19.	1998	16,991
20.	2001	16,966
21.	2014	16,767
22.	1999	16,073
23.	2000	15,055
24.	2002	13,403
25.	1996	12,753

ROSTER

No.	Name	Pos.	No.	Name	Pos.	Ht.	Wt.	Yr.	Exp.	Hometown/Last School
79	Blake Austin	OL	0	Jamarcus Chatman	DE	6-2	269	Sr.	2L	Rome, Ga. / Florida State
1	Jabre Barber	WR	1	Jabre Barber	WR	5-10	173	Jr.	3L	Dothan, Ala. / Dothan HS
91	Deshaun Batiste	DE	1	Dell Pettus	S	5-11	200	Sr.	4L	Harvest, Ala. / Sparkman HS
73	Tyler Bell	OL	2	Deyunkrea Lewis	TE	6-3	251	Jr.	3L	Montgomery, Ala. / Lee HS
26	DeWhitt Betterson Jr		2	Reddy Steward	CB	5-11	180	Sr.	4L	Decatur, Ala. / Austin HS
67	Grant Betts	OL	3	Keyshawn Swanson	S	5-11	187	Jr.	2L	Pensacola, Fla. / Akron
7	Reggie Bracy	S	4	Marcus Rogers	WR	6-3	200	R-Sr.	3L	Smyrna, Ga. / Iowa Western CC
37	KC Bradford	S	4	Buddha Jones	DT	6-3	288	Sr.	2L	Tallahassee, Fla. / Kent State
81	Robert Bruce	WR	5	Don Callis	CB	6-0	160	Sr.	TR	Los Angeles, Calif. / East Central Oklahoma
63	Carson Burt	OL	6	Chris Lewis	WR	6-4	202	So.	TR	Pleasant Grove, Ala. / Kentucky
47	Anthony Butler	BAN	6	Javon Solomon	DE	6-2	245	Jr.	4L	Tallahassee, Fla. / Godby HS
27	John Butler	S	7	Devonte Ross	WR	5-11	160	So.	1L	Cartersville, Ga. / Cartersville HS
5	Don Callis	CB	7	Reggie Bracy	S	6-0	209	Jr.	TR	Mobile, Ala. / Iowa
20	Keyshawn Campbell	LB	8	Irshaad Davis	S	5-9	190	Sr.	TR	Carol City, Fla. / Alabama State
65	Tyler Cappi	OL	9	Richard Jibunor	BAN	6-3	233	Sr.	3L	Delta State, Nigeria / Auburn
44	Alex Cash	TE	9	Goose Crowder	QB	6-2	200	So.	TR	Gardendale, Ala. / West Virginia
22	Steven Cattledge	LB	10	Jayden McDonald	LB	6-0	228	R-Jr.	3L	Suwanee, Ga. / Iowa
84	Caleb Chappelle	WR	10	Tucker Kilcrease	QB	6-1	201	R-Fr.	RS	Brantley, Ala. / Brantley HS
0	Jamarcus Chatman	DE	11	O'shai Fletcher	CB	5-11	174	Sr.	5L	Huntsville, Ala. / Randolph School
48	Robert Cole	P	11	Deshon Stoudemire	WR	6-1	187	Sr.	2L	Stone Mountain, Ga. / Iowa Western CC
33	Rondell Cole	SPR	12	Terry Thomas	LB	6-0	206	So.	1L	Childersburg, Ala. / Childersburg HS
14	Ethan Conner	TE	12	MJ Johnson	WR	5-8	175	Fr.	HS	Enterprise, Ala. / Enterprise HS
17	Carloss Crawford	S	13	JD Sherrod	QB	6-2	200	Fr.	HS	Memphis, Tenn. / Briarcrest Christian HS
9	Goose Crowder	QB	13	TJ Thompson	LB	6-0	210	So.	TR	Bolton, Miss. / East Central CC
31	Raymond Cutts	BAN	14	Caleb Ransaw	CB	6-0	193	Jr.	2L	Harvest, Ala. / Sparkman HS
88	Brody Dalton	TE	14	Ethan Conner	TE	6-4	225	Jr.	TR	Columbus, Miss. / East Mississippi CC
8	Irshaad Davis	S	15	Zach Edwards	DE	6-3	265	Jr.	TR	Starkville, Miss. / Louisville
15	Zach Edwards	DE	15	Jordan Lovett	RB	5-10	195	Fr.	HS	Statesboro, Ga. / Statesboro HS
83	DJ Epps	WR	16	Peyton Higgins	WR	5-10	178	So.	2L	Florence, Ala. / Mars Hill Bible School
11	O'shai Fletcher	CB	16	Dasheen Jackson	S	6-1	185	Jr.	TR	Columbus, Ga. / Hutchinson CC
36	Tyler Founds	S	17	Carloss Crawford	S	6-2	186	Sr.	3L	Memphis, Tenn. / Coffeyville CC
78	Jeremiah Frazier	OL	17	Jameson Holcomb	QB	6-2	161	R-Fr.	RS	Murfreesboro, Tenn. / Riverdale HS
71	Kyler Gibson	OL	18	Gunnar Watson	QB	6-3	205	Sr.	5L	Butler, Ga. / Taylor County HS
62	Billy Gilmore	OL	18	Damaje Yancey	CB	6-1	180	Jr.	TR	Long Beach, Calif. / Southern Utah
77	Derrick Graham	OL	19	Darrell Starling	SPR	6-1	224	Jr.	3L	Pelham, Ga. / Pelham HS
21	LJ Green	CB	20	Keyshawn Campbell	LB	6-0	200	Fr.	HS	Vero Beach, Fla. / Vero Beach HS
80	Luke Harkless	WR	20	Asa Martin	RB	5-11	200	Sr.	TR	Courtland, Ala. / Memphis
16	Peyton Higgins	WR	21	Jarris Williams	RB	5-10	200	So.	1L	Mobile, Ala. / Blount HS
45	Luke Hodge	LB	21	LJ Green	CB	5-10	160	Fr.	HS	Montgomery, Ala. / Montgomery Catholic
17	Jameson Holcomb	QB	22	Steven Cattledge	LB	6-3	205	Jr.	TR	Columbus, Miss. / East Mississippi CC
98	T J Jackson	DE	22	Tae Meadows	RB	5-10	189	R-Fr.	R-HS	Roanoke, Ala. / Handley HS
16	Dasheen Jackson	S	23	Landon Parker	WR	6-3	210	Sr.	TR	Concord, N.C. / Wofford
26	Dorion Jackson	S	23	Chris Rodgers	SPR	6-2	207	Fr.	HS	Corinth, Miss. / Corinth HS
43	Elliot Janish	P	24	Damien Taylor	RB	5-10	219	So.	2L	Northport, Ala. / Tuscaloosa County HS
9	Richard Jibunor	BAN	24	Blake Matthews	LB	6-3	203	R-Fr.	RS	Bremen, Ga. / Bremen HS
12	MJ Johnson	WR	25	Robert Marsh	WR	5-7	150	So.	SQ	Phenix City, Ala. / Central HS
4	Buddha Jones	DT	25	Justin Powe	S	6-0	200	R-Fr.	RS	Mobile, Ala. / Davidson HS
49	Tyce Khatri	FB	26	Dorion Jackson	S	6-2	180	Fr.	HS	Wetumpka, Ala. / Wetumpka HS
10	Tucker Kilcrease	QB	26	DeWhitt Betterson Jr.	RB	6-0	191	R-Fr.	RS	Ocala, Fla. / Vanguard HS
74	Daniel King	OL	27	John Butler	S	6-0	180	So.	1L	Sebastian River, Fla. / Sebastian River HS
32	Phillip Lee	BAN	28	Kimani Vidal	RB	5-8	215	Jr.	3L	Marietta, Ga. / Marietta HS
2	Deyunkrea Lewis	TE	28	Tim Roberson	CB	6-0	175	Fr.	HS	Valdosta, Ga. / Valdosta HS
6	Chris Lewis	WR	29	Jack Tchienchou	S	5-10	176	Fr.	HS	Atlanta, Ga. / Saint Pius X HS
46	Zach Long	K	30	Nick Troemel	K	6-0	170	Fr.	HS	Newnan, Ga. / Northgate HS
15	Jordan Lovett	RB	30	AJ Swanson	CB	5-10	180	Fr.	HS	Pensacola, Fla. / West Florida Tech HS
25	Robert Marsh	WR	31	Raymond Cutts	BAN	6-3	260	Jr.	TR	Orlando, Fla. / Garden City CC
20	Asa Martin	RB	32	Phillip Lee	BAN	6-4	221	So.	1L	Jacksonville, Fla. / First Coast HS
24	Blake Matthews	LB	33	Rondell Cole	SPR	6-3	198	Sr.	SQ	Harvest, Ala. / Mississippi College
55	Tavon Matthews	OL	34	Tavares Williams Jr.	S	5-10	174	R-Fr.	RS	Gainesville, Fla. / Buchholz HS
10	Jayden McDonald	LB	35	Malaki Pegues	BAN	6-4	225	Fr.	HS	Oxford, Miss. / Oxford HS
22	Tae Meadows	RB	36	Tyler Founds	S	6-1	171	R-Fr.	RS	Decatur, Ala. / Decatur Heritage Christian
95	Luis Medina	DT	37	KC Bradford	S	5-9	182	Fr.	HS	Troy, Ala. / Pike Liberal Arts School
38	Christian Nunnery	RB	38	Christian Nunnery	RB	5-8	170	Fr.	HS	Destrehan, Ala. / Destrehan HS
89	Clayton Ollendieck	TE	38	Tyre Young	CB	6-0	170	Fr.	HS	Kingsland, Ga. / Camden County HS
93	Jaden Palms	DE	39	Riley Slaughter	LB	6-1	220	R-Fr.	RS	Roswell, Ga. / Roswell HS

No.	Name	Pos.	Ht.	Wt.	Yr.	Exp.	Hometown/Last School	No.	Name	Pos.
40	Scott Taylor Renfroe	K	6-1	191	So.	1L	Troy, Ala. / Pike Liberal Arts School	23	Landon Parker	WR
41	Will Spain	LS	5-11	210	So.	TR	Memphis, Tenn. / Austin Peay	35	Malaki Pegues	BAN
43	Elliot Janish	P	6-4	205	So.	TR	Midwest City, Okla. / Langston	92	Julian Peterson	DT
44	Jordan Stringer	LB	6-2	227	So.	1L	Augusta, Ga. / Laney HS	1	Dell Pettus	S
44	Alex Cash	TE	6-4	220	Fr.	HS	Opelika, Ala. / Lee-Scott Academy	52	Elijah Philippe	OL
45	Luke Hodge	LB	6-1	225	R-Fr.	RS	Oneonta, Ala. / Oneonta HS	97	AJ Pierce	DT
46	Zach Long	K	6-3	184	So.	1L	Tampa, Fla. / Hillsborough HS	25	Justin Powe	S
47	Anthony Butler	BAN	6-3	240	So.	TR	Pelham, Ala. / Culver Stockton	58	Elijah Prather	OL
48	Robert Cole	P	5-10	210	Jr.	TR	Coral Springs, Fla. / NM Military Institute	90	Ty'Quarius Perry	DT
49	Tyce Khatri	FB	6-0	235	Fr.	HS	Prattville, Ala. / Prattville HS	14	Caleb Ransaw	CB
50	Boaz Stanley	OL	6-4	310	So.	TR	Bogart, Ga. / Georgia Military	40	Scott Taylor Renfroe	K/P
52	Elijah Philippe	OL	6-7	300	So.	TR	Newark, N.J. / Lackawanna College	28	Tim Roberson	CB
53	Quentin Skinner	LS	6-0	274	Sr.	1L	Buford, Ga. / LSU	23	Chris Rodgers	SPR
55	Tavon Matthews	OL	6-1	317	Sr.	TR	Woodbridge, Va. / East Tennessee State	4	Marcus Rogers	WR
58	Elijah Prather	OL	6-4	280	Fr.	HS	LaVergne, Tenn. / LaVergne HS	99	Fabian Rogosch	DE
62	Billy Gilmore	OL	6-3	285	Fr.	HS	Irvington, Ala. / Alma Bryant HS	7	Devonte Ross	WR
63	Carson Burt	OL	6-5	292	Jr.	3L	Fort Payne, Ala. / Fort Payne HS	66	Eli Russ	OL
65	Tyler Cappi	OL	6-3	300	R-Fr.	RS	Priceville, Ala. / Priceville HS	85	Eric Shaw	BAN
66	Eli Russ	OL	6-4	290	So.	TR	Ardmore, Okla. / Oklahoma State	13	JD Sherrod	QB
67	Grant Betts	OL	6-3	292	Sr.	5L	Spanish Fort, Ala. / Spanish Fort HS	53	Quentin Skinner	LS
69	Coby Smith	OL	6-8	324	So.	TR	Reidsville, N.C. / Auburn	39	Riley Slaughter	LB
71	Kyler Gibson	OL	6-5	291	R-Fr.	RS	Munford, Ala. / Munford HS	69	Coby Smith	OL
73	Tyler Bell	OL	6-2	305	Fr.	HS	Memphis, Tenn. / Lausanne Collegiate HS	6	Javon Solomon	DE
74	Daniel King	OL	6-5	318	Jr.	1L	Cairo, Ga. / Georgia Military College	41	Will Spain	LS
75	Kobe Williams	OL	6-4	287	So.	1L	Bixby, Okla. / NE Oklahoma A&M	50	Boaz Stanley	OL
77	Derrick Graham	OL	6-4	304	Jr.	3L	Lake Minneola, Fla. / Lake Minneola HS	19	Darrell Starling	SPR
78	Jeremiah Frazier	OL	6-3	312	Jr.	1L	Pike Road, Ala. / Tennessee State	2	Reddy Steward	CB
79	Blake Austin	OL	6-4	290	Jr.	TR	Johnson City, Tenn. / East Tennessee State	11	Deshon Stoudemire	WR
80	Luke Harkless	WR	5-10	175	Fr.	HS	Montgomery, Ala. / Montgomery Catholic	44	Jordan Stringer	LB
81	Robert Bruce	WR	5-11	165	R-So.	RS	Park Crossing, Ala. / Hudson Valley CC	3	Keyshawn Swanson	S
82	Jackson Thomas	WR	6-3	185	Fr.	HS	Millbrook, Ala. / Stanhope Elmore HS	30	AJ Swanson	CB
83	DJ Epps	WR	6-1	173	R-Fr.	RS	Seale, Ala. / Russell County HS	24	Damien Taylor	RB
84	Caleb Chappelle	WR	5-10	185	So.	TR	The Woodlands, Texas / Blinn CC	29	Jack Tchienchou	S
85	Eric Shaw	BAN	6-5	211	So.	1L	Reeltown, Ala. / South Carolina	12	Terry Thomas	LB
86	Jackson Worley	TE	6-4	225	Fr.	HS	West Palm Beach, Fla. / The King's Academy	82	Jackson Thomas	WR
87	Colton Walls	LS/TE	6-3	225	Fr.	HS	Millbrook, Ala. / Stanhope Elmore HS	13	TJ Thompson	LB
88	Brody Dalton	TE	6-5	250	So.	TR	Fyffe, Ala. / UAB	30	Nick Troemel	K
89	Clayton Ollendieck	TE	6-4	241	Jr.	2L	Cresco, Iowa / Iowa Central CC	28	Kimani Vidal	RB
90	Ty'Quarius Perry	DE	6-2	265	Fr.	HS	Birmingham, Ala. / Jackson-Olin HS	87	Colton Walls	LS/TE
91	Deshaun Batiste	DE	6-2	250	Fr.	HS	New Orleans, La. / John F Kennedy HS	18	Gunnar Watson	QB
92	Julian Peterson	DT	6-3	296	So.	1L	Pinson, Ala. / Pinson Valley HS	21	Jarris Williams	RB
93	Jaden Palms	DE	6-1	240	So.	HS	Chickasaw, Ala. / Chickasaw HS	34	Tavares Williams	Jr
95	Luis Medina	DT	6-1	288	R-So.	3L	Summerville, Ga. / Chattooga HS	75	Kobe Williams	OL
97	AJ Pierce	DT	6-1	313	Sr.	4L	Dothan, Ala. / Northview HS	86	Jackson Worley	TE
98	T.J. Jackson	DT	6-1	270	Jr.	2L	Millbrook, Ala. / Stanhope Elmore HS	18	Damaje Yancey	CB
99	Fabian Rogosch	DE	6-5	238	R-Fr.	RS	Hamburg, Germany / Hamburg	38	Tyre Young	CB

ROSTER

No.	Name	Pos.	No.	Name	Pos.	Ht.	Wt.	Yr.	Exp.	Hometown/Last School
0	Jamarcus Chatman	DE	79	Blake Austin	OL	6-4	290	Jr.	TR	Johnson City, Tenn. / East Tennessee State
1	Jabre Barber	WR	1	Jabre Barber	WR	5-10	173	Jr.	3L	Dothan, Ala. / Dothan HS
1	Dell Pettus	S	91	Deshaun Batiste	DE	6-2	250	Fr.	HS	New Orleans, La. / John F Kennedy HS
2	Deyunkrea Lewis	TE	73	Tyler Bell	OL	6-2	305	Fr.	HS	Memphis, Tenn. / Lausanne Collegiate HS
2	Reddy Steward	CB	26	DeWhitt Betterson Jr.	RB	6-0	191	R-Fr.	RS	Ocala, Fla. / Vanguard HS
3	Keyshawn Swanson	S	67	Grant Betts	OL	6-3	292	Sr.	5L	Spanish Fort, Ala. / Spanish Fort HS
4	Marcus Rogers	WR	7	Reggie Bracy	S	6-0	209	Jr.	TR	Mobile, Ala. / Iowa
4	Buddha Jones	DT	37	KC Bradford	S	5-9	182	Fr.	HS	Troy, Ala. / Pike Liberal Arts School
5	Don Callis	CB	81	Robert Bruce	WR	5-11	165	R-So.	RS	Park Crossing, Ala. / Hudson Valley CC
6	Chris Lewis	WR	63	Carson Burt	OL	6-5	292	Jr.	3L	Fort Payne, Ala. / Fort Payne HS
6	Javon Solomon	DE	47	Anthony Butler	BAN	6-3	240	So.	TR	Pelham, Ala. / Culver Stockton
7	Devonte Ross	WR	27	John Butler	S	6-0	180	So.	1L	Sebastian River, Fla. / Sebastian River HS
7	Reggie Bracy	S	5	Don Callis	CB	6-0	160	Sr.	TR	Los Angeles, Calif. / East Central Oklahoma
8	Irshaad Davis	S	20	Keyshawn Campbell	LB	6-0	200	Fr.	HS	Vero Beach, Fla. / Vero Beach HS
9	Richard Jibunor	BAN	65	Tyler Cappi	OL	6-3	300	R-Fr.	RS	Priceville, Ala. / Priceville HS
9	Goose Crowder	QB	44	Alex Cash	TE	6-4	220	Fr.	HS	Opelika, Ala. / Lee-Scott Academy
10	Jayden McDonald	LB	22	Steven Cattledge	LB	6-3	205	Jr.	TR	Columbus, Miss. / East Mississippi CC
10	Tucker Kilcrease	QB	84	Caleb Chappelle	WR	5-10	185	So.	TR	The Woodlands, Texas / Blinn CC
11	O'shai Fletcher	CB	0	Jamarcus Chatman	DE	6-2	269	Sr.	2L	Rome, Ga. / Florida State
11	Deshon Stoudemire	WR	48	Robert Cole	P	5-10	210	Jr.	TR	Coral Springs, Fla. / NM Military Institute
12	Terry Thomas	LB	33	Rondell Cole	SPR	6-3	198	Sr.	SQ	Harvest, Ala. / Mississippi College
12	MJ Johnson	WR	14	Ethan Conner	TE	6-4	225	Jr.	TR	Columbus, Miss. / East Mississippi CC
13	JD Sherrod	QB	17	Carlross Crawford	S	6-2	186	Sr.	3L	Memphis, Tenn. / Coffeyville CC
13	TJ Thompson	LB	9	Goose Crowder	QB	6-2	200	So.	TR	Gardendale, Ala. / West Virginia
14	Caleb Ransaw	CB	31	Raymond Cutts	BAN	6-3	260	Jr.	TR	Orlando, Fla. / Garden City CC
14	Ethan Conner	TE	88	Brody Dalton	TE	6-5	250	So.	TR	Fyffe, Ala. / UAB
15	Zach Edwards	DE	8	Irshaad Davis	S	5-9	190	Sr.	TR	Carol City, Fla. / Alabama State
15	Jordan Lovett	RB	15	Zach Edwards	DE	6-3	265	Jr.	TR	Starkville, Miss. / Louisville
16	Peyton Higgins	WR	83	DJ Epps	WR	6-1	173	R-Fr.	RS	Seale, Ala. / Russell County HS
16	Dasheen Jackson	S	11	O'shai Fletcher	CB	5-11	174	Sr.	5L	Huntsville, Ala. / Randolph School
17	Carlross Crawford	S	36	Tyler Founds	S	6-1	171	R-Fr.	RS	Decatur, Ala. / Decatur Heritage Christian
17	Jameson Holcomb	QB	78	Jeremiah Frazier	OL	6-3	312	Jr.	1L	Pike Road, Ala. / Tennessee State
18	Gunnar Watson	QB	71	Kyler Gibson	OL	6-5	291	R-Fr.	RS	Munford, Ala. / Munford HS
18	Damaje Yancey	CB	62	Billy Gilmore	OL	6-3	285	Fr.	HS	Irvington, Ala. / Alma Bryant HS
19	Darrell Starling	SPR	77	Gerrick Graham	OL	6-4	304	Jr.	3L	Lake Minneola, Fla. / Lake Minneola HS
20	Keyshawn Campbell	LB	21	LJ Green	CB	5-10	160	Fr.	HS	Montgomery, Ala. / Montgomery Catholic
20	Asa Martin	RB	80	Luke Harkless	WR	5-10	175	Fr.	HS	Montgomery, Ala. / Montgomery Catholic
21	Jarris Williams	RB	16	Peyton Higgins	WR	5-10	178	So.	2L	Florence, Ala. / Mars Hill Bible School
21	LJ Green	CB	17	Jameson Holcomb	QB	6-2	161	R-Fr.	RS	Murfreesboro, Tenn. / Riverdale HS
22	Steven Cattledge	LB	16	Dasheen Jackson	S	6-1	185	Jr.	TR	Columbus, Ga. / Hutchinson CC
22	Tae Meadows	RB	26	Dorion Jackson	S	6-2	180	Fr.	HS	Wetumpka, Ala. / Wetumpka HS
23	Landon Parker	WR	98	T.J. Jackson	DT	6-1	270	Jr.	2L	Millbrook, Ala. / Stanhope Elmore HS
23	Chris Rodgers	SPR	43	Elliot Janish	P	6-4	205	So.	TR	Midwest City, Okla. / Langston
24	Damien Taylor	RB	9	Richard Jibunor	BAN	6-3	233	Sr.	3L	Delta State, Nigeria / Auburn
24	Blake Matthews	LB	12	MJ Johnson	WR	5-8	175	Fr.	HS	Enterprise, Ala. / Enterprise HS
25	Robert Marsh	WR	4	Buddha Jones	DT	6-3	288	Sr.	2L	Tallahassee, Fla. / Kent State
25	Justin Powe	S	49	Tyce Khatri	FB	6-0	235	Fr.	HS	Prattville, Ala. / Prattville HS
26	Dorion Jackson	S	10	Tucker Kilcrease	QB	6-1	201	R-Fr.	RS	Brantley, Ala. / Brantley HS
26	DeWhitt Betterson Jr.	RB	74	Daniel King	OL	6-5	318	Jr.	1L	Cairo, Ga. / Georgia Military College
27	John Butler	S	32	Phillip Lee	BAN	6-4	221	So.	1L	Jacksonville, Fla. / First Coast HS
28	Kimani Vidal	RB	2	Deyunkrea Lewis	TE	6-3	251	Jr.	3L	Montgomery, Ala. / Lee HS
28	Tim Roberson	CB	6	Chris Lewis	WR	6-4	202	So.	TR	Pleasant Grove, Ala. / Kentucky
29	Jack Tchienchou	S	46	Zach Long	K	6-3	184	So.	1L	Tampa, Fla. / Hillsborough HS
30	Nick Troemel	K	15	Jordan Lovett	RB	5-10	195	Fr.	HS	Statesboro, Ga. / Statesboro HS
30	AJ Swanson	CB	25	Robert Marsh	WR	5-7	150	So.	SQ	Phenix City, Ala. / Central HS
31	Raymond Cutts	BAN	20	Asa Martin	RB	5-11	200	Sr.	TR	Courtland, Ala. / Memphis
32	Phillip Lee	BAN	24	Blake Matthews	LB	6-3	203	R-Fr.	RS	Bremen, Ga. / Bremen HS
33	Rondell Cole	SPR	55	Tavon Matthews	OL	6-1	317	Sr.	TR	Woodbridge, Va. / East Tennessee State
34	Tavares Williams Jr.	S	10	Jayden McDonald	LB	6-0	228	R-Jr.	3L	Suwanee, Ga. / Iowa
35	Malaki Pegues	BAN	22	Tae Meadows	RB	5-10	189	R-Fr.	R-HS	Roanoke, Ala. / Handley HS
36	Tyler Founds	S	95	Luis Medina	DT	6-1	288	R-So.	3L	Summerville, Ga. / Chattooga HS
37	KC Bradford	S	38	Christian Nunnery	RB	5-8	170	Fr.	HS	Destrehan, Ala. / Destrehan HS
38	Christian Nunnery	RB	89	Clayton Ollendieck	TE	6-4	241	Jr.	2L	Cresco, Iowa / Iowa Central CC
38	Tyre Young	CB	93	Jaden Palms	DE	6-1	240	So.	HS	Chickasaw, Ala. / Chickasaw HS
39	Riley Slaughter	LB	23	Landon Parker	WR	6-3	210	Sr.	TR	Concord, N.C. / Wofford
40	Scott Taylor Renfroe	K	35	Malaki Pegues	BAN	6-4	225	Fr.	HS	Oxford, Miss. / Oxford HS

No.	Name	Pos.	Ht.	Wt.	Yr.	Exp.	Hometown/Last School	No.	Name	Pos.
90	Ty'Quarius Perry	DE	6-2	265	Fr.	HS	Birmingham, Ala. / Jackson-Olin HS	41	Will Spain	LS
92	Julian Peterson	DT	6-3	296	So.	1L	Pinson, Ala. / Pinson Valley HS	43	Elliot Janish	P
1	Dell Pettus	S	5-11	200	Sr.	4L	Harvest, Ala. / Sparkman HS	44	Jordan Stringer	LB
52	Elijah Philippe	OL	6-7	300	So.	TR	Newark, N.J. / Lackawanna College	44	Alex Cash	TE
97	AJ Pierce	DT	6-1	313	Sr.	4L	Dothan, Ala. / Northview HS	45	Luke Hodge	LB
45	Luke Hodge	LB	6-1	225	R-Fr.	RS	Oneonta, Ala. / Oneonta HS	46	Zach Long	K
25	Justin Powe	S	6-0	200	R-Fr.	RS	Mobile, Ala. / Davidson HS	47	Anthony Butler	BAN
58	Elijah Prather	OL	6-4	280	Fr.	HS	LaVergne, Tenn. / LaVergne HS	48	Robert Cole	P
14	Caleb Ransaw	CB	6-0	193	Jr.	2L	Harvest, Ala. / Sparkman HS	49	Tyce Khatri	FB
40	Scott Taylor Renfro	K	6-1	191	So.	1L	Troy, Ala. / Pike Liberal Arts School	50	Boaz Stanley	OL
28	Tim Roberson	CB	6-0	175	Fr.	HS	Valdosta, Ga. / Valdosta HS	52	Elijah Philippe	OL
23	Chris Rodgers	SPR	6-2	207	Fr.	HS	Corinth, Miss. / Corinth HS	53	Quentin Skinner	LS
4	Marcus Rogers	WR	6-3	200	R-Sr.	3L	Smyrna, Ga. / Iowa Western CC	55	Tavon Matthews	OL
99	Fabian Rogosch	DE	6-5	238	R-Fr.	RS	Hamburg, Germany / Hamburg	58	Elijah Prather	OL
7	Devonte Ross	WR	5-11	160	So.	1L	Cartersville, Ga. / Cartersville HS	62	Billy Gilmore	OL
66	Eli Russ	OL	6-4	290	So.	TR	Ardmore, Okla. / Oklahoma State	63	Carson Burt	OL
85	Eric Shaw	BAN	6-5	211	So.	1L	Reeltown, Ala. / South Carolina	65	Tyler Cappi	OL
13	JD Sherrod	QB	6-2	200	Fr.	HS	Memphis, Tenn. / Briarcrest Christian HS	66	Eli Russ	OL
53	Quentin Skinner	LS	6-0	274	Sr.	1L	Buford, Ga. / LSU	67	Grant Betts	OL
39	Riley Slaughter	LB	6-1	220	R-Fr.	RS	Roswell, Ga. / Roswell HS	69	Coby Smith	OL
69	Coby Smith	OL	6-8	324	So.	TR	Reidsville, N.C. / Auburn	71	Kyler Gibson	OL
6	Javon Solomon	DE	6-2	245	Jr.	4L	Tallahassee, Fla. / Godby HS	73	Tyler Bell	OL
41	Will Spain	LS	5-11	210	So.	TR	Memphis, Tenn. / Austin Peay	74	Daniel King	OL
50	Boaz Stanley	OL	6-4	310	So.	TR	Bogart, Ga. / Georgia Military	75	Kobe Williams	OL
19	Darrell Starling	SPR	6-1	224	Jr.	3L	Pelham, Ga. / Pelham HS	77	Derrick Graham	OL
2	Reddy Steward	CB	5-11	180	Sr.	4L	Decatur, Ala. / Austin HS	78	Jeremiah Frazier	OL
11	Deshon Stoudemire	WR	6-1	187	Sr.	2L	Stone Mountain, Ga. / Iowa Western CC	79	Blake Austin	OL
44	Jordan Stringer	LB	6-2	227	So.	1L	Augusta, Ga. / Laney HS	80	Luke Harkless	WR
3	Keyshawn Swanson	S	5-11	187	Jr.	2L	Pensacola, Fla. / Akron	81	Robert Bruce	WR
30	AJ Swanson	CB	5-10	180	Fr.	HS	Pensacola, Fla. / West Florida Tech HS	82	Jackson Thomas	WR
24	Damien Taylor	RB	5-10	219	So.	2L	Northport, Ala. / Tuscaloosa County HS	83	DJ Epps	WR
29	Jack Tchienchou	S	5-10	176	Fr.	HS	Atlanta, Ga. / Saint Plus X HS	84	Caleb Chappelle	WR
12	Terry Thomas	LB	6-0	206	So.	1L	Childersburg, Ala. / Childersburg HS	85	Eric Shaw	BAN
82	Jackson Thomas	WR	6-3	185	Fr.	HS	Millbrook, Ala. / Stanhope Elmore HS	86	Jackson Worley	TE
13	TJ Thompson	LB	6-0	210	So.	TR	Bolton, Miss. / East Central CC	87	Colton Walls	LS/TE
30	Nick Troemel	K	6-0	170	Fr.	HS	Newnan, Ga. / Northgate HS	88	Brody Dalton	TE
28	Kimani Vidal	RB	5-8	215	Jr.	3L	Marietta, Ga. / Marietta HS	89	Clayton Ollendieck	TE
87	Colton Walls	LS/TE	6-3	225	Fr.	HS	Millbrook, Ala. / Stanhope Elmore HS	90	Ty'Quarius Perry	DE
18	Gunnar Watson	QB	6-3	205	Sr.	5L	Butler, Ga. / Taylor County HS	91	Deshaun Batiste	DE
21	Jarris Williams	RB	5-10	200	So.	1L	Mobile, Ala. / Blount HS	92	Julian Peterson	DT
34	Tavares Williams Jr.	S	5-10	174	R-Fr.	RS	Gainesville, Fla. / Buchholz HS	93	Jaden Palms	DE
75	Kobe Williams	OL	6-4	287	So.	1L	Bixby, Okla. / NE Oklahoma A&M	95	Luis Medina	DT
86	Jackson Worley	TE	6-4	225	Fr.	HS	West Palm Beach, Fla. / The King's Academy	97	AJ Pierce	DT
18	Damaje Yancey	CB	6-1	180	Jr.	TR	Long Beach, Calif. / Southern Utah	98	T.J. Jackson	DT
38	Tyre Young	CB	6-0	170	Fr.	HS	Kingsland, Ga. / Camden County HS	99	Fabian Rogosch	DE

PLAYERS



BLAKE AUSTIN
JR. • OL
#79



JABRE BARBER
JR. • WR
#1



DESHAUN BATISTE
FR. • DE
#91




TYLER BELL
FR. • OL
#73



DEWHITT BETTERSON
JR. • RB
#28



GRANT BETTS
SR. • OL
#67



REGGIE BRACY
JR. • S
#7




KC BRADFORD
FR. • S
#37



ROBERT BRUCE
SO. • WR
#81



CARSON BURT
JR. • OL
#63



ANTHONY BUTLER
SO. • BAN
#47



JOHN BUTLER
SO. • S
#27



DON CALLIS
SR. • CB
#5



KEYSHAWN CAMPBELL
FR. • LB
#20



TYLER CAPPI
R-FR. • OL
#65



ALEX CASH
FR. • TE
#44



STEVEN CATTLEDGE
JR. • LB
#22




CALEB CHAPPELLE
SO. • WR
#84



JAMARCUS CHATMAN
SR. • DT
#0



ROBERT COLE
JR. • P
#48



RONDELL COLE
SR. • SPR
#33



ETHAN CONNER
JR. • TE
#14



CARLOSS CRAWFORD
JR. • S
#17



GOOSE CROWDER
SO. • QB
#9



RAYMOND CUTTS
JR. • BAN
#31




BRODY DALTON
SO. • TE
#88



IRSHAAD DAVIS
SR. • S
#8



ZACH EDWARDS
JR. • DE
#15



DJ EPPS
R-FR. • WR
#83



O'SHAI FLETCHER
SR. • CB
#11



TYLER FOUNDS
R-FR. • S
#36



JEREMIAH FRAZIER
R-SO. • OL
#78



KYLER GIBSON
R-FR. • OL
#71



BILLY GILMORE
FR. • OL
#62




DERRICK GRAHAM
SO. • OL
#77




LJ GREEN
FR. • CB
#21



LUKE HARKLESS
FR. • WR
#80




PEYTON HIGGINS
SO. • WR
#16



LUKE HODGE
R-FR. • LB
#45



JAMESON HOLCOMB
R-FR. • QB
#17



JORDAN INGRAM
SO. • RB
#15




DASHEEN JACKSON
JR. • S
#16




DORION JACKSON
FR. • S
#26




T.J. JACKSON
JR. • DE
#98



ELLIOT JANISH
SO. • P
#43



RICHARD JIBUNOR
SR. • BAN
#9



MJ JOHNSON
FR. • WR
#12



BUDDHA JONES
SR. • DT
#4




TYCE KHATRI
FR. • FB
#49



TUCKER KILCREASE
R-FR. • QB
#10



DANIEL KING
JR. • OL
#74




PHILLIP LEE
SO. • BAN
#32



CHRIS LEWIS
SO. • WR
#6




DEYUNKREA LEWIS
JR. • TE
#2



ZACH LONG
SO. • K
#46



JORDAN LOVETT
FR. • RB
#15



ROBERT MARSH
SO. • WR
#25




ASA MARTIN
SR. • RB
#20



BLAKE MATTHEWS
R-FR. • LB
#24




TAVON MATTHEWS
SR. • OL
#55



JAYDEN MCDONALD
SR. • LB
#10




TAE MEADOWS
R-FR. • RB
#22



LUIS MEDINA
R-SO. • DT
#95



CHRISTIAN NUNNEY
FR. • RB
#38




CLAYTON OLLENDIECK
SR. • TE
#89



JADEN PALMS
SO. • DE
#93



LONDON PARKER
JR. • WR
#23



MALAKI PEGUES
FR. • BAN
#35




TY'QUARIUS PERRY
FR. • DT
#90




JULIAN PETERSON
SO. • DT
#92




DELL PETTUS
SR. • S
#1



ELIJAH PHILIPPE
JR. • OL
#52




AJ PIERCE
SR. • DT
#97



JUSTIN POWE
R-FR. • S
#25




ELIJAH PRATHER
JR. • OL
#63




CALEB RANSAW
JR. • CB
#14



SCOTT TAYLOR RENFROE
SO. • K
#40



TIM ROBERSON
FR. • CB
#28



CHRIS RODGERS
FR. • SPR
#23




MARCUS ROGERS
SR. • WR
#4



FABIAN ROGOSCH
R-FR. • DE
#99



DEVONTE ROSS
SO. • WR
#7




ELI RUSS
SO. • OL
#66



ERIC SHAW
SO. • BAN
#85



JD SHERROD
FR. • QB
#13



QUENTIN SKINNER
SR. • LS
#53



RILEY SLAUGHTER
R-FR. • LB
#39



COBY SMITH
SO. • OL
#69



JAVON SOLOMON
JR. • BAN
#6



WILL SPAIN
SO. • LS
#41



BOAZ STANLEY
SO. • OL
#50



DARRELL STARLING
JR. • SPR
#19



REDDY STEWARD
SR. • CB
#2



DESHON STOUDEMIRE
SR. • WR
#11



JORDAN STRINGER
SO. • LB
#44



AJ SWANSON
FR. • CB
#30



KEYSHAW SWANSON
JR. • S
#3



DAMIEN TAYLOR
SO. • RB
#24



JACK TCHIENCHOU
FR. • S
#29




JACKSON THOMAS
FR. • WR
#82



TERRY THOMAS
SO. • LB
#12



TJ THOMPSON
SO. • LB
#13



NICK TROEMEL
FR. • K
#30



KIMANI VIDAL
JR. • RB
#28



COLTON WALLS
FR. • LS/TE
#87



GUNNAR WATSON
SR. • QB
#18




JARRIS WILLIAMS
SO. • RB
#21



KOBE WILLIAMS
R-SO. • OL
#75




TAVARES WILLIAMS
R-FR. • S
#34



JACKSON WORLEY
FR. • TE
#86



DAMAJE YANCEY
JR. • CB
#18



TYRE YOUNG
FR. • CB
#38



SCAN FOR COMPLETE
ROSTER & BIO



SCAN FOR PLAYER
CAREER STATS



SCAN FOR PLAYER
GAME-BY-GAME STATS

TROY RADIO PERSONALITIES



Barry McKnight is celebrating his 22nd season as the play-by-play "Voice of the Trojans" in 2023. A veteran of the broadcast industry, McKnight serves as the co-host of a sports talk radio show on WMSP-740 AM in Montgomery, where he has served in that capacity for the last 26 years. McKnight was selected as the 2011 recipient of the Sun Belt Conference Broadcaster of the Year award. He also works in television broadcasting, where he served as the primary play-by-play announcer for College Sports Southeast's football, basketball and baseball coverage from 1997 until 2001.




Jerry Miller is entering his 31st year with the Troy Sports Radio Network and his 18th as the network's color analyst. Miller spent his first 12 years providing interviews, insight and analysis from the sideline. A Troy alum and longtime supporter of the athletic program, he also serves as the color analyst for Trojan men's basketball and baseball games. Miller is also a 2013 inductee into the Troy Baseball Hall of Fame.



Junior Louissaint begins his fifth season as Troy's sideline reporter. Louissaint played on Troy's 2003 and 2004 squads under head coach Larry Blakeney and was named to the All-Sun Belt First Team following his senior season. It was in that season that Louissaint, an offensive lineman, made national headlines when he returned a fumble 63 yards for a touchdown in Troy's victory over No. 19 Missouri – the play would go on to be a finalist for the Pontiac Game-Changing Performance of the Year. Following his career at Troy, Louissaint went on to play professionally in the Canadian Football League and in the Arena Football League.



Chris Blackshear is in his 16th season with the Troy Sports Radio Network, working the sidelines for Trojan games and providing postgame interviews. Chris Blackshear is in his 16th season with the Troy Sports Radio Network, working the sidelines for Trojan games and providing postgame interviews. Blackshear is a native of Phenix City, Alabama. He served as Vice President of Account Management in the North American Issuing Division at TSYS, a payments processing company in Columbus, Georgia, until his retirement in May 2021. Blackshear is also in his second term as an Alabama State Representative for District 80 which include portions of Lee and Russell Counties.



1

1. "THIS ONE BELONGS TO THE TROJANS"

"Voice of the Trojans" Barry McKnight (L), spotter Bob Templin (M) and analyst Jerry Miller (R) celebrate Troy's victory over Buffalo in the 2018 Dollar General Bowl.




2

2. THE BAND IS BACK TOGETHER

Longtime sideline reporter Chris Blackshear rejoined the radio team in 2022 following a four-year hiatus. The group is pictured together at the team hotel prior to Troy's victory over No. 22 UTSA in the Cure Bowl.



COACHES & STAFF



Coaching Staff	30
Jon Sumrall	31-33
Assistant Coaches.....	34-43
Support Staff	44-50
Chancellor Dr. Jack Hawkins, Jr.....	51
AD Brent Jones	52



JON SUMRALL

Head Coach

2nd Season • Kentucky (2005)



GARY BANKS

Receivers

3rd Season • Troy (2008)



JOE BERNARDI

Offensive Line

1st Season • Fresno State (2010)



JOE CRADDOCK

Offensive Coordinator / Quarterbacks

2nd Season • Middle Tennessee (2009)



GREG GASPARATO

Defensive Coordinator / Safeties

1st Season • Wofford (2009)



BAM HARDMON

Def. Run Game Coord / Outside Linebackers

9th Season • Florida (2003)



BROCK HAYS

Running Backs

2nd Season • Grambling State (2009)



ERIC McDANIEL

Defensive Line

2nd Season • Purdue (2014)



EVAN McKISSACK

Tight Ends

2nd Season • Troy (2014)



TRAVIS PEARSON

Cornerbacks


2nd Season • Alabama State (1997)



TAYLER POLK

Co-Defensive Coordinator / LB

2nd Season • Ole Miss (2017)





HEAD COACH JON SUMRALL

After leading Troy to the best season in its FBS history, Jon Sumrall returns for his second season as head coach. He was named Troy's football head coach on December 2, 2021. Sumrall returns to Troy after spending three seasons (2015-17) as the assistant head coach on Neal Brown's staff.

His first season at Troy couldn't have been scripted any better as the Trojans posted a 12-2 record, won the Sun Belt Conference championship, ended the season on an 11-game winning streak – second only to National Champion Georgia – won the only bowl matchup pitting two conference champions by defeating UTSA in the Cure Bowl.

It was a season of firsts for the Trojans under Sumrall in 2022, as Troy finished the season ranked in a major poll for the first time in program history, checking in at No. 19 in the AP Top 25 and No. 20 in the USA Today/Coaches Poll. Additionally, Troy's appearance in the Coaches Poll and College Football Playoff Poll after its Sun Belt Championship Game victory were also firsts for the program.

Troy hosted and appeared in the Sun Belt Championship Game for the first time, reached the 12-win mark at the FBS level for the first time and hosted Army in front of a Veterans Memorial Stadium record crowd of more than 31,000 fans.

Sumrall was named the Sun Belt Conference Coach of the Year and Carlton Martial, who Sumrall recruited as a walk-on during his days as an assistant coach, was named the Sun Belt Defensive Player of the Year after he broke the NCAA FBS record for career tackles, in addition to Sun Belt and Troy career tackle marks.

Troy paced the Sun Belt with six first team selections in 2022, and Martial became the first offensive or defensive player to become a four-time All-Sun Belt First Team selection in league history.

Known as a defensive mastermind, Sumrall's first defensive installment at Troy did not disappoint. Troy held all 14 of its opponents to under their season average in scoring, including three of the top 25 scoring teams in the country – UTSA, Western Kentucky and App State. The Trojans limited UTSA to just 10 offensive points in the Cure Bowl, with three of those 10 points coming on a 4-play, 7-yard drive following a turnover; the Roadrunners entered the game averaging 38.7 points per game.

The Trojans held eight of its 14 opponents scoreless in the fourth quarter and allowed an average of just 3.64 points in the final 15 minutes of the game. Additionally, Troy

ranked eighth nationally in turnovers gained, 14th in sacks, eighth in scoring defense, 19th in total defense and 24th in rushing defense.

Offensively, Kimani Vidal became the 11th 1,000-yard rusher in program history, while center Jake Andrews was selected by the New England Patriots in the 4th Round of the NFL Draft, Troy's first draft pick in six seasons. Andrews was invited to the NFL Combine while he and Martial played in the Senior Bowl. Additionally, left tackle Austin Stidham was a finalist for the Campbell Trophy and earned Academic All-America honors for the third time in his career.

Promoted to co-defensive coordinator on Mark Stoops' staff at Kentucky prior to the 2021 season, Sumrall coached the Wildcats' inside linebackers for the squad that finished the season with a 10-3 record and ranked as high as No. 22 in the country. Kentucky finished second in the SEC East, marking the first time since the league split into divisions in 1992 that UK ended the season in sole possession of second place in the East. The Wildcats allowed 17 or fewer points in seven of its 12 games in 2021 and held No. 1 Georgia to its second-lowest offensive output of the season.

Kentucky finished with the nation's No. 25 defense in addition to ranking third in fourth-down defense, 20th in rushing defense and 13th in defensive touchdowns.

During his tenure at Troy, Sumrall helped lead the Trojans to a pair of bowl victories, the school's first since 2010, the 2017 Sun Belt Conference title, and a stunning victory at LSU. The Trojans won a school-record 11 games in 2017, and the Troy defense ranked first in the nation in red zone defense (.614), second in tackles for loss per game (8.6), seventh in rushing defense (105.3), 11th in scoring defense and 24th in total defense per game (336.6).

In his first season at Troy, the Trojans finished with the second-best turnaround nationally in opponent 3rd-down percentage (14.62 percent), the fourth-best turnaround in yards per play allowed (-1.13), the fifth-best improvement in tackles for loss per game (2.59) and 16th-best improvement in total defense (-62.7).

Troy held opponents to 391.2 yards per game, an improvement of 62.8 yards from the previous season and under 400 yards for the first time since the 2008 season. The Trojans scored five defensive touchdowns, the third-most in the country and most by a Troy team since 2004.

Troy finished the 2016 season 10-3 with a victory in the Dollar General Bowl, the first

top-25 ranking in school and Sun Belt Conference history and the best win-improvement in the country.

The Trojans finished the year second nationally in passes intercepted, fourth in turnovers forced, 17th in rushing defense, 21st in holding opponents to 22.1 points per game and 28th in third-down defense. Sumrall departed Troy for Ole Miss before the 2018 season and returned to his alma mater in Lexington, Kentucky the following year.

Sumrall oversaw an effective four-man rotation at the middle and weakside linebacker positions in his first season at Kentucky. UK's defense kept every opponent at or below 30 points, the first time the Wildcats have done that since 1979. UK ended the season with a thrilling win over Virginia Tech in the Belk Bowl, UK's fourth straight bowl appearance.

Sumrall's starting linebackers, Jamin Davis and DeAndre Square, were two of the top three tacklers in 2020, combining for 162 total tackles. Davis made a significant impact under Sumrall's tutelage, making 144 tackles, 5.0 tackles for loss, 2.5 sacks, five interceptions, three pass break ups, three quarterback hurries, one blocked kick, one fumble recovery and one forced fumble. He ranked fourth in the SEC in tackles per game (10.2) and was first-team All-SEC by Pro Football Focus and second team All-SEC by Phil Steele. Davis was a first-round draft pick by the Washington Football Team in the 2021 NFL Draft.

Kentucky capped the most unusual of seasons with an impressive victory in the TaxSlayer Gator Bowl, the program's third consecutive bowl victory, tying the school record set from 2006-08. The 23-21 victory over No. 24 NC State also marked the second win over a ranked team in the 2020 season. UK also defeated No. 18 Tennessee.

Sumrall was a three-year letterwinner at middle linebacker at Kentucky from 2002-04. He started every game in 2004, leading the Wildcats with 72 tackles. He also excelled off the field as he was named to the SEC Academic Honor Roll and was selected to the Frank G. Ham Society of Character. After earning his degree in finance in 2005, Sumrall served as a graduate assistant for the Wildcats during the 2005 and 2006 seasons under head coach Rich Brooks.



PERSONAL

Birthday: July 5, 1982
Age: 41
Hometown: Huntsville, Ala.
Education: Kentucky, '05 (BS - Finance)
Wife: Ginny
Children: Sam, Sadie, Stella, Selah

YEAR-BY-YEAR

Year	Position	Record
2023	Troy (Head Coach)	12-2 *
2022	Troy (Head Coach)	10-3*
2021	Kentucky (Co-Defensive Coord. / ILB)	10-3*
2020	Kentucky (Co-Defensive Coord. / ILB)	5-6*
2019	Kentucky (Inside Linebackers)	8-5*
2018	Ole Miss (Linebackers)	5-7
2017	Troy (Asst. HC / Linebackers / ST)	11-2*
2016	Troy (Asst. HC / Linebackers / ST)	10-3*
2015	Troy (Asst. HC / Linebackers / ST)	4-8
2014	Tulane (Co-Defensive Coord. / LB)	3-9
2013	Tulane (Co-Defensive Coord. / DL)	7-6*
2012	Tulane (Co-Defensive Coord. / DL)	2-10
2011	San Diego (Asst. HC / Def. Coord. / LB)	9-2
2010	San Diego (Asst. HC / Def. Coord. / LB)	5-6
2009	San Diego (Defensive Line)	4-7
2008	San Diego (Defensive Line)	9-2
2007	San Diego (Defensive Line)	9-2
2006	Kentucky (Graduate Assistant)	8-5*
2005	Kentucky (Graduate Assistant)	3-8

* - Bowl Game

BOWL HISTORY

Year	Bowl	Opponent	Result
2022	Cure	UTSA	W, 18-12
2021	Citrus	Iowa	W, 20-17
2020	Gator	NC State	W, 23-21
2019	Belk	Virginia Tech	W, 27-24
2017	New Orleans	North Texas	W, 50-30
2016	Dollar General	Ohio	W, 28-23
2013	New Orleans	Louisiana	L, 21-24
2006	Music City	Clemson	W, 28-20



Press Football Championship Subdivision second team All-American and first team all-conference.

In Sumrall's first season as defensive coordinator in 2010, the defense ranked first in scoring defense (16.1), total defense (265.0), run defense (67.1), and third-down defense (31.7 percent) in league play, and was also ranked second in pass defense (197.9).

Following the 2010 season, defensive end Mario Kurn was named a Ted Hendricks Award finalist, Buck Buchanan Award Finalist, first team All-American by Phil Steele and The Sports Network, second team All-American by the Associated Press and first team all-conference.

In 2007, Sumrall coached defensive end Eric Bakhtiari, a 2007 Walter Camp First Team All-American, an Associated Press First Team All-American, a finalist for the Ted Hendricks Award and was the PFL Defensive Player of the Year.

He left Kentucky in 2007 and spent five seasons under head coach Ron Caragher in various positions at San Diego, including defensive coordinator during his final two seasons. He served as the defensive line coach, recruiting coordinator and camp coordinator for the first three years before assuming the defensive coordinator and linebackers coaching role in 2010. During his final season with the Toreros, Sumrall was promoted to assistant head coach.

In 2011, the Toreros ranked 15th nationally in run defense (113.0), 13th in pass efficiency defense, fourth in sacks (3.64), and 16th in third-down defense (32.2 percent).

The San Diego defense had numerous players receive accolades. Defensive end Blake Oliaro was named Pioneer Football League Defensive Player of the Year, Associated

Before joining the Troy staff in 2015, Sumrall spent three seasons at Tulane (2012-14), where he coached the defensive line the first two seasons before coaching the linebackers his final season.

In 2013, he was a crucial part of Tulane's run to the New Orleans Bowl as the Green Wave finished second in the nation with 35 forced turnovers. It was Tulane's first bowl game since 2002 and third since 1988. Tulane finished fourth nationally with 16 fumble recoveries, sixth with 19 interceptions, 22nd nationally in total defense (352.1), 13th in sacks per game (2.92) and 11th in red zone defense (73.5 percent) that year.

Under Sumrall's tutelage, defensive end Julius Warmsley earned First Team All-Conference USA honors after leading the team with 18.5 tackles for loss. Sumrall also was named a finalist for FootballScoop Defensive Line Coach of the Year along with coaches from Michigan State, Stanford and Missouri.

The Huntsville, Alabama native was a two-time all-state performer and a four-year letter winner at Grissom High School. He was inducted into the Huntsville-Madison County Hall of Fame in April 2023.

Sumrall was a three-year letterman at middle linebacker for Kentucky from 2002-04. He started every game as a senior and led the Wildcats with 72 tackles. Sumrall completed his bachelor's degree in finance in 2005 and has completed coursework on a master's degree in sports leadership.

He is married to the former Ginny Nixon, also of Huntsville, and the couple has four children, Sam, Sadie, Stella and Selah.





GARY BANKS

WIDE RECEIVERS

@COACHBANKS2008

Trojan great Gary Banks begins his third season on the Troy staff and second coaching the Trojan receivers after coaching the outside receivers in 2021. Banks won a pair of Sun Belt titles and played in two bowl games during his playing career for the Trojans before going on to a career in the NFL.

In 2022, Banks and the Trojans finished the season ranked in a major poll for the first time in program history, checking in at No. 19 in the AP Top 25 and No. 20 in the USA Today/Coaches Poll. Additionally, Troy's appearance in the Coaches Poll and College Football Playoff Poll after its Sun Belt Championship Game victory were also firsts for the program.

Troy hosted and appeared in the Sun Belt Championship Game for the first time, reached the 12-win mark at the FBS level for the first time and hosted Army in front of a Veterans Memorial Stadium record crowd of more than 31,000 fans.

Transfer receiver Rajae' Johnson had a career year in his lone season under Banks' guidance ranking eighth nationally (min. 50 targets) with a 141.6 receiving rating per Pro Football Focus, while Tez Johnson led the country with a 90.5 receiver rating and ranked second behind Ohio State's Marvin Harrison Jr., with an 89.9 overall offensive rating.

Rajae' Johnson ranked fourth in the Sun Belt with seven touchdown receptions in 2022, while Tez Johnson was an All-Sun Belt performer in 2021 after finishing second in the league in receptions.

Banks joins the Troy staff following two seasons as the head football and baseball coach and athletics director at Choctaw County High School in Butler, Ala. Prior to that, he spent the 2018 season as the offensive coordinator and wide receivers coach at Foley High School following four seasons (2014-17) at Florence High School.

In his first season at Florence, the Falcons posted an 11-3 record, won a district title and advanced to the Alabama 6A semifinals. Banks served as Florence's offensive coordinator, quarterback coach and assistant head coach during his tenure in addition to working with the punt and kickoff returners.

A three-time All-Sun Belt selection for the Trojans, Banks currently ranks seventh all-time in Troy history with 155 career receptions and 14th in both receiving yards (1,625) and touchdown receptions (13). A native of Melvin, Ala., Banks joined the Troy program after playing Minor League Baseball in the Chicago Cubs organization for three years; he was selected by the Cubs in the fifth round of the 2000 MLB Draft.

Banks was a member of Troy's first Division I bowl team (2004 Silicon Valley Classic) and led the Trojans in receiving in both 2006 and 2007; the first two of Troy's five straight Sun Belt Conference titles. Banks caught the game-winning touchdown pass with 14 seconds remaining in the "Miracle at Murfreesboro" in 2006 as Troy rallied from a 13-point deficit late in the fourth quarter against Middle Tennessee.

Banks signed a free agent deal with the San Diego Chargers following his Troy career and spent three years with the organization and made his

BANKS FILE

YEAR AT TROY:	3rd (2021-23)
AGE:	41 (Nov. 4, 1981)
HOMETOWN:	Melvin, Ala.
WIFE:	Shaundra
CHILDREN:	Kimora, Braylon, Carter, Austin
HIGH SCHOOL:	Southern Choctaw HS ('00)
ALMA MATER:	Troy ('08) - B.S. in Physical Education

PLAYING CAREER

2004-07	Troy
2000-03	Chicago Cubs Organization

COACHING CAREER

Troy	2021-23
Wide Receivers	2022-23
Outside Wide Receivers	2021
Choctaw County (Ala.) HS (Head Coach - FB/BSB)	2019-20
Foley (Ala.) HS (Offensive Coordinator / WR)	2018
Florence (Ala.) HS (Offensive Coordinator / WR)	2014-17
Miles College (Receivers)	2013
Spain Park (Ala.) HS (Outside Receivers)	2011-12

BOWL HISTORY

Season	Bowl	Team	Opponent	Result
2022	Cure	Troy	UTSA	W, 18-12

active roster debut in 2010 where he played in a pair of games.

Following his playing career, Banks joined the staff at Spain Park High School (2011-12) coaching the outside receivers, kick returners and punt returners in addition to running the junior varsity offense. Spain Park won the school's first 6A regional championship in 2012 following a 10-3 overall record. Banks made his collegiate coaching debut the following season at Miles College (2013) where he helped lead the Golden Bears to a SIAC West Division title.

Banks earned his bachelor's degree in physical education from Troy in 2008. He is married to the former Shaundra Craig and the couple has four children, Kimora, Braylon, Carter and Austin.





JOE BERNARDI

OFFENSIVE LINE

@COACHBERNARDI74

Joe Bernardi begins his first season as Troy's new offensive line coach in 2023. A second-generation college football coach, Bernardi joins the Troy staff following one season at Auburn.

Bernardi was an offensive analyst for the Tigers for most of the 2022 season before taking over as the program's tight ends coach for the season's final four games.

His father, Gary Bernardi, is a veteran among the coaching ranks with over 40 seasons as an assistant football coach and currently serves as an offensive analyst at San Diego State.

Prior to this time in Auburn, Bernardi served as the athletics director as well as the offensive line coach for Immanuel Schools in Reedley, California.

Bernardi spent three seasons at San José State (2017-19) as the offensive line coach and run game coordinator. In his first season with the Spartans, tackle Nate Velichko was a National Football Foundation (NFF) Campbell Trophy semifinalist and was inducted into the NFF's Hampshire Honor Society.

Returning to his alma mater in 2016, Bernardi served as a tight ends coach at Fresno State.

At Oregon (2013-15), Bernardi served as a graduate assistant, assisting with both the offensive line and tight ends. He coached four first-team All-Pac-12 offensive linemen while the Ducks would go on to win 33 games during his tenure, including competing in the first College Football National Championship game against Ohio State in 2015.

Between his tenures at Oregon and San José State, five of Bernardi's offensive linemen signed contracts with the National Football league: Jack Snyder (San José State), Jeremiah Kolone (San José State), Chris Gonzalez (San José State), Hroniss Grasu (Oregon) and Jake Fisher (Oregon).

Bernardi began his coaching career at Tennessee (2011-12) as an offensive line quality control coach, assisting in all phases of coaching and recruiting the offensive line and tight ends. In his second season with the Volunteers, Tennessee led the SEC and was fifth nationally for fewest quarterback sacks allowed per game (0.67).

A member of the Fresno State football team from 2006 until 2010, Bernardi started 32 games on the Bulldogs' offensive line and competed in four bowl games. Bernardi was named to the Rimington Award Watch List for the best center in college football twice during his playing career. In his 2010 senior year, he received the Paul Schechter Award for Courage given annually to a Fresno State student-athlete who overcame a physical challenge to become a champion.

Bernardi graduated from Fresno State in 2010 with a degree in communications. He and his wife, Lindsey, were married in June 2017 and have a daughter, Quinn, and a son, John.



BERNARDI FILE

YEAR AT TROY:	1st (2023)
AGE:	36 (March 6, 1987)
HOMETOWN:	Santa Clarita, Calif.
WIFE:	Lindsey
CHILDREN:	Quinn, John
HIGH SCHOOL:	Flagstaff HS ('06)
ALMA MATER:	Fresno State ('10) - B.S. Communications

PLAYING CAREER

2006-10	Fresno State
---------	--------------

COACHING CAREER

Troy (Offensive Line)	2023
Auburn (Analyst / Tight Ends)	2022
Immanuel Schools (Calif.) (Athletics Director / Offensive Line)	2021
San Jose State (Offensive Line)	2017-19
Fresno State (Tight Ends)	2016
Oregon (Graduate Assistant)	2013-15
Tennessee (Quality Control)	2011-12

BOWL HISTORY

Season	Bowl	Team	Opponent	Result
2015	Alamo	Oregon	TCU	L, 41-47
2014	CFB Championship	Oregon	Ohio State	L, 20-42
2014	Rose	Oregon	Florida State	W, 59-20
2013	Alamo	Oregon	Texas	W, 30-7



JOE CRADDOCK

**OFFENSIVE COORDINATOR
QUARTERBACK**

@COACHCRADDOCK

Joe Craddock returns for his second season as the Trojans' offensive coordinator. Craddock, who will also coach Troy's quarterbacks, joined the Troy staff prior to the 2022 season with five years of experience as an FBS offensive coordinator.

In 2022, Craddock and the Trojans finished the season ranked in a major poll for the first time in program history, checking in at No. 19 in the AP Top 25 and No. 20 in the USA Today/Coaches Poll. Additionally, Troy's appearance in the Coaches Poll and College Football Playoff Poll after its Sun Belt Championship Game victory were also firsts for the program.

Troy hosted and appeared in the Sun Belt Championship Game for the first time, reached the 12-win mark at the FBS level for the first time and hosted Army in front of a Veterans Memorial Stadium record crowd of more than 31,000 fans.

The Trojan offense was one of the most explosive in the country in Craddock's first season, ranking fourth with nine passes of 50-plus yards and five passes of 60-plus yards. Additionally, Troy was 24th in passes of 20-plus yards (54) and 16th in passes of 30-plus yards (24).

Offensive linemen Austin Stidham and Jake Andrews earned All-Sun Belt First Team honors, while running back Kimani Vidal took home All-Sun Belt Second Team distinction. Vidal became the 11th 1,000-yard rusher in program history, while the New England Patriots selected Andrews in the 4th Round of the NFL Draft, Troy's first draft pick in six seasons. Andrews was invited to the NFL Combine and played in the Senior Bowl. Additionally, Stidham was a finalist for the Campbell Trophy and earned Academic All-America honors for the third time in his career.

Troy scored on 50 percent or more of its possessions in the three games heading into the Cure Bowl and posted nine passing plays of 15-plus yards and six passing plays of 20-plus yards in the Sun Belt Championship Game victory over Coastal Carolina.

The Trojans ranked second in the Sun Belt per Pro Football Focus in overall offense and first in passing, receiving and rushing.

Once the youngest offensive coordinator in the country, Craddock has spent two seasons (2020-21) helping lead the UAB offense following stints as the offensive coordinator at SMU (2015-17) and Arkansas (2018-19).

With the Blazers, Craddock focused most of his attention on UAB's tight ends, and his players produced at an elite level. Gerrit Prince earned C-USA second team honors in 2021 as he led all tight ends nationally in yards per reception (19.4) and paced the team in receptions (34) and touchdowns (10) while ranking second in receiving yards (699) – he had two touchdown receptions in UAB's Independence Bowl victory over No. 13 BYU.

In his first season with the Blazers, Craddock helped UAB to a Conference USA championship. UAB's tight ends accounted for five of the Blazers' 14 receiving touchdowns, including two multi-touchdown games for Prince.

Before joining UAB, Craddock, a native of Chelsea, Ala., spent the previous two years as the offensive coordinator at Arkansas. In his first season with the Razorbacks, he engineered one of the nation's most productive tight end units as they ranked second nationally in tight end touchdowns and fourth in tight end first downs.

Prior to Arkansas, Craddock became the youngest offensive coordinator in the country at the time, joining SMU in 2015 and leading the Mustangs' offense for three years.

With the Mustangs, Craddock guided quarterback Ben Hicks to numerous SMU passing records, including career passing yards (9,081), TD passes (71), TDs responsible for (74), completions (718) and 300-yard games (12).

Over his three seasons with the Mustangs, Craddock's offense produced a 3,000-yard passer (Ben Hicks, 2017), two 1,000-yard rushers (Xavier Jones, 2017; Braeden West, 2016) and two 1,000-yard receivers (Courtland Sutton, 2017 and 2016; Trey Quinn, 2017).

During the 2017 regular season, Craddock's unit ranked No. 8 in the FBS in scoring offense (40.2 points), No. 13 in total offense (493.8 yards) and No. 16 in passing yards (308 yards). In addition, SMU was one of just two teams in the country that featured a 3,000-yard passer, 1,000-yard rusher and multiple 1,000-yard receivers in All-Americans Sutton and Quinn.

For his efforts, Craddock was named a nominee for the Broyles Award, which is annually presented to the nation's top assistant coach.



Before his time in Dallas, Craddock coached at Clemson for three seasons as an offensive graduate assistant (2013-14) and a player development coach (2012).

During his time at Clemson, Craddock assisted in the development of current NFL star Deshaun Watson. In 2014, the Tigers' averaged 448.2 yards of total offense per game, ranked No. 21 in scoring offense (35.4) and was one of just 14 teams in the FBS to average 200 yards rushing and passing per game.

Craddock played quarterback at Middle Tennessee from 2004-08. Upon graduating with a degree in liberal arts, he spent two years playing professionally in the Italian Football League from 2009-10. While playing for the Parma Panthers, Craddock guided his team to the Superbowl Italiano, defeating the Catania Elephants 56-26 in the championship game.

Prior to his collegiate coaching career, Craddock was the offensive coordinator at his alma mater, Briarwood Christian, from 2010-11. Briarwood went 25-4 during Craddock's tenure and finished as the state runner-up in 2010.

Craddock and his wife, Abby, have a daughter Charlie, and a son Cain.

CRADDOCK FILE

YEAR AT TROY:	2nd (2022-23)
AGE:	37 (Sept. 7, 1985)
HOMETOWN:	Chelsea, Ala.
WIFE:	Abby
CHILDREN:	Charlie, Cain
HIGH SCHOOL:	Briarwood Christian School ('04)
ALMA MATER:	Middle Tennessee State ('08) - B.A. in Liberal Arts

PLAYING CAREER

2004-08	Middle Tennessee
2009-10	Parma Panthers (Italian Football League)

COACHING CAREER

Troy (Offensive Coordinator / Quarterbacks)	2022-23
UAB (Tight Ends)	2020-21
Arkansas (Offensive Coordinator / Quarterbacks)	2018-19
SMU (Offensive Coordinator / Quarterbacks)	2015-17
Clemson	
Graduate Assistant	2013-14
Player Development / Quality Control	2012
Briarwood Christian (Ala.) HS (Offensive Coordinator / Quarterbacks)	2010-11

BOWL HISTORY

Season	Bowl	Team	Opponent	Result
2022	Cure	Troy	UTSA	W, 18-12
2021	Independence	UAB	BYU	W, 31-28
2013	Orange	Clemson	Ohio State	W, 40-35
2012	Chick-fil-A	Clemson	LSU	W, 25-24



GREG GASPARATO

**DEFENSIVE COORDINATOR
SAFETIES**

@COACHGASPARATO

One of the top assistant coaches in the country, Greg Gasparato, begins his first season as Troy's defensive coordinator following two seasons on the defensive staff at Louisville.

Gasparato briefly served on Scott Satterfield's staff at Cincinnati during the transition from the 2022 to 2023 seasons. With Satterfield at Louisville, Gasparato coached the outside linebackers in 2022 and the safeties in 2021 and was set to coach the Bearcats' outside linebackers in 2023.

The Cardinals led the country with 50 sacks and 3.85 sacks per game in 2022, in addition to boasting the nation's No. 11 scoring defense and No. 23 defense in yards allowed. Louisville defeated Cincinnati in the Fenway Bowl and won a pair of games against ranked teams, including a 48-21 victory over No. 10 Wake Forest.

Under his guidance, Yasir Abdullah led the ACC and ranked 15th nationally with 9.5 sacks, and finished second in ACC Defensive Player of the Year voting.

In his first year, Gasparato tutored safety Qwynnterrio Cole, who was named an All-ACC Honorable Mention and was invited to the NFL Combine. Cole was second on the team in tackles with 86 and was invited to play in the East-West Shrine contest.

Gasparato joined the Cardinals after a successful season assisting as the co-defensive coordinator and safeties coach at Army. The Knights finished the year at 9-3, dropping a 24-21 decision to West Virginia in the Liberty Bowl.

Under Gasparato's influence, the Knights ranked first in the nation in total defense, allowing 275.3 yards per game and were second against the pass at 160.8 yards per game. Army was also second in the country in scoring defense at 14.8 points per game and finished ninth with 16 interceptions.

Before his one season at the United States Military Academy, Gasparato coached the safeties at Appalachian State -- his second stint with the program.

During the 2019 campaign, the Mountaineer defense finished in the top 30 of the national statistical rankings, including in defensive touchdowns scored, third-down conversion percentage, takeaways, interceptions, sacks, pass efficiency defense, scoring defense, tackles for loss yardage, yards allowed per play, total defense, rushing TDs allowed, fumble recoveries, rushing defense and TDs allowed.

Gasparato was named the Football Scoop Defensive Backs Coach of the Year in 2018 after he helped lead App State to a title in the inaugural Sun Belt Championship Game and a fourth-straight bowl appearance. Additionally, Gasparato had three safeties recognized as All-Sun Belt selections by Pro Football Focus; the trio combined for nine interceptions in 2018 and were the three highest-graded safeties in the Sun Belt according to PFF.

Gasparato worked as a defensive graduate assistant at App State from 2013-14 and spent 2015-17 as the inside linebackers coach at FCS power Wofford. He also coordinated the special teams unit.

The Terriers won the Southern Conference, reached the FCS quarterfinals and finished 10-3 during a 2017 season where they ranked 26th nationally in total defense. They were fifth in total defense, 11th in rushing defense and 22nd in passing defense during the 2016 season.

Gasparato played safety at Wofford from 2005-08 and graduated in 2009 with a finance degree. He began his coaching career at Richland Northeast High School in Columbia, S.C., in 2010, coached defensive backs at Juniata (Pa.) College in 2011 and coached outside linebackers at Brevard College in 2012. He became a graduate assistant at Appalachian State during the same year Satterfield debuted as the Mountaineers' head coach.

Gasparato assisted with App State's linebackers in his previous stop with the Mountaineers while pursuing a master's degree in educational media. As a player, he was a member of the Wofford's Southern Conference championship team in 2007.

Gasparato and his wife, Bria, have two sons, Dominick and Christian, and one daughter Mila.



GASPARATO FILE

YEAR AT TROY:	1st (2023)
AGE:	36 (Nov. 13, 1986)
HOMETOWN:	State College, Pa.
WIFE:	Bria
CHILDREN:	Mila, Dominick, Christian
HIGH SCHOOL:	State College HS ('05)
ALMA MATER:	Wofford ('09) - B.S. Finance

PLAYING CAREER

2005-08	Wofford
---------	---------

COACHING CAREER

Troy (Defensive Coordinator / Safeties)		2023
Louisville		2021-22
	Outside Linebackers	2022
	Safeties	2021
Army (Co-Defensive Coordinator / Safeties)		2020
App State (Safeties)		2018-19
Wofford (Inside Linebackers/Special Teams)		2015-17
App State (Graduate Assistant)		2013-14
Brevard College (Outside Linebackers)		2012
Juniata College (Defensive Backs)		2011
Richland Northeast (S.C) HS		2010

BOWL HISTORY

Season	Bowl	Team	Opponent	Result
2022	Fenway	Louisville	Cincinnati	W, 24-7
2021	First Responder	Louisville	Air Force	L, 28-31
2020	Liberty	Army	West Virginia	L, 21-24
2019	New Orleans	App State	UAB	W, 31-17
2018	New Orleans	App State	Middle Tennessee	W, 45-13



BAM HARDMON

**DEFENSIVE RUN GAME COORDINATOR |
OUTSIDE LINEBACKERS**

@COACHBAMHARDMON

Byron 'Bam' Hardmon, an All-SEC linebacker and three-year NFL veteran, enters his ninth season at Troy.

A 2018 Broyles Award nominee and 2020 finalist for Football Scoop Linebackers Coach of the Year, Hardmon begins his fifth-year coaching Troy's outside linebackers and serving as the defensive run game coordinator following four years coaching the inside linebackers and bandits.

In what has turned into an impressive streak, Troy's bandit has been named to the All-Sun Belt First Team in five of his eight seasons and earned all-conference honors eight times, including both bandits earning honors in 2020, 2021 and 2022. Additionally, Rashad Dillard was named the Sun Belt Defensive Player of the Year in 2016.

Additionally, 17 of Hardmon's players have earned All-Sun Belt honors in his eight seasons with the Trojans and in 2018 former walk-on linebacker Carlton Martial earned Freshman All-America honors from the Football Writers Association of America, The Athletic and USA Today.

Javon Solomon and Richard Jibunor are the latest to join Hardmon's tree of success earning All-Sun Belt honors in each of the last two seasons. In 2022, Jibunor took home second team honors with Solomon landing on the third team. In 2021, Solomon earned Pro Football Network All-America honors and All-Sun Belt First Team distinction after he led the Sun Belt in tackles for loss (1.42 per game) and ranked 12th nationally in addition to ranking eighth nationally with 0.92 sacks per game. Jibunor was the only player in the country with at least eight sacks, 10 tackles for loss and two interceptions and became just the fourth player in Sun Belt history to reach eight sacks in the first seven games of the season.

This past season, Troy held all 14 of its opponents to under their season average in scoring, including three of the top 25 scoring teams in the country – UTSA, Western Kentucky and App State. The Trojans limited UTSA to just 10 offensive points in the Cure Bowl, with three of those 10 points coming on a 4-play, 7-yard drive following a turnover; the Roadrunners entered the game averaging 38.7 points per game.

The Trojans held eight of its 14 opponents scoreless in the fourth quarter and allowed an average of just 3.64 points in the final 15 minutes of the game. Additionally, Troy ranked eighth nationally in turnovers gained, 14th in sacks, eighth in scoring defense, 19th in total defense and 24th in rushing defense.

The Trojans posted a 12-2 record, won the Sun Belt Conference championship, ended the season on an 11-game winning streak – second only to National Champion Georgia – won the only bowl matchup pitting two conference champions by defeating UTSA in the Cure Bowl.

Troy finished the season ranked in a major poll for the first time in program history, checking in at No. 19 in the AP Top 25 and No. 20 in the USA Today/Coaches Poll. Additionally, Troy's appearance in the Coaches Poll and College Football Playoff Poll after its Sun Belt Championship Game victory were also firsts for the program.

Troy hosted and appeared in the Sun Belt Championship Game for the first time, reached the 12-win mark at the FBS level for the first time and hosted Army in front of a Veterans Memorial Stadium record crowd of more than 31,000 fans.

In 2020, Jibunor and Solomon earned All-Sun Belt honors and Troy posted one of the best defensive turnarounds in the country. The Trojans improved 63 spots nationally in scoring defense from 2019 to 2020 and 38 spots in total defense. Troy led the country with four defensive scores and the Trojans finished the season ranked as the nation's No. 15 defense per PFF. Troy ended the season holding four of its final six opponents to 20 points or fewer.

In 2018, the Trojans ranked third nationally in turnovers gained, 10th in sacks and 16th in tackles for loss.

In addition to mentoring Martial to an All-America season, Hardmon was instrumental in developing another former walk-on as Hunter Reese was twice named to the All-Sun Belt First Team from the bandit position.

Hardmon coached Troy's defensive front in each of his first three seasons with the Trojans. In 2017, Troy finished fourth nationally with a school record 112 tackles for loss (third with 8.62 per game), while also finishing seventh with 3.23 sacks per game. Reese would go on to earn First Team All-Sun Belt honors.

Troy led the nation in red zone defense in 2017 as the Trojans set a school record for wins (FBS), won the Sun Belt Championship and ended LSU's 49-game non-conference home winning streak.

Additionally, Troy became just the sixth team in the previous eight seasons to not allow a play of 50 or more yards over the course of a season. The Trojans established a new school record as they held eight opponents under the 100-yard rushing mark. Troy finished the season having allowed just 18.5 points, 105.3 rushing yards and 336.5 total yards per game.

Troy's defensive line continued its upward trend in Hardmon's second season as the Trojans finished third in the Sun Belt in sacks and second in tackles for loss.

Dillard was named the Sun Belt Conference Defensive Player of the Year in 2016; Troy's first player to win the award since DeMarcus Ware in 2004. Troy finished the 2016 season 10-3 with a victory in the Dollar General Bowl, the first top-25 ranking in school and Sun Belt Conference history and the best win-improvement in the country.

In his first season, Hardmon helped transform the Troy defense into one of the top units in the Sun Belt Conference and the country. The Trojans finished the 2015 season with the second-best turnaround nationally in opponent 3rd-down percentage, the fourth-best turnaround in yards per play allowed, the fifth-best improvement in tackles for loss per game and 16th-best improvement in total defense.

Bandit Tyler Roberts earned first team All-Sun Belt honors and finished sixth nationally with 1.55 tackles for loss per game, while ranking 41st nationally with 0.64 sacks per game.

Hardmon joined the Troy staff after two seasons as the defensive line coach at Idaho. While with the Vandals, Hardmon helped transform defensive tackle Quayshawne Buckley into a force behind the line of scrimmage.

The native of Jacksonville, Fla., was a four-year letterwinner as a linebacker at Florida and was the team's captain in 2002 as a senior. During that season, Hardmon was named second team All-SEC and helped lead the Gators to the Outback Bowl. He ranked second in the SEC and fourth in the nation in tackles and set a Florida single-season tackle record. Hardmon also won Florida's coveted Ferguson Leadership award in 2002.

Hardmon spent the 2003-06 seasons on three NFL rosters: the Miami Dolphins (2003), the Seattle Seahawks (2004) and the Tampa Bay Buccaneers (2005). He also played three seasons in NFL Europe, winning a World Bowl title in 2007 with Hamburg.

Hardmon returned to football in 2009 after two years in the private business sector. He worked as the co-owner of S & S Trucking in Jacksonville, Fla., while also establishing a very successful real estate career.

He spent three seasons (2009-11) as a graduate assistant at Illinois. In 2011, Hardmon helped tutor a defensive line that broke the school record with 41 sacks and ranked fourth nationally in tackles for loss and sixth nationally in sacks.

Hardmon helped guide a budding star in 2010 in defensive tackle Corey Liuget, who was a first-round pick of the San Diego Chargers in the 2011 NFL Draft. Prior to his stint at Idaho, Hardmon served as the special teams coordinator and outside linebackers coach at Charleston Southern.

Hardmon graduated from the University of Florida in 2003 with a degree in sociology and earned his master's degree in organizational leadership from the University of Illinois in 2011.

He is married to the former Danerica Wright and the couple has two children, Bryson and Brynlee.



HARDMON FILE

YEAR AT TROY:	9th (2015-23)
AGE:	42 (Jan. 7, 1981)
HOMETOWN:	Jacksonville, Fla.
WIFE:	Danerica
CHILDREN:	Bryson, Brynlee
HIGH SCHOOL:	Edward White HS ('99)
ALMA MATER:	Florida ('03) – B.S. in Sociology Illinois ('11) – M.S. Organizational Leadership

PLAYING CAREER

1999-2002	Florida
2003	Miami Dolphins
2004	Seattle Seahawks
2004	Cologne Centurions (NFL Europe)
2004	Tampa Bay Buccaneers
2006-07	Hamburg Sea Devils (NFL Europe)

COACHING CAREER

Troy	2015-23
Defensive Run Game Coordinator / Outside Linebackers	2019-23
Inside Linebackers	2018
Defensive Line	2015-17
Idaho (Defensive Line)	2013-14
Charleston Southern (OLB/Special Teams)	2012
Illinois (Graduate Assistant)	2009-11

BOWL HISTORY

Season	Bowl	Team	Opponent	Result
2022	Cure	Troy	UTSA	W, 18-12
2018	Dollar General	Troy	Buffalo	W, 42-32
2017	New Orleans	Troy	North Texas	W, 50-30
2016	Dollar General	Troy	Ohio	W, 28-23
2011	Kraft Fight Hunger	Illinois	UCLA	W, 20-14
2010	Texas Bowl	Illinois	Baylor	W, 38-14



BROCK HAYS

RUNNING BACKS

@COACHBHAYS

Selected to the AFCA 35 Under 35, Brock Hays begins his second season as Troy's running backs coach following a three-year stint at Louisiana Tech.

In 2022, Hays and the Trojans finished the season ranked in a major poll for the first time in program history, checking in at No. 19 in the AP Top 25 and No. 20 in the USA Today/Coaches Poll. Additionally, Troy's appearance in the Coaches Poll and College Football Playoff Poll after its Sun Belt Championship Game victory were also firsts for the program.

Troy hosted and appeared in the Sun Belt Championship Game for the first time, reached the 12-win mark at the FBS level for the first time and hosted Army in front of a Veterans Memorial Stadium record crowd of more than 31,000 fans.

Kimani Vidal took home All-Sun Belt Second Team distinction under Hays' watch and became the 11th 1,000-yard rusher in program history. Additionally, Vidal tied the Troy single-game record with four rushing touchdowns against Arkansas State; it was tied for the fourth most in a game this season and the most by a player in the Group of Five. His four rushing touchdowns tied for the 10th most in a game in Sun Belt history and just one off the record.

Vidal became just the second player in program history to rush for more than 200 yards in multiple games in the same season; Eddie Brundidge (1986). He also became just the 13th player in Sun Belt history to post multiple 200-yard rushing games in a season.

Troy scored on 50 percent or more of its possessions in the three games heading into the Cure Bowl and posted nine passing plays of 15-plus yards and six passing plays of 20-plus yards in the Sun Belt Championship Game victory over Coastal Carolina.

The Trojans ranked second in the Sun Belt per Pro Football Focus in overall offense and first in rushing. Troy topped the 100-yard rushing mark in eight games, including a stretch of six straight and added back-to-back games with 260-plus rushing yards to close out the regular season.

Hays mentored a pair of All-Conference USA backs during his tenure at Louisiana Tech in Justin Henderson and Israel Tucker and oversaw a Bulldog rushing attack that finished with more than 1,500 yards in addition to 16 touchdowns in 2021.

Following the conclusion of the 2021 season, Hays was invited to the American Football Coaches Association (AFCA) 35 Under 35 Coaches Leadership Institute. The AFCA 35 Under 35 Coaches Leadership Institute is a prestigious program aimed at identifying and developing premier, future leaders in the football coaching profession.

During his second season at Louisiana Tech, Hays coached Tucker to All-Conference USA honorable mention honors. In his first season with the Bulldogs, Henderson became the 13th running back in program history to rush for 1,000 yards and was named to the C-USA Second Team. His 15 rushing TDs led C-USA and tied for the seventh most in a single season in school history.

Hays was part of a 2019 Louisiana Tech team that went 10-3 overall, marking the first time a Bulldog squad reached double-digit victories since 1984. The 10th victory came in the 2019 Walk On's Independence Bowl as the Bulldogs shut out Miami, 14-0. It was the first shutout in Independence Bowl history and the only shutout of the 2019 bowl season.

Hays spent one season on the Southern Miss staff in 2018 as the tight ends coach after spending the previous two seasons as the running backs coach at Nicholls State.

During his time at Nicholls State, Hays helped lead the Colonels to the 2017 FCS Playoffs, just its fourth in program history and first since 2005. That same season, Nicholls ranked 19th nationally among FCS programs with an average of 200.3 rushing yards per game.

In 2016, Hays led a group that had totaled only 10 career carries heading into the season to an average of 162.9 yards rushing per game and 23 touchdowns. Under Hays' guidance, Nicholls' backs combined for five 100-yard games that season.

Hays joined the staff at Nicholls after coaching one season at Louisiana College as the defensive line coach, pro scouting liaison and academic liaison for the Wildcats.

Before coaching in the college ranks, Hays served as the assistant head coach, assistant defensive coordinator and defensive line coach at Edna Karr High School in his



HAYS FILE

YEAR AT TROY:	2nd (2022-23)
AGE:	37 (Jan. 31, 1986)
HOMETOWN:	New Orleans, La.
WIFE:	Lakeshia
CHILDREN:	Lilah, Braylonn, Laken
HIGH SCHOOL:	Edna Karr HS ('04)
ALMA MATER:	Grambling State ('09) - B.S. in Kinesiology

COACHING CAREER

Troy (Running Backs)	2022-23
Louisiana Tech (Running Backs)	2019-21
Southern Miss (Tight Ends)	2018
Nicholls State (Running Backs)	2016-17
Louisiana College (Defensive Line)	2015
Edna Karr (La.) HS (Asst. HC / Asst. Def. Coord. / Defensive Line)	2014
Miller McCoy (La.) Academy (Asst. HC / Defensive Coordinator)	2013
Edna Karr (La.) HS (Asst. HC / Asst. Def. Coord. / Defensive Line)	2010-12
Grambling (La.) HS (Defensive Line)	2008-09
New Iberia (La.) HS (Defensive Line)	2007
Helen Cox (La.) HS (Offensive Line)	2004

BOWL HISTORY

Season	Bowl	Team	Opponent	Result
2022	Cure	Troy	UTSA	W, 18-12
2020	New Orleans	La Tech	Georgia Southern	L, 3-38
2019	Independence	La Tech	Miami	W, 14-0

hometown of New Orleans from 2014-2015.

Hays also acted in a similar role at Edna Karr from 2010-2013 before taking the defensive coordinator position at Miller McCoy Academy in New Orleans for the 2013-2014 school year. Prior to his first stint at Edna Karr, Hays started his coaching career in 2004 as an offensive line coach at Helen Cox High School in Harvey, Louisiana, before switching over to the defensive side of the ball in 2007 when he accepted a job as the defensive line coach at New Iberia (La.) Senior High School.

In 2008, Hays returned to his college stomping ground for a stint as the defensive line coach and assistant defensive coordinator at Grambling High School.

Hays is a 2009 graduate of Grambling State, where he obtained his bachelor's degree in kinesiology. He and his wife, the former Lakeshia Williams, have two daughters, Lilah and Laken, and a son, Braylonn.



ERIC McDANIEL

DEFENSIVE LINE

@COACHE98

Eric McDaniel begins his second season as Troy’s defensive line coach following one season in a similar role at Army.

In addition to record-breaking team performances by the Trojan defense and team, a pair of McDaniel’s defensive linemen shined as T.J. Jackson and Will Cholah earned All-Sun Belt First Team honors.

As a defensive unit, Troy held all 14 of its opponents to under their season average in scoring, including three of the top 25 scoring teams in the country – UTSA, Western Kentucky and App State. The Trojans limited UTSA to just 10 offensive points in the Cure Bowl, with three of those 10 points coming on a 4-play, 7-yard drive following a turnover; the Roadrunners entered the game averaging 38.7 points per game.

The Trojans held eight of its 14 opponents scoreless in the fourth quarter and allowed an average of just 3.64 points in the final 15 minutes of the game. Additionally, Troy ranked eighth nationally in turnovers gained, 14th in sacks, eighth in scoring defense, 19th in total defense and 24th in rushing defense.

Additionally, the Trojans posted a 12-2 record, won the Sun Belt Conference championship, ended the season on an 11-game winning streak – second only to National Champion Georgia – won the only bowl matchup pitting two conference champions by defeating UTSA in the Cure Bowl.

Troy finished the season ranked in a major poll for the first time in program history, checking in at No. 19 in the AP Top 25 and No. 20 in the USA Today/Coaches Poll. Additionally, Troy’s appearance in the Coaches Poll and College Football Playoff Poll after its Sun Belt Championship Game victory were also firsts for the program.

Troy hosted and appeared in the Sun Belt Championship Game for the first time, reached the 12-win mark at the FBS level for the first time and hosted Army in front of a Veterans Memorial Stadium record crowd of more than 31,000 fans.

McDaniel helped guide Army to a 9-4 record in 2021, capped by a victory over Missouri in the Armed Forces Bowl. Army ranked 17th nationally, holding opponents to just 328.4 yards per game, 36th allowing just 22.3 points per game and 17th allowing only 117.2 yards per game on the ground. The Black Knights were also one of the fewest penalized teams in the country, finishing third with just 3.85 penalties per game and set the school record for sacks in a season with 30.

Army’s defense specialized in getting off the field and limited opposing offenses to just 24:28 time of possession each game, tied for the lowest in the country.

Prior to his one-year stint with the Black Knights, McDaniel was a quality control coach at Louisville for two seasons after two seasons as quality control coach at App State working with the Mountaineers defensive line.

Louisville improved by over 10 points per game and more than doubled their sack total from the 2018 season in McDaniel’s first year with the Cardinals. At App State, the defense ranked sixth nationally in scoring defense at 15.7 points per game, holding the opposition to 10 or fewer points in seven contests. The Mountaineers also ranked No. 1 in big plays allowed and sixth in total defense (279.3) and in 2017 ranked 17th nationally with 38 sacks.

Before getting his start at the FBS level with App State, McDaniel was a graduate assistant at Muskingum for two seasons at the NCAA Division III level.

McDaniel graduated with his degree in health and kinesiology from Purdue in 2014 where he played in 15 games for the Boilermakers from 2009-13. He earned his master’s degree in education from Muskingum in 2016.

McDaniel and his wife, the former Rachel Beech, were married in July 2023.



McDANIEL FILE

YEAR AT TROY:	2nd (2022-23)
AGE:	32 (Sept. 8, 1990)
HOMETOWN:	Calhoun, Ga.
WIFE:	Rachel
HIGH SCHOOL:	Calhoun HS ('09)
ALMA MATER:	Purdue ('14) - B.S. in Health & Kinesiology Muskingum ('16) - M.S. Education

PLAYING CAREER


2009-13	Purdue
---------	--------

COACHING CAREER

Troy (Defensive Line)	2022-23
Army (Defensive Line)	2021
Louisville (Quality Control)	2019-20
App State (Quality Control)	2016-18
Muskingum (Graduate Assistant)	2014-15

BOWL HISTORY

Season	Bowl	Team	Opponent	Result
2022	Cure	Troy	UTSA	W, 18-12
2021	Armed Forces	Army	Missouri	W, 24-22
2019	Music City	Louisville	Mississippi State	W, 38-28
2018	New Orleans	App State	Middle Tenn.	W, 45-13
2017	Dollar General	App State	Toledo	W, 34-0



EVAN McKISSACK

TIGHT ENDS

@EVANMcKISSACK

Evan McKissack, a former All-Sun Belt offensive lineman for the Trojans, begins his second season on Troy's staff coaching the tight ends following two years at Murray State.

In 2022, McKissack and the Trojans finished the season ranked in a major poll for the first time in program history, checking in at No. 19 in the AP Top 25 and No. 20 in the USA Today/Coaches Poll. Additionally, Troy's appearance in the Coaches Poll and College Football Playoff Poll after its Sun Belt Championship Game victory were also firsts for the program.

Troy hosted and appeared in the Sun Belt Championship Game for the first time, reached the 12-win mark at the FBS level for the first time and hosted Army in front of a Veterans Memorial Stadium record crowd of more than 31,000 fans.

The Trojan offense was one of the most explosive in the country in McKissack's first season, ranking fourth with nine passes of 50-plus yards and five passes of 60-plus yards. Additionally, Troy was 24th in passes of 20-plus yards (54) and 16th in passes of 30-plus yards (24).

Troy's tight ends combined to catch 23 passes for 274 yards and three touchdowns, including a pair of touchdown receptions on the final play of the third quarter and three minutes later in the fourth quarter as Troy rallied from a 17-0 deficit at Louisiana. The receptions and yardage totals were the most by a tight end unit in Troy's SBC history, while the touchdown tally tied for the most.

A former walk-on, McKissack went from playing in just two games on special teams in his Troy career to the Trojans' starting center and an All-Sun Belt selection despite checking in at just 5-foot-10 and 256 pounds as a senior.

At Murray State, McKissack coached both the Racers' tight ends and running backs during his two-year tenure. Under his guidance, Damonta Witherspoon earned back-to-back All-America and All-Ohio Valley Conference honors. He rushed for 912 yards with eight touchdowns as a redshirt freshman in 2021 after leading the Racers with 501 yards and five touchdowns in the shortened 2020 season; he was also named to the 2020 OVC All-Newcomer Team.

In his first season at Murray State, the Racers improved from 4-8 the previous year to 5-2 with a victory over No. 16 Southeast Missouri State. The Racers posted back-to-back winning seasons for the first time since 2011.

Murray State led the OVC and ranked 25th nationally in scoring offense during his first season, while the Racers had a top-25 rushing attack in 2021. The Racers also ranked second nationally in sacks allowed during the 2020 campaign.

McKissack began his collegiate coaching career as a graduate assistant at Kentucky (2017-19), where he worked primarily with John Schlarman, who was his offensive line coach while a player at Troy. McKissack coached a trio of All-Americans – Bunchy Stallings, Logan Stenberg and George Asafo-Adjei – all were selected in the NFL Draft. Additionally, McKissack's offensive line were key blockers for All-American running back Benny Snell.

The Wildcats played in a bowl game in each of McKissack's three seasons on staff, including a Citrus Bowl victory over Penn State and No. 14 final College Football Playoff ranking in 2018. Kentucky's offensive line finished as a semifinalist for the Joe Moore Award, which is presented annually to the nation's top offensive line.

After graduating from Troy, McKissack began his coaching career just up the road at Enterprise (Ala.) High School as the defensive line coach before moving to Colquitt County (Ga.) High School for the 2015 and 2016 seasons.

While coaching the Packers, Colquitt won the Georgia AAAAAA state title and the High School America National Championship. McKissack coached the linebackers in his first season and was the special teams coordinator in his second year.

His senior year at Troy, McKissack graded out as the highest-rated offensive linemen for the Trojans and was charged with just 0.2 sacks allowed on the season. In addition, he recorded 27.5 knockdown blocks and graded out at over 90 percent in five games and held his own against ACC runner-up Duke where he graded out at 93 percent.



McKISSACK FILE

YEAR AT TROY:	2nd (2022-23)
AGE:	32 (Feb. 1, 1991)
HOMETOWN:	Hoover, Ala.
WIFE:	Erica
CHILDREN:	Arya, Riley
HIGH SCHOOL:	Hoover HS
ALMA MATER:	Troy ('14) - B.S. Math Education Kentucky ('19) - M.S. Sport Leadership

PLAYING CAREER

2010-13	Troy
2009	North Alabama

COACHING CAREER

Troy (Tight Ends)	2022-23
Murray State (Tight Ends / Running Backs)	2020-21
Kentucky (Graduate Assistant)	2017-19
Colquitt County (Ga.) HS	2015-16
Linebackers / Special Teams	2016
Linebackers	2015
Enterprise (Ala.) HS (Defensive Line)	2014

BOWL HISTORY

Season	Bowl	Team	Opponent	Result
2022	Cure	Troy	UTSA	W, 18-12
2017	Music City	Kentucky	Northwestern	L, 23-24
2018	Citrus	Kentucky	Penn State	W, 27-24
2019	Belk	Kentucky	Virginia Tech	W, 37-30

McKissack graduated magna cum laude from Troy with a degree in math education in 2014 and earned his master's degree in sport leadership from Kentucky in 2019.

He and his wife, Erica, have a daughter, Arya, and a son, Riley.



TRAVIS PEARSON

CORNERBACKS

@COACHTPEARSON

Veteran Alabama collegiate and high school coach Travis Pearson begins his second season at Troy coaching the cornerbacks following a three-year stint as defensive coordinator at Alabama State.

In his first season, Troy held all 14 of its opponents to under their season average in scoring, including three of the top 25 scoring teams in the country – UTSA, Western Kentucky and App State. The Trojans limited UTSA to just 10 offensive points in the Cure Bowl, with three of those 10 points coming on a 4-play, 7-yard drive following a turnover; the Roadrunners entered the game averaging 38.7 points per game.

The Trojans held eight of its 14 opponents scoreless in the fourth quarter and allowed an average of just 3.64 points in the final 15 minutes of the game. Additionally, Troy ranked eighth nationally in turnovers gained, 14th in sacks, eighth in scoring defense, 19th in total defense and 24th in rushing defense.

Additionally, the Trojans finished the season ranked in a major poll for the first time in program history, checking in at No. 19 in the AP Top 25 and No. 20 in the USA Today/Coaches Poll. Additionally, Troy's appearance in the Coaches Poll and College Football Playoff Poll after its Sun Belt Championship Game victory were also firsts for the program.

Troy hosted and appeared in the Sun Belt Championship Game for the first time, reached the 12-win mark at the FBS level for the first time and hosted Army in front of a Veterans Memorial Stadium record crowd of more than 31,000 fans.

Reddy Steward earned All-Sun Belt First Team honors after he ranked fourth nationally per Pro Football Focus in coverage and allowed just 8.7 yards per reception.

Pearson joined the Troy staff with seven years of experience as a defensive coordinator at the collegiate level after two seasons at Alabama A&M and three at South Alabama in addition to his work at Alabama State.

Pearson was named Alabama State's interim head coach for the final three games of the 2021 season, and he led the Hornets to a 2-1 record with wins over Texas Southern and Tuskegee. In addition, Bama State defensive back Irshaad Davis earned All-SWAC honors under Pearson's leadership.

He joined the Alabama State staff in 2018 and was promoted to the Hornets' defensive coordinator a year later.

In 2020, Pearson led a Hornets defense that held opponents to 140.8 yards rushing and 184.8 yards passing while also leading a defense that limited opponents to 17 points or less twice in just five games. During the 2019 season, Alabama State was among the league leaders in points per game – averaging 27.4 points per game allowed. They also held opponents to just 167.2 yards through the air and pitched a shutout over Mississippi Valley State.

During his time at Alabama A&M, Pearson led a resurgence on the defensive side of the ball as the team was ranked as one of the best in the conference his final season leading the unit. He was the defensive coordinator at South Alabama for the 2014 and 2015 seasons. Before that, he served as the Jaguars' linebackers coach in 2013.

In 2014, the Jaguar defense ranked among the leaders in the Sun Belt Conference throughout the season before ending fourth in both total yards (398.9 ypg) and points (26.4 ppg) allowed per game. The Jags also tied for second with 21 takeaways and second in red zone defense that season and six of South Alabama's 10 all-conference honorees came from Pearson's unit.

In 2013, he led South Alabama's inside linebackers while working with a defensive unit that ranked second in the Sun Belt Conference in passing, total and scoring defense.

Before joining South Alabama's coaching staff, Pearson was the defensive coordinator at Colquitt County (Ga.) High School helping the Packers to back-to-back semifinal appearances in the state AAAAA playoffs; the program posted an overall record of 21-7 during that span. In the fall of 2012, Colquitt County recorded 51 takeaways en route to a 10-4 finish, while in Pearson's first year on the staff, the unit forced 38 turnovers, returning eight of those for scores.

He was the head coach and athletic director at Jeff Davis High School in Montgomery, Ala., during the 2009 and 2010 campaigns, and also has been a head coach at Elmore County (Ala.) High (2002-04) — where he was selected the Metro 4A Coach of the Year by the Montgomery Advertiser after guiding the Panthers to a 12-1 mark and the quarterfinals of the state playoffs his final year — and Central Hayneville (Ala.) High (1998-99). Pearson helped guide the latter to a berth in the state 4A playoffs his second season at the helm of the program.

He was an assistant at Elmore County High School for two years before becoming the Panthers' head coach and was the defensive coordinator for two seasons at Oxford (Ala.) High, where the Yellow Jackets made back-to-back state playoff appearances.



Pearson served as director of football operations at Iowa State during the 2007 and 2008 seasons.

A 1997 graduate of Alabama State with a degree in physical education, he was a three-year letterwinner for the Hornets. He played eight seasons in the Arena Football League for three teams and was selected to the league's 15th Anniversary Team in 2003.

Pearson and his wife Maria have three children: daughter Marissa, and sons Travis II and Trevor.

PEARSON FILE

YEAR AT TROY:	2nd (2022-23)
AGE:	52 (July 25, 1971)
HOMETOWN:	Gilbertown, Ala.
WIFE:	Maria
CHILDREN:	Marissa, Travis II, Trevor
HIGH SCHOOL:	Southern Choctaw HS ('89)
ALMA MATER:	Alabama State ('97) - B.S. Physical Education

PLAYING CAREER

1989-92	Alabama State
1994	Tampa Bay Storm (Arena League)
1995	Miami Hooters (Arena League)
1996-99	Florida Bobcats (Arena League)
2000-01	Los Angeles Avengers (Arena League)

COACHING CAREER

Troy (Cornerbacks)	2022-23
Alabama State	2018-21
Interim Head Coach / Defensive Coordinator	2021
Defensive Coordinator	2019-20
Safeties	2018
Alabama A&M (Defensive Coordinator / Secondary)	2016-17
South Alabama	2013-15
Defensive Coordinator	2014-15
Linebackers	2013
Colquitt County (Ga.) HS (Defensive Coordinator)	2011-12
Jeff Davis (Ala.) HS (Athletics Director / Head Coach)	2009-10
Iowa State (Director of Football Operations)	2007-08
Oxford (Ala.) HS (Defensive Coordinator)	2005-06
Elmore County (Ala.) HS	2000-04
Head Coach	2002-04
Assistant Coach	2000-01
Central (Ala.) HS (Head Coach)	1998-99
Alabama State (Graduate Assistant)	1993

BOWL HISTORY

Season	Bowl	Team	Opponent	Result
2022	Cure	Troy	UTSA	W, 18-12
2014	Camellia	South Alabama	Bowling Green	L, 28-33



TAYLER POLK

**CO - DEFENSIVE COORDINATOR /
INSIDE LINEBACKERS**



@TAYLER24POLK

Taylor Polk begins his second season as an assistant coach at Troy and first as co-defensive coordinator after receiving a promotion following Troy's record-breaking 2022 season. Polk joined the Troy staff following two seasons at Central Arkansas.

In his first season, Polk guided Troy's inside linebackers and helped propel Carlton Martial to become the all-time leading tackler at the NCAA FBS level in addition to the Sun Belt and at Troy. Martial earned four Sun Belt Player of the Week honors, was named the Sun Belt Defensive Player of the Year and a finalist for the Burlsworth Trophy.

As a defensive unit, Troy held all 14 of its opponents to under their season average in scoring, including three of the top 25 scoring teams in the country – UTSA, Western Kentucky and App State. The Trojans limited UTSA to just 10 offensive points in the Cure Bowl, with three of those 10 points coming on a 4-play, 7-yard drive following a turnover; the Roadrunners entered the game averaging 38.7 points per game.

The Trojans held eight of its 14 opponents scoreless in the fourth quarter and allowed an average of just 3.64 points in the final 15 minutes of the game. Additionally, Troy ranked eighth nationally in turnovers gained, 14th in sacks, eighth in scoring defense, 19th in total defense and 24th in rushing defense.

Will linebacker K.J. Robertson joined Martial on the All-Sun Belt team as the Trojans posted a 12-2 record, won the Sun Belt Conference championship, ended the season on an 11-game winning streak – second only to National Champion Georgia – won the only bowl matchup pitting two conference champions by defeating UTSA in the Cure Bowl.

Troy finished the season ranked in a major poll for the first time in program history, checking in at No. 19 in the AP Top 25 and No. 20 in the USA Today/Coaches Poll. Additionally, Troy's appearance in the Coaches Poll and College Football Playoff Poll after its Sun Belt Championship Game victory were also firsts for the program.

Troy hosted and appeared in the Sun Belt Championship Game for the first time, reached the 12-win mark at the FBS level for the first time and hosted Army in front of a Veterans Memorial Stadium record crowd of more than 31,000 fans. Additionally, Polk and Bam Hardmon were named co-finalists for the Football Scoop Linebackers Coach of the Year.

Polk coached the Bears' outside linebackers in 2020 before taking over the entire unit for the 2021 season. Central Arkansas led the FCS ranks in turnovers forced and defensive touchdowns during the 2020 campaign while also ranking third in sacks and tackles for loss and fifth in third-down defense.

The Bears' special teams were strong under Polk, with the kickoff return unit finishing 11th nationally in 2021, while the 2020 team ranked first in kickoff returns, second in punt returns, fourth in kickoff coverage and fifth in punt coverage.

Under his mentorship, Logan Jessup earned All-Southland Conference honors with 11 tackles for loss and six sacks in 2020, while Trenton Dunn finished fifth in the league in tackles in 2021.

A four-year letterwinner at linebacker for Ole Miss, Polk played in every game for the Rebels from 2014-17 with five career starts. A native of Brandon, Miss., Polk recorded 35 tackles in the Mississippi 6A state title game his senior season.

Following his playing career, Polk was a graduate assistant for two seasons at Ole Miss working with the Rebels' linebackers and special teams units, including the 2018 season with Sumrall. Polk played a key role in Ole Miss improving its rushing defense from 110th nationally to 44th.

Polk graduated from Ole Miss with a bachelor's degree in general studies in 2017 and received his master's from Ole Miss in teaching in 2019. He is married to the former Eliza Adcock.



POLK FILE


YEAR AT TROY:	2nd (2022-23)
AGE:	28 (Jan. 6, 1995)
HOMETOWN:	Magee, Miss.
WIFE:	Eliza
HIGH SCHOOL:	Brandon HS ('13)
ALMA MATER:	Ole Miss ('17) - B.S. General Studies Ole Miss ('19) - M.S. Teaching

PLAYING CAREER

2013-17	Ole Miss
---------	----------

COACHING CAREER

Troy	2022-23
Co-Defensive Coordinator / Inside Linebackers	2023
Inside Linebackers	2022
Central Arkansas	2020-21
Linebackers / Special Teams	2021
Outside Linebackers	2020
Ole Miss (Graduate Assistant)	2018-19



**BRAYDEN
BEREZOWITZ**
**DEFENSIVE ANALYST /
DIRECTOR OF DEFENSIVE RECRUITING**
SECOND SEASON

Brayden Berezowitz begins his second season at Troy and first as defensive analyst and director of defensive recruiting after spending 2022 as Troy's director of player personnel. He joined the Troy staff following three seasons as a graduate assistant at Kentucky, where he worked with Troy head coach Jon Sumrall and the inside linebackers. While at Kentucky, Berezowitz appeared in six straight bowl games – three as a player and three on the coaching staff.

In 2022, Berezowitz and the Trojans finished the season ranked in a major poll for the first time in program history, checking in at No. 19 in the AP Top 25 and No. 20 in the USA Today/Coaches Poll. Additionally, Troy's appearance in the Coaches Poll and College Football Playoff Poll after its Sun Belt Championship Game victory were also firsts for the program.

Troy hosted and appeared in the Sun Belt Championship Game for the first time, reached the 12-win mark at the FBS level for the first time and hosted Army in front of a Veterans Memorial Stadium record crowd of more than 31,000 fans.

The 2021 Wildcats posted a 10-3 record, including a victory over Iowa in the Citrus Bowl and a final No. 15 ranking in the AFCA Coaches Poll. Kentucky finished second in the SEC East, marking the first time since the league split into divisions in 1992 that UK ended the season in sole possession of second place in the East. The Wildcats allowed 17 or fewer points in eight of its 13 games in 2021 and held No. 1 Georgia to its third-lowest offensive output of the season.

In Berezowitz's first season as a graduate assistant, UK's defense helped keep every opponent at or below 30 points, the first time the Wildcats have done that since 1979. UK ended the season with a thrilling win over Virginia Tech in the Belk Bowl, UK's fourth straight bowl appearance.

In 2020, Jamin Davis ranked fourth in the SEC in tackles per game (10.2) and was first team All-SEC by Pro Football Focus and second team All-SEC by Phil Steele. Additionally, he was a first round draft pick by the Washington Football Team in the 2021 NFL Draft.

Kentucky capped the most unusual of seasons with an impressive victory in the TaxSlayer Gator Bowl, the program's third consecutive bowl victory, tying the school record set from 2006-08. The 23-21 victory over No. 24 NC State also marked the second win over a ranked team in the 2020 season. UK also defeated No. 18 Tennessee.

Berezowitz spent three years on the Kentucky football team before transitioning to the coaching staff. He received his bachelor's degree in business finance and management from Kentucky in 2019 and his master's degree from Kentucky in sport leadership in 2021.



**JEREMIAH
CARTWRIGHT**
DIRECTOR OF OPERATIONS
THIRD SEASON

A long-time member of the Troy football staff, Jeremiah Cartwright begins his first season as Troy's director of operations in 2023.

Cartwright joined the football program in 2016 as a student manager and has worked in difference facets of the program ever since. He spent the 2020 season as the director of player development intern, the 2021 season as an operations intern before becoming the operations graduate assistant in 2022.

In 2022, the Trojans finished the season ranked in a major poll for the first time in program history, checking in at No. 19 in the AP Top 25 and No. 20 in the USA Today/Coaches Poll. Additionally, Troy's appearance in the Coaches Poll and College

Football Playoff Poll after its Sun Belt Championship Game victory were also firsts for the program.

Troy hosted and appeared in the Sun Belt Championship Game for the first time, reached the 12-win mark at the FBS level for the first time and hosted Army in front of a Veterans Memorial Stadium record crowd of more than 31,000 fans.

Cartwright earned his bachelor's degree from Troy in sport management in the fall of 2020 and is currently pursuing a master's degree in sport management from Troy.



**IAN
GRIER**
DIRECTOR OF EQUIPMENT
EIGHTH SEASON

Ian Grier is currently in his eighth year as Director of Equipment at Troy University after serving the previous two years (2014-15) as a graduate assistant at Troy.

Grier also spent two seasons from spring 2012 to spring 2014 as a student manager for the Troy Athletic Department.

Grier received his bachelor's degree in sport and fitness management from Troy University. He is married to the former Rachel Treubig and the couple has a daughter, Olivia.



**COLE
HEARD**
GENERAL MANAGER
FIRST SEASON

Cole Heard begins his first season as the general manager at Troy following two seasons at UCF as the assistant director of recruiting. Prior to his stint in Orlando, Heard served as Jacksonville State's director of player personnel graduate assistant coach in 2020 and previously worked in various internship roles with the Cleveland Browns (2019).

He is a graduate of Jacksonville State University, where he was a member of the Jacksonville State football staff in 2015-2019. Heard received both a bachelor of science and a master of science degree in sport management from Jacksonville State. A native of Oxford, Alabama, Heard and his wife Abby are parents of a daughter, Ansley.



COLIN KENYON

**ASSISTANT STRENGTH &
CONDITIONING COACH**
SECOND SEASON

Colin Kenyon begins his second season as the assistant football strength and conditioning coach at Troy.

In 2022, the Trojans finished the season ranked in a major poll for the first time in program history, checking in at No. 19 in the AP Top 25 and No. 20 in the USA Today/Coaches Poll. Additionally, Troy's appearance in the Coaches Poll and College Football Playoff Poll after its Sun Belt Championship Game victory were also firsts for the program.

Troy hosted and appeared in the Sun Belt Championship Game for the first time, reached the 12-win mark at the FBS level for the first time and hosted Army in front of a Veterans Memorial Stadium record crowd of more than 31,000 fans.

Kenyon joined the Troy program following four seasons at Army West Point where he began as a strength and conditioning intern before moving into a full time role in 2019. Prior to Army, Kenyon spend one season at Illinois as an assistant strength coach.

He earned his bachelor's degree in exercise science from Merrimack College in 2019.



DAVID MACKIE

DEFENSIVE ANALYST
SECOND SEASON

David Mackie begins his second season as a defensive analyst for the Trojans. He joins Troy's staff following a two-year stint at Louisiana Tech, where he served as the Bulldogs' safeties coach in 2021 after working as the defensive analyst/assistant linebackers coach in 2020. In 2020, he helped coach and develop standout linebacker Tyler Grubbs to earn second team All-Conference USA honors and ESPN Freshman All-America honors, while in 2021 BeeJay Williamson and Khalil Ladler earned All-Conference USA honors.

In his first season, Troy held all 14 of its opponents to under their season average in scoring, including three of the top 25 scoring teams in the country – UTSA, Western Kentucky and App State. The Trojans limited UTSA to just 10 offensive points in the

Cure Bowl, with three of those 10 points coming on a 4-play, 7-yard drive following a turnover; the Roadrunners entered the game averaging 38.7 points per game.

The Trojans held eight of its 14 opponents scoreless in the fourth quarter and allowed an average of just 3.64 points in the final 15 minutes of the game. Additionally, Troy ranked eighth nationally in turnovers gained, 14th in sacks, eighth in scoring defense, 19th in total defense and 24th in rushing defense.

Additionally, the Trojans finished the season ranked in a major poll for the first time in program history, checking in at No. 19 in the AP Top 25 and No. 20 in the USA Today/Coaches Poll. Additionally, Troy's appearance in the Coaches Poll and College Football Playoff Poll after its Sun Belt Championship Game victory were also firsts for the program.

Troy hosted and appeared in the Sun Belt Championship Game for the first time, reached the 12-win mark at the FBS level for the first time and hosted Army in front of a Veterans Memorial Stadium record crowd of more than 31,000 fans.

Mackie came to the Bulldogs after spending the 2019 season at Hampton as the safeties coach and co-special teams coordinator. He helped the special teams unit improve its kickoff return average, kickoff coverage defense, punt return average, punt return defense, field goal percentage and net punt from their 2018 statistics.

Prior his time at Hampton, Mackie was at East Carolina from 2015-18. In 2018, he was the senior defensive analyst and mentored the nickel position in an off-the-field role. He helped former walk-on Devon Sutton become the leading tackler with 80 stops and 10.5 tackles for loss. Mackie assisted in a defense in 2018 that finished third in the nation in tackles for loss and ranked third in the American Athletic Conference in sacks and third-down defense. The East Carolina defense ended the season tied for ninth nationally with 4.92 three-and-outs per game.

In 2016 and 2017, he worked as the defensive quality control coordinator while assisting the outside linebackers and safeties. Prior to being the defensive quality control coordinator, Mackie worked as the special teams quality control in 2015, where he mentored the specialists in an off-the-field role.

Mackie helped a special teams unit improve in every major category, including punt return defense (10th nationally), punt return average, kickoff coverage defense, kickoff return average, net punting and field goal percentage. He also helped punter Worth Gregory set a school record and finish the season tied for second in the country in punts down inside the 20. In addition, Mackie was instrumental in bringing in preferred walk-on Nate Harvey from Georgia Military College. Harvey was the 2018 AAC Defensive Player of the Year and finished third in the nation in tackles for loss and first in the country in tackles for loss per game.



Prior to his arrival in Greenville, Mackie served as cornerbacks coach and video coordinator at Georgia Military College in 2014. Before his appointment in Milledgeville, he coached the defensive backs, was the head strength coach and the special teams coordinator for Hardaway (Ga.) High School from 2010 to 2013. While directing Hardaway's strength program, he earned his USA Weightlifting certification.

During his tenure at both Georgia Military College and Hardaway High School, Mackie helped develop 18 players who later went on to play collegiate football at the Division I level.


Mackie graduated from Georgia in 2005 with a bachelor's degree in history and followed with a master's in business administration from Troy in 2010. He also earned secondary history education certification from Columbus State.

Mackie is married to the former Melissa Galey of Lubbock, Texas, and they are the parents of son, Micah, and daughter, Dallas.

He has been published in the Birmingham News, Birmingham Post-Herald, Auburn-Opelika News and The Over the Mountain Journal.

He was named the inaugural Chair of the Sun Belt Conference Sports Information Directors in the summer of 2014.

He is married to the former Kelley Smith of Birmingham, Ala. The couple has three children, Ethan, Emma Kate and Noah.



JUDY MORGAN

FOOTBALL SECRETARY
24TH SEASON

Judy Morgan begins her 24th season as the administrative assistant for the Troy University football program.

Morgan's primary responsibilities include coordinating all events for head coach Jon Sumrall, working with assistant coaches in their recruiting efforts and maintaining the program's information database.

A life-long resident of Pike and Coffee counties, Morgan is a graduate of Zion Chapel High School and attended Wallace Business College. Morgan entered her 20th year of employment at Troy University in Nov. 2014.

Morgan resides in Troy, Ala., and is the proud mom of Michael Morgan.



ADAM PRENDERGAST

ASSOCIATE AD / COMMUNICATIONS
12TH SEASON

Adam Prendergast joined the Troy Athletics staff in January 2012 and has served as the primary media contact for the Troy football, men's golf and women's golf programs each year. He was promoted to Associate Athletics Director for Communications and Creative Content in the summer of 2019.

Prendergast also served as Troy's primary baseball contact during the 2012 and 2013 seasons and still serves as the official scorer for Troy baseball.

Prendergast joined the Troy staff in Jan. 2012 following four and a half years as the Director of Media Relations at the University of Louisiana at Monroe.

A native of State College, Pa., Prendergast graduated from Auburn University in 2003 with a degree in mass communications. He earned his master's degree in strategic communications from Troy University in 2021. During his undergraduate years at Auburn, he worked with Auburn's athletics media relations department in many facets.

After graduating from Auburn, Prendergast served as the sports information intern at Samford University in Birmingham, Ala., for one year. Following his stint at Samford, Prendergast began working at Spring Hill College in Mobile, Ala., a member of the NAIA, in the summer of 2004. Prendergast then spent two years as the Assistant Director of Media Services at Campbell University in Buies Creek, N.C.

He is a member of the College Sports Information Directors of America (CoSIDA) where he served on the Academic All-America Committee, the National Collegiate Baseball Writers Association and the Football Writers Association of America. Prendergast serves on the National Collegiate Baseball Writers Association Board of Directors and is currently the second vice president.

Prendergast wrote feature stories for the award-winning Auburn Football Illustrated game program and the award-winning Samford Football Game Program.



CALEB ROSS

OFFENSIVE ANALYST / HIGH SCHOOL RELATIONS
THIRD SEASON

Caleb Ross, one of the most successful high school coaches in the state of Alabama, returns for his third season at Troy following three years as the head coach at Prattville (Ala.) High School, where he led the Lions to three straight Alabama 7A Playoff appearances. In 2021, Ross served as Troy's director of player personnel and high school relations, he shifted to director of operations and high school relations in 2022 and in 2023 will be an offensive analyst.

In 2022, the Trojans finished the season ranked in a major poll for the first time in program history, checking in at No. 19 in the AP Top 25 and No. 20 in the USA Today/Coaches Poll. Additionally, Troy's appearance in the Coaches Poll and College Football Playoff Poll after its Sun Belt Championship Game victory were also firsts for the program.

Troy hosted and appeared in the Sun Belt Championship Game for the first time, reached the 12-win mark at the FBS level for the first time and hosted Army in front of a Veterans Memorial Stadium record crowd of more than 31,000 fans.

Coaching at his alma mater, Ross led Prattville to a 23-11 record during his tenure as head coach after inheriting a program that was just 5-13 the two seasons prior. Twenty-nine of his players went on to sign college scholarships and the playoff appearances were the first for the school since 2014.

Prior to returning to Prattville, Ross led Opelika to a 9-4 mark and a berth in the third round of the Alabama 6A State Playoffs in 2017 following a successful three-year run at McGill-Toolen High School in Mobile.

Ross guided the Yellow Jackets to their first-ever state title in 2015 in a season in which they were ranked No. 1 in Alabama for 13 weeks and reached as high as No. 4 in the USA Today Poll. He was named the 2015 Crichton Optimist, WKRG, Call News and USA Today HS Sports Alabama Coach of the Year following the season.

McGill returned to the state championship game the following year and finished as runner-up after an undefeated regular season. The Yellow Jackets posted a combined 26-2 record over the 2015 and 2016 seasons which former current Troy linebacker and All-American Carlton Martial as a two-time first team all-state selection.

Before taking over as the head coach, Ross spent the 2013 season as the Yellow Jackets offensive coordinator and was named the Alabama Football Coaches Association Assistant Coach of the Year.

He spent one season as the offensive coordinator and wide receivers coach at Spanish Fort High School in 2012 where he helped lead the Toros to a state title. He began his head coaching career at Thompson High School in 2011.

Ross spent the previous five years as an assistant coach at Prattville, including the final three as the offensive coordinator. The Lions won three state titles and advanced to the championship game another year during his first tenure at his alma mater.

Ross began his high school coaching career at Clinton High School (2002-05), all on the defensive side of the football, before transitioning to offense the following year at Prattville.

A 2002 graduate of Samford University, Ross earned his master's degree in sport & fitness management from Troy University in 2018. He and his wife, Amy, have two children, Rebecca Claire and Jack.



minorning in business administration and management communication. He received his master's degree in leadership in physical education and sport from North Dakota State in 2018.

He and his wife, Micaela, are both natives of Moorhead, Minnesota.



CORTLYNN SMITH

**DIRECTOR OF ON-CAMPUS RECRUITING OPERATIONS ASSISTANT
SECOND SEASON**



Cortlynn Smith begins her second season as the Trojans' new director of on-campus recruiting and operations assistant. Smith joins the Troy staff following one year at Liberty and two years at Ole Miss working in their recruiting departments.

In 2022, the Trojans finished the season ranked in a major poll for the first time in program history, checking in at No. 19 in the AP Top 25 and No. 20 in the USA Today/Coaches Poll. Additionally, Troy's appearance in the Coaches Poll and College Football Playoff Poll after its Sun Belt Championship Game victory were also firsts for the program.

Troy hosted and appeared in the Sun Belt Championship Game for the first time, reached the 12-win mark at the FBS level for the first time and hosted Army in front of a Veterans Memorial Stadium record crowd of more than 31,000 fans.

Smith rejoined the Liberty staff in the spring of 2021 as a graduate assistant for the Flames. She worked as a liaison between the Liberty coaches and recruits by scheduling visits and ensuring the staff stayed in compliance with NCAA rules. She briefly served as a recruiting intern at Liberty in the spring of 2019 before joining the staff at Ole Miss.

She spent her first 21 months in Oxford working as an intern in the marketing and fan experience department for the Rebels before moving to the football offices. As an intern in the football recruiting office for the 2019 and 2020 seasons, Smith helped Ole Miss sign two of the top classes in the country, including the nation's number 17 class in 2021.

Smith earned her undergraduate degree in integrated marketing communications from Ole Miss in 2021 and followed with her master's degree in sports administration from Liberty in 2022. Her and her husband, Heskin, were married during the summer of 2023.



AARON SISK
**VIDEO COORDINATOR
SECOND SEASON**

Aaron Sisk begins his second year as Troy Football's video coordinator following a year and a half with the Miami Dolphins as a video assistant. Sisk has also worked as the assistant director of football video at Arkansas.

Sisk's duties include video production of games and practices for coach breakdown and data analysis, as well as other requested football videos. Under Sisk's guidance, a crew of ten students film, edit, and compose the video from practices and game days. He also provides video production support for the social media account for Troy Football recruiting, as well as technical support for the coaches and staff of the football team.

He graduated in 2016 from North Dakota State with a degree in sport management,



**JAMAAL
SMITH**

CHIEF OF STAFF
17TH SEASON

Jamaal Smith enters his 17th season with the Troy football program and second as the chief of staff following five years as the director of player development.

Troy has set program records for grade point average, NCAA APR and GSR, and community service hours with Smith overseeing all those aspects of the program. Additionally, Smith is Troy football's liaison to the rest of campus, assisting players in all aspects of campus life. Among his primary roles is maintaining the culture and discipline of the program.

In 2022, the Trojans finished the season ranked in a major poll for the first time in program history, checking in at No. 19 in the AP Top 25 and No. 20 in the USA Today/Coaches Poll. Additionally, Troy's appearance in the Coaches Poll and College Football Playoff Poll after its Sun Belt Championship Game victory were also firsts for the program.

Troy hosted and appeared in the Sun Belt Championship Game for the first time, reached the 12-win mark at the FBS level for the first time and hosted Army in front of a Veterans Memorial Stadium record crowd of more than 31,000 fans.

Smith, a wide receiver for the Trojans from 2001-04, has been part of five Sun Belt Conference titles and seven bowl appearances during his tenure with Troy. He returned to his alma mater as a graduate assistant on the offensive side of the ball in 2007 and then served as the video coordinator in 2010.

Smith took over as Troy's director of operations in 2011 before moving to the assistant director of player development in 2015.

He earned his bachelor's degree in risk management and insurance from Troy in 2005 and his master's degree in sport management from Troy in 2009. Smith is married to the former Sasha Tuck.



**JAMES
VOLLONO**

SPECIAL TEAMS ANALYST
SECOND SEASON

James Vollono begins his second season as Troy's special teams analyst in 2023, he joined the Troy staff as the special teams analyst following one season with the Edmonton Elks in the Canadian Football League and comes to the Trojans with seven years experience at the Power Five level and 17 years at the collegiate level.

In his first season, Brooks Buce connected on 17-of-19 field goal attempts while Mike Rivers averaged 42.1 yards per punt. Buce's 89.47 success rate on field goals established a Troy single-season program record, while Rivers' punting average ranked 10th all-time in school history. From a return standpoint, the Trojans did not allow a kickoff return or a punt return touchdown all season and ranked 33rd nationally in opponent kickoff return average.

Troy allowed just one punt return of more than 20 yards in 2022 and tied for eighth nationally allowing just one kickoff return of 30-plus yards -- the longest kickoff return by an opponent all season was 36 yards and the longest punt return was 23 yards.

In 2022, the Trojans finished the season ranked in a major poll for the first time in program history, checking in at No. 19 in the AP Top 25 and No. 20 in the USA Today/Coaches Poll. Additionally, Troy's appearance in the Coaches Poll and College Football Playoff Poll after its Sun Belt Championship Game victory were also firsts for the program.

Troy hosted and appeared in the Sun Belt Championship Game for the first time, reached the 12-win mark at the FBS level for the first time and hosted Army in front of a Veterans Memorial Stadium record crowd of more than 31,000 fans.

Vollono was the running backs coach for the Elks in 2021 where James Wilder ranked third in the league with 770 rushing yards and the Elks had two backs rank among the top 14 rushers in the CFL.

Before moving to the CFL, Vollono spent three seasons as the special teams coordinator and tight ends coach at FIU. Following the 2018 season, punt returner Maurice Alexander earned All-Conference USA honors as a first team selection and punter Stone Wilson took home second team honors. The Panthers had multiple special teams players selected twice to the All-CUSA team in two of his three seasons.

Vollono went to FIU after serving as an analyst for special teams at Georgia during the 2016 season. Prior to joining Georgia's staff, Vollono spent three years at Mississippi State. From 2013 to 2014, he was a quality control assistant for special teams, and in 2015, he was a quality control assistant for offense, in addition to continuing his work with special teams. During his time in Starkville, the Bulldogs were ranked No. 1 for the first time in program history and stayed in that position for

five weeks, which led to Dan Mullen being named 2014 SEC Coach of the Year. MSU's special teams led the SEC in kickoff coverage in both 2014 and 2015. The Bulldogs also set a new program record by blocking four kicks in 2014, a mark they matched in 2015.

Prior to joining Mullen's staff, Vollono spent one season at Colorado as a special teams assistant. From 2009-2011, Vollono was an assistant at Towson. In his time with the Tigers, he spent two seasons as special teams coordinator and also worked with running backs and tight ends. He served as the lead recruiter for current NFL running back Terrance West, whose rushing paved the way for Towson to win the Colonial Athletic Association Championship and reach the second round of the FCS playoffs in 2011. After that season, West won the Jerry Rice Award given to the top player in the FCS and Towson Head Coach Rob Ambrose was named the Eddie Robinson National Coach of the Year. West went on to set the FCS single-season record for rushing yards in his junior year.

Vollono spent the 2007 and 2008 seasons, under Butch Davis, at North Carolina as the Tar Heels' special teams quality control and offensive assistant. During his time in Chapel Hill, he worked with kicker Connor Barth who earned All-ACC honors in 2007 and is currently with the Chicago Bears.

Vollono began his coaching career at the United States Naval Academy and later held positions at Annapolis High School and Georgetown. In 2003, he graduated from The Catholic University of America with a bachelor's degree in political science. He also holds a master's degree in teaching from Mississippi State.

He and his wife Heather have two daughters, Francis Ann and Maggie Jane.



RUSTY WHITT

HEAD STRENGTH & CONDITIONING COACH
THIRD SEASON

Rusty Whitt begins his third season as Troy's head football strength and conditioning coach following one season at Army and three years at Texas Tech.

Whitt spent the 2019 season as the assistant football strength and conditioning coach at Army following three seasons as the head strength and conditioning coach for the Texas Tech football program from 2016-18.

In addition to his expertise in the weight room, Whitt comes to Troy following a decorated career as a Special Forces Sergeant in the United States Army. He served

as a Senior Special Forces Communication Sergeant in the 10th Special Forces Group and was a member of the U.S. Army from August 2003 to January 2009 where he was deployed to Iraq as part of Operation Iraqi Freedom (OIF) V and VI.

Whitt developed and initiated a comprehensive pre-deployment conditioning program for his Special Forces Team prior to and during OIF V and VI. He received a combat infantry badge, two Iraqi campaign medals and an Army commendation medal with valor.

Prior to his arrival at Texas Tech, Whitt spent six seasons as the head strength and conditioning coach at Louisiana. The Ragin' Cajuns won the 2013 Sun Belt Conference title and four straight New Orleans Bowls during his tenure.

Whitt was hired at Louisiana following a year-long stint as an assistant strength and conditioning coach at Rice where he designed and implemented year-round strength, speed, mobility, cardiovascular conditioning and injury rehabilitation programs for football, baseball, swimming as well as track and field.

Prior to joining the US Army, Whitt was the head strength and conditioning coach at Sam Houston State where he served as an instructor in the kinesiology department and assisted in the design of a new weight facility.

Whitt began his strength and conditioning career with graduate assistantships at Midwestern State and Texas. He also performed an internship in the strength and conditioning department at the U.S. Olympic Training Center.

Whitt earned his bachelor's degree in police science and administration from Abilene Christian in 1994 and his master's degree in kinesiology from Texas in 1997. He was a four-year letterman and three-year starter in football at Abilene Christian and is a certified strength and conditioning specialist through the National Strength and Conditioning Association.


FOOTBALL SUPPORT STAFF




JOHN BECKLEY
DEFENSE



NICK BELL
STRENGTH & CONDITIONING



WILL COALE
SPECIAL TEAMS



WILL COUEY
EQUIPMENT



STEVE HARVEY
STRENGTH & CONDITIONING



THOMAS MORTON
OFFENSE




TREY PAGE
OFFENSE



HUNTER REESE
DEFENSE



SAGE WALLACE
VIDEO



ALEX WARD
OFFENSE

ATHLETICS ADMINISTRATION



SANDY ATKINS
DEPUTY DIRECTOR OF ATHLETICS



STEPHEN BROWN
ASSOCIATE DIRECTOR OF ATHLETICS
MARKETING & FAN ENGAGEMENT



MICHAEL FRIGGE
ASSOCIATE DIRECTOR OF ATHLETICS
OPERATIONS & TECHNOLOGY



KYLE GEORGE
EXECUTIVE ASSOCIATE DIRECTOR OF ATHLETICS
EXTERNAL OPERATIONS



ALYSON GRAMLEY
ASSOCIATE DIRECTOR OF ATHLETICS
ATHLETIC TRAINING



RYAN KAY
ASSISTANT DIRECTOR OF ATHLETICS
TICKETING / DEVELOPMENT




ALISA LAMAR
ASSISTANT DIRECTOR OF ATHLETICS
ADMINISTRATION



SANTIAGO PINZON
ASSOCIATE DIRECTOR OF ATHLETICS
COMPLIANCE & STUDENT-ATHLETE SERVICES



REBECCA WHETSTONE
ASSISTANT DIRECTOR OF ATHLETICS
STUDENT-ATHLETE SERVICES



GARY WILBERT
ASSOCIATE DIRECTOR OF ATHLETICS
DEVELOPMENT

DR. JACK HAWKINS, JR.

UNIVERSITY CHANCELLOR

34TH YEAR

UNIVERSITY OF MONTEVALLO, '67



Dr. Jack Hawkins, Jr., a native of Mobile, Alabama, was named Chancellor of Troy University Sept. 1, 1989. He earned his bachelor's and master's degrees from the University of Montevallo and his doctorate from the University of Alabama. Dr. Hawkins is the longest-serving chief executive officer of a public university in the United States.

Upon completion of his bachelor's degree in 1967, Hawkins was commissioned a lieutenant in the U.S. Marine Corps and served as a platoon leader during the Vietnam War. For his combat duty, he received the Bronze Star, the Purple Heart and a citation from the Korean Marine Corps.

Hawkins has overseen an era of change and growth at TROY, as he led the merger of the worldwide Troy State University System into the unified Troy University, an initiative called "One Great University." More than \$375 million has been invested in capital improvements by the Hawkins Administration, including new academic buildings on all four of TROY's Alabama campuses. Chancellor Hawkins served as the catalyst for the University's evolution to an international institution, as TROY has attracted record numbers of students from other nations and established teaching sites around the world. During his tenure, academic standards for admission have been increased, new degree programs were established in all academic colleges, and intercollegiate athletics joined the highest level of NCAA competition.

Hawkins' professional background includes his service as an assistant dean at the University of Alabama at Birmingham (1971-1979) and as president of the Alabama Institute for the Deaf and Blind in Talladega (1979-1989).

In 1985, he was honored by the University of Montevallo as Distinguished Alumnus of the Year, and was the recipient of the 2003 All-American Football Foundation's "Top College President" Award. In 2005 he was inducted into the Hall of Fame of Murphy High School in Mobile, Alabama. In 2007 he was recognized as the "Alabama Citizen of the Year" by the Alabama Broadcasters Association. In 2011, Dr. Hawkins was recognized with the Chief Executive Leadership Award presented by the Council for the Advancement and

Support of Education (CASE) and as the March of Dimes River Region Citizen of the Year. In 2012 he received the Distinguished Public Service Award from the Secretary of the Air Force for his service on the Air University Board of Visitors from 2004-2012. In 2014 he was one of nine university presidents/chancellors worldwide—and the only one in North America—to receive the World Confucius Institute's Individual Performance Excellence Award. In October 2016 Dr. Hawkins was inducted into the Alabama Academy of Honor.

Three buildings are named in his honor: the "Jack and Janice Hawkins Chapel" at the Alabama Institute for the Deaf and Blind, the "Hawkins-Adams-Long Hall of Honor" and "Jack Hawkins, Jr. Hall" which serves the College of Education of Troy University. Hawkins was profiled as part of two books published in 2004: "Above and Beyond: Former Marines Conquer the Civilian World" by Rudy Socha and Carolyn Darrow and "The Entrepreneurial College President" by James L. Fisher and James V. Koch.

Hawkins serves on the board of directors of the Daniel Foundation, the Bennie Adkins Foundation,

Business Council of Alabama, the American Village Trust, College Football Playoff Board of Managers, and Troy Bank and Trust Company. He has served as chairman of the Governor's Committee on Employment of the Disabled, Board of Visitors of Marine Corps University, Better Business Bureau of Central Alabama, and past President of the Sun Belt Conference. He has also served on the Board of Directors of the American Association of State Colleges and Universities (AASCU), as Chairman of the Council of University Presidents in Alabama, as President of the Southland Football League, as chairman of the Air University Board of Visitors, as a trustee of Talladega College, the Helen Keller Eye Research Foundation, and the American Foundation for the Blind. He is a member of the Troy Rotary Club. Dr. Hawkins is married to Janice Hawkins and they have two daughters, Katie, a former officer in the USAF who is married to Air Force Col. Dan Beall; and Kelly Godwin, an attorney and member of the Troy University faculty who is married to Adam Godwin, a former professional baseball player and a member of the Troy University baseball staff. Dr. and Mrs. Hawkins are the proud grandparents of Noah and Ellyotte, who live in Maryland, and Micah Mae and Griffey Jack, who live in Montgomery.





BRENT JONES

DIRECTOR OF ATHLETICS
5TH YEAR
OGLETHORPE, '04

Now in his fifth year, Troy Director of Athletics Brent Jones has overseen a restructuring of the department's external and internal teams that has led the department to set records in academics, fundraising, licensing, revenue generation, attendance and season ticket sales and in addition during Jones' tenure over \$40 million has been dedicated to capital projects. Jones leads the department under his W-4 mantra – Winning in the Classroom, Winning on the Field, Winning in the Community and Winning in the Stands.

Jones is set to take over as the chair of the Sun Belt Conference Athletics Director in Aug. 2023 after serving as the vice chair in 2022-23. Additionally, he is the chair of the Sun Belt Conference's Baseball and Softball committee, the co-chair of the Sun Belt Conference's Marketing, Communications and Branding Committee, was appointed to the Sun Belt's Name, Image and Likeness Committee and began a four-year term on the NCAA Committee on Sportsmanship and Ethical Conduct in the spring of 2021.

On the court, the Troy women's basketball team has won three Sun Belt Conference championships and appeared in the NCAA postseason twice (missed one year due to COVID-19), the volleyball team has posted four straight winning seasons for the first time in program history, the women's track & field turned in its two best finishes at the Sun Belt Championship in program history, soccer finished second in the Sun Belt in 2019 and the softball team earned an at-large selection into the 2021 NCAA Tournament – Troy's first postseason appearance in 25 years. The women's cross country also posted its best-ever finish at a Sun Belt Championship meet and the men's basketball team returned to the postseason following a six-year hiatus and won 20 games in 2022; Troy is the lone SBC school to win 20-plus games in consecutive seasons and the only league school with 10-plus SBC wins in each of the last two years.

Troy Football returned to dominance in 2022 under Jon Sumrall, who Jones tabbed to lead the program that offseason. The Trojans posted a 12-2 record, won the Sun Belt title, defeated a ranked-UTSA in the Cure Bowl and finished the season ranked No. 19 in the AP Top 25.

The 2022-23 athletic season saw 10 of Troy's 11 sports who compete in head-to-head competition post winning records and five programs compete in the postseason -- football, baseball, men's golf, track & field and volleyball. Troy and TCU were the only two schools during the athletic year to win at least 12 football games, 20 men's basketball games and 40 baseball games.

Additionally, Jones guided the Troy Athletic Department through the most-unprecedented years in collegiate athletics due to COVID-19 with Troy operating a full capacity from a staff, student-athlete and sport participation standpoint, and Troy's football team playing an 11-game schedule.

Off the field of play, Jones has led Troy Athletics to extraordinary levels as academic performance continues to establish new benchmarks.

Another one of Jones' coaching hires, Skylar Meade has led Troy Baseball back to NCAA postseason play in just two seasons.

In his first season, Troy swept Louisiana (first time in program history) and Indiana and improved its RPI 35 spots from the previous season, while in his second season two Trojans were selected in the MLB Draft, two others signed free agent deals and Troy defeated Boston College in the opening game of the Tuscaloosa Regional.

On the links, under the direction of another Jones hire, the Trojans competed in the inaugural National Golf Invitational in 2023 after posting the most head-to-head wins in almost 30 years as a program.

Troy's facilities have also been upgraded with more than \$40 million dedicated to capital projects including the North End Zone facility for football, a massive renovation of Riddle-Pace Field scheduled to be completed in time for the 2023 season. Additionally, Jones has overseen new turf in The Vet, a new sod turf for soccer, a new court design in Trojan Arena and a state-of-the-art volleyball playing surface. Additionally, the

volleyball and track & field offices in Trojan Arena have gone through a rebranding process. Troy's tennis courts underwent a rebranding effort with a new scoreboard and the playing surfaces receiving upgrades, while the Troy Soccer Complex received new turf prior to the 2021 season. Prior to the 2021 football season, Troy released a new premium seating area in the South End Zone of The Vet -- the Ultra Lounge -- which sold out a month prior to the season. It was expanded in 2022 and subsequently sold out again.

Additionally, work continues on Riddle-Pace Field as Troy's baseball home receives a major renovation to seating, premium club levels, locker room, player lounge and coach offices.

During the summer of 2020, Jones worked with Troy's Student-Athlete Advisory Committee in the creation of Troy CARES, which operates under the core values: Communicate, Action, Respect, Educate, Social Responsibility. Troy CARES is a program to promote a culture of collaboration, empathy, inclusivity and respect. The program is designed to unite all members of the Troy Family from diverse backgrounds.

Jones led a renegotiation on Troy's multimedia rights deal with Playfly Sports, which has increased revenue for Troy Athletics for years to come. Additionally, Troy secured a new partnership with Affinity Licensing, which significantly amplified Troy merchandise volume in the marketplace in addition to increasing revenue and better serving Troy's fans and merchants.

Thanks in part to a new partnership with IMG-L Ticket Solutions, the Trojans set numerous benchmarks during his time at Troy, including record-breaking attendance numbers for Troy football, men's basketball, women's basketball, volleyball, softball and baseball. Men's basketball season ticket sales increased by 400 percent during his first season in the AD chair, while a record number of season tickets were sold for football, baseball and women's basketball. Troy led the Sun Belt in both men's and women's basketball attendance for the 2021-22 season, the first time in program history, and sold the most baseball tickets in more than a decade.

Troy has seen crowds of 20,000-plus at Veterans Memorial Stadium in 29 of the last 31 games (not counting reduced capacity season of 2020). Eight of the top 10 single-game crowds have occurred since the start of the 2017 season, and Troy led the Sun Belt Conference in total attendance for the first time in school history in 2018 and ranked second in 2019, 2021 and 2022.

Jones has secured home-and-home football games with Mississippi State, Memphis, Southern Miss, UAB, Army, UMass, BYU and Western Kentucky while also scheduling guarantee games against Clemson, Tennessee, South Carolina, Iowa, Missouri and Kansas State.

The restructuring of the overall athletics department led to increased production across the board including an establishing of best practices by the internal operations department to best maximize staff and transitioning development to the external operations team, which led to a significant increase in giving and major gifts. Troy's philanthropic giving increased nearly 70 percent year-over-year from 2020 to 2021, while 2020's giving was up 17 percent from 2019, and giving hit record-setting numbers in 2022. Jones launched the Drive to 1887 and Football Excellence Fund over the past 12 months and both fundraising projects exceeded their stated goals ahead of schedule.

In the spring of 2021, Troy Athletics announced a dynamic partnership with DeMarcus Ware which provides Troy University students, fans, employees and alumni with free access to Ware's D2W fitness app and put officially licensed Troy jerseys with Ware's name and iconic No. 94 in the Troy Bookstore and online store.

Jones, who was introduced as Troy's Director of Athletics on June 12, 2019, took over the role following a two-year stint as Troy's Deputy Director of Athletics for External Operations. In his role as Deputy Director of Athletics, Jones had oversight of marketing, communications, advertising, ticket sales, Troy Sports Properties, broadcasting, promotions, fan engagement, fan experience, branding, licensing and trademarks. He served as the sport administrator for the baseball program and oversaw football scheduling.

Jones spearheaded a partnership with Troy University's Hospitality, Tourism and Sports Management program to offer a revenue generation class that assists in outbound sales efforts, ticket sales, marketing, hospitality, customer service and retention efforts.

Also, several unique campaigns and events have been established including an online athletic merchandise store, the football Tailgate Terrace Concert Series, OneTROY Fridays, the Community Hero ticket plan, bowl socials around the state, a marketing, sales, and best practices partnership with the Montgomery Biscuits, performing a Trojan Takeover in New Orleans and Mobile during Troy's two most recent bowl appearances and hosting a Troy University graduation in New Orleans for graduating football players, cheerleaders and band members during the R&L New Orleans Bowl.

Jones has also developed partnerships with Tailgate Guys, Affinity Licensing and IMG-Learfield Ticket Solutions with the overall goal of better serving the Troy fanbase and generating additional revenue.

He joined the Troy staff from Southern Miss where he most recently served as the Senior Associate AD for External Affairs. During his tenure at Southern Miss, the Golden Eagles set numerous attendance records in baseball, men's basketball, softball, volleyball and soccer including having the highest attended football and women's basketball game in each program's history.

Jones had direct oversight and responsibility for the areas of sports marketing, licensing, IMG Learfield Ticket Solutions, the ticket office, communications, the M-Club, social media, digital and creative services, sports technology and video operations, multimedia, broadcasting and IMG College.

Prior to Southern Miss, Jones spent five years at Georgia Southern University, first as the Director of Eagle Sports Marketing and then as the Assistant Athletic Director of Eagle Sports Marketing. While there, he raised \$8 million in external funding through sponsorships, VIP suites, ticket sales and corporate trade shows.

Jones is a 2013 graduate of the prestigious D1A Institute and a member of NACDA, ICLA, and NACMA. He is a frequent speaker and presenter for the CALS, NACAA and ICLA conventions as well as being an attendee for the inaugural Surefire Baseball Forum. Jones was a standout college baseball player at Oglethorpe University.

He is married to the former Tracey Styers and they have two children, son Jaxson and daughter Payton Grace.





OPPONENTS

Opponents.....	54-56
Road Venues.....	57-58
Road Hotels	58
2022 Opponents Year-by-Year	59
Troy vs. Conferences.....	60





STEPHEN F. AUSTIN | SEPT. 2



Colby Carthel
Head Coach



Jay Lucas
SID

General Information

Location: Nacogdoches, Texas
 Enrollment: 12,999
 Nickname: Lumberjacks
 Colors: Purple, White, Black, Gray
 Conference: Western Athletic
 Interim President: Gina Oglesbee
 Athletic Director: Ryan Ivey
 Stadium: Homer Bryce (14,575)
 Playing Surface: Field Turn

Series Information

Record vs. Stephen F. Austin: 3-3
 in Troy: 2-1
 Sumrall vs. Stephen F. Austin: 0-0
 Carthel vs. Troy: 0-0
 Last Meeting: Troy, 6-0 (2000)

Team Information

Head Coach: Colby Carthel
 Record at SFA: 20-22 (4 seasons)
 Record Overall: 79-40 (10 seasons)
 2022 Overall Record: 6-5
 2022 WAC Record: 3-1 (T1st)
 Postseason: N/A
 Result: N/A

Sports Information:

FB SID: Jay Lucas
 Office: 936-468-6244
 Cell: 713-410-0090
 Email: jay.lucas@sfasu.edu
 Website: sfajacks.com
 Football Twitter: SFA_Football

2023 Schedule

Sept. 2 at Troy
 Sept. 9 Alcorn State
 Sept. 16 at Northwestern State
 Sept. 23 Austin Peay
 Sept. 30 Texas A&M Commerce
 Oct. 7 at Utah Tech
 Oct. 14 at Central Arkansas
 Oct. 21 Abilene Christian
 Nov. 4 Tarleton State
 Nov. 11 Southern Utah
 Nov. 18 at Eastern Kentucky



KANSAS STATE | SEPT. 9



Chris Klieman
Head Coach



Ryan Lackey
SID

General Information

Location: Manhattan, Kan.
 Enrollment: 19,722
 Nickname: Wildcats
 Colors: Purple, White
 Conference: Big 12
 President: Dr. Richard Linton
 Athletic Director: Gene Taylor
 Stadium: Bill Snyder Family (50,000)
 Playing Surface: AstroTurf GameDay Grass

Series Information

Record vs. Kansas State: 0-1
 in Manhattan: 0-1
 Sumrall vs. Kansas State: 0-0
 Klieman vs. Troy: 0-0
 Last Meeting: KSU, 41-5 (2003)

Team Information

Head Coach: Chris Klieman
 Record at KSU: 30-20 (4 seasons)
 Record Overall: 102-33 (10 seasons)
 2022 Overall Record: 10-4
 2022 Big 12 Record: 7-2 (2nd)
 Postseason: Sugar Bowl
 Result: L, 20-45 (Alabama)

Sports Information:

FB SID: Ryan Lackey
 Office: 785-532-7708
 Cell: 785-587-7865
 Email: rlackey@kstatesports.com
 Website: kstatesports.com
 Football Twitter: KStateFB

2023 Schedule

Sept. 2 SEMO
 Sept. 9 Troy
 Sept. 16 at Missouri
 Sept. 23 UCF
 Oct. 6 at Oklahoma State
 Oct. 14 at Texas Tech
 Oct. 21 TCU
 Oct. 28 Houston
 Nov. 4 at Texas
 Nov. 11 Baylor
 Nov. 18 at Kansas
 Nov. 25 Iowa State



JAMES MADISON | SEPT. 16



Curt Cignetti
Head Coach



Chris Brooks
SID

General Information

Location: Harrisonburg, Va.
 Enrollment: 21,496
 Nickname: Dukes
 Colors: Purple, Gold, White
 Conference: Sun Belt
 President: Jonathan Alger
 Athletic Director: Jeff Bourne
 Stadium: Bridgeforth (25,000)
 Playing Surface: FieldTurf

Series Information

Record vs. JMU: 1-1
 in Troy: 1-0
 Sumrall vs. JMU: 0-0
 Cignetti vs. Troy: 0-0
 Last Meeting: Troy, 27-7 (1999)

Team Information

Head Coach: Curt Cignetti
 Record at JMU: 41-8 (4 seasons)
 Record Overall: 108-34 (12 seasons)
 2022 Overall Record: 8-3
 2022 SBC Record: 6-2 (T-1st East)
 Postseason: N/A
 Result: N/A

Sports Information:

FB SID: Chris Brooks
 Office: 540-568-0291
 Cell: 540-282-0291
 Email: brookscp@jmu.edu
 Website: jmusports.com
 Football Twitter: JUMFootball

2023 Schedule

Sept. 2 Bucknell
 Sept. 9 at Virginia
 Sept. 16 at Troy
 Sept. 30 South Alabama
 Sept. 23 at Utah State
 Oct. 14 Georgia Southern
 Oct. 19 at Marshall
 Oct. 28 Old Dominion
 Nov. 4 at Georgia State
 Nov. 11 UConn
 Nov. 18 App State
 Nov. 25 at Coastal Carolina



WKU | SEPT. 23



Tyson Helton
Head Coach



Tyler Roper
SID

General Information

Location: Bowling Green, Ky.
 Enrollment: 19,461
 Nickname: Hilltoppers
 Colors: Red, White
 Conference: Conference USA
 President: Dr. Timothy C. Caboni
 Athletic Director: Todd Stewart
 Stadium: Houchens-Smith (22,113)
 Playing Surface: FieldTurf

Series Information

Record vs. Western Kentucky: 10-2-1
 in Troy: 4-1-1
 Sumrall vs. Western Kentucky: 1-0
 Helton vs. Troy: 0-1
 Last Meeting: Troy, 34-27 (2022)

Team Information

Head Coach: Tyson Helton
 Record at WKU: 32-21 (4 seasons)
 Record Overall: 32-21 (4 seasons)
 2022 Overall Record: 9-5
 2022 C-USA Record: 6-2 (1st East)
 Postseason: New Orleans Bowl
 Result: W, 44-23 (South Alabama)

Sports Information:

FB SID: Tyler Roper
 Office: 270-745-5388
 Cell: 801-518-7941
 Email: tyler.roper@wku.edu
 Website: wkusports.com
 Football Twitter: WKUFootball

2023 Schedule

Sept. 2 South Florida
 Sept. 9 Houston Christian
 Sept. 16 at Ohio State
 Sept. 23 at Troy
 Sept. 28 Middle Tennessee
 Oct. 5 at Louisiana Tech
 Oct. 17 at Jacksonville State
 Oct. 24 Liberty
 Nov. 4 at UTEP
 Nov. 11 New Mexico State
 Nov. 18 Sam Houston State
 Nov. 25 at FIU



GEORGIA STATE | SEPT. 30



Shawn Elliott
Head Coach



Allison George
SID

General Information

Location: Atlanta, Ga.
Enrollment: 52,000
Nickname: Panthers
Colors: Blue, White
Conference: Sun Belt
President: Dr. M. Brian Blake
Athletic Director: Charlie Cobb
Stadium: Center Parc (25,000)
Playing Surface: FieldTurf

Series Information

Record vs. Ga State: 5-4
in Atlanta: 2-3
Sumrall vs. GSU: 0-0
Elliott vs. Troy: 3-2
Last Meeting: GSU, 37-10 (2021)

Team Information

Head Coach: Shawn Elliott
Record at GSU: 34-38 (6 seasons)
Record Overall: 35-43 (7 seasons)
2022 Overall Record: 4-8
2022 SBC Record: 3-5 (T-4th East)
Postseason: N/A
Result: N/A

Sports Information:

FB SID: Allison George
Office: 404-413-4032
Cell: 678-595-7728
Email: ageorge@gsu.edu
Website: georgiastatesports.com
Football Twitter: GeorgiaStateFB

2023 Schedule

Aug. 31 Rhode Island
Sept. 9 UConn
Sept. 16 at Charlotte
Sept. 21 at Coastal Carolina
Sept. 30 Troy
Oct. 14 Marshall
Oct. 21 at Louisiana
Oct. 26 at Georgia Southern
Nov. 4 James Madison
Nov. 11 App State
Nov. 18 at LSU
Nov. 25 at Old Dominion



ARKANSAS STATE | OCT. 7



Butch Jones
Head Coach



Jerry Scott
SID

General Information

Location: Jonesboro, Ark.
Enrollment: 13,843
Nickname: Red Wolves
Colors: Scarlet, Black
Conference: Sun Belt
President: Dr. Charles L. Welch
Athletic Director: Jeff Purinton
Stadium: Centennial Bank (30,382)
Playing Surface: Artificial

Series Information

Record vs. AState: 8-11
in Troy: 2-5
Sumrall vs. AState: 1-0
Jones vs. Troy: 0-1
Last Meeting: Troy, 48-19 (2022)

Team Information

Head Coach: Butch Jones
Record at AState: 5-19 (2 seasons)
Record Overall: 89-73 (13 seasons)
2022 Overall Record: 3-9
2022 SBC Record: 1-7 (7th West)
Postseason: N/A
Result: N/A

Sports Information:

FB SID: Jerry Scott
Office: 870-972-3547
Cell: 870-243-6021
Email: jscott@astate.edu
Website: astateredwolves.com
Football Twitter: AStateFB

2023 Schedule

Sept. 2 at Oklahoma
Sept. 9 Memphis
Sept. 16 Stony Brook
Sept. 23 Southern Miss
Sept. 30 at UMass
Oct. 7 Troy
Oct. 21 Coastal Carolina
Oct. 28 at ULM
Nov. 4 Louisiana
Nov. 11 at South Alabama
Nov. 18 Texas State
Nov. 25 at Marshall



ARMY | OCT. 14



Jeff Monken
Head Coach



Eric Szczepinski
SID

General Information

Location: West Point, N.Y.
Enrollment: 4,400
Nickname: Black Knights
Colors: Black, Gold, Gray
Conference: Independent
Superintendent: Lt. Gen. Darryl A. Williams
Athletic Director: Mike Buddie
Stadium: Michie Stadium (38,000)
Playing Surface: FieldTurf

Series Information

Record vs. Army: 1-0
in West Point: 0-0
Sumrall vs. Army: 1-0
Monken vs. Troy: 0-1
Last Meeting: Troy, 10-9 (2022)

Team Information

Head Coach: Jeff Monken
Record at Army 64-49 (9 seasons)
Record Overall: 102-66 (13 seasons)
2022 Overall Record: 6-6
Postseason: N/A
Result: N/A

Sports Information:

FB SID: Eric Szczepinski
Office: 845-938-5716
Cell: 440-823-1421
Email: eric.szczepinski@westpoint.edu
Website: goarmywestpoint.com
Football Twitter: ArmyWP_Football

2023 Schedule

Sept. 2 at ULM
Sept. 9 Delaware State
Sept. 15 at UTSA
Sept. 23 at Syracuse
Oct. 7 Boston College
Oct. 14 Troy
Oct. 21 at LSU
Oct. 28 UMass
Nov. 4 vs. Air Force
Nov. 11 Holy Cross
Nov. 18 Coastal Carolina
Dec. 9 vs. Navy



TEXAS STATE | NOV. 2



GJ Kinne
Head Coach



Chris Kutz
SID

General Information

Location: San Marcos, Texas
Enrollment: 37,849
Nickname: Bobcats
Colors: Maroon, Gold
Conference: Sun Belt
President: Dr. Kelly Damphousse
Athletic Director: Don Coryell
Stadium: Bobcat Stadium (30,000)
Playing Surface: FieldTurf Revolution 360

Series Information

Record vs. TXST: 12-1
in San Marcos: 4-1
Sumrall vs. TXST: 1-0
Kinne vs. Troy: 0-0
Last Meeting: Troy, 17-14 (2022)

Team Information

Head Coach: GJ Kinne
Record at TXST: First Season
Record Overall: First Season
2022 Overall Record: 4-8
2022 SBC Record: 2-6 (6th West)
Postseason: N/A
Result: N/A

Sports Information:

FB SID: Chris Kutz
Office: 512-245-2966
Cell: 512-738-0697
Email: chriskutz@txstate.edu
Website: txstatebobcats.com
Football Twitter: TXSTateFootball

2023 Schedule

Sept. 2 Baylor
Sept. 9 at UTSA
Sept. 16 Jackson State
Sept. 23 Nevada
Sept. 30 at Southern Miss
Oct. 7 at Louisiana
Oct. 14 ULM
Oct. 28 Troy
Nov. 4 Georgia Southern
Nov. 11 at Coastal Carolina
Nov. 18 at Arkansas State
Nov. 25 South Alabama



SOUTH ALABAMA | NOV. 2



Kane Wommack
Head Coach



TBA
SID

General Information

Location: Mobile, Ala.
Enrollment: 14,224
Nickname: Jaguars
Colors: Blue, Red, White
Conference: Sun Belt
President: Jo Bonner
Athletic Director: Joel Erdmann
Stadium: Hancock Whitney Stadium (25,450)
Playing Surface: FieldTurf

Series Information

Record vs. USA: 8-3
in Troy: 3-2
Sumrall vs. USA: 1-0
Wommack vs. Troy: 0-2
Last Meeting: Troy, 10-6 (2022)

Team Information

Head Coach: Kane Wommack
Record at USA: 15-10 (2 seasons)
Record Overall: 15-10 (2 seasons)
2021 Overall Record: 10-3
2021 SBC Record: 7-1 (T-1st West)
Postseason: New Orleans Bowl
Result: L, 23-44 (Western Kentucky)

Sports Information:

FB SID: TBA
Office: 251-414-8032
Cell: N/A
Email: N/A
Website: usajaguars.com
Football Twitter: WeAreSouth_FB

2023 Schedule

Sept. 2 at Tulane
Sept. 9 SE Louisiana
Sept. 16 at Oklahoma State
Sept. 23 Central Michigan
Sept. 30 at James Madison
Oct. 7 at ULM
Oct. 17 Southern Miss
Oct. 28 Louisiana
Nov. 2 at Troy
Nov. 11 Arkansas State
Nov. 18 Marshall
Nov. 25 at Texas State



ULM | NOV. 11



Terry Bowden
Head Coach



John Lewandowski
SID

General Information

Location: Monroe, La.
Enrollment: 8,854
Nickname: Warhawks
Colors: Maroon, Gold
Conference: Sun Belt
President: Dr. Ronald Berry
Athletic Director: John Hartwell
Stadium: Malone Stadium (30,427)
Playing Surface: FieldTurf

Series Information

Record vs. ULM: 11-8-1
in Monroe: 3-6-1
Sumrall vs. ULM: 1-0
Bowden vs. Troy: 2-3
Last Meeting: Troy, 34-16 (2022)

Team Information

Head Coach: Terry Bowden
Record at ULM: 8-16 (2 season)
Record Overall: 183-130-2 (27 seasons)
2022 Overall Record: 4-8
2022 SBC Record: 3-5 (5 West)
Postseason: N/A
Result: N/A

Sports Information:

FB SID: John Lewandowski
Office: 318-342-5378
Cell: 517-896-3537
Email: lewandowski@ulm.edu
Website: ulmwarhawks.com
Football Twitter: ULM_FB

2023 Schedule

Sept. 2 Army
Sept. 9 Lamar
Sept. 16 at Texas A&M
Sept. 30 App State
Oct. 7 South Alabama
Oct. 14 at Texas State
Oct. 21 at Georgia Southern
Oct. 28 Arkansas State
Nov. 4 at Southern Miss
Nov. 11 Troy
Nov. 18 at Ole Miss
Nov. 25 at Louisiana



LOUISIANA | NOV. 18



Michael Desormeaux
Head Coach



Evan Roberts
SID

General Information

Location: Lafayette, La.
Enrollment: 19,188
Nickname: Ragin' Cajuns
Colors: Vermilion, White
Conference: Sun Belt
Chancellor: Dr. E. Joseph Savoie
Athletic Director: Dr. Bryan Maggard
Stadium: Cajun Field (41,426)
Playing Surface: Matrix

Series Information

Record vs. Louisiana: 10-13
in Troy: 4-5
Sumrall vs. Louisiana: 1-0
Desormeaux vs. Troy: 0-1
Last Meeting: Troy 23-17 (2022)

Team Information

Head Coach: Michael Desormeaux
Record at Louisiana: 6-7 (1 season)
Record Overall: 6-7 (1 season)
2022 Overall Record: 6-7
2022 SBC Record: 4-4 (T-3rd West)
Postseason: Independence Bowl
Result: L, 16-23 (Houston)

Sports Information:

FB SID: Evan Roberts
Office: 337-482-6331
Cell: 260-615-8662
Email: evan.roberts@louisiana.edu
Website: ragincajuns.com
Football Twitter: RaginCajunsFB

2023 Schedule

Sept. 2 Northwestern State
Sept. 9 at Old Dominion
Sept. 16 at UAB
Sept. 23 Buffalo
Sept. 30 at Minnesota
Oct. 7 Texas State
Oct. 21 Georgia State
Oct. 28 at South Alabama
Nov. 4 at Arkansas State
Nov. 9 Southern Miss
Nov. 18 at Troy
Nov. 25 ULM



SOUTHERN MISS | NOV. 25



Will Hall
Head Coach



Jack Duggan
SID

General Information

Location: Hattiesburg, Miss.
Enrollment: 14,133
Nickname: Golden Eagles
Colors: Black, Gold
Conference: Sun Belt
President: Dr. Joseph S. Paul
Athletic Director: Jeremy McClain
Stadium: M.M. Roberts Stadium (30,000)
Playing Surface: Matrix

Series Information

Record vs. Southern Miss: 4-8
in Troy: 1-2
Sumrall vs. Southern Miss: 1-0
Hall vs. Troy: 0-2
Last Meeting: Troy, 27-10 (2022)

Team Information

Head Coach: Will Hall
Record at USM: 10-15 (2 seasons)
Record Overall: 10-15 (2 seasons)
2022 Overall Record: 7-6
2022 SBC Record: 4-4 (T-3rd West)
Postseason: N/A
Result: N/A

Sports Information:

FB SID: Jack Duggan
Office: 601-266-5947
Cell: 601-596-5637
Email: jack.duggan@usm.edu
Website: southernmiss.com
Football Twitter: SouthernMissFB

2023 Schedule

Sept. 2 Alcorn State
Sept. 9 at Florida State
Sept. 16 Tulane
Sept. 23 at Arkansas State
Sept. 30 Texas State
Oct. 7 Old Dominion
Oct. 17 at South Alabama
Oct. 28 at App State
Nov. 4 ULM
Nov. 9 at Louisiana
Nov. 18 at Mississippi State
Nov. 25 Troy

BILL SNYDER FAMILY STADIUM

*TROY AT KANSAS STATE
SEPT. 9 • MANHATTAN, KAN.*



CENTER PARC STADIUM

*TROY AT GEORGIA STATE
SEPT. 30 • ATLANTA, GA.*



MICHIE STADIUM

*TROY AT ARMY
OCT. 14 • WEST POINT, N.Y.*



BOBCAT STADIUM

*TROY AT TEXAS STATE
OCT. 28 • SAN MARCOS, TEXAS*



MALONE STADIUM
TROY AT ULM
NOV. 11 • MONROE, LA.



M.M. ROBERTS STADIUM
TROY AT SOUTHERN MISS
NOV. 25 • HATTIESBURG, MISS.



2023 TROY FOOTBALL ROAD HEADQUARTERS

Four Points Sheraton
530 Richards Drive
Manhattan, KS 66502
785-539-5311



Hilton Austin Airport
9515 Hotel Drive
Austin, TX 78719
512-385-6767



Grand Hyatt Buckhead
3300 Peachtree Street NE
Atlanta, GA 30305
404-237-1234



Hilton Garden Inn
400 Mane Street
West Monroe, LA 71291
318-398-0653



Hilton Woodcliff Lake
200 Tice Blvd
Woodcliff Lake, NJ 07677
201-391-3600



Doubletree Hattiesburg
10 Gateway Drive
Hattiesburg, MS 39402
601-296-0302



STEPHEN F. AUSTIN (3-3)

YEAR	SITE	SCORE
1993	Troy	W, 42-20
1996	Nacogdoches	L, 10-13
1997	Troy	L, 13-20
1998	Nacogdoches	L, 14-21
1999	Troy	W, 27-7
2000	Nacogdoches	W, 6-0

Troy Record in Troy: 2-1
 Troy Record in Nacogdoches: 1-2
 Troy Record at Neutral Site: 0-0
 Sumrall vs Northwestern State: 0-0
 Carthel vs Troy: 0-0
 Longest Troy Win Streak: W2 (1999-2000)
 Longest Stephen F. Austin Win Streak: 3 (1996-98)

KANSAS STATE (0-1)

YEAR	SITE	SCORE
2003	Manhattan	L, 5-41

Troy Record in Troy: 0-0
 Troy Record in Manhattan: 0-1
 Troy Record at Neutral Site: 0-0
 Sumrall vs. Kansas State: 0-0
 Kleiman vs Troy: 0-0
 Longest Troy Win Streak: -
 Longest Kansas State Win Streak: 1 (2003)

JAMES MADISON (1-1)

YEAR	SITE	SCORE
1994	Harrisonburg	L, 26-45
1999	Troy	W, 27-7

Troy Record in Troy: 1-0
 Troy Record in Harrisonburg: 0-1
 Sumrall vs. James Madison: 0-0
 Cignetti vs Troy: 0-0
 Longest Troy Win Streak: 1 (1999)
 Longest James Madison Win Streak: 1 (1994)

WESTERN KENTUCKY (10-2-1)

YEAR	SITE	SCORE
1976	Bowling Green	T, 10-10
1991	Bowling Green	W, 39-23
1993	Troy	W, 31-24
1994	Bowling Green	W, 38-16
1995	Troy	W, 56-39
2007	Bowling Green	W, 21-17
2008	Troy	W, 17-7
2009	Bowling Green	W, 40-20
2010	Troy	W, 28-14
2011	Bowling Green	L, 18-41
2012	Troy	L, 26-31
2013	Bowling Green	W, 32-26
2022	Bowling Green	W, 34-27

Troy Record in Troy: 4-1
 Troy Record in Bowling Green: 6-1-1
 Sumrall vs. Western Kentucky: 1-0
 Helton vs Troy: 0-1
 Longest Troy Win Streak: 8 (1991-10)
 Longest Western Kentucky Win Streak: 2 (2011-12)

GEORGIA STATE (5-4)

YEAR	SITE	SCORE
2013	Atlanta, Ga.	W, 35-28
2014	Troy	W, 45-21
2015	Atlanta, Ga.	L, 21-31
2016	Troy	W, 31-21
2017	Atlanta, Ga.	W, 34-10
2018	Troy	W, 37-20
2019	Atlanta, Ga.	L, 33-52
2020	Troy	L, 34-36
2021	Atlanta, Ga.	L, 10-37

Troy Record in Troy: 3-1
 Troy Record in Atlanta: 2-3
 Sumrall vs. Georgia State: 0-0
 Elliott vs Troy: 3-2
 Longest Troy Win Streak: 3 (2016-18)
 Longest Georgia State Win Streak: 3 (2019-21)

ARKANSAS STATE (8-11)

YEAR	SITE	SCORE
1950	Jonesboro	L, 0-27
1951	Troy	L, 0-39
1991	Jonesboro	L, 17-20
1992	Jonesboro	W, 41-7
2004	Jonesboro	L, 9-13
2005	Jonesboro	L, 3-9
2006	Troy	L, 26-33
2007	Jonesboro	W, 27-0
2008	Troy	W, 35-9
2009	Jonesboro	W, 30-27
2010	Troy	W, 35-28
2011	Jonesboro	L, 14-45
2012	Troy	L, 34-41
2013	Jonesboro	L, 34-41
2016	Troy	L, 3-35
2017	Jonesboro	W, 32-25
2019	Troy	L, 43-50
2020	Jonesboro	W, 38-10
2022	Jonesboro	W, 48-19

Troy Record in Troy: 2-5
 Troy Record in Jonesboro: 6-6
 Sumrall vs Arkansas State: 1-0
 Jones vs Troy: 0-1
 Longest Troy Win Streak: 4 (2007-10)
 Longest Arkansas State Win Streak: 4 (2011-16)

ARMY (1-0)

YEAR	SITE	SCORE
2022	Troy	W, 10-9

Troy Record in Troy: 1-0
 Troy Record in West Point: 0-0
 Troy Record at Neutral Site: 0-0
 Sumrall vs Army: 1-0
 Monken vs. Troy: 0-0
 Longest Troy Win Streak: 1 (2022)
 Longest Army Win Streak: -

TEXAS STATE (12-1)

YEAR	SITE	SCORE
1996	Troy	W, 24-13
1997	San Marcos	L, 17-31
1998	Troy	W, 20-17
1999	San Marcos	W, 24-17
2000	Troy	W, 31-17
2013	Troy	W, 42-28
2016	San Marcos	W, 40-7
2017	Troy	W, 62-9
2018	Troy	W, 12-7
2019	San Marcos	W, 63-27
2020	Troy	W, 37-17
2021	San Marcos	W, 31-28
2022	Troy	W, 17-14

Troy Record in Troy: 8-0
 Troy Record in San Marcos: 4-1
 Sumrall vs Texas State: 1-0
 Kinne vs. Troy: 0-0
 Longest Troy Win Streak: 11 (1998-22)
 Longest Texas State Win Streak: 1 (1997)

SOUTH ALABAMA (8-3)

YEAR	SITE	SCORE
2012	Mobile	W, 31-10
2013	Troy	W, 34-33
2014	Mobile	L, 13-37
2015	Troy	L, 18-24
2016	Mobile	W, 28-21
2017	Troy	L, 8-19
2018	Mobile	W, 38-17
2019	Troy	W, 37-13
2020	Mobile	W, 29-0
2021	Troy	W, 31-24
2022	Mobile	W, 10-6

Troy Record in Troy: 3-2
 Troy Record in Mobile: 5-1
 Sumrall vs South Alabama: 1-0
 Wommack vs Troy: 0-2
 Longest Troy Win Streak: 5 (2018-22)
 Longest South Alabama Win Streak: 2 (2014-15)

ULM (11-8-1)

YEAR	SITE	SCORE
1970	Monroe	L, 10-14
1971	Dothan	W, 21-7
1973	Monroe	T, 15-15
1974	Troy	W, 30-19
1995	Monroe	W, 20-10
2001	Monroe	W, 44-12
2003	Troy	W, 28-24
2005	Monroe	L, 3-27
2006	Troy	W, 24-19
2007	Troy	W, 24-7
2008	Monroe	L, 30-31
2009	Troy	W, 42-21
2010	Monroe	L, 14-28
2011	Troy	L, 10-38
2013	Troy	L, 37-49
2014	Monroe	L, 20-22
2015	Troy	W, 51-14
2018	Monroe	W, 35-27
2021	Monroe	L, 16-29
2022	Troy	W, 34-16

Troy Record in Troy: 7-2
 Troy Record in Monroe: 3-6-1
 Troy Record at Neutral Site: 1-0
 Sumrall vs ULM: 1-0
 Bowden vs. Troy: 2-3
 Longest Troy Win Streak: 4 (1974-2003)
 Longest ULM Win Streak: 4 (2010-14)

LOUISIANA (10-13)

YEAR	SITE	SCORE
1946	Lafayette	L, 0-64
1948	Lafayette	L, 19-26
1949	Lafayette	L, 25-48
1950	Troy	L, 14-40
1951	Troy	L, 7-44
1952	Lafayette	L, 14-54
1994	Lafayette	W, 39-20
2004	Lafayette	W, 13-10
2005	Lafayette	L, 28-31
2006	Troy	W, 42-28
2007	Lafayette	W, 48-31
2008	Troy	W, 48-3
2009	Lafayette	W, 48-31
2010	Troy	W, 31-24
2011	Lafayette	L, 17-31
2012	Troy	L, 24-37
2013	Lafayette	L, 36-41
2014	Troy	L, 23-42
2015	Lafayette	W, 41-17
2018	Troy	W, 26-16
2019	Lafayette	L, 3-53
2021	Troy	L, 21-35
2022	Lafayette	W, 23-17

Troy Record in Troy: 4-5
 Troy Record in Lafayette: 6-8
 Sumrall vs Louisiana: 1-0
 Desormeaux vs. Troy: 0-1
 Longest Troy Win Streak: 5 (2006-10)
 Longest LA Win Streak: 6 (1946-52)

SOUTHERN MISS (4-8)

YEAR	SITE	SCORE
1935	Hattiesburg	W, 14-13
1936	Hattiesburg	L, 0-62
1937	Hattiesburg	L, 0-53
1938	Troy	L, 0-19
1939	Hattiesburg	L, 6-13
1940	Hattiesburg	L, 0-25
1977	Montgomery	L, 19-42
2008	New Orleans	L, 27-30 (OT)
2016	Hattiesburg	W, 37-31
2019	Troy	L, 42-47
2021	Hattiesburg	W, 21-9
2022	Troy	W, 27-10

Troy Record in Troy: 1-2
 Troy Record in Hattiesburg: 3-4
 Troy Record at Neutral Site: 0-2
 Sumrall vs Southern Miss: 1-0
 Hall vs Troy: 0-2
 Longest Troy Win Streak: 2 (2021-22)
 Longest Southern Miss Win Streak: 7 (1936-2008)

VS CONFERENCES

AMERICAN ATHLETIC

Troy vs.	W-L	Last Mtg
Charlotte	0-0	Never met
East Carolina	0-0	Never met
Florida Atlantic	8-2	2012
Memphis	1-4	1941
Navy	1-1	2012
North Texas	9-2	2012
Rice	1-0	2006
South Florida	1-1	2000
SMU	0-0	Never met
Temple	0-0	Never met
Texas-San Antonio	1-0	2022
Tulsa	0-0	Never met
Tulane	0-0	Never met
UAB	7-5	2014
vs. American	29-15	.659

ATLANTIC COAST CONFERENCE

Troy vs.	W-L	Last Mtg
Boston College	0-0	Never met
Clemson	0-2	2016
Duke	0-2	2014
Georgia Tech	0-1	2006
Florida State	1-5	2006
Louisville	0-0	Never met
Miami (Fla.)	0-1	2001
North Carolina	0-0	Never met
North Carolina State	0-1	2015
Pittsburgh	0-0	Never met
Syracuse	0-0	Never met
Virginia	0-1	2003
Virginia Tech	0-0	Never met
Wake Forest	0-0	Never met
vs. ACC	1-13	.071

BIG 12

Troy vs.	W-L	Last Mtg
Baylor	0-0	Never met
BYU	0-1	2020
Central Florida	6-3	1995
Cincinnati	1-1	1999
Houston	0-0	Never met
Iowa State	0-1	2002
Kansas	0-0	Never met
Kansas State	0-1	2003
Oklahoma	0-0	Never met
Oklahoma State	1-2	2010
TCU	0-0	Never Met
Texas	0-0	Never met
Texas Tech	0-0	Never met
West Virginia	0-0	Never met
vs. Big 12	8-9	.471

BIG TEN

Troy vs.	W-L	Last Mtg
Illinois	0-0	Never met
Indiana	0-0	Never met
Iowa	0-0	Never met
Maryland	0-1	2001
Michigan	0-0	Never met
Michigan State	0-0	Never met
Minnesota	0-1	2003
Nebraska	1-4	2018
Northwestern	0-0	Never met
Ohio State	0-1	2008
Penn State	0-0	Never met

Purdue	0-0	Never met
Rutgers	0-0	Never met
Wisconsin	0-1	2015
vs. Big Ten	1-8	.111

CONFERENCE USA

Troy vs.	W-L	Last Mtg
FIU	8-2	2012
Jacksonville State	28-33-2	2001
Middle Tennessee	9-13	2020
Liberty	0-2	2021
Louisiana Tech	0-0	Never met
New Mexico State	4-1	2017
Sam Houston State	7-0-1	2000
UTEP	0-0	Never met
Western Kentucky	10-2-1	2022
vs. C-USA	66-53-4	.553

DIVISION I-A INDEPENDENTS

Troy vs.	W-L	Last Mtg
Army	1-0	2022
Notre Dame	0-0	Never met
Connecticut	1-0	1994
UMass	1-0	2016
vs. Independents	3-0	1.000

MID-AMERICAN CONFERENCE

Troy vs.	W-L	Last Mtg
Akron	2-0	2019
Ball State	0-0	Never met
Bowling Green	1-1	2010
Buffalo	1-0	2018
Central Michigan	0-1	2009
Eastern Michigan	0-0	Never met
Kent State	0-0	Never met
Miami (Ohio)	0-0	Never met
Northern Illinois	0-1	2004
Ohio	2-0	2016
Toledo	0-0	Never met
Western Michigan	0-0	Never met
vs. MAC	6-3	.667

MOUNTAIN WEST CONFERENCE

Troy vs.	W-L	Last Mtg
Air Force	0-0	Never met
Boise State	0-2	2018
Colorado State	0-0	Never met
Fresno State	0-0	Never met
Hawaii	0-0	Never met
Nevada	0-0	Never met
New Mexico	0-0	Never met
San Diego State	0-0	Never met
San Jose State	0-0	Never met
UNLV	0-1	1977
Utah State	2-1	2004
Wyoming	0-0	Never met
vs. Mountain West	2-4	.333

PAC 12

Troy vs.	W-L	Last Mtg
Arizona	0-0	Never met
Arizona State	0-0	Never met
California	0-0	Never met
Colorado	0-0	Never met
Oregon	0-0	Never met
Oregon State	0-0	Never met
Stanford	0-0	Never met
UCLA	0-0	Never met
Utah	0-0	Never met
USC	0-0	Never met
Washington	0-0	Never met
Washington State	0-0	Never met
vs. Pac-10	0-0	.000

SOUTHEASTERN CONFERENCE

Troy vs.	W-L	Last Mtg
Alabama	0-0	Never met
Arkansas	0-4	2011
Auburn	0-0	Never met
Florida	0-2	2009
Georgia	0-2	2014
Kentucky	0-0	Never met
LSU	1-2	2017
Mississippi	0-2	2022
Mississippi State	1-4	2015
Missouri	1-3	2019
South Carolina	0-4	2021
Tennessee	0-1	2012
Texas A&M	0-0	Never met
Vanderbilt	0-0	Never met
vs. SEC	3-24	.111

SUN BELT CONFERENCE

Troy vs.	W-L	Last Mtg
Appalachian State	3-8	2022
Arkansas State	10-12	2022
Coastal Carolina	3-3	2022
Georgia Southern	14-7	2021
Georgia State	5-4	2021
James Madison	0-0	Never met
Louisiana	10-13	2022
Marshall	3-3	2022
Old Dominion	0-0	Never met
South Alabama	8-3	2022
Southern Miss	4-8	2022
Texas State	12-1	2022
ULM	11-8-1	2022
vs. Sun Belt	83-69-1	.546



2022 REVIEW



Game Recaps	62-68
2022 Stats	69-78
2022 Starters	78

GAME 1

TROY	0	3	0	7	10
#21 OLE MISS	7	14	7	0	28

SEPT. 3 • OXFORD, MISS. • VAUGHT-HEMINGWAY STADIUM • 60,533

	TROY	MISS	NOTABLE
FIRST DOWNS	20	24	
Rushing	8	13	• Left tackle Austin Stidham started his team-leading 49th career game, while linebacker Carlton Martial started his team-leading 41st straight game.
Passing	12	10	• Gunnar Watson's 72.3 completion percentage is the sixth highest in Troy's DI history among passers with at least 45 attempts.
Penalty	0	1	• Twelve different Trojan players caught a pass in the game; the most Troy had was 10 in a game last season (Southern, Georgia Southern).
NET YARDS RUSHING	60	266	• Troy has now forced 144 turnovers since the start of the 2016 season; the Trojans entered the weekend fourth over that time period in turnovers forced. The Trojans were second with 1.91 turnovers forced per game. Troy has forced a turnover in 67 of its last 81 games and multiple turnovers in 45 of those games.
Rushing Attempts	33	44	• Troy held Ole Miss to 167 yards through the air; it was the fewest passing yards by a Power Five opponent since Nebraska had 160 in 2018 and the seventh-fewest all-time allowed by a Troy defense against a P5 opponent. Ole Miss averaged 274.8 passing yards last season.
Average Per Rush	1.8	6.0	• In his Troy debut, Mike Rivers averaged 49.6 yards on his five punt attempts. His average is tied for the fifth-highest by a Troy punter (min. five attempts) since 2001.
Rushing Touchdowns	0	3	• SEC teams averaged 43.0 points per game through Sept. 3. Troy held Ole Miss to 28 points (fewest by an SEC team this season) and forced three turnovers (most by an SEC team this season).
Yards Gained Rushing	101	277	• Troy held Ole Miss to seven points, 165 yards, 65 rushing yards and 100 passing yards in the second half.
Yards Lost Rushing	41	11	• In his first game after earning scholarship this spring, safety Keyshawn Swanson forced a fumble and tied a career-high with five tackles.
NET YARDS PASSING	286	167	
Completions-Attempts-Int	35-48-1	19-29-1	
Average Per Attempt	6.0	5.8	
Average Per Completion	8.2	8.8	
Passing Touchdowns	1	1	
TOTAL OFFENSE YARDS	346	433	
Total offense plays	81	73	
Average Gain Per Play	4.3	5.9	
Fumbles: Number-Lost	2-1	4-2	
Penalties: Number-Yards	6-37	3-16	
PUNTS-YARDS	5-248	4-165	
Average Yards Per Punt	49.6	41.2	
Net Yards Per Punt	45.6	41.2	
Inside 20	2	2	
50+ Yards	2	0	
Touchbacks	1	0	
Fair catch	3	3	
KICKOFFS-YARDS	2-127	5-325	
Average Yards Per Kickoff	63.5	65.0	
Net Yards Per Kickoff	44.5	40.0	
Touchbacks	1	5	
Fair Catch Yards	0	0	
Punt returns: Number-Yards-TD	0-0-0	0-0-0	
Average Per Return	0.0	0.0	
Kickoff returns: Number-Yds-TD	0-0-0	1-13-0	
Average Per Return	0.0	13.0	
Interceptions: Number-Yds-TD	1-0-0	1-10-0	
Fumble Returns: Number-Yds-TD	0-0-0	1-13-0	
Miscellaneous Yards	0	0	
Possession Time	36:58	23:02	
1st Quarter	10:05	4:55	
2nd Quarter	6:54	8:06	
3rd Quarter	8:34	6:26	
4th Quarter	11:25	3:35	
Third-Down Conversions	6 of 17	9 of 14	
Fourth-Down Conversions	2 of 5	1 of 1	
Red-Zone Scores-Chances	2-2	4-4	
Touchdowns	1-2	4-4	
Field goals	1-2	0-4	
Sacks By: Number-Yards	0-0	4-21	
PAT Kicks	1-1	4-4	
Field Goals	1-1	0-0	
Points off turnovers	7	0	

STAT LEADERS

TROY						OLE MISS							
Rushing	No	Yds	TD	Lg	Avg	Rushing	No	Yds	TD	Lg	Avg		
Vidal, Kimani	12	48	0	13	4.0	Evans, Zach	20	130	0	46	6.5		
Woods, Jamontez	10	27	0	14	2.7	Judkins, Quinshow	14	87	1	15	6.2		
Passing	A	C	I	Yds	TD	Lng	Passing	A	C	I	Yds	TD	Lng
Watson, Gunnar	47	34	1	275	1	30	Dart, Jaxson	27	18	1	154	1	22
Doege, Jarret	1	1	0	11	0	11	Altmyer, Luke	2	1	0	13	0	13
Receiving	No.	Yds	TD	Long	Receiving	No.	Yds	TD	Long				
Stoudemire, Deshon	6	45	0	15	Trigg, Michael	4	33	0	21				
Vidal, Kimani	6	19	0	11	Mingo, Jonathan	3	26	0	16				
Barber, Jabre	5	60	0	30	Wade, Dayton	3	14	0	7				
Johnson, Rajae'	3	32	1	22	Evans, Zach	2	22	0	22				
Vice, Michael	3	23	0	11	Watkins, Jordan	2	20	0	13				

GAME 2

ALABAMA A&M	3	0	0	14	17
TROY	0	7	21	10	38

SEPT. 10 • TROY, ALA. • VETERANS MEMORIAL STADIUM • 26,189

	AAMU	TROY	NOTABLE
FIRST DOWNS	21	26	
Rushing	3	3	• Troy threw for 464 yards in the game, which ranks as the eighth most in school history and the most since 504 yards against Southern Miss in 2019.
Passing	14	20	• Troy's 522 yards of total offense are tied for the 34th most in school history and are the most since 528 yards against Southern Miss in 2019.
Penalty	4	3	• Gunnar Watson moved into sole possession of 10th place all-time with 29 touchdowns in his career after throwing four touchdown strikes against Alabama A&M.
NET YARDS RUSHING	64	58	• Gunnar Watson completed 23-of-34 passes for 351 yards, his 10th career 200-yard passing game and second straight this season. The 351 yards mark his sixth-career 300-yard passing game. He moved into eighth place all-time in Troy history with 4,514 career passing yards.
Rushing Attempts	35	25	• Gunnar Watson tied a career-high with his four touchdown passes in the game and his 351 yards were a new high for the junior quarterback and the 33rd most in a game in Troy history.
Average Per Rush	1.8	2.3	• Carlton Martial moved into third place in Sun Belt Conference history with 47.5 tackles for loss in his career after recording 0.5 a tackle for loss against Alabama A&M. He now has a tackle for loss in 32 of his 49 career games.
Rushing Touchdowns	2	0	• Troy forced Alabama A&M to punt on its opening drive; the Trojans have not allowed points on an opening drive this season.
Yards Gained Rushing	97	87	• Troy has now forced 146 turnovers since the start of the 2016 season; the Trojans entered the weekend second nationally with its 144 turnovers and 1.92 turnovers forced per game since 2016.
Yards Lost Rushing	33	29	• Alabama A&M outgained Troy 151-27 in the first quarter; the Trojans turned the tide outgaining the Bulldogs 367-76 in the second and third quarters combined before Troy emptied the bench in the fourth quarter.
NET YARDS PASSING	292	464	
Completions-Attempts-Int	22-47-2	28-45-2	
Average Per Attempt	6.2	10.3	
Average Per Completion	13.3	16.6	
Passing Touchdowns	0	5	
TOTAL OFFENSE YARDS	356	52	
Total offense plays	82	70	
Average Gain Per Play	4.3	7.5	
Fumbles: Number-Lost	0-0	1-1	
Penalties: Number-Yards	9-107	10-88	
PUNTS-YARDS	9-309	4-168	
Average Yards Per Punt	34.3	42.0	
Net Yards Per Punt	32.1	35.0	
Inside 20	3	0	
50+ Yards	0	0	
Touchbacks	0	1	
Fair catch	3	2	
KICKOFFS-YARDS	3-109	7-453	
Average Yards Per Kickoff	36.3	64.7	
Net Yards Per Kickoff	27.7	39.7	
Touchbacks	0	5	
Fair Catch Yards	13	0	
Punt returns: Number-Yards-TD	1-8-0	3-20-0	
Average Per Return	8.0	6.3	
Kickoff returns: Number-Yds-TD	2-50-0	2-26-0	
Average Per Return	25.0	13.0	
Interceptions: Number-Yds-TD	2-23-0	2-26-0	
Fumble Returns: Number-Yds-TD	0-0-0	0-0-0	
Miscellaneous Yards	0	0	
Possession Time	34:02	25:58	
1st Quarter	9:36	5:24	
2nd Quarter	7:18	7:42	
3rd Quarter	9:12	5:48	
4th Quarter	7:56	7:04	
Third-Down Conversions	6 of 18	4 of 11	
Fourth-Down Conversions	0 of 1	1 of 2	
Red-Zone Scores-Chances	2-3	3-5	
Touchdowns	2-3	2-5	
Field goals	0-3	1-5	
Sacks By: Number-Yards	2-17	4-20	
PAT Kicks	2-2	5-5	
Field Goals	1-1	1-1	
Points off turnovers	0	0	

STAT LEADERS

ALABAMA A&M						TROY							
Rushing	No	Yds	TD	Lg	Avg	Rushing	No	Yds	TD	Lg	Avg		
Quarles, Gary	16	35	1	7	2.2	Vidal, Kimani	10	38	0	9	3.8		
Jemison, Harold	3	22	1	16	7.3	Billingsley, DK	4	22	0	11	5.5		
Passing	A	C	I	Yds	TD	Lng	Passing	A	C	I	Yds	TD	Lng
Lankford, Xavier	32	16	2	182	0	47	Watson, Gunnar	34	23	2	351	4	59
Casey, Quincy	15	6	0	110	0	46	Doege, Jarret	11	5	0	113	1	39
Receiving	No.	Yds	TD	Long	Receiving	No.	Yds	TD	Long				
Jenkins, Brian	6	40	0	15	Barber, Jabre	5	105	1	59				
Hambrick, Keenan	5	82	0	47	Rogers, Marcus	5	46	0	17				
Cox, Isiah	3	99	0	46	Johnson, Rajae'	4	80	1	24				
Quarles, Gary	2	22	0	18	Stoudemire, Deshon	4	42	1	13				
Young, Cameron	2	13	0	9	Higgins, Peyton	2	77	1	39				

GAME 3

TROY	7	14	0	7	28
APP STATE	7	7	10	8	32

SEPT. 24 • BOONE, N.C. • KIDD-BREWSTER STADIUM • 34,406

	TROY	APP STATE
FIRST DOWNS	23	23
Rushing	5	9
Passing	15	14
Penalty	3	0
NET YARDS RUSHING	46	161
Rushing Attempts	29	34
Average Per Rush	1.6	4.6
Rushing Touchdowns	4	1
Yards Gained Rushing	85	174
Yards Lost Rushing	28	13
NET YARDS PASSING	302	301
Completions-Attempts-Int	23-36-1	23-35-0
Average Per Attempt	8.4	8.6
Average Per Completion	13.1	12.8
Passing Touchdowns	0	3
TOTAL OFFENSE YARDS	348	456
Total offense plays	66	69
Average Gain Per Play	5.6	6.6
Fumbles: Number-Lost	0-0	0-0
Penalties: Number-Yards	2-15	6-39
PUNTS-YARDS	2-100	3-123
Average Yards Per Punt	50.0	41.0
Net Yards Per Punt	50.0	41.0
Inside 20	2	1
50+ Yards	1	0
Touchbacks	0	0
Fair catch	2	3
KICKOFFS-YARDS	5-281	5-316
Average Yards Per Kickoff	56.2	63.2
Net Yards Per Kickoff	39.6	35.0
Touchbacks	2	3
Fair Catch Yards	19	0
Punt returns: Number-Yards-TD	0-0-0	0-0-0
Average Per Return	0.0	0.0
Kickoff returns: Number-Yds-TD	2-66-0	2-33-0
Average Per Return	33.0	16.5
Interceptions: Number-Yds-TD	0-0-0	1-1-0
Fumble Returns: Number-Yds-TD	0-0-0	0-0-0
Miscellaneous Yards	0	0
Possession Time	36:49	23:11
1st Quarter	11:35	3:25
2nd Quarter	5:20	9:40
3rd Quarter	5:14	9:46
4th Quarter	14:40	0:20
Third-Down Conversions	6 of 11	8 of 16
Fourth-Down Conversions	1 of 1	3 of 4
Red-Zone Scores-Chances	4-5	4-4
Touchdowns	4-5	3-4
Field goals	0-5	1-4
Sacks By: Number-Yards	1-5	3-24
PAT Kicks	4-4	3-3
Field Goals	0-1	1-1
Points off turnovers	0	7

NOTABLE

- Troy rushed for four touchdowns in the game, it was the first time for the Trojans against an FBS opponents since rushing for four TDs against App State in 2015; that game was decided in triple overtime.
- DK Billingsley's 19-yard touchdown run in the first quarter was his first since the 2020 season opener at Middle Tennessee (Sept. 19); it was Troy's first rushing touchdown of the season.
- Gunnar Watson's 1-yard touchdown run in the second quarter was the second of his career; his last one came against Louisiana in 2021. He added his second touchdown of the game as the clock expired on the first half.
- Gunnar Watson is the first Troy quarterback since Kaleb Barker against ULM on Sept. 22, 2018, to rush for two touchdowns in a game.
- Left tackle Austin Stidham started his team-leading 51st career game, while linebacker Carlton Martial saw his team-leading 42-game consecutive start streak snapped; he did not play in the game. It was Martial's first missed game since Oct. 4, 2018, against Georgia State.
- Troy's extended its non-shutout streak to 97 games and 192 games against Non-Power Five teams; the last time Troy was shutout was a 66-0 loss at Georgia in 2014.
- Troy played without the nation's active leader in career tackles Carlton Martial and his backup, Jayden McDonald, missed most of the game with injury as well.
- Terry Thomas, who replaced Martial and McDonald, finished with a career-high eight tackles.
- Troy failed to force a turnover for just the 15th time in the last 83 games.

STAT LEADERS

TROY						
Rushing	No	Yds	TD	Lg	Avg	
Billingsley, DK	6	38	1	19	6.3	
Vidal, Kimani	11	29	1	13	2.6	
Passing	A	C	I	Yds	TD	Lng
Watson, Gunnar	37	23	1	302	0	48
Receiving	No.	Yds	TD	Long		
Stoudemire, Deshon	6	70	0	22		
Barber, Jabre	6	42	0	12		
Johnson, Tez	4	69	0	36		
Rogers, Marcus	2	41	0	25		

APP STATE						
Rushing	No	Yds	TD	Lg	Avg	
Peoples, Camrun	17	84	0	15	4.9	
Harrington, D.	7	58	1	19	8.3	
Passing	A	C	I	Yds	TD	Lng
Brice, Chase	34	22	0	278	2	53
Davis, Dashaun	1	1	0	17	1	17
Receiving	No.	Yds	TD	Long		
Horn, Christian	5	98	1	53		
Davis, Dashaun	5	16	0	14		
Robinson, Kaedin	4	68	0	42		
Pearson, Henry	2	40	0	29		

GAME 4

MARSHALL	0	0	7	0	7
TROY	7	3	0	6	16

SEPT. 24 • TROY, ALA. • VETERANS MEMORIAL STADIUM • 27,514

	MAR	TROY
FIRST DOWNS	14	13
Rushing	11	4
Passing	2	7
Penalty	1	2
NET YARDS RUSHING	96	103
Rushing Attempts	48	31
Average Per Rush	2.0	3.3
Rushing Touchdowns	1	0
Yards Gained Rushing	160	126
Yards Lost Rushing	64	23
NET YARDS PASSING	78	321
Completions-Attempts-Int	11-21-0	15-25-1
Average Per Attempt	3.7	12.8
Average Per Completion	7.1	21.4
Passing Touchdowns	0	0
TOTAL OFFENSE YARDS	174	424
Total offense plays	69	56
Average Gain Per Play	2.5	7.6
Fumbles: Number-Lost	1-1	2-2
Penalties: Number-Yards	7-64	8-69
PUNTS-YARDS	9-365	4-142
Average Yards Per Punt	40.6	35.5
Net Yards Per Punt	39.8	34.0
Inside 20	5	1
50+ Yards	0	0
Touchbacks	0	0
Fair catch	4	1
KICKOFFS-YARDS	2-130	5-305
Average Yards Per Kickoff	65.0	61.0
Net Yards Per Kickoff	40.0	38.6
Touchbacks	2	3
Fair Catch Yards	0	0
Punt returns: Number-Yards-TD	2-6-0	1-7-0
Average Per Return	3.0	7.0
Kickoff returns: Number-Yds-TD	2-37-0	0-0-0
Average Per Return	18.5	0.0
Interceptions: Number-Yds-TD	1-0-0	0-0-0
Fumble Returns: Number-Yds-TD	0-0-0	1-23-1
Miscellaneous Yards	0	0
Possession Time	30:56	29:04
1st Quarter	9:04	5:56
2nd Quarter	6:44	8:16
3rd Quarter	7:57	7:03
4th Quarter	7:11	7:4
Third-Down Conversions	8 of 19	3 of 14
Fourth-Down Conversions	0 of 1	1 of 2
Red-Zone Scores-Chances	1-2	2-5
Touchdowns	1-2	0-5
Field goals	0-2	2-5
Sacks By: Number-Yards	3-20	7-48
PAT Kicks	1-1	1-1
Field Goals	0-1	3-3
Points off turnovers	7	7

NOTABLE

- Troy led 10-0 at the end of the first quarter marking the first time this season the Trojans led after the first 15 minutes of play; -7 Ole Miss, -3 Alabama A&M, 0 at App State, +10 Marshall.
- Troy held Marshall off the scoreboard in the opening half, it was Troy's first first-half shutout since 2020 at South Alabama; the Trojans shutout the Jaguars 29-0 in that game.
- Troy led 10-0 at the half; the Trojans improved to 47-5 since 2015 when leading at the half.
- Troy held Marshall to 174 yards of total offense and 96 rushing yards; the Herd entered the weekend ranked sixth nationally averaging 263.3 yards per game on the ground and 15th overall with 507.7 yards per game.
- Troy finished the game with five plays of 40-plus yards -- Rogers 50-yard reception, Johnson, T. 63-yard reception, Billingsley 44-yard run, Barber 60-yard reception and Johnson, T. 58-yard reception.
- With his 321 passing yards, Gunnar Watson became the seventh player in program history to reach the 5,000-yard mark in his career. He ended the night with 5,137 yards. It was his third 300-yard game of the year and eighth of his career.
- With his third tackle in the game, Carlton Martial became the Sun Belt Conference's all-time leader in career tackles passing Texas State's Bryan London with 460. He now has 475 in his career, which is 71 shy of becoming the all-time FBS record with 546 (Northwestern's Tim McGarigle holds the record with 545).
- T.J. Jackson forced his second fumble of the season which was recovered by Buddha Jones and returned 23 yards for a touchdown in the first quarter. It was Troy's first fumble return for a touchdown since Darrell Starling at Arkansas State in 2020.

STAT LEADERS

MARSHALL						
Rushing	No	Yds	TD	Lg	Avg	
Labom, Khalan	30	118	1	17	3.9	
Turner, A.J.	2	10	0	7	5.0	
Passing	A	C	I	Yds	TD	Lng
Colombi, Henry	13	8	0	49	0	12
Fancher, Cam	7	3	0	29	0	21
Receiving	No.	Yds	TD	Long		
McMillian, Caleb	3	37	0	21		
Keaton, Talik	2	18	0	10		
Labom, Khalan	2	15	0	9		
Harrison, Jayden	2	3	0	5		

TROY						
Rushing	No	Yds	TD	Lg	Avg	
Billingsley, DK	14	85	0	44	6.1	
Vidal, Kimani	9	34	0	10	3.8	
Passing	A	C	I	Yds	TD	Lng
Watson, Gunnar	25	15	1	321	0	63
Receiving	No.	Yds	TD	Long		
Vidal, Kimani	5	40	0	18		
Barber, Jabre	4	101	0	60		
Johnson, Tez	2	121	0	63		
Stoudemire, Deshon	2	5	0	4		

GAME 5

TROY	10	3	7	14	34
WKU	7	10	3	7	27

OCT. 1 • BOWLING GREEN, KY. • HOUCHEMS-SMITH STADIUM • 20,168

	TROY	WKU
FIRST DOWNS	26	28
Rushing	9	8
Passing	14	17
Penalty	3	3
NET YARDS RUSHING	135	64
Rushing Attempts	39	29
Average Per Rush	3.5	2.2
Rushing Touchdowns	1	0
Yards Gained Rushing	156	100
Yards Lost Rushing	21	36
NET YARDS PASSING	280	406
Completions-Attempts-Int	23-37-1	39-56-1
Average Per Attempt	7.6	7.2
Average Per Completion	12.2	10.4
Passing Touchdowns	3	3
TOTAL OFFENSE YARDS	415	470
Total offense plays	76	85
Average Gain Per Play	5.5	5.5
Fumbles: Number-Lost	0-0	2-1
Penalties: Number-Yards	7-70	9-85
PUNTS-YARDS	4-174	2-97
Average Yards Per Punt	43.5	48.5
Net Yards Per Punt	43.5	48.5
Inside 20	2	2
50+ Yards	0	0
Touchbacks	0	0
Fair catch	3	0
KICKOFFS-YARDS	6-331	6-367
Average Yards Per Kickoff	55.2	61.2
Net Yards Per Kickoff	36.2	38.0
Touchbacks	4	3
Fair Catch Yards	0	0
Punt returns: Number-Yards-TD	0-0-0	0-0-0
Average Per Return	0.0	0.0
Kickoff returns: Number-Yds-TD	3-64-0	1-14-0
Average Per Return	21.3	14.0
Interceptions: Number-Yds-TD	1-21-0	1-0-0
Fumble Returns: Number-Yds-TD	0-0-0	0-0-0
Miscellaneous Yards	0	0
Possession Time	34:10	25:50
1st Quarter	8:38	6:22
2nd Quarter	4:20	10:40
3rd Quarter	10:01	4:59
4th Quarter	11:11	3:49
Third-Down Conversions	5 of 14	7 of 16
Fourth-Down Conversions	2 of 3	3 of 5
Red-Zone Scores-Chances	5-5	3-3
Touchdowns	3-5	2-3
Field goals	2-5	1-3
Sacks By: Number-Yards	5-28	4-15
PAT Kicks	4-4	3-3
Field Goals	2-2	2-2
Points off turnovers	0	0

NOTABLE

- Troy extended its non-shutout streak to 99 games and 194 games against Non-Power Five teams; the last time Troy was shutout was a 66-0 loss at Georgia in 2014.
- Troy trailed 17-13 at the half; the Trojans improved to 5-31 since 2015 when trailing at the half.
- WKU entered the game with the nation's longest streak of scoring 30-plus points in 18 straight games; Troy held the Hilltoppers to 27 points in the game.
- Troy held WKU to 20.5 points below its season average in scoring.
- Troy scored on its final drive before halftime for the fourth time in five games this season; Brooks Buce's 33-yard field goal marked the THIRD time that Troy has scored on the final play of the first half.
- Tez Johnson's 7-yard touchdown pass in the third quarter to Gunnar Watson was Troy's first by a non-quarterback since a 35-yard touchdown pass by Luke Whittemore in 2018 against Coastal Carolina.
- Gunnar Watson's 7-yard touchdown reception in the third quarter was the first by a Troy quarterback since Omar Haugabook caught a 22-yard touchdown pass from current Troy wide receivers coach Gary Banks at North Texas
- Carlton Martial finished with 12 tackles and now has 487 in his career, which is 59 shy of becoming the all-time FBS record holder with 546 (Northwestern's Tim McGarigle holds the record with 545). He currently ranks 10th all-time in NCAA FBS history.
- Jarret Doege came off the bench following an injury to starting QB Gunnar Watson in the fourth quarter and threw two touchdown passes. He completed 7-of-8 passes for 71 yards ... Doege transferred from WKU to Troy on Aug. 18, 2022.

STAT LEADERS

TROY

Rushing	No	Yds	TD	Lg	Avg
Billingsley, DK	24	122	1	21	5.1
Vidal, Kimani	6	26	0	10	4.3

Passing	A	C	I	Yds	TD	Lng
Watson, Gunnar	28	15	1	202	0	30
Doege, Jarret	8	7	0	71	2	18

Receiving	No.	Yds	TD	Long
Stoudemire, Deshon	7	93	0	29
Johnson, Tez	6	105	1	30
Barber, Jabre	3	23	1	16
Johnson, RaJae'	2	33	0	20
Vice, Michael	2	8	0	6

WESTERN KENTUCKY

Rushing	No	Yds	TD	Lg	Avg
Robichaux, Kye	11	50	0	16	4.5
Reed, Austin	10	10	0	12	1.0

Passing	A	C	I	Yds	TD	Lng
Reed, Austin	57	39	1	406	3	55

Receiving	No.	Yds	TD	Long
Davis, Daewood	12	122	1	33
Mathison, Michael	9	160	1	55
Hall, Jaylen	4	35	0	13
Smith, Dalvin	4	28	0	13
Corley, Malachi	4	23	0	9

GAME 6

SOUTHERN MISS	0	7	3	0	10
TROY	3	7	7	10	27

OCT. 8 • TROY, ALA. • VETERANS MEMORIAL STADIUM • 26,017

	USM	TROY
FIRST DOWNS	13	18
Rushing	3	4
Passing	9	12
Penalty	1	2
NET YARDS RUSHING	48	101
Rushing Attempts	26	35
Average Per Rush	1.8	2.9
Rushing Touchdowns	0	2
Yards Gained Rushing	89	131
Yards Lost Rushing	41	30
NET YARDS PASSING	157	237
Completions-Attempts-Int	19-35-3	17-23-2
Average Per Attempt	4.5	10.3
Average Per Completion	8.3	13.9
Passing Touchdowns	1	1
TOTAL OFFENSE YARDS	205	338
Total offense plays	61	58
Average Gain Per Play	3.4	5.8
Fumbles: Number-Lost	1-1	0-0
Penalties: Number-Yards	8-85	4-35
PUNTS-YARDS	5-230	5-207
Average Yards Per Punt	46.0	41.4
Net Yards Per Punt	44.6	31.4
Inside 20	2	2
50+ Yards	2	1
Touchbacks	0	1
Fair catch	3	1
KICKOFFS-YARDS	3-192	6-383
Average Yards Per Kickoff	64.0	63.8
Net Yards Per Kickoff	50.0	40.0
Touchbacks	1	4
Fair Catch Yards	0	0
Punt returns: Number-Yards-TD	2-30-0	1-7-0
Average Per Return	15.0	7.0
Kickoff returns: Number-Yds-TD	2-43-0	2-17-0
Average Per Return	21.5	8.5
Interceptions: Number-Yds-TD	2-0-0	3-44-0
Fumble Returns: Number-Yds-TD	1-28-0	0-0-0
Miscellaneous Yards	0	0
Possession Time	25:12	34:48
1st Quarter	6:18	8:42
2nd Quarter	7:39	7:21
3rd Quarter	4:47	10:13
4th Quarter	6:28	8:32
Third-Down Conversions	6 of 13	5 of 12
Fourth-Down Conversions	1 of 1	0 of 0
Red-Zone Scores-Chances	2-3	3-4
Touchdowns	1-3	2-4
Field goals	1-3	1-4
Sacks By: Number-Yards	4-24	5-32
PAT Kicks	1-1	3-3
Field Goals	1-1	2-2
Points off turnovers	7	20

NOTABLE

- Troy's three interceptions mark the 17th time that the Trojans have intercepted three or more passes in a Sun Belt Conference game; last at Texas State in 2021.
- With five sacks against Southern Miss, Troy now has 17 sacks in its last three games. The Trojans had five sacks combined their first three games.
- Troy had eight tackles for loss in the game against Southern Miss and now have 29 tackles for loss in its last three games; Troy had just 15 TFLs in its first three games combined.
- Troy held Southern Miss to 1.8 yards per rush (26 carries, 48 yards), which is the lowest average by a Sun Belt opponent against the Trojans since Georgia State averaged 1.6 yards (33/52) in 2017.
- Troy has held four of its last five opponents to less than 100 yards rushing after limiting Southern Miss to 48 yards on 26 carries.
- Troy held Southern Miss to just 205 yards of total offense in the game, marking the Trojans' second opponent this season to not reach the 210-yard mark. Troy held Marshall to just 174 yards; Troy has held its two HOME Sun Belt opponents to just 189.5 yards.
- Tez Johnson's first reception of the game was the 100th of his career.
- Troy entered the weekend 20th nationally with 64.3 percent of its touchdowns coming from 10 yards out or more; Troy had 2-of-3 of its touchdowns cover 10-plus yards against Southern Miss.
- Troy's victory was its third straight; marking the first time since 2018 that the Trojans have won three straight games.
- Troy is now responsible for the first Sun Belt Conference loss in school history for both Marshall and Southern Miss.

STAT LEADERS

SOUTHERN MISS

Rushing	No	Yds	TD	Lg	Avg
Gore, Frank	15	67	0	13	4.5
Richard, Dajon	1	3	0	3	3.0

Passing	A	C	I	Yds	TD	Lng
Wilcke, Zach	35	19	3	157	1	16

Receiving	No.	Yds	TD	Long
Brownlee, Jason	12	105	1	16
Dean, Janari	3	13	0	9
Jones, Latreal	2	21	0	11
Jones, Demarcus	1	15	0	15

TROY

Rushing	No	Yds	TD	Lg	Avg
Vidal, Kimani	17	79	1	29	4.6
Billingsley, DK	10	32	1	11	3.2

Passing	A	C	I	Yds	TD	Lng
Doege, Jarret	24	17	2	237	1	39

Receiving	No.	Yds	TD	Long
Stoudemire, D.	5	82	0	39
Johnson, Tez	4	80	1	30
Rogers, Marcus	2	29	0	23
Barber, Jabre	2	20	0	12
Vidal, Kimani	2	6	0	6

GAME 7

TEXAS STATE	0	7	7	0	14
TROY	0	10	0	7	17

OCT. 15 • TROY, ALA. • VETERANS MEMORIAL STADIUM • 23,480

	TXST	TROY
FIRST DOWNS	13	17
Rushing	5	7
Passing	7	1
Penalty	1	0
NET YARDS RUSHING	92	107
Rushing Attempts	28	34
Average Per Rush	3.3	3.1
Rushing Touchdowns	1	0
Yards Gained Rushing	99	134
Yards Lost Rushing	7	27
NET YARDS PASSING	201	299
Completions-Attempts-Int	21-32-0	16-28-1
Average Per Attempt	6.3	10.7
Average Per Completion	9.6	18.7
Passing Touchdowns	1	2
TOTAL OFFENSE YARDS	293	406
Total offense plays	60	62
Average Gain Per Play	4.9	6.5
Fumbles: Number-Lost	1-0	0-0
Penalties: Number-Yards	2-18	3-39
PUNTS-YARDS	9-374	7-301
Average Yards Per Punt	41.6	43.0
Net Yards Per Punt	41.0	42.7
Inside 20	2	5
50+ Yards	1	1
Touchbacks	0	0
Fair catch	6	4
KICKOFFS-YARDS	3-161	4-259
Average Yards Per Kickoff	53.7	64.8
Net Yards Per Kickoff	45.0	41.0
Touchbacks	1	2
Fair Catch Yards	0	0
Punt returns: Number-Yards-TD	1-2-0	1-5-0
Average Per Return	2.0	5.0
Kickoff returns: Number-Yds-TD	2-45-0	1-1-0
Average Per Return	22.5	1.0
Interceptions: Number-Yds-TD	1-0-0	0-0-0
Fumble Returns: Number-Yds-TD	0-0-0	0-0-0
Miscellaneous Yards	0	0
Possession Time	30:26	29:34
1st Quarter	10:57	4:03
2nd Quarter	7:15	7:45
3rd Quarter	7:34	7:26
4th Quarter	4:40	10:20
Third-Down Conversions	5 of 15	3 of 12
Fourth-Down Conversions	0 of 1	0 of 0
Red-Zone Scores-Chances	1-1	1-1
Touchdowns	1-1	0-1
Field goals	0-1	1-1
Sacks By: Number-Yards	3-18	0-0
PAT Kicks	2-2	2-2
Field Goals	0-0	1-1
Points off turnovers	0	0

- NOTABLE**
- Troy led 10-7 at the half; Troy is 49-4 since 2015 when leading at the half. The Trojans have led at the half in all four of their home games in 2022.
 - The win marked the second straight for the Trojans against Texas State when trailing entering the fourth quarter ... Troy trailed 28-24 after three quarters last year and won 31-28.
 - Troy improved to 12-1 all-time against Texas State and have won 11 straight games in the series. Troy's 11 straight victories against Texas State are tied for the longest streak in school history. Troy has defeated Alabama State 11 straight times (1992-2007) and had an 11-game winning streak against North Alabama from 1952-62.
 - Tez Johnson's 74-yard touchdown reception was the longest touchdown play by the Trojans since a 75-yard touchdown pass from Sawyer Smith to Damien Willis against Louisiana (Nov. 3, 2018). The play was also the longest in both Johnson's and quarterback Gunnar Watson's career.
 - Troy entered the weekend ranked 18th nationally with 64.7 percent of its touchdowns (11-of-17) covering 10-plus yards; Troy's touchdowns against Texas State were 74 yards and 23 yards.
 - Troy has held five of its last six opponents to less than 100 yards rushing after limiting Texas State to 86 yards on 28 carries. Troy's five opponents under 100 yards rushing are tied for the fifth most in the program's FBS history.
 - Troy held Texas State to 293 yards of total offense in the game, Troy has held its three HOME Sun Belt opponents to just 225.7 yards per game.
 - Carlton Martial finished with 11 tackles and now has 505 in his career, which is 41 shy of becoming the all-time FBS record holder with 546 (Northwestern's Tim McGarigle holds the record with 545).

STAT LEADERS

TEXAS STATE						TROY							
Rushing	No	Yds	TD	Lg	Avg	Rushing	No	Yds	TD	Lg	Avg		
Pare, Lincoln	18	67	1	12	3.7	Billingsley, DK	16	70	0	9	4.4		
Hill, Calvin	5	22	0	10	4.4	Vidal, Kimani	11	54	0	16	4.9		
Passing	A	C	I	Yds	TD	Lng	Passing	A	C	I	Yds	TD	Lng
Hatcher, Layne	32	21	0	207	1	64	Watson, Gunnar	22	12	1	240	1	74
							Doege, Jarret	6	4	0	59	1	23
Receiving	No.	Yds	TD	Long	Receiving	No.	Yds	TD	Long				
Hawkins, Ashtyn	6	42	0	14	Johnson, Tez	4	94	1	74				
Pare, Lincoln	3	71	1	64	Ross, Devonte	4	91	0	37				
Barbee, Marcell	3	25	0	10	Johnson, Rajae'	3	57	1	29				
Brown, Charles	3	11	0	4	Vidal, Kimani	2	16	0	12				
Lyons, Titus	2	25	0	24	Vice, Michael	1	24	0	24				

GAME 8

TROY	0	7	0	3	10
SOUTH ALABAMA	0	3	0	3	6

OCT. 20 • MOBILE, ALA. • HANCOCK WHITNEY STADIUM • 25,450

	TROY	SOUTH ALABAMA
FIRST DOWNS	17	15
Rushing	8	2
Passing	7	13
Penalty	2	0
NET YARDS RUSHING	128	31
Rushing Attempts	41	21
Average Per Rush	3.1	1.5
Rushing Touchdowns	1	0
Yards Gained Rushing	159	52
Yards Lost Rushing	31	21
NET YARDS PASSING	138	215
Completions-Attempts-Int	14-19-1	29-41-1
Average Per Attempt	7.3	5.2
Average Per Completion	9.9	7.4
Passing Touchdowns	0	0
TOTAL OFFENSE YARDS	266	246
Total offense plays	60	62
Average Gain Per Play	4.4	4.0
Fumbles: Number-Lost	0-0	1-0
Penalties: Number-Yards	5-35	6-51
PUNTS-YARDS	6-257	7-291
Average Yards Per Punt	42.8	41.6
Net Yards Per Punt	42.2	41.6
Inside 20	4	2
50+ Yards	1	1
Touchbacks	0	0
Fair catch	0	4
KICKOFFS-YARDS	3-183	2-105
Average Yards Per Kickoff	61.0	52.5
Net Yards Per Kickoff	40.3	40.0
Touchbacks	2	1
Fair Catch Yards	0	20
Punt returns: Number-Yards-TD	0-0-0	2-4-0
Average Per Return	0.0	2.0
Kickoff returns: Number-Yds-TD	0-0-0	1-12-0
Average Per Return	0.0	12.0
Interceptions: Number-Yds-TD	1-0-0	1-0-0
Fumble Returns: Number-Yds-TD	0-0-0	0-0-0
Miscellaneous Yards	0	0
Possession Time	33:24	26:36
1st Quarter	8:44	6:16
2nd Quarter	8:43	6:17
3rd Quarter	9:04	5:56
4th Quarter	6:53	8:07
Third-Down Conversions	1 of 12	4 of 13
Fourth-Down Conversions	2 of 2	1 of 1
Red-Zone Scores-Chances	1-2	1-1
Touchdowns	1-2	0-1
Field goals	0-2	1-1
Sacks By: Number-Yards	3-11	4-21
PAT Kicks	1-1	0-0
Field Goals	1-2	2-2
Points off turnovers	0	0

- NOTABLE**
- The Trojans have won five consecutive games against rival South Alabama. Troy is now 8-3 against the Jaguars all-time with its last loss coming in 2017 at The Vet. The Trojans have not lost in Mobile since 2014.
 - Reddy Steward grabbed his first interception of the season and the third of his career in the second quarter. His last pick came against Coastal Carolina on October 28, 2021.
 - Troy has held its opponents to seven points or less in the first half in four of its eight games to start the season.
 - TJ Harris, T.J. Jackson, and Richard Jubinor recorded sacks in the first half. Harris netted five tackles, three solo marks, one sack, one tackle for loss, and a QB hurry in the first half alone.
 - With his sixth tackle of the game, Carlton Martial moved into sole possession of fourth place all-time in career tackles by an FBS player and now sits with 513 tackles for his career. He trails Northwestern's Tim McGarigle who holds the record with 545.
 - With the win, Troy will make its ninth bowl appearance and the first since 2018 when the Trojans played in the Dollar General Bowl, a 42-32 win over Buffalo.
 - DK Billingsley's second quarter touchdown marked the second time this season the Trojans opened the scoring via a rushing touchdown. The other instance was also a rushing score from Billingsley against App State.
 - The six points allowed to South Alabama was the fewest Troy has allowed since the 2021 season-opener when they allowed three to Southern University on September 4. Troy won that game 55-3.

STAT LEADERS

TROY						SOUTH ALABAMA							
Rushing	No	Yds	TD	Lg	Avg	Rushing	No	Yds	TD	Lg	Avg		
Billingsley, DK	19	86	1	11	4.5	Wells, Omni	4	21	0	11	5.2		
Vidal, Kimani	17	64	0	16	3.8	Webb, La'damian	8	12	0	15	1.5		
Passing	A	C	I	Yds	TD	Lng	Passing	A	C	I	Yds	TD	Lng
Doege, Jarret	15	10	1	84	0	18	Bradley, Carter	40	29	1	215	0	21
Watson, Gunnar	4	4	0	54	0	36							
Receiving	No.	Yds	TD	Long	Receiving	No.	Yds	TD	Long				
Johnson, Tez	4	57	0	36	Voisin, Devin	9	93	0	21				
Johnson, Rajae'	4	56	0	18	Wayne, Jalen	9	68	0	16				
Billingsley, DK	2	7	0	5	Lacy, Caullin	7	50	0	15				
Ross, Devonte	2	4	0	2	Wells, Omni	2	2	0	2				

GAME 9

TROY	0	0	7	16	23
LOUISIANA	0	10	7	0	17

NOV. 5 • LAFAYETTE, LA. • CAJUN FIELD • 7,888

	TROY	LA
FIRST DOWNS	21	22
Rushing	11	16
Passing	8	5
Penalty	2	1
NET YARDS RUSHING	149	200
Rushing Attempts	36	44
Average Per Rush	4.1	4.5
Rushing Touchdowns	1	2
Yards Gained Rushing	172	215
Yards Lost Rushing	23	15
NET YARDS PASSING	228	163
Completions-Attempts-Int	21-35-1	13-29-0
Average Per Attempt	6.5	5.6
Average Per Completion	10.9	12.5
Passing Touchdowns	2	0
TOTAL OFFENSE YARDS	377	363
Total offense plays	71	73
Average Gain Per Play	5.3	5.0
Fumbles: Number-Lost	0-0	3-1
Penalties: Number-Yards	6-45	3-17
PUNTS-YARDS	6-209	5-221
Average Yards Per Punt	34.8	44.2
Net Yards Per Punt	31.3	44.2
Inside 20	1	1
50+ Yards	0	1
Touchbacks	0	0
Fair catch	0	3
KICKOFFS-YARDS	5-329	4-210
Average Yards Per Kickoff	65.8	52.5
Net Yards Per Kickoff	41.4	40.0
Touchbacks	4	2
Fair Catch Yards	0	41
Punt returns: Number-Yards-TD	0-0-0	4-21-0
Average Per Return	0.0	5.2
Kickoff returns: Number-Yds-TD	0-0-0	1-22-0
Average Per Return	0.0	22.0
Interceptions: Number-Yds-TD	0-0-0	1-0-0
Fumble Returns: Number-Yds-TD	0-0-0	0-3-0
Miscellaneous Yards	0	0
Possession Time	30:08	29:52
1st Quarter	9:00	6:00
2nd Quarter	3:59	11:01
3rd Quarter	8:36	6:24
4th Quarter	8:33	6:27
Third-Down Conversions	6 of 15	6 of 15
Fourth-Down Conversions	2 of 2	1 of 1
Red-Zone Scores-Chances	2-2	3-4
Touchdowns	1-2	2-4
Field goals	1-2	1-4
Sacks By: Number-Yards	2-8	3-18
PAT Kicks	2-3	2-2
Field Goals	1-1	1-3
Points off turnovers	0	3

NOTABLE

- Troy is now 89-54 all-time in Sun Belt Conference games; the Trojans entered the weekend with the most wins in Sun Belt Conference history despite joining the league three seasons after Louisiana, Arkansas State and ULM.

- Troy trailed 17-0 following a Louisiana touchdown with 8:36 to play in the third quarter; the Trojans scored their first points of the game on the final play of the third quarter.

- Troy improved to 6-31 since 2015 when trailing at the half

- Troy won for just the 13th time in its DI history (2001) when allowing its opponent to rush for more than 200 yards in the game and the first time since Sept. 22, 2018, at ULM.

- Troy outscored Louisiana 23-7 in the second half; the Trojans entered the game with a +3.75 scoring margin in the second half after posting a -4.33 margin in 2021.

- Troy's 17-point comeback is its largest since also overcoming a 17-point advantage against UAB (31-14) in 2013. Troy won the game 34-31.

- Troy rushed for 154 yards in the game marking its sixth straight game topping the 100-yard mark after not doing so in the first three games of the season. It's the first time since 2018 when the Trojans rushed for more than 100 yards in the first 11 games of the season.

- Two of Troy's three touchdowns came from 10-plus yards; the Trojans entered the weekend ranked 14th nationally with 65 percent (13-of-20) of its touchdowns coming from 10 or more yards out.

- Troy held Louisiana to just 91 yards in the second half after the Cajuns racked up 224 yards in the first half. Additionally, Louisiana went 1-for-6 on third down in the second half after going 6-for-10 in the first half.

STAT LEADERS

TROY

Rushing	No	Yds	TD	Lg	Avg
Vidal, Kimani	21	112	1	22	5.3
Billingsley, DK	7	25	0	7	3.8
Johnson, Tez	2	18	0	11	9.0

Passing	A	C	I	Yds	TD	Lng
Watson, Gunnar	35	21	1	228	2	35

Receiving	No.	Yds	TD	Long
Johnson, Tez	8	81	0	25
Johnson, RaJae'	5	79	0	35
Vidal, Kimani	3	14	0	5
Vice, Michael	2	8	0	1
Lewis, Deyunkrea	1	35	1	35

LOUISIANA

Rushing	No	Yds	TD	Lg	Avg
Smith, Chris	18	97	0	28	5.4
Williams, Terrence	13	51	0	12	3.9
Wooldridge, Ben	9	39	2	16	4.3

Passing	A	C	I	Yds	TD	Lng
Wooldridge	29	13	0	112	0	17

Receiving	No.	Yds	TD	Long
Jefferson, Michael	6	50	0	17
Rogers, Errol	2	19	0	15
Johnson, Neal	2	13	0	7
LeBlanc, Peter	1	16	0	16
Williams, Terrence	1	12	0	12

GAME 10

ARMY	0	9	0	0	9
TROY	0	0	3	7	10

NOV. 12 • TROY, ALA. • VETERANS MEMORIAL STADIUM • 31,010

	ARMY	TROY
FIRST DOWNS	13	18
Rushing	3	4
Passing	9	12
Penalty	1	2
NET YARDS RUSHING	48	101
Rushing Attempts	26	35
Average Per Rush	1.8	2.9
Rushing Touchdowns	0	2
Yards Gained Rushing	89	131
Yards Lost Rushing	41	30
NET YARDS PASSING	157	237
Completions-Attempts-Int	19-35-3	17-23-2
Average Per Attempt	4.5	10.3
Average Per Completion	8.3	13.9
Passing Touchdowns	1	1
TOTAL OFFENSE YARDS	205	338
Total offense plays	61	58
Average Gain Per Play	3.4	5.8
Fumbles: Number-Lost	1-1	0-0
Penalties: Number-Yards	8-85	4-35
PUNTS-YARDS	5-230	5-207
Average Yards Per Punt	46.0	41.4
Net Yards Per Punt	44.6	31.4
Inside 20	2	2
50+ Yards	2	1
Touchbacks	0	1
Fair catch	3	1
KICKOFFS-YARDS	3-192	6-383
Average Yards Per Kickoff	64.0	63.8
Net Yards Per Kickoff	50.0	40.0
Touchbacks	1	4
Fair Catch Yards	0	0
Punt returns: Number-Yards-TD	2-30-0	1-7-0
Average Per Return	15.0	7.0
Kickoff returns: Number-Yds-TD	2-43-0	2-17-0
Average Per Return	21.5	8.5
Interceptions: Number-Yds-TD	2-0-0	3-44-0
Fumble Returns: Number-Yds-TD	1-28-0	0-0-0
Miscellaneous Yards	0	0
Possession Time	25:12	34:48
1st Quarter	6:18	8:42
2nd Quarter	7:39	7:21
3rd Quarter	4:47	10:13
4th Quarter	6:28	8:32
Third-Down Conversions	6 of 13	5 of 12
Fourth-Down Conversions	1 of 1	0 of 0
Red-Zone Scores-Chances	2-3	3-4
Touchdowns	1-3	2-4
Field goals	1-3	1-4
Sacks By: Number-Yards	4-24	5-32
PAT Kicks	1-1	3-3
Field Goals	1-1	2-2
Points off turnovers	7	20

NOTABLE

- Attendance for the game was 31,010, the highest attended game in Veterans Memorial Stadium history.

- Troy becomes just the second team since at least 2000 to win multiple games when scoring 10 or fewer points; the Trojans defeated South Alabama 10-6 on Oct. 20. Arkansas State is the only other school to do so; the Red Wolves beat Florida Atlantic, 3-0, and Troy, 9-3.

- Troy won for the fourth time this season when scoring 17 or fewer points, which is tied with six other schools for the most since at least 2000.

- Troy improved to 7-31 since 2015 when trailing at the half ... three of those seven wins have come this season.

- Troy outscored Army 10-0 in the second half; the Trojans entered the weekend 19th nationally with a +5.22 scoring margin in the second half. Troy outscored Army 7-0 in the fourth quarter after entering the weekend eighth nationally with a +5.33 fourth quarter scoring margin.

- Troy has now forced a turnover in 74 of the last 90 games and multiple turnovers in 48 of the last 90 games.

- Troy opponents have scored on just 4-of-35 drives following a Troy score this season.

- Troy held Army to 79 rushing yards and 125 total yards in the second half ... the Black Knights were 1-of-6 on third down. The last two games combined (Louisiana, Army), Troy has held its opponents to a combined 216 yards, 93 rushing yards and just seven points in the second half.

- Troy entered the weekend fifth nationally, allowing 3.56 points per game in the fourth quarter and 13th allowing 8.44 points in the second half ... Army was held scoreless in the second half.

- Brooks Buce is now 21-of-24 in his Troy career after going 1,751 days in between field goal attempts (senior year of high school and ULM in 2021).

STAT LEADERS

ARMY

Rushing	No	Yds	TD	Lg	Avg
Tyler, Tyhier	27	100	1	14	3.7
Riley, Tyson	19	64	0	7	3.4
Marshall, Ay'Juan	4	61	0	28	15.2
Buchanan, Jakobi	6	31	0	11	5.2

Passing	A	C	I	Yds	TD	Lng
Tyler, Tyhier	5	2	0	52	0	2
Jones, Jewel	4	2	0	30	0	24

Receiving	No.	Yds	TD	Long
Murphy, Braheam	2	22	0	16
Lingefelter, Joshua	1	36	0	36
Alston, Isaiah	1	24	0	24

TROY

Rushing	No	Yds	TD	Lg	Avg
Vidal, Kimani	13	72	0	21	5.5
Billingsley, DK	3	12	0	8	4.0
Williams, Jarris	1	4	0	4	4.0

Passing	A	C	I	Yds	TD	Lng
Watson, Gunnar	31	15	1	192	1	23

Receiving	No.	Yds	TD	Long
Johnson, Tez	6	75	1	21
Johnson, RaJae'	2	28	0	19
Lewis, Deyunkrea	2	28	0	23
Vidal, Kimani	2	22	0	15

GAME 11

ULM	0	3	7	6	16
TROY	3	17	7	7	34

NOV. 19 • TROY, ALA. • VETERANS MEMORIAL STADIUM • 23,864

	ULM	TROY
FIRST DOWNS	19	20
Rushing	7	12
Passing	6	6
Penalty	6	2
NET YARDS RUSHING	83	264
Rushing Attempts	33	43
Average Per Rush	2.5	6.1
Rushing Touchdowns	2	3
Yards Gained Rushing	123	291
Yards Lost Rushing	40	27
NET YARDS PASSING	145	78
Completions-Attempts-Int	17-29-0	10-17-0
Average Per Attempt	5.0	4.6
Average Per Completion	8.5	7.8
Passing Touchdowns	0	0
TOTAL OFFENSE YARDS	228	342
Total offense plays	62	60
Average Gain Per Play	3.7	5.7
Fumbles: Number-Lost	1-1	0-0
Penalties: Number-Yards	7-53	11-120
PUNTS-YARDS	3-151	2-78
Average Yards Per Punt	50.3	39.0
Net Yards Per Punt	36.0	29.0
Inside 20	1	1
50+ Yards	2	0
Touchbacks	0	1
Fair catch	1	0
KICKOFFS-YARDS	3-136	7-424
Average Yards Per Kickoff	45.3	60.6
Net Yards Per Kickoff	30.3	39.7
Touchbacks	0	4
Fair Catch Yards	0	23
Punt returns: Number-Yards-TD	0-0-0	2-43-0
Average Per Return	0.0	21.5
Kickoff returns: Number-Yds-TD	2-46-0	2-45-0
Average Per Return	23.0	22.5
Interceptions: Number-Yds-TD	0-0-0	0-0-0
Fumble Returns: Number-Yds-TD	0-0-0	1-13-1
Miscellaneous Yards	0	0
Possession Time	27:18	32:42
1st Quarter	3:31	11:29
2nd Quarter	8:22	6:38
3rd Quarter	7:12	7:48
4th Quarter	8:13	6:47
Third-Down Conversions	7 of 13	6 of 12
Fourth-Down Conversions	0 of 2	1 of 2
Red-Zone Scores-Chances	3-3	4-4
Touchdowns	2-3	3-4
Field goals	1-3	1-4
Sacks By: Number-Yards	1-12	5-36
PAT Kicks	1-1	4-4
Field Goals	1-1	2-2
Points off turnovers	0	7

NOTABLE

- Troy improved to 6-0 at home this season; the Trojans' first undefeated season at home since posting a 5-0 mark in 2009.
- Troy led 27-10 at the end of the third quarter; the Trojans improved to 71-20 since 2005 when leading after the third quarter. Troy led 20-3 at the half; the Trojans improved to 102-20 since 2005 when leading at the half.
- Kimani Vidal rushed for 242 yards and two touchdowns on 29 carries, 8.3 yards per carry. It was the second-most yards in a game in Troy history (244 Eddie Brundridge vs. Virginia Union, 1986). Vidal's 242 yards are tied for the 20th most in a game in Sun Belt history and the ninth most in an NCAA FBS game this season.
- Troy rushed for 264 yards in the game; its most of the season. Troy's previous high was 149 two weeks ago at Louisiana. The 264 rushing yards are the most by a Troy offense since rushing for 273 yards against Georgia Southern on Nov. 9, 2019.
- Troy finished with five sacks in the game; it was the Trojans' eighth game with multiple sacks and fifth game with four or more sacks; the Trojans entered the weekend sixth nationally with four or more sacks in four games.
- Troy's five sacks marked the fourth time this season with five sacks in a game; Troy entered the weekend third nationally with three games of five or more sacks.
- Troy held ULM to just 83 rushing yards; it marked the seventh time this season that Troy has held its opponent to less than 100 yards rushing, which is tied for the second most in the school's FBS history.
- Brooks Buce is now 23-of-26 in his Troy career after going 1,751 days in between field goal attempts (senior year of high school and ULM in 2021); he entered the weekend ranked third among active players in career percentage.

STAT LEADERS

ULM

Rushing	No	Yds	TD	Lg	Avg
Rogers, Chandler	18	44	2	20	2.4
Jackson, Malik	10	32	0	10	3.2

Passing	A	C	I	Yds	TD	Lng
Rogers, Chandler	28	17	0	145	0	34

Receiving	No.	Yds	TD	Long
Henry, Andrew	3	18	0	7
Jackson, Malik	3	11	0	6
Lloyd, Fred	2	28	0	17
Frett, Jevin	2	21	0	13

TROY

Rushing	No	Yds	TD	Lg	Avg
Vidal, Kimani	29	242	2	40	8.3
Billingsley, DK	10	38	1	10	3.8

Passing	A	C	I	Yds	TD	Lng
Watson, Gunnar	17	10	0	78	0	15

Receiving	No.	Yds	TD	Long
Johnson, Tez	6	42	0	15
Stoudemire, Deshon	2	21	0	13
Johnson, Rajae'	1	11	0	11
Higgins, Peyton	1	4	0	4

GAME 12

TROY	7	0	7	34	48
ARKANSAS STATE	3	10	6	0	19

NOV. 26 • JONESBORO, ARK. • CENTENNIAL BANK STADIUM • 9,376

	TROY	ASU
FIRST DOWNS	23	13
Rushing	15	2
Passing	6	11
Penalty	2	0
NET YARDS RUSHING	268	38
Rushing Attempts	51	25
Average Per Rush	5.3	1.5
Rushing Touchdowns	5	1
Yards Gained Rushing	279	92
Yards Lost Rushing	11	54
NET YARDS PASSING	144	221
Completions-Attempts-Int	9-15-1	21-37-2
Average Per Attempt	9.6	6.0
Average Per Completion	16.0	10.5
Passing Touchdowns	1	1
TOTAL OFFENSE YARDS	412	259
Total offense plays	66	62
Average Gain Per Play	6.2	4.2
Fumbles: Number-Lost	4-1	2-0
Penalties: Number-Yards	3-25	5-46
PUNTS-YARDS	4-145	6-280
Average Yards Per Punt	36.2	46.7
Net Yards Per Punt	30.5	40
Inside 20	0	1
50+ Yards	0	1
Touchbacks	0	0
Fair catch	0	1
KICKOFF-YARDS	8-483	5-309
Average Yards Per Kickoff	60.4	61.8
Net Yards Per Kickoff	42.1	40.4
Touchbacks	3	2
Fair Catch Yards	0	15
Punt returns: Number-Yards-TD	4-40-0	2-23-0
Average Per Return	10.0	11.5
Kickoff returns: Number-Yds-TD	2-42-0	5-71-0
Average Per Return	21.0	4.2
Interceptions: Number-Yds-TD	2-78-1	1-69-0
Fumble Returns: Number-Yds-TD	0-0-0	0-0-0
Miscellaneous Yards	0	0
Possession Time	32:35	27:25
1st Quarter	10:23	04:37
2nd Quarter	07:07	07:53
3rd Quarter	08:12	06:48
4th Quarter	06:53	08:07
Third-Down Conversions	4-11	3-13
Fourth-Down Conversions	3-3	1-2
Red-Zone Scores-Chances	4-4	3-3
Touchdowns	4-4	1-3
Field goals	0-4	2-3
Sacks By: Number-Yards	3-28	3-11
PAT Kicks	6-6	1-1
2Pts Conversions	0-1	0-1
Field Goals	0-0	2-2
Points off Turnover	14	3

NOTABLE

- The Sun Belt Championship Game appearance will be Troy's first in the game's five-year history; Troy is aiming for its league-leading seventh Sun Belt Conference championship.
- Troy outscored Arkansas State 34-0 in the fourth quarter. Troy entered the weekend eight averaging a +5.09 scoring differential in the fourth quarter.
- Troy's 34 points in the fourth quarter are its most since at least 1991 ... the closest in the records books is 24 points against Louisiana in 2009 and 24 against Western Kentucky in 1993.
- Troy extended its winning streak to nine games with the victory, Troy's longest winning streak since the 1999 squad opened the season with nine straight wins. This is Troy's longest winning streak of its FBS era. The winning streak is the fourth-longest active streak in the country.
- Troy trailed 13-7 at the half; Troy improved to 7-31 since 2015 when trailing at the half ... the Trojans are 4-1 this season when trailing at the half.
- Kimani Vidal became the 11th 1,000-yard rusher in program history and the 10th player to do so; he needed 202 yards entering the game and finished with 208 yards on 33 carries. His final rush of the game went for 15 yards to put him over the 1,000-yard threshold.
- Kimani Vidal tied the Troy single-game record with four rushing touchdowns in the game; it is tied for the fourth most in a game this season and the most by a player in the Group of Five. His four rushing touchdowns are tied for the 10th most in a game in Sun Belt history and just one off the record.
- Reddy Stewart's interception return for a touchdown marked the sixth straight year the Trojans have returned an interception for a touchdown.

STAT LEADERS

TROY

Rushing	No	Yds	TD	Lg	Avg
Vidal, Kimani	33	208	4	39	6.3
Billingsley, DK	9	52	0	23	5.8
Taylor, Damien	3	12	1	5	4.0

Passing	A	C	I	Yds	TD	Lng
Watson, Gunnar	15	9	1	144	1	56

Receiving	No.	Yds	TD	Long
Johnson, Rajae'	3	101	1	56
Johnson, Tez	3	30	0	14
Billingsley, DK	1	9	0	9

ARK STATE

Rushing	No	Yds	TD	Lg	Avg
Lang, Johnnie	5	20	0	9	4.0
Murray, Marcel	6	20	0	13	3.3
Blackmon, James	10	10	1	30	1.0

Passing	A	C	I	Yds	TD	Lng
Blackman, James	35	20	1	220	0	33
Mayer, AJ	1	1	0	1	1	1

Receiving	No.	Yds	TD	Long
Flemings, Champ	6	55	0	21
Traore, Seydou	4	44	0	33
Foreman, Jeff	3	27	0	12

GAME 13

COASTAL	0	7	6	13	26
TROY	17	14	14	0	45

DEC. 3 • TROY, ALA. • VETERANS MEMORIAL STADIUM • 21,554

	CCU	TROY
FIRST DOWNS	27	16
Rushing	7	4
Passing	18	10
Penalty	2	2
NET YARDS RUSHING	113	93
Rushing Attempts	31	36
Average Per Rush	3.6	2.6
Rushing Touchdowns	1	3
Yards Gained Rushing	147	131
Yards Lost Rushing	34	38
NET YARDS PASSING	319	318
Completions-Attempts-Int	29-41-1	12-17-0
Average Per Attempt	7.8	18.7
Average Per Completion	11.0	26.5
Passing Touchdowns	3	3
TOTAL OFFENSE YARDS	432	411
Total offense plays	72	53
Average Gain Per Play	6.0	7.8
Fumbles: Number-Lost	2-1	1-0
Penalties: Number-Yards	7-45	6-65
PUNTS-YARDS	4-151	4-145
Average Yards Per Punt	36.2	36.2
Net Yards Per Punt	35.2	34.5
Inside 20	0	3
50+ Yards	0	0
Touchbacks	0	0
Fair catch	2	1
KICKOFF-YARDS	3-182	8-518
Average Yards Per Kickoff	60.7	64.8
Net Yards Per Kickoff	40.7	40.8
Touchbacks	1	6
Fair Catch Yards	19	23
Punt returns: Number-Yards-TD	1-7-0	1-10-0
Average Per Return	7.0	10.0
Kickoff returns: Number-Yds-TD	1-19-0	1-16-0
Average Per Return	19.0	16.0
Interceptions: Number-Yds-TD	0-0-0	1-5-0
Fumble Returns: Number-Yds-TD	0-0-0	0-0-0
Miscellaneous Yards	0	0
Possession Time	32:23	27:37
1st Quarter	07:22	07:38
2nd Quarter	09:45	05:15
3rd Quarter	07:55	07:05
4th Quarter	07:21	07:39
Third-Down Conversions	4-13	5-11
Fourth-Down Conversions	2-4	0-0
Red-Zone Scores-Chances	2-3	3-3
Touchdowns	2-3	2-3
Field goals	0-3	1-3
Sacks By: Number-Yards	4-24	1-6
PAT Kicks	2-2	6-6
2Pts Conversions	0-2	0-0
Field Goals	0-0	1-1
Points off Turnover	0	7

NOTABLE

- Troy won its seventh Sun Belt Championship and 22nd all-time conference title; Troy's seventh Sun Belt title ranks alone as the most in Sun Belt history.
- Troy finished a perfect 7-0 at home for the second time in program history tying the mark set by the 1996 squad.
- Troy finished with an average attendance of 25,661 for the season setting a new single-season record breaking the mark of 24,527 set in 2018.
- Troy outscored Coastal Carolina 31-7 in the first half; dating back to the fourth quarter at Arkansas State, the Trojans outscored their opponents 65-7 over a three-quarter period.
- Troy extended its winning streak to 10 games with the victory, Troy's longest winning streak since 1995. Troy's winning streak is tied for the third longest in the country.
- DK Billingsley rushed for three touchdowns to tie a career high set previously set in 2019 against Georgia State.
- DK Billingsley passed Kimani Vidal for 10th in Troy history with 19 career rushing touchdowns.
- RaJae' Johnson set a Sun Belt Conference Championship Game record with his 134 receiving yards and his 67-yard touchdown reception.
- RaJae' Johnson's 134 receiving yards were a new career high and his second 100-yard receiving game of the season.
- Gunnar Watson threw three touchdown passes and was named the Sun Belt Championship Game MVP after completing 12-of-17 passes for 318 yards and three touchdowns; it was his fifth career three touchdown game and second of the season.
- Troy had nine passing plays of 15-plus yards and six passing plays of 20-plus yards.

STAT LEADERS

COASTAL						
Rushing	No	Yds	TD	Lg	Avg	
White, Reese	8	44	0	17	5.5	
Bennett, B.	5	33	0	11	6.6	
Passing	A	C	I	Yds	TD	Lng
McCall, Grayson	41	29	2	319	3	30
Receiving	No.	Yds	TD	Long		
Pinckney, Sam	11	81	1	13		
Mobley, Tyson	7	109	1	23		
Brown, Jared	5	73	1	30		
Gravette, Xavier	3	24	0	12		

TROY						
Rushing	No	Yds	TD	Lg	Avg	
Billingsley, DK	9	57	3	33	6.3	
Vidal, Kimani	20	53	0	22	2.6	
Passing	A	C	I	Yds	TD	Lng
Watson, Gunnar	17	12	0	318	3	67
Receiving	No.	Yds	TD	Long		
Johnson, RaJae'	4	134	2	67		
Stoudemire, Deshon	3	99	1	65		
Johnson, Tez	3	59	0	29		
Lewis, Deyunkrea	1	21	0	21		

GAME 14

UTSA	2	10	0	0	12
TROY	0	7	8	3	18

DEC. 16 • ORLANDO, FLA. • EXPLORIA STADIUM • 11,911

	UTSA	TROY
FIRST DOWNS	20	16
Rushing	6	5
Passing	14	4
Penalty	0	7
NET YARDS RUSHING	147	47
Rushing Attempts	32	41
Average Per Rush	4.6	1.1
Rushing Touchdowns	0	1
Yards Gained Rushing	163	108
Yards Lost Rushing	16	61
NET YARDS PASSING	198	113
Completions-Attempts-Int	23-42-2	13-24-2
Average Per Attempt	4.7	4.7
Average Per Completion	8.6	8.7
Passing Touchdowns	1	1
TOTAL OFFENSE YARDS	345	160
Total offense plays	74	65
Average Gain Per Play	4.7	2.5
Fumbles: Number-Lost	5-3	2-0
Penalties: Number-Yards	8-105	2-6
PUNTS-YARDS	4-187	6-260
Average Yards Per Punt	46.8	43.3
Net Yards Per Punt	46.8	41.2
Inside 20	4	1
50+ Yards	2	1
Touchbacks	0	0
Fair catch	1	3
KICKOFFS-YARDS	3-163	5-284
Average Yards Per Kickoff	54.3	56.8
Net Yards Per Kickoff	47.0	41.8
Touchbacks	0	3
Fair Catch Yards	0	0
Punt returns: Number-Yards-TD	1-13-0	1-0-0
Average Per Return	13.0	0.0
Kickoff returns: Number-Yds-TD	0-0-0	3-22-0
Average Per Return	0.0	7.3
Interceptions: Number-Yds-TD	2-3-0	2-59-0
Fumble Returns: Number-Yds-TD	0-0-0	0-0-0
Miscellaneous Yards	0	0
Possession Time	26:44	33:16
1st Quarter	9:59	5:01
2nd Quarter	6:14	8:46
3rd Quarter	7:05	7:55
4th Quarter	3:26	11:34
Third-Down Conversions	3 of 12	2 of 13
Fourth-Down Conversions	1 of 3	1 of 2
Red-Zone Scores-Chances	1-3	3-3
Touchdowns	1-3	2-3
Field goals	0-3	1-3
Sacks By: Number-Yards	6-38	2-14
PAT Kicks	1-1	1-1
Field Goals	1-1	1-1

NOTABLE

- Troy extended its winning streak to 11 games with the victory, Troy's longest winning streak since 1995 when that squad also won 11 straight games.
- Troy has now won five straight bowl games dating back to the 2010 New Orleans Bowl. The Trojans are 6-3 all-time in bowl games at the FBS level and 20-12 in the postseason (NAIA, DII, FCS, FBS).
- Troy's 12 wins are the most in program history at the FBS level and tied for the most in school history (1993, FCS; 1987 DII National Champions).
- Troy improves to 3-28 all-time against ranked opponents -- No. 17 Missouri, 2004 (24-14); No. 22 LSU, 2017 (24-21); No. 22 UTSA (18-12).
- Linebacker KJ Robertson was named the game's MVP after recording nine tackles and returning an interception 61 yards setting up Troy's go-ahead touchdown in the third quarter. He is the second defensive player to earn the Cure Bowl MVP in the history of the game.
- Troy improved to 5-1 this season when trailing at the half and 5-1 when scoring less than 21 points; Troy was 11-73 when trailing at the half and 5-52 when scoring less than 21 points since 2005 prior to this season.
- Troy outscored UTSA 11-0 in the second half; the Trojans entered the game ranked 12th nationally with a +6.69 scoring margin in the second half.
- Troy's 169 yards of total offense was its fewest in a bowl game in program history; previous low was 292 in the 2004 Silicon Valley Classic vs. Northern Illinois.
- Troy forced five UTSA turnovers in the game, which is the fourth time in Troy's bowl history it has forced five turnovers in a game.
- Troy held UTSA scoreless in the second half; the Trojans entered the game holding opponents to 8.77 points per game in the second half (14th fewest in the country) and 3.92 points in the fourth quarter (sixth fewest).

STAT LEADERS

UTSA						
Rushing	No	Yds	TD	Lg	Avg	
Barnes, Kevorian	21	132	0	53	6.3	
Harris, Frank	9	14	0	10	1.6	
Carpenter, Chris	1	2	2	2	0	
Passing	A	C	I	Yds	TD	Lng
Harris, Frank	42	23	2	198	1	26
Receiving	No.	Yds	TD	Long		
Cardenas, Oscar	5	62	0	26		
Carpenter, Chris	7	59	0	22		
Franklin, Zakhari	8	36	1	10		
Dishman, Dan	1	20	0	20		
Barnes, Kevorian	1	12	0	6		
Ogle-Kellogg, Tykee	1	9	0	9		

TROY						
Rushing	No	Yds	TD	Lg	Avg	
Vidal, Kimani	22	73	1	11	3.3	
Billingsley, DK	8	14	0	13	1.8	
Passing	A	C	I	Yds	TD	Lng
Watson, Gunnar	23	13	2	113	1	29
Receiving	No.	Yds	TD	Long		
Johnson, RaJae'	2	41	1	29		
Johnson, Tez	4	40	0	14		
Stoudemire, D.	3	16	0	8		
Vidal, Kimani	2	7	0	6		
Vice, Michael	1	3	0			

Team Results

	Date	Opponent		Score	Overall	Conf	Time	Attend
	09/03/2022	at Ole Miss	L	10-28	0-1	0-0	3:10	60533
	09/10/2022	Alabama A&M	W	38-17	1-1	0-0	3:47	26189
*	09/17/2022	at App State	L	28-32	1-2	0-1	3:11	34406
*	09/24/2022	Marshall	W	16-7	2-2	1-1	3:31	27514
	10/01/2022	at Western Ky.	W	34-27	3-2	1-1	3:55	20168
*	10/08/2022	Southern Miss.	W	27-10	4-2	2-1	3:02	26017
*	10/15/2022	Texas St.	W	17-14	5-2	3-1	3:04	23480
*	10/20/2022	at South Alabama	W	10-6	6-2	4-1	3:11	25450
*	11/05/2022	at Louisiana	W	23-17	7-2	5-1	3:18	7888
	11/12/2022	Army West Point	W	10-9	8-2	5-1	3:28	31010
*	11/19/2022	ULM	W	34-16	9-2	6-1	3:45	23864
*	11/26/2022	at Arkansas St.	W	48-19	10-2	7-1	3:06	9376
	12/03/2022	Coastal Carolina	W	45-26	11-2	7-1	3:22	21554
	12/16/2022	vs UTSA	W	18-12	12-2	7-1	3:40	11911

Team Statistics

	TROY	OPP
Scoring	358	240
Points per game	25.6	17.1
Points Off Turnovers	57	34
First Downs	274	276
Rushing	101	109
Passing	145	144
Penalty	28	23
Rushing Yardage	1638	1678
Yards gained rushing	2058	2086
Yards lost rushing	420	408
Rushing attempts	496	492
Average per rush	3.3	3.4
Average per game	117.0	119.9
TDs Rushing	21	15
Passing Yardage	3400	2896
Comp-Att-Int	251-401-15	290-484-13
Average per pass	8.5	6.0
Average per catch	13.5	10.0
Average per game	242.9	206.9
TDs Passing	20	14
Total offense	5038	4574
Total plays	897	976
Average per play	5.6	4.7
Average per game	359.9	326.7
Kick returns: #-Yards	19-328	23-405
Punt returns: #-Yards	14-132	18-121
Int returns: #-Yards	13-248	15-103
Kick return average	17.3	17.6
Punt return average	9.4	6.7

2022 STATS

Int returns: #-Yards	13-248	15-103
Kick return average	17.3	17.6
Punt return average	9.4	6.7
Int return average	19.1	6.9
Fumbles-Lost	14-6	25-14
Penalties-Yards	76-699	83-758
Average per game	49.9	54.1
Punts-Yards	64-2646	75-3089
Average per punt	41.3	41.2
Net punt average	38.2	39.2
Kickoffs-Yards	74-4580	51-2927
Average per kick	61.9	57.4
Net kick average	40.1	37.6
Time of possession / game	30:30	29:30
3rd-down conversion	58/174	81/205
3rd-down pct	33%	40%
4rd-down conversion	17/27	15/29
4rd-down pct	63%	52%
Sacks by-Yards	41-269	46-277
Misc Yards	0	0
Touchdowns scored	44	29
Field goals - attempts	17-19	13-17
On-Side kicks	0-0	1-4
Red-zone scores	(39-48) 81%	(32-41) 78%
Red-zone touchdowns	(26-48) 54%	(23-41) 56%
PAT-attempts	(41-42) 98%	(23-24) 96%
2-point conversion-attempts	(1-2) 50%	(0-4) 0%
Attendance	179628	157821
Games / Avg per game	7/25661	6/26304
Neutral site games	-	1/11911

Score by Periods

Team	1st	2nd	3rd	4th	OT	TOT
Troy	57	89	81	131	0	358
Opponents	29	97	63	51	0	240

Rushing

Player	gp	att	gain	loss	net	avg	td	lg	avg/g
Kimani Vidal	14	231	1180	48	1132	4.9	10	40	80.9
DK Billingsley	14	142	686	16	670	4.7	8	44	47.9
Jamontez Woods	12	17	45	10	35	2.1	0	14	2.9
Damien Taylor	11	8	30	0	30	3.8	1	9	2.7
Tez Johnson	13	5	21	10	11	2.2	0	11	0.8
Jarris Williams	8	2	4	0	4	2.0	0	4	0.5
Demontrez Brown	11	1	1	0	1	1.0	0	1	0.1
Will Choloh	14	2	1	0	1	0.5	0	1	0.1
Jarret Doege	7	14	11	50	-39	-2.8	0	10	-5.6
Gunnar Watson	13	61	79	252	-173	-2.8	2	9	-13.3
Team	14	13	0	34	-34	-2.6	0	0	-2.4
Total	14	496	2058	420	1638	3.3	21	44	117.0
Opponents	14	492	2086	408	1678	3.4	15	53	119.9

Passing

Player	gp	effic	comp-att-int	pct	yds	td	lg	avg/g
Gunnar Watson	13	138.8	206-335-12	61.5	2818	14	74	216.8
Jarret Doege	7	160.6	44-64-3	68.8	575	5	39	82.1
Tez Johnson	13	244.4	1-2-0	50.0	7	1	7	0.5
Total	14	142.8	251-401-15	62.6	3400	20	74	242.9
Opponents	14	114.4	290-484-13	59.9	2896	14	64	206.9

Receiving

Player	gp	no.	yds	avg	td	lg	avg/g
Tez Johnson	13	56	863	15.4	4	74	66.4
Deshon Stoudemire	14	41	507	12.4	2	65	36.2
Rajae' Johnson	14	36	713	19.8	7	67	50.9
Kimani Vidal	14	26	140	5.4	0	18	10.0
Jabre Barber	6	25	351	14.0	2	60	58.5
Marcus Rogers	7	14	211	15.1	0	50	30.1
Devonte Ross	13	13	147	11.3	0	37	11.3
Michael Vice	14	12	105	8.8	1	31	7.5
Clayton Ollendieck	14	6	45	7.5	0	11	3.2
Deyunkrea Lewis	9	5	124	24.8	2	40	13.8
Peyton Higgins	12	5	92	18.4	1	39	7.7
DK Billingsley	14	4	20	5.0	0	9	1.4
Demontrez Brown	11	4	52	13.0	0	28	4.7
Jamontez Woods	12	3	23	7.7	0	11	1.9
Gunnar Watson	13	1	7	7.0	1	7	0.5
Total	14	251	3400	13.5	20	74	242.9
Opponents	14	290	2909	10.0	14	64	207.8

Punt Returns

Player	no.	yds	avg	td	lg
Tez Johnson	6	69	11.5	0	28
Deshon Stoudemire	6	39	6.5	0	10
Orlando Lacey	2	24	12.0	0	17
Total	14	132	9.4	0	28
Opponents	18	121	6.7	0	23

Interceptions

Player	no.	yds	avg	td	lg
Reddy Steward	3	78	26.0	1	67
Markeis Colvin	2	44	22.0	0	44
Richard Jibunor	1	13	13.0	0	13
TJ Harris	1	5	5.0	0	5
Craig Slocum	1	0	0.0	0	0
Carlton Martial	1	21	21.0	0	21
KJ Robertson	1	61	61.0	0	61
Kyle Cass	1	0	0.0	0	0
Taiyon Palmer	1	23	23.0	0	23
Terry Thomas	1	3	3.0	0	3
Total	13	248	19.1	1	67
Opponents	15	103	6.9	0	69

Kick Returns

Player	no.	yds	avg	td	lg
Jabre Barber	5	130	26.0	0	34
Jarris Williams	4	62	15.5	0	24
Jamontez Woods	3	64	21.3	0	25
Peyton Higgins	3	35	11.7	0	18
Rajae' Johnson	1	14	14.0	0	14
Orlando Lacey	1	12	12.0	0	12
Kimani Vidal	1	10	10.0	0	10
Michael Vice	1	1	1.0	0	1
Total	19	328	17.3	0	34
Opponents	23	405	17.6	0	36

Fumble Returns

Player	no.	yds	avg	td	lg
Buddha Jones	3	23	7.7	1	23
Antonio Showers	2	13	6.5	1	13
Rajae' Johnson	1	0	0.0	0	0
Richard Jibunor	1	0	0.0	0	0
Craig Slocum	1	0	0.0	0	0
AJ Pierce	1	0	0.0	0	0
Keyshawn Swanson	1	0	0.0	0	0
Dell Pettus	1	0	0.0	0	0
Shakel Brown	1	0	0.0	0	0
T.J. Jackson	1	0	0.0	0	0
Jarris Williams	1	0	0.0	0	0
Total	14	36	2.6	2	23
Opponents	6	13	2.2	0	13

Scoring

Player	td	fg	PAT				dpx	saf	pts
			kick	rush	rcv	pass			
Brooks Buce	-	17-19	41-42	-	-	-	-	-	92
Kimani Vidal	10	-	-	-	-	-	-	-	60
DK Billingsley	8	-	-	-	-	-	-	-	48
Rajae' Johnson	7	-	-	-	-	-	-	-	42
Tez Johnson	4	-	-	-	-	-	-	-	24
Gunnar Watson	3	-	-	-	-	1	-	-	18
Jabre Barber	2	-	-	-	-	-	-	-	12
Deyunkrea Lewis	2	-	-	-	-	-	-	-	12
Deshon Stoudemire	2	-	-	-	-	-	-	-	12
Antonio Showers	1	-	-	-	-	-	-	-	6
Reddy Steward	1	-	-	-	-	-	-	-	6
Michael Vice	1	-	-	-	-	-	-	-	6
Buddha Jones	1	-	-	-	-	-	-	-	6
Peyton Higgins	1	-	-	-	-	-	-	-	6
Damien Taylor	1	-	-	-	-	-	-	-	6
Clayton Ollendieck	-	-	-	-	1	-	-	-	2
Total	44	17-19	41-42	0	1	1	0	0	358
Opponents	29	13-17	23-24	0	0	0	0	2	240

Field Goals

Player	fg	pct.	01-19	20-29	30-39	40-49	50-99	lg	blk
Brooks Buce	17-19	89.5	0-0	5-5	8-10	3-3	1-1	51	0
Opponents	13-17	76.5	0-0	5-6	3-4	5-7	0-0	47	1

FG Sequence

Team Name	Troy	Opponents
Ole Miss	(31)	
App State	32	(23)
Marshall	(40),(25),(28)	34
Western Ky.	(35),(33)	(43),(47)
Southern Miss.	(48),(30)	(34)
Texas St.	(24)	
South Alabama	37,(51)	(41),(32)
Louisiana	(37)	42,25,(30)
Army West Point	(21)	(26),42
ULM	(35),(45)	(27)
Alabama A&M	(30)	(47)
Coastal Carolina	(35),()	
UTSA	(27)	(42)
Arkansas St.		(20),(21)

Numbers in (parentheses) indicate field goal was made

Total Offense

Player	g	plays	rush	pass	total	avg/g
Gunnar Watson	13	396	-173	2818	2645	203.5
Kimani Vidal	14	231	1132	0	1132	80.9
DK Billingsley	14	142	670	0	670	47.9
Jarret Doege	7	78	-39	575	536	76.6
Jamontez Woods	12	17	35	0	35	2.9
Damien Taylor	11	8	30	0	30	2.7
Tez Johnson	13	7	11	7	18	1.4
Jarris Williams	8	2	4	0	4	0.5
Demontrez Brown	11	1	1	0	1	0.1
Will Choloh	14	2	1	0	1	0.1
Team	14	0	-34	0	-34	-2.4
Total	14	897	1638	3400	5038	359.9
Opponents	14	976	1678	2896	4574	326.7

Punting

Player	no.	yds	avg	lg	tb	fc	i20	50+	blk
Mike Rivers	62	2610	42.1	56	4	20	24	7	0
Nicholas Woolfolk	1	36	36.0	36	0	1	1	0	0
Team	1	0	0.0	0	0	0	0	0	1
Total	64	2646	41.3	56	4	21	25	7	1
Opponents	75	3089	41.2	67	1	36	27	10	0

Kickoffs

Player	no.	yds	avg	tb	ob	retn	net	ydl
Zach Long	34	2103	61.9	22	0			
Brooks Buce	30	1883	62.8	19	0			
Scott Taylor Renfroe	9	539	59.9	4	0			
Mike Rivers	1	55	55.0	0	0			
Total	74	4580	61.9	45	0	21	40.1	24
Opponents	51	2927	57.4	22	2	18	37.6	27

Team Defense

##	Player	gp	Tackles				tfl/yds	Sacks	Pass defense			Fumbles		blkd	
			ua	a	tot	no-yds		int-yds	brup	qbh	fr-yds	ff	kick	saf	
2	Carlton Martial	12	55	80	135	3.5-9	0.5-3	1-21	2	2	.	1	.	.	
4	Craig Slocum	14	38	64	102	0.5-1	.	1-0	7	.	1-0	1	.	.	
8	TJ Harris	14	33	33	66	5-20	4.5-19	1-5	4	3	
31	Dell Pettus	14	32	34	66	0.5-0	.	.	2	.	1-0	.	.	.	
18	Reddy Steward	14	43	20	63	1-2	.	3-78	12	2	
7	KJ Robertson	13	21	36	57	1.5-4	.	1-61	.	1	
98	T.J. Jackson	14	22	33	55	14.5-72	8-56	.	2	3	1-0	2	.	.	
5	Will Cholah	14	17	29	46	7-42	5-35	.	.	2	
41	Javon Solomon	14	20	24	44	7.5-49	4.5-40	.	.	6	
9	Richard Jibunor	14	17	25	42	11.5-67	8-55	1-13	2	7	1-0	3	.	.	
11	O'shai Fletcher	14	26	14	40	3-7	.	.	8	.	.	1	.	.	
21	Shakel Brown	13	11	21	32	6-27	4-24	.	1	3	1-0	1	.	.	
52	Buddha Jones	14	9	19	28	2.5-6	.	.	.	2	3-23	.	.	.	
23	Keyshawn Swanson	14	17	9	26	.	.	.	2	.	1-0	2	.	.	
14	Caleb Ransaw	11	15	10	25	.	.	.	3	.	.	.	1	.	
36	Terry Thomas	13	10	14	24	0.5-1	.	1-3	
3	Antonio Showers	14	6	15	21	4-16	3.5-16	.	.	3	2-13	1	.	.	
34	Jordan Stringer	12	7	10	17	.	.	.	1	1	
26	Kyle Cass	13	11	2	13	1-3	.	1-0	3	
10	Jayden McDonald	3	8	5	13	2-8	.	.	.	2	
12	Markeis Colvin	14	8	3	11	.	.	2-44	1	
97	AJ Pierce	12	3	6	9	3.5-16	2-13	.	.	.	1-0	.	.	.	
13	Zion Williams	13	5	3	8	
32	Phillip Lee	13	7	.	7	1-8	1-8	.	.	1	
1	Jamontez Woods	12	4	1	5	
27	John Butler	12	2	2	4	
0	Jamarcus Chatman	7	2	2	4	0.5-1	
28	Kimani Vidal	14	3	1	4	
95	Luis Medina	3	1	2	3	0.5-2	
29	Rorrick Steward	9	.	2	2	
33	Tim Steward	6	.	2	2	
19	Darrell Starling	4	2	.	2	
1	Elijah Culp	9	2	.	2	
6	Taiyon Palmer	3	1	1	2	.	.	1-23	
11	Deshon Stoudemire	14	1	.	1	
73	Caleb Robbins	1	.	1	1	
53	Quentin Skinner	13	1	.	1	
8	Demontrez Brown	11	.	1	1	
24	Damien Taylor	11	.	1	1	
4	Marcus Rogers	7	1	.	1	
16	Peyton Higgins	12	.	1	1	
9	Jarret Doege	7	1	.	1	
15	Orlando Lacey	12	.	1	1	
21	Jarris Williams	8	.	1	1	1-0	.	.	.	
2	Deyunkrea Lewis	9	1	.	1	1-23	1	.	.	
24	Blake Matthews	1	1	.	1	
0	Rajae' Johnson	14	1-0	.	.	.	
92	Julian Peterson	3	1	
	Totals	14	467	528	995	79-386	41-269	13-248	50	39	14-36	13	1	0	
	Opponents	14	463	460	923	88-373	46-277	15-103	29	38	6-13	8	2	2	

2022 GAME-BY-GAME

Rushing

Player	No-Yds/TD	OM	AAMU	APP	Marsh	WestKy	USM	TXST	USA	LA	ARM	ULM	ASU	CCU	UTSA
Kimani Vidal	231-1132/10	12-48/0	10-38/0	11-29/1	9-34/0	6-26/0	17-79/1	11-54/0	17-64/0	21-112/1	13-72/0	29-242/2	33-208/4	20-53/0	22-73/1
DK Billingsley	142-670/8	3-17/0	4-22/0	6-38/1	14-85/0	24-122/1	10-32/1	16-70/0	19-86/1	7-25/0	3-12/0	10-38/1	9-52/0	9-57/3	8-14/0
Gunnar Watson	61--173/2	6--31/0	3--14/0	9--12/2	4--18/0	5--8/0	DNP	3--11/0	1--3/0	6--6/0	3--7/0	3--6/0	4--4/0	5--15/0	9--38/0
Jamontez Woods	17-35/0	10-27/0	2-6/0	1-2/0	3-0/0	-	DNP	DNP	-	-	-	1-0/0	-	-	-
Jarret Doege	14--39/0	-	1-0/0	DNP	DNP	-	7--13/0	2--7/0	4--19/0	DNP	DNP	DNP	-	DNP	DNP
Damien Taylor	8-30/1	DNP	4-15/0	-	DNP	-	1-3/0	DNP	-	-	-	-	3-12/1	-	-
Tez Johnson	5-11/0	1--2/0	DNP	-	-	-	-	1-3/0	-	2-18/0	1--8/0	-	-	-	-
Jarris Williams	2-4/0	DNP	DNP	DNP	DNP	DNP	-	DNP	-	-	1-4/0	-	1-0/0	-	-
Will Cholah	2-1/0	1-1/0	-	1-0/0	-	-	-	-	-	-	-	-	-	-	-
Demontrez Brown	1-1/0	-	-	-	-	1-1/0	DNP	DNP	-	DNP	-	-	-	-	-

Receiving

Player	No-Yds/TD	OM	AAMU	APP	Marsh	WestKy	USM	TXST	USA	LA	ARM	ULM	ASU	CCU	UTSA
Tez Johnson	56-863/4	2-10/0	DNP	4-69/0	2-121/0	6-105/1	4-80/1	4-94/1	4-57/0	8-81/0	6-75/1	6-42/0	3-30/0	3-59/0	4-40/0
Deshon Stoudemire	41-507/2	6-45/0	4-42/1	6-70/0	2-5/0	7-93/0	5-82/0	-	1-8/0	1-6/0	1-20/0	2-21/0	-	3-99/1	3-16/0
Rajae' Johnson	36-713/7	3-32/1	4-80/1	2-57/0	1-4/0	2-33/0	-	3-57/1	4-56/0	5-79/0	2-28/0	1-11/0	3-101/1	4-134/2	2-41/1
Kimani Vidal	26-140/0	6-19/0	-	1-5/0	5-40/0	-	2-6/0	2-16/0	1-6/0	3-14/0	2-22/0	-	1-0/0	1-5/0	2-7/0
Jabre Barber	25-351/2	5-60/0	5-105/1	6-42/0	4-101/0	3-23/1	2-20/0	DNP	DNP	DNP	DNP	DNP	DNP	DNP	DNP
Marcus Rogers	14-211/0	2-24/0	5-46/0	2-41/0	1-50/0	1-8/0	2-29/0	1-13/0	DNP	DNP	DNP	DNP	DNP	DNP	DNP
Devonte Ross	13-147/0	1-3/0	1-8/0	1-7/0	-	1-3/0	1-16/0	4-91/0	2-4/0	1-5/0	1-10/0	-	-	-	DNP
Michael Vice	12-105/1	3-23/0	1-31/0	-	-	2-8/0	1-4/0	1-24/0	-	2-8/1	-	-	1-4/0	-	1-3/0
Clayton Ollendieck	6-45/0	1-7/0	2-19/0	-	-	-	-	1-4/0	-	-	1-9/0	-	-	-	1-6/0
Deyunkrea Lewis	5-124/2	-	1-40/1	DNP	DNP	DNP	DNP	DNP	-	1-35/1	2-28/0	-	-	1-21/0	-
Peyton Higgins	5-92/1	2-11/0	2-77/1	-	-	DNP	-	DNP	-	-	-	1-4/0	-	-	-
Demontrez Brown	4-52/0	2-40/0	2-12/0	-	-	-	DNP	DNP	-	DNP	-	-	-	-	-
DK Billingsley	4-20/0	-	1-4/0	-	-	-	-	-	2-7/0	-	-	-	1-9/0	-	-
Jamontez Woods	3-23/0	2-12/0	-	1-11/0	-	-	DNP	DNP	-	-	-	-	-	-	-
Gunnar Watson	1-7/1	-	-	-	-	1-7/1	DNP	-	-	-	-	-	-	-	-

Passing

#9 Jarret Doege	Comp	Att	Int	Pct	Yards	TD	Long	Sacked	Effic.
Ole Miss	1	1	0	100.0	11	0	11	0-0	192.4
Alabama A&M	5	11	0	45.5	113	1	39	0-0	161.7
Western Ky.	7	8	0	87.5	71	2	18	0-0	244.6
Southern Miss.	17	23	2	73.9	237	1	39	4-24	157.4
Texas St.	4	6	0	66.7	59	1	23	1-3	204.3
South Alabama	10	15	1	66.7	84	0	18	3-18	100.4
Totals	44	64	3	68.8	575	5	39	8-45	160.6

#15 Tez Johnson	Comp	Att	Int	Pct	Yards	TD	Long	Sacked	Effic.
Western Ky.	1	1	0	100.0	7	1	7	0-0	488.8
UTSA	0	1	0	0.0	0	0	0	0-0	0.0
Totals	1	2	0	50.0	7	1	7	0-0	244.4

#18 Gunnar Watson	Comp	Att	Int	Pct	Yards	TD	Long	Sacked	Effic.
Ole Miss	34	47	1	72.3	275	1	30	4-21	124.3
Alabama A&M	23	34	2	67.6	351	4	59	2-17	181.4
App State	23	37	1	62.2	302	0	48	3-24	125.3
Marshall	15	25	1	60.0	321	0	63	3-18	159.9
Western Ky.	15	28	1	53.6	202	0	30	4-15	107.0
Texas St.	12	22	1	54.5	240	1	74	2-15	152.1
South Alabama	4	4	0	100.0	54	0	36	1-3	213.4
Louisiana	21	35	1	60.0	228	2	35	3-18	127.9
Army West Point	15	31	1	48.4	192	1	23	2-16	104.6
ULM	10	17	0	58.8	78	0	15	1-12	97.4
Arkansas St.	9	15	1	60.0	144	1	56	3-11	149.3
Coastal Carolina	12	17	0	70.6	318	3	67	4-23	286.0
UTSA	13	23	2	56.5	113	1	29	6-38	94.7
Totals	206	335	12	61.5	2818	14	74	38-231	138.8

Punt Returns

Player	No-Yds	OM	AAMU	APP	Marsh	WestKy	USM	TXST	USA	LA	ARM	ULM	ASU	CCU	UTSA
Tez Johnson	6-69	-	DNP	-	-	-	-	-	-	-	-	2-43	2-16	1-10	1-0
Deshon Stoudemire	6-39	-	3-20	-	1-7	-	1-7	1-5	-	-	-	-	-	-	-
Orlando Lacey	2-24	-	-	-	-	DNP	DNP	-	-	-	-	-	2-24	-	-

Kick Returns

Player	No-Yds	OM	AAMU	APP	Marsh	WestKy	USM	TXST	USA	LA	ARM	ULM	ASU	CCU	UTSA
Jabre Barber	5-130	-	-	2-66	-	3-64	-	DNP	DNP	DNP	DNP	DNP	DNP	DNP	DNP
Jarris Williams	4-62	DNP	DNP	DNP	DNP	DNP	-	DNP	-	-	-	-	1-24	1-16	2-22
Jamontez Woods	3-64	-	-	-	-	-	DNP	DNP	-	-	1-19	2-45	-	-	-
Peyton Higgins	3-35	-	-	-	-	DNP	2-17	DNP	-	-	-	-	1-18	-	-
Rajae' Johnson	1-14	-	1-14	-	-	-	-	-	-	-	-	-	-	-	-
Orlando Lacey	1-12	-	1-12	-	-	DNP	DNP	-	-	-	-	-	-	-	-
Kimani Vidal	1-10	-	-	-	-	-	-	-	-	-	1-10	-	-	-	-
Michael Vice	1-1	-	-	-	-	-	-	1-1	-	-	-	-	-	-	-

Interceptions Returns

Player	No-Yds	OM	AAMU	APP	Marsh	WestKy	USM	TXST	USA	LA	ARM	ULM	ASU	CCU	UTSA
Reddy Steward	3-78	-	-	-	-	-	-	-	1-0	-	-	-	2-78	-	-
Markeis Colvin	2-44	1-0	-	-	-	-	1-44	-	-	-	-	-	-	-	-
KJ Robertson	1-61	-	DNP	-	-	-	-	-	-	-	-	-	-	-	1-61
Taiyon Palmer	1-23	DNP	1-23	-	-	DNP	DNP	DNP	DNP	DNP	DNP	DNP	DNP	DNP	DNP
Carlton Martial	1-21	-	-	DNP	-	1-21	-	-	-	-	-	DNP	-	-	-
Richard Jibunor	1-13	-	-	-	-	-	-	-	-	-	-	-	-	-	1-13
TJ Harris	1-5	-	-	-	-	-	-	-	-	-	-	-	-	1-5	-
Terry Thomas	1-3	-	1-3	-	-	-	-	-	-	-	-	-	-	-	DNP
Craig Slocum	1-0	-	-	-	-	-	1-0	-	-	-	-	-	-	-	-
Kyle Cass	1-0	-	-	-	-	-	1-0	-	-	DNP	-	-	-	-	-

Fumble Returns

Player	No-Yds	OM	AAMU	APP	Marsh	WestKy	USM	TXST	USA	LA	ARM	ULM	ASU	CCU	UTSA
Buddha Jones	3-23	-	-	-	1-23	-	1-0	-	-	-	1-0	-	-	-	-
Antonio Showers	2-13	-	-	-	-	1-0	-	-	-	-	-	1-13	-	-	-
Rajae' Johnson	1-0	-	-	-	-	-	-	-	-	-	-	-	-	-	1-0
Craig Slocum	1-0	1-0	-	-	-	-	-	-	-	-	-	-	-	-	-
Richard Jibunor	1-0	-	-	-	-	-	-	-	-	-	-	-	-	-	1-0
Shakel Brown	1-0	-	-	-	-	-	-	-	-	1-0	-	-	-	DNP	-
Jarris Williams	1-0	DNP	DNP	DNP	DNP	DNP	-	DNP	-	-	-	-	-	1-0	-
Keyshawn Swanson	1-0	-	-	-	-	-	-	-	-	-	-	-	-	-	1-0
Dell Pettus	1-0	-	-	-	-	-	-	-	-	-	1-0	-	-	-	-
AJ Pierce	1-0	1-0	-	DNP	-	-	-	DNP	-	-	-	-	-	-	-
T.J. Jackson	1-0	-	-	-	-	-	-	-	-	-	-	-	-	1-0	-

2022 GAME-BY-GAME

All-Purpose Yards

Player	Total	OM	AAMU	APP	Marsh	WestKy	USM	TXST	USA	LA	ARM	ULM	ASU	CCU	UTSA
Kimani Vidal	1282	67	38	34	74	26	85	70	70	126	104	242	208	58	80
Tez Johnson	943	8	DNP	69	121	105	80	97	57	99	67	85	46	69	40
Rajae' Johnson	727	32	94	57	4	33	-	57	56	79	28	11	101	134	41
DK Billingsley	690	17	26	38	85	122	32	70	93	25	12	38	61	57	14
Deshon Stoudemire	546	45	62	70	12	93	89	5	8	6	20	21	-	99	16
Jabre Barber	481	60	105	108	101	87	20	DNP	DNP	DNP	DNP	DNP	DNP	DNP	DNP
Marcus Rogers	211	24	46	41	50	8	29	13	DNP	DNP	DNP	DNP	DNP	DNP	DNP
Devonte Ross	147	3	8	7	-	3	16	91	4	5	10	-	-	-	DNP
Peyton Higgins	127	11	77	-	-	DNP	17	DNP	-	-	-	4	18	-	-
Deyunkrea Lewis	124	-	40	DNP	DNP	DNP	DNP	DNP	-	35	28	-	-	21	-
Jamontez Woods	122	39	6	13	-	-	DNP	DNP	-	-	19	45	-	-	-
Michael Vice	106	23	31	-	-	8	4	25	-	8	-	-	4	-	3
Reddy Steward	78	-	-	-	-	-	-	-	-	-	-	-	78	-	-
Jarris Williams	66	DNP	DNP	DNP	DNP	DNP	-	DNP	-	-	4	-	24	16	22
KJ Robertson	61	-	DNP	-	-	-	-	-	-	-	-	-	-	-	61
Demontrez Brown	53	40	12	-	-	1	DNP	DNP	-	DNP	-	-	-	-	-
Clayton Ollendieck	45	7	19	-	-	-	-	4	-	-	9	-	-	-	6
Markeis Colvin	44	-	-	-	-	-	44	-	-	-	-	-	-	-	-
Orlando Lacey	36	-	12	-	-	DNP	DNP	-	-	-	-	-	24	-	-
Damien Taylor	30	DNP	15	-	DNP	-	3	DNP	-	-	-	-	12	-	-
Taiyon Palmer	23	DNP	23	-	-	DNP	DNP	DNP	DNP	DNP	DNP	DNP	DNP	DNP	DNP
Carlton Martial	21	-	-	DNP	-	21	-	-	-	-	-	DNP	-	-	-
Richard Jibunor	13	-	-	-	-	-	-	-	-	-	-	-	-	-	13
TJ Harris	5	-	-	-	-	-	-	-	-	-	-	-	-	5	-
Terry Thomas	3	-	3	-	-	-	-	-	-	-	-	-	-	-	DNP
Will Choloh	1	1	-	-	-	-	-	-	-	-	-	-	-	-	-
Jarret Doege	-39	-	-	DNP	DNP	-	-13	-7	-19	DNP	DNP	DNP	-	DNP	DNP
Gunnar Watson	-166	-31	-14	-12	-18	-1	DNP	-11	-3	-6	-7	-6	-4	-15	-38

Tackles for Loss

Player	UA-A	Total	OM	AAMU	APP	Marsh	WestKy	USM	TXST	USA	LA	ARM	ULM	ASU	CCU	UTSA
T.J. Jackson	10-9	14.5	-	3.0-11	-	3.0-21	1.5-8	1.5-14	1.0-3	2.0-5	0.5-0	1.0-4	-	1.0-6	-	-
Richard Jibunor	7-9	11.5	-	1.5-6	0.5-2	1.5-10	1.5-8	1.0-8	-	1.0-6	-	1.0-6	1.0-7	1.5-6	-	1.0-8
Javon Solomon	6-3	7.5	-	0.5-3	-	1.0-7	2.0-11	0.5-1	-	0.5-2	-	-	1.0-8	1.0-15	1.0-2	-
Will Choloh	5-4	7.0	-	-	2.0-10	-	1.0-4	0.5-1	-	-	-	0.5-5	1.0-9	1.0-7	1.0-6	-
Shakel Brown	5-2	6.0	-	-	-	-	1.0-1	1.5-5	1.0-3	-	0.5-0	-	1.0-12	-	DNP	1.0-6
TJ Harris	3-4	5.0	-	-	-	1.5-8	-	0.5-2	-	1.0-4	1.5-4	0.5-2	-	-	-	-
Antonio Showers	3-2	4.0	-	1.5-5	-	-	-	-	-	-	1.0-5	-	1.0-4	0.5-2	-	-
AJ Pierce	3-1	3.5	-	-	DNP	2.0-8	-	1.0-7	DNP	-	-	-	-	-	-	0.5-1
Carlton Martial	1-5	3.5	-	0.5-3	DNP	-	0.5-1	1.5-2	-	-	0.5-1	-	DNP	-	0.5-2	-
O'shai Fletcher	2-2	3.0	1.0-3	-	-	1.0-2	-	-	-	-	-	-	-	-	0.5-2	0.5-0
Buddha Jones	1-3	2.5	-	0.5-1	-	0.5-1	0.5-1	-	-	1.0-3	-	-	-	-	-	-
Jayden McDonald	2-0	2.0	1.0-1	-	1.0-7	DNP	DNP	DNP	DNP	DNP	DNP	DNP	DNP	DNP	DNP	DNP
KJ Robertson	0-3	1.5	-	DNP	0.5-1	-	-	-	-	-	0.5-2	-	-	0.5-1	-	-
Deyunkrea Lewis	1-0	1.0	-	-	DNP	DNP	DNP	DNP	DNP	-	-	-	-	-	-	1.0-23
Kyle Cass	1-0	1.0	-	-	-	-	1.0-3	-	-	-	DNP	-	-	-	-	-
Phillip Lee	1-0	1.0	-	-	-	1.0-8	-	-	DNP	-	-	-	-	-	-	-
Reddy Steward	0-2	1.0	-	-	-	0.5-1	-	-	-	0.5-1	-	-	-	-	-	-
Terry Thomas	0-1	0.5	-	-	-	-	-	-	-	-	-	-	-	0.5-1	-	DNP
Dell Pettus	0-1	0.5	-	-	-	-	-	-	-	-	-	-	-	0.5-0	-	-
Luis Medina	0-1	0.5	-	0.5-2	-	DNP	DNP	DNP	DNP	DNP	DNP	DNP	DNP	DNP	DNP	DNP
Craig Slocum	0-1	0.5	-	-	-	-	-	-	-	-	0.5-1	-	-	-	-	-
Jamarcus Chatman	0-1	0.5	-	-	-	DNP	-	DNP	DNP	DNP	DNP	DNP	-	0.5-1	-	DNP

Total Tackles

Player	S-A	Total	OM	AAMU	APP	Marsh	WestKy	USM	TXST	USA	LA	ARM	ULM	ASU	CCU	UTSA
Carlton Martial	55-80	135	5-6	1-3	DNP	4-14	6-6	4-3	5-6	7-1	5-8	6-16	DNP	3-3	2-7	7-7
Craig Slocum	38-64	102	4-6	2-2	5-8	0-2	5-3	2-6	2-6	4-0	2-6	2-15	1-4	1-1	3-4	5-1
TJ Harris	33-33	66	3-3	3-2	0-6	3-2	4-2	3-3	1-0	3-2	4-2	0-2	3-5	4-1	2-0	0-3
Dell Pettus	32-34	66	3-0	3-1	2-4	1-4	3-1	0-2	2-3	4-1	1-1	0-6	1-4	1-2	9-2	2-3
Reddy Steward	43-20	63	5-1	3-0	4-2	2-5	3-1	3-1	3-1	5-1	1-4	2-2	2-0	2-0	3-0	5-2
KJ Robertson	21-36	57	2-1	DNP	2-3	2-2	2-2	1-0	0-3	1-4	4-7	1-2	1-3	0-2	0-3	5-4
T.J. Jackson	22-33	55	1-1	3-2	1-4	2-5	1-1	2-3	1-2	2-1	2-2	1-7	2-3	2-1	-	2-1
Will Choloh	17-29	46	3-1	1-0	2-3	0-2	3-3	1-2	0-2	1-1	-	1-9	1-1	1-0	2-4	1-1
Javon Solomon	20-24	44	1-3	2-2	0-3	4-2	3-2	0-1	2-1	1-1	0-1	3-4	2-1	1-3	1-0	-
Richard Jibunor	17-25	42	-	1-3	1-3	1-4	1-1	2-2	0-1	3-0	1-1	0-7	2-0	3-1	1-1	1-1
O'shai Fletcher	26-14	40	4-0	-	0-2	2-0	1-0	1-1	2-1	7-1	2-1	0-2	1-2	1-0	4-2	1-2
Shakel Brown	11-21	32	-	-	1-1	0-4	2-0	2-1	1-4	-	1-2	0-6	1-0	1-1	DNP	2-2
Buddha Jones	9-19	28	-	1-1	0-2	2-4	1-1	1-1	1-2	2-0	-	0-4	0-1	1-1	0-2	-
Keyshawn Swanson	17-9	26	4-1	2-1	-	0-2	2-0	1-0	2-0	1-0	3-2	0-1	0-1	1-0	0-1	1-0
Caleb Ransaw	15-10	25	-	3-1	0-3	1-1	5-1	DNP	DNP	DNP	-	-	-	2-2	2-2	2-0
Terry Thomas	10-14	24	-	2-1	1-7	-	1-0	1-0	1-1	-	-	-	1-3	3-2	-	DNP
Antonio Showers	6-15	21	-	2-2	0-3	-	-	-	0-1	0-1	2-3	0-2	2-1	0-1	-	0-1
Jordan Stringer	7-10	17	-	0-1	0-1	0-1	1-0	-	-	DNP	DNP	1-4	3-2	1-0	-	1-1
Kyle Cass	11-2	13	0-1	1-0	-	-	3-0	1-0	1-1	1-0	DNP	1-0	-	1-0	2-0	-
Jayden McDonald	8-5	13	3-1	4-2	1-2	DNP	DNP	DNP	DNP	DNP	DNP	DNP	DNP	DNP	DNP	DNP
Markeis Colvin	8-3	11	3-0	1-0	-	1-2	-	1-0	1-0	-	-	-	-	1-0	-	0-1
AJ Pierce	3-6	9	-	-	DNP	2-1	-	1-0	DNP	-	-	0-1	0-1	-	0-1	0-2
Zion Williams	5-3	8	0-2	-	-	2-0	-	1-1	DNP	1-0	-	-	-	1-0	-	-
Phillip Lee	7-0	7	-	1-0	-	3-0	-	-	DNP	1-0	1-0	-	1-0	-	-	-
Jamontez Woods	4-1	5	-	1-0	-	-	-	DNP	DNP	-	1-0	-	-	2-0	-	0-1
Kimani Vidal	3-1	4	1-0	-	-	-	-	-	-	1-0	0-1	-	-	1-0	-	-
John Butler	2-2	4	-	-	0-1	-	-	-	DNP	-	-	-	0-1	1-0	1-0	DNP
Jamarcus Chatman	2-2	4	1-0	-	0-1	DNP	-	DNP	DNP	DNP	DNP	DNP	-	1-1	-	DNP
Luis Medina	1-2	3	1-0	0-1	0-1	DNP	DNP	DNP	DNP	DNP	DNP	DNP	DNP	DNP	DNP	DNP
Darrell Starling	2-0	2	1-0	1-0	DNP	DNP	DNP	DNP	DNP	DNP	DNP	DNP	DNP	-	-	DNP
Elijah Culp	2-0	2	-	1-0	-	-	-	-	1-0	DNP	DNP	DNP	-	-	DNP	DNP
Taiyon Palmer	1-1	2	DNP	1-0	-	0-1	DNP	DNP	DNP	DNP	DNP	DNP	DNP	DNP	DNP	DNP
Tim Steward	0-2	2	DNP	DNP	DNP	DNP	-	-	0-1	DNP	0-1	-	DNP	DNP	DNP	-
Rorrick Steward	0-2	2	DNP	-	DNP	-	DNP	-	DNP	DNP	-	-	0-1	0-1	-	-
Quentin Skinner	1-0	1	-	DNP	-	-	-	-	-	-	-	1-0	-	-	-	-
Marcus Rogers	1-0	1	-	-	1-0	-	-	-	-	DNP	DNP	DNP	DNP	DNP	DNP	DNP
Blake Matthews	1-0	1	DNP	DNP	DNP	DNP	1-0	DNP	DNP	DNP	DNP	DNP	DNP	DNP	DNP	DNP
Deshon Stoudemire	1-0	1	-	1-0	-	-	-	-	-	-	-	-	-	-	-	-
Jarret Doege	1-0	1	1-0	-	DNP	DNP	-	-	-	-	DNP	DNP	DNP	-	DNP	DNP
Deyunkrea Lewis	1-0	1	-	-	DNP	DNP	DNP	DNP	DNP	-	-	-	-	-	-	1-0
Damien Taylor	0-1	1	DNP	-	-	DNP	-	0-1	DNP	-	-	-	-	-	-	-
Peyton Higgins	0-1	1	-	-	-	-	DNP	-	DNP	-	-	-	-	-	0-1	-
Orlando Lacey	0-1	1	0-1	-	-	-	DNP	DNP	-	-	-	-	-	-	-	-
Caleb Robbins	0-1	1	DNP	0-1	DNP	DNP	DNP	DNP	DNP	DNP	DNP	DNP	DNP	DNP	DNP	DNP
Demontrez Brown	0-1	1	-	-	-	-	-	DNP	DNP	-	DNP	-	-	-	-	0-1
Jarris Williams	0-1	1	DNP	DNP	DNP	DNP	DNP	-	DNP	-	-	-	-	0-1	-	-

STARTERS / 2022 GAME-BY-GAME

Sacks

Player	UA-A	Total	OM	AAMU	APP	Marsh	WestKy	USM	TXST	USA	LA	ARM	ULM	ASU	CCU	UTSA
Richard Jibunor	6-4	8	-	0.5-2	-	1-10	1.5-8	1-8	-	1-6	-	0.5-5	1-7	0.5-1	-	1-8
T.J. Jackson	6-4	8	-	1.5-7	-	1.5-19	1-7	1.5-14	-	1-1	-	0.5-2	-	1-6	-	-
Will Cholah	4-2	5	-	-	1-5	-	0.5-3	-	-	-	-	0.5-5	1-9	1-7	1-6	-
Javon Solomon	4-1	4.5	-	0.5-3	-	1-7	1-7	-	-	-	-	-	1-8	1-15	-	-
TJ Harris	3-3	4.5	-	-	-	1.5-8	-	0.5-2	-	1-4	1-3	0.5-2	-	-	-	-
Shakel Brown	4-0	4	-	-	-	-	1-1	1-5	-	-	-	-	1-12	-	DNP	1-6
Antonio Showers	3-1	3.5	-	1-5	-	-	-	-	-	-	1-5	-	1-4	0.5-2	-	-
AJ Pierce	2-0	2	-	-	DNP	1-6	-	1-7	DNP	-	-	-	-	-	-	-
Phillip Lee	1-0	1	-	-	-	1-8	-	-	DNP	-	-	-	-	-	-	-
Carlton Martial	0-1	0.5	-	0.5-3	DNP	-	-	-	-	-	-	-	DNP	-	-	-

OFFENSE

Game	WR-Y	WR-Z	WR-X	TE	LT	LG	C	RG	RT	QB	TB
Ole Miss	Johnson, T.	Stoudemire	Rogers	Ollendieck	Stidham	Butler	Andrews	King	Betts	Watson	Vidal
Alabama A&M	Barber	Stoudemire	Rogers	Lewis, D.	Stidham	Butler	Andrews	King	Betts	Watson	Vidal
App State	Barber	Stoudemire	Rogers	Vice	Stidham	Butler	Andrews	King	Betts	Watson	Vidal
Marshall	Barber	Stoudemire	Rogers	Ollendieck	Stidham	Butler	Andrews	King	Betts	Watson	Vidal
WKU	Barber	Stoudemire	Rogers	Ollendieck	Stidham	Butler	Andrews	King	Betts	Watson	Vidal
Southern Miss	Barber	Stoudemire	Rogers	Ollendieck	Stidham	Butler	Andrews	King	Betts	Doege	Vidal
Texas State	Johnson, T.	Stoudemire	Rogers	Ollendieck	Stidham	Butler	Andrews	King	Betts	Watson	Vidal
South Alabama	Johnson, T.	Stoudemire	Johnson, R.	Ollendieck	Stidham	Butler	Andrews	King	Betts	Doege	Vidal
Louisiana	Johnson, T.	Stoudemire	Johnson, R.	Ollendieck	Stidham	Butler	Andrews	King	Betts	Watson	Vidal
Army	Johnson, T.	Stoudemire	Johnson, R.	Ollendieck	Stidham	Butler	Andrews	King	Betts	Watson	Vidal
ULM	Johnson, T.	Stoudemire	Johnson, R.	Ollendieck	Stidham	Butler	Andrews	King	Betts	Watson	Vidal
Arkansas State	Johnson, T.	Stoudemire	Johnson, R.	Ollendieck	Stidham	Butler	Andrews	King	Betts	Watson	Vidal
Coastal Carolina	Johnson, T.	Stoudemire	Johnson, R.	Ollendieck	Stidham	Butler	Andrews	King	Betts	Watson	Vidal
UTSA	Johnson, T.	Stoudemire	Johnson, R.	Ollendieck	Stidham	Butler	Andrews	King	Betts	Watson	Vidal

DEFENSE


Game	BANDIT	NT	DT	DE	MLB	WLB	SPEAR	FS	SS	CB	CB
Ole Miss	Jibunor	Jones	Chloh	Showers	Robertson	Martial	Harris	Slocum	Pettus	Ransaw	Steward
Alabama A&M	Jibunor	Jones	Chloh	Showers	Robertson	Martial	Harris	Slocum	Pettus	Ransaw	Steward
App State	Jibunor	Jones	Chloh	Showers	Robertson	Martial	Harris	Slocum	Pettus	Ransaw	Steward
Marshall	Jibunor	Jones	Chloh	Showers	Robertson	Martial	Harris	Slocum	Pettus	Ransaw	Steward
WKU	Jibunor	Jones	Chloh	Showers	Robertson	Martial	Harris	Slocum	Pettus	Ransaw	Steward
Southern Miss	Jibunor	Jones	Chloh	Showers	Robertson	Martial	Harris	Slocum	Pettus	Ransaw	Steward
Texas State	Jibunor	Jones	Chloh	Showers	Robertson	Martial	Harris	Slocum	Pettus	Ransaw	Steward
South Alabama	Jibunor	Jones	Chloh	Showers	Robertson	Martial	Harris	Slocum	Pettus	Ransaw	Steward
Louisiana	Jibunor	Jones	Chloh	Showers	Robertson	Martial	Harris	Slocum	Pettus	Ransaw	Steward
Army	Jibunor	Jones	Chloh	Showers	Robertson	Martial	Harris	Slocum	Pettus	Ransaw	Steward
ULM	Jibunor	Jones	Chloh	Showers	Robertson	Martial	Harris	Slocum	Pettus	Ransaw	Steward
Arkansas State	Jibunor	Jones	Chloh	Showers	Robertson	Martial	Harris	Slocum	Pettus	Ransaw	Steward
Coastal Carolina	Jibunor	Jones	Chloh	Showers	Robertson	Martial	Harris	Slocum	Pettus	Ransaw	Steward
UTSA	Jibunor	Jones	Chloh	Showers	Robertson	Martial	Harris	Slocum	Pettus	Ransaw	Steward



HISTORY



National Champions.....	80-82
Bowl Teams.....	83-92
Special Awards / All-Americans.....	93-96
All-Conference Teams	97-107
All-Time Letterwinners	111-122
Troy in the NFL.....	124-125
All-Time Results.....	126-134
All-Time vs. Opponents	135-137
Troy in Postseason.....	137
All-Time Coaching Records	138
Opponent Year-by-Year	139-145
Troy Timeline	146-149
Troy Glossary	150-152
All-Time Assistant Coaches	153



1968 NATIONAL CHAMPIONS

Led by a record-setting aerial attack and a defense that recorded four shutouts, the Red Wave claimed the 1969 NAIA National Championship with a 43-35 victory over Texas A&I at Cramton Bowl (Montgomery, Ala.).

Under the guidance of third-year head coach Bill Atkins, Troy opened the season with a 49-31 win over Samford. In that game, quarterback Sim Byrd threw five touchdowns, hitting 23-of-33 passes for 443 yards. The Red Wave continued to roll, winning its first seven games. Byrd led Troy past Delta State, 35-23, connecting on 34-of-49 passes for 325 yards and three touchdowns; also rushing for two touchdowns. He followed that performance with five touchdown passes, all to Danny Grant, in a 52-0 win over McNeese State.

Troy had risen to number three in the national poll before dropping a 12-3 decision to Tennessee-Martin. Byrd and Heard threw eight interceptions as the Red Wave could only muster a 34-yard field goal by Randy Hicks in the loss.


Troy bounced back the next week, and demolished Concord (W.Va.), 76-0, on Homecoming at Veterans Memorial Stadium, rising back to number four in the NAIA rankings and earning a berth in the playoffs. Byrd was at it again, throwing for six touchdowns and rushing for another, while Ronnie Shelley returned two punts for touchdowns.

The Red Wave advanced to the title game with a 63-10 victory over Willamette (Ore.) in the semifinals. Byrd threw for six touchdowns, while his back-up Al Heard threw two. Shelley joined the scoring with a 66-yard interception.

In the national title game, Byrd connected on 25-of-44 passes and threw five touchdowns en route to Most Valuable Back honors as the Red Wave cruised past Texas A&I. Cecil Barber scored two touchdowns, one on a 53-yard run and the other on a five-yard pass.

Bobby Enslin scored on a 54-yard pass, and Vince Green scored on a 15-yard reception. Doug Taylor was named Most Valuable Lineman after catching two touchdown passes from Byrd, one from five-yards out and the other from three.

Byrd and Shelley were named to the NAIA All-American First Team at the conclusion of the season after their outstanding year.



SCHEDULE AND RESULTS

Date	Opponent	Score
Sept. 14	at Samford	W, 49-31
Sept. 21	Gordon Military	W, 47-7
Sept. 28	# West Alabama	W, 42-23
Oct. 5	Sam Houston State	W, 37-19
Oct. 12	Delta State	W, 35-23
Oct. 19	at Jacksonville State	W, 31-0
Oct. 26	at North Alabama	W, 41-0
Nov. 2	McNeese State	W, 52-0
Nov. 9	at UT-Martin	L, 12-3
Nov. 16	Concord (HC)	W, 76-0

Champion Bowl Semifinal

Dec. 7	# Willamette (Ore.)	W, 63-10
--------	---------------------	----------

Champion Bowl

Dec. 14	# Texas A&I	W, 43-35
---------	-------------	----------

- played at Cramton Bowl

STATISTICAL LEADERS

Rushing

Player	Att	Yards
Cecil Barber	167	724
Jeff Cotton	114	451
J.A. Williams	38	173

Passing

Player	A-C-I	Yards	TD
Sim Byrd	414-260-21	3569	41
Al Heard	62-28-5	360	7

Receiving

Player	Catches	Yards	TD
Danny Grant	72	1002	14
Bobby Enslin	61	970	12
Doug Taylor	45	574	8
Vince Green	54	500	7

Interceptions

Player	Int.	Yards
Ronnie Shelley	15	294
David Cooper	6	33

1984 NATIONAL CHAMPIONS

Ted Clem's 50-yard field goal with no time remaining handed Troy an 18-17 win over North Dakota State and the 1984 Division II national championship in McAllen, Texas. With under 1:30 left in the game, Troy senior quarterback Carey Christensen, who had suffered a foot injury earlier in the season and split time with freshman Mike Turk, led Troy on a last-ditch drive. Starting from the Trojans' 10-yard line, Christensen led Troy to the Bison 32.

With the clock running, the kicking team was rushed onto the field. Clem's foot met the ball as the horn sounded, and his attempt sailed through the uprights for the win. "The Kick," as it is known in Trojan football lore, was the longest field goal in Division II playoff history at the time. Clem was not the only freshman walk-on to make an impact on the Trojans winning the national title. Turk, who walked on in the spring of 1984, moved rapidly up the depth chart and was thrust into the starting role in the third game of the season after Christensen went down with a broken foot.

Turk carried the load the rest of the season as the starter, going on to earn Gulf South Conference "Freshman of the Year" honors. Then coached by Chan Gailey, the Trojans opened the season with a 26-7 win over Nicholls State. The defense held the Colonels to just 83 yards on the ground, with Rufus Cox delivering the striking blow on a 51-yard touchdown catch from Christensen.

Troy rolled through Florida A&M the next week, 17-3, and followed that up with a 35-26 win over Livingston. Holding on to a slim 28-26 lead, and with Livingston driving, Mike Brewster returned an interception 44 yards for a touchdown to seal the win, which was marred by the loss of Christensen early in the game with a broken foot. Turk came on in relief, going 8-of-13 passing for 166 yards and a touchdown.


The Trojan offense racked up 468 yards, 382 on the ground, in a 41-10 win over West Georgia. The ground attack continued its pounding the next week, racking up 331 yards, 92 by Turk, in a 27-12 win over Valdosta State.

Trailing No. 10 Mississippi College 7-0 in the fourth quarter, the Trojans scored twice in the final six minutes to pull out a 14-7 win. Turk began the rally with a quarterback sneak from the 1-yard line. On the ensuing kickoff, Brewster forced a fumble, which Troy recovered at the Choctaw 20. One play later, Turk found Rufus Cox with a TD pass to preserve the Trojans' victory. The offense was back in order against Delta State, racking up 459 yards in a 35-20 win over the Statesmen.

The Trojans then faced another setback, dropping a 13-10 decision to UNA. Troy had two chances late in the game, but an interception coupled with Clem missing a 39-yard field goal with nine seconds left, sealed Troy's fate.

Troy bounced back to win its last two games and the Gulf South Conference title. The Trojans routed UT-Martin, 31-7, on Homecoming and wrapped up the regular season with a 42-39 victory over archrival Jacksonville State.

With the GSC title, the Trojans advanced to the Division II playoffs and hosted Central State (Ohio) in the quarterfinals. The wishbone offense flexed its muscles, running up 579 yards of offense, as Troy pulled out a 31-21 win. The semifinals were a repeat of the quarterfinals as the offense ruled the day. Troy pounded out 537 yards and demolished Towson State, 45-3, to advance to the title game.



SCHEDULE AND RESULTS

Date	Opponent	Score
Sept. 8	Nicholls State	W, 26-7
Sept. 15	# Florida A&M	W, 17-3
Sept. 22	West Alabama	W, 35-26
Sept. 29	at West Georgia	W, 41-10
Oct. 6	at Valdosta State	W, 27-12
Oct. 13	at Mississippi College	W, 14-7
Oct. 20	Delta State	W, 35-20
Oct. 27	at North Alabama	L, 13-10
Nov. 3	UT-Martin (HC)	W, 31-7
Nov. 10	at Jacksonville St.	W, 42-39
Quarterfinals		
Nov. 24	Central State (Ohio)	W, 31-21
Semifinals		
Dec. 1	Towson State	W, 45-3
Championship		
Dec. 8	\$ North Dakota St.	W, 18-17
# - played in the Gator Bowl Jacksonville, Fla. \$ - played at the Palm Bowl McAllen, Texas		

STATISTICAL LEADERS

Rushing				
Player	Att	Yards	TD	
Ted Horstead	238	1123	5	
Mike Turk	132	556	8	
Doug Brown	65	437	3	
Passing				
Player	A-C-I	Yards	TD	
Mike Turk	108-55-2	989	5	
C. Christensen	80-45-0	813	5	
Receiving				
Player	Catches	Yards	TD	
Rufus Cox	56	1169	7	
Lee Hollingsworth	23	437	4	
Interceptions				
Player	Int.	Yards	TD	
Mike Brewster	3	51	1	
Tackles				
Player	Solo	Assists	Total	
Robert Bradley	74	61	135	

1987 NATIONAL CHAMPIONS

Led by an offense that averaged 430.4 yards per game, the Troy football team won its last 12 games to claim the 1987 Division II national title.

The Trojans got off to 0-1-1 start, dropping an 18-17 decision on the road at Southeast Missouri in the opener. Ted Clem missed a 42-yard field goal in the final minute which would have given the Trojans the lead. Troy followed its tough opener with a 17-17 tie with Nicholls State. On a rain-soaked field, Clem missed another clutch kick, this time a 40-yarder with a 1:39 left. Troy's offense showed its strength in the home opener against West Texas with a 45-0 rout. Mike Turk led the offense with 50 yards on six carries as the offense racked up 356 yards.

The Trojans picked up some confidence in pulling out a 24-17 win over Livingston on the road. The Troy offense picked up 349 yards of total offense, highlighted by Titus Dixon's 63-yard touchdown reception from Turk in the second quarter. The offense continued to roll for Troy the next week, racking up a then school-record 621 yards in a 44-6 win over West Georgia. Backup quarterback Bob Godsey came on in relief of Turk and led the Troy offensive attack with 88 yards on six carries, including a 66-yard touchdown run in the fourth quarter.



The Trojans put up more than 40 points their next two games to extend their winning streak to five. Troy went on the road and demolished nationally ranked and previously undefeated Valdosta State, 44-7 and followed that with a 48-21 victory over Mississippi College, as Thomas Miller and Al Harris both ran back interceptions for touchdowns. The Trojans scored 30 or more in the next three games to capture eight in a row. Tony Jackson rushed for 123 yards on 20 carries as Troy defeated Delta State, 38-6. The next week Turk guided the offense, going 7-of-10 for 112 yards and one touchdown, while rushing for 67 yards on seven carries and touchdown, as Troy blew out North Alabama, 38-3.

The Trojans continued their offensive ways in a 31-21 win over UT-Martin. Troy broke the school-record for the second time during the season, rolling up 633 yards in the win. Turk was 11-of-18 passing for 262 yards with two touchdowns and a 97-yard TD pass to Dixon. With the Gulf South Conference title on the line, Troy defeated arch-rival Jacksonville State, 14-9, to earn a berth in the Division II playoffs. Turk led the offense with 101 yards rushing, with Jackson adding 78.

Troy ran its win streak to 10 games with a 45-14 win over Winston-Salem State in the quarterfinals. The Troy offense picked up 383 yards rushing, led by Jackson's 93 yards on 12 carries.

The defense stepped up in the semifinals, causing eight turnovers, four interceptions and four fumbles, as Troy defeated Central Florida, 31-10, to advance to the title game. Turk led the offense again, rushing for two touchdowns and passing for another, leading the Troy rushing attack with 78 yards on 13 carries.

The Trojans would not be denied in the national title game, rallying from a 10-3 halftime deficit to pull out a 31-17 win over Portland State and their second national title in four years. Turk set a championship game record with 190 yards on 25 carries and Dixon ran the reverse four times for 111 yards, and one 49-yard TD.

Turk was named to the All-America team following his senior season and was runner-up for the Harlon Hill Trophy.

SCHEDULE AND RESULTS		
Date	Opponent	Score
Sept. 5	at SE Missouri	L, 18-17
Sept. 12	at Nicholls State	T, 17-17
Sept. 19	West Texas State	W, 45-0
Sept. 26	at Livingston	W, 24-17
Oct. 3	West Georgia	W, 44-6
Oct. 10	Valdosta State	W, 44-7
Oct. 17	Mississippi College	W, 48-21
Oct. 24	at Delta State	W, 38-6
Oct. 31	No. Alabama (HC)	W, 38-3
Nov. 7	at UT-Martin	W, 31-21
Nov. 14	Jacksonville State	W, 14-9
Quarterfinals		
Nov. 21	Winston-Salem	W, 45-14
Semifinals		
Nov. 28	at Central Florida	W, 31-10
Championship		
Dec. 5	§ Portland State	W, 31-17
§ - played Braly Municipal Stadium Florence, Ala.		

STATISTICAL LEADERS			
Rushing			
Player	Att	Yards	
Tony Jackson	176	938	
Mike Turk	163	930	
Passing			
Player	A-C-I	Yards	TD
Mike Turk	190-87-7	1460	10
Bob Godsey	47-24-2	392	1
Receiving			
Player	Catches	Yards	TD
Al Harris	41	654	6
Titus Dixon	32	651	5
Bo Pittman	2	12	0
Robert Carter	7	89	0
Interceptions			
Player	Int.	Yards	
Al Harris	3	21	
Doug Parris	3	11	

2004



TROY TROJANS MAKE FIRST D1 BOWL APPEARANCE

SAN JOSE, Calif. - The Trojans started their first appearance in a bowl game with a bang, jumping to a 14-0 first quarter lead over Northern Illinois in the Fifth Annual Silicon Valley Football Classic, but the Huskies proved to be better in the mud, battling back to down the Trojans 34-21.

The Trojans wasted little time getting on the scoreboard, taking the opening drive 78 yards in nine plays to take a 7-0 lead. Freshman quarterback D.T. McDowell found a diving Jason Samples on a 45-yard completion to the Huskies' one-yard line, setting up a keeper over senior left guard Junior Louissaint for the score.

After the Huskies went three and out on their first possession, the Trojans put another drive together. This time it was a 73-yard possession that spanned eight plays and culminated with a 23-yard screen pass to senior Jermaine Richardson from McDowell with 6:05 to play in the opening quarter.

McDowell scored his second touchdown on the night on a four-yard run with 10:50 remaining in the game to snap a string of 34 unanswered NIU points. The Northern Illinois run of points began when Garrett Wolfe scored a 50-yard touchdown scamper in the first quarter to trim the lead to 14-7.

Trojans senior DeWhitt Betterson was named the game's offensive MVP after rushing for 150 yards on 25 carries. He also had an apparent 85-yard third quarter touchdown run called back after a fan on the Northern Illinois sideline blew a whistle.

Scoring Summary

TROY - McDowell 1-yard run (Whibbs kick), 10:41, 1st	7-0
TROY - Richardson 23-yard pass from McDowell (Whibbs kick), 6:05, 1st	14-0
NIU - Wolfe 50-yard run (Nendick kick), 4:46, 1st	14-7
NIU - Haldi 1-yard run (Nendick kick), 1:15, 1st	14-14
NIU - Nendick 30-yard FG, 9:49, 2nd	14-17
NIU - Haldi 1-yard run (Nendick kick), 0:34, 2nd	14-24
NIU - Nendick 39-yard FG, 7:50, 3rd	14-27
NIU - Harris 3-yard run (Nendick kick), 14:30, 4th	14-34
TROY - McDowell 4-yard run (Whibbs kick), 10:50, 4th	21-34

Team Statistics

	TROY	NIU
First Downs	13	17
Rushes-Yards	41-170	44-213
Passing Yards	122	146
Passes Att-Comp-Int	22-6-1	24-8-0
Total Offense Plays-Yards	63-292	68-359

RUSHING - (TROY) Betterson 25-150, McDowell 13-29 (2 TD), Richardson 2-3, Dawkins 1-(-1); (NIU) Harris 23-120 (TD), Wolfe 15-84 (TD), Haldi 5-11 (2 TD)

PASSING - (TROY) McDowell 6-20-1-122 (TD), Samples 0-2-0-0; (NIU) Haldi 8-24-0-146

RECEIVING - (TROY) Samples 3-87, Richardson 1-23 (TD), Banks 1-6, Dawkins 1-6; (NIU) Cieslak 2-35, Perez 2-31, Powers 1-47, Sheldon 1-17, Nordin 1-9, Hurd 1-7

2006



TROJANS CLAIM FIRST BOWL VICTORY

NEW ORLEANS, La. - The talk around Troy practice all week leading up to the R+L Carriers New Orleans Bowl was about being the first team in school history to win a bowl game.

The Trojans made sure their first trip to represent the Sun Belt Conference in New Orleans was a memorable one by jumping on the Rice Owls with 21 first quarter points and never looking back in a 41-17 victory in front of 24,791 fans at the Louisiana Superdome.

Junior quarterback Omar Haugabook showed why he was named Sun Belt Player of the Year by running and passing for five touchdowns in earning game Most Valuable Player honors in unanimous fashion.

Haugabook rushed for 92 yards and one score and completed 14 of 28 passes for 217 yards and a New Orleans Bowl record four touchdowns. The Trojans finished the 2006 season with an 8-5 record while Rice closed its year at 7-6.

Defensively, the Trojans held Rice to just 39 rushing yards and 344 yards of total offense. Junior Elbert Mack recorded two of the Trojans' five interceptions in the game, just days after the death of his father in California.

Junior Leodis McKelvin led the game with 11 total tackles. Troy piled up 11 tackles for loss in the game, including four sacks.

Scoring Summary

TROY - Haugabook 2-yard run (Whibbs kick), 10:41, 1st	0-7
TROY - Banks 3-yard pass from Haugabook (Whibbs kick), 9:50, 1st	0-14
RICE - Falco 11-yard pass from Armstrong (Fangmeier kick), 5:12, 1st	7-14
TROY - Terry 56-yard pass from Haugabook (Whibbs kick), 0:02, 1st	7-21
RICE - Fangmeier 43-yard FG, 12:05, 2nd	10-21
TROY - Davis 7-yard pass from Haugabook, 9:41, 2nd	10-28
TROY - Whibbs 25-yard FG, 3:31, 3rd	10-31
TROY - Whibbs 26-yard FG, 9:16, 4th	10-34
RICE - Dillard 1-yard pass from Armstrong (Fangmeier kick), 4:58, 4th	17-34
TROY - Rutledge 5-yard pass from Haugabook (Whibbs kick), 1:56, 4th	17-41

Team Statistics

	RICE	TROY
First Downs	19	15
Rushes-Yards	21-39	33-148
Passing Yards	305	228
Passes Att-Comp-Int	54-35-5	29-15-1
Total Offense Plays-Yards	75-344	62=376

RUSHING - (TROY) Haugabook 14-92 (TD), Cattouse 12-36, Jones 5-18, Bray 1-4, Chandler 1-(-2); (RICE) Armstrong 16-35, Smith 5-4

PASSING - (TROY) Haugabook 14-28-1-217 (4 TD), Bray 1-1-0-11; (RICE) Armstrong 35-54-5-305 (2 TD)

RECEIVING - (TROY) Terry 2-96 (TD), Davis 2-35 (TD), Cattouse 2-19, Banks 2-8 (TD), Hampton 1-28, Jones 1-20, Haugabook 1-11, Rutledge 1-5 (TD), Williams 1-4, East 1-2, Marcus 1-0; (RICE) Dillard 9-71 (TD), Smith 8-75, Falco 6-49 (TD), Smiter 4-48, Dixon 3-22, Henderson 2-10, Wardlow 1-30

2008



TROY MAKES RETURN TRIP TO NEW ORLEANS BOWL

NEW ORLEANS, La. - Sam Glusman's attempt at a game-tying field goal was blocked in the first overtime by Southern Miss defensive back Michael McGee giving USM the 30-27 victory in the 2008 R+L Carriers New Orleans Bowl at the Superdome.

Britt Barefoot tied the game with a 46-yard field goal with 2:57 remaining and Troy could not muster a score on its final drive sending the game to overtime.

Southern Miss lost the toss and went on offense first and after being stopped on third down, settled for a 39-yard field goal and gave the Trojans the ball.

Troy picked up a first down on their possession on a swing-pass to Jerrel Jernigan. Faced with a third-down just three plays later, the conversion failed.

"We knew the game was going to be a close game," Troy head coach Larry Blakeney said. "We knew that both teams would probably score some points. We thought that we would be able to move it a little bit better. I said last week that whoever rushes it the best will wind up winning the game and that's what happened. We got to overtime tied at 27. They get a ricochet field goal for three and we get one blocked. That's about as close as it gets.

"Our kids played hard, played together and never gave up and we lost the game. We are going to get home and get back to work. I'm very proud of this team and especially our seniors for what they have done."

Scoring Summary

TROY - Calvin 17-yard fumble return (Glusman kick), 14:10, 1st	0-7
USM - Baptiste 64-yard pass from Davis (Barefoot kick), 13:22, 1st	7-7
TROY - Burton 4-yard pass from Brown (Glusman kick), 2:58, 1st	7-14
USM - Fletcher 8-yard run (Barefoot kick), 14:25, 2nd	14-14
TROY - Glusman 20-yard FG, 3:03, 2nd	14-17
USM - Barefoot 38-yard FG, 0:00, 2nd	17-17
TROY - Glusman 34-yard FG, 4:34, 3rd	17-20
TROY - Jernigan 6-yard run (Glusman kick), 2:01, 3rd	17-27
USM - Massey 35-yard pass from Davis (Barefoot kick), 7:20, 4th	24-27
USM - Barefoot 46-yard FG, 2:50, 4th	27-27
USM - Barefoot 39-yard FG, OT	27-30

Team Statistics

	USM	TROY
First Downs	20	21
Rushes-Yards	37-146	35-73
Passing Yards	276	255
Passes Att-Comp-Int	34-20-0	44-26-0
Total Offense Plays-Yards	71-422	79-328

RUSHING - (USM) Fletcher 14-78, Davis 18-37, Harrison 5-31; (TROY) Harris 19-52, Moreland 4-28, Jernigan 6-22 (TD), Burton 1-(-2), Brown 5-(-27)

PASSING - (USM) Davis 20-34-0-276 (2 TD); (TROY) Brown 26-43-0-255 (TD), Jernigan 0-1-0-0

RECEIVING - (USM) Baptiste 5-88 (TD), Morris 4-61, Parham 3-26, Fletcher 3-23, Nelson 2-16, Massey 1-35 (TD), Spight 1-18, Brown 1-9; (TROY) Jernigan 9-65, Tate 3-47, Burton 3-30 (TD), Harris 3-20, Williams 2-36, Silvoy 1-16, Turner 1-13, Davis 1-10, Marcum 1-8, Bray 1-7, Terry 1-3

2009



TROY MAKES BACK-TO-BACK BOWL APPEARANCES

MOBILE, Ala. - For the second time in as many seasons, the Troy University Trojans got their post-season hearts broken in the flash of an overtime blocked field goal. This time, in the 2010 GMAC Bowl, it was sophomore Michael Taylor's attempt from 31 yards in the second overtime that was blocked by Central Michigan's Vince Agnew, opening the door for the Chippewas' game-winning 37-yard field goal in a 44-41 victory over Troy.

"I hate [it] for the kids, it hurts them," Troy head coach Larry Blakeney said. "I'm an old guy, I can handle it more readily. When your older and more mature your able to handle winning and losing a little better.

"I'm proud of the Troy fans. They showed up and did their part. They'll be like me, scratching around trying to get back to the GMAC bowl next year. I want to commend everyone from the leadership to the volunteers who took real good care of us."

Taylor connected on a GMAC Bowl record 46-yard field goal at the end of regulation to send the game into overtime after CMU took the lead with just 1:17 to play when Dan LeFevour connected with Bryan Anderson for a 4-yard TD pass.

Levi Brown threw for 386 yards and a touchdown to become the first player in school and Sun Belt history to throw for more than 4,000 yards in a season. Jerrel Jernigan had nine receptions in the game for 154 yards, and became just the fourth player in school history with more than 1,000 receiving yards in a season; he finished the game with 350 all-purpose yards.

Duluan Harris had his first 100-yard rushing game of the season and scored three touchdowns in the game for the Trojans.

Scoring Summary

TROY - Harris 9-yard pass from Brown (Taylor kick), 3:52, 1st	0-7
CMU - Aguila 28-yard FG, 0:10, 1st	3-7
CMU - Aguila 35-yard FG, 8:45, 2nd	6-7
TROY - Taylor 22-yard FG, 3:59, 2nd	6-10
CMU - Aguila 44-yard FG, 1:28, 2nd	9-10
TROY - Southward 1-yard run (Taylor kick), 13:10, 3rd	9-17
CMU - Aguila 42-yard FG, 9:47, 3rd	12-17
CMU - Brown 7-yard run (Aguila kick), 2:46, 3rd	19-17
TROY - Harris 6-yard run (Taylor kick), 0:23, 3rd	19-24
TROY - Harris 1-yard run (Taylor kick), 8:01, 4th	19-31
CMU - Brown 95-yard kickoff return (Aguila kick), 7:47, 4th	26-31
CMU - Anderson 4-yard pass from LeFevour (LeFevour pass), 1:17, 4th	34-31
TROY - Taylor 46-yard FG, 0:31, 4th	34-34
CMU - LeFevour 13-yard run (Aguila kick), OT	41-34
TROY - Southward 1-yard run (Taylor kick), OT	41-41
CMU - Aguila 37-yard FG, 2 OT	44-41

Team Statistics

	CMU	TROY
First Downs	27	31
Rushes-Yards	27-109	39-169
Passing Yards	395	403
Passes Att-Comp-Int	56-33-1	57-32-0
Total Offense Plays-Yards	83-504	96-572

RUSHING - (CMU) - Schroeder 13-73, Brown 4-22 (TD), LeFevour 9-12 (TD), Volny 1-2; (TROY) Harris 14-122 (2 TD), Jernigan 6-39, Southward 10-28 (2 TD), Greer 1-2, Brown 8-(-)12

PASSING - (CMU) LeFevour 33-55-1-395 (TD); (TROY) Brown 31-56-0-386 (TD), Williams 1-1-0-17

RECEIVING - (CMU) Brown 13-178, Anderson 7-84 (TD), Wilson 4-36, Poblah 3-50, Schroeder 3-14, Volny 1-17, Wilson 1-12, Blackburn 1-4; (TROY) Jernigan 9-154, Bruce 4-51, Harris 4-49 (TD), Southward 3-29, Gill 3-28, Cherry 2-26, Williams 2-21, Marcum 2-9, Brown 1-17, Jarboe 1-12, Davis 1-7

2010



TROJANS TRUCK OHIO IN NEW ORLEANS BOWL

NEW ORLEANS, La. - The Trojans made it look easy in the Big Easy as they rolled to a 48-21 victory over the Ohio Bobcats in the 10th Anniversary R+L Carriers New Orleans Bowl.

"We're certainly proud to be sitting here as the victors over Ohio U," Troy head coach Larry Blakeney said. "We prepared well, and I think our kids, after coming back from some pretty tough losses and closing with two wins and being the co-champs, helped motivate us. We haven't won here since we beat Rice. I felt a lot of energy. I wanted to make sure it wasn't just about being in New Orleans."

That "energy" resonated the most through the Trojans freshman quarterback who put on a show for ESPN's national audience.

Bowl MVP Corey Robinson threw for a New Orleans Bowl record 387 yards and four touchdowns as the Trojans' offense racked up 607 total yards on the night.

Jerrel Jernigan added to his NFL resume tape as well in his final game as a Trojan. Jernigan caught seven passes on the night for 48 yards and a touchdown. He also rushed three times for 16 yards and a score, all after being down with the flu.

With the Bobcats' defense focused on double-teaming Jernigan, another star emerged for the Trojans.

Senior TeBiarus Gill had three touchdowns on just four receptions, piling up 80 receiving yards in the game for Troy.

Dujuan Harris also hit his stride in the bowl win, leading all Trojans on the ground with 105 yards rushing, including a touchdown. A 50-yard rush in the third quarter helped him hit triple figures on the night, and two plays later he earned his score.

Scoring Summary

TROY - Jernigan 12-yard run (Taylor kick), 9:52, 1st	0-7
OHIO - Goulet 34-yard pass from Jackson (Weller kick), 4:59, 1st	7-7
TROY - Gill 31-yard pass from Robinson (Taylor kick), 1:57, 1st	7-14
TROY - Jernigan 16-yard pass from Robinson (Taylor kick), 12:42, 2nd	7-21
TROY - Taylor 50-yard FG, 8:33, 2nd	7-24
TROY - Gill 17-yard pass from Robinson (Taylor kick), 2:56, 2nd	7-31
TROY - Gill 26-yard pass from Robinson (Taylor kick), 0:36, 2nd	7-38
TROY - Taylor 33-yard FG, 11:58, 3rd	7-41
OHIO - Foster 5-yard pass from Jackson (Weller kick), 8:31, 3rd	14-41
TROY - Harris 2-yard run (Taylor kick), 6:36, 3rd	14-48
OHIO - Dunlop 18-yard pass (Weller kick), 5:07, 4th	21-48

Team Statistics


	OHIO	TROY
First Downs	14	30
Rushes-Yards	30-99	33-220
Passing Yards	209	382
Passes Att-Comp-Int	22-14-2	43-33-0
Total Offense Plays-Yards	52-308	76-602

RUSHING - (OHIO) Davidson 6-36, Harden 6-25, Jackson 10-20, Bates 5-11, Goulet 2-7, McCrae 1-0; (TROY) Harris 14-105 (TD), Southward 9-75, Jernigan 3-16 (TD), Anderson 2-10, Taylor 1-9, Robinson 1-5, Mitchell 1-3, Grider 1-2

PASSING - (OHIO) Jackson 14-21-1-209 (3 TD), Bates 0-1-1-0; (TROY) Robinson 32-42-0-387 (4 TD), Chandler 1-1-0-(-5)

RECEIVING - (OHIO) Dunlop 4-91 (TD), McCrae 3-24, Goulet 2-40 (TD), Foster 2-28 (TD), Thompson 2-25, Hill 1-1; (TROY) Jernigan 7-48 (1), Gill 4-80 (3 TD), Bruce 4-59, Reeves 4-31, Harris 4-30, Johnson 3-36, Thomas 3-33, Moncrief 2-43, Chandler 1-12, Taylor 1-10

2016



TROY IS BACK – TROJANS DOWN OHIO IN DOLLAR GENERAL BOWL

MOBILE, Alabama – Jordan Chunn rushed for three touchdowns and the Troy defense forced five Ohio turnovers as the Trojans defeated the Bobcats, 28-23, in the 2016 Dollar General Bowl Friday in Ladd-Peebles Stadium.

Troy finished the season 10-3 marking the first time in the school's FBS history that it reached the 10-win plateau. The Trojans finished with a six-win improvement from last season which is tied for the best turnaround in the country.

The Trojans never trailed in the game thanks to Chunn's record-breaking night and a stout defensive performance led by Dollar General Bowl MVP Justin Lucas. Chunn set a Troy bowl record with his three rushing touchdowns, while his first touchdown of the night was the 35th of his career which set the all-time Troy rushing touchdown record.

Lucas recorded one of Troy's four picks in the game in addition to tallying five tackles, a tackle for loss and two quarterback hurries. The Trojans held the Bobcats (8-6) to just six points in the second half and 78 rushing yards in the game; it marked the sixth time this season that Troy has held an opponent under 100 rushing yards.

Troy jumped out to a 28-17 lead on Chunn's third touchdown of the game with just under six minutes to play in the third quarter.

The Trojans wasted no time getting on the board as Brandon Silvers connected with Deondre Douglas for 47 yards down to the Ohio 1-yard line on Troy's first offensive play of the game. Chunn punched it in on the next play at the Trojans led 7-0 just 1:26 into the game.

Chunn rushed for 56 yards on 20 carries, while Silvers finished 24-of-41 for 235 yards and a score through the air. Douglas finished with six catches for a career-high 113 yards, while Emanuel Thompson caught eight passes for 83 yards.

Kris Weatherspoon and Trevon Sanders both recorded the first interceptions of their Troy careers, while Cedarius Rookard picked off his third pass of the season. The Trojans were in the Bobcat backfield most of the night with six quarterback hurries, two sacks and five tackles for loss.

Scoring Summary

TROY – Chunn 1-yard run (Kay kick), 13:34, 1st	7-0
OHIO – White 44-yard pass from Windham (Zervos kick), 8:19, 1st	7-7
TROY – Chunn 3-yard run (Kay kick), 1:14, 1st	14-7
OHIO – Zervos 33-yard field goal, 13:20, 2nd	14-10
TROY – Thompson 11-yard pass from Silvers (Kay kick), 4:52, 2nd	21-10
OHIO – Reid 5-yard pass from Windham (Zervos kick), 0:59, 2nd	21-17
TROY – Chunn 4-yard run (Kay kick), 5:47, 3rd	28-17
OHIO – Zervos 47-yard field goal, 3:28, 3rd	28-20
OHIO – Zervos 37-yard field goal, 3:54, 4th	28-23

Team Statistics

	OHIO	TROY
First Downs	23	17
Rushes-Yards	30-78	31-87
Passing Yards	315	235
Passes Att-Comp-Int	47-23-4	41-24-2
Total Offense Plays-Yards	77-393	72-322

RUSHING - (OHIO) Windham 10-24, Browen 8-23, Hardy 5-21, Smith 1-5, Irons 4-5, White 1-3, TEAM 1-(-3); (TROY) Chunn 20-56 (3 TD), Smith 2-32, Anderson 3-6, Silvers 3-5, TEAM 3-(-12)

PASSING - (OHIO) Windham 23-47-4-315 (2 TD); (TROY) Silvers 24-41-2-235 (TD)

RECEIVING - (OHIO) Reid 12-162 (TD), White 4-64 (TD), Ball 3-31, Smith 2-28, Irons 1-21, Hardy 1-9; (TROY) Thompson 8-83 (TD), Douglas 6-113, Letton 3-12, McCormick 2-11, Davis 2-11, Smith 1-4, Chunn 1-3, Anderson 1-(-2)

2017



TROY SLAMS NORTH TEXAS IN NEW ORLEANS BOWL

NEW ORLEANS – Brandon Silvers accounted for five touchdowns and Troy’s defense recorded six sacks as the Trojans systematically dismantled North Texas, 50-30, at the Mercedes-Super Dome in the R&L Carriers New Orleans Bowl.

Troy set the New Orleans Bowl record and the school’s bowl record for points in a game against their former conference foe. The Trojans have now won nine of the 11 meetings between the two schools all-time.

Silvers was named the New Orleans Bowl MVP after completing 24-of-31 passes for 305 yards and four touchdowns, while rushing for another score. Silvers became the school’s all-time leader in career touchdowns responsible for with 87 as he passed Corey Robinson’s 84.

Troy (11-2) finished the season with 11 wins for just the eighth time in school history and the first at the FBS level. The Trojans have now won 22 of their last 27 games dating back to the 2015 season and are one of just 10 schools in the country with at least 21 wins over the past two seasons.

The Trojans, who were playing without eight normal players on its two-deep, wasted no time showing the Mean Green (9-5), the C-USA West Division champions, what they were in for.

Silvers completed his first 10 pass attempts of the game and Josh Anderson scored twice on the ground in the game’s first five minutes and 39 seconds. Anderson finished with a career-best 113 yards on 22 carries in the game. Damion Willis set a Troy bowl record with 11 catches while his 135 receiving yards were the second most in a bowl game in school history.

His second score followed one of three fumbles recovered by the Trojan defense. Jamal Stodom dropped Mason Fine for a loss 10 yards behind the line of scrimmage and Sam Lebbie fell on the loose ball.

Troy held North Texas to -8 yards rushing in the game thanks to the six sacks and 11 tackles for loss – the Trojans finished the season with 112 tackles for loss, a new school record. It marked the eighth time this season that Troy held an opponent under 100 yards rushing, a new FBS record.

Scoring Summary

TROY – Anderson 1-yard run (Sumpter kick), 10:55, 1st	0-7
TROY – Anderson 2-yard run (Johnson pass from Silvers), 9:21, 1st	0-15
UNT – Bussey 12-yard pass from Fine (Moore kick), 0:55, 1st	7-15
TROY – Willis 7-yard pass from Silvers (Sumpter kick), 14:24, 2nd	22-7
UNT – McDonald 56-yard fumble return (Fine rush fail), 5:49, 2nd	22-13
UNT – Lawrence 13-yard pass from Fine (Moore kick), 0:49, 2nd	22-20
TROY – Silvers 2-yard run (Sumpter kick), 13:33, 3rd	29-20
TROY – McCormick 59-yard pass from Silvers (Sumpter kick), 10:28, 3rd	36-20
UNT – Moore 24-yard field goal, 4:26, 3rd	36-23
TROY – Johnson 20-yard pass from Silvers (Sumpter kick), 2:02, 3rd	43-23
TROY – Willis 10-yard pass from Silvers (Sumpter kick), 4:07, 4th	50-23
UNT – Smiley 17-yard pass from Fine (Moore kick), 0:28, 4th	50-30

Team Statistics


	NORTH TEXAS	TROY
First Downs	22	21
Rushes-Yards	25-(-3)	38-130
Passing Yards	303	305
Passes Att-Comp-Int	54-30-2	31-24-1
Total Offense Plays-Yards	79-300	69-435

RUSHING - (UNT) Johnson 6-26, Smith 6-19, Tucker 4-10, Fine 8-(-58); (TROY) Anderson 22-113 (2 TD), Henderson 5-25, Barker 1-6, McCormick 1-5, Smith 1-4, Silvers 5-1 (TD)

PASSING - (UNT) Fine 30-54-2-303 (3 TD); (TROY) Silvers 24-31-1-305 (4 TD)

RECEIVING - (UNT) Lawrence 6-70 (TD), Bussey 4-64 (TD), Smiley 4-48 (TD), Johnson 4-31, Tucker 4-28, Smith, K. 3-22, Pirtle 2-18, Guyton 1-11, Jackson 1-6, Smith, N. 1-5; (TROY) Willis 11-135 (2 TD), McCormick 5-107 (TD), Johnson 4-39 (TD), Letton 3-18, Anderson 1-6

2018



TROY DOWNS BUFFALO IN FOURTH STRAIGHT BOWL WIN

MOBILE, Alabama – Sawyer Smith threw for four scores and the Trojans defense forced four turnovers as Troy won its school record fourth-straight bowl game, 42-32, over Buffalo in the Dollar General Bowl at Ladd-Peebles Stadium.

Troy (10-3) broke the 10-win threshold for the third-straight season – 31 wins in all – after a dominating second-half performance that limited Buffalo (10-4) to just 8:11 of possession. Both the three straight 10-win seasons and 31 wins are school records.

Smith, who earned MVP honors, had a career game passing the ball, as the sophomore completed 31 passes on 44 attempts. Smith's favorite target was Damion Willis, who he connected with 13 times for 101 yards and two touchdowns – breaking the bowl record for receptions that he set in the New Orleans Bowl last season.

The Bulls found pay dirt on an 11-yard touchdown run just 1:48 into the ballgame, but the Trojans responded on the ensuing drive with a 60-yard score from Sawyer Smith to Tray Eafford. The two teams traded touchdowns in the second quarter, but Buffalo took a 17-14 lead into the break after a last-minute field goal – marking the first time the Trojans have ever trailed at the half in a bowl game.

After the half, Troy marched down the field to retake the lead and pulled off a sneak outside kick in what turned the momentum of the game in the Trojans' favor. Overall, Troy scored on four of their seven possessions in the second half – including the kneel down at the end of the game.

Senior Sidney Davis iced the game with a couple of fourth quarter touchdowns, one receiving and one rushing. Davis caught a 45-yard pass early in the final frame and rushed in from 20 yards out with three minutes remaining.

The Bulls only scores of the second half came on a 93-yard fumble return and a late touchdown pass to cut into the Trojan lead.

The ball-hawking Trojan defense recovered three fumbles and picked off one pass in the game – the squad has forced 14 turnovers in the last three bowl games. Cedarius Rookard led the team with eight tackles and picked off his fifth pass of the season, while Carlton Martial tallied six tackles and forced two fumbles in the game.

Scoring Summary

UB – Patterson 11-yard run (Mitcheson kick), 13:12, 1st	0-7
TROY – Eafford 60-yard pass from Smith, S. (Sumpter kick), 11:47, 1st	7-7
UB – Marks 1-yard run (Mitcheson kick), 11:06, 2nd	7-14
TROY – Willis 7-yard pass from Smith (Sumpter kick), 6:15, 2nd	14-14
UB – Mitcheson 41-yard field goal, 0:52, 2nd	14-17
TROY – Smith, B. 2-yard run (Sumpter kick), 9:41, 3rd	21-17
UB – Hill 93-yard fumble return (Mitcheson kick), 5:23, 3rd	21-24
TROY – Willis 2-yard pass from Smith, S. (Sumpter kick), 14:13, 4th	28-24
TROY – Davis 45-yard pass from Smith, S. (Sumpter kick), 11:25, 4th	35-24
UB – Osborn 3-yard pass from Jackson (Nunn pass from Jackson), 7:24, 4th	35-32
TROY – Davis 20-yard run (Sumpter kick), 3:09, 4th	42-32

Team Statistics

	UB	TROY
First Downs	20	21
Rushes-Yards	33-102	31-113
Passing Yards	274	320
Passes Att-Comp-Int	35-20-1	44-31-0
Total Offense Plays-Yards	68-376	75-433

RUSHING - (BUFFALO) Patterson 15-67 (TD), Marks 10-40 (TD), TEAM 1-(-1), Jackson 7-(-4); (TROY) Smith, B. 20-93 (TD), Davis 1-20 (TD), Jones 1-4, Daughtry-Frye 1-2, Smith, S. 5-(-1), TEAM 3-(-5)

PASSING - (BUFFALO) Jackson 20-35-1-274 (TD); (TROY) Smith, S. 31-44-0-320 (4 TD)

RECEIVING - (BUFFALO) Johnson 5-67, Nunn 4-87, Osborn 4-57 (TD), Mabry 2-17, Marks 2-12, Patterson 1-23, Overton 1-7, Rushing 1-4; (TROY) Willis 13-101 (2 TD), Davis 4-62 (TD), Douglas 4-35, Jones 4-28, Eafford 3-69 (TD), Daughtry-Frye 1-17, Whittemore 1-5, Smith, B. 1-3

2022



NO. 23 TROY RALLIES PAST NO. 22 UTSA IN CURE BOWL; FIFTH STRAIGHT BOWL WIN

ORLANDO – When Troy needed its defense the most, one of the best units in the country stepped up as it had done all season and stuffed UTSA four times from the 5-yard line as No. 23 Troy defeated No. 22 UTSA, 18-12, in the Duluth Trading Cure Bowl at Exploria Stadium.

Troy (12-2) took the six-point lead on a Brooks Buce 27-yard field goal with just over nine minutes to play in the game, but UTSA (11-3) found itself on the Trojan 5-yard line just four plays later following a 53-yard run by Kevorian Barnes.

The Trojans held Barnes to two yards on first down, and the Troy defense forced three straight incompletions from C-USA MVP Frank Harris to turn the Roadrunners over on downs.

Richard Jibunor forced a pair of turnovers, and game MVP KJ Robertson returned an interception 61 yards to pace a Troy defense that forced five UTSA turnovers in the game and shut down one of the nation's most prolific offenses.

The win was Troy's 11th straight dating back to a Hail Mary loss at App State in week three, while the Trojans' 12th win of the season is a new FBS record for the program and ties the school record set by the NCAA Division II National Champion team in 1987 and the 1993 FCS squad.

The 12 points scored by the Roadrunners were their fewest since Oct. 2020, and the loss snapped UTSA's 10-game winning streak. It was Troy's first win over a ranked opponent since defeating No. 22 LSU in 2017.

Kimani Vidal put the Trojans on the board with a 2-yard run in the final seconds of an opening half that saw Troy muster just 66 yards of total offense.

Robertson turned the game on a dime with his fourth career interception. Leading by five and driving late in the third quarter, UTSA faced a 3rd-and-8 from the Troy 9-yard line when Robertson picked off Harris and returned it 61 yards to the UTSA 37-yard line.

Five plays later, Gunnar Watson connected with Rajae' Johnson on a 12-yard strike to put the Trojans in front 13-12; Watson followed with a successful 2-point conversion.

Scoring Summary

UTSA - Safety, 3:58, 1st	2-0
UTSA - Franklin 2-yard pass from Harris (Sackett kick), 12:30, 2nd	9-0
UTSA - Sackett 42-yard field goal, 6:21, 2nd	12-0
TROY - Vidal 2-yard run (Buce kick), 0:50, 2nd	12-7
TROY - Johnson, R. 12-yard pass from Watson (Watson pass), 2:43, 3rd	12-15
TROY - Buce 27-yard field goal, 9:18, 4th	12-18

Team Statistics

	UTSA	TROY
First Downs	20	17
Rushes-Yards	32-147	41-47
Passing Yards	198	113
Passes Att-Comp-Int	23-42-2	13-24-2
Total Offense Plays-Yards	74-345	65-160

RUSHING - (UTSA) Barnes 21-132, Harris 9-14, Carpenter 1-2; (TROY) Vidal 22-73 (TD), Billingsley 8-14, Watson 9-(-38)

PASSING - (UTSA) Harris 23-42-2-198 (TD); (TROY) Watson 13-23-2-113 (TD); Johnson, Tez 0-1-0-0

RECEIVING - (UTSA) Franklin 8-36 (TD), Carpenter 7-59, Cardenas 5-62, Dishman 1-20, Barnes 1-12, Ogle-Kellogg 1-9; (TROY) Johnson, T. 4-40, Stoudemire 3-16, Johnson, R. 2-41 (TD), Vidal 2-7, Ollendieck 1-6, Vice 1-3



SLAY THE

SBC
FOOTBALL
CHAMPIONSHIP

adidas

Cure
FOOTBALL

TROY

20

adidas

adidas

U

ERS

T



Tim Betts



Robert Bradley



Sherrill Busby



Sim Byrd



Blake Carruthers



Jordan Chunn



Mitch Geier



Vince Green



Perry Griggs



Bob Hall



Clifford Ivory



Kerry Jenkins



Marcus Jones



Cameron Kaye



Mark King



Bubba Marriott



Carlton Martial



Leodis McKelvin



Michael Moore



Thomas Olmsted



Dell Pettus



Cleve Roberts



Ronnie Shelley



Eric Sloan



Javon Solomon



Marcus Spriggs



Freddie Thomas



Tim Tucker



Willie Tullis



Mike Turk



Lawrence Tynes



Greg Wright

ALL-AMERICA SELECTIONS

Year	Name, Pos.	Award
1939	Sherrill Busby, Back	AP
1941	Cecil Miller, Tackle	AP Little
1947	Chase Riddle, Back	AP
1949	Chase Riddle, Back	Paul Williamson Little
1960	Bubba Marriott, QB	AP Little
1968	Sim Byrd, QB	NAIA
1969	Ronnie Shelley, S	NAIA
1970	Vince Green, FL	NAIA
1971	Greg Wright, LB	NAIA
1973	Mark King, C	AP
1974	Mark King, C	AP
1976	Perry Griggs, SE	Kodak
1978	Tim Tucker, LB	AP
1980	Willie Tullis, QB	Kodak
1984	Mitch Geier, G	AP
1985	Robert Bradley, LB	Football News
1986	Freddie Thomas, S	Consensus
1987	Freddie Thomas, S	Consensus
1987	Mike Turk, QB	Kodak, Football News
1994	Bob Hall, T	AP, AFCA
1995	Bob Hall, T	AP, AFCA
1996	Pratt Lyons, DE	Consensus
1996	Kerry Jenkins, OL	AFCA
1997	Clifford Ivory, DB	Walter Camp

Year	Name, Pos.	Award
1998	Marcus Spriggs, DE	AP, Walter Camp, ESPN/USA Today
1998	Eric Sloan, DE	Walter Camp
1998	Cleve Roberts, T	Don Hansen
1998	Al Lucas, DT	Don Hansen
1999	Al Lucas, DT	AP, Sports Network, Walter Camp
1999	Michael Moore, OL	AFCA, Walter Camp
1999	Eric Sloan, DE	Walter Camp
2000	Lawrence Tynes, K	AP, Sports Network
2000	Tim Betts, DL	AFCA, AP, Don Hansen
2000	Blake Carruthers, OL	Don Hansen
2002	Thomas Olmsted, P	Sporting News Freshman
2007	Leodis McKelvin, KR	Rivals, Sporting News, Pro Weekly
2013	Jordan Chunn, RB	College Football News Freshman
2017	Marcus Jones, KR	Phil Steele, FWAA Freshman, ESPN Freshman
2018	Carlton Martial, LB	USA Today Freshman, The Athletic Freshman, FWAA Freshman
2019	Carlton Martial, LB	Pro Football Focus
2019	Dell Pettus, S	Pro Football Focus Freshman
2021	Carlton Martial, LB	Pro Football Network
	Javon Solomon, BAN	Pro Football Network
	Cameron Kaye, LS	Special Teams U
2022	Carlton Martial, LB	Phil Steele

ALL-AMERICANS / SPECIAL AWARDS



1. LEODIS MCKELVIN

Leodis McKelvin became Troy's first Football Bowl Subdivision All-American in 2007 when he was named to the Rivals.com All-America Team, The Sporting News All-America First Team and the Pro Football Weekly All-American First Team.

McKelvin, a native of Waycross, Ga., was the only player in the nation to return three punts for touchdowns in 2007. He ranked third in the nation with an average of 18.3 yards per return; that included a 74-yard touchdown against Oklahoma State, an 84-yard score against FIU and a 52-yard touchdown against North Texas.

He also led the Trojans in all-purpose yardage with 1,192 despite not having taken an offensive snap all season. He had 436 yards on 25 punt returns and 765 more yards on 33 kickoffs, recording an impressive 23.2 kickoff return average.

McKelvin finished his Trojan career with seven career combined punt and kickoff returns for touchdowns, one shy of the all-time NCAA record.

An outstanding cover corner, as well, McKelvin recorded 60 total tackles during the season, 52 solo, added two interceptions, 11 pass break-ups and three forced fumbles and excelled against top competition in the Trojans' biggest games such as Oklahoma State, Georgia, Arkansas and Florida.

The Buffalo Bills selected him with the 11th overall pick of the 2008 NFL Draft. McKelvin did not disappoint in his rookie season as he was an All-Pro selection.



2. MARCUS JONES

Marcus Jones became Troy's first All-American in a decade when the freshman was named to the Phil Steele All-America Third Team as a kickoff returner in 2017.

He averaged 30.31 yards per kickoff return in 2017, with a school record three returned for a touchdown. The native of Enterprise, Ala., finished eighth nationally and first among freshmen with his kickoff return average, which also ranked as the fourth-best in Troy and Sun Belt Conference history.

Jones tied an NCAA record when he returned two kickoffs for touchdowns in Troy's victory at Coastal Carolina; he became just the 24th player in FBS history to accomplish the feat. He is one of just six players nationally with four all-purpose plays of 80 or more yards that season and one of six players with three plays of 90 or more yards.

Also a key part of Troy's top-rated defense, Jones intercepted a pass and returned it 100 yards for a touchdown in the Trojans' Sun Belt title clinching victory at Arkansas State. The Sun Belt Freshman of the Year opened the scoring for Troy in the game with a 99-yard kickoff return for a touchdown.

Jones was also named to the Football Writers Association of America Freshman All-America Team and the ESPN Freshman All-America Team.

3. CARLTON MARTIAL

Carlton Martial was named to the Pro Football Focus All-America Second Team following the 2019 season. Martial, a former walk-on, became just the 12th player and first underclassman in the last 20 years at the FBS level to finish a season with at least 100 tackles, 15 tackles for loss and three interceptions. He closed the year with 126 tackles, and 18.5 tackles for loss, and three interceptions.

ALL-AMERICANS / SPECIAL AWARDS



3

Martial was the only player in the country to rank in the top eight nationally in tackles and tackles for loss. He recorded double-digit tackles in seven of Troy's games and added seven or more tackles in four other games. A season after earning multiple Freshman All-America honors and ranking fifth nationally against the run per Pro Football Focus (PFF), Martial was the third rated defensive player in the country (minimum 750 snaps) according to PFF with a 91.3 grade and was ranked as the nation's No. 35 player.

His tackle per game total was the eighth most in the country and the most by a Troy player since 2000. Martial's 18.5 tackles for loss ranked eighth nationally and as the fifth most in Troy history – every player ahead of him on the tackle for loss list went on to play in the NFL. Martial was the only player to rank in the top eight nationally in both tackles and tackles for loss.

Martial was named to the Pro Football Network All-America Team as an honorable mention selection following the 2021 season.

He finished the season with eight more tackles than anyone else in the Sun Belt (player in second place played two more games; Martial averaged 2.08 more tackles per game) and was the only player averaging double-digit tackles per game. Ranked sixth nationally with 10.6 tackles per game and ended the season just 17 tackles shy of the all-time Sun Belt record.

Following the 2021 season, Martial was one of just two players at the FBS level to record more than 425 tackles, 45 tackles for loss and five interceptions in their career – he has 436 tackles, 46 tackles for loss and five interceptions. He is the nation's leading tackler since the start of the 2018 season, with 442 tackles: 66 more than the next closest player. A finalist for the Burlsworth Trophy, Martial had six games with double-digit tackles, including games with 18 and 19 tackles.

He became a three-time All-American as he was named to the Phil Steele Third Team following the 2022 season in which he set the career tackles



4



5

record at the NCAA FBS, Sun Belt and Troy levels. Martial finished third nationally averaging 11.25 tackles per game and was named the Sun Belt Defensive Player of the Year.

4. AL LUCAS

Al Lucas was named the 1999 Buck Buchanan Award winner. This award is given yearly to the top defensive player in the nation at the NCAA Division I-AA level. The award was named after former Grambling State defensive lineman Buck Buchanan, who went on to a stellar career with the Kansas City Chiefs.

Two-time All-American defensive tackle Al Lucas claimed the award after the 1999 season. That year, he led the Trojans with an 11-2 record and a berth in the Division I-AA quarterfinals. He finished with 126 tackles, which ranked second on the team and recorded 20 tackles for loss during the season.

5. NICK COLBERT

Nick Colbert was named a 2000 College Football Scholar-Athlete by the National Football Foundation and College Hall of Fame. He was one 16 award recipients named in 2000 for the award which represents college football's finest student-athletes from all divisions.

Colbert graduated from Troy in May 2001 with his degree in biology and finished with a grade point average better than 3.7. He was an annual member on the school's Provost and Chancellor Lists for academic excellence.



6

6. JAVON SOLOMON

Javon Solomon was named to the Pro Football Network All-America Team as an honorable mention selection in 2021 after he led the Sun Belt in tackles for loss and finished second in sacks. He ranked 12th nationally in tackles for loss (1.38) and eighth in sacks (0.92). The Tallahassee, Fla., native became one of just 31 players since 2000 to record 17 tackles for loss and 11 sacks through the first 10 games of a season; he is one of just nine from a Group of Five school to do so and the only Sun Belt player.

Solomon became just the third FBS player since at least 2000 to record 12 tackles for loss, 7.5 sacks and one interception in the first six games of the season -- Carl Nassib (Penn State, 2015), Elvis Dumervil (Louisville, 2005).

His 17 tackles for loss ranked as the ninth most in a season in Troy history while his 5.0 tackles for loss in Troy's win at Southern Miss set a Troy single-game record. Solomon added 3.5 stops behind the line at ULM, which rank 10th in a single-game in school history. Solomon added 3.5 sacks in the game at Southern Miss, the second-most in Troy history and just a half sack behind Osi Umenyiora's school record.

7. CAMERON KAYE

Cameron Kaye was named to the Special Teams U All-America Third Team in 2021 and was a semifinalist for the Patrick Mannelly Award, which is presented annually to the nation's top long snapper.

A five-year starter for the Trojans, Kaye has amassed more than 500 snaps in his Troy career and had a 99.8 percent success rate on his field goals, extra points and punts snaps.



7



7

8. AUSTIN STIDHAM

Austin Stidham was named a finalist for the 2022 Campbell Trophy, also known as the Academic Heisman. He was flown to Las Vegas for the annual National Football Foundation Awards Ceremony. Additionally, Stidham became just the second three-time Academic All-American in Troy Athletics history.

As a finalist, Stidham received an \$18,000 postgraduate scholarship. Stidham earned his master's degree in education 6-12 with a perfect 4.0 GPA and his bachelor's degree in biology, with a 3.92 GPA; he made just three Bs his entire undergraduate career.


ALL-GULF SOUTH CONFERENCE



DENNIS ANDERSON
Defensive Tackle
First Team, 1973



DICK BENSINGER
Defensive End
First Team, 1971




ROBERT BRADLEY
Wide Receiver
First Team, 1985



GARY BRADSHAW
Defensive End
First Team, 1983



WADE BRANTLEY
Defensive Tackle
First Team, 1971, 72



MATT BRUNSON
Nose Guard
Academic, 1990



TIM BRYAN
Center
First Team, 1981



JIMMY CAMPBELL
Offensive Guard
First Team, 1977
Second Team, 1976



STEVE CAMPBELL
Center
First Team, 1987



THOMAS CLARK
Safety
First Team, 1983



TED CLEM
Kicker
First Team, 1986, 87



GEORGE COKER
Offensive Line
First Team, 1989
Second Team, 1990



WILLIE COLLINS
Defensive Tackle
Second Team, 1984



JOHNNY COWART
Defensive Back
First Team, 1971



KENNY CRAIK
Defensive End
First Team, 1980



JEROME CROWE
Defensive Back
First Team, 1977



MIKE CULBERTSON
Tight End
First Team, 1972, 73




RON DANIELS
Running Back
Second Team, 1977



BILLY DIXON
Tight End
First Team, 1975, 77



TITUS DIXON
Return Specialist
First Team, 1987
Second Team, 1988



JIM DUBOSE
Offensive Tackle
First Team, 1971



MITCH GEIER
Offensive Guard
First Team, 1984
Second Team, 1983




MARTY GILLEY
Offensive Guard
First Team, 1986



BOYD GRANT
Running Back
First Team, 1978



PERRY GRIGGS
Wide Receiver
1st Team, 1974, 76
Offensive POY, 1974



JOHNNY GRIMES
Back
First Team, 1973



RONNIE HANNAH
Offensive Guard
First Team, 1975




GREG HARRIS
Wide Receiver
Second Team, 1987



MICHAEL HERBERT
Linebacker
Second Team, 1989



ANTHONY HENTON
Linebacker
First Team, 1984



TED HORSTEAD
Fullback
First Team, 1984, 85



BRYAN HUBBARD
Linebacker
Second Team, 1988



ED HUGHEY
Linebacker
Second Team, 1988



REGINALD HUTCHINS
Offensive Guard
Second Team, 1988

ALL-GULF SOUTH CONFERENCE



DONNIE JONES
Offensive Guard
First Team, 1974



JAMES JONES
Offensive Tackle
First Team, 1982



MARK KING
Center
First Team, 1973, 74




CHUCK LEANO
Defensive Back
Second Team, 1984



BOBBY LEE
Quarterback
First Team, 1985



STEWART LOWERY
Linebacker
Second Team, 1984



ROBERT MADDOX
Defensive back
First Team, 1976



RICK MAXEY
Linebacker
Second Team, 1977



GREG MCALILEY
Offensive Tackle
First Team, 1972



SCOOTER MCCAIN
Defensive Back
Academic, 1990



DOUG MIMS
Defensive Back
First Team, 1988



KELVIN MURDOCK
Wide Receiver
First Team, 1980, 81



TONY MYRICK
Defensive Back
First Team, 1974



DOUG PARRIS
Defensive Back
Second Team, 1987



JACK PEAVY
Offensive Guard
First Team, 1985



CHARLES PICKETT
Defensive Tackle
First Team, 1976




GERRICK PIMIENTA
Linebacker
First Team 1986, 87, 88



EDDIE PHILLIPS
Center
First Team, 1978



MIKE QUINN
Punter
First Team, 1980



BILL RAGLE
Running Back
First Team, 1971




CALVIN RICHARDSON
Defensive Tackle
First Team, 1977



BRENT ROE
Tight End
First Team, 1987



VIRGIL SEAY
Wide Receiver
First Team, 1979



RAY SELLERS
Offensive Guard
First Team, 1971, 72




CARL SMITH
Wide Receiver
First Team, 1983



HARRIS SPENCER
Defensive Back
First Team, 1980



DAVID SUMMERALL
Defensive End
First Team, 1988



FREDDIE THOMAS
Safety
First Team, 1986, 87
Defensive POTY 1987



TIM TUCKER
Linebacker
First Team, 1976, 77, 78
Defensive POTY, 1978



WILLIE TULLIS
Quarterback
First Team, 1979, 80
Offensive POTY 1980



MIKE TURK
Quarterback
First Team, 1985, 86, 87
Offensive POTY 1986, 87




SULLIVAN WALKER
Running Back
First Team, 1976, 77




SHERMAN WILKINSON
Defensive Back
First Team, 1979, 80
Defensive POTY 1980



BART WILLIAMS
Center
First Team, 1984



GREG WRIGHT
Linebacker
First Team, 1971
Defensive POTY, 1971



MATT ALLEN
Punter
Second Team, 2000
Hon. Mention, 1999



CHRIS ARCHIE
Defensive Back
Hon. Mention, 2000



TIM BETTS
Defensive End
First Team, 2000
Second Team, 1999



SHANE BLACK
Defensive Back
First Team, 1996



THAD BUTTONE
Fullback
First Team, 2000
Hon. Mention, 1998,99




JIM BYERLY
Offensive Line
Second Team, 1998



BLAKE CARRUTHERS
Offensive Line
First Team, 2000
Hon. Mention, 1999



DEMONTRAY CARTER
Running Back
Second Team, 2000



JONATHAN CARTER
Wide Receiver
First Team, 2000



SCOTT CHILDERS
Offensive Line
First Team, 1996



NICK COLBERT
Linebacker
First Team, 2000



MATT DAVIS
Offensive Line
Second Team, 1996
Hon. Mention, 1997



STAN DAVIS
Quarterback
Hon. Mention, 1996



GERRELL DEBARDELEBEN
Defensive Line
Hon. Mention, 1997



ERIC DIVENS
Tight End
Hon. Mention, 1997



AARON FIELDS
Defensive End
First Team, 1999



RYAN GRAHAM
Safety
Hon. Mention, 1996



ARRID GREGORY
Running Back
First Team, 1996



BRENT HARRISON
Right Guard
Hon. Mention, 2000




T.J. HEATHERLY
Safety
Hon. Mention, 1997



MATT HUERKAMP
Kicker
Second Team, 1996



CLIFFORD IVORY
Cornerback
First Team, 1997



JOE JACKSON
Running Back
Second Team, 1996
Hon. Mention, 1997



KERRY JENKINS
Offensive Line
First Team, 1996



PHILLIP JONES
Running Back
Second Team, 1998, 99



REGGIE LOWE
Defensive Line
First Team, 1997
Second Team, 1996



AL LUCAS
Defensive Line
First Team, 1998, 99



LENNY LUCAS
Tight End
Second Team, 1999
Hon. Mention, 1998




PRATT LYONS
Defensive End
First Team, 1996
Defensive POY, 1996



VERNON MARABLE
Left Guard
Second Team, 2000



BRENT MCALILEY
Offensive Line
Second Team
1999, 2000



ANTONIO MCCLAIN
Defensive Line
Hon. Mention, 1998



JIMMY MCCLAIN
Linebacker
Second Team
1999, 2000




ADRIAN MOORE
Tight End
Second Team, 2000



MOOKIE MOORE
Offensive Line
First Team, 1999


ALL-SOUTHLAND CONFERENCE / ALL-INDEPENDENT




STACY MURRY
Defensive Line
First Team, 1996




BROCK NUTTER
Quarterback
First Team, 2000
Hon. Mention, 1999



DAVID PHILYAW
Defensive Back
Hon. Mention, 2000




MARENO PHILYAW
Wide Receiver
Second Team, 1999
Hon. Mention, 1998



ANTHONY RABB
Linebacker
First Team, 1998-99
Hon. Mention, 1997
Defensive POY, 1999




RAYSHUN REED
Cornerback
Hon. Mention, 2000



CLEVE ROBERTS
Offensive Line
First Team, 1997, 98



LEONARD SHAUGHNESSY
Offensive Line
Hon. Mention, 1998



DEMETRIC SHIPMAN
Defensive Back
First Team, 1996



ERIC SLOAN
Defensive Back
First Team, 1998, 99
Second Team (RS), 1999



WILLIE SMITH
Linebacker
First Team, 1996



MARCUS SPRIGGS
Defensive Line
First Team, 1997, 98



SHAWN STUCKEY
Linebacker
First Team, 1997
Hon. Mention, 1996




ANDY SWAFFORD
Return Specialist
Second Team, 1997




JULIUS TERRELL
Safety
Hon. Mention, 1998



CHARLES THOMAS
Offensive Line
First Team, 2000
Hon. Mention, 1999



ANTONIO THOMPSON
Safety
First Team, 1998
Hon. Mention, 1999



OSI UMENYIORA
Defensive End
Second Team, 2000



LAWRENCE TYNES
Kicker First Team, 2000
Second Team, 1999
Hon. Mention, 1998



DALE WATSON
Linebacker
Second Team, 1996



DAVERN WILLIAMS
Defensive Line
Hon. Mention, 2000



POP WILLIAMS
Wide Receiver
Hon. Mention, 1999



NAAZIR YAMINI
Linebacker
Hon. Mention, 2000



DERRICK ANSLEY
Safety
2003



DEMONTRAY CARTER
Running Back
2001



BRANDEN HALL
Offensive Tackle
2003



ADRIAN MOORE
Tight End
2003



THOMAS OLMSTED
Punter
2003



RAYSHUN REED
Cornerback
2001, 2003



OSI UMENYIORA
Defensive End
2002



DeMARCUS WARE
Defensive End
2002, 2003

ALL-SUN BELT (2004 - PRESENT)



DERRICK ANSLEY
Defensive Back
First Team, 2004



DeWHITT BETTERSON
Running Back
First Team, 2004



JUNIOR LOUISSAINT
Offensive Line
First Team, 2004



DEMARCUS WARE
Defensive Line
First Team, 2004



BERNARD DAVIS
Linebacker
Second Team, 2004



ROBBIE FARMER
Linebacker
Second Team, 2004



JOHNNY FAULK
Defensive Back
Second Team, 2004



HENRY TELLIS
Offensive Line
Second Team, 2004



ERIC THOMAS
Defensive Line
Second Team, 2004



BERNARD DAVIS
Linebacker
First Team, 2005



JOHNNY FAULK
Defensive Back
First Team, 2005



LEODIS MCKELVIN
Return Specialist
First Team, 2005



GARY BANKS
All-Purpose
Second Team, 2005



TORRE LANKFORD
Defensive Line
Second Team, 2005



LEVERNE JOHNSON
Linebacker
Hon. Mention, 2005



THOMAS OLMSTED
Punter
Hon. Mention, 2005



GARY BANKS
Wide Receiver
First Team, 2006



BRANNON CONDREN
Defensive Back
First Team, 2006



OMAR HAUGABOOK
Quarterback
First Team, 2006



ZACH YENSER
Offensive Line
First Team, 2006



KIRBIE BODIFORD
Offensive Line
Second Team, 2006



FRANKLIN LLOYD
Defensive Line
Second Team, 2006



LEODIS MCKELVIN
Return Specialist
Second Team, 2006



KENNY CATTOUSE
Running Back
Hon. Mention, 2006



BORIS LEE
Linebacker
Hon. Mention, 2006



BORIS LEE
Linebacker
First Team, 2007



ELBERT MACK
Defensive Back
First Team, 2007



LEODIS MCKELVIN
Return Specialist
First Team, 2007



DION SMALL
Offensive Line
First Team, 2007



GREG WHIBBS
Kicker
First Team, 2007



GARY BANKS
Wide Receiver
Second Team, 2007



KENNY CATTOUSE
Running Back
Second Team, 2007



OMAR HAUGABOOK
Quarterback
Second Team, 2007



KENNY MAINOR
Defensive Line
Second Team, 2007



LEODIS MCKELVIN
Defensive Back
Second Team, 2007



SHAWN TODD
Defensive Line
Second Team, 2007



CHRIS JAMISON
Offensive Line
Hon. Mention, 2007



SHERROD MARTIN
Defensive Back
Hon. Mention, 2007



CHRIS JAMISON
Offensive Line
First Team, 2008



JERREL JERNIGAN
Wide Receiver
First Team, 2008



BRANDON LANG
Defensive Line
First Team, 2008



BORIS LEE
Linebacker
First Team, 2008



SHERROD MARTIN
Defensive Back
First Team, 2008



TERENCE MOORE
Defensive Back
First Team, 2008



CAMERON SHEFFIELD
Defensive Line
First Team, 2008



DION SMALL
Offensive Line
First Team, 2008



DION GALES
Defensive Line
Second Team, 2008



SAM GLUSMAN
Kicker
Second Team, 2008



DUJUAN HARRIS
Running Back
Second Team, 2008



TAVARES WILLIAMS
Defensive Back
Second Team, 2008



BEAR WOODS
Linebacker
Second Team, 2008



KENNARD BURTON
Wide Receiver
Hon. Mention, 2008



STEVE MCLENDON
Defensive Line
Hon. Mention, 2008



LEVI BROWN
Quarterback
First Team, 2009



TYLER CLARK
Offensive Line
First Team, 2009



DANNY FRANKS
Offensive Line
First Team, 2009



JERREL JERNIGAN
Wide Receiver
All-Purpose
First Team, 2009




BRANDON LANG
Defensive Line
First Team, 2009



BORIS LEE
Linebacker
First Team, 2009



BEAR WOODS
Linebacker
First Team, 2009



KEVIN DIXON
Defensive Line
Second Team, 2009



COURTLAND FULLER
Defensive Back
Second Team, 2009



JERREL JERNIGAN
Return Specialist
Second Team, 2009



CAMERON SHEFFIELD
Defensive Line
Second Team, 2009



BRYAN WILLIS
Defensive Back
Second Team, 2009



TEBIARUS GILL
Wide Receiver
Hon. Mention, 2009



WILL GOGGANS
Punter
Hon. Mention, 2009



TYLER CLARK
Offensive Line
First Team, 2010



JERREL JERNIGAN
Wide Receiver
All-Purpose
First Team, 2010



JONATHAN MASSAQUOI
Defensive Line
First Team, 2010



MARIO ADDISON
Defensive Line
Second Team, 2010



JAMES BROWN
Offensive Line
Second Team, 2010



JERREL JERNIGAN
Return Specialist
Second Team, 2010



COREY ROBINSON
Quarterback
Second Team, 2010



WILL GOGGANS
Punter
Hon. Mention, 2010



MICHAEL TAYLOR
Kicker
Hon. Mention, 2010



JAMES BROWN
Offensive Line
First Team, 2011



JONATHAN MASSAQUOI
Defensive Line
First Team, 2011



BRYNDEN TRAWICK
Defensive Back
Second Team, 2011



ERIC THOMAS
Wide Receiver
Second Team, 2011



KANORRIS DAVIS
Linebacker
Hon. Mention, 2011



TONY DAVIS
Defensive Line
Hon. Mention, 2011



CHIP REEVES
Wide Receiver
First Team, 2012



BRYNDEN TRAWICK
Defensive Back
First Team, 2012



KYLE WILBORN
Offensive Line
First Team, 2012




DEON ANTHONY
All-Purpose
Second Team, 2012



KANORRIS DAVIS
Linebacker
Second Team, 2012



TONY DAVIS
Defensive Line
Second Team, 2012



SHAWN SOUTHWARD
Running Back
Second Team, 2012



COREY ROBINSON
Quarterback
Hon. Mention, 2012



ERIC THOMAS
Wide Receiver
Hon. Mention, 2012



CAMREN HUDSON
Safety
First Team, 2013



TERRENCE JONES
Offensive Line
First Team, 2013



COREY ROBINSON
Quarterback
First Team, 2013



ERIC THOMAS
Wide Receiver
First Team, 2013



ANTONIO GILLESPIE
Defensive Line
Second Team, 2013



EVAN MCKISSACK
Offensive Line
Second Team, 2013



TYLER ROBERTS
Defensive Line
Second Team, 2013



WILL SCOTT
Kicker
Second Team, 2013




WILL SCOTT
Punter
Second Team, 2013



JORDAN CHUNN
Running Back
Hon. Mention, 2013



BRYAN HOLMES
Wide Receiver
Hon. Mention, 2013



MONTRES KITCHENS
Defensive Back
First Team, 2014




CHANDLER WORTHY
Return Specialist
First Team, 2014




TERRENCE JONES
Offensive Line
Second Team, 2014



CHANDLER WORTHY
All Purpose
Second Team, 2014



BRANDON SILVERS
Quarterback
Newcomer Team, 2014




DALTON BENNETT
Offensive Line
Hon. Mention, 2014



BRANDON BURKS
Running Back
Hon. Mention, 2014



BRYAN HOLMES
Wide Receiver
Hon. Mention, 2014




TYLER ROBERTS
Defensive Line
Hon. Mention, 2014



TYLER ROBERTS
Defensive Line
First Team, 2015




TEDDY RUBEN
Wide Receiver
Second Team, 2015



DALTON BENNETT
Offensive Line
Second Team, 2015



MONTRES KITCHENS
Defensive Back
Second Team, 2015



TEDDY RUBEN
Return Specialist
Second Team, 2015




TEDDY RUBEN
All-Purpose
Second Team, 2015




WILLIAM LLOYD
Linebacker
Newcomer Team, 2015




BRANDON BURKS
Running Back
Hon. Mention, 2015



RASHAD DILLARD
Defensive Line
Hon. Mention, 2015



ANTONIO GARCIA
Offensive Line
Hon. Mention, 2015



BRANDON SILVERS
Quarterback
Hon. Mention, 2015



JORDAN CHUNN
All Purpose
First Team, 2016



JORDAN CHUNN
Running Back
First Team, 2016




RASHAD DILLARD
Defensive Line
First Team, 2016



JABIR FRYE
Return Specialist
First Team, 2016




ANTONIO GARCIA
Offensive Line
First Team, 2016



BRANDON SILVERS
Quarterback
First Team, 2016



EMANUEL THOMPSON
Wide Receiver
First Team, 2016



DEONDRE DOUGLAS
Wide Receiver
Second Team, 2016



TYLER LASSITER
Offensive Line
Second Team, 2016



JALEN ROUNTREE
Defensive Back
Second Team, 2016



RYAN KAY
Kicker
Honorable Mention, 2016



WILLIAM LLOYD
Linebacker
Honorable Mention, 2016



KAMRYN MELTON
Defensive Back
Honorable Mention, 2016



BARON POOLE
Defensive Line
Honorable Mention, 2016



KRIS WEATHERSPOON
Defensive Back
Newcomer Team, 2016



BLACE BROWN
Defensive Back
First Team, 2017



HUNTER REESE
Defensive Line
First Team, 2017



STEVEN ROWZEE
Offensive Line
First Team, 2017



JORDAN CHUNN
Running Back
Second Team, 2017



TRISTAN CROWDER
Offensive Line
Second Team, 2017



DEONTAE CRUMITIE
Offensive Line
Second Team, 2017



DEONDRE DOUGLAS
Wide Receiver
Second Team, 2017



TRON FOLSOM
Linebacker
Second Team, 2017



MARCUS JONES
Return Specialist
All-Purpose
Second Team, 2017



TREVON SANDERS
Defensive Line
Second Team, 2017



JAMAL STODOM
Defensive Line
Second Team, 2017



KIRK KELLEY
Offensive Line
Third Team, 2017



CEDARIUS ROOKARD
Defensive Back
Third Team, 2017



ANTIONE BARKER
Defensive Line
Honorable Mention, 2017



BRANDON SILVERS
Quarterback
Honorable Mention, 2017



MARCUS WEBB
Defensive Line
Honorable Mention, 2017



DAMION WILLIS
Wide Receiver
Honorable Mention, 2017



MARCUS JONES
Return Specialist
First Team, 2018



KIRK KELLEY
Offensive Line
First Team, 2018



HUNTER REESE
Linebacker
First Team, 2018



CEDARIUS ROOKARD
Defensive Back
First Team, 2018



TREVON SANDERS
Defensive Line
First Team, 2018



B.J. SMITH
Running Back
First Team, 2018



DAMION WILLIS
Wide Receiver
First Team, 2018

ALL-SUN BELT



DEONTAE CRUMITIE
Offensive Line
Second Team, 2018



TRON FOLSOM
Linebacker
Second Team, 2018



MARCUS JONES
Defensive Back
Second Team, 2018



TYLER SUMPTER
Kicker
Second Team, 2018



ANTIONE BARKER
Defensive Line
Third Team, 2018



BLACE BROWN
Defensive Back
Third Team, 2018



TRISTAN CROWDER
Offensive Line
Third Team, 2018



DEONDRE DOUGLAS
Wide Receiver
Third Team, 2018



J.L. GASTON
Offensive Line
Third Team, 2018



JARVIS HAYES
Defensive Line
Third Team, 2018



TYLER MURRAY
Defensive Back
Third Team, 2018



TYLER SUMPTER
Punter
Third Team, 2018



SIDNEY DAVIS
Wide Receiver
Honorable Mention, 2018



TERENCE DUNLAP
Defensive Back
Honorable Mention, 2018



MELVIN TYUS
Defensive Back
Honorable Mention, 2018



MARCUS WEBB
Defensive Line
Honorable Mention, 2018




KALEB BARKER
Quarterback
First Team, 2019



KAYLON GEIGER
Wide Receiver
First Team, 2019



CARLTON MARTIAL
Linebacker
First Team, 2019



WILL SUNDERLAND
Defensive Back
First Team, 2019



WILL CHOLAH
Defensive Line
Second Team, 2019



J.L. GASTON
Offensive Line
Second Team, 2019



KIRK KELLEY
Offensive Line
Third Team, 2019




TYLER SUMPTER
Punter
Third Team, 2019



REGGIE TODD
Wide Receiver
Third Team, 2019



REGGIE TODD
Return Specialist
Third Team, 2019



MARCUS WEBB
Defensive Line
Third Team, 2019



DYLAN BRADSHAW
Offensive Line
Honorable Mention, 2019



KHALIL McCLAIN
Wide Receiver
Honorable Mention, 2019



DELL PETTUS
Defensive Back
Honorable Mention, 2019



AUSTIN STIDHAM
Offensive Line
Honorable Mention, 2019



CARLTON MARTIAL
Linebacker
First Team, 2020



JACK MARTIN
Punter
First Team, 2020




AUSTIN STIDHAM
Offensive Line
First Team, 2020



DYLAN BRADSHAW
Offensive Line
Second Team, 2020



WILL CHOLOH
Defensive Line
Second Team, 2020



TERENCE DUNLAP
Defensive Back
Second Team, 2020



KAYLON GEIGER
Wide Receiver
Second Team, 2020



RICHARD JIBUNOR
Defensive Line
Third Team, 2020



DELL PETTUS
Defensive Back
Third Team, 2020



KJ ROBERTSON
Linebacker
Honorable Mention, 2020



JAVON SOLOMON
Defensive Line
Honorable Mention, 2020



REGGIE TODD
Wide Receiver
Honorable Mention, 2020



KIMANI VIDAL
Running Back
Honorable Mention, 2020



CARLTON MARTIAL
Linebacker
First Team, 2021



JAVON SOLOMON
Defensive Line
First Team, 2021



DYLAN BRADSHAW
Offensive Line
Second Team, 2021



WILL CHOLOH
Defensive Line
Second Team, 2021



AUSTIN STIDHAM
Offensive Line
Second Team, 2021



TJ HARRIS
Defensive Back
Third Team, 2021



RICHARD JIBUNOR
Defensive Line
Third Team, 2021



TEZ JOHNSON
Wide Receiver
Third Team, 2021



CAMERON KAYE
Long Snapper
Honorable Mention, 2021



KJ ROBERTSON
Linebacker
Honorable Mention, 2021



REDDY STEWARD
Defensive Back
Honorable Mention, 2021



KIMANI VIDAL
Running Back
Honorable Mention, 2021



JAKE ANDREWS
Offensive Line
First Team, 2022



WILL CHOLOH
Defensive Line
First Team, 2022



T.J. JACKSON
Defensive Line
First Team, 2022



CARLTON MARTIAL
Linebacker
First Team, 2022



REDDY STEWARD
Defensive Back
First Team, 2022



AUSTIN STIDHAM
Offensive Line
First Team, 2022




RICHARD JIBUNOR
Defensive Line
Second Team, 2022



KIMANI VIDAL
Running Back
Second Team, 2022



JAVON SOLOMON
Defensive Line
Third Team, 2022



TEZ JOHNSON
Wide Receiver
Honorable Mention, 2022



DELL PETTUS
Safety
Honorable Mention, 2022



KJ ROBERTSON
Linebacker
Honorable Mention, 2022



CRAIG SLOCUM
Defensive Back
Honorable Mention, 2022

SUN BELT YEARLY HONORS



SUN BELT YEARLY HONORS



1. LARRY BLAKENEY

Larry Blakeney was named the Sun Belt Conference Coach of the Year after leading Troy to the Sun Belt title in 2008 and 2009 ... the Trojans posted a 14-1 Sun Belt record over that span including the league's first-ever 8-0 record in 2009.

2. NEAL BROWN

Neal Brown was named the 2017 Sun Belt Conference Coach of the Year after leading Troy to its first Sun Belt title since 2010. The Trojans finished the year with a school FBS record 11 wins, including a 50-30 victory in the New Orleans Bowl and a stunning victory at No. 22 LSU.

3. OMAR HAUGABOOK

Omar Haugabook was named the Sun Belt Conference Player of the Year in 2006, the Offensive Player of the Year in 2006 and 2007 and the Newcomer of the Year in 2006. Haugabook registered 208.8 yards of total offense per game and scored 26 total touchdowns (21p, 5r) in 2006. In 2007, Haugabook accounted for 29 touchdowns (18p, 11r) and 299.3 yards of total offense per game -- he led the Trojans to a Sun Belt title both seasons.

4. LEVI BROWN

Levi Brown was named the Sun Belt Player of the Year in 2009, the Offensive Player of the Year in 2009 and the Newcomer of the Year in 2008. Brown passed for 2,030 yards and 15 touchdowns in 2008, while he set a school record with 4,254 passing yards along with 23 touchdowns and 327.8 yards of total offense in 2009 per game -- both seasons were Sun Belt title years.

5. DEMARCUS WARE

Before going on to an illustrious career in the NFL, DeMarcus Ware was named the Sun Belt Conference Defensive Player of the Year in 2004. The future Super Bowl Champion and Pro Football Hall of Famer recorded 19 tackles for loss, 10.5 sacks, 29 quarterback hurries, four forced fumbles and 53 total tackles to help lead Troy to its first FBS Bowl Game (Silicon Valley Classic).

6. RASHAD DILLARD

Rashad Dillard became just the second Troy player to earn Sun Belt Defensive Player of the Year honors when he took home the honors in 2016. Dillard recorded 13.5 tackles for loss, 7.5 sacks, 11 quarterback hurries, an interception and 40 tackles as Troy snapped its five-year bowl drought and earned the first AP Top 25 ranking in school and Sun Belt history.

7. SHAWN SOUTHWARD

Shawn Southward earned Sun Belt Freshman of the Year honors in 2009 after rushing for 602 yards and 12 touchdowns while recording 123 receiving yards as Troy would go on to win the Sun Belt title. Southward would go on to finish his career fourth all-time with 2,793 rushing yards.

8. COREY ROBINSON

Corey Robinson made it back-to-back as he was named the 2010 Sun Belt Freshman of the Year after throwing for 3,726 yards and 28 touchdowns on Troy's Sun Belt championship team. The passing yards rank as the second most in school history and Robinson is Troy's all-time leader in passing yards, completions and touchdowns.

9. MARCUS JONES

Marcus Jones was named the 2017 Sun Belt Freshman of the Year after setting an NCAA record with two kickoff returns for a touchdown in the same game (Coastal Carolina). Jones finished the season with a school record three kickoff returns for a touchdown and added an interception return for a score as well. Jones averaged 30.3 yards per kickoff return as Troy won the Sun Belt title.

10. CHRIS BRADWELL

Chris Bradwell was named the 2007 Sun Belt Conference Newcomer of the Year after recording eight tackles for loss, four sacks, 36 tackles, a forced fumble and two fumble recoveries for Troy's Sun Belt championship team.

12. CARLTON MARTIAL

Carlton Martial was named the 2022 Sun Belt Conference Defensive Player of the Year after he earned four Sun Belt Defensive Player of the Week honors during the season as he set both the Sun Belt and NCAA FBS career tackle records during the year. Troy posted an 11-1 record in games he played, and Martial was a finalist for the Burlsworth Trophy; the nation's top player who began his career as a walk-on. Martial become the first offensive or defensive player to become four-time All-Sun Belt First Team selection in league history after earning the honor in 2019, 2020, 2021 and 2022.

13. JON SUMRALL

Jon Sumrall was named the Sun Belt Coach of the Year after leading the Trojans to their first SBC title in six years, a Troy FBS record 12 wins and No. 19 ranking in the final AP Top 25. Troy won 11 straight games to end the season, second only to National Champion Georgia. The Trojans hosted the SBC Championship Game for the first time in program history, won the Cure Bowl and earned a ranking in the College Football Playoff and USA Today/Coaches Poll for the first time in program history.

A-A-A-A-A-A-A

Abare, Kim (WR - Forsythe, Ga. - 1968)
 Abney, Donald (DB - Monroeville, Ala. - 1980-82)
 Adams, Arthur (DB - Lithonia, Ga. - 2001-04)
 Adams, Bo (QB - Lilburn, Ga. - 1990-91)
 Adams, Hunter (LB - Eclectic, Ala. - 2002)
 Adams, John (OL - Opp, Ala. - 1975-79)
 Adams, Lomax (WR - Columbus, Ga. - 1952)
 Adams, Mark (LB - Huntsville, Ala. - 1979)
 Adams, Rod (S - Oakland, Calif. - 2014)
 Adams, Rusty (K - Brantley, Ala. - 1979-80)
 Adams, Steven (OL - Bruce, Fla. - 2007-09)
 Addison, Mario (DE - Birmingham, Ala. - 2009-10)
 Adkinson, Pat (FB - Samson, Ala. - 1956-59)
 Adkison, Dalton (WR - New Brockton, Ala. - 2019-20)
 Agne, Jeff (DL - Jacksonville, Fla. - 1978-81)
 Agnew, Reggie (LB - Fayette, Ala. - 1993-94)
 Albert, Justin (RB - Prattville, Ala. - 2011-12)
 Alford, Freddy (QB - Bainbridge, Ga. - 1957)
 Alford, Max (WR - Ocilla, Ga. - 1956)
 Allen, Danny (DL - Altamonte Springs, Fla. - 1979)
 Allen, Josh (WR - Tifton, Ga. - 2005-07)
 Allen, Matt (P - Montgomery, Ala. - 1997-2000)
 Alvis, Ken (DB - Demopolis, Ala. - 1995)
 Amerson, Andrew (WR - San Diego, Calif. - 2002)
 Amos, Mike (OL/DL - Troy, Ala. - 1965)
 Anderson, Chris (RB - Ft. Lauderdale, Fla. - 2010-11)
 Anderson, Dennis (DL - Deland, Fla. - 1971-73)
 Anderson, Garrett (TE - Florala, Ala. - 2002)
 Anderson, Jimmie (DB - Round Rock, Texas- 2010-11)
 Anderson, Josh (RB - Douglasville, Ga. - 2014-17)
 Anderson, Larry (OL/DL - Jacksonville, Fla. - 1964)
 Anderson, Matt (TE - Marietta, Ga. - 1995-96)
 Anderson, Mike (DB - Prattville, Ala. - 1978-81)
 Anderson, Rod (OL - Mobile, Ala. - 1980,82)
 Anderson, Walter (DL - Deland, Fla. - 1971)
 Andrews, Jake (OL - Millbrook, Ala. - 2018-22)
 Andrews, Mike (DB - Ocala, Fla. - 1973-74)
 Anglin, Mark (WR - Ft. Walton Beach, Fla. - 1977)
 Ansley, Derrick (DB - Tallassee, Ala. - 2000-04)
 Anthony, Deon (QB - New Iberia, La. - 2012-13)
 Anthony, John (RB - Florala, Ala. - 1978-81)
 Anthony, Jordan (LB - Silver Spring, Md. - 2021)
 Aplin, Charles (RB/DB - Florala, Ala. - 1960-63)
 Archie, Chris (DB - Milton, Fla. - 1997-2000)
 Armbruster, Matt (OL - Talladega, Ala. - 1998-99)
 Armstrong, Karl (LB - Montgomery, Ala. - 1975-77)
 Armstrong, Mike (LB - Montgomery, Ala. - 1994)
 Armstrong, Rob (DL - Graceville, Fla. - 1990)
 Arnold, Donnie (DB - Thomasville, Ala. - 1980-83)
 Arnold, Jimmie (OL - Belle Glade, Fla. - 2009-13)
 Arrington, Wayne (DL - Thomasville, Ga. - 1980)
 Arukwe, Stanley (WR - Tracy, Calif. - 2011)
 Athey, Dan (WR - Burkville, Ala. - 1952-53)
 Athey, Scott (OL/DL - Burkville, Ala. - 1952)
 Aultman, Marion (OL/DL - Panama City, Fla. - 1951)
 Austin, Buddy (RB - Troy, Ala. - 1981)
 Austin, Rob (TE - Ft. Payne, Ala. - 2002,04-06)

Autrey, Mark (DL - Greenville, Ala. - 1976-77)
 Avinger, Kenneth (OL/DL - Opp, Ala. - 1948)
 Awtrey, Jack (RB/DB - Manchester, Ga. - 1959)

B-B-B-B-B-B-B

Babb, Ryan (FB - Phenix City, Ala. - 2004-06)
 Bacon, Dominique (DL - St. Petersburg, Fla. - 2003)
 Bailey, Antonio (WR - Columbus, Ga. - 2009)
 Baker, Ben (RB/DB - Louisville, Ala. - 1958, 62-64)
 Baker, Joel (OL - Owens Crossroads, Ala. -1971- 72)
 Baldwin, Ted (WR - Americus, Ga. - 1956)
 Ball, Eric (OL - Cocoa, Fla. - 1975-77)
 Banister, Mark (WR - College Park, Ga. - 1979)
 Banks, Gary (WR - Melvin, Ala. - 2004-07)
 Banks, Steve (QB - Prattville, Ala. - 1973-76)
 Banks, Willie (LB - Dothan, Ala. - 1987-90)
 Bankston, Morris (LB - Ozark, Ala. - 1985-88)
 Barber, Cecil (RB/DB - Brinson, Ga. - 1967-69)
 Barber, Jabre (WR - Dothan, Ala. - 2020-22)
 Bardon, Jim (OL/DL - Tuscaloosa, Ala. - 1965)
 Barefield, Keith (FB - Eufaula, Ala. - 1974)
 Barker, Antione (DE/DT - Pensacola, Fla. - 2016-18)
 Barker, Kaleb (QB - Decatur, Ala. - 2016-19)
 Barker, Melvin (LB - Tallassee, Ala. - 1971)
 Barker, Steve (RB - Birmingham, Ala. - 1975)
 Barkley, Desmond (DT - Stockbridge, Ga. - 2019)
 Barkley, Jamie (QB - Burkville, Ala. - 1977)
 Barnes, Kenneth (RB/DB - Mableton, Ga. - 1964)
 Barnes, Randy (QB - Bonifay, Fla. - 1987-88)
 Barnes, Tim (WR - Winfield, Ala. - 1983-84)
 Barnett, Chris (OL - Troy, Ala. - 1980)
 Barrett, Bobby (DB - Auburn, Ala. - 1982-84)
 Barrett, Devan (DB - Tampa, Fla. - 2021)
 Barrow, Jim (WR/LB - Brewton, Ala. - 1963-66)
 Barto, Montae (FB - Baker, Fla. - 2017)
 Bassett, Carlos (OL/DL - Roanoke, Ala. - 1948)
 Bassett, Richard (FB - Troy, Ala. - 1972-74)
 Bassett, Wally (WR - Byron, Ga. - 1962-64)
 Bates, Gordon (OL/DL - LaGrange, Ga. - 1961)
 Bates, Robert (FB/OL/DL - Rome, Ga. - 1962-63)
 Batie, James (WR - Columbus, Ga. - 1971)
 Batson, Terry (DL - Blountstown, Fla. - 1984-85)
 Bean, Erchell (WR - Clanton, Ala. - 1948)
 Beane, Billy (RB/DB - Sylacauga, Ala. - 1951-52)
 Bearden, Hansell (QB - Cairo, Ga. - 2001-03)
 Beavers, Jim (RB/DB - Tallassee, Ala. - 1948)
 Beck, Ersell (RB/DB - Sweetwater, Ala. - 1951)
 Beckwith, Marquell (RB - Montgomery, Ala. - 2014)
 Bell, Gerald (OL - Bessemer, Ala. - 2018)
 Bell, T.J. (WR - Merritt Island, Fla. - 2017)
 Benjamin, Antwan (LB - Rochelle, Ga. - 2018)
 Bennett, Dalton (OL - Marianna, Fla. - 2012-15)
 Bensinger, Dick (WR- Birmingham, Ala. - 1969-71)
 Bensinger, James (OL - Birmingham, Ala. - 1968)
 Bentley, Jarvis (WR - Columbus, Ga. - 2014-15)
 Benton, Rick (OL - Ellenwood, Ga. - 1975)
 Berry, Ronald (RB - Marbury, Ala. - 1972)
 Bessant, Brach (LB - Lake City, Fla. - 2011-12)

Best, Karl (DB - Daleville, Ala. - 1970,71)
 Betterson, DeWhitt (RB - Starke, Fla. - 2001-04)
 Betts, Grant (OL - Spanish Fort, Ala. - 2018-22)
 Betts, Ira (WR - Montgomery, Ala. - 1958)
 Betts, Tim (DL - Pensacola, Fla. - 1997-00)
 Beverly, Jerry (RB - Troy, Ala. - 1981-83)
 Beverly, Shaq (DB/LB, Jacksonville, Fla. - 2012-14)
 Biddle, Alan (LB - Valley Head, Ala. - 1979-81)
 Biggs, Kannon (OL - Athens, Ala. - 2019-21)
 Bilbray, Maris (K - Winter Haven, Fla. - 1980)
 Billew, Dale (OL/DL - Lawrenceville, Ga. - 1967)
 Billingsley, DK (RB - Scottsboro, Ala. - 2018-21)
 Birmingham, John (RB - Alexander City, Ala. - 2008-09)
 Bivens, Isaac (WR - Pelham, Ala. - 2009)
 Bjorgan, Jon (OL - Panama City, Fla. - 1982-85)
 Blair, Curtis (1972)
 Black, Lance (WR - Mt. Airy, Ga. - 1997,99-2000)
 Black, LeBarron (RB - Springfield, Fla. - 1999-02)
 Black, Shane (DB - Clarksville, Ga. - 1993-96)
 Blackmon, Ben (QB - Montgomery, Ala. - 1998-99)
 Blackmon, Ray (OL/LB - Rehobeth, Ala. - 1984-87)
 Blackwell, Gary (LB - Opp, Ala. - 1985-88)
 Blanton, Chris (RB - Covington, Ga. - 2009-10)
 Blatt, Tanner (RB - Opelika, Ala. - 2019)
 Bledsoe, Mike (OL/DL - Cantonment, Fla. - 1964-65)
 Blevins, Tommy (TE - Florence, Ala. - 2012-15)
 Blow, Daryl (NG - Lakeland, Fla. - 1985-88)
 Boan, Donald (WR - Bay Minette, Ala. - 1956)
 Bodiford, Kirbie (OL - Montgomery, Ala. - 2003-06)
 Bohannon, Larry (RB/DB/QB - Trion, Ga. 1951,53)
 Boles, John (RB/DB - Shorter, Ala. - 1951)
 Bolton, Bob (WR - Sylacauga, Ala. - 1956-57)
 Bonner, Britton (FB - Foley, Ala. - 1992-94)
 Bonner, Jerry (WR - Robertsedale, Ala. - 1962)
 Booher, Monte (DL - Milton, Fla. - 1979)
 Booker, Chris (OL - Evergreen, Ala. - 1975)
 Booth, Roy (WR - Columbus, Ga. - 1957)
 Boring, Johnathan (OL - Lexington, S.C. - 2013-15, 17)
 Bostian, Donnie (OL - Warner Robins, Ga. - 2002-04)
 Boteler, Drew (K - Florence, Miss. - 2001)
 Boudreaux, Brandon (DE - Auburn, Ala. - 2008-11)
 Bowden, Mike (QB - Lakeland, Fla. - 1979)
 Bowen, Eric (OL/DL - Highland Home, Ala. - 1965)
 Bowen, Jimmy (OL - Eastman, Ga. - 1977)
 Bowens, Chris (DB - Columbus, Ga. - 2006-09)
 Bowers, Edward (WR - Montgomery, Ala. - 1951)
 Bowie, Dwight (LB - Pell City, Ala. - 1977)
 Boyd, Bo (OL - Elba, Ala. - 1996-98)
 Boyd, Breylan (DB - Covington, Ga. - 2009)
 Boyd, Tom (RB/DB - Autaugaville, Ala. - 1956)
 Boyd, Travis (WR - Lacey's Spring, Ala. - 2007-09)
 Boyd, Vinston (RB - Lanett, Ala. - 1972-75)
 Boyer, Stephen (OL - Ft. Pierce, Fla. - 1996)
 Boyles, Steve (LB - Ocala, Fla. - 1975-76)
 Boylston, Rob (LB - Tucker, Ga. - 1980)
 Bozeman, Ted (QB - Lowndesboro, Ala. - 1956)
 Bozeman, Travis (DB - Wetumpka, Ala. - 1999-00)
 Brackin, Richard (TE - Ozark, Ala. - 1984-85)
 Bradberry, Joe (OL/DL - Brewton, Ala. - 1962)

ALL-TIME LETTERMEN

Bradley, Robert (LB/DB - Brandon, Fla. - 1982-85)
Bradshaw, Dylan (OL - Enterprise, Ala. - 2017-21)
Bradshaw, Gary (DL - Elba, Ala. - 1980-83)
Bradwell, Chris (DL - Jacksonville, Fla. - 2007)
Brady, Daniel (WR - Prattville, Ala. - 1992-95)
Brand, Eddie (OL/DL - Enterprise, Ala. - 1966)
Branner, Zach (OL - Huntsville, Ala. - 2016-18)
Brannon, Gene (QB - Hahira, Ga. - 1958)
Brantley, James (OL - Dublin, Ga. - 1978)
Brantley, Wade (DL - Augusta, Ga. - 1971-72)
Bray, Justin (DB/WR - LaGrange, Ga. - 2006-09)
Brazzell, Phillip (QB - Dothan, Ala. - 1976-77)
Brentnell, Mike (DB - St. Petersburg, Fla. - 1980)
Brewer, David (LB - Montgomery, Ala. - 1973-74)
Brewer, Tommy (QB - Lanett, Ala. - 1964-66)
Brewster, Mike (LB - Gadsden, Ala. - 1982-85)
Brewster, Mitch (DL - Gadsden, Ala. - 1982-83)
Bridewell, David (OL/DL - McCalla, Ala. - 1951)
Bridges, James (WR - Coy, Ala. - 1964-65)
Bridges, Zo (BAN - Opelika, Ala. - 2016-17, 19)
Bright, Emmett (DB - Lawtey, Fla. - 1979-80)
Brinsfield, Paul (OL/DL - Atlanta, Ga. - 1966-69)
Brunum, Frank (WR - Columbus, Ga. - 1956)
Broadhurst, Blake (WR - Viera, Fla. - 2002-05)
Brooks, Brandon (WR - Jacksonville, Fla. - 2013-14)
Brooks, Bruce (DL - Sylacauga, Ala. - 1972-75)
Brooks, Cedrick (DB - West Point, Ga. - 1991-94)
Brooks, Justin (RB - Dothan, Ala. - 2006)
Brooks, Kerry (CB - Smiths Station, Ala. - 1987)
Brooks, Lee (1991)
Brooks, Leo (OL/DL - Bainbridge, Ga. - 1956-58)
Brooks, Preston (1986)
Brooks, Richard (OL - Griffin, Ga. - 1968)
Brown, Bill (RB/DB - Headland, Ala. - 1960)
Brown, Blace (WR - Canton, Ga. - 2014, 16-18)
Brown, Daniel (WR - Belle Glade, Fla. - 1997-98)
Brown, Demontrez (WR - Madison, Ala. - 2018-19, 21-22)
Brown, Doug (QB/RB - Billingsley, Ala. - 1981-84)
Brown, Eddie (LB - Birmingham, Ala. - 1971)
Brown, James (OL - Magnolia, Miss. - 2009-11)
Brown, Jimmy (DL - Live Oak, Fla. - 1987-90)
Brown, Josh (CB - Valdosta, Ga. - 2020)
Brown, Larry (DE - Cairo, Ga. - 2002-05)
Brown, Letrell (WR - Orlando, Fla. - 1995-98)
Brown, Levi (QB - Mt. Juliet, Tenn. - 2008-09)
Brown, Marion (WR - Tuskegee, Ala. - 1978-80)
Brown, Phyl (DB - Live Oak, Fla. - 1986-89)
Brown, Shakel (DT - Miami, Fla. - 2020-22)
Brown, Tony (1980)
Brownell, Josh (RB - Geneva, Ala. - 2006)
Browner, Brian (DL - Cornelia, Ga. - 1992,93)
Bruce, James (QB/FB - Andalusia, Ala. - 1960,61)
Bruce, Jason (WR - Natchez, Miss. - 2009-10)
Brundidge, Eddie (RB - Dozier, Ala. - 1983-86)
Brunson, Don (FB - Elba, Ala. - 1956)
Brunson, Matt (DL - Baker, Fla. - 1988-91)
Bryan, Brannon (LB - Andalusia, Ala. - 2009-12)
Bryan, Eddie (OL/DL - Elba, Ala. - 1967-68)
Bryan, Tim (OL - Brantley, Ala. - 1978-81)

Bryant, Alvin (WR - Orlando, Fla. - 2017)
Bryant, JT (DT - Pensacola, Fla. - 2017-18)
Bryant, T.J. (DB - Tallahassee, Fla. - 2012)
Buce, Brooks (K - Johns Creek, Ga. - 2021-22)
Buckman, Ricky (RB - Jacksonville, Fla. - 1971-72)
Burgess, Rick (1983)
Burgess, Rodney (DB - Opelika, Ala. - 1973)
Burks, Brandon (RB - Daleville, Ala. - 2012-15)
Burk, Kenny (TE - Flomaton, Ala. - 1980-82)
Burke, Jack (OL/DL - Augusta, Ga. - 1948)
Burlison, Rex (QB - Montgomery, Ala. - 1963)
Burnham, Josh (CB - Columbus, Ga. - 2013-15)
Burns, Tyler (OL - Glen St. Mary, Fla. - 2020-21)
Burroughs, Ron (OL/DL - Savannah, Ga. - 1961-64)
Burrows, John (OL/DL - St. Cloud, Fla. - 1963)
Burt, Carson (OL - Fort Payne, Ala. - 2020-22)
Burt, Ty (LB - Prattville, Ala. - 2012)
Burton, Kennard (WR - Pahokee, Fla. - 2007-08)
Bush, Charles (LB - Blakely, Ga. - 1989-92)
Butler, Deandre (OL/DL - Opelika, Ala. - 2020-22)
Butler, John (S - Sebastian River, Fla. - 2022)
Butterworth, Robert (FB - Talladega, Ala. - 1969-70)
Buttone, Thad (FB - Atlanta, Ga. - 1997-2000)
Butts, Johnny (RB - Columbiana, Ala. - 1984-86)
Byerly, Jim (OL - Apopka, Fla. - 1995-98)
Bynum, Derek (QB - Enterprise, Ala. - 1999-2001)
Byrd, Sim (QB - Montgomery, Ala. - 1966-68)
Byrd, Vinston (RB - Lanett, Ala. - 1974)

C-C-C-C-C-C-C

Cain, David (DL - Jacksonville, Ala. - 2006)
Cain, Demetrius (S - Hazlehurst, Miss. - 2015)
Caldwell, Jim (OL - Bay Minette, Ala. - 1969-70)
Caldwell, Johnny (RB/DB - Thomaston, Ala. - 1966)
Caldwell, Mike (FB - Swainsboro, Ga. - 1967)
Calhoun, Ethan (OL - Phenix City, Ala. - 2016-17)
Calhoun, Larry (RB/DB - Colquitt, Ga. - 1952-53)
Calloway, Marcus (DL - Prattville, Ala. - 1968-71)
Calloway, Seth (DT/DE - Ariton, Ala. - 2014-17)
Calvert, Jerome (WR - Atlanta, Ga. - 1994)
Calvert, Murly (FB - Fairhope, Ala. - 1964)
Calvin, Jorrick (DB - Baton Rouge, La. - 2008)
Campbell, Don (OL/DL - Bradenton, Fla. - 1965)
Campbell, Jimmy (OL - Dadeville, Ala. - 1974-77)
Campbell, Steve (C - Cantonment, Fla. - 1986-87)
Canton, Eli (LB - Hernando, Miss. - 2012-13)
Capers, David (DL - Columbus, Ga. - 1980-82)
Caraway, Bo (K - Florala, Ala. - 1974)
Carbine, Caleb (OL - Florence, Ala. - 2012-14)
Carlton, Chase (DL - Fairhope, Ala. - 2003)
Carlton, Marvin (RB/DB - Tallassee, Ala. - 1948)
Carmichael, Buster (DL - Enterprise, Ala. - 1976)
Carroll, Billy (OL - Atlanta, Ga. - 1971)
Carroll, Breck (DL - Alabaster, Ala. - 1991-94)
Carruthers, Blake (OL - Norman Park, Ga. - 1997-00)
Carroll, Rhoderick (RB - Prattville, Ala. - 2005)
Carswell, Harold (LB - Hollywood, Fla. - 1984-86)
Carter, Demoutray (RB - Pensacola, Fla. - 2000-01)

Carter, Jonathan (WR - Lineville, Ala. - 1999-00)
Carter, Robert (RB - Highland Home, Ala. - 1985-88)
Carter, Sean (DB - Greenville, Ala. - 1984-85)
Cass, Kyle (CB - New Orleans, La. - 2022)
Cassady, Randle (OL - Florala, Ala. - 1969-70)
Cates, Brandon (1992)
Cattouse, Kenny (RB - Keyport, N.J. - 2004-07)
Causey, Ed (OL/DL - Montgomery, Ala. - 1948)
Causey, Leroy (OL/DL - Eufaula, Ala. - 1951)
Cavender, Mike (RB/DB - Newnan, Ga. - 1963-65)
Caviness, Bobby (OL - Gardendale, Ala. - 1982)
Cayton, Paul (OL/DL - Prattville, Ala. - 1948)
Centrangelo, Anthony (K - Port Charlotte, Fla. - 2009)
Chairs, Kelan (LB - Harvey, La. - 2017)
Chalkley, Henry (WR - Phenix City, Ala. - 1971)
Chambess, Phillip (OL/DL - Columbus, Ga. - 1966)
Chambliss, Will (OL - Cataula, Ga. - 2006-08)
Chandler, Jonathan (QB/WR - Opelika, Ala. - 2006,08-10)
Chaney, Wardell (RB - Mobile, Ala. - 1993-94)
Chapman, John (RB/DB - Sparta, Ga. - 1965)
Chapman, Jordan (OL - Leakesville, Miss. - 2020)
Chapman, Linzall (DL - Enterprise, Ala. - 1981)
Chatman, Jamarus (DE/DT - Rome, Ga. - 2021-22)
Cherry, Patrick (WR - Live Oak, Ala. - 2006-09)
Chesser, R.K. (RB/DB - Montgomery, Ala. - 1948)
Chesteen, Larry (OL - Dunnellon, Fla. - 1987-89)
Childers, Max (OL/DL - Jay, Fla. - 1958)
Childers, Scott (OL - Pace, Fla. - 1993-96)
Childress, Mark (DB - New Orleans, La. - 1983)
Childs, Bobby (WR - Greenville, Ala. - 1948)
Chipman, Mark (DT - Arcadia, Fla. - 1986-87)
Chitty, B.J. (WR - Dothan, Ala. - 2011-14)
Choat, Clyde (DL - Pensacola, Fla. - 1971)
Choloh, Will (DT - Lawrenceville, Ga. - 2018-22)
Christensen, Carey (QB - Foley, Ala. - 1983-84)
Christian, Lamar (OL/DL - Atlanta, Ga. - 1967-68)
Chubb, Henry (DB - Waycross, Ga. - 2005-06)
Chunn, Jordan (RB - Gurley, Ala. - 2013-17)
Chuvalo, Mitch (LB - Toronto, Canada - 1979)
Clanton, Al (RB/DB - Europa, Miss. - 1960-61)
Clanton, Jim (WR - Oneonta, Ala. - 1990-91)
Clark, Antwoine (DL - Tampa, Fla. - 1991-93)
Clark, Bret (WR - New Hope, Ala. - 2018-20)
Clark, John (DL - Oxford, Miss. - 2010-11, 13)
Clark, Kenny (DL - Montgomery, Ala. - 1979)
Clark, Mike (LB - Jacksonville, Fla. - 1969-71)
Clark, Ronnie (K - Montgomery, Ala. - 1980)
Clark, Thomas (DB - Birmingham, Ala. - 1981-84)
Clark, Tyler (OL - Maylene, Ala. - 2007-10)
Clem, Ted (K - Georgiana, Ala. - 1984-87)
Clemons, Rasool (DE - Newark, N.J. - 2017-18)
Cline, Joe (OL/DL - Pensacola, Fla. - 1965)
Clipson, Herbert (OL/DL - Marianna, Fla. - 1948)
Coale, Kyle (P - Palos Verdes, Calif. - 2020-22)
Cobb, David (OL - Montgomery, Ala. - 1971-72)
Cobb, Norman (RB/DB - Columbus, Ga. - 1956-58)
Cochran, Eldorado (RB - Toccoa, Ga. - 1991-92)
Coe, Clint (DB - Edmond, Okla. - 2004)
Coker, George (OL - Monroeville, Ala. - 1988-91)

Coker, Jackie (WR/OL - Columbus, Ga. - 1957-58)
 Coker, Madison (TE - Mt. Willing, Ala. - 1992-94)
 Colbert, Nick (LB - Enterprise, Ala. - 1997-2000)
 Colclough-Gray, Jamel (DB - Orlando, Fla. - 2009)
 Cole, Hugh (OL - Sylacauga, Ala. - 1966-69)
 Cole, Robert (WR - Troy, Ala. - 1965)
 Coleman, Bob (WR - Manchester, Ga. - 1956)
 Coleman, Damien (DB - Swainsboro, Ga. - 2001-02)
 Coleman, Eddie (RB - Thomasville, Ga. - 1990-92)
 Coleman, Maurice (DT - Eufaula, Ala. - 2005,07-08)
 Coleman, Michael (DB - Atmore, Ala. - 1984-85)
 Coleman, Steven (RB - Brundidge, Ala. - 1992-94)
 Coleman-Dancer, Wayland (LB - Cleveland, Miss. - 2013-14)
 Coley, Trey (OL - Montgomery, Ala. - 1988-89)
 Collins, Bill (TE - Leeds, Ala. - 1978-79)
 Collins, Fran (OL/DL - Geneva, Ala. - 1967-68)
 Collins, Gerald (QB - Columbus, Ga. - 1973-76)
 Collins, Scott (LB - Lake City, Fla. - 1990-92)
 Collins, Willie (DL - Troy, Ala. - 1982-84)
 Collinsworth, Jason (OL - Pace, Fla. - 1995-98)
 Colquitt, Calvin (WR - Atlanta, Ga. - 2000-01)
 Colvin, Markeis (S - Ruskin, Fla. - 2021-22)
 Comer, Ed (RB/DB - Selma, Ala. - 1959)
 Condren, Brannon (DB - Pensacola, Fla. - 2003-06)
 Conley, Lee (OL/DL - Bartow, Fla. - 1956-57)
 Conner, Wink (OL/DL - Montgomery, Ala. - 1960)
 Cook, Jim (OL - Birmingham, Ala. - 1969-71)
 Cook, John (OL - Dothan, Ala. - 1980)
 Cooksey, Robert (QB - East Point, Ala. - 1975)
 Coombs, Dennis (OL/DL - Sarasota, Fla. - 1961)
 Cooper, David (DB/P - West Point, Ga. - 1967-69)
 Cooper, Greg (DB - Lithonia, Ga. - 1975)
 Cooper, Mike (LB - Red Level, Ala. - 1975)
 Cooper, Mitchell (LB - Coldwater, Miss. - 1989-90)
 Cooper, Sidney (FB - Smiths Station, Ala. - 1971)
 Cooper, Turner (OL - Mobile, Ala. - 1979-80)
 Corbett, Terrance (BAN - Athens, Ala. - 2017-18)
 Cordrey, Duffy (DL - Haleyville, Ala. - 1987-89)
 Core, Thad (TE - Auburn, Ala. - 1992-94)
 Corley, Buck (FB - Troy, Ala. - 1965)
 Corley, Glenn (1983)
 Corley, Sidell (DL - Mobile, Ala. - 2009-10)
 Coryell, Trey (TE - Macon, Ga. - 2019)
 Cosper, Chris (OL - Opelika, Ala. - 1984-87)
 Cotton, Jeff (RB/DB - Arlington, Ga. - 1966-68)
 Coullias, Steve (OL - Alachua, Fla. - 1981-84)
 Courtney, Leslie (WR - Robertsedale, Ala. - 1957)
 Covington, William (WR - Brady, Texas - 1991-92)
 Cowart, Johnny (DB - Jacksonville, Fla. - 1969-72)
 Cox, Charles (RB/DB - Clanton, Ala. - 1948)
 Cox, Chris (FB - Melbourne, Fla. - 1999-2003)
 Cox, Glen (OL/DL - Arab, Ala. - 1948)
 Cox, Kevin (DB - Mobile, Ala. - 1994-97)
 Cox, Kyle (OL - Cypress, Texas - 1990-91)
 Cox, Robert (RB/DB - Slocumb, Ala. - 1960-61)
 Cox, Rufus (WR - Gadsden, Ala. - 1982-84)
 Craik, Kenny (DL - Montgomery, Ala. - 1977-80)
 Crane, Doug (P - Moss Point, Miss. - 1982-84)
 Crawford, Carlross (CB/S - Memphis, Tenn. - 2020-22)

Crawford, Roy (OL - Burkville, Ala. - 1969-70)
 Cray, James Earl (WR - Hazlehurst, Ga. - 2004-05)
 Creech, Jacob (OL - Boaz, Ala. - 2009-11)
 Crenshaw, Steve (LB - Albany, Ga. - 1970-71,73)
 Crew, Mickey (RB/DB - Columbiana, Ala. - 1965)
 Crook, Jason (OL - Memphis, Tenn. - 1991-94)
 Crosby, Bennie (WR - Foley, Ala. - 1963-64)
 Crosby, Donnie (TE - Millbrook, Ala. - 2009-10)
 Crowder, Tristan (OL - Carrollton, Ga. - 2016-19)
 Crowder, Wayne (OL/DL - Lanett, Ala. - 1965)
 Crowe, Jerome (WR - Childersburg, Ala. - 1974-77)
 Crowe, Steve (OL/DL - Alexander City, Ala. - 1967-68)
 Crowell, Daniel (WR - Meridian, Miss. - 2018)
 Crozier, Barney (OL/DL - Byronville, Ga. - 1965)
 Crumitie, Deontae (OL - Lake City, Fla. - 2015-18)
 Cruse, Fred (RB/DB - Birmingham, Ala. - 1951-52)
 Crutchfield, Don (1972)
 Culbertson, Mike (TE - Milledgeville, Ga. - 1971-74)
 Culbreth, Winton (OL/DL - Columbiana, Ala. - 1948)
 Culley, Hazen (RB/DB - Daytona Beach, Fla. - 1962)
 Culp, Elijah (CB - Charlotte, N.C. - 2021-22)
 Cumbee, Michael (RB/DB - Roanoke, Ala. - 1966)
 Cumuze, Tim (OL - Troy, Ala. - 1973-76)
 Cunningham, Dale (OL - Ft. Walton, Fla. - 1980-81)
 Cunningham, Ywell (OL - Monroeville - 1979-80)
 Curington, Stan (OL - Ashburn, Ga. - 1999-2002)
 Curtis, Tyrell (OL - Delta, Utah - 2007-09)

D-D-D-D-D-D-D-D

Dagostin, Brad (OL - Gadsden, Ala. - 1996-98)
 Damm, Bruce (QB - Hicksville, N.Y. - 1964-65)
 Daniel, Herman (CB - Tampa, Fla. - 1972)
 Daniels, Ron (RB - Palmetto, Fla. - 1974-77)
 Daoust, Dan (DL - Atlanta, Ga. - 1980)
 Daughtry-Frye, Jabir (RB - Pensacola, Fla. - 2016-19)
 Davezan, Tony (RB - Warner Robins, Ga. - 1976,77)
 David, Ben (PK - New Orleans, La. - 1991)
 Davis, Alan (OL - Northport, Ala. - 1973-74)
 Davis, Andrew (WR - Pelham, Ala. - 2006-09)
 Davis, Bernard (LB - Madison, Fla. - 2002-05)
 Davis, Chris (DB - Thomasville, Ala. - 2012-13)
 Davis, Ethan (DB - Lynn Haven, Fla. - 2011-14)
 Davis, Jeb (TE - Thomasville, Ala. - 2016-18)
 Davis, Jerry (RB - Birmingham, Ala. - 1982)
 Davis, Jon (OL - Opp, Ala. - 1992-94)
 Davis, Kanorris (LB - Perry, Ga. - 2009-12)
 Davis, Matt (OL - Centreville, Ala. - 1994-97)
 Davis, Michael (LB - Daphne, Ala. - 1994)
 Davis, Sidney (WR - Natchez, Miss. - 2016-18)
 Davis, Spencer (OL/DL - St. Andrew, Fla. - 1948)
 Davis, Stan (QB - Albany, Ga. - 1993-96)
 Davis, Tony (DL - Perry, Ga. - 2009-12)
 Davis, Walter (OL/DL - Birmingham, Ala. - 1960-61)
 Dawkins, Sean (FB - Lawrenceville, Ga. - 2003-07)
 Dawson, Knowlan (LB - Miami, Fla. - 1987-88)
 Dawson, Mark (WR - Monroeville, Ala. - 1978)
 Day, Chris (WR - Birmingham, Ala. - 2000-02)
 Day, Leon (QB - Wenonah, Ala. - 1995)

Deal, Kevin (WR - Demopolis, Ala. - 1981-82)
 Dean, Jeff (DB - Georgiana, Ala. - 1975)
 Dean, Junior (TE - Midland City, Ala. - 1977)
 Dean, Kevin (DL - Alexander City, Ala. - 1988-91)
 DeBardlaben, Billy (WR - Wetumpka, Ala. - 1961)
 DeBardelaben, Gerrell (LB - Prattville, Ala. - 1994-97)
 Dees, Alvin (OL/DL - Evergreen, Ala. - 1966-68)
 Dees, Bubba (K - Grady, Ala. - 1975)
 Dees, Tyler (RB - Semmes, Ala. - 1997-99)
 Dehlic, Chris (OL - Paola, Kan. - 1988-89)
 Dempsey, Alvin (LB - Panama City, Fla. - 1994-96)
 Denison, Joey (OL - Troy, Ala. - 1983-85)
 Dent, Kinderick (WR - Mobile, Ala. - 2014)
 Denton, Harry (OL/DL - Mobile, Ala. - 1965)
 Derany, Rick (WR. - Barnesville, Ga. - 1972-73)
 DiCesare, Joe (DB - Lakeland, Fla. - 1980-81)
 Dicesaris, Leo (OL - Columbus, Ga. - 2010)
 Dickey, Tony (1981)
 Dillard, Rashad (DE - Greer, S.C. - 2014-16)
 Divens, Eric (TE - Destin, Fla. - 1996-97)
 Dixon, Billy (TE - Cordele, Ga. - 1975-77)
 Dixon, Carlos (WR - Tampa, Fla. - 2002)
 Dixon, Kevin (DL - Vero Beach, Fla. - 2009)
 Dixon, Titus (WR - Clewiston, Fla. - 1985-88)
 Dobbs, Billy (DL - Newark, N.J. - 2013-14)
 Dobbs, Richard (OL - Gadsden, Ala. - 1984-87)
 Dockery, Larry (QB - Compton, Calif. - 2005)
 Dodd, Tony (DL - Covington, Ga. - 1978-81)
 Doege, Jarret (QB - Lubbock, Texas - 2022)
 Dominguez, Gil (WR - Miami, Fla. - 1965)
 Donaldson, Archie (DB - Ocala, Fla. - 1979-81)
 Donaldson, Tony (OL - Montgomery, Ala. - 1968)
 Donelson, Tony (TB - Dothan, Ala. - 1994-98)
 Donnell, Tracey (LB - Dothan, Ala. - 1992-93)
 Dorsey, Larry (1978)
 Douglas, Deondre (WR - Madison, Ala. - 2015-18)
 Dowdell, Charles (OL/DL - Auburn, Ala. - 1962-65)
 Dowel, Dennis (LB - Jacksonville, Fla. - 1966)
 Doyle, Tommy (DB - Pell City, Ala. - 1977)
 Dozier, Cary (OL/DL - Troy, Ala. - 1959)
 DuBose, Jim (OL - Opp, Ala. - 1970-72)
 DuBose, Wayland (WR - Elba, Ala. - 1948)
 Dudley, Emmanuel (DL - Columbus, Ga. - 2009-11)
 Duffie, Charles (RB/DB - Sylacauga, Ala. - 1952)
 Dugosh, Tommy (HB - Panama City, Fla. - 1983-86)
 Duke, Buddy (WR - Adel, Ga. - 1977)
 Dunbar, Jabar (RB - Thomasville, Ala. - 1999-2000)
 Duncan, Jim (OL - Winter Haven, Fla. - 1968)
 Duncan, Kenneth (RB/DB - Moultrie, Ga. - 1966)
 Dunham, Cliff (RB - Columbus, Ga. - 1971-72)
 Dunlap, Terence (CB - Maplesville, Ala. - 2017-18, 20)
 Dunlap, Travis (DB - LaGrange, Ga. - 2000-02)
 Dunmore, Jaquez (S - Tallahassee, Fla. - 2018-19)
 Dunnam, Keith (OL - Camden, Ga. - 1980)
 Dunne, Jack (OL - Pensacola, Fla. - 1971)
 Durgin, Aaron (LB - Fairhope, Ala. - 1991-92)
 Dwight, Reggie (TE - Cordele, Ga. - 1991)
 Dye, Jay (OL - Waynesboro, Ga. - 2015,17)

E-E-E-E-E-E-E

Eafford, Tray (WR - Leesburg, Ga. - 2017-20)
East, Marlo (RB - Sandersville, Ga. - 2003,05-06)
Eberhart, Randy (OL - Crossville, Tenn. - 1978-80)
Echols, Mike (FB - Auburn, Ala. - 1973-74)
Edenfield, K.D. (WR - Troy, Ala. - 2012-15)
Edenfield, Kenny (WR - St. Charles, La. - 1985-88)
Eddins, Donald (WR - Demopolis, Ala. - 1968)
Eddins, Larry (WR - Frisco City, Ala. - 1965)
Edmondson, Tim (DB - Alabaster, Ala. - 1979)
Edwards, Fernandus (RB - Enterprise, Ala. - 2008-09)
Edwards, James (OL - Tallahassee, Fla. - 2002-05)
Edwards, Taylor (OL - Water Valley, Miss. - 2014-16)
Elder, Jeremy (DT - College Park, Ga. - 2011)
Eliason, Troy (OL - Crestview, Fla. - 1991-94)
Ellerbee, Buddy (RB/DB - Columbus, Ga. - 1951)
Ellis, Gavin (WR - Cullman, Ala. - 2009-11)
Ellis, Obed (OL - Wetumpka, Ala. - 1999-2002)
Ellisor, Reynolds (OL/DL - Mobile, Ala. - 1952)
Elmore, Frank (RB/DB - Gordo, Ala. - 1966-68)
Elmore, J.T. (RB/DB - Reform, Ala. - 1948)
England, Cliff (WR - College Park, Ga. - 1978-80)
Enloe, Lee (DB - Atlanta, Ga. - 1976-79)
Enslin, Bobby (QB/WR - Montgomery, Ala. - 1967-68)
Epkins, Patrick (LB - Prattville, Ala. - 1993-94)
Evans, Billie (LB - Pensacola, Fla. - 1979-80)
Evans, Neal (OL/DL - Montgomery, Ala. - 1958)
Evans, Xavian (DE - Pontotoc, Miss. - 2011)
Everitt, Ricky (OL - Vernon, Fla. - 1971)
Exley, Brian (RB - Geneva, Ala. - 2011)
Ezell, Billy (RB/DB - Troy, Ala. - 1948)

F-F-F-F-F-F-F

Faircloth, John (OL/DL - Brundidge, Ala. - 1959-61)
Faircloth, Kenny (LB - Grady, Ala. - 1986-87)
Faniels, Ron (LB - Palmetto, Fla. - 1975)
Farmer, Glen (P - Prattville, Ala. - 1981-82)
Farmer, LaMarcus (CB - Pensacola, Fla. - 2015)
Farmer, Robby (LB - Hayden, Ala. - 2000-04)
Farrar, Joe (LB - West Blocton, Ala. - 1971-73)
Farrar, Pete (WR - Phenix City, Ala. - 1951)
Faulk, Carlton (DL - Jacksonville, Fla. - 1975-78)
Faulk, Dwight (OL/DL - Honoraville, Ala. - 1963-66)
Faulk, John (OL/DL - Samson, Ala. - 1962)
Faulk, Johnny (DB - Dothan, Ala. - 2002-05)
Feachen, David (DB - Andalusia, Ala. - 1971)
Felton, Eric (WR - Ft. Myers, Fla. - 2001-02)
Felton, Shelton (DL - Cordele, Ga. - 1999-02)
Ferguson, Tyrone (DB - Montgomery, Ala. - 1974-77)
Ferrell, Markus (WR - Cleveland, Ohio - 2022)
Ferris, Harold (RB/DB - Elba, Ala. - 1952,53)
Fiddler, Ronnie (RB/DB - Mobile, Ala. - 1951)
Fields, Aaron (DL - Notasulga, Ala. - 1998-99)
Fields, Tommy (WR - Phenix City, Ala. - 1957)
Fields, Xavier (OL - Montgomery, Ala. - 2013-16)
Fishbaugh, Robert (WR - Ft. Walton, Fla. - 1963-64)
Fitzgerald, Tim (WR - Keene, NH - 1957-58)

Fitzpatrick, Joe (RB - Union Springs, Ala. - 1992-93)
Flakes, Andre (WR/RB/SPR - Milton, Fla. - 2014-17)
Flannagan-Brown, Germaine (OL - Orrville, Ala. - 2007)
Fleming, Jarred (OL - Louisville, Miss. - 2011-12)
Fleming, Richard (OL/DL - Enterprise, Ala. - 1948)
Fletcher, David (WR - Atlanta, Ga. - 1974-77)
Fletcher, O'Shai (CB - Huntsville, Ala. - 2018-22)
Flowers, Ray (RB/DB - Elba, Ala. - 1951)
Flowers, Riley (DL - Geneva, Ala. - 2009-10)
Flowers, Wayne (QB - Elba, Ala. - 1973)
Floyd, Bobby (OL/DL - Macon, Ga. - 1966-68)
Floyd, Wayne (WR - Dozier, Ala. - 1952)
Folmar, Bernard (DB - Brewton, Ala. - 1976)
Folsom, Tron (LB - Alma, Ga. - 2016-18)
Ford, Tony (DL - Tuscaloosa, Ala. - 1997-2000)
Ford, Trevor (DB - Miami, Fla. - 2007-08)
Fordham, Frank (OL/DL - Lenox, Ga. - 1956-59)
Foster, Julian (QB - Mobile, Ala. - 2005,06)
Foster, Larry (OL/DL - Atlanta, Ga. - 1962)
Foster, Rod (DB - Houston, Texas - 2008)
Foster, Wayland (RB/DB - Jay, Fla. - 1961-62)
Fountain, Hugh (OL - Brewton, Ala. - 1985)
Fowler, Bobby (OL - Geneva, Ala. - 1976-78)
Fowler, John (DB - Panama City, Fla. - 1967-70)
Fowlkes, Anthony (RB - Birmingham, Ala. - 1978-81)
Franklin, Khary (WR - Valdosta, Ga. - 2011-14)
Franklin, Ted (RB/DB - Birmingham, Ala. - 1948)
Franks, Danny (OL - Bartow, Fla. - 2006-09)
Franks, Larrimore (OL/DL - Salisbury, Md. - 1952)
Fraser, Marrio (RB - Belle Glade, Fla. - 2002-03)
Fray, William (WR - Prattville, Ala. - 1958)
Frazier, Dewayne (OL - Warner Robins, Ga. - 1974)
Frazier, Jeremiah (OL - Pike Road, Ala. - 2022)
Frazier, John (RB/DB - Miami, Fla. - 1962)
Free, Jacob (QB - Brantley, Ala. - 2020)
Free, Rudy (LB - Elba, Ala. - 1997)
Freeman, James (WR - Moultrie, Ga. - 1966-67)
Frobese, Eric (OL - Chelmsford, Mass. - 1992)
Frost, Roy (RB/DB - Americus, Ga. - 1963)
Fulford, Greg (LB - Panama City, Fla. - 1968)
Fulgham, Frank (QB/RB - Manchester, Tenn. - 1958-60)
Fuller, Bobby (DB - Opp, Ala. - 1979-81)
Fuller, Courtland (DB - Columbus, Ga. - 2006-09)
Fuller, David (OL - Fairfax, Ala. - 1977-80)
Fuller, James (RB/DB - Tulsa, Okla. - 1958)
Fuller, Justin (LS - Luverne, Ala. - 2014-16)
Fuller, Randy (DL - Kensington, Md. - 1989-90)
Funderburk, Mike (WR - Warm Springs, Ga. - 1970-71)

G-G-G-G-G-G-G

Gabbard, Bob (OL/DL - Ft Walton Beach, Fla. - 1961-63)
Gaddy, Bruce (DL - Auburn, Ala. - 1979-81)
Gage, Sedrick (RB - Miami, Fla. - 2002)
Gaiter, Chardley (WR - Miami, Fla. - 1997-98)
Gaither, Billy (OL - Lanett, Ala. - 1972-75)
Galloway, Bud (OL/DL - Apalachicola, Fla. - 1960)
Gales, Dion (DL - New Orleans, La. - 2007-08)
Gamboa, Jose (DL - Crestview, Fla. - 1999-02)

Garcia, Antonio (OL - Atlanta, Ga. - 2013-16)
Gardner, Alfred (HB - Pensacola, Fla. - 1986-87)
Gardner, James (OL - Dothan, Ala. - 2004-06)
Garmon, Trent (OL - Gadsden, Ala. - 2000-01)
Garmon, Wes (OL - Gadsden, Ala. - 2002)
Garner, Jadarus (DL - Clarksdale, Miss. - 2013)
Garner, Wes (P - Cantonment, Fla. - 1995-97)
Garrett, Bruce (RB - Talladega, Ala. - 1983)
Gaston, J.L. (OL - Monroeville, Ala. - 2016-19)
Gee, Ahdarrious (LB - Cordele, Ga. - 2019)
Geier, Mitch (OL - Tarpon Springs, Fla. - 1982-84)
Geiger, Kaylon (WR - Fort Worth, Texas - 2019-20)
Gemberling, Robert (OL - Tampa, Fla. - 1977-78)
Ghent, Adrian (DB - Madison, Fla. - 2002-05)
Gholston, Scott (DB - Montgomery, Ala. - 1973)
Giardina, Henry (RB/DB - Mobile, Ala. - 1965)
Gibbs, Ron (DB - Floral, Ala. - 1980-83)
Gibbs, Tony (DB - Frisco City, Ala. - 1994-96)
Gibson, Timmie (WR - Tuscaloosa, Ala. - 2018-19)
Gibson, Kendall (LS - Greenville, Ala. - 2009-10, 12-13)
Gilchrist, David (OL/DL - Pensacola, Fla. - 1958)
Giles, Jimmy (RB/DB - Dothan, Ala. - 1964)
Giles, Larry (WR - Perry, Ga. - 1961-62)
Gill, Tebiarus (WR - Mobile, Ala. - 2009-10)
Gillespie, Jim (LB - Clayton, Ga. - 1966-68)
Gillespie, Tony (DT, Jenks, Okla. - 2011, 13)
Gilley, Marty (OL - Enterprise, Ala. - 1984-86)
Gilliard, Darnell (DL - Anderson, S.C. - 1994-95)
Gilmer, Greg (TE - Auburn, Ala. - 1979)
Gilroy, Yong Ho (K - Crestview, Fla. - 1980-83)
Gingras, Peter (1988-89)
Girtman, Reeivice (DL/TE - Dothan, Ala. - 1993-96)
Givens, Keith (WR - St. Petersburg, Fla. - 1980)
Glasgow, Cherokee (DT - Mount Vernon, N.Y. - 2021)
Glass, Rodney (P - Mobile, Ala. - 1989-91)
Glasscock, John (QB - Montgomery, Ala. - 1964)
Glusman, Sam (K - Mobile, Ala. - 2008-09)
Gnonkonde, Junior (DE - Lakeland, Ga. - 2016)
Goble, Dale (WR - Painted Post, N.Y. - 1978)
Godsey, Bob (QB - Florence, Ala. - 1986-89)
Godwin, Jimmy (RB - Cottonwood, Ala. - 1991-93)
Goebel, David (OL - Dunnellon, Fla. - 1987-88)
Goggans, Will (P - Douglas, Ga. - 2008-11)
Goings, Lawson (OL - Dothan, Ala. - 1975-77)
Golden, Barry (DL - Marietta, Ga. - 1982-83)
Golden, Donnell (LB - Quitman, Ga. - 2008-10)
Goode, Rishad (S - Madison, Ala. - 2013)
Goodwin, Gary (TE - Melbourne, Fla. - 1973)
Goodwin, Tim (LB - Warner Robins, Ga. - 1972)
Goodyear, Charlie (OL - Montgomery, Ala. - 2001)
Gordon, Dave (RB/DB - Herculaneum, Mo. - 1952)
Gordon, Ronald (1978)
Gorsuch, Jeff (NG - Orange Park, Fla. - 1984)
Gorum, James (OL/DL - Georgiana, Ala. - 1952)
Gosha, Lonnie (DT - Lake Butler, Fla. - 2013-15)
Graben, Elton (OL - Fyffe, Ala. - 1973)
Graham, Allen (OL - Panama City, Fla. - 1973-74)
Graham, Derrick (OL - Lake Minneola, Fla. - 2020-22)
Graham, Hunter (LS - Lincoln, Ala. - 2009, 12-13)

Graham, Ryan (DB - Columbus, Ga. - 1993-96)
 Grant, Bearnard (DB - Atmore, Ala. - 1985)
 Grant, Boyd (RB - Opelika, Ala. - 1976-79)
 Grant, Danny (WR - Ozark, Ala. - 1966-69)
 Grant, Paul (OL/DL - Ramer, Ala. - 1951)
 Grate, Greg (DB - Miami, Fla. - 1990-92)
 Graves, Tyler (OL - Sumrall, Miss. - 2009-10)
 Gray, Dan (LB - Norcross, Ga. - 1997-99)
 Gray, Johnny (DB - Panama City, Fla. - 2010-12)
 Gray, Richard (OT - Warner Robins, Ga. - 1972)
 Green, Fletcher (DL - Slocomb, Ala. - 1980)
 Green, Gaston (OL/DL - Enterprise, Ala. - 1960)
 Green, Randy (FB - Americus, Ga. - 1963)
 Green, Robert (WR - Ashland, Ala. - 1956-59)
 Green, Tay (OL/DL - Opp, Ala. - 1948)
 Green, Tommy (FB - Montgomery, Ala. - 1958)
 Greene, Vincent (WR - Columbus, Ga. - 1967-70)
 Greer, Maurice (RB - Denver, CO - 2008-09)
 Gregory, Arrid (RB - Luverne, Ala. - 1993-96)
 Grider, Cordarell (WR - Newville, Ala. - 2009-10)
 Griffin, Daniel (RB - Ft. Walton Beach, Fla. - 1993-96)
 Griffin, Earl (OL/DL - Dothan, Ala. - 1951)
 Griffin, Elgin (DT - Valdosta, Ga. - 2019-21)
 Griffin, Kenny (OL - Stockbridge, Ga. - 2003-06)
 Griffin, Max (OL/DL - Opp, Ala. - 1961)
 Griffin-Isom, Kyran (WR - New Orleans, La. - 2021)
 Griggs, Perry (WR - Lanett, Ala. - 1973-76)
 Grimes, Johnny (RB - Opp, Ala. - 1971-73)
 Grimes, Micah (OL - Ft. Meade, Fla. - 2008-09)
 Groat, Erik (LB - Ft. Walton Beach, Fla. - 2009)
 Groce, Jerry (LB - Athens, Ala. - 1973-74)
 Groce, Larry (LB - Athens, Ala. - 1967-68)
 Groce, Tommy (LB - Tanner, Ala. - 1973-76)
 Gross, David (OL - Montgomery, Ala. - 2013-14)
 Gunn, Lance (OL - Wetumpka, Ala. - 2009)
 Gunter, Bibb (TE - Dothan, Ala. - 1974)
 Guttery, Mark (DB - Birmingham, Ala. - 1980)
 Guy, Mike (OL - Sylacauga, Ala. - 1970-71)

H-H-H-H-H-H-H-H

Hadley, Angelo (LB - Seffner, Fla. - 2011)
 Hale, Dan (OL/DL - Ozark, Ala. - 1956-57)
 Hall, Bob (C - Blakely, Ga. - 1992-95)
 Hall, Branden (OL - Auburn, Ala. - 2000-03)
 Hall, David (LB - Columbus, Ga. - 1975)
 Hall, Jeff (WR - Brewton, Ala. - 1988-91)
 Hall, Jim (DL - Douglasville, Ga. - 1979-82)
 Hall, Tray (CB - Corona, Calif. - 2014)
 Hallman, Richard (WR - Powder Springs, Ga. - 2016-18)
 Hamilton, Barry (QB - Florence, Ala. - 1977-79)
 Hamilton, Bobby (WR - Mobile, Ala. - 1983)
 Hamilton, Jack (WR - Ft. Walton Beach, Fla. - 1995-97)
 Hamilton, Wayne (OL/DL - Mableton, Ga. - 1963)
 Hammond, Al (OL/DL - Valley Head, Ala. - 1961-64)
 Hammond, Bozo (OL/DL - Valley, Ala. - 1956-58)
 Hammond, Jeff (WR - Flomaton, Ala. - 1995-98)
 Hampton, Jamie (QB - Cedar Bluff, Ala. - 2007-08,11)
 Hampton, Smokey (WR - Tallahassee, Fla. - 2003-06)

Hannah, Ronnie (OL - Geneva, Ala. - 1972-75)
 Hansen, John (OL - Montgomery, Ala. - 1991-94)
 Hanson, Buck (OL - Enterprise, Ala. - 1982-85)
 Harbin, J.J. (WR - Meridian, Miss. - 2012)
 Harbuck, Seth (OL/DL - Phenix City, Ala. - 1951)
 Harden, Robert (OL/DL - Albany, Ga. - 1966)
 Hardin, Lewis (WR - Phenix City, Ala. - 1971-73)
 Hardin, Robert (WR - Flomaton, Ala. - 1964)
 Hardy, Melvin (DB - Gordo, Ala. - 1982)
 Harp, Keenan (DB - Lawrenceville, Ga. - 2011)
 Harp, Willie (OL - Winter Garden, Fla. - 1975-78)
 Harper, Antonio (DE - Memphis, Tenn. - 2009)
 Harper, Ronald (DB - Prattville, Ala. - 2000-04)
 Harrell, Allen (RB/DB - Montgomery, Ala. - 1951)
 Harris, Al (DB - Montgomery, Ala. - 1986-89)
 Harris, Clay (OL/DL - Graceville, Fla. - 1965)
 Harris, Dondrell (S - Panama City, Fla. - 2013-16)
 Harris, DuJuan (RB - Brooksville, Fla. - 2007-10)
 Harris, Greg (WR - Okeechobee, Fla. - 1984-87)
 Harris, Jalen (WR/CB - Dothan, Ala. - 2014-17)
 Harris, Joel (RB/DB - Jacksonville, Fla. - 1963)
 Harris, Navy (LB - Phenix City, Ala. - 2020-21)
 Harris, T.J. (S - Leesburg, Ga. - 2018-22)
 Harris, Travius (OL - Tallahassee, Fla. - 2018-19)
 Harris, Vinton (DT - Belleville, Ill. - 2014)
 Harrison, Brent (OL - Enterprise, Ala. - 1998-01)
 Harrison, Houston (LB - Greenville, Ala. - 1953-54)
 Harrison, Pate (DB - New Brockton, Ala. - 2001)
 Hartford, Jamie (LB - Auburn, Ala. - 1979)
 Hartsfield, Virgil (LB - Sylacauga, Ala. - 1966)
 Harvey-Fallows, Tyler (OL - Mawdesley, England - 2022)
 Haskins, Gene (OL - Greenwood, Miss. - 1969-71)
 Haskins, Sam (WR - Ft. Lee, Va. - 2010-11)
 Hatcher, Don (OL/DL - Pensacola, Fla. - 1965,67-68)
 Hatcher, Robert (OL/DL - Dothan, Ala. - 1956-57)
 Haugabook, Omar (QB - Belle Glade, Fla. - 2006-07)
 Haught, Herbie (WR - Ft. Walton Beach, Fla. - 1975)
 Haverat, Chuck (OL - Pensacola, Fla. - 1973)
 Hawkins, Chris (OL - Florence, Ala. - 2012, 14)
 Hawkins, James (LB - Troy, Ala. - 1972)
 Hawkins, James (DL - Greer, S.C. - 1973)
 Hawkins, Jeremy (DE - Americus, Ga. - 2007-09)
 Hawkins, Quayde (QB - Bainbridge, Ga. - 2022)
 Hawthorne, Hamilton (OL - Jacksonville, Fla. - 2019-21)
 Hayes, Billy (RB/DB - Trion, Ga. - 1951)
 Hayes, Jarvis (DE - Slocomb, Ala. - 2018-19)
 Hayes, Sammy (LB - Crestview, Fla. - 1968-69)
 Haygood, Joe (DB - Jacksonville, Fla. - 1989-91)
 Haynes, Junior (LB - Blakely, Ga. - 1985-86)
 Haynes, Mike (DB - Milledgeville, Ga. - 1982-85)
 Haynie, Hakeem (WR - Stone Mountain, Ga. - 2011)
 Haywood, Jimmie (RB - Birmingham, Ala. - 1982-85)
 Head, Al (QB - Troy, Ala. - 1967-70)
 Healy, Jack (RB/DB - Augusta, Ga. - 1948)
 Heartsill, Bill (LB - Ft. Deposit, Ala. - 1972)
 Heath, Jon (DB - Enterprise, Ala. - 1990-93)
 Heatherly, T.J. (DB - Pelham, Ala. - 1997-99)
 Hedrick, Jimmy (WR - LaGrange, Ga. - 1966-69)
 Heirs, Bobby (FB - Boston, Fla. - 1967,72)

Helton, Bubba (OL - Semmes, Ala. - 1976-79)
 Helton, Ron (WR - Foley, Ala. - 1966)
 Henderson, Bobby (QB - Midland City, Ala. - 1975)
 Henderson, Jamarius (RB - Midland City, Ala. - 2017)
 Henderson, Josh (OL - Tallahassee, Fla. - 2005-06)
 Hendrix, Hugh (RB/DB - Vidalia, Ga. - 1966-,68)
 Hendrix, Sonny (QB - Geneva, Ala. - 1955-56)
 Heninger, Mike (DB - Palm Beach, Fla. - 1975-77)
 Henley, Steve (OL/DL - Prattville, Ala. - 1960)
 Henry, Wes (LS - Greensboro, Ala. - 2009-11)
 Henton, Anthony (DL - Bessemer, Ala. - 1982-85)
 Herbert, Michael (LB - Brewton, Ala. - 1985,88-90)
 Herring, Aaron (OL - Alachua, Fla. - 2014-16)
 Hethcox, Scott (DL - Tallassee, Ala. - 1979)
 Hiers, George (OL/DL - Bartow, Fla. - 1967-69)
 Hicken, Chris (LB - Callahan, Fla. - 1977)
 Hicks, Aubrey (OL/DL - Phenix City, Ala. - 1948)
 Hicks, Houston (DL - Tallassee, Fla. - 1973-74)
 Hicks, James (LB - Brewton, Ala. - 1973)
 Hicks, Randy (K - Dothan, Ala. - 1969-71)
 Hicks, Toray (DL - Flomaton, Ala. - 1995-97)
 Higgenbotham, Herman (RB - Jacksonville, Fla. - 1951-52)
 Higgins, Peyton (WR - Florence, Ala. - 2021-22)
 Highfill, Jimmy (RB - Winter Garden, Fla. - 1964-65)
 Hightower, Gerald (WR - Columbus, Ga. - 1982)
 Hill, Bonnie (RB - Tampa, Fla. - 1979-81)
 Hill, David (WR - Eufaula, Ala. - 1997-2000)
 Hill, Gabe (TE - Birmingham, Ala. - 2015-18)
 Hill, Gerald (DL - Sylvania, Ga. - 1978-80)
 Hill, Harry (FB - Notasulga, Ala. - 1956)
 Hillier, Case (OL - Mobile, Ala. - 2015-16)
 Hilyer, Curtis (OL/DL - Selma, Ala. - 1951)
 Hines, Jackie (QB - Mableton, Ga. - 1963-65)
 Hines, John (DE - Montgomery, Ala. - 2018-21)
 Hines, Preston (DL - Camilla, Ga. - 1993-94)
 Hinrichs, Rick (TE - Fairhope, Ala. - 1979-81)
 Hinson, Bobby (OL/DL - McKenzie, Ala. - 1951)
 Hinton, Bee (WR - Mobile, Ala. - 2018)
 Hives, Pete (LB - Prichard, Ala. - 1986-89)
 Hix, Jack (FB - Troy, Ala. - 1953,56)
 Hixson, Bill (OL/DL - Banks, Ala. - 1951)
 Hixson, Frank (WR - Union Springs, Ala. - 1952)
 Hodgson, Bob (OL/DL - Orlando, Fla. - 1958-59)
 Hogan, David (DB - DeLand, Fla. - 1975-78)
 Hogan, Harold (QB - Coosada, Ala. - 1970-72)
 Holcomb, Mack (OL/DL - Clearwater, Fla. - 1961)
 Holder, Raymond (QB - Swainsboro, Ga. - 1961,63)
 Holladay, Milton (DB - Haynesville, Ala. - 1971)
 Holland, David (RB - Panama City, Fla. - 1979-80)
 Holley, Mickey (RB/DB - Samson, Ala. - 1961-64)
 Holley, Morris (FB - Montgomery, Ala. - 1961-64)
 Holley, Trey (WR - Montgomery, Ala. - 1973)
 Hollingsworth, Lee (WR - Eufaula, Ala. - 1982-85)
 Holloway, Jimmy (DL - Eufaula, Ala. - 2000)
 Holloway, Robert (DB - Plant City, Fla. - 1976-78)
 Holmes, Bryan (WR - Lake Butler, Fla. - 2012-15)
 Holmes, Tommy (DL - Union Springs, Ala. - 1978)
 Holt, Jamaal (DL - Quincy, Fla. - 2000-04)
 Hooten, Bobby (FB - Palatka, Fla. - 1983)

ALL-TIME LETTERMEN

Hoover, Robbie (1972)
Horn, Lester (WR - LaGrange, Ga. - 1948)
Horstead, Ted (RB - Elba, Ala. - 1983-86)
Houston, Gene (DB - Dothan, Ala. - 1981-83)
Houston, Mack (DB - Mobile, Ala. - 1978)
Howard, Gary (DB - Mobile, Ala. - 1975)
Howell, Harry (RB/DB - Graceville, Fla. - 1948)
Howell, Max (OL/DL - Prattville, Ala. - 1960-61)
Hubbard, Bryan (LB - Chatom, Ala. - 1985-88)
Hubert, Bubba (1972)
Hudson, Bubba (OL - Dawson, Ga. - 2018-21)
Hudson, Camren (DB - Tallahassee, Fla. - 2010-13)
Hudson, Lathan (QB - Sylacauga, Ala. - 1964)
Hughes, Jimmy (DB - Montgomery, Ala. - 1972,73)
Hughes, Sonny (RB/DB - Marianna, Fla. - 1959)
Hughey, Edward (OL - Selma, Ala. - 1985-88)
Hughey, Phillip (DB - Dothan, Ala. - 1974)
Hull, David (LB - Columbus, Ga. - 1973)
Hulz, Rusty (DL - Fairhope, Ala. - 1990)
Huner, Richard (DB - Troy, Ala. - 1972,73)
Hunt, Mike (1981)
Hunter, James (DL - Watkinsville, Ga. - 1975-78)
Hussey, Tyler (WR - Troy, Ala. - 2019-20)
Hutchins, Reginald (OL - Blakely, Ga. - 1987-90)
Hutsko, Todd (DB - Brandon, Fla. - 1983-86)
Huston, Ethan (OL - Destrahan, La. - 2014)
Hutto, Leonard (OL - Pensacola, Fla. - 1968-70)
Hutto, Mike (DL - Gardendale, Ala. - 1972-74)

I-I-I-I-I-I-I-I

Icard, Keaton (DB - Dawson, Ga. - 2009)
Idland, Ronnie (LB - Columbus, Ga. - 1970-72)
Irvin, Joe (WR - Perry, Ala. - 1975)
Isola, Joe (DB - Orlando, Fla. - 1975)
Ivory, Clifford (DB - Quitman, Ga. - 1994-97)

J-J-J-J-J-J-J

Jablonski, Mike (OT - Dothan, Ala. - 1977)
Jackson, Arthur (OL/DL - Columbus, Ga. - 1962)
Jackson, Deiric (DB - Gainesville, Fla. - 1999-02)
Jackson, Doug (OL/WR - Columbus, Ga. - 1962-65)
Jackson, George (S - Rolling Fork, Miss. - 2020)
Jackson, Joe (RB - Dothan, Ala. - 1994-97)
Jackson, John (DE - Monroe, La. - 2004-06)
Jackson, Michael (LB - Quincy, Fla. - 2000-01)
Jackson, T.J. (DT/DE - Millbrook, Ala. - 2021-22)
Jackson, Tony (RB - Blakely, Ga. - 1987-90)
James, Eric (DL - Phenix City, Ala. - 1993-94)
James, Sherman (DL - Phenix City, Ala. - 1991-94)
Jamison, Chris (DL - Columbus, Ga. - 2005-08)
Jarboe, Josh (WR - Decatur, Ga. - 2009)
Jenkins, Andrew (DB - Orlando, Fla. - 1974)
Jenkins, Bartow (OL/DL - McKenzie, Ala. - 1948)
Jenkins, Cody (OL - Opelika, Ala. - 2009-11)
Jenkins, Frank (RB - Branford, Fla. - 1976)
Jenkins, Jeremy (DL - Gainesville, Fla. - 2007)
Jenkins, John (OL - Butler, Ala. - 1981)

Jenkins, Kerry (OL - Tuscaloosa, Ala. - 1995-96)
Jenkins, Warren (DB - Geneva, Ala. - 1980)
Jennings, Phillip (OL - Columbia, S.C. - 1970-71)
Jernigan, Frank (OL - Pensacola, Fla. - 1980)
Jernigan, Keenan (LB - Dothan, Ala. - 2019)
Jernigan, Jerrel (Ath - Eufaula, Ala. - 2007-10)
Jibunor, Richard (BAN - Delta State, Nigeria - 2020-22)
Jobe, Scott (DL - Seattle, Wash. - 2003)
Johns, Charles (RB/DB - Mobile, Ala. - 1963-64)
Johnson, Benny (OL/DL - Ashford, Ala. - 1963-66)
Johnson, Bruce (RB - St. Petersburg, Fla. - 1973)
Johnson, Corby (DL - Carrollton, Ga. - 1995-98)
Johnson, Corey (WR - Muskegon, Mich. - 2011)
Johnson, David (LB - Tampa, Fla. - 2002)
Johnson, D.J. (DL - Mobile, Ala. - 2012-15)
Johnson, Dowis (QB/RB/DB - Atlanta, Ga. - 1965-66)
Johnson, Franco (QB - Brunswick, Ga. - 2003)
Johnson, Jamel (WR - Montgomery, Ala. - 2010)
Johnson, Jay (TE - Zephyrhills, Fla. - 1994-95)
Johnson, John (WR - Troy, Ala. - 2014-17)
Johnson, Keith (OL - Birmingham, Ala. - 1977-80)
Johnson, Larry (OL/DL - Herndon, Ga. - 1961-63)
Johnson, Larry (TE - Decatur, Ga. - 2005)
Johnson, Lerverne (LB - Jasper, Ala. - 2002-05)
Johnson, Keith (RB - Hueytown, Ala. - 2014)
Johnson, RaJae' (WR - St. Louis, Mo. - 2022)
Johnson, Robert (S - Hueytown, Ala. - 2015-18)
Johnson, Ross (OL - Valley Grande, Ala. - 2009)
Johnson, Terrence (WR - Meridian, Miss. - 1988-90)
Johnson, Tez (WR - Pinson, Ala. - 2020-22)
Johnson, Tommy (WR - Enterprise, Ala. - 1951)
Johnson, Zach (OL - Dawsonville, Ga. - 2011-12)
Johnston, Floyd (WR - Eclectic, Ala. - 1965)
Johnston, Mike (DL - Vidalia, Ga. - 1973-76)
Johnston, Ted (WR - Brantley, Ala. - 1951)
Joiner, Billy (WR/DL - Montgomery, Ala. - 1951-53)
Jones, Anthony (RB - Pensacola, Fla. - 2005-06)
Jones, Barney (RB - Monticello, Fla. - 1973-76)
Jones, Buddha (DT - Tallahassee, Fla. - 2021-22)
Jones, Carvel (LB - Mobile, Ala. - 2008-09)
Jones, Dameon (LB - Crestview, Fla. - 1997-99)
Jones, Darrell (WR - Gainesville, Fla. - 1975)
Jones, Donnie (OL - West Blocton, Ala. - 1971-74)
Jones, Frank (LB - Enterprise, Ala. - 1996-98)
Jones, Gary (DL - Samson, Ala. - 1977)
Jones, James (OL - Goshen, Ala. - 1979-82)
Jones, Jeremiah (SPR - Detroit, Mich. - 2017-19)
Jones, Jodie (K - Opp, Ala. - 1972-73)
Jones, Ken (NG - Northport, Ala. - 1986-87)
Jones, Kovey (DB - Pahokee, Fla. - 1997-99)
Jones, Leonard (OL/DL - Columbus, Ga. - 1952)
Jones, Marcus (CB - Enterprise, Ala. - 2017-18)
Jones, Moreo (RB - Brantley, Ala. - 1997,99)
Jones, Phillip (OL/DL/WR - Headland, Ala. - 1956-59)
Jones, Phillip (RB - East Brewton, Ala. - 1997-99)
Jones, Robert Earl (RB/DB - Columbus, Ga. - 1951)
Jones, Sam (DB - Foley, Ala. - 1991-93)
Jones, Tanner (QB - Wakulla, Fla. - 2007-08,10)
Jones, Terrence (OL - Huntsville, Ala. - 2011-14)

Jones, Tommy (OL/DL - Acworth, Ga. - 1960)
Jordan, Clay (OL/DL - Highland Home, Ala. - 1951,53)
Jordan, Robert (DB - Gardendale, Ala. - 1977)
Jordan, Rodney (OL - Goshen, Ala. - 1999-2002)
Judge, Tony (DL - Bay Minette, Ala. - 1995-98)
Justice, LaQuateus (RB - Opp, Ala. - 1998-2000)

K-K-K-K-K-K-K-K

Kampschmidt, Robert (K - Roswell, Ga. - 1975)
Kay, Ryan (K/P - Jonesboro, Ga. - 2013-16)
Kaye, Cameron (LS - Naples, Fla. - 2017-21)
Kazmierczak, John (LB - Deland, Fla. - 1970-71,74)
Keasler, Murray (OL - Selma, Ala. - 2008)
Keener, Jack (QB - Lakeland, Fla. - 1970)
Kelley, Kirk (OL - Marrero, La. - 2016-19)
Kelley, Randy (QB - Childersburg, Ala. - 1967)
Kelley, Steven (RB - Enterprise, Ala. - 1996-98)
Kelley, Terrence (LB - Fayetteville, Ga. - 2014)
Kelly, Michael (TE - Troy, Ala. - 1984-87)
Kelso, Bill (SG - Enterprise, Ala. - 1972)
Kelton, Billy (TE - Lanett, Ala. - 1969-70)
Kemp, Damien (OL - Greensboro, Ga. - 2016)
Kemp, Demone (DT - Greensboro, Ga. - 2015)
Kennedy, Billy (OL/DL - Phenix City, Ala. - 1948)
Kent, Brandon (DB - Rehobeth, Ala. - 2009-11)
Key, Carnell (DL - Carrollton, Ga. - 1984-85)
Kicklighter, Ray (QB/DB - Patterson, Fla. - 1962-65)
Killetts, Shawn (FS - West Palm Beach, Fla. - 1991)
Kilow, Robert (WR - New Brockton, Ala. - 1991-94)
King, Daniel (OL - Cairo, Ga. - 2022)
King, Joe (FB - Talladega, Ala. - 1969)
King, Mark (OL - Tallahassee, Fla. - 1973-74)
Kinlaw, Eugene (DL - Homerville, Ga. - 2009)
Kinsaul, Doyle (RB/DB - Hartford, Ala. - 1951)
Kirby, Jimmy (FB - Valley Head, Ala. - 1964-66)
Kirk, Ricky (TE - Marietta, Ga. - 1980)
Kirkland, Mitchell (OL/DL - Abbeville, Ala. - 1948)
Kirkpatrick, Lyle (OL/DL - Montevallo, Ala. - 1948)
Kitchens, Montres (DB - Waynesboro, Ga. - 2012-15)
Klava, Glen (P - DeFuniak Springs, Fla. - 1985-88)
Kleinschmidt, Norm (OL - Coral Springs, Fla. - 82-84)
Klemm, Bobby (OL - Hoschton, Ga. - 2018-19)
Knight, Byron (DL - Abbeville, Ala. - 1999-2002)
Knight, Greg (WR - Opelika, Ala. - 1977)
Knight, Ray (OL/DL - Elba, Ala. - 1951)
Knowles, Tony (DL - Pasadena, Calif. - 1990-91)
Knudsen, Kyler (S - Sugar Hill, Ga. - 2016-18)
Konstantines, Joe (FB/DL - Yorkville, N.Y. - 1952-53)
Koon, Jeff (LB - Tallahassee, Fla. - 1994-95)
Kornegay, (OL/DL - 1953)
Koziol, Jay (DT - Chicago, Ill. - 1987-88)
Kreis, John (WR - Troy, Ala. - 1948)
Kremer, Jim (OL - Apopka, Fla. - 1980-83)
Kress, Dave (OL/DL - Rutherford, N.J. - 1948)
Kurtz, Danny (WR - Macon, Ga. - 1978)
Kuykendall, Ronnie (DE - Ft. Walton Beach, Fla. - 1977)

L-L-L-L-L-L-L-L

Lacey, James (WR - Wetumpka, Ala. - 1975,77)
 Lacey, Orlando (CB/WR/S - Opp, Ala. - 2018-21-22)
 Lamb, Troy (RB/DB - Jacksonville, Fla. - 1963-65)
 Lamb, Xavier (LB - Tallahassee, Fla. - 2008-11)
 Lancaster, Cecil (OL/DL - Russellville, Ala. - 1948,51)
 Land, Dean (K/QB - Mayo, Ala. - 1975)
 Landing, Walter (RB/DB/WR - Millen, Fla. - 1962-64)
 Lane, David (OL/DL - Phenix City, Ala. - 1952)
 Lang, Brandon (DE - Tucker, Ga. - 2006-09)
 Langford, Petton (QB - Autaugaville, Ala. - 1956)
 Langham, Preston (LS - Foley, Ala. - 2016-17)
 Langlois, Norm (OL/DL - Jewett City, CT - 1964-65)
 Lankes, Albert (OL/DL - Columbus, Ga. - 1956)
 Lankford, Torre (DL - Jacksonville, Ala. - 2002-05)
 Lassiter, Tyler (OL - Hazel Green, Ala. - 2013-16)
 Lavett, Robert (ST - Birmingham, Ala. - 1972)
 Lawrence, Ilyia (LB - Phenix City, Ala. - 1992-94)
 Lawrence, Jerry (OL/DL - Tuskegee, Ala. - 1957,59)
 Lawrence, Luke (OL - Tuscaloosa, Ala. - 2013-15)
 Layky, Bryan (WR - Clearwater, Fla. - 1990-91)
 Layton, Gene (RB/DB - Ashford, Ala. - 1948)
 Lazzara, Anthony (LB - Tampa, Fla. - 1972)
 Leach, Steve (DB - Gadsden, Ala. - 1988-91)
 Leak, Aaron (QB - Durham, N.C. - 2003-04)
 Leano, Chuck (DB - Birmingham, Ala. - 1981,83-84)
 Lebbie, Sam (LB/DE - Washington, D.C. - 2014-17)
 Lee, Bobby (QB - Lanett, Ala. - 1972-75)
 Lee, Boris (LB - Fargo, Ga. - 2006-09)
 Lee, Deon (DL - Ponce De Leon, Fla. - 2012-14)
 Lee, James Fitz (DL - Troy, Ala. - 1974)
 Lee, Jarod (FB - Panama City, Fla. - 2011-13)
 Lee, Khalil (DB - Auburn, Ala. - 2009)
 Lee, Phillip (TE - Birmingham, Ala. - 1982)
 Lee, Phillip (BAN - Jacksonville, Fla. - 2022)
 Lee, Robin (OL - Vancleave, Miss. - 1999-02)
 Lee, Tracy (OL - Chipley, Fla. - 1983)
 Lee, Warner (OL/DL - Crestview, Fla. - 1958)
 Legassey, Evan (K - Pensacola, Fla. - 2017-20)
 Lemar, Baron (DE - Lutchter, La. - 2005)
 Leonard, Keith (DB - Pensacola, Fla. - 1983)
 Leroy, Paul (RB/DB - Eufaula, Ala. - 1956)
 Lesley, Jordan (TE/LB - Fulton, Miss. - 2000,02-04)
 Letton, Sam (WR/TE - Marietta, Ga. - 2016-19)
 Lewis, A.J. (TE - Mobile, Ala. - 2019-22)
 Lewis, Anthony (DL - Montgomery, Ala. - 1984-87)
 Lewis, Deyunkrea (TE - Montgomery, Ala. - 2020-22)
 Lewis, JaQuadrian (S - Fitzgerald, Ga. - 2013-15)
 Lewis, Mitch (RB - Brewton, Ala. - 1984-87)
 Lewis, Romanique (LB - Ft. Lauderdale, Fla. - 2005-07)
 Lewis, Shane (LB - Pensacola, Fla. - 1986-88)
 Lewis, Terris (LB - Linden, Ala. - 2013-16)
 Lieb, Lance (P - Montgomery, Ala. - 2001)
 Light, Mark (DB - Gardendale, Ala. - 1982)
 Lightfoot, Frank (WR - Montevallo, Ala. - 1972)
 Ligon, Bill (1979)
 Lincoln, Zack (DL - Bradenton, Fla. - 1982)
 Lindsey, Jim (1981)

Lindsey, Michael (WR/RB - Elba, Ala. - 2013)
 Lineberger, Tracy (TE - Ft. Walton, Fla. - 1988-91)
 Lineberger, Travis (RB - Ft. Walton, Fla. - 1986-89)
 Lister, Frank (DL - Sylacauga, Ala. - 1970)
 Little, Chase (OL - Montgomery, Ala. - 2020-21)
 Little, George (LB - Eufaula, Ala. - 1968-69)
 Lloyd, Franklin (DL - Lanett, Ala. - 2003-06)
 Lloyd, Joe (WR - Birmingham, Ala. - 1948)
 Lloyd, Robert (OL/DL - Monroeville, Ala. - 1962)
 Lloyd, Tommy (OL - Tuscaloosa, Ala. - 1970)
 Lloyd, William (LB - Rosedale, Miss. - 2015-16)
 Loch, Wendell (DL - Eclectic, Ala. - 1980)
 Lofton, Joe (S - Ft. Walton Beach, Fla. - 2013-14)
 Logan, Jim (DB - Eutaw, Ala. - 1988-89)
 Logan, John (WR - Samson, Ala. - 1952)
 Loggins, Gary (OL/DL - Dothan, Ala. - 1965-68)
 Logue, Delane (1972-75)
 Logue, Randy (LB/DL - Marietta, Ga. - 1973-77)
 Long, Billy (RB/DB - Brewton, Ala. - 1951-56)
 Long, Zach (K - Tampa, Fla. - 2022)
 Longmire, Tim (RB - Tallahassee, Fla. - 2014)
 Lott, Howard (RB/DB - Verbena, Ala. - 1951)
 Lott, Larry (FB - Brownsville, Tenn. - 1961)
 Louissaint, Junior (OL - Miami, Fla. - 2003-04)
 Lowe, David (OL - Merritt Island, Fla. - 1974-75)
 Lowe, Reggie (DL - Phenix City, Ala. - 1994-97)
 Lowery, Stewart (LB - Marbury, Ala. - 1981-84)
 Lucas, Al (DL - Macon, Ga. - 1996-99)
 Lucas, Brandon (DB - Tuskegee, Ala. - 2009)
 Lucas, Chad (WR - Tuskegee, Ala. - 2000-01)
 Lucas, Chris (WR - Hazel Green, Ala. - 2006)
 Lucas, Justin (LB - Aberdeen, Miss. - 2015-16)
 Lucas, Kyle (DE - Holtville, Ala. - 2009-12)
 Lucas, Lenny (TE - Macon, Ga. - 1996-99)
 Lucas, Melvin (OL/DL - Lanett, Ala. - 1951)
 Lucky, Kelvin (DE - Elmore, Ala. - 2017)
 Lue, Cardell (CB - Carrollton, Texas - 2013)
 Lundy, Charles (DL - Milledgeville, Ga. - 1981-84)
 Lyons, Pratt (DL - Ft. Worth, Texas - 1995-96)

M-M-M-M-M-M-M-M

Mack, Elbert (DB - Wichita, Kan. - 2006-07)
 Madden, LaDarrius (DB - Leighton, Ala. - 2010-11)
 Maddox, Cecil (OL/DL - Abbeville, Ala. - 1956-57)
 Maddox, Jackie (RB/DB - Attalla, Ala. - 1961)
 Maddox, Johnny (OL - Clarksdale, Miss. - 1999-00)
 Maddox, Kacson (QB - Hamilton, Ga. - 2002)
 Maddox, Robert (DB - Langdale, Ala. - 1975-76)
 Maddox, Ronnie (DB - Marianna, Fla. - 1979)
 Madison, Carlos (QB - Atmore, Ala. - 1956)
 Magliozzi, Luke (P - Westmeadows, Australia - 2021)
 Mahone, Dwayne (OL - Goshen, Ala. - 1984-86)
 Mainor, Kenny (DE - Brunswick, Ga. - 2005-08)
 Mainor, Ronald (WR - Montgomery, Ala. - 1971)
 Malone, Alfred (DT - Frisco City, Ala. - 2004)
 Manning, Hurley (RB/DB - Milton, Fla. - 1956,58-59)
 Manning, Kedric (DB - Eatonton, Ga. - 2008-09)
 Manuel, Mike (1972)

Marable, Vernon (DL - Ashland, Ala. - 1997-2001)
 Marchman, Scott (DB - Fayetteville, Ga. - 1978)
 Marcum, Zack (WR - London, Ky. - 2006-09)
 Marriott, Bubba (QB - Foley, Ala. - 1957-60)
 Marsh, Antjuan (DL - Bagdad, Fla. - 1989-92)
 Marsh, Lynn (LB - Winter Haven, Fla. - 1972-75)
 Marsh, Travis (OL/DL - Boaz, Ala. - 1959-61)
 Marshall, Josh (CB - Lawrenceville, Ga. - 2015-16)
 Martial, Carlton (LB - Mobile, Ala. - 2018-2022)
 Martin, Courtney (OL/DL - Port St. Joe, Fla. - 1962)
 Martin, Dan (RB - Chicago, Ill. - 1989-90)
 Martin, Jack (K/P - Dothan, Ala. - 2019-20)
 Martin, Sherrod (DB - Griffin, Ga. - 2004-05,07-08)
 Mason, Larry (RB - Bessemer, Ala. - 1981-83)
 Massaquoi, Jonathan (DE - Lawrenceville, Ga. - 2010-11)
 Massey, Caleb (DB - Sulligent, Ala. - 2010)
 Massey, Tipton (OL/DL - Brantley, Ala. - 1951)
 Mathew, Victor (WR - Decatur, Ala. - 1974)
 Mathews, Pat (DB - Montgomery, Ala. - 1976-79)
 Mathis, Trevon (DT - Lanett, Ala. - 2018-19)
 Matthews, Danny (DB - Montgomery, Ala. - 1973)
 Matthews, Robert (DB - Tampa, Fla. - 1973-74)
 Maxey, Rick (LB - Ocoee, Fla. - 1974-77)
 Maxwell, Andrae (LB - Cottage Grove, Ala. - 1991-94)
 Maxwell, Josh (LB - St. Mary's, Ga. - 2004-07)
 Mayfield, Gerald (RB - Athens, Ala. - 1983)
 Mays, Josh (RB - McDonough, Ga. - 2018, 20)
 McAliley, Brent (OL - Niceville, Fla. - 1997-2000)
 McAliley, Greg (OL - Hartford, Ala. - 1971-72)
 McCain, Scooter (DB - Cottonwood, Ala. - 1990)
 McCall, Charles (WR/RB/DB - Opp, Ala. - 1948, 52)
 McCall, Julius (CB - Chelsea, Ala. - 2013-14)
 McCarty, Mike (WR - Sumiton, Ala. - 2002)
 McClain, Antonio (DL - Enterprise, Ala. - 1995-98)
 McClain, Jimmy (LB - Enterprise, Ala. - 1998-2001)
 McClain, Khalil (WR - Fairburn, Ga. - 2019-20)
 McClammy, Robert (WR - Brewton, Ala. - 1961)
 McCollough, Earl (RB/DB - Elba, Ala. - 1959)
 McCombs, David (RB - Ft. Walton Beach, Fla. - 1989-92)
 McCord, Oliver (OL - Trenton, Ga. - 1999-2000)
 McCormick, Jay (OL - Gulfport, Miss. - 1970-71)
 McCormick, Tevaris (WR - Biloxi, Miss. - 2016-17)
 McCoy, Gus (OL/DL - Abbeville, Ala. - 1964)
 McCoy, Tom (WR - Newton, Miss. - 1948)
 McCray, Willie (DL - Hopewell, Va. - 1976-77)
 McCray, Zach (CB - Enterprise, Ala. - 2014)
 McCrory, Clint (OL - Panama City, Fla. - 1983-86)
 McCullough, David (OL - Lanett, Ala. - 1980)
 McDermott, Tom (DL - Bardonia, N.Y. - 1990-91)
 McDonald, Austin (WR - Butler, Ala. - 1951,53)
 McDonald, Jack (RB/DB - Ft. Deposit, Ala. - 1952-53)
 McDonald, Jayden (LB - Suwanee, Ga. - 2020-22)
 McDowell, D.T. (QB - Stone Mountain, Ga. - 2004)
 McDowell, David (LB - Asheville, N.C. - 2007,09)
 McDowell, Jawon (CB - Mobile, Ala. - 2015-19)
 McDowell, Willie (WR - Eclectic, Ala. - 2008)
 McDuffie, Terry (LB - Samson, Ala. - 1968,70)
 McGhee, Bill (LB - Dozier, Ala. - 1978,79,80)
 McGhee, Uvakeious (DE - Montgomery, Ala. - 2016)

ALL-TIME LETTERMEN

McGill, Mike (DB - Alexander City, Ala. - 1970)
McGilvray, Gary (OL - Banks, Ala. - 1979,80,81)
McGraw, Mike (QB - Bessemer, Ala. - 1988,89)
McGraw, Willie Joe (OL/DL - Trion, Ga. - 1956,57)
McGriff, Jim (K - Winfield, Ala. - 1979)
McKelvin, Leodis (DB - Waycross, Ga. - 2004-07)
McKinnon, John (QB - Plantation, Fla. - 1980-83)
McKissack, Evan (OL - Hoover, Ala. - 2012-13)
McKissic, Bryant (DB - Phenix City, Ala. - 2007-10)
McKnight, James (K - Rockledge, Fla. - 1976)
McLain, Ken (QB - Sylacauga, Ala. - 1970-73)
McLain, Thomas (RB - Montgomery, Ala. - 1973)
McLaughlin, Nick (FB - Tennesse, Ala. - 2013-15)
McLendon, Steve (DL - Ozark, Ala. - 2005-08)
McNeil, Harry (OL/DL - Dothan, Ala. - 1948)
McNeil, Parker (QB - Austin, Texas - 2020)
McNutt, Wayne (LB - Haleyville, Ala. - 1969-70)
McQueen, Dewayne (DL - Evergreen, Ala. - 2000)
Meadows, Carl (QB - Cumming, Ga. - 2004-05)
Medley, Don (QB - Bonifay, Fla. - 1959)
Medina, Luis (DT - Summerville, Ga. - 2020-22)
Meise, Don (OL/DL - Salisbury, Md. - 1952)
Melton, Kamryn (CB - Dothan, Ala. - 2016-17)
Melton, Xavier (DL - Lakeland, Fla. - 2012-13)
Merkel, Steven (OL - Pensacola, Fla. - 2005-08)
Merriott, Francis (QB - Foley, Ala. - 1958)
Messaris, Buddy (QB - Montgomery, Ala. - 1968)
Messick, O'Neal (RB/DB - Abbeville, Ala. - 1956,58)
Mewbourne, David (DB - Birmingham, Ala. - 1976)
Michelfeider, James (RB/DB - Hanceville, Ala. - 1966)
Miggins, Martin (1994)
Miles, Dimitri (LB - Birmingham, Ala. - 2011-12)
Miller, Brent (DL - Iron City, Ga. - 1979)
Miller, Jackie (OL/DL - Savannah, Ga. - 1950-53)
Miller, Jeff (TE - Brewton, Ala. - 1990)
Miller, Jermaine (DB - Louisville, Miss. - 2002,04)
Miller, Mike (DB - Milton, Fla. - 2002)
Miller, Quincey (DE - Austell, Ga. - 2020)
Miller, Richard (FB - Estanolle, Ga. - 1960)
Miller, Rodney (LB - Pensacola, Fla. - 1975-78)
Miller, Sean (DT - Brewton, Ala. - 1987)
Miller, Willie (1983)
Miller, Zach (DB - Duncan, S.C. - 2012)
Milliner, Lee (OL - Enterprise, Ala. - 2001-04)
Milliron, Brennen (LS - Hoover, Ala. - 2019)
Mills, Greg (DL - Tallahassee, Fla. - 2001)
Milner, Josh (P - Tallassee, Ala. - 2008)
Mims, Doug (DB - Dothan, Ala. - 1987-89)
Minor, Eddie (LB - Jacksonville, Fla. - 1969)
Missildine, Ted (RB/DB - Billingsley, Ala. - 1956-58)
Mitchell, Charles (OL/DL - Auburn, Ala. - 1948)
Mitchell, John (RB - Columbiana, Ala. - 1978-79)
Mitchell, Mario (DL - Opelika, Ala. - 1993-95)
Mitchell, Quentin (RB - Williston, Fla. - 1995)
Mitchell, Steve (OL - Warner Robins, Ga. - 1977-79)
Mitchell, TJ (RB - Ft. Lauderdale, Fla. - 2009-12)
Mixon, Fred (RB - Clewiston, Fla. - 1980-83)
Mizell, Eric (TE - Leaf, Miss. - 1990-91)
Moffitt, Tommy (RB/DB - Henderson, Tenn. - 1966-68)

Moncrief, Brett (WR - Little Rock, Ark. - 2010-11)
Money, Hawley (OL/DL - Abbeville, Ala. - 1952,56)
Monk, Bobby (OL - Atlanta, Ga. - 1969-70)
Monroe, Myron (DB - Tuscaloosa, Ala. - 1998-99)
Monroe, Phil (DB - Warner Robins, Ga. - 1979)
Moody, Lee (DE - Mobile, Ala. - 1970-71)
Moore, Adrian (TE - Oxford, Ala. - 1999-00,02-03)
Moore, Bob (WR - Monroeville, Ala. - 1957)
Moore, Danny (K - Dothan, Ala. - 1964-67)
Moore, Deloise (DB - St. Martin, Miss. - 2001-02)
Moore, Derrick (RB - Albany, Ga. - 1989-90)
Moore, Hollis (WR - Memphis, Tenn. - 2011)
Moore, Michael (OL - Fayette, Ala. - 1999)
Moore, Terence (DB - Columbus, Ga. - 2005-08)
Moreland, Xavier (DB - Williamson, Ga. - 2005-06, 08)
Morgan, Andre (DB - Garland, Texas - 2004-05)
Morgan, Roy (WR - Phenix City, Ala. - 1948)
Morgan, Thad (OL/DL - Enterprise, Ala. - 1958-59)
Morris, Kerry (OL - Water Valley, Miss. - 1990-91)
Morris, T.J. (LB - Geneva, Ala. - 1967-68)
Morrison, Paul (OL - Live Oak, Fla. - 1979-81)
Morrow, John (OL/DL - Elba, Ala. - 1951-52)
Mosley, Doug (RB/DB - Montgomery, Ala. - 1965)
Mote, Edgar (RB/DB - Albany, Ga. - 1959)
Moultry, Chris (TE - Brundidge, Ala. - 1990-91)
Mount, Parker (DB - Mathews, Ala. - 1980)
Muller, Bubba (DL - Pensacola, Fla. - 1981-84)
Munson, Joe (TE - Chico, Calif. - 2003-04)
Murchinson, Bobby (OL/DL - Eclectic, Ala. - 1959-60)
Murdock, Kelvin (WR - Tampa, Fla. - 1978-81)
Murphy, Bob (1969-70)
Murphy, Christian (CB - Gulf Breeze, Fla. - 2020, 22)
Murphy, Micah (S - Alabaster, Ala. - 2018-20)
Murry, Stacy (DL - Thomasville, Ga. - 1994-97)
Murray, Tyler (SPR - Baldwin, Fla. - 2017-18)
Myers, Jody (QB - Auburndale, Fla. - 1981)
Myrick, Tony (DB - Greenville, Ala. - 1971-74)

N-N-N-N-N-N-N-N

Napert, David (DL - Cocoa, Fla. - 1979-82)
Nation, Jim (OL/DL - Birmingham, Ala. - 1966)
Navarro, Jim (OL/DL - Nashville, Ga. - 1965)
Nelson, James (OL/DL - Elba, Ala. - 1956)
Nelson, Joe (1998)
Nelson, Larry (QB - Mobile, Ala. - 1975)
Newland, Nate (OL - Frankfort, Ky. - 2009-10)
Newman, Gabe (DB - Abbeville, Ala. - 2009)
Newston, Jeff (QB - Pace, Fla. - 1983)
Newton, Earl (OL/DL - Greenville, Ala. - 1959-60)
Newton, Joe (RB/DB - Arcadia, Fla. - 1961)
Newton, Larry (QB - Ft. Lauderdale, Fla. - 1982-83)
Newton, Larry (RB/DB - Greenville, Ala. - 1958-59)
Newton, Sterling (OL/DL - Greenville, Ala. - 1958-59)
Nichols, Dave (OL/DL - Chattahoochee, Fla. - 1951)
Ninas, Rusty (LB - Columbus, Ga. - 1966-69)
Nix, Paul (RB/DB - Bainbridge, Ga. - 1962-65)
Nixon, Kevin (LB/BAN - Fort Valley, Ga. - 2017-19)
Nixon, Kyle (S - Fort Valley, Ga. - 2017-21)

Nolin, Nathan (LB - Graceville, Fla. - 2007-09)
Norman, Gene (RB/DB - Luverne, Ala. - 1948)
Nutter, Brock (QB - Hoover, Ala. - 1998-2001)
Nwankwo, Chigozie (DT - Miramar, Fla. - 2008)

O-O-O-O-O-O-O-O

Oates, Neal Jr. (DB/LB - Florala, Ala. - 2000-03)
O'Brien, Daniel (WR - Spartanburg, S.C. - 2000-01)
Odaibo, Femi (DB - Santa Barbara, Calif - 2013-14)
Odenheimer, Robert (RB/DB - Ridgefield, N.J. - 1951)
Odom, Charles (LB - Dothan, Ala. - 1972-73)
Odom, Kris (OL - Antioch, Ala. - 1992-95)
Odom, Steve (OL - Andalusia, Ala. - 1975)
Okosa, Emeka (DL - Newark, N.J. - 2005-08)
Olds, Mark (FB - Louisville, Ala. - 1987)
Olds, Sean (1986)
Ollendieck, Clayton (TE - Cresco, Iowa - 2021-22)
Olmsted, Thomas (P/K - Lake City, Fla. - 2002-05)
O'Mara, Pat (DL - Marietta, Ga. - 1980-83)
Orr, Daniel (DT - Eufaula, Ala. - 2008)
Ortner, Johnathan (WR - Santa Rosa Beach, Fla. - 2017)
O'Toole, Danny (QB - Birmingham, Ala. - 1983-86)
Overton, Larue (P - Lanett, Ala. - 1976-77)
Owen, Allen (DB - Columbus, Ga. - 1970)
Owens, Bobby (DL - Ocala, Fla. - 1973-77)
Owens, Fred (DL - Winter Garden, Fla. - 1968-70)
Owens, Gene (WR - Ozark, Ala. - 1948)
Owens, Ronnie (RB - Rogersville, Ala. - 1972-73)
Owens, Sammy (WR - Blakely, Ga. - 1959-62)
Owes, Barron (LB - Mobile, Ala. - 1992-93)

P-P-P-P-P-P-P-P

Pace, John (RB/DB - Auburn, Ala. - 1948)
Page, Tommy (OL/DL - Bay Minette, Ala. - 1948)
Page, Trey (WR - Birmingham, Ala. - 2012-15)
Painschab, Rich (1981)
Palmer, Mack (RB/DB - Midland City, Ala. - 1957-58)
Palmer, Pat (DL - Cantonment, Fla. - 1988-89)
Palmer, Taiyon (DB - Lawrenceville, Ga. - 2021-22)
Parker, Dantavious (QB - Miami, Fla. - 2008-09)
Parker, Kevin (QB - Wedowee, Ala. - 1982)
Parker, Phillip (DB - Midland City, Ala. - 1973-76)
Parker, Sean (WR - Milton, Fla. - 1995-96)
Parker, Tyler (S - Union Hill, Ala. - 2013-14)
Parks, Anthony (DB - Montgomery, Ala. - 1982-85)
Parnell, Mitch (LB - Prattville, Ala. - 1985-88)
Parnell, Scott (Prattville, Ala. - 1988-91)
Parris, Doug (DB - Clewiston, Fla. - 1986-88)
Paschal, Charlie (RB - Ocilla, Ga. - 1975)
Passmore, Neil (RB/DB - Decatur, Ga. - 1960)
Pate, Shayne (OL - Reform, Ala. - 1992-94)
Patrick, John Mark (LB - Jay, Fla. - 2007-08)
Patterson, Allen (RB - Auburn, Ala. - 1974-75)
Patterson, Robert (DB - Melbourne, Fla. - 1971,75-76)
Patton, Mike (LB - Andalusia, Ala. - 1991-93)
Paul, David (WR - Tavares, Fla. - 1960)
Paul, Oliver (OL/DL - Dothan, Ala. - 1951-53)

Paulk, Bobby (RB/DB - Crawfordville, Fla. - 1957)
 Paulk, Mahlon (RB/DB - Ramer, Ala. - 1951-53)
 Payne, Dale (OL - Robards, Ky. - 1991-94)
 Payne, Jimbo (RB - Skipperville, Ala. - 1984-87)
 Payne, Keion (CB - Ft. Lauderdale, Fla. - 2013-14)
 Payton, Felton (WR - Ft. Walton Beach, Fla. - 2009-13)
 Peach, James (OL - Brewton, Ala. - 2016-18)
 Peacock, Winton (RB/OL - Eastman, Ga. - 1963-64)
 Peavy, Jack (OL - Foxborough, Mass. - 1984-85)
 Peek, Garrett (DL - Millbrook, Ala. - 2013-15)
 Peeples, Terry (CB - Forest Park, Ga. - 1971-72)
 Pelham, Jack (OL/DL - Panama City, Fla. - 1952)
 Pelham, Wilbur (RB/DB - Graceville, Fla. - 1952)
 Pelham, Wilmer (RB/DB - Columbus, Ga. - 1959)
 Pendergrass, Derick (DB - Manning, S.C. - 2005-07)
 Pennington, Robert (RB - Birmingham, Ala. - 1978-80)
 Perdue, Jack (QB - Columbus, Ga. - 1952)
 Perez, Sergio (DB - Mayo, Fla. - 2009)
 Perkins, James (WR - Eufaula, Ala. - 1948)
 Perkins, Jim (WR - Montgomery, Ala. - 1970-71)
 Perry, Stuart (RB - Buena Vista, Ga. - 1978)
 Pertee, Malik (DT - Ocala, Fla. - 2020)
 Peters, Jon (QB - Albertville, Ala. - 1996-98)
 Peterson, Brian (OL - Santa Rosa, Fla. - 1997-98)
 Peterson, Cameron (WR - Daphne, Ala. - 2013-14)
 Peterson, Julian (DT - Pinson, Ala. - 2022)
 Peterson, Tyrone (DB - Montgomery, Ala. - 1996-98)
 Pettus, Dell (S - Harvest, Ala. - 2019-22)
 Phillips, Andrew (OL - Magnolia, Miss. - 2011-12)
 Phillips, Bobby (OL/DL/FB - Adel, Ga. - 1956-58)
 Phillips, Cedric (TE - Roanoke, Ala. - 2000-03)
 Phillips, Clark (OL - Bristol, Tenn. - 1997-98)
 Phillips, Eddie (OL - Tallassee, Ala. - 1976-78)
 Phillips, Jerome (QB - Georgiana, Ala. - 1994-96)
 Phillips, KeJuan (DB - Waycross, Ga. - 2008,10)
 Phillips, Tom (OL/DL - Cottonwood, Ala. - 1952)
 Phillips, Wayne (QB - Corner, Ala. - 1961-62)
 Philpott, Larry (RB - Fairfax, Ala. - 1970)
 Philpott, Gary (OL - Fairfax, Ala. - 1974-75)
 Philyaw, David (DB - Atlanta, Ga. - 1999-2002)
 Philyaw, Mareno (WR - Atlanta, Ga. - 1996-99)
 Pickett, Charles (DL - Jacksonville, Fla. - 1973-76)
 Pickett, Chris (DB - Crestview, Fla. - 2010-13)
 Pickett, Sam (DL - Enterprise, Ala. - 1973-76)
 Pierce, A.J. (DT - Dothan, Ala. - 2019-22)
 Pimienta, Gerrick (LB - Brandon, Fla. - 1985-88)
 Pitchford, Blaine (LT - Dothan, Ala. - 1991)
 Pittman, Bo (LB - New Brockton, Ala. - 1989-92)
 Pittman, Johnny (FB - Brunswick, Ga. - 1964-65)
 Pittman, Julius (WR - Troy, Ala. - 1987-90)
 Pittman, Marcus (DL - Broadway, N.C. - 2006-07)
 Pitts, KE'Marvin (WR/RB - Albany, Ga. - 2015-17)
 Pleas, Clint (RB - Tallahassee, Fla. - 1982)
 Plummer, Lindsey (WR - Miami, Fla. - 1971-74)
 Poe, Ryan (OL - Tuscaloosa, Ala. - 1987-89)
 Polite, Eric (WR - Winder, Ga. - 1992-95)
 Polk, Jason (LB - Fayetteville, Ga. - 1989)
 Polk, Taylor (LS - Demopolis, Ala. - 2014-16)
 Pollard, Andre (WR - Montgomery, Ala. - 1982)

Ponder, Dionte (DB - Ocala, Fla. - 2012)
 Poole, Baron (DT - Decatur, Ga. - 2016-17)
 Postell, Eric (DL - Adel, Ga. - 1990-91)
 Potter, Wesley (OL - Bellevue, Wash. - 2007-08)
 Pounds, Sam (LB - Millry, Ala. - 2011)
 Powe, Ernest (QB - Mobile, Ala. - 1979-80)
 Powell, Butch (LB - Troy, Ala. - 1970)
 Powell, Byron (DL - Blakely, Ga. - 1992-94)
 Powell, Horace (RB/DB - Enterprise, Ala. - 1951)
 Powell, Millard (RB/DB - Samson, Ala. - 1962)
 Powell, Roland (WR - Elba, Ala. - 1956)
 Powell, Sonny (QB - Bay Minette, Ala. - 1957)
 Powell, Taylor (QB - Fayetteville, Ark. - 2021)
 Prestwood, Eugene (RB/DB - Brewton, Ala. - 1951)
 Price, Stewart (HB - Troy, Ala. - 1972)
 Pritchett, Walter (LB/FB - Phenix City, Ala. - 2017-19)
 Pruitt, Dontreal (QB - Laurel, Miss. - 2014-15)
 Pruitt, Josh (TE - Ellsworth, Kan. - 2005-06)
 Puccio, Phil (WR - Eufaula, Ala. - 1991-94)
 Pugh, Bernard (DL - Grove Hill, Ala. - 1980-81)
 Pyle, Edward (OL/DL - Birmingham, Ala. - 1951-53)

Q-Q-Q-Q-Q-Q-Q-Q

Quass, Ollie (K - Beaufort, S.C. - 1992-95)
 Queen, Sonny (RB/DB - Montgomery, Ala. - 1948)
 Quinn, Marlon (DL - Etiwanda, Calif. - 2008)
 Quinn, Mike (P - Birmingham, Ala. - 1977-80)
 Quinney, David (TE - Eufaula, Ala. - 1977)
 Quisenberry, Clark (WR - Enterprise, Ala. - 2013-15,17)

R-R-R-R-R-R-R

Rabb, Anthony (LB - Prichard, Ala. - 1997-99)
 Raburn, John (DB - Tampa, Fla. - 1971-74)
 Ragan, Ronnie (RB/DB - Madison, Fla. - 1967)
 Ragin, Jackie (OL/DL - Montezuma, Ga. - 1965)
 Ragle, Bill (RB - Roanoke, Ala. - 1968-71)
 Railey, Ralph (OL/DL - Troy, Ala. - 1952)
 Raines, Bernice (QB - Ft. Walton Beach, Fla. - 1952)
 Rainey, Lionel (LB - Greenville, Ala. - 1969-70)
 Ramsey, Ben (TE - Scott City, Kan. - 2005)
 Randa, Jeff (K - Foley, Ala. - 1996-97)
 Randall, Lonnie (DL - Ozark, Ala. - 1992-94)
 Ransaw, Caleb (CB - Harvest, Ala. - 2022)
 Ransaw, Michael (QB - Ft. Lauderdale, Fla. - 1990)
 Raulerson, Gordon (OL - Patterson, Ga. - 1964-65)
 Ray, Allen (OL - Montgomery, Ala. - 1990-93)
 Ray, Jake (OL/DL - Wetumpka, Ala. - 1948)
 Ray, Matt (QB - Quincy, Calif. - 2002)
 Reaves, Devon (DE - Conyers, Ga. - 2020-22)
 Redd, Mickey (QB - Enterprise, Ala. - 1966)
 Reddick, Darrin (S - Houston, Texas - 2014-15)
 Reddoch, Tim (OL/DL - Troy, Ala. - 1951)
 Reed, Larry (DL - Jacksonville, Fla. - 1980)
 Reed, Rayshun (DB - Phenix City, Ala. - 1999-03)
 Reese, Hunter (DE/BAN - Wetumpka, Ala. - 2015-18)
 Reese, Steve (LB - Damascus, Ga. - 1978-81)
 Reeves, Chip (WR - Stone Mountain, Ga. - 2008-10, 12)

Reeves, Jerry (RB/DB - Americus, Ga. - 1961-64)
 Reeves, Joe (DB - Adel, Ga. - 1983)
 Register, Johnny (LB - Geneva, Ala. - 1974)
 Reid, David (OL/DL - Phenix City, Ala. - 1952)
 Reid, Jim (K - Tallahassee, Fla. - 1973)
 Reinhardt, John (RB/DB - Decatur, Ga. - 1960)
 Reinhardt, Mike (WR - Birmingham, Ala. - 1964)
 Renfroe, Dewey (RB/DB - Montgomery, Ala. - 1948)
 Renfroe, Scott Taylor (K - Troy, Ala. - 2022)
 Rentz, Aubrey (RB/DB - Blakely, Ga. - 1956-58)
 Reynolds, James (K - Union Springs, Ala. - 1974)
 Rials, Reid (WR - Satsuma, Ala. - 2019-20)
 Rice, Joe (WR - Dothan, Ala. - 1965)
 Richards, Jerry (DL - Troy, Ala. - 1981)
 Richardson, Calvin (DL - Monroeville, Ala. - 1976-78)
 Richardson, Jermaine (RB - Pensacola, Fla. - 2002-05)
 Richardson, Marcus (DB - Pensacola, Fla. - 2004-07)
 Richardson, Mike (DL - Rockledge, Fla. - 1978-81)
 Richardson, Patrick (LB/DE - Pensacola, Fla. - 2018-20)
 Richardson, Terry (WR - Donaldsonville, La. - 1957)
 Richardson, Zach (DB - Alabaster, Ala. - 2009)
 Richburg, Bubba (TE - Troy, Ala. - 1991)
 Rickard, William (OL/DL - Sharon, Pa. - 1959)
 Ridgeway, Roger (P - Pass Christian, Miss. - 2001)
 Rigdon, Charles (DB - Ft. Walton, Fla. - 1977-79)
 Riley, Chuck (QB - Abbeville, Ala. - 1971)
 Riley, Leonard (OL/DL - Ozark, Ala. - 1948)
 Riley, Nic (OL - Warner Robins, Ga. - 2007-08)
 Rivers, Ed (DB - Naples, Fla. - 1975)
 Rivers, Mike (P - Wilmington, N.C. - 2022)
 Robbins, Caleb (LS - Tuscaloosa, Ala. - 2022)
 Roberson, Vance (OL - Gadsden, Ala. - 1976-78)
 Roberts, Cleve (OL - Buhler, Kan. - 1997-98)
 Roberts, R.J. (LB - Enterprise, Ala. - 2007,09)
 Roberts, Sterling (DB - Starke, Fla. - 2021)
 Robert, Tyler (DE - Hoover, Ala. - 2012-15)
 Robertson, KJ (LB - Alabaster, Ala. - 2018-22)
 Robinson, Chris (WR - Linden, Ala. - 2018)
 Robinson, Corey (QB - Paducah, Ky. - 2010-13)
 Robinson, Drew (LS - Opelika, Ala. - 2008-09)
 Robinson, Jaquon (WR - Atlanta, Ga. - 2012)
 Robinson, Michael (DT - Montgomery, Ala. - 2016)
 Robinson, Mike (DB - Fairfield, Ala. - 2009)
 Robinson, Ray (WR - Carrollton, Ga. - 1948)
 Robinson, Rubin (OL/DL - Birmingham, Ala. - 1951-53)
 Robinson, Tommie (DB - Phenix City, Ala. - 1982-85)
 Robinson, Zsan (WR - Rockledge, Fla. - 2003)
 Robles, John (DL - Miami, Fla. - 2010-11)
 Rodgers, Tony (LB - Montgomery, Ala. - 1972)
 Roe, Brent (TE - Pine Hill, Ala. - 1984-87)
 Rogers, Ben (OL/DL - Bainbridge, Ga. - 1956-59)
 Rogers, David (RB - Milledgeville, Ga. - 1970)
 Rogers, Marcus (WR - Smyrna, Ga. - 2020-22)
 Rogers, Mike (OL - Opp, Ala. - 1981-84)
 Rogers, Russ (LB - Milton, Fla. - 1989-92)
 Rohrbaugh, Eddie (QB - Fairburn, Ga. - 1976-79)
 Roland, J.B. (OL/DL/QB - Colquitt, Ga. - 1952-57)
 Roland, Mitchell (LB - Auburn, Ala. - 2013-15)
 Roney, Lafayette (OL/DL - Newville, Ala. - 1951,53)

ALL-TIME LETTERMEN

Rookard, Cedarius (S - Spartanburg, S.C. - 2015-18)
Rooker, Charles (OL/DL - Pensacola, Fla. - 1959)
Rooks, Frank (RB/DB - Marianna, Fla. - 1957)
Rooks, Mack (RB/DB - Marianna, Fla. - 1948)
Ross, Bobby (WR - Tallassee, Ala. - 1952-53,58)
Ross, Devonte (WR - Cartersville, Ga. - 2022)
Ross, Tre' (TE/LB - Tuscaloosa, Ala. - 2019-20)
Ross, Willard (DB - Hollandale, Miss. - 2009-10)
Rotunda, Windham (OL - Brooksville, Fla. - 2008)
Rountree, Jalen (CB - Warner Robins, Ga. - 2015-16)
Roundtree, Bert (RB/DB - Adel, Ga. - 1962-63)
Roussell, Rashad (DL - Boutte, La. - 2008-09)
Rowe, Luke (TE - Eclectic, Ala. - 2009)
Rowell, Jeremy (QB - Crestview, Fla. - 1992-95)
Rowland, Mitch (OL - Headland, Ala. - 1983)
Rowzee, Steven (OL - Chicago Heights, Ill. - 2016-17)
Ruben, Teddy (WR - Scottsdale, Ariz. - 2014-15)
Rumph, Garry (DT - Troy, Ala. - 1984-87)
Russell, Adam (QB - Dora, Ala. - 1996-97)
Russell, Bill (OL/DL - Hartford, Ala. - 1966-69)
Russell, Cliff (OL/DL - Montgomery, Ala. - 1960)
Russell, Josh (QB - Sumiton, Ala. - 2002-03)
Russell, Larry (RB - Decatur, Ala. - 1974-75)
Russell, Tyquae (SPR - Oklahoma City, Okla. - 2016-17)
Rutledge, Toris (WR - Reddick, Fla. - 2002-06)
Ryles, Robert (OL - Grady, Ala. - 1972)

S-S-S-S-S-S-S

Sadler, Frank (RB/DB - Albany, Ga. - 1956-59)
Sadler, Mike (OL - Jacksonville, Fla. - 1968-69)
Saint, Gage (OL - Town Creek, Ala. - 2021)
Sailo, Travis (DT - Buhl, Ala. - 2018-19)
Saleem, Ismail (WR - Montgomery, Ala. - 2015-17)
Salter, Doug (LB/DT - Brantley, Ala. - 2016-18)
Salter, Gary (DE - Warner Robins, Ga. - 1972)
Samples, Jason (WR - Swainsboro, Ga. - 2001-04)
Samuels, Tyler (TE - Sarasota, Fla. - 2009)
Sanders, Arthur (OL/DL - Phenix City, Ala. - 1956)
Sanders, Billy (OL/DL - Cochran, Ala. - 1962)
Sanders, Johnny (OL/DL - Phenix City - 1956-59)
Sanders, Mark (QB - Meridian, Miss. - 1981)
Sanders, Ovid (OL/DL - Dozier, Ala. - 1951)
Sanders, Patrick (WR - Atlanta, Ga. - 1962)
Sanders, Ralph (DL - Columbus, Ga. - 1973-76)
Sanders, Tim (WR - Birmingham, Ala. - 1974-77)
Sanders, Trevon (DT - Charleston, S.C. - 2015-18)
Sandusky, Clarence (OL/DL - Montgomery, Ala. - 1951)
Sanford, Billy (RB/DB - Bessemer, Ala. - 1948)
Sasser, Lance (WR - Pensacola, Fla. - 1989-92)
Sauls, Drew (WR - Callahan, Fla. - 1982)
Saylor, Steve (OL - Dothan, Ala. - 1974-76)
Schatz, Jeremy (P - Birmingham, Ala. - 2001)
Scott, Harold (FB - LaGrange, Ga. - 1957)
Scott, Herman (WR - Prattville, Ala. - 1948)
Scott, Will (P/K - Lucedale, Miss. - 2012-13)
Scruggs, Randall (OL/DL - Excel, Ala. - 1965)
Searcy, Ken (TE - Troy, Ala. - 1982)
Searcy, James (DE - Newnan, Ga. - 2008-09)

Searcy, Shelby (RB/DB - Andalusia, Ala. - 1948)
Sears, Corey (LB - Montgomery, Ala. - 1999-2001)
Seay, Virgil (WR - Moultrie, Ga. - 1978-79)
Seder, Steve (OL - Tampa, Fla. - 1979)
Self, Logan (OL - Trussville, Ala. - 2020-22)
Sellers, Ennis (OL/DL - Georgiana, Ala. - 1948)
Sellers, Ray (OL - Baxley, Ga. - 1971-72)
Sellers, Sam (DB - Troy, Ala. - 2007-10)
Sexton, Gerald (DL - Ft. Deposit, Ala. - 1980)
Shamburger, Cliff (DB - Jasper, Ala. - 1993-96)
Shannon, Don (QB - Montgomery, Ala. - 1952)
Shaughnessy, Leonard (OL - Dothan, Ala. - 1995-98)
Shaw, Eric (BAN - Reeltown, Ala. - 2022)
Sheats, Charles (OL - Athens, Ga. - 1992-95)
Sheffield, Cameron (DE - Portal, Ga. - 2006-09)
Sheffield, Daniel (DB - Ashburn, Ga. - 2008-10)
Shields, Charles (OL/DL - St. Marks, Fla. - 1956-57)
Shelley, Ronnie (DB - Headland, Ala. - 1966-69)
Shepard, Keith (QB - Chauncey, Ga. - 1969)
Shepphard, Raymond (RB/DB - Columbus, Ga. - 1951)
Sherfield, Thomas (LB - Tuscaloosa, Ala. - 1993-95)
Sherman, Mike (OL - Montgomery, Ala. - 1974-75)
Sherman, Tim (OL - Montgomery, Ala. - 1971-72)
Sherrill, Mike (TE - Pensacola, Fla. - 1983-85)
Shine, Glen (WR - Montgomery, Ala. - 1964)
Shipman, Demetric (DB - LaGrange, Ga. - 1993-96)
Shirley, Ryan (QB - Gordo, Ala. - 1999-00)
Shiver, Paul (1981)
Shlegel, Mike (QB - Buffalo, N.Y. - 1972)
Showers, Antonio (BAN/DE - Tucker, Ga. - 2018-22)
Shuler, Tom (OL - Tallahassee, Fla. - 1972-74)
Shuttlesworth, Randy (QB - Warner Robins, Ga. - 1978)
Silvers, Brandon (QB - Orange Beach, Ala. - 2014-17)
Silvoy, Austin (WR - St. Augustine, Fla. - 2007-10)
Simon, Carnell (DE - Duluth, Ga. - 2014-15)
Simmons, Carl (DB - Lineville, Ala. - 1999-2001)
Simmons, Curtis (DL - Albany, Ga. - 1974-75)
Simmons, Gary (DL/TE - Thomasville, Ala. - 1990-92)
Simmons, Harold (OL/DL - Brandon, Fla. - 1964)
Simmons, Kelvin (QB - Mobile, Ala. - 1991-93)
Simms, Steve (LB - Columbus, Ga. - 1975)
Sims, Brad (RB - Montgomery, Ala. - 1984-86)
Singleton, Rodney (DB - Montgomery, Ala. - 1988-91)
Sites, Buddy (WR - Blakely, Ga. - 1956-57)
Skinner, Quentin (LS - Buford, Ga. - 2022)
Skipper, Heyward (WR - Baxley, Ga. - 1999-02)
Skole, Scott (DB - Roswell, Ga. - 1980)
Slater, Bryan (DT - Mobile, Ala. - 2014-17)
Sliger, Dwight (DB - Melbourne, Fla. - 1971-72)
Sloan, Eric (DB - Atlanta, Ga. - 1997-99)
Slocum, Craig (CB/S - Lake Butler, Fla. - 2018-22)
Small, Dion (OL - Americus, Ga. - 2007-08)
Small, Ronnie (DB - Greenville, Ala. - 1983)
Smeltzer, Karl (LB - Jacksonville, Fla. - 1988-90)
Smeltzer, Kurt (DL - Jacksonville, Fla. - 1983-86)
Smiley, A.J. (S/LB - Hoover, Ala. - 2015,17-19)
Smith, Bennie (TE - Gainesville, Fla. - 1982-83)
Smith, B.J. (RB - Millbrook, Ala. - 2016-21)
Smith, Billy (LB - Mobile, Ala. - 1969-72)

Smith, Boo (LB - Raleigh, N.C. - 2003-06)
Smith, Carl (WR - Gainesville, Fla. - 1980-83)
Smith, Coby (DT - Troy, Ala. - 2017)
Smith, Don (RB/DB - Brewton, Ala. - 1952)
Smith, Ferrell (FB - Elba, Ala. - 1965)
Smith, Greg (DL - Jacksonville, Fla. - 1978)
Smith, Jamaal (WR - Hapeville, Ga. - 2002-04)
Smith, Jack (LB - Ocilla, Ga. - 1969-70)
Smith, Jack (WR - Athens, Ala. - 1992)
Smith, James (OL/DL - Ft. Walton Beach, Fla. - 1960)
Smith, Kyle (OL - Donalsonville, Ga. - 2002)
Smith, Sawyer (QB - Cantonment, Fla. - 2016, 18)
Smith, Terrell (LB - Barnesville, Ga. - 1996-99)
Smith, Wayne (WR - Springfield, Ga. - 1963)
Smith, Willie (LB - Brewton, Ala. - 1993-96)
Smoke, Charles (WR - Mobile, Ala. - 1974-77)
Snead, Les (OL - Eufaula, Ala. - 1989-91)
Solley, Malcolm (FB - Prattville, Ala. - 1960)
Solomon, Jed (K - Valdosta, Ga. - 2012-15)
Solomon, Javon (DE/BAN - Tallahassee, Fla. - 2019-22)
Southward, Shawn (RB - Florence, Ala. - 2009-12)
Sowell, Jeff (DL/LB - Tallahassee, Fla. - 1982-84)
Spann, Bobby (QB - Montgomery, Ala. - 1956-57)
Sparks, Andy (DB - Eufaula, Ala. - 1982-83)
Spear, James (OL/DL - Lanett, Ala. - 1948)
Spear, Paul (RB - Andalusia, Ala. - 1975)
Spear, William (QB - Lapine, Ala. - 1973)
Speed, Bryant (DB - Selma, Ala. - 1980)
Spencer, Billy Ray (RB/DB - Birmingham, Ala. - 1951)
Spencer, Harris (DB - Mobile, Ala. - 1977-80)
Sperli, Tommy (WR - Merritt Island, Fla. - 1975)
Spikner, Jeremy (DB - Memphis, Tenn. - 2013)
Spillers, Gary (LB - Milledgeville, Ga. - 1969-70)
Spradley, Steve (OL/DL - Lake City, Fla. - 1963-64)
Spralling, Shon (SPR - Huntsville, Ala. - 2018-20)
Sprayberry, Tommy (OL/DL - Trion, Ga. - 1951)
Spriggs, Marcus (DL - Washington, DC - 1996-98)
Stabile, Dan (RB/DB - Sharpville, Pa. - 1961)
Stabler, Rick (LB - Dothan, Ala. - 1975)
Stacey, Carol (OL/DL - Excel, Ala. - 1956)
Stadom, Jamal (DE/DT - Melbourne, Fla. - 2014-17)
Stadom, Marty (DE - Melbourne, Fla. - 2012-13)
Stanfield, Chris (FB - Prattville, Fla. - 2005)
Stanley, Daniel (WR - Eclectic, Ala. - 2009)
Stansberry, Jay (OL - Bremen, Ga. - 2009)
Staple, Keith (LB - Jonesboro, Ga. - 2002-03)
Starling, Darrell (S - Pelham, Ga. - 2020-22)
Steiner, Kevin (DL - Pensacola, Fla. - 1978)
Stekes, Roy (FB - Brewton, Ala. - 1952)
Stennis, Carlos (DL - Meridian, Miss. - 2000-01)
Stephens, John (OL/DL - Savannah, Ga. - 1961-65)
Stephens, Mickey (OL/DL - Crestview, Fla. - 1962)
Stephens, Ray (OL/DL - Tucker, Ga. - 1964-65)
Stephens, Roger (WR - LaGrange, Ga. - 1960-62)
Stephens, Tommy (OL - Marianna, Fla. - 2012-14)
Stevens, Brad (QB - New Orleans, La. - 1991-93)
Stevens, Craig (OL - Palatka, Fla. - 1981-84)
Steward, Reddy (CB - Decatur, Ala. - 2019-22)
Steward, Rorrick (S - Decatur, Ala. - 2022)

Steward, Tim (S - Hazlehurst, Miss. - 2022)
 Stewart, Bryant (WR - Elgin, S.C. - 2003)
 Stewart, Greg (DL - Decatur, Ala. - 1984-87)
 Stidham, Austin (OL - Russellville, Ala. - 2018-22)
 Stidham, Matt (TE - Blountsville, Ala. - 2008-10)
 Stiles, Ron (OL/DL - Ft. Walton Beach, Fla. - 1962)
 Stinson, Jerry (OL/DL - Geneva, Ala. - 1957)
 Stone, Matt (K - Atlanta, Ga. - 1991-92)
 Stone, William (RB/DB - Russellville, Ala. - 1961)
 Storey, Mark (OL - Jack, Ala. - 1985-88)
 Stoudemire, Deshon (WR - Stone Mountain, Ga. - 2021-22)
 Stoudmire, Jackie (DL - Elba, Ala. - 1992-95)
 Stovall, Paul (DB - Atlanta, Ga. - 1979-80)
 Strickland, Coy (MG - Abbeville, Ala. - 1977)
 Strickland, Ken (OL - Ocala, Fla. - 1975)
 Stringer, Jordan (LB - Augusta, Ga. - 2021-22)
 Stringer, Maurice (WR - Opelika, Ala. - 1993-96)
 Stringfellow, Steve (LB - Pascagoula, Miss. - 1978-81)
 Stringer, Tommy (QB - Highland Home, Ala. - 1957)
 Striplin, Jimmy (RB/DB - Enterprise, Ala. - 1951)
 Stroh, Gerald (DL - Montgomery, Ala. - 1978)
 Strong, Charles (RB/LB - Lake Butler, Fla. - 2020-22)
 Strong, Keith (DB - Goodwater, Ala. - 1991-92)
 Stuckey, Shawn (LB - Daleville, Ala. - 1996-97)
 Suggs, Brandon (DT, Russellville, Ala. - 2005)
 Sullivan, Cedric (DE - Houston, Texas - 2003-04)
 Sullivan, Guy (RB/DB/QB - Ft. Deposit, Ala. - 1951-53)
 Sullivan, James (OL/DL - Hartford, Ala. - 1948)
 Sullivan, Jerome (WR - Gordo, Ala. - 1966)
 Sullivan, John (LB - Winder, Ga. - 1975-76)
 Sullivan, Phil (OL/DL - Rincon, Ga. - 1963)
 Sullivan, Willie (LB - Theodore, Ala. - 1982-84)
 Sumbry, Octavious (DB - Phenix City, Ala. - 2004)
 Sumpter, Tyler (P/K - Hoover, Ala. - 2017-19)
 Summerall, David (DL - Vero Beach, Fla. - 1987-89)
 Summers, Steve (QB - Paris, Tenn. - 1987-90)
 Summers, Tank (RB - Lanett, Ala. - 1977-80)
 Sunderland, Will (S/CB - Midwest City, Okla. - 2018-19)
 Suttle, Ted (TE/DL - Foley, Ala. - 1975-78)
 Swafford, Andy (WR - Gadsden, Ala. - 1995-97)
 Swain, Johnny (DB - Brewton, Ala. - 1990-93)
 Swanson, Keyshawn (S - Pensacola, Fla. - 2021-22)
 Swartz, Dean (OL - Vero Beach, Fla. - 1975)
 Swindall, Zach (OL - Troy, Ala. - 2008-11)

T-T-T-T-T-T-T

Tabb, Tom (WR - Colquitt, Ga. - 1952-53)
 Tagovailoa, Junior (DT - Ewa Beach, Hawaii - 2005-07)
 Talley, David (OL - Warner Robins, Ga. - 1977-80)
 Tarver, Larry (OL - Atlanta, Ga. - 1974)
 Tate, Gerald (WR - Venice, Fla. - 2006-08)
 Tatum, Jim (DL - Montgomery, Ala. - 1971)
 Tatum, Johnny (RB/DB - Montgomery, Ala. - 1964-65)
 Taylor, Charles (RB - Vidalia, Ga. - 1972)
 Taylor Damien (RB - Tuscaloosa, Ala. - 2021-22)
 Taylor, D.J. (RB - Fairhope, Ala. - 2008-12)
 Taylor, Doug (TE/LB - Columbus, Ga. - 1967-70)
 Taylor, Ford (RB/DB - Troy, Ala. - 1948)

Taylor, Freddie (RB - Ozark, Ala. - 1985-89)
 Taylor, Michael (K - Pensacola, Fla. - 2008-11)
 Teal, Martin (WR/LB - St. Petersburg, Fla. - 2003-06)
 TeArt, Sherman (DT - Orlando, Fla. - 2009-13)
 Tease, Chris (DB - Florence, Ala. - 1982)
 Teel, Danny (WR - Pensacola, Fla. - 1965)
 Teel, Lester (LB - Auburn, Ala. - 1974-76)
 Teknipp, Jim (TE - Painesville, Ohio - 2011-13)
 Tellis, Henry (OL - Montgomery, Ala. - 2001-04)
 Terrell, Julius (DB - Gadsden, Ala. - 1995-98)
 Terry, Alonzo (TE - Sylvester, Ga. - 1980-81)
 Terry, DeVon (DB - Enterprise, Ala. - 2012)
 Terry, Ernie (RB - Daleville, Ala. - 1982-85)
 Terry, Mykeal (WR - Fullerton, Calif. - 2006-08)
 Thiesen, Brett (WR - Jensen Beach, Fla. - 2013)
 Thomas, Charles (OL - Forest Park, Ga. - 1997-00)
 Thomas, Eric (DL - Atlanta, Ga. - 2000,02-04)
 Thomas, Eric (WR - Shreveport, La. - 2010-13)
 Thomas, Derrick (LS - Elba, Ala. - 2007-08)
 Thomas, Freddie (DB - Montgomery, Ala. - 1984-87)
 Thomas, Gabriel (LB - Montgomery, Ala. - 1980-82)
 Thomas, Jacoby (LB - Mobile, Ala. - 2008-12)
 Thomas, James (OL/DL - Highland Home, Ala. - 1959-60)
 Thomas, Steve (LB - Americus, Ga. - 1975)
 Thomas, Terry (LB - Childersburg, Ala. - 2022)
 Thomas, Tres (WR - Orlando, Fla. - 1972)
 Thomas, Trinity (LB - Panama City, Fla. - 2005-08)
 Thomas, Wayne (RB - Dothan, Ala. - 1998-00)
 Thomason, Troy (OL - St. Petersburg, Fla. - 1980)
 Thompson, Angelo (RB - Bessemer, Ala. - 1982)
 Thompson, Antonio (DB - Apopka, Fla. - 1997-00)
 Thompson, Drew (TE - Mobile, Ala. 2014)
 Thompson, Dwayne (RB - Columbus, Ga. - 1981-83)
 Thompson, Emanuel (WR - Clayton, Ala. - 2014-17)
 Thompson, Glenn (TE - Enterprise, Ala. - 1973-74)
 Thompson, Glynn (OL/DL - Ocilla, Ga. - 1967-68)
 Thompson, Johnny (LB - Valley, Ala. - 2009-10)
 Tidwell, Dallas (QB - Gardendale, Ala. - 2012-15)
 Till, C.B. (OL/DL - Montgomery, Ala. - 1952)
 Timmons, Brandon (DE, Memphis, Tenn. - 2013-14)
 Tinley, Lawton (RB - Waynesboro, Ga. - 1970)
 Todd, Reggie (WR - Mobile, Ala. - 2019-21)
 Todd, Shawn (DE - Crestview, Fla. - 2004-07)
 Tolar, Manley (DL - Ashford, Ala. - 1983)
 Tomlin, Jonathan (TE/RB - Auburn, Ala. - 1999-02)
 Tompkins, Jimmy (OL/DL - Brantley, Ala. - 1958-61)
 Toole, Kyle (QB - Leesburg, Ga. - 2020-21)
 Toole, Stanford (WR - DeFuniak Springs, Fla. - 1948)
 Townes, Montrez (DB - Nesbit, Miss. - 2012-13)
 Townes, Wayne (RB - East Point, Ga. - 1980)
 Tramble, David (DE - Atlanta, Ga. - 2002-05)
 Trammell, Jerry (QB - Centre, Ala. - 1959-60)
 Travis, Jerald (DL - Pensacola, Fla. - 1985-88)
 Trawick, Brynden (DB - Marietta, Ga. - 2011-12)
 Trolinger, Benny (RB/DB - Cairo, Ga. - 1956)
 Truax, Jesse (WR - Gulfport, Miss. - 1971-72)
 Truitt, Phillip (DE - Florence, Ala. - 1972-73)
 Trussell, Billy (RB/DB - Tallassee, Ala. - 1948)
 Tucker, Bennet (OL/DL - Opp, Ala. - 1952-53)

Tucker, Steve (LB - Jacksonville, Ala. - 1980)
 Tucker, Tim (LB - Enterprise, Ala. - 1975-78)
 Tullis, Ronnie (LB - Headland, Ala. - 1980-81)
 Tullis, Willie (QB - Headland, Ala. - 1978-80)
 Turk, Mike (QB - Montgomery, Ala. - 1984-87)
 Turner, Fred (WR - Montgomery, Ala. - 2005-08)
 Turner, Louis (RB/DB - Phenix City, Ala. - 1956)
 Turner, Rodell (RB - Melbourne, Fla. - 1975)
 Turner, Ryan (LB - Eufaula, Ala. - 2012)
 Tynes, Lawrence (K - Milton, Fla. - 1997-2000)
 Tyra, Bobby (LB - Ft. Mitchell, Ala. - 1970-72)
 Tyra, Chris (DE - Ft. Mitchell, Ala. - 1970-72)
 Tyus, Melvin (S - Montgomery, Ala. - 2016-19)

U-U-U-U-U-U-U

Ueberroth, Randy (LB - Milton, Fla. - 1995-98)
 Ulm, Jerry (LB - Tampa, Fla. - 1973)
 Umenyiora, Osi (DL - Auburn, Ala. - 1999-02)
 Underwood, Bratcher (K - Dothan, Ala. - 2015-18)
 Underwood, Randy (DE - Jasper, Ala. - 2006)
 Upshaw, Breck (WR - Columbus, Ga. - 1978-81)
 Upshaw, Derrick (DL - Darien, Ga. - 2012)

V-V-V-V-V-V-V

Valcin, Barry (DB - Port Arthur, Texas - 2009, 11-12)
 Van Hooser, Wilson (WR - Montgomery, Ala. - 2013)
 Van Wie, Don (K - Gainesville, Fla. - 1981-83)
 Vance, Donnie (QB - Adel, Ga. - 1970)
 Vance, Ernest (WR - Sparks, Ga. - 1960)
 Vann, Brent (WR - Dothan, Ala. - 1978)
 Varvil, Terry (OL - Brandon, Fla. - 1993-96)
 Vaughn, Robert (DL - Griffin, Ga. - 1981-82)
 Vaughn, Warren (QB - Morrow, Ga. - 1966)
 Vaughns, Omari (SPR - Montgomery, Ala. - 2017-18)
 Velez, Hiram (WR - Adairsville, Ga. - 2016)
 Venisee, Thomie (WR - Albany, Ga. - 1999-2001)
 Vera, Adrian (P - Conroe, Texas - 2007)
 Vice, Michael (TE - Vestavia Hills, Ala. - 2022)
 Vice, W.D. (OL/DL - Frisco City, Ala. - 1961)
 Vickers, Vic (OL - Jacksonville, Fla. - 1968)
 Vidal, Kimani (RB - Marietta, Ga. - 2020-22)
 Vines, Stewart (C - Birmingham, Ala. - 1987-88)

W-W-W-W-W-W-W

Wade, Dick (WR - Valley Head, Ala. - 1951)
 Wade, Walter (WR - Opa-Locka, Fla. - 1997-2000)
 Wagner, Kenny (DE - Pembroke Pines, Fla. - 1986-88)
 Waites, Sherrod (WR - Wetumpka, Ala. - 1961)
 Waldrop, Ben (LB - Pensacola, Fla. - 2001)
 Walker, Dominic (WR - Orlando, Fla. - 2016-17)
 Walker, Duwan (DB - Cairo, Ga. - 1992-95)
 Walker, George (QB - Ozark, Ala. - 1952)
 Walker, Jimmy (OL/DL - Fairhope, Ala. - 1964-65)
 Walker, Rod (DL - Milton, Fla. - 1995-98)
 Walker, Sullivan (RB - Montgomery, Ala. - 1975-77)
 Wallace, Jessie (LB/DL - Mobile, Ala. - 1977-80)

ALL-TIME LETTERMEN

Walls, Greg (DB/RB - Ft. Walton Beach, Fla. - 1982-85)
Walls, Lee (OL - Valley, Ala. - 1999-2002)
Ward, Adarryll (WR - Mobile, Ala. - 1993-95)
Ward, Donnie (OL/DL - Columbus, Ga. - 1952)
Ward, Jim (LB - Ft. Walton Beach, Fla. - 1989-92)
Ward, Kenneth (OL/DL - Florala, Ala. - 1958-60)
Ward, Randal (DL - Dadeville, Ala. - 1973-74)
Ward, Theory (DL - Eastman, Ga. - 1981)
Ware, DeMarcus (DL - Auburn, Ala. - 2001-04)
Ware, Eric (DL - Alexander City, Ala. - 1991-92)
Warren, Daniel (LB - Glencoe, Ala. - 2013-15)
Warren, Harry (DB - Dothan, Ala. - 1974-75)
Warren, Jaden (WR/TE - Oneonta, Ala. - 2019-22)
Wasden, Tommy (QB - Selma, Ala. - 1985-87)
Washington, Derrick (RB - Selma, Ala. - 1993-95)
Washington, Larry (LB - Ocilla, Ga. - 1977-80)
Watkins, Bruce (OL/DL - St. Cloud, Fla. - 1964-65)
Watson, Dale (LB - Panama City, Fla. - 1993-96)
Watson, Earl (OL/DL - Eufaula, Ala. - 1956)
Watson, Gunnar (QB - Butler, Ga. - 2018-22)
Watson, Terry (OL/DL - Eufaula, Ala. - 1966)
Watts, Darryl (DB - Selma, Ala. - 2005-07)
Watts, Frank (RB/DB - Jasper, Ala. - 1966)
Weary, Fred (DL - Montgomery, Ala. - 1974-77)
Weatherspoon, Kris (S - Natchez, Miss. - 2016-17)
Weathington, Larry (OL/DL - Mableton, Ga. - 1965)
Weaver, Jerry (QB - Cedartown, Ga. - 1958)
Webb, James (OL/DL - Dawson, Ga. - 1963)
Webb, Marcus (DE - Decatur, Ga. - 2016-19)
Webb, Steve (FB - Clearwater, Fla. - 1973)
Webb, Vaughn (WR - Warm Springs, Ga. - 1960)
Weber, Karl (P - Long View, Wash. - 1983)
Weeks, Brooks (LB - Eufaula, Ala. - 2020-21)
Weiss, Alan (QB - Mobile, Ala. - 1982)
Welch, Jerrald (DL - Grove Hill, Ala. - 1980-81)
Weldon, Zacc (FB - Skipperville, Ala. - 2016-19)
Wells, Devon (RB - Panama City, Fla. - 2001)
Wells, Leon (DB - Sylacauga, Ala. - 1974)
Wells, Matthew (OL - Highland Home, Ala. - 1997-98)
Wesley, Adarius (WR/S - Montgomery, Ala. - 2016-18)
Wheeler, Leonard (CB - Toccoa, Ga. - 1991)
Wheeler, Wilson (QB - Waycross, Ga. - 1961-62)
Whibbs, Greg (K - Pensacola, Fla. - 2004-07)
Whigham, Greg (1974)
Whingter, Joel (RB - Augusta, Ga. - 2003-05)
Whisenhunt, Justin (LB - Birmingham, Ala. - 2017-20)
White, Andrew (RB/DB - Blakely, Ga. - 1966,68)
White, Bobby (WR - Cuthbert, Ga. - 1956)
White, Clarence (DL - Mobile, Ala. - 1982-83)
White, Daron (RB - Jacksonville, Fla. - 2012-13)
White, Freeman (DB - Birmingham, Ala. - 2000-04)
White, Roy (LB - Mobile, Ala. - 1975)
Whitehurst, Wendel (OL - Bonifay, Fla. - 1979)
Whitman, Whitey (OL/DL - Phenix City, Ala. - 1956-57)
Whittemore, Luke (WR - Gainesville, Fla. - 2018-21)
Wilborn, Kyle (OL - Newnan, Ga. - 2009-12)
Wiley, Marvin (WR - Donalsonville, Ga. - 1956-57)
Wilkes, Corey (QB - Jasper, Ala. - 2009)
Wilkes, Guy (WR - Eufaula, Ala. - 1948)

Wilkes, Randy (OL - Goshen, Ala. - 1987-88)
Wilkinson, Sherman (DB - Enterprise , Ala.- 1977-80)
Williams, Aaron (DL - McIntosh, Ala. - 2009-13)
Williams, Anthony (WR - Tampa, Fla. - 2009-10)
Williams, Anthony (DE - McDonough, Ga. - 2014)
Williams, Bart (OL - Birmingham, Ala. - 1982-84)
Williams, Bubba (DL - Jacksonville, Ala. - 1976-79)
Williams, Callarious (WR - Quincy, Fla. - 1996-99)
Williams, Cam (DE - Loganville, Ga. - 2021)
Williams, Chandler (K - Jacksonville, Fla. - 2016)
Williams, Charles (RB/DB - Sylacauga, Ala. - 1951)
Williams, Charles (OL/RB - Georgiana, Ala. - 1951-58)
Williams, Chris (TE - St. Cloud, Fla. - 1990-93)
Williams, Chris (WR - Birmingham, Ala. - 2012-13)
Williams, Cornelius (WR - Hoover, Ala. - 2006-09)
Williams, Damion (LB - Camilla, Ga. - 1995-98)
Williams, Darius (WR - Blakely, Ga. - 2005)
Williams, Darryl (DL - Mobile, Ala. - 1982-85)
Williams, Davern (DL - Montgomery, Ala. - 2000-02)
Williams, Eddie (DB - Huntsville, Ala. - 1978-79)
Williams, Garry (WR - Linden, Ala. - 2009)
Williams, Gordon (LB - Miami, Fla. - 1999-2002)
Williams, Harold (LB - Jacksonville, Fla. - 1976-78)
Williams, J.A. (FB - Millport, Ala. - 1966-69)
Williams, James (WR - LaGrange, Ga. - 1960-61)
Williams, Jarris (RB - Mobile, Ala. - 2022)
Williams, Jarvis (DE - Greer, S.C. - 2014)
Williams, Jeff (OL - Shannon, Ga. - 1979)
Williams, John (DL - Tampa, Fla. - 1971)
Williams, Keith (OL - Ozark, Ala. - 1992-95)
Williams, Mike (WR - Dothan, Ala. - 1968-69)
Williams, Mike (RB/WR - Greenville, Ala. - 1972-76)
Williams, Mike (WR - Bartow, Fla. - 1981)
Williams, Sam (RB/DB - Eufaula, Ala. - 1951)
Williams, Steve (K/P - Holt, Ala. - 1973-74)
Williams, Tate (TE - Camilla, Ga. - 1980)
Williams, Tavares (DB - Gainesville, Fla. - 2005,2007-08)
Williams, Zion (CB - Omaha, Neb. - 2020-22)
Williamson, Vance (OL - Honoraville, Ala. - 1980)
Williford, Bobby (FB - Greenville, Ala. - 1957)
Willis, Bryan (DB - Columbus, Ga. - 2009-12)
Willis, Collin (S - Colorado Springs, Colo. - 2019)
Willis, Damion (WR - Meridian, Miss. - 2017-18)
Wills, Mike (QB - Quitman, Ga. - 1975)
Wilson, Gary (WR - Cumming, Ga. - 1979-80)
Wilson, John (OL - Gainesville, Ga. - 1970)
Wilson, Mark (LB - Tallahassee, Fla. - 2012-14)
Wilson, Ric (OL - Florence, Ala. - 1973)
Wingard, Dale (WE - Grady, Ala. - 1972)
Winslett, Wade (DL - Ft. Walton Beach, Fla. - 1974)
Winston, Rod (LB - Columbus, Ga. - 2008-09)
Wood, Mack (RB/DB - Greenville, Ala. - 1957-58)
Woods, Bear (LB - Macclenny, Fla. - 2005, 07-09)
Woods, Jamontez (RB - Gadsden, Ala. - 2019-22)
Woodall, Steve (OL/DL - Villa Rica, Ga. - 1966)
Woodham, Bill (RB/DB - Dothan, Ala. - 1957)
Woodiel, Cody (TE - Hernando, Miss. - 2011-12)
Woodling, Charles (OL - Montgomery, Ala. - 1980)
Woolfolk, Nick (P - Richmond, Va. - 2022)

Woolfolk, Trevon (RB - Fort Valley, Ga. - 2019)
Wooten, Clayton (WR - Jay, Fla. - 1960-63)
Wooten, Odis (WR - Milton, Fla. - 1964)
Worrell, Reginald (WR - Elba, Ala. - 1951)
Worthy, Chandler (WR - Griffin, Ga. - 2011-14)
Wright, Andrew (DL - Bainbridge, Ga. - 1985-87)
Wright, Erick (DB - Demopolis, Ala. - 2003-04)
Wright, Greg (LB/DL - Columbus, Ga. - 1969-71)
Wright, Jason (P - Dothan, Ala. - 2004-06)
Wyatt, Cedric (OL - Ramer, Ala. - 1978)
Wyatt, Justin (WR - Atlanta, Ga. - 2016)
Wyche, Daniel (DB - Sumter, S.C. - 2009)

Y-Y-Y-Y-Y-Y-Y

Yamini, Naazir (LB - Atlanta, Ga. - 1999-2002)
Yancey, Randy (K/DB - Tucker, Ga. - 1976-78)
Yarborough, James (WR - Auburn, Ala. - 1959)
Yarbrough, Ted (RB - Blakely, Ga. - 1993-95)
Yarbrough, Chad (DL/TE - Dadeville, Ala. - 1992-94)
Yates, O'Neal (DB- Mobile, Ala.- 1991-94)
Yeager, Jerry (WR/FB - Fairhope, Ala. - 1966-68)
Yenser, Zach (OL - Marietta, Ga. - 2003-06)
Yerkes, Randy (FB - Columbus, Ga. - 1973-74)
Yisrael, Zarah (OL - Jacksonville, Fla. - 2004-05)
York, Andrew (LB - Panama City, Fla. - 2009)
Youmans, Robert (FB - Lexsy, Ga. - 1960-62)
Young, Donny (LB - Quincy, Fla. - 1999-2000)
Young, Jaquez (CB - Hoover, Ala. - 2012-14)
Young, Kade (QB - Tuscaloosa, Ala. - 2017)
Young, Nyck (WR - Homewood, Ala. - 2014-15)
Young, Richard (DB - Cornelia, Ga. - 1992-95)
Young, Roderick (DB - Daleville, Ala. - 1982-84)
Young, Russ (QB - Dunwoody, Ga. - 1990-91)
Young, Steve (QB - Opelika, Ala. - 1971)
Young, Tex (RB/DB - Union Springs, Ala. - 1951)
Young, Tony (FB - Alexandria, Ala. - 1987-88)

The Troy Trojans name has become synonymous with the National Football League Draft over the last few years, but it didn't start just recently.

The first player drafted from the ranks of the Troy University football program was back 1969 when the Miami Dolphins took a chance on tight end Glenn Thompson.

Since that year, there have been 37 players drafted into the ranks of the NFL, including 12 that have been drafted since joining the Sun Belt Conference.

The Trojans still own the highest draft pick of any Sun Belt Conference member school when DeMarcus Ware was selected 11th overall in 2005 by Dallas, only to be matched by Leodis McKelvin in 2008 when he was selected by the Buffalo Bills. Jonathan Massaquoi was the first underclassmen to be selected in the NFL Draft out of the Sun Belt Conference and Antonio Garcia became the highest offensive lineman drafted in Sun Belt Conference history in 2017 when he went in the third round to the New England Patriots.



DEMARCUS WARE ('05)

First Round - Dallas Cowboys

Highest draft pick in Sun Belt history



LEODIS McKELVIN ('08)

First Round - Buffalo Bills

Highest draft pick in Sun Belt history



ANTONIO GARCIA ('17)

Third Round - New England Patriots

Highest offensive line draft pick in Sun Belt history

TROJANS ALL-TIME IN THE NFL DRAFT

Player	Position	Year	Round	Overall Pick	Team
Jake Andrews	OL	2023	4	107	Patriots
Marcus Jones *	CB	2022	3	85	Patriots
Antonio Garcia	OL	2017	3	85	Patriots
Jonathan Massaquoi	DE	2012	5	164	Falcons
Jerrel Jernigan	WR	2011	3	83	Giants
Cameron Sheffield	DE	2010	5	142	Chiefs
Jorrick Calvin	DB	2010	6	201	Cardinals
Levi Brown	QB	2010	7	209	Bills
Sherrod Martin	DB	2009	2	59	Panthers
Leodis McKelvin	DB	2008	1	11	Bills
Brannon Condren	DB	2007	4	131	Colts
DeMarcus Ware	DE	2005	1	11	Cowboys
Osi Umenyiora	DE	2003	2	56	Giants
Davern Williams	DL	2003	7	248	Dolphins
Jonathan Carter	WR	2001	5	162	Giants
Michael Moore	OL	2000	4	129	Redskins
Mareno Philyaw	WR	2000	6	172	Falcons
Marcus Spriggs	DL	1999	6	174	Browns
Clifford Ivory	DB	1998	6	155	Chargers
Pratt Lyons	DL	1997	4	107	Oilers
Orlando Parker	WR	1994	4	117	Jets
Leonard Wheeler	CB	1992	3	84	Bengals
Reggie Dwight	TE	1992	8	217	Falcons
Derrick Moore	RB	1992	8	216	Falcons
Titus Dixon	WR	1989	6	153	Jets
Greg Harris	WR	1988	11	286	Giants
Anthony Henton	DL	1986	9	234	Steelers
Mitch Geier	OL	1985	9	247	Redskins
Kelvin Murdock	WR	1982	9	224	Patriots
Willie Tullis	QB	1981	8	217	Oilers
Virgil Seay	WR	1980	10	270	Broncos
Willie McCray	DL	1978	11	287	49ers
Perry Griggs	WR	1977	5	116	Jets
Wade Brantley	DL	1973	6	147	Giants
Jack Smith	WR	1971	6	133	Eagles
Ronnie Shelley	DB	1970	13	316	Patriots
Glenn Thompson	TE	1969	14	349	Dolphins

* Marcus Jones played at Troy from 2017-18 before transferring to Houston to finish his career



TROJANS IN THE NFL

Mario Addison

Indianapolis 2011
Chicago / Washington 2012
Carolina 2013-19
Buffalo 2020-21
Houston 2022-23

Matt Allen

New York Giants 2001-02

Walter Anderson

Houston 1973

Jake Andrews

New England 2022

Stanley Arukwe

Arizona / NY Jets 2012

Rob Austin

New York Giants 2007

Gary Banks

San Diego 2008-10

DeWhitt Betterson

Chicago 2005

Tim Betts

Tennessee 2001

Chris Bradwell

Tampa Bay 2008-09

James Brown

Chicago Bears 2012-14

Levi Brown

Buffalo 2010-11

Shakel Brown

Tennessee 2023

Brandon Burks

Green Bay 2016

New York Jets 2017

Sherrill Busby

Brooklyn 1940

Thad Buttone

Washington 2002

Sim Byrd

Cleveland 1969

Jorrick Calvin

Arizona 2010

Philadelphia 2010

Jonathan Carter

New York Giants 2001-02

New York Jets 2002-05

Jordan Chunn

Dallas 2018-19

New York Giants 2021

Nick Colbert

Indianapolis 2001

Brannon Condren

Indianapolis 2007

Miami 2008

Kanorris Davis

New England 2013-14

Kevin Dixon

Seattle 2010

Titus Dixon

Indianapolis 1989

New York Jets 1989

Robbie Farmer

San Diego 2005

Aaron Fields

Dallas 2000

Trevor Ford

Green Bay 2009

Dion Gales

Kansas City 2009

Antonio Garcia

New England 2017

Indianapolis 2018-19

Antonio Gillespie

Cleveland 2014

Darnell Gilliard

New York Giants 1996

Perry Griggs

New York Jets 1977

Branden Hall

Detroit 2004

Philadelphia 2005

DuJuan Harris

Jacksonville 2011

Pittsburgh / Green Bay 2012

Green Bay 2013-14

Minnesota 2015

San Francisco 2015-16

Anthony Henton

Pittsburgh 1986

Pittsburgh 1988

Camren Hudson

Seattle 2014

Kerry Jenkins

New York Jets 1997-2001

Tampa Bay 2002-03

Jerrel Jernigan

New York Giants 2011-14

Marcus Jones

New England 2022-23

Cameron Kaye

Green Bay 2022

Robert Kilow

New York Giants 1995

Brandon Lang

San Diego 2010-11

Boris Lee

San Diego / NY Jets / Jacksonville... 2010

George Little

Boston 1970

Reggie Lowe

Jacksonville 1998

Pittsburgh 1999

Al Lucas

Carolina 2000-01

Chad Lucas

Green Bay 2005

Tampa Bay 2007

Lenny Lucas

Minnesota 2000

Pratt Lyons

Tennessee 1997-98

Elbert Mack

Tampa Bay 2008-11

New Orleans 2012

Houston 2013-14

Alfred Malone

Houston 2005-06

Green Bay 2008

Bubba Marriott

New York Giants 1961-62

Sherrrod Martin

Carolina 2009-13

Jacksonville 2014

Chicago 2015

Larry Mason

Cleveland 1987

Green Bay 1988

Jonathan Massaquoi

Atlanta 2012-14

Tennessee 2015

Kansas City 2016

Jimmy McClain

Houston 2002-03

Jacksonville 2004

Willie McCray

San Francisco 1978

Khalil McClain

Chicago 2021

Leodis McKelvin

Buffalo 2008-15

Philadelphia 2016

Steve McLendon

Pittsburgh 2009-15

NY Jets 2016-20

Tampa Bay 2020

Deloise Moore

Cincinnati 2003

Derrick Moore

Detroit 1993-94

Carolina 1995

Michael Moore

Washington 2000

Denver 2001-02

Atlanta 2003-04

Joe Munson

Miami 2005

Thomas Olmsted

Miami 2006

Orlando Parker

New York Jets 1994

Jack Peavey

Denver 1987

Mareno Philyaw

Atlanta 2000

Rayshun Reed

San Francisco 2004-05

New York Jets 2006

Chip Reeves

Washington 2013

Cleve Roberts

Baltimore 1999

Corey Robinson

Cleveland 2014

Jason Samples
Washington 2005

Trevon Sanders
New York Jets 2019

Virgil Seay
Washington 1981-84
Atlanta 1984

Cliff Shamburger
Indianapolis 1998

Cameron Sheffield
Kansas City..... 2010-12
Dallas 2013

Eric Sloan
San Diego..... 2000

Jack Smith
Philadelphia..... 1971

Marcus Spriggs
Cleveland 1999-00

Shawn Stuckey
New England 1998

Will Sunderland
Green Bay 2020
Indianapolis 2020

Cedric Sullivan
Cincinnati..... 2005

Henry Tellis
New York Jets 2005

Charles Thomas
Carolina 2001

Eric Thomas (DL)
Indianapolis 2005

Eric Thomas (WR)
Indianapolis 2014

Brynden Trawick
Baltimore 2013-15
Oakland 2016-17

Willie Tullis
Houston 1981-84
New Orleans 1985-86
Indianapolis 1987-88

Lawrence Tynes
Kansas City..... 2004-06
New York Giants 2007-12
Tampa Bay 2013

Osi Umenyiora
New York Giants 2003-12
Atlanta 2013-14

Wilson Van Hooser
Green Bay 2014

Rod Walker
Tennessee..... 2000
Green Bay 2001-03
Carolina 2004

DeMarcus Ware
Dallas 2005-13
Denver 2014-16

Marcus Webb
Seattle..... 2020

Leonard Wheeler
Cincinnati..... 1992-93
Cincinnati..... 1995-96
Minnesota 1997
Carolina 1998

Kyle Wilborn
Washington 2013

Sherman Wilkinson
Denver 1980

Davern Williams
New York Giants 2004-05

Damion Willis
Cincinnati..... 2019
Jacksonville..... 2020

Bear Woods
Atlanta 2010

Chandler Worthy
Houston 2015

List includes all free agent signees and draft picks



VERGIL P. MCKINLEY
(1909)
Career Record: 1-0-2

1909 (1-0-2)

Nov. 5	at Union Springs	T	0-0
Nov. 20	Edgar School	W	6-0
Nov. 25	Union Springs	T	0-0

DAN HERREN
(1910)
Career Record: 1-1-2

1910 (1-1-2)

Oct. 21	Wetumpka	T	0-0
Oct. 24	at Lanier	L	0-11
Oct. 29	Montgomery OPX	T	0-0
Nov. 24	Montgomery OPX	W	11-5



GEORGE PENTON
(1911-12)
Career Record: 7-1-1

1911 (4-1-1)

Oct. 21	Columbus	W	16-5
Oct. 27	at Wetumpka	L	0-10
Nov. 3	Highland Park	W	17-0
Nov. 18	Lanier	T	5-5
Nov. 24	Wetumpka	W	5-0
Nov. 30	Montgomery OPX	W	6-0

1912 (3-0-0)

Nov. 2	at Dothan	W	25-0
Nov. 8	Wetumpka	W	12-7
Nov. 23	Ozark	W	24-3

NO RECORDS
1913-1920
WORLD WAR I



J.W. CAMPBELL
(1921-23)
Career Record: 12-13-1

1921 (1-7-0)

Sept. 23	at Luverne	L	0-30
Sept. 29	Enterprise	L	0-33
Oct. 7	at Ramer	L	0-65
Oct. 14	Luverne	L	0-34
Oct. 21	Repton	W	12-6
Oct. 28	at Lanier	L	0-41
Nov. 4	at Dothan	L	0-41
Nov. 24	Ramer	L	7-13


1922 (6-4-1)

Sept. 22	Clio	W	56-0
Sept. 29	at Luverne	W	20-0
Oct. 6	Andalusia	L	0-7
Oct. 14	at Lanier	L	0-21
Oct. 20	at Enterprise	L	0-38
Oct. 27	Luverne	W	31-0
Nov. 3	at Dothan	T	6-6
Nov. 11	Headland	W	33-7

Nov. 17	at Marbury	L	0-13
Nov. 24	Floralda	W	6-0
Nov. 30	Eufaula	W	25-0

1923 (5-2-0)

Sept. 28	at Troy	W	44-0
Oct. 5	at Greenville	W	13-6
Oct. 12	at Andalusia	L	0-7
Oct. 26	at Auburn Reserves	L	0-35
Nov. 2	Wetumpka	W	12-7
Nov. 9	at Floralda	W	6-0
Nov. 23	Newton	W	21-0



ROSS V. FORD
(1924)
Career Record: 2-1-4

1924 (2-1-4)

Oct. 3	Samford Reserves	T	0-0
Oct. 10	at Dothan	T	0-0
Oct. 24	Birmingham-Southern	T	6-6
Oct. 31	at Marion Institute	T	0-0
Nov. 7	at Wetumpka	W	7-0
Nov. 14	Newton	W	37-0
Nov. 27	at Jacksonville State	L	9-14

OTIS BYNUM
(1925-26)
Career Record: 12-4-1

1925 (5-3-0)

Oct. 2	Ramer	L	12-14
Oct. 9	at Palmer	W	3-0
Oct. 16	at Elba	W	13-6
Oct. 23	Ozark	W	25-0
Oct. 30	Troy	W	14-0
Nov. 4	Clio	W	6-0
Nov. 11	Clanton	L	3-14
Nov. 26	at Marion Institute	L	0-86

1926 (7-1-1)

Oct. 1	at Luverne	W	16-0
Oct. 8	Hartford	W	32-0
Oct. 14	at Red Level	T	0-0

Oct. 22	at Newton	W	6-0
Oct. 29	Luverne	W	25-6
Nov. 5	at Samford Freshman	L	2-6
Nov. 11	at Palmer	W	12-9
Nov. 19	at Elba	W	40-0
Nov. 25	Palmer	W	14-0



GLADWIN GAUMER
(1927-28)
Career Record: 7-7-0

1927 (5-3-0)

Oct. 8	at Samford Freshman	L	0-6
Oct. 15	Marion Institute	L	0-34
Oct. 21	Bethlehem	W	19-0
Oct. 28	Jacksonville State	L	12-26
Nov. 4	Hartford	W	57-0
Nov. 11	Palmer	W	27-0
Nov. 18	Maxwell Field	W	68-0
Nov. 25	Palmer	W	12-0

1928 (2-4-0)

Oct. 6	at Maxwell Field	W	13-0
Oct. 13	Palmer	W	7-0
Oct. 26	Samford Freshmen	L	0-25
Nov. 2	at Mtg Nighthawks	L	0-6
Nov. 16	Jacksonville State	L	0-20
Nov. 23	Marion Institute	L	0-97

NO TEAM
1929
unknown

NO COACH
1930
1-2-0

1930 (1-2-0)

Oct. 11	Maxwell Field	W	7-6
Nov. 26	at Marion Institute	L	0-26
Dec. 2	Alumni Field	L	0-6





ALBERT ELMORE
(1931-37)
Career Record: 33-25-4

1931 (6-3-0)

Sept. 25	Norman	L	0-19
Oct. 3	at Jacksonville State	W	24-6
Oct. 10	at Abraham Baldwin	L	0-28
Oct. 16	Palmer	W	43-6
Oct. 24	Fort Benning	W	20-7
Oct. 30	East Mississippi	W	18-7
Nov. 11	Auburn Freshman	W	12-6
Nov. 18	Bob Jones	W	13-0
Nov. 26	Marion Institute	L	6-8

1932 (5-3-2)

Sept. 23	Southern Union	W	62-0
Sept. 30	at Middle Georgia	L	6-7
Oct. 8	at Abraham Baldwin	L	0-19
Oct. 14	Norman	T	13-13
Oct. 21	at Marion Institute	T	0-0
Oct. 28	Samford Freshman	W	15-6
Nov. 5	at East Mississippi	W	9-7
Nov. 11	Jacksonville State	W	20-0
Nov. 18	Auburn Freshman	W	6-0
Nov. 25	South Georgia	L	0-17

1933 (5-1-0)

Oct. 6	South Georgia	W	24-0
Oct. 20	Middle Georgia	L	0-19
Oct. 30	Pensacola Navy	W	6-0
Nov. 3	East Mississippi	W	19-0
Nov. 15	at Jacksonville State	W	18-7
Nov. 17	Marion Institute	W	26-0

1934 (7-2-0)

Sept. 22	at Spring Hill	L	0-8
Sept. 28	Georgia Southern	W	19-12
Oct. 6	at South Georgia	W	7-6
Oct. 12	Pensacola Navy	W	35-12
Oct. 19	Middle Georgia	W	14-0
Oct. 26	Jacksonville State	W	32-0
Nov. 9	Birmingham-Southern	W	20-0
Nov. 24	Marion Institute	W	40-6
Nov. 29	Tampa	L	2-6

1935 (5-5-0)

Sept. 28	at Spring Hill	L	0-12
Oct. 4	Brewton-Parker	W	43-7
Oct. 12	at Southern Miss	W	14-13
Oct. 18	Middle Georgia	W	44-6
Oct. 26	at Georgia Southern	W	28-26
Nov. 1	Oglethorpe	L	7-12
Nov. 8	at Samford	L	0-52
Nov. 15	at Mercer	L	7-21
Nov. 22	at Tampa	L	7-9
Nov. 28	Cumberland (TN)	W	20-13

1936 (3-4-0)

Sept. 18	at Spring Hill	L	0-13
Oct. 2	Georgia Southern	W	14-0
Oct. 9	at Middle Tennessee	L	0-19
Oct. 17	at Oglethorpe	L	6-30
Oct. 23	Pensacola Navy	W	12-0
Oct. 30	Newberry	W	7-6
Nov. 6	at Southern Miss	L	0-62

1937 (2-7-2)

Sept. 24	at South Georgia	T	0-0
Oct. 1	Middle Tennessee	L	0-13
Oct. 8	Marion Institute	L	6-13

Oct. 15	at Georgia Southern	W	12-6
Oct. 22	at Delta State	L	0-6
Oct. 29	at Southern Miss	L	0-53
Nov. 5	at Newberry	L	6-19
Nov. 13	at Pensacola Navy	L	0-38
Nov. 19	at Memphis	W	12-6
Nov. 25	Cumberland (TN)	T	0-0
Dec. 3	SW Mississippi	L	7-13

ALBERT CHOATE
(1938-42, 1946)
Career Record: 25-26-1

1938 (4-4-1, 2-0-1 AIC)

Sept. 26	South Georgia	W	27-0
Sept. 30	Southern Miss	L	0-19
Oct. 14	at Georgia Southern	W	7-0
Oct. 22	at Delta State	L	0-6
Oct. 28	* Marion Institute	W	19-0
Nov. 5	at Memphis	L	6-20
Nov. 11	* at Jacksonville State	T	6-6
Nov. 27	at Tenn. Wesleyan	L	6-32
Dec. 3	* West Alabama	W	14-6

* Alabama Intercollegiate Conference Game

1939 (7-4-0, 4-0-0 AIC)

AIC Champions

Sept. 22	* West Alabama	W	13-0
Sept. 29	at Southern Miss	L	6-13
Oct. 6	at Spring Hill	L	0-13
Oct. 13	at Delta State	W	14-0
Oct. 19	Georgia Southern	W	7-6
Oct. 26	* at Marion Institute	W	13-6
Nov. 3	Memphis	L	7-13
Nov. 11	* Jacksonville State	W	27-0
Nov. 17	at Middle Tennessee	L	7-14
Nov. 30	* West Alabama	W	7-0
Dec. 4	Fort Benning	W	20-6

* Alabama Intercollegiate Conference Game

1940 (2-7-0, 1-2-0 AIC)

Sept. 27	at Southern Miss	L	0-25
Oct. 4	at Spring Hill	L	0-20
Oct. 12	Oglethorpe	L	7-20
Oct. 19	at Georgia Southern	W	14-0
Oct. 25	* Marion Institute	W	19-0
Nov. 1	Memphis	L	7-31
Nov. 8	* Jacksonville State	L	0-7

Nov. 15	* West Alabama	L	0-6
Nov. 22	Snead	L	6-7

* Alabama Intercollegiate Conference Game

1941 (5-4-0, 3-0-0 AIC)

AIC Champions

Sept. 19	at Tampa	L	0-26
Sept. 26	at Delta State	L	0-25
Oct. 10	at Oglethorpe	W	3-0
Oct. 17	Georgia Southern	W	25-0
Oct. 25	* Marion Institute	W	19-0
Nov. 8	* West Alabama	W	41-14
Nov. 15	at Memphis	L	0-32
Nov. 20	* St. Bernard	W	14-7
Nov. 28	Oglethorpe	L	0-21

* Alabama Intercollegiate Conference Game

1942 (4-3-0, 2-0-0 AIC)

AIC Champions

Oct. 3	at Middle Tennessee	L	0-20
Oct. 9	Brockley Field	W	50-0
Oct. 17	at Tampa	L	0-27
Oct. 24	at Fort Benning	W	20-6
Nov. 6	* at Marion Institute	W	19-7
Nov. 13	* Marion Institute	W	33-21
Nov. 21	SE Louisiana	L	7-45


* Alabama Intercollegiate Conference Game

NO RECORDS
(1943-45)
WORLD WAR II

1946 (3-4-0, 3-1-0 AIC)

Oct. 4	* at Marion Institute	W	13-0
Oct. 10	at Stetson	L	12-15
Oct. 18	* Jacksonville State	W	12-0
Oct. 26	* West Alabama	L	0-13
Nov. 2	* St. Bernard	W	20-13
Nov. 8	at Louisiana	L	0-64
Nov. 15	at Middle Tennessee	L	0-12

* Alabama Intercollegiate Conference Game





FRED MCCOLLUM
(1947-50)
Career Record: 20-18-3

1947 (5-4-1, 2-1-1 AIC)

Sept. 20	Union (TN)	L	7-13
Sept. 27	Fort Benning	W	45-0
Oct. 4	* Marion Institute	W	40-0
Oct. 9	at Austin Peay	W	13-7
Oct. 18	* Jacksonville State	L	0-14
Oct. 25	* at West Alabama	W	12-7
Nov. 1	* St. Bernard	T	0-0
Nov. 8	West Georgia	L	13-21
Nov. 15	at Middle Tennessee	L	17-41
Nov. 27	at Florida State	W	36-6

* Alabama Intercollegiate Conference Game

1948 (6-5-0, 3-1-0 AIC)

Paper Bowl

Sept. 18	Union (TN)	W	15-6
Sept. 25	at Louisiana	L	19-26
Oct. 1	* at Marion Institute	W	40-0
Oct. 9	Austin Peay	L	7-18
Oct. 14	* at Jacksonville State	L	13-25
Oct. 23	* West Alabama	W	14-0
Oct. 30	* St. Bernard	W	32-0
Nov. 6	at West Georgia	W	33-7
Nov. 13	Alabama 'B'	W	6-0
Nov. 27	Florida State	L	13-20
Dec. 18	§ Jacksonville State	L	0-19

* Alabama Intercollegiate Conference Game
§ Paper Bowl (Pensacola, Fla.)

1949 (6-3-1, 2-0-1 AIC)

Sept. 17	at Union (TN)	W	33-6
Sept. 24	at Louisiana	L	25-48
Oct. 1	Pensacola Navy	L	6-12
Oct. 8	at Stetson	W	10-0
Oct. 15	* Jacksonville State	W	27-6
Oct. 22	Austin Peay	W	6-0
Oct. 29	* North Alabama	W	19-6
Nov. 12	Samford	W	27-0
Nov. 19	* at West Alabama	T	7-7
Nov. 26	at Florida State	L	0-20

* Alabama Intercollegiate Conference Game

1950 (3-6-1, 1-1-1 AIC)

Sept. 16	SE Louisiana	L	7-18
Sept. 23	at Stetson	L	12-24
Sept. 30	Florida State	L	7-26
Oct. 7	at Louisiana	L	14-40
Oct. 14	* at Jacksonville State	L	0-9
Oct. 21	at Arkansas State	L	0-27
Oct. 28	* at North Alabama	W	19-0
Nov. 4	Chipola	W	42-0
Nov. 11	^ Samford	W	21-6
Nov. 18	* West Alabama	T	0-0

* Alabama Intercollegiate Conference Game
^ Andalusia, Ala. (Memorial Stadium)



JIM GRANTHAM
(1951-54)
Career Record: 11-23-1

1951 (2-7-0, 0-3-0 AIC)

Sept. 29	at Florida State	L	0-40
Oct. 6	Louisiana	L	7-44
Oct. 13	* Jacksonville State	L	7-13
Oct. 20	Arkansas State	L	0-39

Oct. 27	* North Alabama	L	6-31
Nov. 2	at SE Louisiana	L	0-71
Nov. 10	at Austin Peay	W	20-13
Nov. 17	* at West Alabama	L	7-13
Nov. 22	Miami Air Base	W	33-13

* Alabama Intercollegiate Conference Game

1952 (4-6-0, 2-1-0 AIC)

Sept. 20	^ Tampa	L	0-7
Sept. 27	# Samford	W	25-16
Oct. 4	at Louisiana	L	14-54
Oct. 11	at Middle Tennessee	L	7-33
Oct. 18	* at Jacksonville State	W	19-6
Oct. 25	* at North Alabama	L	6-29
Nov. 1	West Georgia	W	44-7
Nov. 8	Austin Peay	L	7-26
Nov. 15	* West Alabama	W	25-13
Nov. 22	at Stetson	L	14-3

* Alabama Intercollegiate Conference Game
^ Columbus, Ga. (Memorial Stadium)
Andalusia, Ala. (Memorial Stadium)

1953 (3-5-0, 2-1-0 AIC)

Sept. 18	^ Tampa	L	7-21
Oct. 3	* % West Alabama	W	7-0
Oct. 10	Middle Tennessee	L	0-6
Oct. 17	* Jacksonville State	W	13-7
Oct. 31	# Samford	W	31-7
Nov. 7	* North Alabama	L	6-26
Nov. 14	at Newberry	L	0-13
Nov. 21	at Delta State	L	2-6

* Alabama Intercollegiate Conference Game
^ Columbus, Ga. (Memorial Stadium)
% Montgomery, Ala. (Cramton Bowl)
Andalusia, Ala. (Memorial Stadium)

1954 (2-5-1, 1-2-0 AIC)

Sept. 18	* West Alabama	W	26-6
Sept. 25	^ at South Georgia	W	19-0
Oct. 2	at Stetson	L	14-18
Oct. 9	Delta State	L	12-26
Oct. 16	* at Jacksonville State	L	7-38
Oct. 22	at Tampa	L	0-26
Nov. 6	* at North Alabama	L	6-28
Nov. 13	Newberry	T	14-14

* Alabama Intercollegiate Conference Game
^ Columbus, Ga. (Memorial Stadium)



WILLIAM CLIPSON
(1955-65)
Career Record: 26-68-0

1955 (2-6-0, 1-2-0 AIC)

Sept. 24	* ^ at West Alabama	W	25-6
Oct. 1	at Tampa	L	0-38
Oct. 7	at Stetson	L	0-7
Oct. 15	* Jacksonville State	L	0-12
Oct. 22	South Georgia	W	26-7
Oct. 29	William Carey	L	0-33
Nov. 5	* North Alabama	L	7-30
Nov. 12	at Delta State	L	7-28

* Alabama Intercollegiate Conference Game
^ Demopolis, Ala. (Memorial Park)

1956 (3-5-0, 1-2-0 AIC)

Sept. 22	* West Alabama	W	21-6
Sept. 29	at Tampa	L	19-32
Oct. 6	Delta State	L	0-19
Oct. 13	* at Jacksonville State	L	14-27
Oct. 20	South Georgia	W	13-2
Oct. 27	Austin Peay	W	14-13
Nov. 5	* at North Alabama	L	6-27
Nov. 12	at Carson-Newman	L	20-21

* Alabama Intercollegiate Conference Game

1957 (2-6-0, 1-2-0 AIC)

Sept. 20	* at West Alabama	W	12-0
Sept. 28	at Tampa	L	7-53
Oct. 5	at Delta State	L	7-14
Oct. 12	* Jacksonville State	L	0-13
Oct. 19	at Newberry	L	0-20
Oct. 26	at Austin Peay	L	0-33
Nov. 2	* North Alabama	L	14-41
Nov. 9	Carson-Newman	W	20-7

* Alabama Intercollegiate Conference Game

1958 (3-6-0, 1-2-0 AIC)

Sept. 20	* West Alabama	W	22-6
Sept. 27	at Tampa	L	6-39
Oct. 4	Delta State	W	16-0
Oct. 11	* at Jacksonville State	L	7-20
Oct. 18	Newberry	L	14-28
Oct. 25	* at North Alabama	L	14-20

1928



Nov. 1	Austin Peay	L	10-12
Nov. 8	at Carson-Newman	L	7-13
Nov. 15	# Samford	W	33-12

* Alabama Intercollegiate Conference Game
Andalusia, Ala. (Memorial Stadium)

1959 (3-5-0, 1-2-0 AIC)

Sept. 19	* ^ at West Alabama	W	7-6
Sept. 26	at Tampa	L	15-35
Oct. 10	* Jacksonville State	L	12-35
Oct. 17	at Newberry	L	6-33
Oct. 24	* North Alabama	L	14-34
Oct. 31	at Austin Peay	W	13-7
Nov. 7	Carson-Newman	W	21-0
Nov. 14	# at Samford	L	10-20

* Alabama Intercollegiate Conference Game
^ Monroeville, Ala.
Andalusia, Ala. (Memorial Stadium)

1960 (1-8-0, 1-2-0 ACC)

Sept. 24	Louisiana College	L	0-27
Oct. 1	* West Alabama	W	27-6
Oct. 8	* at Jacksonville State	L	6-27
Oct. 15	Newberry	L	6-34
Oct. 22	* at North Alabama	L	0-38
Oct. 29	Austin Peay	L	7-13
Nov. 5	at Tampa	L	6-22
Nov. 12	at UT-Martin	L	8-22
Nov. 19	% Samford	L	14-48

* Alabama Collegiate Conference Game
% Montgomery, Ala. (Cramton Bowl)

1961 (1-8-0, 1-2-0 ACC)

Sept. 23	at Louisiana College	L	0-39
Sept. 30	* at West Alabama	W	7-0
Oct. 7	* Jacksonville State	L	21-22
Oct. 14	at Delta State	L	0-48
Oct. 21	* North Alabama	L	8-14
Oct. 28	at Austin Peay	L	6-21
Nov. 4	Tampa	L	6-27
Nov. 11	UT-Martin	L	8-22
Nov. 18	Samford	L	0-80

* Alabama Collegiate Conference Game

1962 (2-6-0, 1-2-0 ACC)

Sept. 22	Louisiana College	L	6-28
Sept. 29	* West Alabama	W	38-14
Oct. 6	* at Jacksonville State	L	14-21
Oct. 13	Delta State	L	0-30
Oct. 20	* at North Alabama	L	6-27
Nov. 3	at Tampa	L	6-30
Nov. 10	at UT-Martin	L	6-27
Nov. 17	Presbyterian	W	13-0

* Alabama Collegiate Conference Game

1963 (2-7-0, 0-3-0 ACC)

Sept. 21	at Louisiana College	W	15-14
Sept. 28	* at West Alabama	L	0-3
Oct. 5	Jacksonville State	L	8-15
Oct. 12	* at Delta State	L	13-47
Oct. 19	* North Alabama	L	7-8
Oct. 26	at Mississippi College	L	0-6
Nov. 2	Tampa	W	7-0
Nov. 9	UT-Martin	L	0-7
Nov. 16	at Presbyterian	L	14-24

* Alabama Collegiate Conference Game

1964 (6-3, 2-1 ACC)

Sept. 19	at Samford	L	13-33
Sept. 26	West Alabama	W	8-0
Oct. 3	* at Jacksonville State	L	0-38
Oct. 10	Delta State	W	12-0
Oct. 17	Mississippi College	W	21-19
Oct. 24	* at North Alabama	W	21-7

Oct. 31	Presbyterian	W	9-7
Nov. 7	at UT-Martin	L	9-12
Nov. 14	at Louisiana College	W	10-7

* Alabama Collegiate Conference Game

1965 (1-8-0, 0-3-0 ACC)

Sept. 18	Samford	L	6-37
Sept. 25	* at West Alabama	L	3-46
Oct. 2	* Jacksonville State	L	7-9
Oct. 9	at Delta State	L	0-26
Oct. 16	at Mississippi College	L	15-35
Oct. 23	* North Alabama	L	16-25
Oct. 30	at Presbyterian	L	0-21
Nov. 7	UT-Martin	L	6-20
Nov. 13	Louisiana College	W	10-7

* Alabama Collegiate Conference Game



1966 (5-5-0, 1-2-0 ACC)

Sept. 10	Gordon Military	W	48-7
Sept. 17	at Samford	L	13-14
Sept. 24	* West Alabama	W	37-28
Oct. 1	Central Arkansas	W	41-7
Oct. 8	^ Delta State	W	20-16
Oct. 15	* at Jacksonville State	L	6-27
Oct. 22	* at North Alabama	L	34-35
Oct. 29	Northwestern State	L	7-14
Nov. 5	at UT-Martin	L	7-30
Nov. 12	at Louisiana College	W	7-10

* Alabama Collegiate Conference Game
^ Ozark, Ala. (Matthews Stadium)

1967 (8-2-0, 3-0-0 ACC)

ACC Champions

Sept. 9	at Gordon Military	W	17-0
Sept. 16	Samford	W	17-14
Sept. 23	* % West Alabama	W	33-0
Sept. 30	at Central Arkansas	L	21-26
Oct. 7	at Delta State	W	7-0
Oct. 14	* Jacksonville State	W	46-0
Oct. 21	* North Alabama	W	31-19
Oct. 28	at Northwestern State	W	28-21
Nov. 4	UT-Martin	L	12-20
Nov. 11	Louisiana College	W	75-0

* Alabama Collegiate Conference Game
% Montgomery, Ala. (Cramton Bowl)

1968 (11-1-0, 3-0-0 ACC)

ACC Champions

NAIA National Champions

Sept. 14	at Samford	W	49-31
Sept. 21	Gordon Military	W	47-7
Sept. 28	* % West Alabama	W	42-23
Oct. 5	Sam Houston State	W	37-19
Oct. 12	Delta State	W	35-23
Oct. 19	* at Jacksonville State	W	31-0
Oct. 26	* at North Alabama	W	41-0
Nov. 2	McNeese State	W	52-0
Nov. 9	at UT-Martin	L	3-12
Nov. 16	Concord	W	76-0
Dec. 7	\$ Willamette	W	63-10
Dec. 14	& Texas A&I	W	45-35

* Alabama Collegiate Conference Game
% Montgomery, Ala. (Cramton Bowl)
\$ NAIA Playoffs - Montgomery, Ala. (Cramton Bowl)
& NAIA National Championship - Montgomery, Ala. (Cramton Bowl)

1969 (8-1-1, 3-0-0 ACC)

ACC Champions

Sept. 13	& Samford	W	35-7
Sept. 20	at Austin Peay	T	16-16
Sept. 27	* % West Alabama	W	30-14
Oct. 4	at Sam Houston State	W	24-14
Oct. 11	at Delta State	W	42-7
Oct. 18	* Jacksonville State	W	37-6
Oct. 25	* North Alabama	W	31-10
Nov. 1	at McNeese State	L	14-17
Nov. 8	UT-Martin	W	23-13
Nov. 16	at Chattanooga	W	31-6

* Alabama Collegiate Conference Game
& Dothan, Ala. (Rip Hewes Stadium)
% Montgomery, Ala. (Cramton Bowl)

1970 (6-4-1, 4-1-0 GSC)

Sept. 12	& Sam Houston State	T	20-20
Sept. 19	Austin Peay	W	28-0
Sept. 26	* % West Alabama	W	42-7
Oct. 3	at SE Louisiana	W	21-12
Oct. 10	* Delta State	W	42-6
Oct. 17	* at Jacksonville State	L	10-55
Oct. 24	* at North Alabama	W	28-23
Oct. 31	McNeese State	L	7-38
Nov. 7	* at UT-Martin	L	9-23
Nov. 14	at ULM	L	10-14
Nov. 21	Appalachian State	W	42-0

* Gulf South Conference Game
& Dothan, Ala. (Rip Hewes Stadium)
% Montgomery, Ala. (Cramton Bowl)

1953



YEAR-BY-YEAR

1971 (6-3-0, 5-1-0 GSC)

GSC Champions

Sept. 18	at Austin Peay	L	0-34
Sept. 25	* % West Alabama	W	21-20
Oct. 2	* SE Louisiana	W	31-6
Oct. 9	* at Delta State	L	14-20
Oct. 16	* Jacksonville State	W	42-28
Oct. 23	* North Alabama	W	21-14
Oct. 30	at McNeese State	L	7-17
Nov. 6	* UT-Martin	W	21-0
Nov. 13	& ULM	W	21-7

* Gulf South Conference Game

% Montgomery, Ala. (Cramton Bowl)

& Dothan, Ala. (Rip Hewes Stadium)



TOM JONES
(1972-73)
Career Record: 11-7-2

1972 (4-5-1, 2-3-1 GSC)

Sept. 7	% Elon	W	28-24
Sept. 16	& Austin Peay	W	27-0
Sept. 23	* & West Alabama	L	3-14
Sept. 30	Ouachita Baptist	L	0-14
Oct. 7	* at SE Louisiana	L	19-20
Oct. 14	* Delta State	L	17-22
Oct. 21	* at North Alabama	W	33-0
Oct. 28	^ McNeese State	L	7-13
Nov. 4	* at UT-Martin	W	28-23
Nov. 11	* at Jacksonville State	T	14-14

* Gulf South Conference Game

& Dothan, Ala. (Rip Hewes Stadium)

% Montgomery, Ala. (Cramton Bowl)

^ Ft. Walton Beach, Fla. (Memorial Stadium)

1973 (7-2-1, 6-1-0 GSC)

GSC Champions

Sept. 8	at ULM	T	15-15
Sept. 13	* % West Alabama	W	7-6
Sept. 22	* & Nicholls State	W	42-7
Sept. 29	at Ouachita Baptist	W	17-7
Oct. 6	* SE Louisiana	W	24-0
Oct. 13	* at Delta State	W	17-10
Oct. 20	* North Alabama	W	36-7
Oct. 27	at McNeese State	L	6-21
Nov. 3	* UT-Martin	W	30-0
Nov. 10	* Jacksonville State	L	14-38

* Gulf South Conference Game

% Montgomery, Ala. (Cramton Bowl)

& Dothan, Ala. (Rip Hewes Stadium)



BYRD WHIGHAM
(1974-75)
Career Record: 12-8-0

1974 (6-4-0, 4-4-0 GSC)

Sept. 7	* & Northwestern State	W	28-6
Sept. 13	ULM	W	30-19
Sept. 21	% Alabama State	W	28-14
Sept. 28	* at Nicholls State	W	26-0
Oct. 5	* West Alabama	L	33-36
Oct. 12	* at SE Louisiana	L	25-35
Oct. 19	* Delta State	L	9-12
Oct. 26	* at North Alabama	W	36-29
Nov. 9	* at UT-Martin	W	47-35
Nov. 16	* at Jacksonville State	L	12-23

* Gulf South Conference Game

& Dothan, Ala. (Rip Hewes Stadium)

% Montgomery, Ala. (Cramton Bowl)

1975 (6-4-0, 5-3-0 GSC)

Sept. 13	& Abilene Christian	L	7-34
Sept. 20	at Alabama State	W	13-10
Sept. 27	* Nicholls State	L	13-17
Oct. 4	* at West Alabama	W	17-14
Oct. 11	* SE Louisiana	W	26-7
Oct. 18	* at Delta State	L	25-31
Oct. 25	* North Alabama	L	26-49
Nov. 1	^ ! at Northwestern State	W	24-0
Nov. 8	* UT-Martin	W	17-0
Nov. 15	* Jacksonville State	W	26-10

* Gulf South Conference Game

^ Designated Gulf South Conference Game

& Dothan, Ala. (Rip Hewes Stadium)

! Shreveport, La. (Independence Bowl)



CHARLIE BRADSHAW
(1976-82)
Career Record: 40-27-2

1976 (8-1-1, 7-1-0 GSC)

GSC Champions

Sept. 4	& Angelo State	W	38-9
Sept. 11	at Western Kentucky	T	10-10
Sept. 18	* % Alabama State	W	17-16
Sept. 25	* at Nicholls State	W	14-9
Oct. 2	* West Alabama	W	17-9
Oct. 9	* at SE Louisiana	L	7-21
Oct. 16	* Delta State	W	29-20
Oct. 23	* at North Alabama	W	17-3
Nov. 6	* Mississippi College	W	38-6
Nov. 13	* at Jacksonville State	W	19-16

* Gulf South Conference Game

& Dothan, Ala. (Rip Hewes Stadium)

% Montgomery, Ala. (Cramton Bowl)

1977 (6-4-0, 6-2-0 GSC)

Sept. 3	& Southern Miss	L	19-42
Sept. 17	at UNLV	L	28-35
Sept. 24	* Nicholls State	W	23-6
Oct. 1	* at West Alabama	W	10-0
Oct. 8	* SE Louisiana	W	17-15
Oct. 15	* at Delta State	W	10-7
Oct. 22	* North Alabama	W	34-27
Oct. 29	^ at Northern Michigan	W	49-28
Nov. 5	* at Mississippi College	L	15-17
Nov. 12	* Jacksonville State	L	9-17

* Gulf South Conference Game

^ Designated Gulf South Conference Game

& Montgomery, Ala. (Cramton Bowl)

1978 (7-2-0, 5-2-0 GSC)

Sept. 16	Eastern Kentucky	W	16-10
Sept. 23	* at Nicholls State	W	16-6
Sept. 30	* West Alabama	W	38-7
Oct. 7	* at SE Louisiana	L	7-45
Oct. 14	* Delta State	W	21-6
Oct. 21	* at North Alabama	W	17-0
Oct. 28	Tennessee Tech	W	45-0
Nov. 4	* Mississippi College	W	27-16
Nov. 11	* at Jacksonville State	L	21-42

* Gulf South Conference Game

1979 (6-3-1, 4-1-0 GSC)

Sept. 8	Texas A&I	L	6-7
Sept. 15	at Eastern Kentucky	L	0-15
Sept. 22	Nicholls State	W	35-15
Sept. 29	* at West Alabama	W	64-0
Oct. 6	SE Louisiana	W	24-0
Oct. 13	* at Delta State	W	28-0
Oct. 20	* North Alabama	W	27-14
Oct. 27	at Tennessee Tech	T	17-17
Nov. 3	* at Mississippi College	L	21-38
Nov. 10	* Jacksonville State	W	12-10

* Gulf South Conference Game



1968

1980 (8-2-0, 4-2-0 GSC)

Sept. 13	at Texas A&I	W	14-7
Sept. 20	* UT-Martin	W	30-0
Sept. 27	at Nicholls State	W	25-15
Oct. 4	* Mississippi College	W	30-0
Oct. 11	at SE Louisiana	W	21-10
Oct. 18	* Delta State	W	35-7
Oct. 25	* at North Alabama	L	22-31
Nov. 1	Tennessee Tech	W	52-3
Nov. 8	* & West Alabama	W	37-20
Nov. 15	* at Jacksonville State	L	8-13

* Gulf South Conference Game
& Dothan, Ala. (Rip Hewes Stadium)

1981 (3-7-0, 1-5-0 GSC)

Sept. 12	* at UT-Martin	L	7-19
Sept. 19	& Albany State	W	43-0
Sept. 26	Nicholls State	W	26-23
Oct. 3	* at Mississippi College	L	13-19
Oct. 10	SE Louisiana	L	21-22
Oct. 17	* at Delta State	W	7-0
Oct. 24	* North Alabama	L	13-24
Oct. 31	at Tennessee Tech	L	28-37
Nov. 7	* at West Alabama	L	0-17
Nov. 14	* Jacksonville State	L	24-31

* Gulf South Conference Game
& Dothan, Ala. (Rip Hewes Stadium)

1982 (2-8-0, 2-5-0 GSC)

Sept. 11	at Chattanooga	L	20-24
Sept. 18	* at Valdosta State	L	21-24
Sept. 25	at Nicholls State	L	3-10
Oct. 2	* Mississippi College	L	7-31
Oct. 9	at SE Louisiana	L	7-21
Oct. 16	* Delta State	L	10-13
Oct. 23	* at North Alabama	L	6-38
Oct. 30	* UT-Martin	W	54-10
Nov. 6	* West Alabama	W	45-0
Nov. 13	* at Jacksonville State	L	14-49

* Gulf South Conference Game



CHAN GAILEY
(1983-84)
Career Record: 19-5-0

1983 (7-4-0, 4-3-0 GSC)

Sept. 3	% Tuskegee	W	33-6
Sept. 10	Nicholls State	W	33-25
Sept. 17	* Valdosta State	W	13-12
Sept. 24	at Georgia Southern	W	28-27
Oct. 1	* at Mississippi College	L	0-17
Oct. 8	SE Louisiana	L	15-34
Oct. 15	* at Delta State	W	26-21
Oct. 22	* North Alabama	L	21-42
Oct. 29	* at UT-Martin	L	14-17
Nov. 5	* at West Alabama	W	35-22
Nov. 12	* Jacksonville State	W	45-3

* Gulf South Conference Game
% Montgomery, Ala. (Cramton Bowl)

1984 (12-1-0, 7-1-0 GSC)

GSC Champions
NCAA Division II National Champions

Sept. 8	Nicholls State	W	26-7
Sept. 15	^ at Florida A&M	W	17-3
Sept. 22	* West Alabama	W	35-26
Sept. 29	* at West Georgia	W	41-10
Oct. 6	* & Valdosta State	W	27-12
Oct. 13	* at Mississippi College	W	14-7
Oct. 20	* Delta State	W	35-20
Oct. 27	* at North Alabama	L	10-13

Nov. 3	* UT-Martin	W	31-7
Nov. 10	* at Jacksonville State	W	42-39
Nov. 24	\$ Central State	W	31-21
Dec. 1	\$ Towson	W	45-3
Dec. 8	! North Dakota State	W	18-17

* Gulf South Conference Game
^ Jacksonville, Fla. (Gator Bowl)
& Dothan, Ala. (Rip Hewes Stadium)
\$ NCAA Division II Playoffs
! NCAA Division II National Championship Game - McAllen, Texas (Palm Bowl)



RICK RHOADES
(1985-87)
Career Record: 28-7-1

1985 (6-4-0, 6-2-0 GSC)

Sept. 14	at Nicholls State	L	22-40
Sept. 21	Georgia Southern	L	10-17
Sept. 28	* at West Alabama	W	38-7
Oct. 5	* West Georgia	W	42-0
Oct. 12	* at Valdosta State	W	10-3
Oct. 19	* & Mississippi College	L	21-45
Oct. 26	* at Delta State	W	31-7
Nov. 2	* North Alabama	L	7-9
Nov. 9	* at UT-Martin	W	44-19
Nov. 16	* Jacksonville State	W	31-14

* Gulf South Conference Game
& Dothan, Ala. (Rip Hewes Stadium)

1986 (10-2-0, 8-0-0 GSC)

GSC Champions
NCAA Division II Semifinals

Sept. 6	at West Texas A&M	W	38-32
Sept. 13	Nicholls State	L	25-26
Sept. 27	* West Alabama	W	28-6
Oct. 4	* at West Georgia	W	34-21
Oct. 11	* Valdosta State	W	45-10
Oct. 18	* at Mississippi College	W	10-0
Oct. 25	* Delta State	W	31-13
Nov. 1	* at North Alabama	W	38-9
Nov. 8	* UT-Martin	W	50-30

Nov. 15	* at Jacksonville State	W	45-43
Nov. 29	\$ Virginia Union	W	31-7
Dec. 6	\$ at South Dakota	L	28-42

* Gulf South Conference Game
\$ NCAA Division II Playoffs

1987 (12-1-1, 8-0-0 GSC)

GSC Champions
NCAA Division II National Champions

Sept. 5	at SE Missouri State	L	17-18
Sept. 12	at Nicholls State	T	17-17
Sept. 19	West Texas A&M	W	45-0
Sept. 26	* at West Alabama	W	24-17
Oct. 3	* West Georgia	W	44-6
Oct. 10	* at Valdosta State	W	44-7
Oct. 17	* Mississippi College	W	48-21
Oct. 24	* at Delta State	W	38-6
Oct. 31	* North Alabama	W	38-3
Nov. 7	* at UT-Martin	W	31-21
Nov. 14	* Jacksonville State	W	14-9
Nov. 21	\$ Winston-Salem State	W	45-14
Nov. 28	\$ at Central Florida	W	31-10
Dec. 5	! Portland State	W	31-17

* Gulf South Conference Game
\$ NCAA Division II Playoffs
! NCAA Division II National Championship Game - Florence, Ala. (Braly Municipal Stadium)



ROBERT MADDOX
(1988-90)
Career Record: 13-17-0

1988 (4-6-0, 3-5-0 GSC)

Sept. 3	SE Missouri State	W	26-13
Sept. 10	* West Alabama	W	28-14
Sept. 17	at Central Florida	L	18-26
Sept. 24	* at West Georgia	W	38-3
Oct. 1	* Valdosta State	L	16-21
Oct. 8	* at Mississippi College	L	12-18
Oct. 15	* Delta State	L	21-24
Oct. 22	* at North Alabama	W	30-7
Oct. 29	* UT-Martin	L	23-27
Nov. 5	* at Jacksonville State	L	3-31

* Gulf South Conference Game

1984



YEAR-BY-YEAR

1989 (4-6-0, 3-5-0 GSC)			
Sept. 2	at Alabama State	L	13-16
Sept. 9	* at West Alabama	W	24-17
Sept. 16	Central Florida	W	20-6
Sept. 23	* West Georgia	L	14-28
Sept. 30	* at Valdosta State	L	14-20
Oct. 7	* Mississippi College	L	7-45
Oct. 14	* at Delta State	L	28-38
Oct. 21	* North Alabama	W	23-16
Oct. 28	* at UT-Martin	W	14-6
Nov. 4	* Jacksonville State	L	3-38

* Gulf South Conference Game

1990 (5-5-0, 4-4-0 GSC)			
Sept. 1	at Central Florida	L	10-16
Sept. 8	* West Georgia	W	28-7
Sept. 15	* West Alabama	W	31-6
Sept. 29	* Valdosta State	L	20-22
Oct. 6	* at Mississippi College	L	16-36
Oct. 13	* Delta State	W	42-28
Oct. 20	* at North Alabama	L	6-17
Oct. 27	* UT-Martin	W	41-33
Nov. 3	* at Jacksonville State	L	10-21
Nov. 10	Nicholls State	W	24-23

* Gulf South Conference Game



1991 (5-6-0)			
Aug. 31	at Central Florida	L	10-21
Sept. 14	West Georgia	W	13-10
Sept. 21	Nicholls State	L	17-25
Sept. 28	at Alabama State	L	19-22
Oct. 5	at Valdosta State	W	20-14
Oct. 12	Southern Illinois	W	30-13
Oct. 19	at Western Kentucky	W	39-23
Oct. 26	North Alabama	W	31-9
Nov. 2	at Samford	L	22-24
Nov. 9	at Arkansas State	L	17-20
Nov. 16	at Georgia Southern	L	12-19

1992 (10-1-0)			
Sept. 5	at Southern Illinois	W	37-13
Sept. 12	Northwestern State	W	38-19
Sept. 19	at Central Florida	W	20-16
Sept. 26	Alabama State	W	31-14
Oct. 3	Valdosta State	W	26-10
Oct. 10	at Arkansas State	W	41-7
Oct. 17	at Liberty	L	7-9
Oct. 24	at North Alabama	W	24-10
Nov. 7	Samford	W	29-24
Nov. 14	at Georgia Southern	W	21-0
Nov. 21	at Nicholls State	W	21-0

1993 (12-1-1)			
NCAA Division I-AA Semifinals			
Sept. 6	at UAB	W	37-3
Sept. 11	at Northwestern State	W	21-14
Sept. 18	at Nicholls State	W	24-17
Sept. 25	at Alabama State	W	38-3
Oct. 2	Charleston Southern	W	56-0
Oct. 9	Liberty	W	35-13
Oct. 23	Central State	T	21-21
Oct. 30	Central Florida	W	29-15
Nov. 6	Western Kentucky	W	31-24
Nov. 13	Alcorn State	W	63-21
Nov. 20	at Samford	W	52-24
Nov. 27	\$ Stephen F. Austin	W	42-20
Dec. 4	\$ at McNeese State	W	35-28
Dec. 12	\$ at Marshall	L	21-24

\$ NCAA Division I-AA Playoff Game

1994 (8-4-0)			
NCAA Division I-AA First Round			
Sept. 10	at Connecticut	W	31-21
Sept. 17	at Louisiana	W	39-20
Sept. 24	Alabama State	W	49-27
Oct. 1	at Northwestern State	L	20-24
Oct. 8	Nicholls State	W	35-14
Oct. 15	Charleston Southern	W	55-20
Oct. 22	at Central Florida	W	39-38
Oct. 29	at Western Kentucky	W	38-16
Nov. 5	at Cincinnati	L	24-28
Nov. 12	at Alcorn State	L	44-47
Nov. 17	Samford	W	30-26
Nov. 26	\$ at James Madison	L	26-45

\$ NCAA Division I-AA Playoff Game

1995 (11-1-0)			
NCAA Division I-AA First Round			
Aug. 31	East Tennessee State	W	31-7
Sept. 9	Northwestern State	W	34-17
Sept. 16	at Nicholls State	W	17-3
Sept. 23	at Alabama State	W	28-10
Sept. 30	Western Kentucky	W	56-39
Oct. 7	at ULM	W	20-10
Oct. 14	at Charleston Southern	W	66-7
Oct. 21	Jacksonville State	W	35-7
Oct. 28	UAB	W	60-7
Nov. 11	at Central Florida	W	28-17
Nov. 16	at Samford	W	50-20
Nov. 25	\$ Georgia Southern	L	21-24

\$ NCAA Division I-AA Playoff Game

1996 (12-2, 5-1 Southland)			
Southland Champions			
NCAA Division I-AA Semifinals			
Aug. 31	at Alcorn State	W	61-7
Sept. 7	at Eastern Kentucky	W	40-38
Sept. 21	* Nicholls State	W	37-7
Sept. 28	* at Stephen F. Austin	L	10-13
Oct. 5	Alabama State	W	37-6
Oct. 12	* McNeese State	W	16-12
Oct. 19	* Texas State	W	24-13
Oct. 26	at Jacksonville State	W	31-21
Nov. 9	* at Northwestern State	W	26-13
Nov. 16	* at Sam Houston State	W	35-14
Nov. 21	Samford	W	50-10
Nov. 30	\$ Florida A&M	W	29-25
Dec. 7	\$ Murray State	W	31-3
Dec. 14	\$ at Montana	L	7-70

* Southland Conference Game
\$ NCAA Division I-AA Playoff Game

1997 (5-6, 2-5 Southland)			
Aug. 30	Alcorn State	W	30-0
Sept. 6	Eastern Kentucky	W	21-12
Sept. 13	at Alabama State	W	20-13
Sept. 20	* at Nicholls State	L	20-22
Oct. 2	* at Texas State	L	17-31
Oct. 11	* Sam Houston State	W	13-10
Oct. 18	* Stephen F. Austin	L	13-20
Oct. 25	at Samford	L	14-25
Nov. 1	* Northwestern State	L	13-14
Nov. 16	* at McNeese State	L	7-10
Nov. 20	* Jacksonville State	W	49-0

* Southland Conference Game

1998 (8-4, 5-2 Southland)			
NCAA Division I-AA First Round			
Sept. 5	Alabama State	W	26-0
Sept. 12	at Marshall	L	12-42
Sept. 19	at Chattanooga	W	23-6
Sept. 26	Samford	W	27-23
Oct. 3	* at Sam Houston State	W	17-14
Oct. 17	* at Stephen F. Austin	L	14-21

Oct. 22	* Texas State	W	20-17
Oct. 31	* at Northwestern State	W	14-13
Nov. 7	* Nicholls State	W	31-10
Nov. 14	* McNeese State	L	3-23
Nov. 21	* at Jacksonville State	W	31-7
Nov. 28	\$ at Florida A&M	L	17-27

* Southland Conference Game
\$ NCAA Division I-AA Playoff Game

1999 (11-2, 6-1, Southland)			
Southland Champions			
NCAA Division I-AA Quarterfinals			
Sept. 11	at Cincinnati	W	31-24
Sept. 19	at Alabama State	W	27-20
Sept. 25	South Florida	W	41-24
Oct. 2	at Middle Tennessee	W	48-31
Oct. 9	* Northwestern State	W	24-21
Oct. 16	* at Texas State	W	24-17
Oct. 23	* Sam Houston State	W	41-16
Oct. 30	* at Nicholls State	W	20-0
Nov. 6	* Stephen F. Austin	W	27-7
Nov. 13	* at McNeese State	L	7-24
Nov. 20	* Jacksonville State	W	35-16
Nov. 27	\$ James Madison	W	27-7
Dec. 4	\$ Florida A&M	L	10-17

* Southland Conference Game
\$ NCAA Division I-AA Playoff Game

2000 (10-2, 7-0 Southland)			
Southland Champions			
NCAA Division I-AA First Round			
Sept. 2	at Alabama A&M	W	28-13
Sept. 9	at Appalachian State	W	34-30
Sept. 16	Alabama State	W	62-19
Sept. 30	at South Florida	L	10-20
Oct. 7	* at Northwestern State	W	1-0 &
Oct. 14	* Texas State	W	31-17
Oct. 21	* at Sam Houston State	W	23-21
Oct. 28	* Nicholls State	W	41-12
Nov. 4	* at Stephen F. Austin	W	6-0
Nov. 11	* McNeese State	W	20-16
Nov. 18	* at Jacksonville State	W	28-0
Nov. 25	\$ Appalachian State	L	30-33

& - Northwestern State won 24-17, later forfeited
* Southland Conference Game
\$ NCAA Division I-AA Playoff Game

2001 (7-4)			
Inaugural Division I-A Season			
Sept. 1	at Nebraska	L	14-42
Sept. 8	at Middle Tennessee	L	17-54
Sept. 22	Nicholls State	W	26-0
Oct. 6	at Miami (FL)	L	7-38
Oct. 13	at Mississippi State	W	21-9
Oct. 20	Cal State-Northridge	W	44-31
Oct. 27	Southern Utah	W	20-17
Nov. 3	at Maryland	L	14-47
Nov. 10	at ULM	W	44-12
Nov. 17	Jacksonville State	W	21-3
Dec. 1	North Texas	W	18-16

2002 (4-8)			
Aug. 31	at Nebraska	L	16-31
Sept. 7	at UAB	L	26-27
Sept. 13	Southern Utah	W	40-15
Sept. 21	at Iowa State	L	12-42
Sept. 28	at Missouri	L	7-44
Oct. 5	Austin Peay	W	41-3
Oct. 12	at Mississippi State	L	8-11
Oct. 19	at Marshall	L	7-24
Oct. 26	Florida Atlantic	W	21-6
Nov. 2	at Arkansas	L	0-23
Nov. 9	Florida A&M	W	24-7
Nov. 16	Utah State	L	16-19 (OT)

2003 (6-6)

Aug. 30	at Kansas State	L	5-41
Sept. 6	at Minnesota	L	7-48
Sept. 13	at UAB	W	20-9
Sept. 20	SE Louisiana	W	28-0
Sept. 27	Marshall	W	33-24
Oct. 4	at Nebraska	L	0-30
Oct. 18	FIU	W	21-10
Oct. 25	at Virginia	L	0-24
Oct. 30	at North Texas	L	0-21
Nov. 8	at Middle Tennessee	L	20-27
Nov. 15	at Utah State	W	23-14
Nov. 22	ULM	W	28-24

2004 (7-5, 5-2 Sun Belt)
Silicon Valley Football Classic

Sept. 4	at Marshall	W	17-14
Sept. 9	Missouri	W	24-14
Sept. 18	* at New Mexico State	L	18-22
Sept. 25	at South Carolina	L	7-17
Oct. 2	* Utah State	W	49-21
Oct. 16	* at Arkansas State	L	9-13
Oct. 23	at LSU	L	20-24
Oct. 30	* Idaho	W	47-7
Nov. 6	* Florida Atlantic	W	24-6
Nov. 13	* at Louisiana	W	13-10
Nov. 20	* Middle Tennessee	W	37-17
Dec. 30	§ Northern Illinois	L	21-34

* Sun Belt Conference Game
 § Silicon Valley Football Classic (San Jose, Calif.)

2005 (4-7, 3-4 Sun Belt)

Sept. 3	Cal Poly	W	27-10
Sept. 10	UAB	L	7-27
Sept. 17	at Missouri	L	21-52
Sept. 24	at South Carolina	L	20-45
Oct. 4	* at North Texas	W	13-10
Oct. 15	* at ULM	L	3-27
Oct. 20	* FIU	W	18-13
Oct. 29	* at Louisiana	L	28-31(OT)
Nov. 5	* Florida Atlantic	W	28-14
Nov. 12	* at Arkansas State	L	3-9
Nov. 26	* Middle Tennessee	L	7-17

* Sun Belt Conference Game

2006 (8-5, 6-1 Sun Belt)
Sun Belt Champions
New Orleans Bowl Champions

Sept. 2	Alabama State	W	38-0
Sept. 9	at Florida State	L	17-24
Sept. 16	at Georgia Tech	L	20-35
Sept. 23	at Nebraska	L	0-56
Sept. 30	at UAB	L	3-21
Oct. 14	* ULM	W	24-19
Oct. 28	* North Texas	W	14-6
Nov. 4	* Louisiana	W	42-28
Nov. 11	* at Florida Atlantic	W	24-7
Nov. 18	* Arkansas State	L	26-33
Nov. 25	* at Middle Tennessee	W	21-20
Dec. 2	* at FIU	W	26-13
Dec. 22	§ Rice	W	41-17

* Sun Belt Conference Game
 § New Orleans Bowl (New Orleans, La.)

2007 (8-4, 6-1 Sun Belt)
Sun Belt Champions

Sept. 1	at Arkansas	L	26-46
Sept. 8	at Florida	L	31-59
Sept. 14	Oklahoma State	W	41-23
Sept. 22	* at Louisiana	W	48-21
Sept. 29	* ULM	W	24-7
Oct. 6	* at FIU	W	34-16
Oct. 20	* North Texas	W	45-7
Oct. 27	* at Arkansas State	W	27-0

Nov. 3	at Georgia	L	34-44
Nov. 10	at Western Kentucky	W	21-17
Nov. 20	* Middle Tennessee	W	45-7
Dec. 1	* Florida Atlantic	L	32-38

* Sun Belt Conference Game

2008 (8-5, 6-1 Sun Belt)
Sun Belt Champions
New Orleans Bowl

Aug. 28	* at Middle Tennessee	W	31-17
Sept. 13	Alcorn State	W	65-0
Sept. 20	at Ohio State	L	10-28
Sept. 27	at Oklahoma State	L	24-55
Oct. 7	* at Florida Atlantic	W	30-17
Oct. 18	* FIU	W	33-23
Oct. 25	* at North Texas	W	45-17
Nov. 1	* at ULM	L	30-31
Nov. 8	* Western Kentucky	W	17-7
Nov. 15	at LSU	L	31-40
Nov. 22	* Louisiana	W	48-3
Dec. 6	* Arkansas State	W	35-9
Dec. 21	§ Southern Miss	L	27-30 (OT)

* Sun Belt Conference Game
 § New Orleans Bowl (New Orleans, La.)

2009 (9-4, 8-0 Sun Belt)
Sun Belt Champions
GMAC Bowl

Sept. 3	at Bowling Green	L	14-31
Sept. 12	at Florida	L	6-56
Sept. 19	UAB	W	27-14
Sept. 26	* at Arkansas State	W	30-27
Oct. 6	* Middle Tennessee	W	31-7
Oct. 17	* at FIU	W	42-33
Oct. 24	* North Texas	W	50-26
Oct. 31	* ULM	W	42-21
Nov. 7	* at Western Kentucky	W	40-20
Nov. 14	at Arkansas	L	20-56
Nov. 21	* Florida Atlantic	W	47-21
Nov. 28	* at Louisiana	W	48-31
Jan. 6	§ Central Michigan	L	41-44 (2OT)

* Sun Belt Conference Game
 § GMAC Bowl (Mobile, Ala.)

2010 (8-5, 6-2 Sun Belt)
Sun Belt Champions
New Orleans Bowl Champions

Sept. 4	Bowling Green	W	30-27
Sept. 11	at Oklahoma State	L	38-41
Sept. 18	at UAB	L	33-34
Sept. 25	* Arkansas State	W	35-28
Oct. 5	* at Middle Tennessee	W	42-13
Oct. 16	* Louisiana	W	31-24
Oct. 30	* at ULM	L	14-28
Nov. 6	* at North Texas	W	41-35
Nov. 13	* FIU	L	35-52
Nov. 20	at South Carolina	L	24-69
Nov. 27	* Western Kentucky	W	28-14
Dec. 4	* at Florida Atlantic	W	44-7
Dec. 18	§ Ohio	W	48-21

* Sun Belt Conference Game
 § New Orleans Bowl (New Orleans, La.)

2011 (3-9, 2-6 Sun Belt)

Sept. 3	at Clemson	L	19-43
Sept. 17	at Arkansas	L	28-38
Sept. 24	* Middle Tennessee	W	38-35
Oct. 1	UAB	W	24-23
Oct. 8	* at Louisiana	L	17-31
Oct. 15	* ULM	L	10-38
Oct. 25	* at FIU	L	20-23 (OT)
Nov. 5	at Navy	L	14-42
Nov. 12	* North Texas	L	33-38
Nov. 19	* Florida Atlantic	W	34-7

Nov. 26	* at Western Kentucky	L	18-41
Dec. 3	* at Arkansas State	L	14-45

* Sun Belt Conference Game

2012 (5-7, 3-5 Sun Belt)

Sept. 1	at UAB	W	39-29
Sept. 8	* Louisiana	L	24-37
Sept. 15	Mississippi State	L	24-30
Sept. 22	* at North Texas	W	14-7
Sept. 29	* at South Alabama	W	31-10
Oct. 11	* Western Kentucky	L	26-31
Oct. 20	* FIU	W	38-27
Oct. 27	* at Florida Atlantic	L	27-34
Nov. 3	at Tennessee	L	48-55
Nov. 10	Navy	W	41-31
Nov. 17	* Arkansas State	L	34-41
Nov. 24	* at Middle Tennessee	L	21-24

* Sun Belt Conference Game

2013 (6-6, 4-3 Sun Belt)

Aug. 31	UAB	W	34-31 (OT)
Sept. 7	Savannah State	W	66-3
Sept. 12	* at Arkansas State	L	34-41
Sept. 21	at Mississippi State	L	7-62
Sept. 28	at Duke	L	31-38
Oct. 5	* South Alabama	W	34-33
Oct. 12	* at Georgia State	W	35-28
Oct. 26	* at Western Kentucky	W	32-26
Oct. 31	* ULM	L	37-49
Nov. 7	* at Louisiana	L	36-41
Nov. 16	at Ole Miss	L	21-51
Nov. 29	* Texas State	W	42-28

* Sun Belt Conference Game

2014 (3-9, 3-5 Sun Belt)

Aug. 30	at UAB	L	10-48
Sept. 6	Duke	L	17-34
Sept. 13	Abilene Christian	L	35-38
Sept. 20	at Georgia	L	0-66
Sept. 27	* at ULM	L	20-22
Oct. 11	* New Mexico State	W	41-24
Oct. 18	* Appalachian State	L	14-53
Oct. 24	* at South Alabama	L	13-27
Oct. 30	* at Georgia Southern	L	10-42
Nov. 8	* Georgia State	W	45-21
Nov. 15	* at Idaho	W	34-14
Nov. 29	* Louisiana	L	23-42

* Sun Belt Conference Game



2015 (4-8, 3-5 Sun Belt)

Sept. 5	at NC State	L	21-49
Sept. 12	Charleston Southern	W	44-16
Sept. 19	at Wisconsin	L	3-28
Oct. 3	* South Alabama	L	18-24
Oct. 10	at Mississippi State	L	17-45
Oct. 17	* Idaho	L	16-19
Oct. 24	* at New Mexico State	W	52-7
Oct. 31	* at Appalachian State	L	41-44 (3OT)
Nov. 7	* ULM	W	51-14
Nov. 14	* Georgia Southern	L	10-45
Nov. 27	* at Georgia State	L	21-31
Dec. 5	* at Louisiana	W	41-17

* Sun Belt Conference Game

2016 (10-3, 6-2 Sun Belt)
Dollar General Bowl Champions

Sept. 3	Austin Peay	W	57-17
Sept. 10	at #2 Clemson	L	24-30

YEAR-BY-YEAR

Sept. 17	at Southern Miss	W	37-31
Sept. 24	* New Mexico State	W	52-6
Oct. 1	* at Idaho	W	34-13
Oct. 15	* Georgia State	W	31-21
Oct. 20	* at South Alabama	W	28-21
Nov. 5	UMass	W	52-31
Nov. 12	* Appalachian State	W	28-24
Nov. 17	* ^ Arkansas State	L	3-35
Nov. 26	* at Texas State	W	40-7
Dec. 3	* at Georgia Southern	L	24-28
Dec. 23	\$ Ohio	W	28-23

* Sun Belt Conference Game
\$ Dollar General Bowl (Mobile, Ala.)
^ Troy ranked No. 25 in AP Poll

2017 (11-2, 7-1 Sun Belt)

Sun Belt Champions

New Orleans Bowl Champions

Sept. 2	at Boise State	L	13-24
Sept. 9	Alabama State	W	34-7
Sept. 16	* at New Mexico State	W	27-24
Sept. 23	Akron	W	22-17
Sept. 30	at #22 LSU	W	24-21
Oct. 11	* South Alabama	L	8-19
Oct. 21	* at Georgia State	W	34-10
Oct. 28	* Georgia Southern	W	38-16
Nov. 2	* Idaho	W	24-21
Nov. 11	* at Coastal Carolina	W	42-17
Nov. 24	* Texas State	W	62-9
Dec. 2	* at Arkansas State	W	32-25
Dec. 16	\$ North Texas	W	50-30

* Sun Belt Conference Game
\$ New Orleans Bowl (New Orleans, La.)

2018 (10-3, 7-1 Sun Belt)

Dollar General Bowl Champions

Sept. 1	#22 Boise State	L	20-56
Sept. 8	Florida A&M	W	59-7
Sept. 15	at Nebraska	W	24-19
Sept. 22	* at ULM	W	35-27
Sept. 29	* Coastal Carolina	W	45-21
Oct. 4	* Georgia State	W	37-20
Oct. 13	at Liberty	L	16-22
Oct. 23	* at South Alabama	W	38-17
Nov. 3	* Louisiana	W	26-16
Nov. 10	* at Georgia Southern	W	35-21
Nov. 17	* Texas State	W	12-7
Nov. 24	* at Appalachian State	L	10-21
Dec. 22	\$ Buffalo	W	42-32

* Sun Belt Conference Game
\$ Dollar General Bowl (Mobile, Ala.)



CHIP LINDSEY
(2019-21)
Career Record: 15-20

2019 (5-7, 3-5 Sun Belt)

Aug. 31	Campbell	W	43-14
Sept. 14	Southern Miss	L	42-47
Sept. 21	at Akron	W	35-7
Sept. 28	* Arkansas State	L	43-50
Oct. 5	at Missouri	L	10-42
Oct. 16	* South Alabama	W	37-13
Oct. 26	* at Georgia State	L	33-52
Nov. 2	* at Coastal Carolina	L	35-36
Nov. 9	* Georgia Southern	W	49-28
Nov. 16	* at Texas State	W	63-27
Nov. 23	* at Louisiana	L	3-53
Nov. 28	* #22 Appalachian State	L	13-48

* Sun Belt Conference Game

2020 (5-6, 3-4 Sun Belt)

Sept. 19	at Middle Tennessee	W	47-14
Sept. 26	at #18 BYU	L	7-48
Oct. 10	* Texas State	W	37-17
Oct. 17	Eastern Kentucky	W	31-29
Oct. 24	* Georgia State	L	34-36
Oct. 31	* at Arkansas State	W	38-10
Nov. 7	* at Georgia Southern	L	13-20
Nov. 21	Middle Tennessee	L	17-20
Nov. 28	* at Appalachian State	L	10-47
Dec. 5	* at South Alabama	W	29-0
Dec. 12	* #11 Coastal Carolina	L	38-42
Dec. 17	* ^ ULM	-	CLD

^ ULM canceled game due to low numbers in program
* Sun Belt Conference Game

2021 (5-7, 3-5 Sun Belt)

Sept. 4	Southern	W	55-3
Sept. 11	Liberty	L	13-21
Sept. 18	Southern Miss	W	21-9
Sept. 25	* at ULM	L	16-29
Oct. 2	at South Carolina	L	14-23
Oct. 9	* Georgia Southern	W	27-24
Oct. 16	* at Texas State	W	31-28
Oct. 28	* at #24 Coastal Carolina	L	28-35
Nov. 6	* South Alabama	W	31-24
Nov. 13	* Louisiana	L	21-35
Nov. 20	* Appalachian State	L	7-45
Nov. 27	* at Georgia State	L	10-37

* Sun Belt Conference Game



JON SUMRALL
(2022-pr.)
Career Record: 12-2

2022 (12-2, 7-1 Sun Belt)

Sun Belt Champions

Cure Bowl Champions

Sept. 3	at #21 Ole Miss	L	10-28
Sept. 10	Alabama A&M	W	38-17
Sept. 17	* at App State	L	28-32
Sept. 24	* Marshall	W	16-7
Oct. 1	at Western Kentucky	W	34-27
Oct. 8	* Southern Miss	W	27-10
Oct. 15	* Texas State	W	17-14
Oct. 20	* at South Alabama	W	10-6
Nov. 5	* at Louisiana	W	23-17
Nov. 12	Army	W	10-9
Nov. 19	* ULM	W	34-16
Nov. 26	* at Arkansas State	W	48-19
Dec. 3	! Coastal Carolina	W	45-26
Dec. 16	\$% #22 UTSA	W	18-12

* Sun Belt Conference Game

! Sun Belt Championship Game

\$ Cure Bowl (Orlando, Fla.)

% Troy ranked No. 23 in AP, No. 24 in Coaches & CFP & Troy finished season ranked No. 19 in AP Top 25; No. 20 in Coaches Poll



ALL-TIME VS. OPPONENTS

Opponent	H	A/N	Overall	First Meeting	Last Meeting	Last Result
Abilene Christian	0-1	0-1	0-2	1975	2014	L, 35-38
Abraham Baldwin	0-0	0-2	0-2	1931	1932	L, 0-19
Akron	1-0	1-0	2-0	2017	2019	W, 35-7
Alabama A&M	1-0	1-0	2-0	2000	2022	W, 38-17
Alabama (Frosh)	1-0	0-0	1-0	1948	1948	W, 6-0
Alabama State	7-0	7-2	14-2	1974	2017	W, 34-7
Albany State	0-0	1-0	1-0	1981	1981	W, 43-0
Alcorn State	2-0	2-1	4-1	1993	2008	W, 65-0
Alumni Team	0-1	0-0	0-1	1930	1930	L, 0-6
Andalusia	0-2	0-0	0-2	1922	1923	L, 0-7
Angelo State	0-0	1-0	1-0	1976	1976	W, 38-9
Appalachian State	2-5	1-3	3-8	1970	2022	L, 28-32
Army	1-0	0-0	1-0	2022	2022	W, 10-9
Arkansas	0-0	0-4	0-4	2002	2011	L, 28-38
Arkansas State	2-5	6-6	8-11	1950	2022	W, 48-19
Auburn Freshman	2-0	0-0	2-0	1931	1932	L, 6-35
Auburn Reserves	0-0	0-1	0-1	1923	1923	L, 0-35
Austin Peay	5-4	4-3-1	9-7-1	1947	2016	W, 57-17
Bethlehem	1-0	0-0	1-0	1927	1927	W, 19-0
Birmingham-Southern	1-0-1	0-0	1-0-1	1924	1934	W, 20-0
Bob Jones	1-0	0-0	1-0	1931	1931	W, 13-0
Boise State	0-1	0-1	0-2	2017	2018	L, 20-56
Bowling Green	1-0	0-1	1-1	2009	2010	W, 30-27
Brewton-Parker	1-0	0-0	1-0	1935	1935	W, 42-7
Brockley Field	1-0	0-0	1-0	1942	1942	W, 50-0
Buffalo	1-0	1-0	1-0	2018	2018	W, 42-32
BYU	0-0	0-1	0-1	2020	2020	L, 7-48
Cal Poly-San Luis Obispo	1-0	0-0	1-0	2005	2005	W, 27-10
Cal State-Northridge	1-0	0-0	1-0	2001	2001	W, 44-31
Campbell	1-0	0-0	1-0	2019	2019	W, 43-14
Carson-Newman	2-0	0-2	2-2	1956	1959	W, 21-0
Central Arkansas	1-0	0-1	1-1	1966	1967	L, 21-26
Central Florida	2-0	4-3	6-3	1987	1995	W, 28-17
Central Michigan	0-0	0-1	0-1	2010	2010	L, 41-44
Central State	1-0-1	0-0	1-0-1	1984	1993	T, 21-21
Charleston Southern	3-0	1-0	4-0	1993	2015	W, 44-16
Chattanooga	0-0	2-1	2-1	1969	1998	W, 23-6
Chipola	1-0	0-0	1-0	1950	1950	W, 42-0
Cincinnati	0-0	1-1	1-1	1994	1999	W, 31-24
Clanton	0-1	0-0	0-1	1925	1925	L, 3-14
Clemson	0-0	0-2	0-2	2011	2016	L, 24-30
Clio	2-0	0-0	2-0	1922	1925	W, 6-0
Coastal Carolina	2-1	1-2	3-3	2017	2022	W, 45-26
Columbus State	1-0	0-0	1-0	1911	1911	W, 16-5
Concord (W.Va.)	1-0	0-0	1-0	1968	1968	W, 76-0
Connecticut	0-0	1-0	1-0	1994	1994	W, 31-21
Cumberland (TN)	1-0-1	0-0	1-0-1	1935	1937	T, 0-0
Delta State	11-7	10-12	21-19	1937	1990	W, 42-28
Dothan	0-0	1-1-2	1-1-2	1912	1924	T, 0-0
Duke	0-1	0-1	0-2	2013	2014	L, 17-34
East Mississippi	1-0	2-0	3-0	1931	1933	W, 19-0
East Tennessee State	1-0	0-0	1-0	1995	1995	W, 31-7
Eastern Kentucky	3-0	1-1	4-1	1978	2020	W, 31-29
Edgar School	1-0	0-0	1-0	1909	1909	W, 6-0
Elba	0-0	2-0	2-0	1925	1926	W, 40-0
Elon	0-0	1-0	1-0	1972	1972	W, 28-24
Enterprise	0-1	0-1	0-2	1921	1922	L, 0-38
Eufaula	1-0	0-0	1-0	1922	1922	W, 25-0
Floral	1-0	1-0	2-0	1922	1923	W, 6-0
Florida	0-0	0-2	0-2	2007	2009	L, 6-56
Florida A&M	3-1	1-1	4-2	1984	2018	W, 59-7
Florida Atlantic	5-1	3-1	8-2	2002	2012	L, 27-34
FIU	4-1	3-1	7-2	2003	2012	W, 38-37
Florida State	0-2	1-3	1-5	1947	2006	L, 17-24
Fort Benning	3-0	1-0	4-0	1931	1978	W, 21-12
Georgia	0-0	0-2	0-2	2007	2014	L, 0-66
Georgia Southern	7-3	7-4	14-7	1934	2021	W, 27-24
Georgia Tech	0-0	0-1	0-1	2006	2006	L, 20-35
Georgia State	3-1	2-3	5-4	2013	2021	L, 10-37
Gordon Military Academy	2-0	1-0	3-0	1966	1968	W, 47-7
Greenville	0-0	1-0	1-0	1923	1923	W, 13-6
Hartford	2-0	0-0	2-0	1926	1927	W, 57-0
Headland	1-0	0-0	1-0	1922	1922	W, 33-7
Highland Park	1-0	0-0	1-0	1911	1911	W, 17-0
Idaho	2-1	2-0	4-1	2004	2017	W, 24-21
Iowa State	0-0	0-1	0-1	2002	2002	L, 12-42

ALL-TIME VS. OPPONENTS

Opponent	H	A/N	Overall	First Meeting	Last Meeting	Last Result
Jacksonville State	18-16	10-17-2	28-33-2	1924	2001	W, 21-3
James Madison	1-0	0-1	1-1	1994	1999	W, 27-7
Kansas State	0-0	0-1	0-1	2003	2003	L, 5-41
Liberty	1-1	0-2	1-3	1992	2021	L, 13-21
Louisiana	4-5	6-8	10-13	1946	2022	W, 23-17
Louisiana College	2-2	3-1	5-3	1960	1967	W, 75-0
LSU	0-0	1-2	1-2	2004	2017	W, 24-21
Luverne	2-1	2-1	4-2	1921	1926	W, 25-6
Marbury	0-0	0-1	0-1	1922	1922	L, 0-13
Marion Military Institute	7-3	4-3-2	11-6-2	1924	1948	W, 19-6
Marshall	2-0	1-3	3-3	1993	2022	W, 16-7
Maryland	0-0	0-1	0-1	2001	2001	L, 14-47
Maxwell Field	2-0	1-0	3-0	1927	1930	W, 7-6
McNeese State	3-4	1-4	4-8	1968	2000	W, 20-16
Memphis	0-0	1-4	1-4	1937	1941	L, 0-32
Mercer	0-0	0-1	0-1	1935	1935	L, 7-21
Miami (Fla.)	0-0	0-1	0-1	2001	2001	L, 7-38
Miami Air Base	1-0	0-0	1-0	1951	1951	W, 33-13
Middle Georgia	1-1	1-1	2-2	1932	1935	W, 44-0
Middle Tennessee	4-4	5-9	9-13	1936	2020	L, 17-20
Minnesota	0-0	0-1	0-1	2003	2003	L, 7-48
Mississippi College	4-2	3-9	7-11	1963	1990	L, 16-26
Mississippi State	0-1	1-3	1-4	2001	2015	L, 17-45
Missouri	1-0	0-3	1-3	2002	2019	L, 10-42
Montana	0-0	0-1	0-1	1996	1996	L, 7-70
Montgomery Nighthawks	0-0	0-1	0-1	1928	1928	L, 0-6
Montgomery O.P.X.	2-0	0-0	2-0-1	1910	1911	W, 6-0
Murray State	1-0	0-0	1-0	1996	1996	W, 31-3
Navy	1-0	0-1	1-1	2011	2012	W, 41-31
Nebraska	0-0	1-4	1-4	2001	2018	W, 24-19
Newberry	1-2-1	0-4	1-6-1	1936	1960	L, 6-34
New Mexico State	2-0	2-1	4-1	2004	2017	W, 27-24
Newton	2-0	1-0	3-0	1923	1926	W, 6-0
Nicholls State	12-4-1	8-2	20-6-1	1973	2001	W, 26-0
Norman	0-0-1	0-1	0-1-1	1932	1932	L, 13-14
North Alabama	10-12	11-11	21-23	1949	1992	W, 24-10
North Carolina State	0-0	0-1	0-1	2015	2015	L, 21-49
North Dakota State	0-0	1-0	1-0	1984	1984	W, 18-17
North Texas	4-1	5-1	9-2	2001	2017	W, 50-30
Northern Illinois	0-0	0-1	0-1	2004	2004	L, 21-34
Northern Michigan	0-0	1-0	1-0	1977	1977	W, 49-28
Northwestern State	3-2	7-1	10-3	1966	2000	W, 2-0
Oglethorpe	0-2	1-2	1-4	1935	1941	L, 0-21
Ohio	0-0	0-0	2-0	2010	2016	W, 28-23
Ohio State	0-0	0-1	0-1	2008	2008	L, 10-28
Oklahoma State	1-0	0-2	1-2	2007	2010	L, 38-41
Ole Miss	0-0	0-2	0-2	2013	2022	L, 10-28
Ouachita Baptist	1-1	0-0	1-1	1972	1973	W, 17-7
Ozark	2-0	0-0	2-0	1912	1925	W, 25-0
Palmer	5-0	2-0	7-0	1925	1931	W, 43-6
Pensacola Navy	2-1	0-1	3-2	1933	1949	L, 6-12
Portland State	0-0	1-0	1-0	1987	1987	W, 31-17
Presbyterian	2-0	0-2	2-2	1962	1965	L, 0-21
Ramer	0-2	0-1	0-3	1921	1925	L, 12-14
Red Level	0-0	0-0-1	0-0-1	1926	1926	T, 0-0
Repton	1-0	0-0	1-0	1921	1921	W, 12-6
Rice	0-0	1-0	1-0	2006	2006	W, 41-17
Sam Houston State	2-0	5-0-1	7-0-1	1968	2000	W, 23-21
Samford	6-3	8-6	14-9	1935	1998	W, 27-23
Samford Freshman	1-1	0-2	1-3	1926	1932	W, 15-6
Samford Reserves	0-0-1	0-0	0-0-1	1924	1924	T, 0-0
Savannah State	1-0	0-0	1-0	2013	2013	W, 66-3
Sidney Lanier	0-0-1	0-3	0-3-1	1910	1922	L, 0-21
Snead	0-0	0-1	0-1	1940	1940	L, 6-7
South Alabama	3-2	5-1	8-3	2012	2022	W, 10-6
South Carolina	0-0	0-4	0-4	2004	2021	L, 14-23
South Dakota	0-0	0-1	0-1	1986	1986	L, 28-42
South Florida	1-0	0-1	1-1	1999	2000	L, 10-20
South Georgia	4-1	2-1-1	6-0-1	1932	1956	W, 13-2
Southeast Missouri State	1-0	0-1	1-1	1987	1988	W, 26-13
Southeastern Louisiana	6-4	2-7	8-11	1942	2003	W, 28-0
Southern	1-0	0-0	1-0	2021	2021	W, 55-3
Southern Illinois	1-0	1-0	2-0	1991	1992	W, 37-13
Southern Miss	1-2	3-6	4-8	1935	2022	W, 27-10
Southern Union	1-0	0-0	1-0	1932	1932	W, 62-0
Southern Utah	2-0	0-0	2-0	2001	2002	W, 40-15

ALL-TIME VS. OPPONENTS

Opponent	H	A/N	Overall	First Meeting	Last Meeting	Last Result
Southwest Mississippi	0-0	0-1	0-1	1937	1937	L, 7-13
Spring Hill College	0-0	0-5	0-5	1934	1940	L, 0-20
St. Bernard	3-0-1	0-0	3-0-1	1941	1948	W, 32-0
Stephen F. Austin	2-1	1-2	3-3	1993	2000	W, 6-0
Stetson	0-0	1-5	1-5	1946	1955	L, 0-7
Tampa	1-2	0-13	1-15	1934	1963	W, 7-0
Tennessee	0-0	0-1	0-1	2012	2012	L, 44-55
Tennessee Tech	2-0	0-1-1	2-1-1	1978	1981	L, 27-28
Tennessee Wesleyan	0-0	0-1	0-1	1938	1938	L, 6-30
Texas A&I	0-1	2-0	2-1	1968	1980	W, 14-6
Texas State	8-0	4-1	12-1	1996	2022	W, 17-14
Towson State	1-0	0-0	1-0	1984	1984	W, 45-3
Troy	1-0	1-0	2-0	1923	1925	W, 14-0
Tuskegee	0-0	1-0	1-0	1983	1983	W, 33-6
UAB	4-1	3-4	7-5	1993	2014	L, 10-48
ULM	7-2	4-6-1	11-8-1	1970	2022	W, 34-16
UMass	1-0	0-0	1-0	2016	2016	W, 52-31
Union (TN)	1-0	1-1	2-1	1947	1949	W, 33-6
Union Springs	0-0-1	0-0-1	0-0-2	1909	1909	T, 0-0
UNLV	0-0	0-1	0-1	1977	1977	L, 28-35
UT-Martin	8-5	6-8	14-13	1960	1990	W, 41-33
Utah State	1-1	1-0	2-1	2002	2004	W, 49-21
UTSA	0-0	1-0	1-0	2022	2022	W, 18-12
Valdosta State	3-2	4-2	7-4	1982	1992	W, 26-10
Virginia	0-0	0-1	0-1	2003	2003	L, 0-24
Virginia Union	1-0	0-0	1-0	1986	1986	W, 31-7
West Alabama	26-3-1	14-5-1	40-8-2	1938	1990	W, 31-6
West Georgia	5-1	4-1	9-2	1947	1991	W, 13-10
West Texas	1-0	1-0	2-0	1986	1987	W, 45-0
Western Kentucky	4-1-0	6-1-1	10-2-1	1976	2022	W, 34-27
Wetumpka	3-0-1	1-1	4-1-1	1910	1924	W, 7-0
William Carey	0-1-0	0-0-0	0-1-0	1955	1955	L, 0-23
Willamette	0-0-0	1-0-0	1-0-0	1968	1968	W, 63-10
Winston-Salem State	1-0-0	0-0-0	1-0-0	1987	1987	W, 45-14
Wisconsin	0-0	0-1	0-1	2015	2015	L, 3-28
OVERALL			565-427-28 (.568)			

TROY ALL-TIME IN THE POSTSEASON

Year	Opponent	W/L	Score	Round/Bowl	Coach	Record
1948	Jacksonville State	L	0-19	Paper Bowl	Fred McCollum	0-1
1968	Willamette	W	63-10	NAIA First Round	Billy Atkins	1-1
1968	Texas A&I	W	43-35	NAIA Championship	Billy Atkins	2-1
1984	Central State	W	31-21	NCAA D-II First Round	Chan Gailey	3-1
1984	Towson State	W	45-3	NCAA D-II Semifinals	Chan Gailey	4-1
1984	North Dakota St.	W	18-17	NCAA D-II Championship	Chan Gailey	5-1
1986	Virginia Union	W	31-7	NCAA D-II First Round	Rick Rhoades	6-1
1986	South Dakota	L	28-42	NCAA D-II Semifinals	Rick Rhoades	6-2
1987	Winston-Salem St.	W	45-14	NCAA D-II First Round	Rick Rhoades	7-2
1987	Central Florida	W	31-10	NCAA D-II Semifinals	Rick Rhoades	8-2
1987	Portland State	W	31-17	NCAA D-II Championship	Rick Rhoades	9-2
1993	Stephen F. Austin	W	42-20	NCAA D-IAA First Round	Larry Blakeney	10-2
1993	McNeese State	W	35-28	NCAA D-IAA Quarterfinals	Larry Blakeney	11-2
1993	Marshall	L	21-24	NCAA D-IAA Semifinals	Larry Blakeney	11-3
1994	James Madison	L	26-45	NCAA D-IAA First Round	Larry Blakeney	11-4
1995	Georgia Southern	L	21-24	NCAA D-IAA First Round	Larry Blakeney	11-5
1996	Florida A&M	W	29-25	NCAA D-IAA First Round	Larry Blakeney	12-5
1996	Murray State	W	31-3	NCAA D-IAA Quarterfinals	Larry Blakeney	13-5
1996	Montana	L	7-70	NCAA D-IAA Semifinals	Larry Blakeney	13-6
1998	Florida A&M	L	17-27	NCAA D-IAA First Round	Larry Blakeney	13-7
1999	James Madison	W	27-7	NCAA D-IAA First Round	Larry Blakeney	14-7
1999	Florida A&M	L	10-17	NCAA D-IAA Quarterfinals	Larry Blakeney	14-8
2000	Appalachian State	L	30-33	NCAA D-IAA First Round	Larry Blakeney	14-9
2004	Northern Illinois	L	21-34	Silicon Valley Bowl	Larry Blakeney	14-10
2006	Rice	W	41-17	New Orleans Bowl	Larry Blakeney	15-10
2008	Southern Miss	L	27-30 (ot)	New Orleans Bowl	Larry Blakeney	15-11
2009	Central Michigan	L	41-44 (2ot)	GMAC Bowl	Larry Blakeney	15-12
2010	Ohio	W	48-21	New Orleans Bowl	Larry Blakeney	16-12
2016	Ohio	W	28-23	Dollar General Bowl	Neal Brown	17-12
2017	North Texas	W	50-30	New Orleans Bowl	Neal Brown	18-12
2018	Buffalo	W	42-32	Dollar General Bowl	Neal Brown	19-12
2022	UTSA	W	18-12	Cure Bowl	Jon Sumrall	20-12

COACHING HISTORY

Year	Division / Conference	Rec.	Pct.	Conf.	Pct.
Vergil Parks McKinley (1-0-2, .500)					
1909	Independent	1-0-2	.500	-	-
Dan Herran (1-1-2, .375)					
1910	Independent	1-1-2	.375	-	-
George Penton (7-1-1, .833)					
1911	Independent	4-1-1	.750	-	-
1912	Independent	3-0-0	1.000	-	-
J.W. Campbell (12-13-1, .481)					
1921	Independent	1-7-0	.125	-	-
1922	Independent	6-4-1	.591	-	-
1923	Independent	5-2-0	.714	-	-
Ross V. Ford (2-1-4, .571)					
1924	Independent	2-1-4	.571	-	-
Otis Bynum (12-4-1, .735)					
1925	Independent	5-3-0	.625	-	-
1926	Independent	7-1-1	.833	-	-
Gladwin Gaumer (7-7-0, .500)					
1927	Independent	5-3-0	.625	-	-
1928	Independent	2-4-0	.333	-	-
No Coach					
1930	Independent	1-2-0	.333	-	-
Albert Elmore (33-25-4, .565)					
1931	Independent	6-3-0	.667	-	-
1932	Independent	5-3-2	.600	-	-
1933	Independent	5-1-0	.833	-	-
1934	Independent	7-2-0	.778	-	-
1935	Independent	5-5-0	.500	-	-
1936	Independent	3-4-0	.429	-	-
1937	Independent	2-7-2	.272	-	-
Albert Choate (25-26-1, .490; AIC 15-3-1, .816)					
1938	Alabama Intercollegiate	4-4-1	.500	2-0-1	.833
1939 [^]	Alabama Intercollegiate	7-4-0	.636	4-0-0	1.000
1940	Alabama Intercollegiate	2-7-0	.222	1-2-0	.333
1941 [^]	Alabama Intercollegiate	5-4-0	.556	3-0-0	1.000
1942 [^]	Alabama Intercollegiate	4-3-0	.571	2-0-0	1.000
1946	Alabama Intercollegiate	3-4-0	.429	3-1-0	1.000
Fred McCollum (20-18-3, .524; AIC 8-3-3, .679)					
1947	Alabama Intercollegiate	5-4-1	.550	2-1-1	.625
1948	Alabama Intercollegiate	6-5-0	.545	3-1-0	.600
1949	Alabama Intercollegiate	6-3-1	.650	2-0-1	.833
1950	Alabama Intercollegiate	3-6-1	.350	1-1-1	.500
Jim Grantham (11-23-1, .329; AIC 5-7-0, .417)					
1951	Alabama Intercollegiate	2-7-0	.222	0-3-0	.000
1952	Alabama Intercollegiate	4-6-0	.400	2-1-0	.666
1953	Alabama Intercollegiate	3-5-0	.375	2-1-0	.666
1954	Alabama Intercollegiate	2-5-1	.313	1-2-0	.333
William Clipson (26-68-0, .277; AIC 5-10-0, .333; ACC 5-13-0, .278)					
1955	Alabama Intercollegiate	2-6-0	.250	1-2-0	.333
1956	Alabama Intercollegiate	3-5-0	.375	1-2-0	.333
1957	Alabama Intercollegiate	2-6-0	.250	1-2-0	.333
1958	Alabama Intercollegiate	3-6-0	.333	1-2-0	.333
1959	Alabama Intercollegiate	3-5-0	.375	1-2-0	.333
1960	Alabama Collegiate	1-8-0	.111	1-2-0	.333
1961	Alabama Collegiate	1-8-0	.111	1-2-0	.333
1962	Alabama Collegiate	2-6-0	.250	1-2-0	.333
1963	Alabama Collegiate	2-7-0	.222	0-3-0	.000
1964	Alabama Collegiate	6-3-0	.667	2-1-0	.667
1965	Alabama Collegiate	1-8-0	.111	0-3-0	.000
Billy Atkins (44-16-2, .726; ACC 10-2-0, .833; GSC 9-2-0, .818)					
1966	Alabama Collegiate	5-5-0	.500	1-2-0	.333
1967 [^]	Alabama Collegiate	8-2-0	.800	3-0-0	1.000
1968 [^]	Alabama Collegiate	11-1-0	.917	3-0-0	1.000
1969 [^]	Alabama Collegiate	8-1-1	.850	3-0-0	1.000
Year	Division / Conference	Rec.	Pct.	Conf.	Pct.

1970	Gulf South Conference	6-4-1	.591	4-1-0	.333
1971 [^]	Gulf South Conference	6-3-0	.667	5-1-0	.833
Tom Jones (11-7-2, .600; GSC 8-4-1, .654)					
1972	Gulf South Conference	4-5-1	.450	2-3-1	.417
1973 [^]	Gulf South Conference	7-2-1	.750	6-1-0	.857
Byrd Whigham (12-8-0, .600; GSC 9-7-0, .563)					
1974	Gulf South Conference	6-4-0	.600	4-4-0	.500
1975	Gulf South Conference	6-4-0	.600	5-3-0	.625
Charlie Bradshaw (40-27-2, .577; GSC 29-18-0, .617)					
1976 [^]	Gulf South Conference	8-1-1	.850	7-1-0	.857
1977	Gulf South Conference	6-4-0	.600	6-2-0	.571
1978	Gulf South Conference	7-2-0	.778	5-2-0	.714
1979	Gulf South Conference	6-3-1	.650	4-1-0	.800
1980	Gulf South Conference	8-2-0	.800	4-2-0	.667
1981	Gulf South Conference	3-7-0	.300	1-5-0	.167
1982	Gulf South Conference	2-8-0	.200	2-5-0	.286
Chan Gailey (19-5-0, .791; GSC 11-4-0, .733)					
1983	Gulf South Conference	7-4-0	.636	4-3-0	.571
1984 [^]	Gulf South Conference	12-1-0	.923	7-1-0	.857
Rick Rhoades (28-7-1, .764; GSC 22-2-0, .917)					
1985	Gulf South Conference	6-4-0	.600	6-2-0	.714
1986 [^]	Gulf South Conference	10-2-0	.833	8-0-0	1.000
1987 [^]	Gulf South Conference	12-1-1	.893	8-0-0	1.000
Robert Maddox (13-17-0, .433; GSC 10-14-0, .417)					
1988	Gulf South Conference	4-6-0	.400	3-5-0	.375
1989	Gulf South Conference	4-6-0	.400	3-5-0	.375
1990	Gulf South Conference	5-5-0	.500	4-4-0	.625
Larry Blakeney (178-113-1, .611; SLC 25-9-0, .735; SBC 52-30-0, .634)					
1991	NCAA DII Independent	5-6-0	.455	-	-
1992	NCAA DII Independent	10-1-0	.909	-	-
1993	NCAA FCS Independent	12-1-1	.893	-	-
1994	NCAA FCS Independent	8-4-0	.667	-	-
1995	NCAA FCS Independent	11-1-0	.917	-	-
1996 [^]	Southland Conference	12-2	.857	5-1	.833
1997	Southland Conference	5-6	.455	2-5	.286
1998	Southland Conference	8-4	.667	5-2	.714
1999 [^]	Southland Conference	11-2	.846	6-1	.857
2000 [^]	Southland Conference	10-2	.833	7-0	1.000
2001	NCAA FBS Independent	7-4	.636	-	-
2002	NCAA FBS Independent	4-8	.333	-	-
2003	NCAA FBS Independent	6-6	.500	-	-
2004	Sun Belt Conference	7-5	.583	5-2	.714
2005	Sun Belt Conference	4-7	.364	3-4	.429
2006 [^]	Sun Belt Conference	8-5	.615	6-1	.857
2007 [^]	Sun Belt Conference	8-4	.667	6-1	.857
2008 [^]	Sun Belt Conference	8-5	.615	6-1	.857
2009 [^]	Sun Belt Conference	9-4	.692	8-0	1.000
2010 [^]	Sun Belt Conference	8-5	.615	6-2	.750
2011	Sun Belt Conference	3-9	.250	2-6	.250
2012	Sun Belt Conference	5-7	.417	3-5	.375
2013	Sun Belt Conference	6-6	.500	4-3	.571
2014	Sun Belt Conference	3-9	.250	3-5	.375
Neal Brown (35-16, .686; SBC 23-9, .719)					
2015	Sun Belt Conference	4-8	.333	3-5	.375
2016	Sun Belt Conference	10-3	.769	6-2	.750
2017 [^]	Sun Belt Conference	11-2	.846	7-1	.875
2018	Sun Belt Conference	10-3	.769	7-1	.875
Chip Lindsey (15-20, .429; SBC 9-14, .391)					
2019	Sun Belt Conference	5-7	.417	3-5	.375
2020	Sun Belt Conference	5-6	.455	3-4	.429
2021	Sun Belt Conference	5-7	.417	3-5	.375
Jon Sumrall (12-2, .857; SBC 7-1, .875)					
2022 [^]	Sun Belt Conference	12-2	.857	7-1	.875
TOTALS		565-427-28	.568	253-148-5	.629

[^] - Conference championship season

Abilene Christian (0-2)

1975	Dothan, Ala.	L, 7-34
2014	Troy	L, 35-38

Abraham-Baldwin (0-2)

1931	Tifton, Ga.	L, 0-28
1932	Tifton, Ga.	L, 0-19

Akron (2-0)

2017	Troy	W, 22-17
2019	Akron, Ohio	W, 35-7

Alabama A&M (2-0)

2000	Huntsville, Ala.	W, 28-13
2022	Troy	W, 38-17

Alabama (Frosh) (1-0)

1948	Troy	W, 6-0
------	------	--------

Alabama State (14-2)

1974	Montgomery, Ala.	W, 28-14
1975	Montgomery, Ala.	W, 13-10
1976	Montgomery, Ala.	W, 17-16
1989	Montgomery, Ala.	L, 13-16
1991	Montgomery, Ala.	L, 19-22
1992	Troy	W, 31-14
1993	Montgomery, Ala.	W, 38-3
1994	Troy	W, 49-27
1995	Montgomery, Ala.	W, 28-10
1996	Troy	W, 37-6
1997	Montgomery, Ala.	W, 20-13
1998	Troy	W, 26-0
1999	Montgomery, Ala.	W, 27-20
2000	Troy	W, 62-19
2006	Troy	W, 38-0
2017	Troy	W, 34-7

Albany State (1-0)

1981	Dothan, Ala.	W, 43-0
------	--------------	---------

Alcorn State (4-1)

1993	Lorman, Miss.	W, 63-21
1994	Lorman, Miss.	L, 44-47
1996	Lorman, Miss.	W, 61-7
1997	Troy	W, 30-0
2008	Troy	W, 65-0

Alumni Team (0-1)

1930	Troy	L, 0-6
------	------	--------

Andalusia (0-2)

1922	Troy	L, 0-7
1923	Andalusia, Ala.	L, 0-7

Angelo State (1-0)

1976	Dothan, Ala.	W, 38-9
------	--------------	---------

Appalachian State (3-8)

1970	Troy	W, 42-0
2000	Boone, N.C.	W, 34-30
2000	Troy	L, 30-33
2014	Boone, N.C.	L, 14-53
2015	Boone, N.C.	L, 41-44 (3OT)
2016	Troy	W, 28-24
2018	Boone, N.C.	L, 10-21
2019	Troy	L, 13-48
2020	Boone, N.C.	L, 10-47
2021	Troy	L, 7-45
2022	Boone, N.C.	L, 28-32

Arkansas (0-4)

2002	Fayetteville, Ark.	L, 0-23
2007	Fayetteville, Ark.	L, 26-46
2009	Fayetteville, Ark.	L, 20-56
2011	Fayetteville, Ark.	L, 28-38

Arkansas State (8-11)

1950	Jonesboro, Ark.	L, 0-27
1951	Troy	L, 0-39
1991	Jonesboro, Ark.	L, 17-20
1992	Jonesboro, Ark.	W, 41-7
2004	Jonesboro, Ark.	L, 9-13
2005	Jonesboro, Ark.	L, 3-9
2006	Troy	L, 26-33
2007	Jonesboro, Ark.	W, 27-0
2008	Troy	W, 35-9
2009	Jonesboro, Ark.	W, 30-27
2010	Troy	W, 35-28
2011	Jonesboro, Ark.	L, 14-45
2012	Troy	L, 34-41
2013	Jonesboro, Ark.	L, 34-41
2016	Troy	L, 3-35
2017	Jonesboro, Ark.	W, 32-25
2019	Troy	L, 43-50
2020	Jonesboro, Ark.	W, 38-10
2022	Jonesboro, Ark.	W, 48-19

Army (1-0)

2022	Troy	W, 10-9
------	------	---------

Auburn Freshman (2-0)

1931	Troy	W, 12-6
1932	Troy	W, 6-0

Auburn Reserves (0-1)

1923	Auburn, Ala.	L, 0-35
------	--------------	---------

Austin Peay (9-7-1)

1947	Clarksville, Tenn.	W, 13-7
1948	Troy	L, 7-18
1949	Troy	W, 6-0
1951	Clarksville, Tenn.	W, 20-13
1952	Troy	L, 7-26
1956	Troy	W, 14-13
1957	Clarksville, Tenn.	L, 0-33
1958	Troy	L, 10-12
1959	Clarksville, Tenn.	W, 13-7
1960	Troy	L, 7-13
1961	Clarksville, Tenn.	L, 6-21
1969	Clarksville, Tenn.	T, 16-16
1970	Troy	W, 28-0
1971	Clarksville, Tenn.	L, 0-34
1972	Dothan, Ala.	W, 27-0
2002	Troy	W, 41-3
2016	Troy	W, 57-17

Bethlehem (1-0)

1927	Troy	W, 19-0
------	------	---------

Birmingham-Southern (1-0-1)

1924	Troy	T, 6-6
1934	Troy	W, 20-0

Bob Jones (1-0)

1931	Troy	W, 13-0
------	------	---------

Boise State (0-2)

2017	Boise, Idaho	L, 13-24
2018	Troy	L, 20-56

Bowling Green (1-1)

2009	Bowling Green, Ky.	L, 14-31
2010	Troy	W, 30-27

Brewton-Parker (1-0)

1935	Troy	W, 43-7
------	------	---------

Brockley Field (1-0)

1942	Troy	W, 50-0
------	------	---------

Buffalo (1-0)

2018	Mobile, Ala.	W, 42-32
------	--------------	----------

BYU (0-1)

2020	Provo, Utah	L, 7-48
------	-------------	---------

Cal Poly (1-0)

2005	Troy	W, 27-10
------	------	----------

Cal State-Northridge (1-0)

2001	Troy	W, 44-31
------	------	----------

Campbell (1-0)

2019	Troy	W, 43-14
------	------	----------

Carson-Newman (2-2)

1956	Jefferson City, Tenn.	L, 20-21
1957	Troy	W, 20-7
1958	Jefferson City, Tenn.	L, 7-13
1959	Troy	W, 21-0

Central Arkansas (1-1)

1966	Troy	W, 41-7
1967	Conway, Ark.	L, 21-26

Central Florida (6-3)

1987	Orlando, Fla.	W, 31-10
1988	Orlando, Fla.	L, 18-26
1989	Troy	W, 20-6
1990	Orlando, Fla.	L, 10-16
1991	Orlando, Fla.	L, 10-21
1992	Orlando, Fla.	W, 20-16
1993	Troy	W, 29-15
1994	Orlando, Fla.	W, 39-38
1995	Orlando, Fla.	W, 28-17

Central Michigan (0-1)

2009	Mobile, Ala.	L, 41-44 (2OT)
------	--------------	----------------

Central State (1-0-1)

1984	Troy	W, 31-21
1993	Troy	T, 21-21

Charleston Southern (4-0)

1993	Troy	W, 56-0
1994	Troy	W, 55-20
1995	North Charleston, S.C.	W, 66-7
2015	Troy	W, 44-16

Chattanooga (2-1)

1969	Chattanooga, Tenn.	W, 31-6
1982	Chattanooga, Tenn.	L, 20-24
1998	Chattanooga, Tenn.	W, 23-6

Chipola (1-0)

1950	Troy	W, 42-0
------	------	---------

Cincinnati (1-1)

1994	Cincinnati, Ohio	L, 24-28
1999	Cincinnati, Ohio	W, 31-24

ALL-TIME VS. OPPONENT

Clanton (0-1)

1925 Troy L, 3-14

Clemson (0-2)

2011 Clemson, S.C. L, 19-43

2016 Clemson, S.C. L, 24-30

Clio (2-0)

1922 Troy W, 56-0

1925 Troy W, 6-0

Coastal Carolina (3-3)

2017 Conway, S.C. W, 42-17

2018 Troy W, 45-21

2019 Conway, S.C. L, 35-36

2020 Troy L, 38-42

2021 Conway, S.C. L, 28-35

2022 Troy W, 45-26

Columbus State (1-0)

1911 Troy W, 16-5

Concord (W.Va.) (1-0)

1968 Troy W, 76-0

Connecticut (1-0)

1994 Storrs, Conn. W, 31-21

Cumberland (Tenn.) (1-0-1)

1935 Troy W, 20-13

1937 Troy T, 0-0

Delta State (21-19)

1937 Cleveland, Miss. L, 0-6

1938 Cleveland, Miss. L, 0-6

1939 Cleveland, Miss. W, 14-0

1941 Cleveland, Miss. L, 0-25

1953 Cleveland, Miss. L, 2-6

1954 Troy L, 12-26

1955 Cleveland, Miss. L, 7-28

1956 Troy L, 0-19

1957 Cleveland, Miss. L, 7-14

1958 Troy W, 16-0

1961 Cleveland, Miss. L, 0-48

1962 Troy L, 0-30

1963 Cleveland, Miss. L, 13-47

1964 Troy W, 12-0

1965 Cleveland, Miss. L, 0-26

1966 Ozark, Ala. W, 20-16

1967 Cleveland, Miss. W, 7-0

1968 Troy W, 35-23

1969 Cleveland, Miss. W, 42-7

1970 Troy W, 42-6

1971 Cleveland, Miss. L, 14-20

1972 Troy L, 17-22

1973 Cleveland, Miss. W, 17-10

1974 Troy L, 9-12

1975 Cleveland, Miss. L, 25-31

1976 Troy W, 29-20

1977 Cleveland, Miss. W, 10-7

1978 Troy W, 21-6

1979 Cleveland, Miss. W, 28-0

1980 Troy W, 35-7

1981 Cleveland, Miss. W, 7-0

1982 Troy L, 10-13

1983 Cleveland, Miss. W, 26-21

1984 Troy W, 35-20

1985 Cleveland, Miss. W, 31-7

1986 Troy W, 31-13

1987 Cleveland, Miss. W, 38-6

1988 Troy L, 21-24

1989 Cleveland, Miss. L, 28-28

1990 Troy W, 42-28

Dothan (1-1-2)

1912 Dothan, Ala. W, 25-0

1921 Dothan, Ala. L, 0-41

1922 Dothan, Ala. T, 6-6

1924 Dothan, Ala. T, 0-0

Duke (0-2)

2013 Durham, N.C. L, 31-38

2014 Troy L, 17-34

East Mississippi CC (3-0)

1931 Troy W, 18-7

1932 Scooba, Miss. W, 9-7

1933 Troy W, 19-0

East Tennessee State (1-0)

1995 Troy W, 31-7

Eastern Kentucky (4-1)

1978 Troy W, 16-10

1979 Richmond, Ky. L, 0-15

1996 Richmond, Ky. W, 40-38

1997 Troy W, 21-12

2020 Troy W, 31-29

Edgar School (1-0)

1909 Troy W, 6-0

Elba (2-0)

1925 Elba, Ala. W, 13-6

1926 Elba, Ala. W, 40-0

Elon (1-0)

1972 Montgomery, Ala. W, 28-24

Enterprise State (0-2)

1921 Troy L, 0-33

1922 Enterprise, Ala. L, 0-38

Eufaula (1-0)

1922 Troy W, 25-0

Floralia (2-0)

1922 Troy W, 6-0

1923 Floralia, Ala. W, 6-0

Florida (0-2)

2007 Gainesville, Fla. L, 31-59

2009 Gainesville, Fla. L, 6-56

Florida A&M (4-2)

1984 Jacksonville, Fla. W, 17-3

1996 Troy W, 29-25

1998 Tallahassee, Fla. L, 17-27

1999 Troy L, 10-17

2002 Mobile, Ala. W, 24-7

2018 Troy W, 59-7

Florida Atlantic (8-2)

2002 Troy W, 21-6

2004 Troy W, 24-6

2005 Troy W, 28-14

2006 Boca Raton, Fla. W, 24-7

2007 Troy L, 32-38

2008 Boca Raton, Fla. W, 30-17

2009 Troy W, 47-21

2010 Boca Raton, Fla. W, 44-7

2011 Troy W, 34-7

2012 Boca Raton, Fla. L, 27-34

FIU (7-2)

2003 Troy W, 21-10

2005 Troy W, 18-13

2006 Miami, Fla. W, 26-13

2007 Miami, Fla. W, 34-16

2008 Troy W, 33-23

2009 Miami, Fla. W, 42-33

2010 Troy L, 35-52

2011 Miami, Fla. L, 20-23 (OT)

2012 Troy W, 38-27

Florida State (1-5)

1947 Tallahassee, Fla. W, 36-6

1948 Troy L, 13-20

1949 Tallahassee, Fla. L, 0-20

1950 Troy L, 7-26

1951 Tallahassee, Fla. L, 0-40

2006 Tallahassee, Fla. L, 17-24

Fort Benning (4-0)

1931 Troy W, 20-7

1939 Troy W, 20-6

1942 Fort Benning, Ga. W, 20-6

1947 Troy W, 45-0

Georgia (0-2)

2007 Athens, Ga. L, 34-44

2014 Athens, Ga. L, 0-66

Georgia Southern (14-7)

1934 Troy W, 19-12

1935 Statesboro, Ga. W, 28-26

1936 Troy W, 14-0

1937 Statesboro, Ga. W, 12-6

1938 Statesboro, Ga. W, 7-0

1939 Troy W, 7-6

1940 Statesboro, Ga. W, 14-0

1941 Troy W, 25-0

1983 Statesboro, Ga. W, 28-27

1985 Troy L, 10-17

1991 Statesboro, Ga. L, 12-19

1992 Statesboro, Ga. W, 21-0

1995 Troy L, 21-24

2014 Statesboro, Ga. L, 10-42

2015 Troy L, 10-45

2016 Statesboro, Ga. L, 24-28

2017 Troy W, 38-16

2018 Statesboro, Ga. W, 35-21

2019 Troy W, 49-28

2020 Statesboro, Ga. L, 13-20

2021 Troy W, 27-24

Georgia Tech (0-1)

2006 Atlanta, Ga. L, 20-35

Georgia State (5-4)

2013 Atlanta, Ga. W, 35-28

2014 Troy W, 45-21

2015 Atlanta, Ga. L, 21-31

2016 Troy W, 31-21

2017 Atlanta, Ga. W, 34-10

2018 Troy W, 37-20

2019 Atlanta, Ga. L, 33-52

2020 Troy L, 34-36

2021 Atlanta, Ga. L, 10-37

Gordon Military Academy (3-0)

1966 Troy W, 48-7

1967 Barnesville, Ga. W, 17-0

1968 Troy W, 47-7

Greenville (1-0)

1923 Greenville, Ala. W, 13-6

Hartford (2-0)

1926 Troy W, 32-0

1927 Troy W, 57-0

Headland (1-0)

1922 Troy W, 33-7

Highland Park (1-0)

1911 Troy W, 17-0

Idaho (4-1)

2004 Troy W, 47-7

2014 Moscow, Idaho W, 34-14

2015 Troy L, 16-19

2016 Moscow, Idaho W, 34-13

2017 Troy W, 24-21

Iowa State (0-1)

2002 Ames, Iowa L, 12-42

Jacksonville State (28-33-2)

1924 Jacksonville, Ala. L, 9-14

1927 Troy L, 12-26

1928 Troy L, 0-20

1931 Jacksonville, Ala. W, 24-6

1932 Troy W, 20-0

1933 Jacksonville, Ala. W, 18-7

1934 Troy W, 32-0

1938 Jacksonville, Ala. T, 6-6

1939 Troy W, 27-0

1940 Troy L, 0-7

1946 Troy W, 12-0

1947 Troy L, 0-14

1948 Jacksonville, Ala. L, 13-25

1948 Pensacola, Fla. L, 0-19

1949 Troy W, 27-6

1950 Jacksonville, Ala. L, 0-9

1951 Troy L, 7-13

1952 Jacksonville, Ala. W, 19-6

1953 Troy W, 13-7

1954 Jacksonville, Ala. L, 7-38

1955 Troy L, 0-12

1956 Jacksonville, Ala. L, 14-27

1957 Troy L, 0-13

1958 Jacksonville, Ala. L, 7-20

1959 Troy L, 12-35

1960 Jacksonville, Ala. L, 6-27

1961 Troy L, 21-22

1962 Jacksonville, Ala. L, 14-21

1963 Troy L, 8-15

1964 Jacksonville, Ala. L, 0-38

1965 Troy L, 7-9

1966 Jacksonville, Ala. L, 6-27

1967 Troy W, 46-0

1968 Jacksonville, Ala. W, 31-0

1969 Troy W, 37-6

1970 Jacksonville, Ala. L, 10-55

1971 Troy W, 42-28

1972 Jacksonville, Ala. T, 14-14

1973 Troy L, 14-38

1974 Jacksonville, Ala. L, 12-23

1975 Troy W, 26-10

1976 Jacksonville, Ala. W, 19-16

1977 Troy L, 9-17

1978 Jacksonville, Ala. L, 21-42

1979 Troy W, 12-10

1980 Jacksonville, Ala. L, 8-13

1981 Troy L, 24-31

1982 Jacksonville, Ala. L, 14-49

1983 Troy W, 45-3

1984 Jacksonville, Ala. W, 42-39

1985 Troy W, 31-14

1986 Jacksonville, Ala. W, 45-43

1987 Troy W, 14-9

1988 Jacksonville, Ala. L, 3-31

1989 Troy L, 3-38

1990 Jacksonville, Ala. L, 10-21

1995 Troy W, 35-7

1996 Jacksonville, Ala. W, 31-21

1997 Troy W, 49-0

1998 Jacksonville, Ala. W, 31-7

1999 Troy W, 35-16

2000 Jacksonville, Ala. W, 28-0

2001 Troy W, 21-3

James Madison (1-1)

1994 Harrisonburg, Va. L, 26-45

1999 Troy W, 27-7

Kansas State (0-1)

2003 Manhattan, Kan. L, 5-41

Liberty (1-3)

1992 Lynchburg, Va. L, 7-9

1993 Troy W, 35-13

2018 Lynchburg, Va. L, 16-22

2021 Troy L, 13-21

Louisiana (10-13)

1946 Lafayette, La. L, 0-64

1948 Lafayette, La. L, 19-26

1949 Lafayette, La. L, 25-48

1950 Lafayette, La. L, 14-40

1951 Troy L, 7-44

1952 Lafayette, La. L, 14-54

1994 Lafayette, La. W, 39-20

2004 Lafayette, La. W, 13-10

2005 Lafayette, La. L, 28-31 (OT)

2006 Troy W, 42-28

2007 Lafayette, La. W, 48-21

2008 Troy W, 48-3

2009 Lafayette, La. W, 48-31

2010 Troy W, 31-24

2011 Lafayette, La. L, 17-31

2012 Troy L, 24-37

2013 Lafayette, La. L, 36-41

2014 Troy L, 23-42

2015 Lafayette, La. W, 41-17

2018 Troy W, 26-16

2019 Lafayette, La. L, 3-53

2021 Troy L, 21-35

2022 Lafayette, La. W, 23-17

Louisiana College (5-3)

1960 Troy L, 0-27

1961 Pineville, La. L, 0-39

1962 Troy L, 6-28

1963 Pineville, La. W, 15-14

1964 Pineville, La. W, 10-7

1965 Troy W, 10-7

1966 Pineville, La. W, 7-10

1967 Troy W, 75-0

LSU (1-2)

2004 Baton Rouge, La. L, 20-24

2008 Baton Rouge, La. L, 31-40

2017 Baton Rouge, La. W, 24-21

Luverne (4-2)

1921 Luverne, Ala. L, 0-30

1921 Troy L, 0-34

1922 Luverne, Ala. W, 20-0

1922 Troy W, 31-0

1926 Luverne, Ala. W, 16-0

1926 Troy W, 25-6

Marbury (0-1)

1922 Marbury, Ala. L, 0-13

Marion Military Institute (11-6-2)

1924 Marion, Ala. T, 0-0

1925 Marion, Ala. L, 0-86

1927 Troy L, 0-34

1928 Troy L, 0-97

1930 Marion, Ala. L, 0-26

1931 Troy L, 6-8

1932 Marion, Ala. T, 0-0

1933 Troy W, 26-0

1934 Troy W, 40-6

1937 Troy L, 6-13

1938 Troy W, 19-0

1939 Marion, Ala. W, 13-6

1940 Troy W, 19-0

1941 Troy W, 19-0

1942 Marion, Ala. W, 19-7

1942 Troy W, 33-21

1946 Marion, Ala. W, 13-0

1947 Troy W, 40-0

1948 Marion, Ala. W, 40-0

Marshall (3-3)

1993 Huntington, W.Va. L, 21-24

1998 Huntington, W.Va. L, 12-42

2002 Huntington, W.Va. L, 7-24

2003 Troy W, 33-24

2004 Huntington, W.Va. W, 17-14

2022 Troy W, 16-7

Maryland (0-1)

2001 College Park, Md. L, 14-47

Maxwell Field (3-0)

1927 Troy W, 68-0

1928 UNKNOWN W, 13-0

1930 Troy W, 7-6

McNeese State (4-8)

1968 Troy W, 52-0

1969 Lake Charles, La. L, 14-17

1970 Troy L, 7-38

1971 Lake Charles, La. L, 7-17

1972 Ft. Walton Beach, Fla. L, 7-13

1973 Lake Charles, La. L, 6-21

1993 Lake Charles, La. W, 35-28

1996 Troy W, 16-12

1997 Lake Charles, La. L, 7-10

1998 Troy L, 3-23

1999 Lake Charles, La. L, 7-24

2000 Troy W, 20-16

Memphis (1-4)

1937 Memphis, Tenn. W, 12-6

1938 Memphis, Tenn. L, 6-20

1939 Troy L, 7-13

1940 Troy L, 7-31

1941 Memphis, Tenn. L, 0-32

Mercer (0-1)

1935 Macon, Ga. L, 7-21

ALL-TIME VS. OPPONENT

Miami (FL) (0-1)

2001 Miami, Fla. L, 7-38

Miami Air Base (1-0)

1951 Troy W, 33-13

Middle Georgia (2-2)

1932 Macon, Ga. L, 6-7

1933 Troy L, 0-19

1934 Troy W, 14-0

1935 Troy W, 44-6

Middle Tennessee (9-13)

1936 Murfreesboro, Tenn. L, 0-19

1937 Troy L, 0-13

1939 Murfreesboro, Tenn. L, 7-14

1942 Murfreesboro, Tenn. L, 0-20

1946 Murfreesboro, Tenn. L, 0-12

1947 Murfreesboro, Tenn. L, 17-41

1952 Murfreesboro, Tenn. L, 7-33

1953 Troy L, 0-6

1999 Murfreesboro, Tenn. W, 48-31

2001 Murfreesboro, Tenn. L, 17-54

2003 Murfreesboro, Tenn. L, 20-27

2004 Troy W, 37-17

2005 Troy L, 7-17

2006 Murfreesboro, Tenn. W, 21-20

2007 Troy W, 45-7

2008 Murfreesboro, Tenn. W, 31-17

2009 Troy W, 31-7

2010 Murfreesboro, Tenn. W, 42-13

2011 Troy W, 38-35

2012 Murfreesboro, Tenn. L, 21-24

2020 Murfreesboro, Tenn. W, 47-14

2020 Troy L, 17-20

Minnesota (0-1)

2003 Minneapolis, Minn. L, 7-48

Mississippi College (7-11)

1963 Clinton, Miss. L, 0-6

1964 Troy W, 21-19

1965 Clinton, Miss. L, 15-35

1976 Troy W, 38-6

1977 Clinton, Miss. L, 15-17

1978 Troy W, 27-16

1979 Clinton, Miss. L, 21-38

1980 Troy W, 30-0

1981 Clinton, Miss. L, 13-19

1982 Troy L, 7-31

1983 Clinton, Miss. L, 0-17

1984 Clinton, Miss. W, 14-7

1985 Dothan, Ala. L, 21-45

1986 Clinton, Miss. W, 10-0

1987 Troy W, 48-21

1988 Clinton, Miss. L, 12-18

1989 Troy L, 7-45

1990 Clinton, Miss. L, 16-36

Mississippi State (1-4)

2001 Starkville, Miss. W, 21-9

2002 Starkville, Miss. L, 8-11

2012 Troy L, 24-30

2013 Starkville, Miss. L, 7-62

2015 Starkville, Miss. L, 17-45

Missouri (1-3)

2002 Columbia, Mo. L, 7-44

2004 Troy W, 24-14

2005 Columbia, Mo. L, 21-52

2019 Columbia, Mo. L, 10-42

Montana (0-1)

1996 Missoula, Mont. L, 7-70

Montgomery Nighthawks (0-1)

1928 Montgomery, Ala. L, 0-6

Montgomery OPX (2-0-1)

1910 Troy T, 0-0

1910 Troy W, 11-5

1911 Troy W, 6-0

Murray State (1-0)

1996 Troy W, 31-3

Navy (1-1)

2011 Annapolis, Md. L, 14-42

2012 Troy W, 41-31

Nebraska (1-4)

2001 Lincoln, Neb. L, 14-42

2002 Lincoln, Neb. L, 16-31

2003 Lincoln, Neb. L, 0-30

2006 Lincoln, Neb. L, 0-56

2018 Lincoln, Neb. W, 24-19

Newberry (1-6-1)

1936 Troy W, 7-6

1937 Newberry, S.C. L, 6-19

1953 Newberry, S.C. L, 0-13

1954 Troy T, 14-14

1957 Newberry, S.C. L, 0-20

1958 Troy L, 14-28

1959 Newberry, S.C. L, 6-33

1960 Troy L, 6-34

New Mexico State (4-1)

2004 Las Cruces, N.M. L, 18-22

2014 Troy W, 41-24

2015 Las Cruces, N.M. W, 52-7

2016 Troy W, 52-6

2017 Las Cruces, N.M. W, 27-24

Newton (3-0)

1923 Troy W, 21-0

1924 Troy W, 37-0

1926 Baltimore, Md. W, 6-0

Nicholls State (20-6-1)

1973 Dothan, Ala. W, 42-7

1974 Thibodaux, La. W, 26-0

1975 Troy L, 13-17

1976 Thibodaux, La. W, 14-9

1977 Troy W, 23-6

1978 Thibodaux, La. W, 16-6

1979 Troy W, 35-15

1980 Thibodaux, La. W, 25-15

1981 Troy W, 26-23

1982 Thibodaux, La. L, 3-10

1983 Troy W, 33-25

1984 Troy W, 26-7

1985 Thibodaux, La. L, 22-40

1986 Troy L, 25-26

1987 Thibodaux, La. T, 17-17

1990 Troy W, 24-23

1991 Troy L, 17-25

1992 Thibodaux, La. W, 21-0

1993 Thibodaux, La. W, 24-17

1994 Troy W, 35-14

1995 Thibodaux, La. W, 17-3

1996 Troy W, 37-7

1997 Thibodaux, La. L, 20-22

1998 Troy W, 31-10

1999 Thibodaux, La. W, 20-0

2000 Troy W, 41-12

2001 Troy W, 26-0

Norman (0-1-1)

1931 Troy L, 0-19

1932 Troy T, 13-13

North Alabama (21-23)

1949 Troy W, 19-6

1950 Florence, Ala. W, 19-0

1951 Troy L, 6-31

1952 Florence, Ala. L, 6-29

1953 Troy L, 6-26

1954 Florence, Ala. L, 6-28

1955 Troy L, 7-30

1956 Florence, Ala. L, 6-27

1957 Troy L, 14-41

1958 Florence, Ala. L, 14-20

1959 Troy L, 14-34

1960 Florence, Ala. L, 0-38

1961 Troy L, 8-14

1962 Florence, Ala. L, 6-27

1963 Troy L, 7-8

1964 Florence, Ala. W, 21-7

1965 Troy L, 16-25

1966 Florence, Ala. L, 34-35

1967 Troy W, 31-19

1968 Florence, Ala. W, 41-0

1969 Troy W, 31-10

1970 Florence, Ala. W, 28-23

1971 Troy W, 21-14

1972 Florence, Ala. W, 33-0

1973 Troy W, 36-7

1974 Florence, Ala. W, 36-29

1975 Troy L, 26-49

1976 Florence, Ala. W, 17-3

1977 Troy W, 34-27

1978 Florence, Ala. W, 17-0

1979 Troy W, 27-14

1980 Florence, Ala. L, 22-31

1981 Troy L, 13-24

1982 Florence, Ala. L, 6-38

1983 Troy L, 21-42

1984 Florence, Ala. L, 10-13

1985 Troy L, 7-9

1986 Florence, Ala. W, 38-9

1987 Troy W, 38-3

1988 Florence, Ala. W, 30-7

1989 Troy W, 23-16

1990 Florence, Ala. L, 6-17

1991 Troy W, 31-9

1992 Florence, Ala. W, 24-10

North Carolina State (0-1)

2015 Raleigh, N.C. L, 21-49

North Dakota State (1-0)

1984 McAllen, Texas W, 18-17

North Texas (9-2)

2001 Troy W, 18-16

2003 Denton, Texas L, 0-21

2005 Denton, Texas W, 13-10

2006 Troy W, 14-6

2007 Troy W, 45-7

2008 Denton, Texas W, 45-17

2009 Troy W, 50-26

2010 Denton, Texas W, 41-35

2011 Troy L, 33-38

2012	Denton, Texas	W, 14-7
2017	New Orleans, La.	W, 50-30

Northern Illinois (0-1)

2004	San Jose, Calif.	L, 21-34
------	------------------	----------

Northern Michigan (1-0)

1977	Marquette, Mich.	W, 49-28
------	------------------	----------

Northwestern State (10-3)

1966	Troy	L, 7-14
1967	Natchitoches, La.	W, 28-21
1974	Dothan, Ala.	W, 28-6
1975	Shreveport, La.	W, 24-0
1992	Troy	W, 38-19
1993	Natchitoches, La.	W, 21-14
1994	Natchitoches, La.	L, 20-24
1995	Troy	W, 34-17
1996	Natchitoches, La.	W, 26-13
1997	Troy	L, 13-14
1998	Natchitoches, La.	W, 14-13
1999	Troy	W, 24-21
2000	Natchitoches, La.	W, 1-0*

* Northwestern State won 24-17, but later forfeited

Oglethorpe (1-4)

1935	Troy	L, 7-12
1936	Brookhaven, Ga.	L, 6-30
1940	Troy	L, 7-20
1941	Brookhaven, Ga.	W, 3-0
1941	Troy	L, 0-21

Ohio (2-0)

2010	New Orleans, La.	W, 48-21
2016	Mobile, Ala.	W, 28-23

Ohio State (0-1)

2008	Columbus, Ohio	L, 10-28
------	----------------	----------

Oklahoma State (1-2)

2007	Troy	W, 41-23
2008	Stillwater, Okla.	L, 24-55
2010	Stillwater, Okla.	L, 38-41

Ole Miss (0-2)

2013	Oxford, Miss.	L, 21-51
2022	Oxford, Miss.	L, 10-28

Ouachita Baptist (1-1)

1972	Troy	L, 0-14
1973	Arkadelphia, Ark.	W, 17-7

Ozark (2-0)

1912	Troy	W, 24-3
1925	Troy	W, 25-0

Palmer (7-0)

1925	Davenport, Iowa	W, 3-0
1926	Davenport, Iowa	W, 12-9
1926	Troy	W, 14-0
1927	Troy	W, 27-0
1927	Troy	W, 12-0
1928	Troy	W, 7-0
1931	Troy	W, 43-6

Pensacola Navy (3-2)

1933	Troy	W, 6-0
1934	Troy	W, 35-12
1936	Troy	W, 12-0
1937	Pensacola, Fla.	L, 0-38
1949	Troy	L, 6-12

Portland State (1-0)

1987	Florence, Ala.	W, 31-17
------	----------------	----------

Presbyterian (2-2)

1962	Troy	W, 13-0
1963	Clinton, S.C.	L, 14-24
1964	Troy	W, 9-7
1965	Clinton, S.C.	L, 0-21

Ramer (0-3)

1921	Ramer, Ala.	L, 0-65
1921	Troy	L, 7-13
1925	Troy	L, 12-14

Red Level (0-0-1)

1926	Red Level, Ala.	T, 0-0
------	-----------------	--------

Repton (1-0)

1921	Troy	W, 12-6
------	------	---------

Rice (1-0)

2006	New Orleans, La.	W, 41-17
------	------------------	----------

Sam Houston State (7-0-1)

1968	Troy	W, 37-19
1969	Huntsville, Texas	W, 24-14
1970	Dothan, Ala.	T, 20-20
1996	Huntsville, Texas	W, 35-14
1997	Troy	W, 13-10
1998	Huntsville, Texas	W, 17-14
1999	Troy	W, 41-16
2000	Huntsville, Texas	W, 23-21

Samford (14-9)

1935	Birmingham, Ala.	L, 0-52
1949	Troy	W, 27-0
1950	Andalusia, Ala.	W, 21-6
1952	Andalusia, Ala.	W, 25-16
1953	Andalusia, Ala.	W, 31-7
1958	Andalusia, Ala.	W, 33-12
1959	Andalusia, Ala.	L, 10-20
1960	Montgomery, Ala.	L, 14-48
1961	Troy	L, 0-80
1964	Birmingham, Ala.	L, 13-33
1965	Troy	L, 6-37
1966	Birmingham, Ala.	L, 13-14
1967	Troy	W, 17-14
1968	Birmingham, Ala.	W, 49-31
1969	Dothan, Ala.	W, 35-7
1991	Birmingham, Ala.	L, 22-24
1992	Troy	W, 29-24
1993	Birmingham, Ala.	W, 52-24
1994	Troy	W, 30-26
1995	Birmingham, Ala.	W, 50-20
1996	Troy	W, 50-10
1997	Birmingham, Ala.	L, 14-25
1998	Troy	W, 27-23

Samford Freshman (1-3)

1926	Birmingham, Ala.	L, 2-6
1927	Birmingham, Ala.	L, 0-6
1928	Troy	L, 0-25
1932	Troy	W, 15-6

Samford Reserves (0-0-1)

1924	Troy	T, 0-0
------	------	--------

Savannah State (1-0)

2013	Troy	W, 66-3
------	------	---------

Sidney Lanier (0-3-1)

1910	Montgomery, Ala.	L, 0-11
1911	Troy	T, 5-5
1921	Montgomery, Ala.	L, 0-41
1922	Montgomery, Ala.	L, 0-21

Snead (0-1)

1940	Troy	L, 6-7
------	------	--------

South Alabama (8-3)

2012	Mobile, Ala.	W, 31-10
2013	Troy	W, 34-33
2014	Mobile, Ala.	L, 13-27
2015	Troy	L, 18-24
2016	Mobile, Ala.	W, 28-21
2017	Troy	L, 8-19
2018	Mobile, Ala.	W, 38-17
2019	Troy	W, 37-13
2020	Mobile, Ala.	W, 29-0
2021	Troy	W, 31-24
2022	Mobile, Ala.	W, 10-6

South Carolina (0-4)

2004	Columbia, S.C.	L, 7-17
2005	Columbia, S.C.	L, 20-45
2010	Columbia, S.C.	L, 24-69
2021	Columbia, S.C.	L, 14-23

South Dakota (0-1)

1986	Vermillion, S.D.	L, 28-42
------	------------------	----------

South Florida (1-1)

1999	Troy	W, 41-24
2000	Tampa, Fla.	L, 10-20

South Georgia (6-1-1)

1932	Troy	L, 0-17
1933	Troy	W, 24-0
1934	Douglas, Ga.	W, 7-6
1937	Douglas, Ga.	T, 0-0
1938	Troy	W, 27-0
1954	Columbus, Ga.	W, 19-0
1955	Troy	W, 26-7
1956	Troy	W, 13-2

Southeast Missouri State (1-1)

1987	Cape Girardeau, Mo.	L, 17-18
198	Troy	W, 26-13

Southeastern Louisiana (8-11)

1942	Troy	L, 7-45
1950	Troy	L, 7-18
1951	Hammond, La.	L, 0-71
1970	Hammond, La.	W, 21-12
1971	Troy	W, 31-6
1972	Hammond, La.	L, 19-20
1973	Troy	W, 24-0
1974	Hammond, La.	L, 25-35
1975	Troy	W, 26-7
1976	Hammond, La.	L, 7-21
1977	Troy	W, 17-15
1978	Hammond, La.	L, 7-45
1979	Troy	W, 24-0
1980	Hammond, La.	W, 21-10
1981	Troy	L, 21-22
1982	Hammond, La.	L, 7-21
1983	Troy	L, 15-34
2003	Troy	W, 28-0

Southern (1-0)

2021	Troy	W, 55-3
------	------	---------

ALL-TIME VS. OPPONENT

Southern Illinois (2-0)

1991	Troy	W, 30-13
1992	Carbondale, Ill.	W, 37-13

Southern Miss (4-8)

1935	Hattiesburg, Miss.	W, 14-13
1936	Hattiesburg, Miss.	L, 0-62
1937	Hattiesburg, Miss.	L, 0-53
1938	Troy	L, 0-19
1939	Hattiesburg, Miss.	L, 6-13
1940	Hattiesburg, Miss.	L, 0-25
1977	Montgomery, Ala.	L, 19-42
2008	New Orleans, La.	L, 27-30 (OT)
2016	Hattiesburg, Miss.	W, 37-31
2019	Troy	L, 42-47
2021	Hattiesburg, Miss.	W, 21-9
2022	Troy	W, 27-10

Southern Union (1-0)

1932	Troy	W, 62-0
------	------	---------

Southern Utah (2-0)

2001	Troy	W, 20-17
2002	Troy	W, 40-15

Southwest Mississippi (0-1)

1937	Troy	L, 7-13
------	------	---------

Spring Hill College (0-5)

1934	Mobile, Ala.	L, 0-8
1935	Mobile, Ala.	L, 0-12
1936	Mobile, Ala.	L, 0-13
1937	Mobile, Ala.	L, 0-13
1940	Mobile, Ala.	L, 0-20

St. Bernard (3-0-1)

1941	Troy	W, 14-7
1946	Troy	W, 20-13
1947	Troy	T, 0-0
1948	Troy	W, 32-0

Stephen F. Austin (3-3)

1993	Troy	W, 42-20
1996	Nacogdoches, Texas	L, 10-13
1997	Troy	L, 13-20
1998	Nacogdoches, Texas	L, 14-21
1999	Troy	W, 27-7
2000	Nacogdoches, Texas	W, 6-0

Stetson (1-5)

1946	DeLand, Fla.	L, 12-15
1949	DeLand, Fla.	W, 10-0
1950	DeLand, Fla.	L, 12-24
1952	DeLand, Fla.	L, 14-3
1954	DeLand, Fla.	L, 14-18
1955	DeLand, Fla.	L, 0-7

Tampa (1-15)

1934	Troy	L, 2-6
1935	Tampa, Fla.	L, 7-9
1941	Tampa, Fla.	L, 0-26
1942	Tampa, Fla.	L, 0-27
1952	Columbus, Ga.	L, 0-7
1953	Columbus, Ga.	L, 7-21
1954	Tampa, Fla.	L, 0-26
1955	Tampa, Fla.	L, 0-38
1956	Tampa, Fla.	L, 19-32
1957	Tampa, Fla.	L, 7-53
1958	Tampa, Fla.	L, 6-39
1959	Tampa, Fla.	L, 15-35
1960	Tampa, Fla.	L, 6-22

1961	Troy	L, 6-27
1962	Tampa, Fla.	L, 6-30
1963	Troy	W, 7-0

Tennessee (0-1)

2012	Knoxville, Tenn.	L, 48-55
------	------------------	----------

Tennessee Tech (2-1-1)

1978	Troy	W, 45-0
1979	Cookeville, Tenn.	T, 17-17
1980	Troy	W, 52-3
1981	Cookeville, Tenn.	L, 28-37

Tennessee Wesleyan (0-1)

1938	Athens, Tenn.	L, 6-32
------	---------------	---------

Texas A&I (2-1)

1968	Montgomery, Ala.	W, 45-35
1979	Troy	L, 6-7
1980	Kingsville, Texas	W, 14-7

Texas State (12-1)

1996	Troy	W, 24-13
1997	San Marcos, Texas	L, 17-31
1998	Troy	W, 20-17
1999	San Marcos, Texas	W, 24-17
2000	Troy	W, 31-17
2013	Troy	W, 42-28
2016	San Marcos, Texas	W, 40-7
2017	Troy	W, 62-9
2018	Troy	W, 12-7
2019	San Marcos, Texas	W, 63-27
2020	Troy	W, 37-17
2021	San Marcos, Texas	W, 31-28
2022	Troy	W, 17-14

Towson State (1-0)

1984	Troy	W, 45-3
------	------	---------

Troy (2-0)

1923	Troy	W, 44-0
1925	Troy	W, 14-0

Tuskegee (1-0)

1983	Montgomery, Ala.	W, 33-6
------	------------------	---------

UAB (7-5)

1993	Birmingham, Ala.	W, 37-3
1995	Troy	W, 60-7
2002	Birmingham, Ala.	L, 26-27
2003	Birmingham, Ala.	W, 20-9
2005	Troy	L, 7-27
2006	Birmingham, Ala.	L, 3-21
2009	Troy	W, 27-14
2010	Birmingham, Ala.	L, 33-34
2011	Troy	W, 24-23
2012	Birmingham, Ala.	W, 39-29
2013	Troy	W, 34-31 (OT)
2014	Birmingham, Ala.	L, 10-48

ULM (11-8-1)

1970	Monroe, La.	L, 10-14
1971	Dothan, Ala.	W, 21-7
1973	Monroe, La.	T, 15-15
1974	Troy	W, 30-19
1995	Monroe, La.	W, 20-10
2001	Monroe, La.	W, 44-12
2003	Troy	W, 28-24
2005	Monroe, La.	L, 3-27
2006	Troy	W, 24-19
2007	Troy	W, 24-7

2008	Monroe, La.	L, 30-31
2009	Troy	W, 42-21
2010	Monroe, La.	L, 14-28
2011	Troy	L, 10-38
2013	Troy	L, 37-49
2014	Monroe, La.	L, 20-22
2015	Troy	W, 51-14
2018	Monroe, La.	W, 35-27
2021	Monroe, La.	L, 16-29
2022	Troy	W, 34-16

UMass (1-0)

2016	Troy	W, 52-31
------	------	----------

Union (Tenn.) (2-1)

1947	Troy	L, 7-13
1948	Troy	W, 15-6
1949	Union, Tenn.	W, 33-6

Union Springs (0-0-2)

1909	Union Springs, Ala.	T, 0-0
1909	Troy	T, 0-0

UNLV (0-1)

1977	Las Vegas, Nev.	L, 28-35
------	-----------------	----------

UT Martin (14-13)

1960	Martin, Tenn.	L, 8-22
1961	Troy	L, 8-22
1962	Martin, Tenn.	L, 6-27
1963	Troy	L, 0-7
1964	Martin, Tenn.	L, 9-12
1965	Troy	L, 6-20
1966	Martin, Tenn.	L, 7-30
1967	Troy	L, 12-20
1968	Martin, Tenn.	L, 3-12
1969	Troy	W, 23-13
1970	Martin, Tenn.	L, 9-23
1971	Troy	W, 21-0
1972	Martin, Tenn.	W, 28-23
1973	Troy	W, 30-0
1974	Martin, Tenn.	W, 47-35
1975	Troy	W, 17-0
1980	Troy	W, 30-0
1981	Martin, Tenn.	L, 7-19
1982	Troy	W, 54-10
1983	Martin, Tenn.	L, 14-17
1984	Troy	W, 31-7
1985	Martin, Tenn.	W, 44-19
1986	Troy	W, 50-30
1987	Martin, Tenn.	W, 31-21
1988	Troy	L, 23-27
1989	Martin, Tenn.	W, 14-6
1990	Troy	W, 41-33

Utah State (2-1)

2002	Troy	L, 16-19 (OT)
2003	Logan, Utah	W, 23-14
2004	Troy	W, 49-21

UTSA (1-0)

2022	Orlando, Fla.	W, 18-12
------	---------------	----------

Valdosta State (7-4)

1982	Valdosta, Ga.	L, 21-24
1983	Troy	W, 13-12
1984	Dothan, Ala.	W, 27-12
1985	Valdosta, Ga.	W, 10-3
1986	Troy	W, 45-10
1987	Valdosta, Ga.	W, 44-7
1988	Troy	L, 16-21

1989	Valdosta, Ga.	L, 14-20
1990	Troy	L, 20-22
1991	Valdosta, Ga.	W, 20-14
1992	Troy	W, 26-10

Virginia (0-1)

2003	Charlottesville, Va.	L, 0-24
------	----------------------	---------

Virginia Union (1-0)

1986	Troy	W, 31-7
------	------	---------

West Alabama (40-8-2)

1938	Troy	W, 14-6
1939	Troy	W, 13-0
1939	Troy	W, 7-0
1940	Troy	L, 0-6
1941	Troy	41-14
1946	Troy	L, 0-13
1947	Livingston, Ala.	W, 12-7
1948	Troy	W, 14-0
1949	Livingston, Ala.	T, 7-7
1950	Troy	T, 0-0
1951	Livingston, Ala.	L, 7-13
1952	Troy	W, 25-13
1953	Montgomery, Ala.	W, 7-0
1954	Troy	W, 26-6
1955	Demopolis, Ala.	W, 25-6
1956	Troy	W, 21-6
1957	Livingston, Ala.	W, 12-0
1958	Troy	W, 22-6
1959	Monroeville, Ala.	W, 7-6
1960	Troy	W, 27-6
1961	Livingston, Ala.	W, 7-0
1962	Troy	W, 38-14
1963	Livingston, Ala.	L, 0-3
1964	Troy	W, 8-0
1965	Livingston, Ala.	L, 3-46
1966	Troy	W, 37-28
1967	Montgomery, Ala.	W, 33-0
1968	Montgomery, Ala.	W, 42-23
1969	Montgomery, Ala.	W, 30-14
1970	Montgomery, Ala.	W, 42-7
1971	Montgomery, Ala.	W, 21-20
1972	Dothan, Ala.	L, 3-14
1973	Montgomery, Ala.	W, 7-6
1974	Troy	L, 33-36
1975	Livingston, Ala.	W, 17-14
1976	Troy	W, 17-9
1977	Livingston, Ala.	W, 10-0
1978	Troy	W, 38-7
1979	Livingston, Ala.	W, 64-0
1980	Dothan, Ala.	W, 37-20
1981	Livingston, Ala.	L, 0-17
1982	Troy	W, 45-0
1983	Livingston, Ala.	W, 35-22
1984	Troy	W, 35-26
1985	Livingston, Ala.	W, 38-7
1986	Troy	W, 28-6
1987	Livingston, Ala.	W, 24-17
1988	Troy	W, 28-14
1989	Livingston, Ala.	W, 24-17
1990	Troy	W, 31-6

West Georgia (9-2)

1947	Troy	L, 13-21
1948	Carrollton, Ga.	W, 33-7
1952	Troy	W, 44-7
1984	Carrollton, Ga.	W, 41-10
1985	Troy	W, 42-0
1986	Carrollton, Ga.	W, 34-21
1987	Troy	W, 44-6

1988	Carrollton, Ga.	W, 38-3
1989	Troy	L, 14-28
1990	Troy	W, 28-7
1991	Troy	W, 13-10

West Texas (2-0)

1986	Canyon, Texas	W, 38-32
1987	Troy	W, 45-0

Western Kentucky (10-2-1)

1976	Bowling Green, Ky.	T, 10-10
1991	Bowling Green, Ky.	W, 39-23
1993	Troy	W, 31-24
1994	Bowling Green, Ky.	W, 38-16
1995	Troy	W, 56-39
2007	Bowling Green, Ky.	W, 21-17
2008	Troy	W, 17-7
2009	Bowling Green, Ky.	W, 40-20
2010	Troy	W, 28-14
2011	Bowling Green, Ky.	L, 18-41
2012	Troy	L, 26-31
2013	Bowling Green, Ky.	W, 32-26
2022	Bowling Green, Ky.	W, 34-27

Wetumpka (4-1-1)

1910	Troy	T, 0-0
1911	Wetumpka, Ala.	L, 0-10
1911	Troy	W, 5-0
1912	Troy	W, 12-7
1923	Troy	W, 12-7
1924	Wetumpka, Ala.	W, 7-0

William Carey (0-1)

1955	Troy	L, 0-33
------	------	---------

Willamette (1-0)

1968	Montgomery, Ala.	W, 63-10
------	------------------	----------

Winston-Salem State (1-0)

1987	Troy	W, 45-14
------	------	----------

Wisconsin (0-1)

2015	Madison, Wis.	L, 3-28
------	---------------	---------

1900-1919

1909 - Troy begins playing football with Vergil Parks McKinley serving as the first head coach. The team faced a variety of opponents in the early years, from community teams and high schools to universities.

1910 - The Association constructed an athletic field on the north side of the old college campus. Prior to this field, most "home" games were played at the old Orion Street playing field. Dan Herren served as head coach.

1911 - George Penton takes over as head coach and leads Troy to an 8-0-1 record over two seasons.

1913 - No records for teams from 1913-1920 due to World War I

1920s

1921 - The program resumes with Professor J.W. Campbell at the helm.

1924 - Ross V. "Flivver" Ford heads the program for a season.

1925 - Football was played on the current campus on the site of what is now Shackelford Hall. Otis Bynum takes over the program as head coach for the next two seasons.

1926 - Bynum leads Troy to a 7-1-1 record, the most wins in a season for the program until the 1967 team won eight.

1927 - All high schools and community teams are dropped from the football schedule. This was Troy's first fully "intercollegiate" team, with Gladwin Gaumer, a professor at the college, as head coach.

1928 - Troy's first night game was held against Maxwell Field, played at Montgomery's Cramton Bowl.

1929 - The school does not field a team.

1930s

1931 - Former Alabama star Albert Elmore takes the reins as head football coach, and under Elmore, the program gained stability and organization. He helped form the Southern Intercollegiate Association and Dixie Conference.

1936 - Tickets for Troy home games cost 55 cents each, and the team has just 19 players. Six of the 19 were ineligible under freshman eligibility rules.

1938 - Troy joins the Alabama Intercollegiate Conference with Livingston, Jacksonville State, St. Bernard, Marion Institute and Snead College. Albert Choate takes over as head coach.

1939 - Troy wins the AIC championship by defeating arch-rival Jacksonville State, 27-0. The team was then known as the "Red Wave", "Trojans" or "Teachers." Pass-catching sensation Sherrill Busby, a 198-pound end, became Troy's first All-American (AP) and NFL player (Brooklyn Dodgers).

1940s

1941 - Troy wins its second AIC championship, posting a 5-4 record.

1942 - Troy wins its third AIC championship in four years with a 4-3 record. The program was suspended after the season due to World War II.

1946 - Fielding the first team since World War II, led once again by Choate, the school records a 3-4 mark.

1947 - Buddy McCollum takes over as head coach, and the program won its 100th game.

1948 - Troy makes its first postseason appearance at the inaugural Paper Bowl in Pensacola. The Trojans were 6-4 in the regular season but lost 19-0 to Jacksonville State in the postseason.

1950s

1950 - The school's home field is moved to its present site and becomes Memorial Stadium. It is so named in honor of the University's students and Pike County citizens who died in World War II. Previously, the team played on the ground where Smith Hall now stands and in a field that now is the outfield of Riddle-Pace Field.

1951 - Jim Grantham becomes the program's 11th head coach.

1955 - William Clipson becomes head coach. He is the first Troy alumna to lead the program.

1960s

1960 - Moved from the Alabama Intercollegiate Conference to the Alabama Collegiate Conference

1966 - Billy Atkins takes over the program as head coach and leads it to heights previously unseen. His first team registers a 5-5 record.

1967 - Troy wins its first ACC championship compiling an 8-2 record.

1968 - Atkins leads the Red Wave to the NAIA national championship en route to an 11-1 mark. Troy topped Texas A&I, 43-35, in Montgomery, Ala., at Cramton Bowl before a then NAIA title game record crowd of 15,000.


1969 - Troy wins its third straight Alabama Collegiate Conference title with an 8-1-1 overall record.

1970s

1970 - Troy joins the Gulf South Conference as it moves up to NCAA Division II.

1971 - Troy claimed the first Gulf South Conference crown, finishing with a 5-1 league mark and holding the tiebreaker over in-state rival Livingston (now West Alabama) by defeating the Tigers, 21-20, in the regular season.

1972 - Tom Jones becomes the program's 14th head coach.



1973 - All athletic teams adopt the name Trojans as a result of a student body vote. Jones leads Troy to a 7-2-1 mark and the Gulf South Conference championship.

1974 - Byrd Whigham becomes the Troy coach.

1976 - Under first-year head coach Charlie Bradshaw, the Trojans finished the season ranked sixth in the nation, cracking the Division II Top 10 for the first-time ever. It was the program's third GSC title.

1980s

1983 - Chan Gailey takes the program's reins and leads it to a five-game improvement in the win column, finishing 7-4.

1984 - Gailey once again leads his team to a five-game improvement in the win column, with the Trojans finishing 12-1 and capturing the NCAA Division II National Championship. Troy defeats North Dakota State, 18-17, on a last-second, game-winning 50-yard Ted Clem field goal in the Palm Bowl in McAllen, Texas. Troy won its fourth Gulf South Conference championship.

1985 - Rick Rhoades named head coach.

1986 - Rhoades leads Troy to its fifth Gulf South Conference championship with a perfect 7-0 conference record, its first in school history. The Trojans lose 42-28 to South Dakota State in the Division II semifinals.

1987 - Troy once again reaches the pinnacle of NCAA Division II football by winning the national championship with a 31-17 victory over Portland State in Florence, Ala. - finishing 12-1-1 and 8-0 in conference play.

1990s

1990 - On June 4, the Troy University Board of Trustees votes unanimously to pursue NCAA Division I membership.

1991 - Larry Blakeney becomes the program's 20th head coach.

1992 - In just his second year, Blakeney leads the Trojans to a 10-1 mark as the school completes its transition to Division I-AA football.

1993 - The Trojans advance to the I-AA playoffs in their first season of eligibility with their first undefeated regular season (10-0-1). Troy advances to the semifinals, eventually falling to Marshall 24-21, finishing the regular season ranked number one.

1994 - Troy finishes 8-4, returning to the I-AA playoffs but losing in the first round at James Madison, 45-26. Troy becomes the first school in NCAA history to earn playoff appearances in its first two eligible seasons in I-AA. The Trojans finished the season ranked 12th.

1995 - The Trojans post an 11-0 regular-season mark, the first in school history, and are ranked third in the country. The team loses in the first round of the playoffs to Georgia Southern.

1996 - Troy wins the inaugural Southland Conference title and finishes fourth in the Sports Network and 12th in the SportsTicker ESPN/USA Today polls. The Trojans finish the year 12-2, advance to the I-AA playoff semifinals.

1998 - On June 3, the Board of Trustees votes to pursue membership in NCAA Division I-A football. The Trojans return to the playoffs, finishing 8-4, ranked 11th in the ESPN/USA Today and 13th in the Sports Network polls.

1999 - On June 3, the Board of Trustees authorizes the moving up of the I-A timetable to the 2001 season. The Trojans post an 11-2 record with a quarterfinal appearance in the I-AA playoffs. Troy is ranked number one in the nation for four weeks during the season. Defensive tackle, Al Lucas, is named the NCAA Division I-AA Defensive Player of the Year, winning the Buck Buchanan Award.

2000s

2000 - The Trojans played their final season in I-AA and the Southland Conference. As a going-away present, the Trojans breezed through the league with a 7-0 record, winning their third title in five years, and advanced to the I-AA playoffs for the seventh time in eight seasons. The Trojans finished the season ranked ninth in the Sports Network poll and third in the Teamlink/CFAA and ESPN/USA Today polls after being ranked number one in all three polls for three consecutive weeks earlier in the season.

2001 - Troy finished 7-4 in its first year as a Division I-A member, upsetting SEC foe Mississippi State on October 13 and defeating Sun Belt Conference champion North Texas, 18-16, to conclude the regular season. The Trojans were the only team in the nation to face the two teams that played for the national championship, No. 1 Miami and No. 2 Nebraska. In December, the Board of Trustees approved an expansion of Veterans Memorial Stadium to be completed by Fall 2003.

2002 - In June, Troy crossed the last hurdle to full Division I-A membership, submitting schedules with a minimum of six Division I-A schools for five seasons. In July, construction began on expansion of Veterans Memorial Stadium, increasing capacity to 30,000. Troy finished 4-8 in its first season as a full member of NCAA Division I-A, playing eight games away from home. The remodeling of Veterans Memorial Stadium began in November, and the final home game of the season against Utah State was played amid construction. Defensive end Osi Umenyiora finished second in the nation in sacks with 16, while the Troy defense ranked fourth nationally in total defense.

2003 - In May, Troy joined in a partnership with Movie Gallery to rename the football stadium "Movie Gallery Veterans Stadium". A month later, the Trojans received an invitation to join the Sun Belt Conference in football in 2004 and all sports in the 2005-06 school year. The Trojans opened their new 30,000-seat home on September 20 with a 28-0 win over Southeastern Louisiana and followed the next week with a 33-24 victory over Marshall that prompted the Trojan students to tear down the goal posts. Troy finished the season ranked third nationally in interceptions. DeWhitt Betterson tallied a school-record 1,161 yards rushing on 244 carries.

2004 - Troy opens its first season as a member of the Sun Belt Conference with a road victory at Marshall and a nationally-televised win over nationally-ranked Missouri on ESPN2. Following the two wins, Troy dropped four of its next five games by a combined 22 points, including a four-point loss at defending national champion LSU. The Trojans went on a run from there, winning their final four games of the season to finish 7-4. The team was rewarded with the first bowl invitation in school history. On December 30, the Trojans played Northern Illinois in the fifth annual Silicon Valley Football Classic in San Jose. Senior DeMarcus Ware was named the Sun Belt Conference Defensive Player of the Year, and in April, was selected in the first round of the NFL Draft, with the 11th overall pick (Dallas Cowboys).

2005 - The Trojans' second season in the Sun Belt did not prove to be as successful as the first. The highlight of the season was a 13-10 victory over North Texas in Denton, snapping a 22-game conference Mean Green win streak in front a national television audience. That victory, however, was overshadowed by a pair of home losses and a 4-7 record.

2006 - The Trojans debuted a new offensive philosophy that moved away from the traditional power ground game the program was known for. Troy led the Sun Belt Conference in passing en route to their first league title. Near misses against Florida State and Georgia Tech early in the season, along with tough losses at UAB and Nebraska, left the Trojans at 1-4 heading into conference play. The team rebounded with four straight wins before a home loss to Arkansas State put the Trojans' backs against the wall. That wall fell when Troy won in the "Miracle at Murfreesboro", defeating Middle Tennessee State after scoring two touchdowns with just 2:14 to play in the game. A win over FIU the next week clinched Troy's league title and a berth in the R+L Carriers New Orleans Bowl where the Trojans steamed Rice 41-17 to complete an 8-5 season. Junior quarterback Omar Haugabook earned Sun Belt





Conference Player of the Year honors, Newcomer of the Year and the Offensive Player of the Year honors before throwing for four touchdowns in the New Orleans Bowl and running for another one en route to winning MVP honors.

2007 - The Trojans faced two finalists for the Heisman Trophy, including facing the eventual Heisman Trophy winner Tim Tebow. Troy faced three SEC opponents during the season, including the defending national champion in Florida. The Trojans defeated Oklahoma State in front of a nationally-televised audience at Movie Gallery Veterans Stadium, 43-22, and never trailed in the contest. The Trojans were undefeated in conference play headed into the final game of the season, unfortunately losing to FAU and settling for a share of the Sun Belt Conference championship. Cornerback Leodis McKelvin tied a Sun Belt Conference record when he was drafted with the 11th overall pick in the NFL Draft by the Buffalo Bills. He was also named to three All-America teams in his senior season.

2008 - The Trojans faced the two teams that played in the BCS National Championship Game from the year before in LSU and Ohio State. The Trojans faced an opponent from the Big 10, Big 12 and SEC in their non-conference games. Troy won its third consecutive Sun Belt Conference Championship by dropping just one conference game throughout the season. The Trojans were rewarded for their efforts with a bid to the New Orleans Bowl and 13 selections to All-Sun Belt Conference Team at the conclusion of the season.

2009 - The Trojans finished off their first undefeated season in Sun Belt Conference history, running away for their fourth consecutive Sun Belt Conference championship and a berth in the GMAC Bowl. Their were several records broken during the season, with senior quarterback Levi Brown setting new marks for passing yards in a single season and passing yards in a single game (twice). He also rewrote the Sun Belt Conference history books, becoming the first quarterback to throw for more than 4,000 yards in a single season.

2010 - The Trojans claimed their fifth consecutive Sun Belt Conference championship, sharing the title with FIU for the first time. The Trojan set several records during the season, including several career records set by Jerrel Jernigan at both the University and in the Sun Belt Conference. The Trojans played in their third New Orleans Bowl since joining the Sun Belt Conference, and captured their second bowl championship in New Orleans as they defeated Ohio University 48-21 in a front of a national television audience on ESPN.

2011 - Following a pair of hard-fought road tests at Clemson and Arkansas to open the season, the Trojans defeated Middle Tennessee and UAB at home to pull even following the opening month of play; the victory over the Blue Raiders was the sixth straight in the series by the Trojans. Troy dropped seven of the final eight games of the season to finish 3-9 overall. Corey Robinson put up the fourth most passing yards, third most completions and sixth most passing touchdowns in a single-season in school history

2012 - A pair of firsts in Troy football history occurred as Mississippi State became the first team from the Southeastern Conference to play in Veterans Memorial Stadium and Navy became the first service academy to play in Troy. The Trojans gave the Bulldogs a run for their money but dropped a six-point contest, 30-24. Troy nearly pulled off another SEC stunner as the Trojans led Tennessee 48-41 with just over three minutes remaining in the game. However, Tennessee scored twice with just under 90 seconds to defeat Troy 55-48. Quarterback Corey Robinson established the new standard for career total offense, pass attempts and passing yards in addition to

setting single-game records in completions (46) and passing yards (485); all five of those records were set against Louisiana-Lafayette.

2013 - Corey Robinson and Eric Thomas etched their names at the top of the Sun Belt record book as the top quarterback and top touchdown catcher in league history. Robinson also set an NCAA single-game record for completion percentage after completing 30-of-32 passes against UAB. Troy wore black jerseys for the first time since 2005 in its nationally televised Halloween night game against ULM. Troy finished the season 6-6 and bowl eligible for the sixth time in the last eight season; however, the Trojans were one of four bowl eligible teams left out of a bowl.

2014 - The final season under legendary head coach Larry Blakeney saw the Trojans finish 3-9 overall and 3-5 in the Sun Belt. The Trojans sent Blakeney out a winner in three of the final games of the season. Quarterback Brandon Silvers set the NCAA record for completion percentage by a freshman (70.5 %) as he broke former Oklahoma quarterback Sam Bradford's mark. Chandler Worthly became just the sixth player in FBS history to return a kickoff for a touchdown in back-to-back games.





2015 - For the first time since 1991, someone other than Larry Blakeney served as Troy's head coach as Neal Brown began his first season leading the program. While Troy finished the year 4-8 overall and 3-5 in the Sun Belt, it was a year of transition and progress for the program. The Trojan defense proved to be one of the most improved units in the country by yards per play (5th), opponent third down (3rd), total defense (17th) and tackles for loss (6th). Teddy Ruben earned three All-Sun Belt awards (wide receiver, all-purpose and return specialist), Brandon Burks became Troy's eighth 1,000-yard rusher and Tyler Roberts earned All-Sun Belt First Team honors.

2016 - Troy made history as Neal Brown's squad posted a 10-3 overall record and 6-2 mark in the Sun Belt Conference. Troy became the first Sun Belt Conference school to appear in the top 25 when the Associated Press ranked Troy No. 25 following its 8-1 start after a victory over Appalachian State. Troy also became the first Sun Belt squad to open a season 8-1. Troy placed a league-high seven players on the All-Sun Belt First Team as the Trojans tied for the highest-turnaround in the country with a six-win improvement. Rashad Dillard was named the Sun Belt Defensive Player of the Year; the first Troy player to do so since DeMarcus Ware in 2004.

2017 - In just his third season, Neal Brown completed Troy's climb back to the top of the Sun Belt Conference as the Trojans won their sixth league title with a 7-1 conference mark. The highlight of the season came in week four when the Trojans went into Death Valley and ended No. 22 LSU's 49-game home winning streak against non-conference foes. Troy would go on the end the season on a seven-game winning streak, including a 50-30 victory over North Texas in the New Orleans Bowl. Brown was named the Sun Belt Coach of the Year and Marcus Jones was named the league's Freshman of the Year after returning three kickoffs and an interception for touchdowns.

2018 - Troy once again made history in the final season of the Neal Brown era as the Trojans won 10 games for the third straight season for the first time in school history, while Troy's 31 wins over those three seasons tied for the most in school history. Troy landed a Sun Belt record 23 selections on the All-Sun Belt teams and the Trojans knocked off a Power Five opponent for the second straight season with a 24-19 win at Nebraska in week three. The Trojans battled adversity as starting quarterback Kaleb Barker went down for the year during the sixth game of the season after putting up school record numbers in the opening half of the season. Troy ended the season with its third bowl victory in as many years and fourth straight dating back to 2010 with a 42-32 victory over Buffalo, which entered the Dollar General Bowl with a 10-3 record.

2019 - Troy's offense was among the best in the country in Chip Lindsey's first season as the Trojans' head coach and wide receiver Kaylon Geiger was named the Sun Belt Conference Newcomer of the Year. The Trojans finished 5-7 overall with three of the losses coming by a combined 13 points. Troy was plagued by injuries with 22 different players starting a game on defense. Linebacker Carlton Martial was named a second team All-American by Pro Football Focus and safety Dell Pettus earned Freshman All-America honors by PFF. Senior quarterback Kaleb Barker tied the Troy single-game record with six touchdown passes at Texas State; he finished third nationally in completions per game, fifth in yards per game (302.3), fourth in 300-yard passing

games (6) and 14th in touchdown passes (30). Martial became just the 12th player and first underclassman in the last 20 years at the FBS level to finish a season with at least 100 tackles, 15 tackles for loss and three interceptions.

2020 - In a season like none other due to the COVID-19 pandemic, Chip Lindsey and Troy put together a 5-6 overall record and 3-4 mark in the Sun Belt with its season finale against a winless ULM team canceled by the Warhawks due to ULM not having enough players left in the program to play the game. Junior linebacker Carlton Martial led the nation with 113 tackles and the Trojan defense scored four touchdowns, also tops in the country. The season opened by Troy winning the "Battle for the Palladium" at old rival Middle Tennessee and the Trojans defeated in-state rival South Alabama, 29-0, to win the "Battle for the Belt" for the third straight season. Troy hosted its highest-ranked opponent in program history in No. 11 Coastal Carolina and came within 80 seconds of pulling the upset.

2021 - Head coach Chip Lindsey's final season at Troy saw the Trojans post a 5-7 record overall and 3-5 mark in the Sun Belt. The season was highlighted by a fourth straight win over rival South Alabama and a win at Southern Miss in a precursor to a new Sun Belt Conference rivalry. The Trojans came within a couple of plays of another SEC victory before falling by nine, 23-14, at South Carolina. Carlton Martial and Javon Solomon earned All-America honors, and Martial was a finalist for the Burlsworth Trophy, which is presented annually to the nation's top player who began their career as a walk-on. Solomon was 12th nationally in tackles for loss and eighth in sacks, while Martial ranked sixth in tackles per game.

2022 - It didn't take new head coach Jon Sumrall long to turn around the culture of the program, as the Trojans finished the 2022 season 12-2 overall and 7-1 in the Sun Belt, with a Sun Belt Championship and Cure Bowl victory. After suffering heartbreak on a Hail Mary at App State, Troy won its final 11 games of the season and hosted the Sun Belt Championship Game for the first time in program history. Troy returned to Bowl Season for the first time since 2018 and defeated No. 22 UTSA in the only bowl matchup featuring a pair of conference champions. Carlton Martial broke the NCAA (FBS), Sun Belt and Troy career records for tackles and was once again a finalist for the Burlsworth Trophy, while offensive lineman Austin Stidham was a finalist for the Campbell Trophy. Troy posted the nation's third-best turnaround and won six games by seven or less points, the most by a team since 2018. Troy finished the season ranked No. 19 in the AP Top 25 and No. 20 in the USA Today/Coaches Poll; both firsts for the program, while the Trojans earned their first ever College Football Playoff Ranking, checking in at No. 24 in the final release of the 2022 season.

ALABAMA COLLEGIATE CONFERENCE

Formed in 1960, the ACC as it was known, was created by four in-state rivals; Troy, Jacksonville State, Florence State (now North Alabama) and Livingston (now West Alabama). The Trojans dominated the last three years of the conference, claiming the league title in 1967, 1968 and 1969.

ALABAMA INTERCOLLEGIATE CONFERENCE

The ACC's predecessor, the Alabama Intercollegiate Conference, was formed in 1938 by the same in-state schools, along with Marion Military and St. Bernard. It was the first conference that the Trojans joined, and they would claim the league title for the first time in 1939. They also won back-to-back titles in 1941 and 1942.

BILLY ATKINS

Took over as head coach at Troy after William Clipson's 1-8 season in 1965, and immediately revived the program. He brought the Trojans to national prominence, and during his six years his record was 44-16-2 including the 1968 NAIA National Championship. He coached several of the all-time greats in Troy history including Sim Byrd, Ronnie Shelley and Vince Green. Atkins is second on the school's all-time win list behind current head coach Larry Blakeney. He was inducted into the Troy University Sports Hall of Fame in the inaugural class in 2012.

BATTLE FOR THE OL' SCHOOL BELL

At every level of college football, there are great rivalries. For Troy, it is bitter rival Jacksonville State University. The two teams began playing each other in 1924, with the Gamecocks holding a 33-28-2 edge in the all-time series. However, the Trojans have won seven straight and 12-of-15 in the series. Both schools began as teacher colleges in the late 1800s, and, when the teams first played, they created a trophy that the winner would have until the teams met again the following year. School officials determined that it was fitting for two teachers colleges to play for a school bell.

BATTLE FOR THE PALLADIUM

The Battle for the Palladium is the match up between Troy and Middle Tennessee. The series elevated to a new level with the news of Troy joining Middle Tennessee in the Sun Belt Conference. In 2003, the Palladium Trophy was introduced in Murfreesboro, Tenn. A year later, Troy officially joined the Sun Belt Conference after completing its final year of transition from Division I-AA (FCS) to I-A (FBS).

Greek mythology holds that the Palladium is a wooden statue that fell from the Heavens. It was kept at the Temple of Athena in the city of Troy. According to legend, as long as the Palladium was preserved within the walls of the city, Troy would be safe and could not be taken. However, a "Raider" by the name of Odysseus - also known as the Raider of Cities - stole the Palladium during the Trojan War leading to the fall of Troy.

The Palladium is approximately three feet tall and is made of basswood. Gold leaf was applied to Athena's helmet, shield and to the tip of the spear. In 2008, ESPN named "The Battle for the Palladium" as one of the Top 5 non-BCS in-conference rivalries in college football.

LARRY BLAKENEY

The head coach of the Troy Trojans for 24 seasons, Larry Blakeney guided the Trojans from NCAA Division II to the Football Championship Subdivision and finally to the Football Bowl Subdivision. Blakeney led the Trojans to eight conference titles, including a record five straight Sun Belt Conference championships. Blakeney's teams played in five FBS bowl games, while appearing in the FCS Playoffs in seven of a possible eight years. An inaugural selection into the Troy University Sports Hall of Fame, Blakeney had the field in Veterans Memorial Stadium named in his honor. Blakeney retired following the 2014 season and finished his Troy career with a 178-113-1 record.

BOWL GAMES

The Trojans have played in 10 bowl games in their history and eight at the FBS level - the 1948 Paper Bowl, in Pensacola, Fla., the 2004 Silicon Valley Football Classic, in San Jose, Calif. and the 2006, 2008, 2010 & 2017 R+L Carriers New Orleans Bowl, the 2010, 2016 and 2018 Mobile Bowl Game (2010 GMAC Bowl | 2016, 2018 Dollar General Bowl) and the 2022 Cure Bowl.

The Trojans faced arch-rival Jacksonville State in the Paper Bowl, losing 19-0 at Pensacola High School's new stadium, which had just one set of bleachers, according to records. The game was played on Dec. 18 and sponsored by Southern paper mills as a tribute to the nearly 100,000 workers in the industry at that time. An excerpt from the game program reads "the paper-making industry at Cantonment means much to Pensacola and this area of the state in payrolls and business generally ... December

18 was picked because students were at home for the holidays at this time, and many fans who would like to take in other bowl games later in the month, and on Jan. 1, will be able to do so at this time."

LEVI BROWN

Levi Brown rewrote the history books in his final season of 2009. He held school records for completions in a single game, attempts in a single game and passing yards in a single game (breaking his own record). He also holds the school record for passing yards in a single season, which is the best in the Sun Belt history books at over 4,000 yards. He finished his career as the Sun Belt Conference Player of the Year, and was drafted by the Buffalo Bills in the seventh round.

SIM BYRD

One of the greatest players ever to play at Troy, Byrd owns many of the school's all-time passing records. During his three seasons at quarterback, he guided the Trojans to a 24-8 record and the school's first national championship, the NAIA title in 1968. Named first-team All-America and All-ACC his senior year in 1968, he set the single-season record for passing yards with 3,569 in 1968 while also setting school records for completions (260), attempts (414). He was inducted into the Troy University Sports Hall of Fame in the inaugural class in 2012.

TED CLEM

Clem set the standard for all Troy kickers. He was the key participant in one of the most historic plays in school history as a true freshman - "The Kick" as it has been dubbed by Troy faithful. His 50-yard field goal as time expired gave Troy an 18-17 win over North Dakota State in 1984 and its first NCAA Division II national championship. Clem set the single-game record for points in a game with 14, and owns the career record book. Clem kicked 48 field goals in his four years in Troy, from 1984-87. He still holds the school record for attempts with 78 field goal attempts and consecutive PATs made (166).

NICK COLBERT

Nick Colbert was named as a 2000 College Football Scholar-Athlete by the National Football Foundation and College Hall of Fame. He was one of 16 award recipients named in 2000 for the award, which represents college football's finest student-athletes from all divisions. Colbert graduated from Troy in May 2001 with his degree in Biology. He finished his degree boasting a grade point average better than 3.7. He was an annual member on the school's Provost's and Chancellor's lists for academic excellence. The award has been presented annually since 1959 to players based on superior academic performance, outstanding football ability, strong leadership and citizenship. Each scholar-athlete is awarded an \$18,000 postgraduate scholarship and honored at the Foundation's Annual Awards Dinner at the Waldorf-Astoria in New York. Other notable athletes to earn the award along with Colbert were Purdue's Drew Brees, Florida State's Chris Weinke and a fellow Southland Conference athlete, McNeese State's Wes Hines.

COMING-OUT PARTY

Troy made its Division I-A debut on Sept. 1, 2001, when the Trojans traveled to face fourth-ranked Nebraska. The Trojans showed they could play at the I-A level, taking an early 7-0 lead on a 9-yard touchdown run by Demontray Carter. Brock Nutter capped an improbable half, throwing a 31-yard touchdown pass to Heyward Skipper to cut the Cornhuskers' lead to 28-14 at the intermission. The Trojans fought valiantly in the second half, keeping Nebraska out of the end zone on two drives inside the 1-yard line in the fourth quarter. Jimmy McClain stopped Eric Crouch on the 1-yard line, and the entire defense stopped Thunder Collins from leaping into the end zone.

FIRST NIGHT GAME

In 1928, the Troy football team played its first night game in Montgomery at Cramton Bowl. Troy faced off against Maxwell Field, claiming a 13-0 victory.

CHAN GAILEY

Gailey led the Trojans to the 1984 Division II national championship. In his two seasons at Troy, Gailey led the Trojans to a 19-5 record. After taking over the program in 1983, he guided the Trojans to a five-game improvement, going 7-4 his first year. In his final year, he led the Trojans to the national title. He was inducted into the Troy University Sports Hall of Fame in 2013.

GULF SOUTH CONFERENCE

Members from Troy, Delta State, Florence State (now North Alabama), Livingston (now West Alabama), Tennessee-Martin and Jacksonville State all met in Birmingham during the summer of 1970 to form the Mid-South Conference. Scheduling conflicts in the first year allowed competition only in football. Southeastern Louisiana and Nicholls State joined the conference later, giving the conference eight members and

the league changed its name to the Gulf South Conference. On June 4, 1990, Troy officially withdrew from the GSC. During its 20 years in the GSC, Troy claimed six conference titles. The Trojans hold a 129-75-5 all-time record in GSC play.

JERREL JERNIGAN

Jernigan ended his career as one of the most prolific players in Troy University history as he rewrote the record book. Jernigan made his mark in career receptions, receiving yards, yards per game and all-purpose yards. Jernigan also rewrote the Sun Belt Conference record book over his four years of competition. The senior was selected to participate in the Senior Bowl and NFL Combine, before being drafted in the third round by the New York Giants in the 2011 NFL Draft.

“THE KICK”

“The Kick,” as it is called, is used to describe true freshman Ted Clem’s 50-yard field goal as time expired that gave Troy an 18-17 win over North Dakota State in the 1984 Division II national title game. The kick was Clem’s third field goal of the game and finished off one of the greatest comebacks in school history after the Trojans fell behind 14-0 in the first quarter.

“THE KICK” - PART TWO

Drew Boteler’s 22-yard field goal attempt slipped through the uprights, capping a 14-point comeback, as Troy rallied to knock off North Texas, 18-16, in the school’s first home game against a Division I-A school on Dec. 1, 2001. Boteler’s game-winner was not a picture-perfect kick. The field was soaked from rain that had fallen throughout the day, and the redshirt freshman slipped while planting to make the kick. On top of that, the kick was tipped at the line of scrimmage, leading one North Texas lineman to celebrate as the officials signaled the kick was good.

AL LUCAS

Following the 1999 season, two-time All-America defensive tackle Al Lucas claimed the award, given annually to the top defensive player in Division I-AA. Lucas tragically died as the result of an on-field injury suffered in an Arena Football League game on April 10, 2005. He was inducted into the Troy University Sports Hall of Fame in the summer of 2016.

CARLTON MARTIAL

Carlton Martial might go down in history as the best defensive player in school history, and that says a lot when you look at the history of Troy’s defensive players. He was the first four-time All-Sun Belt First Team selection on offense or defense in league history and broke the NCAA (FBS), Sun Belt and Troy career tackles record. Martial, a former walk-on, was a two-time finalist for the Burlsworth Trophy and a three-time All-American in his career.

LEODIS MCKELVIN

Leodis McKelvin became the second Trojan to be selected in the first round of the NFL Draft when he was selected as the 11th overall pick by the Buffalo Bills. He is also the first Trojan to be named an All-American in football since the Trojans joined the ranks of NCAA Division I. McKelvin finished his career with seven kickoff and punt returns for a touchdown, which was just one shy of an NCAA record.

VERGIL PARKS MCKINLEY

Vergil Parks McKinley, a professor at the Troy Normal School, was charged with the task of fielding the first school football team. McKinley, who attended the University of Alabama but never received a football letter, had 14 players try out for the team but kept just 11. He guided the squad to a 1-0-2 record that first season against a variety of community, high school and other university teams. He was inducted into the Troy University Sports Hall of Fame in the inaugural class in 2012.

MIRACLE IN MURFREESBORO

Senior receiver Smokey Hampton turned in the performance of a lifetime with catch after catch, leading the Trojans to a victory at Middle Tennessee in 2006 after trailing 20-7 with just 2:19 remaining in the contest. The senior combined with Gary Banks to catch touchdown passes in a 21-20 Troy victory.

MISSISSIPPI STATE GOES DOWN

Playing just its fifth game as a Division I-A member in 2001, Troy stunned the nation as it went into Starkville, Miss., and knocked off Southeastern Conference foe Mississippi State 21-9. The Trojans jumped out to a 21-0 lead in the second quarter and held the Bulldogs to just 272 yards of total offense in the victory.

PRO BOWL

The 2007 NFL Pro Bowl featured two former Troy Trojans in the starting lineup for the National Football Conference (NFC) in Osi Umeniyora and DeMarcus Ware. It marked

the first time that two Trojans were starting in the prestigious postseason game for the National Football League.

RANK TROY

Troy became the first team in Sun Belt Conference history to appear in either the Associated Press or USA Today Coaches Poll when the Trojans were ranked No. 25 in the Associated Press Poll on Nov. 13, 2016. Troy opened the season 8-1, the first team to do so in Sun Belt history, after defeating Appalachian State 28-24 on Nov. 12, 2016. Troy made its return to the national rankings in 2022 with more history. The Trojans made their first-ever appearance in the USA Today/Coaches Poll and College Football Playoff Rankings the final week of the season, and then following their Cure Bowl victory ended the season at No. 19 in the AP Top 25 and No. 20 in the Coaches Poll.

During their eight years at the I-AA level, the Trojans were a mainstay in the I-AA polls. Troy finished ranked in the Top 25 every year but one (1997). Troy finished at the top of the polls in 1993, and was ranked number one for three straight weeks in 2000.

COREY ROBINSON

Corey Robinson finished his career with 11 Troy and Sun Belt Conference career records, including the record for passing yards, passing touchdowns, passing attempts, completions and total offense in both record books. Robinson was named the 2010 Sun Belt Freshman of the Year and was named to the All-Sun Belt First Team following his 2013 senior season. Robinson is one of just five players in NCAA history with 3,000 yards of total offense and 3,000 passing yards in four seasons. When he completed his time at Troy, Robinson ranked ninth in NCAA history in passing yards. Additionally, he set an NCAA record after completing 30-of-32 passes against UAB in 2013; the 93.8 completion percentage is the highest by a quarterback with at least 30 attempts.

STATISTICAL CHAMPIONS

Since Troy joined the NCAA in the 1970s, the Trojans have had two statistical champions in an individual category. Quarterback Willie Tullis led the nation in passing efficiency during the 1980 season among Division II teams. Tullis had a passing efficiency rating of 147.5 after completing 108 of 203 passes (.532 percentage). He connected for 15 touchdowns and threw just eight interceptions. Tullis threw for 1,880 yards in 10 games that season. Andy Swafford captured the other statistical title in 1997 at the Division I-AA level, when he led the nation in kickoff returns, averaging 31.4 yards on 14 kick returns. He tallied 440 yards in returns during the 1997 campaign. Carlton Martial led the FBS in 2020 with 113 tackles.

SOUTHLAND CONFERENCE

In the summer of 1995, Troy, along with Jacksonville State, McNeese State, Nicholls State, Northwestern State, Sam Houston State, Southwest Texas and Stephen F. Austin, met in New Orleans to reform the Southland Conference into a football only sub-conference. During their five seasons in the SLC, the Trojans claimed three titles, in 1996, 1999 and 2000. The Trojans posted a 26-9 record in conference play during their five seasons and saw 54 players earned all-conference honors, while two players earned Defensive Player of the Year (Pratt Lyons, 1996; Anthony Rabb, 1999) honors and another Newcomer of the Year (Demontray Carter, 2000). Head coach Larry Blakeney twice earned Coach of the Year honors (1999 and 2000).



SUPER BOWL

Six former Troy University Trojans have played in the Super Bowl. The first Trojan to make an appearance was Virgil Seay for the Washington Redskins in Super Bowl XVII in 1983. The Redskins defeated Miami 27-17. Former offensive lineman Kerry Jenkins won Super Bowl XXXVII with the Tampa Bay Bucs in 2003, while former defensive end Osi Umeniyora and place kicker Lawrence Tynes won Super Bowl XLII (2008) with the New York Giants - defeating previously unbeaten New England in the process. Former

GLOSSARY

defensive end Steve McLendon played in Super Bowl XLV with the Pittsburgh Steelers against the Green Bay Packers and won a Super Bowl title in 2021 with Tampa Bay. Tynes, Umenyiora and former wide receiver Jerrel Jernigan teamed up on the 2012 New York Giants as they won Super Bowl XLVI 21-17 over the Patriots.

SUN BELT CONFERENCE

On May 23, 2003, Troy University accepted an invitation to join the Sun Belt Conference in all sports, marking the first time all of Troy's sports competed in the same league since the school moved to Division I in 1993. The Troy football program began play in its first Division I-A conference home in the fall of 2004, while all other sports began competition in the league beginning in the fall of 2005.

THE NIGHT THE LIGHTS WENT OUT IN TROY

On Sept. 3, 1988, Troy opened its defense of the 1987 Division II national championship at home against Southeast Missouri. Clinging to a 13-6 lead midway through the third quarter of a tight game, a transformer that controlled power to the lights at then Memorial Stadium malfunctioned, cutting the stadium lights. During the ensuing two-and-a-half hour delay, the teams discussed their options. After deciding against moving the game to Montgomery's Cramton Bowl, the teams elected to finish the game on Troy's lower practice field, which was lighted.

With the entire grassy bank next to the practice field almost full, the Trojans finished off the game with a 26-13 win.

THUNDER IN THE VALLEY

Troy entered Death Valley as massive underdog to No. 22 LSU as the Tigers entered the game with a 49-game non-conference home winning streak. Cedarius Rookard forced a fumble on the opening play of the game, Troy scored on the ensuing possession and the rest is history as Troy stunned LSU 24-21 in 2017.

The Trojans led 10-0 at the half and stretched the lead to 17-0 after Jordan Chunn scored just six plays into the second half. He finished with a career-high 191 yards on 30 carries. The Troy defense forced LSU into four turnovers and Blace Brown accounted for two with a forced fumble and game-sealing interception in the final seconds.



TRACKING THE TROY FOOTBALL FIELD

The Troy football team's home field has changed locations numerous times through the years. The inaugural team played off campus in a field on Orion Street. In 1910, The Association built an athletic field on the north side of the old college campus. The field was built by V.P. McKinley, the players and a handful of students. It had a grandstand, bleachers and a six-foot fence that surrounded the field. In 1925, the team began playing games on campus, on the site of what is now Shackleford Hall. Over the next 25 years, the Troy football team played its home games on the grounds where Smith Hall now stands and in a field that is now the outfield of Riddle-Pace Field. In 1950, Memorial Stadium opened for the first time. It began with a seating capacity of 5,000 but has grown to more than 30,000 today and is known as Veterans Memorial Stadium.

T-ROY

T-Roy, the Troy mascot and a fan favorite, has been a familiar sight at Troy athletic events since making his first appearance in the mid 1980s. T-Roy became the official school mascot after a campus-wide decision on the name for a new mascot. There was an election by the student body with "T-Roy" coming out on top. In the spring of 2008, T-Roy was voted the third best mascot in the nation.

TROJANS - THE NICKNAME

The Troy athletic teams have had a variety of names through the years - from Bulldogs to Teachers to Red Wave. As the football team began competition in the 1910s, the team was called Bulldogs or Teachers (since the school began as a teacher's college). In 1922, the group was called Trojans for the first time. That lasted until Albert Elmore's arrival on campus in 1931. A graduate of the University of Alabama, Elmore changed the nickname to Red Wave, a variation of Crimson Tide. The Red Wave moniker stuck until 1973, when the student body was again charged with voting for its new team nickname. The first game of the season in 1973 was on the road against ULM. The squad departed Troy without a nickname, but students voted on the nickname that Saturday morning. The winner? Trojans. The current nickname won the election by a two-to-one margin, with the ballots being tallied hours before kickoff. With the new nickname, the Trojans battled Northeast Louisiana to a 15-15 tie.

TROY UNIVERSITY

Troy hasn't always been University. When the school was founded in 1887, the school was called the State Normal School - Troy. In 1929 the school changed its name to the Troy State Teachers College. That would last until 1957, when the school was renamed Troy College. The school was then named Troy State University in 1967. In 2004, the Board of Trustees voted to remove the "State" from the name, making it Troy University. Trustees felt the name change allows the university system to reflect its quality, funding sources and global mission better.

VOICES OF THE TROJANS


For over 50 years, Troy has had four play-by-play announcers, including current broadcaster Barry McKnight. For the majority of those years, Ralph Black was the "Voice of the Trojans." Black, who passed away in 2020, called more than 200 of Troy's football games, including both Division II national championships. Black served as the play-by-play announcer for all Troy sports, having broadcast two Division II national championships in baseball and the Division II championship game in basketball (1992). McKnight has served as the Voice since 2002 and has called 271 games entering his 22nd season in 2023.

DeMARCUS WARE

DeMarcus Ware became the first-ever first round draft pick for the Troy Trojans, when he was selected in the 2006 NFL Draft by the Dallas Cowboys. Ware was the 11th overall pick of the draft.

WE DID IT AGAIN!

Troy made national headlines in 2017 with its victory at LSU. Well, the Trojans did it again in 2018 with a stunning 24-19 victory at Nebraska for its first win in five tries against the Cornhuskers -- in fact, Nebraska had outscored Troy 159-30 in the previous four meetings. B.J. Smith rushed for a pair of touchdowns and Cedarius Rookard returned a punt 58 yards for a touchdown in the victory.



ALL-TIME ASSISTANT COACHES

2023: Gary Banks (OWR), Joe Bernardi (OL), Joe Craddock (OC/QB), Greg Gasparato (DC/S), Bam Hardmon (OLB/BAN), Brock Hays (RB), Eric McDaniel (DL), Evan McKissack (TE), Travis Pearson (CB), Tayler Polk (C-DC/ILB)

2022: Gary Banks (OWR), Joe Craddock (OC/QB), Bam Hardmon (OLB/BAN), Brock Hays (RB), Eric McDaniel (DL), Evan McKissack (TE), Travis Pearson (CB), Tayler Polk (ILB), Cole Popovich (OL), Shiel Wood (DC/S)

2021: Gary Banks (OWR), Dayne Brown (ST), John Carr (AHC/IWR), Brandon Hall (DC/S), Bam Hardmon (OLB/BAN), Luke Meadows (OC/OL), Al Pogue (CB), Andrew Warwick (ILB), Cole Weeks (RB), Davern Williams (DL)

2020: Brian Blackmon (ST), Ray Brown (CB), John Carr (AHC/IWR), Brandon Hall (DC/S), Bam Hardmon (OLB/BAN), Ryan Pugh (OC/OL), Andrew Warwick (ILB), Cole Weeks (RB), Cornelius Williams (OWR), Davern Williams (DL)

2019: Brian Blackmon (RB/ST), Ray Brown (CB), John Carr (AHC/IWR), Brandon Hall (DC/S), Bam Hardmon (OLB/BAN), Ryan Pugh (OC/OL), Andrew Warwick (ILB), Cole Weeks (TE/S-Backs), Cornelius Williams (OWR), Davern Williams (DL)

2018: Brian Blackmon (TE/S-Backs), Sean Dawkins (RB), Brandon Hall (OLB/ST), Bam Hardmon (ILB/BAN), Vic Koenning (DC/S), Jordan Lesley (DL), Matt Moore (OC/OL), Al Pogue (CB), Sean Reagan (C-OC/QB), Cornelius Williams (WR)

2017: Kenny Edenfield (OC/IR), Bam Hardmon (DL), Vic Koenning (DC/S), Jordan Lesley (DT), Matt Moore (Co-OC/OL), Al Pogue (CB), Sean Reagan (QB/RB), Jon Sumrall (AHC/LB/ST), Cornelius Williams (WR)

2016: Kenny Edenfield (OC/IR), Bam Hardmon (DL), Vic Koenning (DC/S), Jordan Lesley (DT), Matt Moore (Co-OC/OL), Al Pogue (CB), Sean Reagan (QB/RB), Jon Sumrall (AHC/LB/ST), Cornelius Williams (WR)

2015: Kenny Edenfield (OC/IR), Bam Hardmon (DL), Vic Koenning (DC/S), Matt Moore (Co-OC/OL), Al Pogue (CB), Sean Reagan (QB/RB), Jon Sumrall (AHC/LB), Shayne Wasden (Assoc HC/TE/ST), Cornelius Williams (WR)

2014: Jeff Beckles (RB), Wayne Bolt (DC/LB), Randy Butler (DL), Jim Dye (OL), Kenny Edenfield (OC/IWR), Dustin Landry (S), Al Pogue (CB), Sean Reagan (QB), Shayne Wasden (AHC/OWR/ST)

2013: Jeff Beckles (RB), Wayne Bolt (DC/LB), Randy Butler (DL), Jim Dye (OL), Kenny Edenfield (OC/IWR), Dustin Landry (CB), Benjy Parker (S), Sean Reagan (QB), Shayne Wasden (AHC/OWR/ST)

2012: Jeff Beckles (RB), Randy Butler (DL), Julius Brown (CB), Kenny Edenfield (OC/Inside WR), Benjy Parker (LB), Sean Reagan (QB), Jeremy Rowell (DC/S), John Schlarman (OL/RGC), Shayne Wasden (AHC/OWR/ST)

2011: Jeff Beckles (RB), Randy Butler (DE), Maurea Crain (DT), Kenny Edenfield (OC/IWR), Benjy Parker (LB), Sean Reagan (QB), Jeremy Rowell (DC/DB), John Schlarman (OL/RGC), Shayne Wasden (AHC/OWR/ST)

2010: Jeff Beckles (RB), Randy Butler (DE), Maurea Crain (DT), Kenny Edenfield (OC/Inside WR), Chip Lindsey (QB), Benjy Parker (LB), Jeremy Rowell (DC/DB), John Schlarman (OL/RGC), Shayne Wasden (AHC/OWR/ST)

2009: Neal Brown (OC/QB), Randy Butler (DE), Maurea Crain (DT), Kenny Edenfield (Inside WR), Benjy Parker (LB), Jeremy Rowell (DC/DB), John Schlarman (OL), Chad Scott (RB), Shayne Wasden (AHC/OWR/ST)

2008: Neal Brown (OC/QB), Randy Butler (DE), Maurea Crain (DT), Kenny Edenfield (IWR), Benjy Parker (LB), Jeremy Rowell (DC/DB), John Schlarman (OL), Chad Scott (RB), Shayne Wasden (AHC/Outside WR/ST)

2007: Neal Brown (IWR), Maurea Crain (DT), Tony Franklin (OC/QB), Benjy Parker (LB), Jeremy Rowell (DC/DB), John Schlarman (OL), Chad Scott (RB), Brian Turner (DE/RC), Shayne Wasden (OWR/ST)

2006: Neal Brown (IWR), Tony Franklin (OC/QB), James Joseph (RB), Matt Moore (OL), Benjy Parker (LB), Mike Pelton (Co-DC/DL), Jeremy Rowell (Co-DC/DB), Brian Turner (S/RC), Shayne Wasden (OWR/ST)

2005: Jeff Fela (OL), Mark Fleetwood (OC/QB), James Joseph (RB), Ricky Logo (Co-DC/DT), Mike Pelton (DE), Jeremy Rowell (Co-DC/DB), Brian Turner (TE/RC), Ben Waldrop (LB), Shayne Wasden (WR/ST)

2004: Jeff Fela (OL), Mark Fleetwood (OC/QB), James Joseph (RB), Vic Koenning (DC/LB), Ricky Logo (DE), Mike Pelton (DT), Jeremy Rowell (DB), Brian Turner (TE/RC), Shayne Wasden (WR/ST)

2003: Jeff Fela, Mark Fleetwood, Vic Koenning, Ricky Logo, Arlington Nunn, Mike Pelton, Jeremy Rowell, Richard Shaughnessy, Mike Turk, Brian Turner

2002: Greg Adkins, Wayne Bolt, Jim Dye, Ricky Logo, Arlington Nunn, Mike Pelton, Jeremy Rowell, John Shannon, Mike Turk

2001: Greg Adkins, Wayne Bolt, Jim Dye, Arlington Nunn, Mike Pelton, Tracy Rocker, Jeremy Rowell, John Shannon, Mike Turk

2000: Wayne Bolt, Jim Dye, Mark Fleetwood, Don Jacobs, Tracy Rocker, Mike Turk

1999: Wayne Bolt, Jim Dye, Mark Fleetwood, Don Jacobs, Tracy Rocker, Mike Turk

1998: Wayne Bolt, Jim Dye, Mark Fleetwood, Don Jacobs, Tracy Rocker, Mike Turk

1997: Wayne Bolt, Jim Dye, Mark Fleetwood, Don Jacobs, Tracy Rocker, Mike Turk

1996: Wayne Bolt, Steve Davis, Jim Dye, Brick Haley, Don Jacobs, Mike Turk

1995: Wayne Bolt, Steve Davis, Jim Dye, Brick Haley, Don Jacobs, Mike Turk

1994: Wayne Bolt, Jim Dye, Brick Haley, Don Jacobs, Richard Kent, Mike Turk

1993: Wayne Bolt, Jim Dye, Don Jacobs, Richard Kent, Mike Turk, Johnny Williams

1992: Wayne Bolt, Mark Fleetwood, Don Jacobs, Richard Kent, Mike Turk, Johnny Williams

1991: Wayne Bolt, Kurt Crain, Mark Fleetwood, Don Jacobs, Mike Turk, Johnny Williams

1990: Mike Beagle, Mike O'Toole, Willie Slater, Johnny Williams, Chris Yeager

1989: Mike O'Toole, Willie Slater, Johnny Williams, Chris Yeager

1988: Mike O'Toole, Willie Slater, Shannon White, Johnny Williams, Chris Yeager

1987: Robert Maddox, Jeff McInerney, Willie Slater, Johnny Williams, Chris Yeager

1986: Robert Maddox, Jeff McInerney, Willie Slater, Johnny Williams, Chris Yeager

1985: Jay Jefcoat, Robert Maddox, Jeff McInerney, Willie Slater, David Wilson

1984: Jay Jefcoat, Robert Maddox, Rick Rhoades, Willie Slater

1983: Jay Jefcoat, Robert Maddox, Rick Rhoades, Willie Slater

1982: Jim Berryman, Vic King, Robert Maddox, Jim Tompkins

1981: Jim Berryman, Vic King, Robert Maddox, Jim Tompkins

1980: Jim Berryman, Vic King, Robert Maddox, Jim Tompkins

1979: Rick Rhoades, Vic King, Robert Maddox, Jim Tompkins

1978: Chan Gailey, Vic King, Rick Rhoades, Jim Tompkins

1977: Chan Gailey, Jay Jefcoat, Vic King, Jim Tompkins

1976: Chan Gailey, Jay Jefcoat, Vic King, Jim Tompkins

1975: Phillip Creel, Billy Green, Larry Maier, Jim Tompkins

1974: Bob Boothe, Phillip Creel, Larry Maier, Jim Tompkins

1973: Jim Blair, Bob Boothe, Phillip Creel, Joe Hollis, Jim Tompkins

1972: Jim Blair, Bob Boothe, Phillip Creel, Ken Mitchell

1971: Jim Blair, Phillip Creel, Jim Mitchell

1970: Phillip Creel, Wayne Frazier, Pete Jenkins

1969: Phillip Creel, Max Howell, Pete Jenkins

1968: Phillip Creel, Max Howell

1967: Phillip Creel, Max Howell

1966: Phillip Creel, Bill Marsh

1965: Rudy Argenti, Bobby Gabbard, Billy Williams

1964: Rudy Argenti, Bobby Gabbard, Billy Williams

1963: Rudy Argenti, Melvin Lucas

1962: Rudy Argenti, Melvin Lucas

1961: Melvin Lucas

1960: Melvin Lucas

1959: Paul Nix

1958: John Archer, Paul Nix

1957: John Archer, Paul Nix, John Stair

1956: John Archer, Paul Nix

1953: Jim Grantland, Leonard Serfustini, Moose Williams

1952: Leonard Serfustini

1951: Leonard Serfustini

The Adidas logo is centered on a black background. It consists of three horizontal white stripes on the left, followed by the word "adidas" in a bold, lowercase, sans-serif font. A registered trademark symbol (®) is located at the top right of the letter "s".

adidas®



RECORDS

Records.....	156-159
Milestone Games.....	160-168
Single-Game Records	169-170
Team Single-Season	171-175
Individual Single-Season	176-180
Individual Career	181-188
Yearly Leaders.....	189-192

RECORDS

TOTAL OFFENSE

Most Plays

Game	74, Levi Brown vs. LSU (2008)
Season	554, Corey Robinson (2010)
Career	1,973, Corey Robinson (2010-13)

Most Yards

Game	545, Sim Byrd vs. Samford (1968)
Season	4,261, Levi Brown (2009)
Career	13,141, Corey Robinson (2010-13)

Most Yards Per Game

Season	327.8, Levi Brown (2009)
Career	274.3, Levi Brown (2008-09)

Most Yards Per Play

Season	8.01, Carey Christensen (1984)
Career	7.61, Kelvin Simmons (1992-93)

Most TDs Responsible For

Game	6, Sim Byrd, twice (1968)
	6, Kaleb Barker at Coastal Carolina (2019)
Season	41, Sim Byrd (1968)
Career	87, Brandon Silvers (2014-17)

RUSHING

Most Rushes

Game	46, DeWhitt Betterson vs. Utah State (2003)
Season	279, Jordan Chunn (2016)
Career	653, DeWhitt Betterson (2001-04)

Most Yards Gained

Game	244, Eddie Brundidge vs. Virginia Union (1986)
Season	1,337, Arrid Gregory (1996)
Career	3,441, DeWhitt Betterson (2001-04)
By a QB	2,533, Mike Turk (1984-87)

Highest Average Per Rush (Min. 5 Att/Game)

Game	28.0 (5-140) Jabir Daughtry-Frye vs. Coastal Carolina (2018)
Season	10.9, Jimmie Haywood (1985)
Career	8.01, Steven Coleman (1992-94)

Most Touchdowns Rushing

Game	4, Phillip Jones vs. Jacksonville State (1997)
	4, Shawn Southward vs. Western Kentucky (2009)
	4, Kimani Vidal at Arkansas State (2022)
Season	17, Joe Jackson (1996)
By a QB	15, Jeremy Rowell (1994)
Career	47, Jordan Chunn (2013-17)
By a QB	32, Mike Turk (1984-87)



LEVI BROWN

Most 100-Yard Rushing Games

Season	7, DeWhitt Betterson (2004)
Career	14, DeWhitt Betterson (2001-04)

Most Consecutive 100-Yd. Games

Season	5, B.J. Smith (2018)
--------	----------------------

Most 200-Yd. Rushing Games

Season	2, Eddie Brundidge (1986)
Career	2, Eddie Brundidge (1986)

Most Consecutive 200-Yd. Games

Season	2, Eddie Brundidge (1986)
--------	---------------------------

Longest Rush

Game	92, Brandon Burks, at New Mexico State (2015)
	92, Jerry Reeves, vs. Louisiana College (1964)

PASSING

Highest Passing Efficiency

Game	289.8, Aaron Leak vs. Utah St (2004)
Season	196.7, Sim Byrd (1968)
Career	165.8, Kelvin Simmons (1992-93)

Most Attempts

Game	72, Levi Brown vs LSU (2008)
Season	508, Corey Robinson (2011)
Career	1,823, Corey Robinson (2010-13)

Most Completions

Game	46, Corey Robinson vs. Louisiana (2012)
Season	321, Levi Brown (2009)
	321, Corey Robinson (2010)
Career	1,179, Corey Robinson (2010-13)

Most Consecutive Completions

Game	20, Sim Byrd vs. West Alabama (1968)
	20, Corey Robinson vs. UAB (2013)

Highest Completion Percentage

Game	93.8 (30-32), Corey Robinson vs. UAB (2013)
Season (Min. 100 att.)	73.0 (92-of-126), Kaleb Barker (2019)
Career (Min. 250 att.)	64.7 (1,179-1,823) Corey Robinson (2010-13)

Most Yards

Game	504, Kaleb Barker vs. Southern Miss (2019)
Season	4,254, Levi Brown (2009)
Career	13,477, Corey Robinson (2010-13)

Most Yards Per Attempt

Season	10.3, Bobby Lee (1974)
Career	9.3, Bobby Lee (1972-75)
	9.3, Kelvin Simmons (1992-93)

Most Yards Per Game

Season	327.2, Levi Brown (2009)
Career	280.8, Corey Robinson (2010-13)

Most 300+ Yard Games

Season	8, Levi Brown (2009)
Career	24, Corey Robinson (2010-13)

Most 400+ Yard Games

Season	3, Levi Brown (2009)
Career	3, Levi Brown (2008-09)
	3, Corey Robinson (2010-13)

Most Touchdown Passes

Game	6, Sim Byrd, two times
	6, Kaleb Barker at Coastal Carolina (2019)
Season	41, Sim Byrd (1968)
Career	81, Corey Robinson (2010-13)

Most Consecutive Games w/ TD

Season	13, Corey Robinson (2010)
Career	16, Corey Robinson (2010-11)

Most Interceptions Thrown

Game	5, four times
Season	24, Al Head (1970)
Career	48, Corey Robinson (2010-13)

Fewest Interceptions Thrown

Season	1, Kelvin Simmons (1992)
Career	7, Kelvin Simmons (1992-93)

Longest Pass Play

Game	99, Mike Turk to Titus Dixon (1986)
------	-------------------------------------

RECEIVING

Most Catches

Game	16, Danny Grant vs. McNeese State (1968)
Season	84, Jerrel Jernigan (2010)
Career	262, Jerrel Jernigan (2007-10)

Most Yards

Game	225, Danny Grant vs. McNeese State (1968)
Season	1,169, Rufus Cox (1984)
Career	3,128, Jerrel Jernigan (2007-10)

Highest Average per Catch

Game	46.0, Greg Harris vs. Valdosta State (1986)
Season	26.17, Billy Dixon (1977)
Career	22.2, Billy Dixon (1975-77)

Most Touchdown Catches

Game	5, Danny Grant vs. McNeese State (1968)
Season	14, Danny Grant (1966 & 1968)
Career	44, Danny Grant (1967-69)

Most 100-Yd. Games

Season	5, Chip Reeves (2012)
	5, Kaylon Geiger (2019)
Career	8, Kelvin Murdock (1978-81)
	8, Jerrel Jernigan (2007-10)

ALL-PURPOSE YARDAGE

Most Yards

Game	311, Jerrel Jernigan vs. Arkansas State (2010)
Season	2,264, Jerrel Jernigan (2009)
Career	5,985, Jerrel Jernigan (2007-10)

SCORING

Most Points

Game	30, Danny Grant, vs. McNeese State (1968)
Season	108, Sam Glusman (2008)
Career	310, Ted Clem (1984-87)



JERREL JERNIGAN



SHAWN SOUTHWARD

Most Touchdowns

Game	5, Danny Grant vs. McNeese State (1968)
Season	17, Joe Jackson (1996)
Career	47, Jordan Chunn (2013-17)

KICKING

Most Points

Game	17, Sam Glusman vs. Alcorn State (2008)
Season	108, Sam Glusman (2008)
Career	310, Ted Clem (1984-87)

Most PATs Made

Game	10, Danny Moore vs. Louisiana College (1967)
Season	59, Ollie Quass (1993)
Career	166, Ted Clem (1984-87)

Most PATs Attempted

Game	10, Danny Moore vs. Louisiana College (1967)
Season	59, Ollie Quass (1993)
	59, Ted Clem (1987)
Career	170, Ted Clem (1984-87)

Highest Percentage of PATs

Season	100.0, Multiple Players
Career (Min. 20 att.)	100.0 (78-78), Ryan Kay (2013-16)
	100.0 (125-125), Tyler Sumpter (2017-19)

Most Consecutive PATs Made

Career	166, Ted Clem (1984-87)
--------	-------------------------

Most Field Goals Made

Game	4, Greg Whibbs vs. Florida Atlantic (2007)
Season	20, Sam Glusman (2008)
Career	50, Greg Whibbs (2003-07)

Most Field Goals Attempted

Game	4, Multiple Players
Season	29, Sam Glusman (2008)
Career	78, Ted Clem (1984-87)

Highest Pct. of Field Goals Made

Season (Min. 10 att.)	89.5 (17-of-19), Brooks Buce (2022)
Career (Min. 10 att.)	100.0, Randy Hicks (1969-71)

RECORDS

Longest Field Goal Made

Game 53, Will Scott at Louisiana (2013)

Most Consecutive Field Goals Made

Career 12, Sam Glusman (2008)
12, Will Scott (2012)

PUNTING

Most Punts

Game 12, Doug Crane vs. Mississippi College (1984)
Season 78, Thomas Olmsted (2003)
Career 288, Thomas Olmsted (2002-05)

Highest Average

Game 54.8, Thomas Olmsted vs. Utah State (2004)
Season 46.1, Jack Martin (2020)
Career 42.8, Will Scott (2012-13)

Most Yards on Punts

Game 441, Thomas Olmsted vs. Minnesota (2003)
Season 3,304, Thomas Olmsted (2003)
Career 11,953, Thomas Olmsted (2002-05)

Longest Punt

Game 81 yds, Matt Allen vs. Nicholls State (1999)

PUNT RETURNS

Most Punt Returns

Game 7, three different players
Season 35, Carl Smith (1982)
Career 112, Leodis McKelvin (2004-07)

Most Yards on Punt Returns

Game 215, Virgil Seay vs. West Alabama (1979)
Season 457, Virgil Seay (1979)
Career 1,471, Leodis McKelvin (2004-07)

Highest Average Per Return

Game 35.0, Leodis McKelvin vs. FIU (2007)
Season 28.0, Perry Griggs (1974)
Career 16.6, Virgil Seay (1978-79)

Most Touchdowns on Returns

Game 3, Virgil Seay vs. West Alabama (1979)
Season 3, three different players
Career 7, Leodis McKelvin (2004-07)

Longest Punt Return

Game 90 yds, Bobby Enslin (1967)



LEODIS MCKELVIN

KICKOFF RETURNS

Most Kickoff Returns

Game 7, Leodis McKelvin (three times)
7, Jorrick Calvin (2008)
7, Marcus Jones (2018)
Season 39, Jerrel Jernigan (2009)
Career 99, Leodis McKelvin (2004-07)

Most Yards on Kickoff Returns

Game 215, Frank Sadler vs. North Alabama (1959)
Season 897, Jerrel Jernigan (2009)
Career 2,346, Leodis McKelvin (2004-07)

Highest Average Per Return

Game 64.7, Marcus Jones at Coastal Carolina (2017)
Season 34.8, Danny Grant (1968)
Career 30.9, Danny Grant (1967-69)

Most Touchdowns on Returns

Game 2, Marcus Jones at Coastal Carolina (2017)
Season 3, Marcus Jones (2017)
Career 4, Marcus Jones (2017-18)

Longest Kickoff Return

Game 100 yds, five times

INTERCEPTION RETURNS

Most Passes Intercepted

Game 3, six times
Season 15, Ronnie Shelley (1968)
Career 36, Ronnie Shelley (1966-69)

Most Interception Return Yards

Game 114, Jimmy McClain vs. South Florida (1999)
Season 294, Ronnie Shelley (1968)
Career 492, Ronnie Shelley (1967-69)

Most TDs on Interceptions

Game 2, Jimmy McClain vs. South Florida (1999)
Season 2, four times
Career 3, Rayshun Reed (1999-2003)

Longest Interception Return

Game 100 yds, Marcus Jones vs. Arkansas State (2017)

TACKLES

Most Tackles

Game 23, Anthony Rabb vs. Middle Tenn. (1999)
Season 198, Gerrick Pimienta (1987)
Career 577, Carlton Martial (2018-22)

Most Solo Tackles

Game 18, Rick Maxey vs. Jacksonville St. (11/15/75)
Season 102, Gerrick Pimienta, 1987
Career 307, Gerrick Pimienta (1985-88)

Most Assists

Game 16, Carlton Martial vs. App State (2021)
Season 96, Gerrick Pimienta (1987)
Career 322, Carlton Martial (2018-22)

Most Quarterback Sacks

Game 4.0, Osi Umenyiora vs Florida A&M (2002)
Season 20.0, Kenny Craik (1980)
Career 43.0, Charles Pickett (1974-76)

Most Tackles for a Loss

Game 5.0, Javon Solomon at Southern Miss (2021)
Season 21.5 Jonathan Massaquoi (2010)
Career 55.0, DeMarcus Ware (2001-04)

MISCELLANEOUS

Most Blocked Kicks

Game	4, Sherrill Busby vs. Memphis (1937)
Season	11, Sherrill Busby (1939)
Career	23, Sherrill Busby (1937-39)

ALL-TIME

Wins and Losses

Most Consecutive Wins	14, 1987-88
Most Consecutive Wins, Season	12, 1987
Consecutive Home Wins	15, 1967-70
Consecutive Home Games w/o Loss	22, 1991-95
Longest Home Losing Streak	3, 1981
Most Consecutive Losses	11, 1980-81
Most Consecutive Losses, Season	8, 1965

Scoring

Margin of Victory	76, vs. Concord (1968)
Margin of Defeat	97, vs. Marion (1928)
Biggest Loss at Home	97, vs. Marion (1928)
Biggest Loss on Road	63, at Montana (1996)
Most Points Scored	76, 1968
Most Scored at Home	76, 1968
Most Points on the Road	66, 1995
Pts Scored vs. Troy	97, by Marion (1928)
Most at Home	97, by Marion (1928)
Most on Road	70, by Montana (95)
Most Touchdowns	11, vs. La. College (1967) vs. Concord (1968)
By Opponent	12, by Samford, 1961
Most Field Goals	4, 6x last vs. Texas State, 2018
By Opponents	4, vs. Idaho, 2015
Most PATs	9, several times

SINGLE-SEASON / GAME OFFENSE

Total Offense (Game)

Yards	736, Alcorn State (2008)
Most Opponent	751, Ole Miss (2013)
Fewest Opponent	54, Samford (1969)
Time of Possession	45:33, Stephen F. Austin (1999)

Total Offense (Season)

Yards	6,314 (2009)
Fewest Opponent	1,732 (1969)

First Downs (Game)

First Downs	36, Alcorn State (2008)
Opponent	35, Oklahoma State (2008) 35, Tennessee (2012)
Fewest Allowed	3, several times
Rushing	22, Alabama State, 1994
Opponent	24, Georgia Southern, 2014
Passing	25, Louisiana (2012)
Opponent	23, Tennessee (2012)
Penalty	7, several times

First Downs (Season)

First Downs	312, 2009
Fewest Allowed	105, 1969
Rushing	156, 1987
Fewest Opponent	34, 1984
Passing	191, 2009
Fewest Opponent	29, 1969
Penalty	28, 2019

Penalties (Game)

Most Penalties	15, four times
Most Yards	168, West Alabama, 1961
Fewest Penalties	0, Austin Peay, 1972
Fewest Yards	0, Austin Peay, 1972

Penalties (Season)

Most Penalties	111, 1999
Most Yards	986, 1999
Fewest Penalties	49, 1990
Fewest Yards	396, 1983

Rushing

Most Attempts	73, Stephen F. Austin, 1998
Fewest Allowed	17, Jacksonville State, 1997
Most Yards	479, Southern Utah, 2002
Opponent	448, Samford, 1961
Most Lost	104, Southeastern Louisiana, 1974
Most Net Yards	464, Southern Utah, 2002
Fewest Yards	-17, Jacksonville State, 1970
Fewest/Opponent	-22, Southeastern Louisiana, 2003
Most Yds/Carry	9.1, Coastal Carolina, 2018
Most TDs	6, three times

Passing

Most Attempts	75, Louisiana, 2012
Opponent	56, Alcorn State, 1993
Fewest Allowed	56, Central Michigan, 2010
Most Completions	50, Louisiana, 2012
Opponent	36, Alcorn State, 1994
Fewest Allowed	0, North Alabama, 1972
Most Yards	528, Louisiana, 2012
Opponent	530, Tennessee, 2012
Fewest Yards	0, Delta State, 1968
Opponent	0, Mississippi College, 1964
Most Touchdowns	6, Concord, 1968
	6, Louisiana College, 1967
	6, Savannah State, 2013
	6, Texas State, 2019
Most Interceptions	6, Miss. State, 2002
Completion Pct	90.1, UAB, 2013

Punting

Most Punts	12, Mississippi College, 1984
Most Yards	450, Mississippi College, 1984
Most Blocked	4, Southeastern Louisiana, 1978

Punt and Kickoff Returns

Most Punt Returns	10, Austin Peay, 1970
Most Yards	221, West Alabama, 1979
Most Touchdowns	3, West Alabama, 1979
Most KO Returns	11, Samford, 1961
Most Yards	322, North Alabama, 1975
Most Touchdowns	2, Coastal Carolina, 2017

Interceptions

Most	6, Tennessee Tech, 1978
	6, Central Florida, 1989
	6, Alcorn State, 2008
Most Yards	140, Tennessee Tech, 1978
Most TDs	2, South Florida, 1999



Troy racked up a school-record 736 yards against Alcorn State in 2008

MILESTONE GAMES

200-YARD RUSHING GAMES

Date	Opp.	Att	TD	Yds
DeWhitt Betterson (1 Game)				
11.15.03	Utah State	46	2	230
Eddie Brundidge (2 Games)				
11.15.86	Jacksonville State	41	4	226
11.29.86	Virginia Union	32	1	244
Kenny Cattouse (1 Game)				
10.6.07	FIU	14	1	208
DuJuan Harris (1 Game)				
11.22.08	Louisiana	28	2	234
Shawn Southward (1 Game)				
9.1.12	UAB	28	2	204
Kimani Vidal (2 Games)				
11.19.22	ULM	29	2	242
11.26.22	Arkansas State	33	4	208
Career 200-Yard Rushing Games				
1.	Kimani Vidal			2
	Eddie Brundidge			2
3.	DeWhitt Betterson			1
	Kenny Cattouse			1
	DuJuan Harris			1
	Shawn Southward			1

100-YARD RUSHING GAMES

Date	Opp.	Att	TD	Yds
Josh Anderson (1 Game)				
12.16.17	North Texas	22	1	113
Deon Anthony (1 Game)				
10.20.12	FIU	19	2	115
Kaleb Barker (1 Game)				
10.4.18	Georgia State	5	0	111
Richard Bassett (2 Games)				
9.28.74	Nicholls State	15	1	117
10.26.74	North Alabama	17	0	107

DeWhitt Betterson (13 Games)

9.14.02	Southern Utah	7	0	120
10.5.02	Mississippi State	8	3	131
11.16.02	Utah State	13	0	107
9.27.03	Marshall	17	1	119
10.18.03	FIU	34	2	157
11.8.03	Middle Tennessee	33	2	179
9.18.04	New Mexico State	23	1	137
10.2.04	Utah State	28	2	161
10.16.04	Arkansas State	26	0	124
10.30.04	Idaho	16	2	184
11.13.04	Louisiana	27	0	122
11.20.04	Middle Tennessee	22	0	123
12.30.04	Northern Illinois	25	0	150

DK Billingsley (5 Games)

9.21.19	Akron	22	1	100
9.28.19	Arkansas State	20	0	103
10.16.19	South Alabama	20	0	100
11.9.19	Georgia Southern	14	2	163
10.1.22	Western Kentucky	24	1	122

LeBarron Black (5 Games)

10.20.99	Nicholls State	12	0	115
11.6.99	Stephen F. Austin	18	2	120
10.7.00	Northwestern State	21	1	140
9.7.02	UAB	26	2	105

9.14.02	Southern Utah	16	2	100
---------	---------------	----	---	-----

Doug Brown (1 Game)

10.20.99	Nicholls State	12	0	115
----------	----------------	----	---	-----

Brandon Burks (9 Games)

10.5.13	South Alabama	17	0	100
10.12.13	Georgia State	23	0	113
11.7.13	Louisiana	15	0	126
10.11.14	New Mexico State	10	0	176
11.8.14	Georgia State	13	1	118
9.5.15	NC State	14	1	124
10.24.15	New Mexico State	10	1	133
11.7.15	ULM	19	0	107
12.5.15	Louisiana	25	0	118

Eddie Brundidge (2 Games)

10.18.86	Mississippi College	14	0	122
11.8.86	Tennessee-Martin	18	3	112

Thad Buttone (1 Game)

11.21.98	Jacksonville State	13	1	113
----------	--------------------	----	---	-----

Demontray Carter (5 Games)

9.9.00	Appalachian State	10	1	102
9.20.00	South Florida	16	1	114
11.18.00	Jacksonville State	22	0	154
10.20.01	Cal State-Northridge	17	2	164
12.1.01	North Texas	23	1	149

Kenny Cattouse (5 Games)

10.4.05	North Texas	20	0	109
11.4.06	Louisiana	24	2	172
11.18.06	Arkansas State	19	2	107
9.21.07	Louisiana	19	3	145
11.10.07	Western Kentucky	19	1	112

Casey Christensen (1 Game)

11.12.83	Jacksonville State	16	0	100
----------	--------------------	----	---	-----

Jordan Chunn (9 Games)

11.15.14	Idaho	28	1	189
9.3.16	Austin Peay	13	1	161
9.17.16	Southern Miss	36	1	176
10.1.16	Idaho	22	1	137
10.20.16	South Alabama	23	2	143

11.12.16	Appalachian State	31	2	129
9.23.17	Akron	17	1	110
9.30.17	LSU	30	1	191
11.2.17	Idaho	18	2	113

Gerald Collins (1 Game)

11.6.76	Mississippi College	12	0	101
---------	---------------------	----	---	-----

Eddie Coleman (8 Games)

11.10.90	Nicholls State	10	1	162
8.31.91	Central Florida	24	0	125
10.12.91	Southern Illinois	19	1	133
11.16.91	Georgia Southern	16	1	111
9.5.92	Southern Illinois	10	0	139
9.19.92	Central Florida	7	1	102
9.26.92	Alabama State	20	1	145
11.17.92	Samford	30	1	138

Ronald Roca Daniels (6 Games)

9.5.76	Nicholls State	19	0	100
10.2.76	West Alabama	20	0	116
10.9.76	Southeastern Louisiana	17	1	106
11.13.76	Jacksonville State	25	1	110
9.24.77	Nicholls State	22	1	125
11.5.77	Mississippi College	18	1	115

Jabir Daughtry-Frye (1 Game)

9.29.18	Coastal Carolina	5	1	140
---------	------------------	---	---	-----

Titus Dixon (1 Game)

12.12.87	Portland State	4	1	111
----------	----------------	---	---	-----

Marrio Fraser (1 Game)

9.14.02	Southern Utah	17	1	124
---------	---------------	----	---	-----

Bob Godsey (1 Game)

10.28.89	Tennessee-Martin	16	0	122
----------	------------------	----	---	-----

Boyd Grant (3 Games)

10.14.78	Delta State	22	0	119
11.4.78	Mississippi College	22	2	170
11.11.78	Jacksonville State	25	3	120

Maurice Greer (1 Game)

9.13.08	Alcorn State	9	1	113
---------	--------------	---	---	-----



Brandon Burks is tied for second all-time with nine career 100-yard rushing games

Arrid Gregory (8 Games)

9.10.94	UConn	9	2	101
11.11.95	Central Florida	13	3	125
10.12.96	McNeese State	20	0	125
10.19.96	Texas State	18	0	103
11.9.96	Northwestern State	17	1	109
11.16.96	Sam Houston State	19	1	169
11.21.96	Samford	13	1	168
11.30.96	Florida A&M	25	2	166

DuJuan Harris (5 Games)

8.28.08	Middle Tennessee	19	2	148
11.1.08	ULM	20	1	143
11.8.08	Western Kentucky	23	0	101
1.6.10	Central Michigan	14	0	112
12.18.10	Ohio	14	1	105

Omar Haugabook (4 Games)

12.2.06	FIU	14	0	111
10.27.07	Arkansas State	18	2	102
11.20.07	Middle Tennessee	16	2	107
12.1.07	Florida Atlantic	23	0	106

Jimmie Haywood (1 Game)

9.24.83	Georgia Southern	14	0	145
---------	------------------	----	---	-----

Jamarius Henderson (1 Game)

9.9.17	Alabama State	8	2	107
--------	---------------	---	---	-----

Ted Horstead (8 Games)

10.17.84	North Alabama	27	0	166
10.26.84	Delta State	15	1	116
11.10.84	Jacksonville State	26	3	103
11.24.84	Central State	25	0	102
12.8.84	North Dakota State	23	0	113
11.9.85	Tennessee-Martin	20	0	106
11.16.85	Jacksonville State	22	0	120
9.13.86	Nicholls State	22	0	158

Joe Jackson (8 Games)

10.22.94	Central Florida	10	0	121
10.21.95	Jacksonville State	12	2	103
9.7.96	Eastern Kentucky	20	3	129
9.21.96	Nicholls State	17	0	114
11.16.96	Sam Houston State	22	2	189
9.6.97	Eastern Kentucky	24	0	109
10.11.97	Sam Houston State	22	1	148
11.15.97	McNeese State	26	0	112

Tony Jackson (3 Games)

9.12.87	Nicholls State	21	1	104
10.17.87	Mississippi College	12	1	117
10.24.87	Delta State	20	0	123

Barney Jones (1 Game)

9.7.74	Northwestern State	17	1	125
--------	--------------------	----	---	-----

Phillip Jones (7 Games)

10.25.97	Samford	22	2	109
11.20.97	Jacksonville State	27	4	145
10.31.98	Northwestern State	15	1	118
11.28.98	Florida A&M	15	1	102
9.11.99	Cincinnati	19	0	102
10.23.99	Sam Houston State	8	1	124
11.6.99	Stephen F. Austin	28	1	183

Steven Kelley (3 Games)

8.30.97	Alcorn State	18	1	115
9.6.97	Eastern Kentucky	24	3	119
9.16.97	Nicholls State	25	2	108



B.J. Smith is tied for eighth all-time with seven 100-yard games and is Troy's leader with five straight 100-yard games (2018)

Randall Lovejoy (3 Games)

11.20.93	Samford	13	0	114
10.22.94	Central Florida	17	0	130
11.5.94	Cincinnati	16	0	114

Larry Mason (3 Games)

9.26.81	Nicholls State	14	0	129
10.10.81	Southeastern Louisiana	17	0	106
9.18.82	Valdosta State	25	2	105

David McCombs (3 Games)

10.26.91	North Alabama	9	3	136
11.2.91	Samford	11	0	124
10.3.92	Valdosta State	15	2	102

Fred Mixon (1 Game)

9.19.81	Albany State	9	1	103
---------	--------------	---	---	-----

Derrick Moore (3 Games)

9.9.89	West Alabama	7	2	106
10.13.90	Delta State	21	1	116

Mareno Philyaw (1 Game)

10.11.97	Sam Houston State	21	1	112
----------	-------------------	----	---	-----

Bill Ragle (1 Game)

10.24.70	North Alabama	18	1	101
----------	---------------	----	---	-----

Jerry Reeves (1 Game)

9.26.64	West Alabama	n/a	0	182
---------	--------------	-----	---	-----

Jermaine Richardson (1 Game)

9.20.03	Southeastern Louisiana	11	0	113
---------	------------------------	----	---	-----

Jeremy Rowell (1 Game)

11.5.94	Cincinnati	13	1	117
---------	------------	----	---	-----

Larry Russell (1 Game)

10.11.75	Southeastern Louisiana	14	2	103
----------	------------------------	----	---	-----

B.J. Smith (7 Games)

9.29.18	Coastal Carolina	10	2	103
10.4.18	Georgia State	18	2	143
10.13.18	Liberty	20	0	111

10.23.18	South Alabama	22	1	170
11.3.18	Louisiana	22	1	103
8.31.19	Campbell	10	1	108
10.2.21	South Carolina	19	1	102

Terrell Smith (1 Game)

8.31.96	Alcorn State	13	2	108
---------	--------------	----	---	-----

Shawn Southward (5 Games)

11.7.09	Western Kentucky	19	4	140
12.28.09	Louisiana	15	2	154
9.15.12	Mississippi State	20	2	137
11.3.12	Tennessee	16	2	101
11.24.12	Middle Tennessee	16	0	116

Brad Stevens (1 Game)

10.19.91	Western Kentucky	18	1	105
----------	------------------	----	---	-----

Tank Summers (1 Game)

11.10.79	Jacksonville State	13	0	118
----------	--------------------	----	---	-----

Freddie Taylor (2 Games)

10.22.88	North Alabama	7	0	121
10.14.89	Delta State	8	1	103

Wayne Thomas (5 Games)

10.22.98	Texas State	22	0	103
10.31.98	Northwestern State	14	1	101
11.7.98	Nicholls State	14	0	136
11.28.98	Florida A&M	11	0	100
10.2.99	Middle Tennessee	19	1	110

Dwayne Thompson (1 Game)

10.30.82	Tennessee-Martin	11	2	198
----------	------------------	----	---	-----

Willie Tullis (1 Game)

10.18.80	Delta State	6	1	102
----------	-------------	---	---	-----

Mike Turk (4 Games)

11.9.85	Tennessee-Martin	15	0	116
10.4.86	West Alabama	10	2	130
11.14.87	Jacksonville State	16	0	101
12.12.87	Portland State	25	2	190

MILESTONE GAMES

Kimani Vidal (5 Games)

10.10.20	Texas State	12	0	106
10.17.20	Eastern Kentucky	13	1	143
10.16.21	Texas State	25	2	157
10.28.21	Coastal Carolina	22	1	142
11.5.22	Louisiana	21	1	122

Sullivan Walker (5 Games)

11.8.75	Tennessee-Martin	11	2	140
9.18.76	Alcorn State	18	0	114
10.2.76	West Alabama	19	1	129
11.6.76	Mississippi College	12	0	132
10.29.77	Northern Michigan	15	4	198

Derrick Washington (2 Games)

9.17.94	Louisiana	12	0	149
11.12.94	Alcorn State	15	0	136

Joel Whingter (2 Games)

9.24.05	South Carolina	14	0	102
10.15.05	ULM	18	0	135

Ted Yarbrough (7 Games)

11.13.93	Alcorn State	12	2	109
11.20.93	Samford	15	0	106
9.9.95	Northwestern State	21	1	152
9.16.95	Nicholls State	29	0	112
11.11.95	Central Florida	23	0	115
11.16.95	Samford	16	1	107
11.25.95	Georgia Southern	24	2	152

Career 100-Yard Rushing Games

1.	DeWhitt Beterson	14
2.	Jordan Chunn	9
	Brandon Burks	9
4.	Eddie Coleman	8
	Ted Horstead	8
	Joe Jackson	8
	Arrid Gregory	8
8.	Kimani Vidal	7
	Phillip Jones	7
	Ted Yarbrough	7
	B.J. Smith	7

400-YARD PASSING GAMES

Date Opp.	C-A	TD	Yds
Kaleb Barker (2 Games)			
9.14.19	Southern Miss	29-43	4 504
10.26.19	Georgia State	34-45	2 421

Levi Brown (3 Games)

9.19.09	UAB	24-32	2 413
10.24.09	North Texas	27-44	1 469
11.21.09	Florida Atlantic	27-36	3 477

Sim Byrd (1 Game)

9.14.68	Samford	N/A	2 454
---------	---------	-----	-------

Jacob Free (1 Game)

10.31.20	Arkansas State	33-45	2 419
----------	----------------	-------	-------

Corey Robinson (3 Games)

9.18.10	UAB	26-44	2 404
9.8.12	Louisiana	46-70	2 485
11.17.12	Arkansas State	26-35	1 417

Career 400-Yard Passing Games

1.	Corey Robinson	3
	Levi Brown	3
3.	Kaleb Barker	2
4.	Sim Byrd	1
	Jacob Free	1



Corey Robinson holds the Troy record with 21 career 300-yard passing games

300-YARD PASSING GAMES

Date Opp.	C-A	TD	Yds
Kaleb Barker (4 Games)			
9.28.19	Arkansas State	34-58	4 384
11.2.19	Coastal Carolina	26-35	3 385
11.9.19	Georgia Southern	27-41	3 330
11.16.19	Texas State	30-43	6 363

Levi Brown (7 Games)

10.25.08	North Texas	40-50	2 391
11.15.08	LSU	34-72	2 316
9.26.09	Arkansas State	33-46	2 355
10.17.09	FIU	28-37	3 391
10.31.09	ULM	28-41	4 378
11.14.09	Arkansas	29-50	1 321
1.6.10	Central Michigan	31-56	1 386

Sim Byrd (5 Games)

9.28.68	West Alabama	30-43	2 389
10.19.68	Jacksonville State	34-49	1 325
11.2.68	McNeese State	24-33	5 310
11.16.68	Concord	24-29	6 364
12.14.68	Texas A&I	25-44	5 324

Jamie Hampton (1 Game)

9.13.08	Alcorn State	26-37	4 323
---------	--------------	-------	-------

Omar Haugabook (3 Games)

11.11.06	Florida Atlantic	20-29	3 325
9.14.07	Oklahoma State	33-48	1 371
11.3.07	Georgia	29-45	2 310

Al Head (3 Games)

10.3.70	Southeastern Louisiana	25-30	2 336
10.24.70	North Alabama	21-39	3 375
11.7.70	Tennessee-Martin	25-31	1 310

Brock Nutter (3 Games)

10.2.99	Middle Tennessee	20-29	3 390
9.9.00	Appalachian State	16-26	2 332
10.20.01	Cal State-Northridge	22-37	3 339

Taylor Powell (1 Game)

9.25.21	ULM	35-49	2 311
---------	-----	-------	-------

Corey Robinson (21 Games)

9.25.10	Arkansas State	18-38	1 316
11.6.10	North Texas	26-39	3 347
11.27.10	Western Kentucky	26-39	2 304
12.4.10	Florida Atlantic	25-34	3 324
12.18.10	Ohio	32-42	4 387
9.17.11	Arkansas	36-63	3 373
9.24.11	Middle Tennessee	24-38	3 348
10.1.11	UAB	30-49	0 349
10.8.11	Louisiana	38-53	2 322
11.19.11	Florida Atlantic	32-48	3 396
11.26.11	Western Kentucky	18-33	2 303
12.3.11	Arkansas State	32-52	2 311
9.15.12	Mississippi State	32-45	0 343
10.3.12	Tennessee	30-46	1 393
10.10.12	Navy	25-28	1 322
8.31.13	UAB	30-32	1 319
9.12.13	Arkansas State	30-51	2 371
9.28.13	Duke	35-45	2 354
10.12.13	Georgia State	21-37	1 306
10.26.13	Western Kentucky	20-32	1 306
10.31.13	ULM	31-52	2 362

Jeremy Rowell (2 Games)

10.1.94	Northwestern State	22-40	2 317
10.29.94	Western Kentucky	21-33	3 315

Brandon Silvers (9 Games)

11.7.15	ULM	22-33	4 326
12.5.15	Louisiana	22-28	4 320
10.1.16	Idaho	31-42	3 373
10.20.16	South Alabama	28-42	1 395
9.9.17	Alabama State	32-40	0 345
9.23.17	Akron	28-41	1 314
10.21.17	Georgia State	25-35	2 335
11.24.17	Texas State	22-30	4 380
12.16.17	North Texas	24-31	4 305

Kelvin Simmons (3 Games)

11.6.93	Western Kentucky	18-32	2 307
11.13.93	Alcorn State	28-38	5 317
12.4.93	McNeese State	22-32	3 372

Sawyer Smith (1 Game)

11.3.18	Louisiana	18-22	1 317
---------	-----------	-------	-------

Willie Tullis (1 Game)

11.15.80	Jacksonville State	19-34	1	329
----------	--------------------	-------	---	-----

Gunnar Watson (8 Games)

10.10.20	Texas State	33-46	4	338
10.17.20	Eastern Kentucky	26-38	3	333
11.21.20	Middle Tennessee	25-39	1	300
11.13.21	Louisiana	29-55	1	350
9.10.22	Alabama A&M	23-34	4	351
9.17.22	App State	23-37	0	302
9.24.22	Marshall	15-25	0	321
12.3.22	Coastal Carolina	12-17	3	318

Career 300-Yard Passing Games

1.	Corey Robinson	24
2.	Levi Brown	10
3.	Brandon Silvers	9
	Sim Byrd	9
5.	Gunnar Watson	8
6.	Kaleb Barker	6
7.	Kelvin Simmons	3
	Omar Haugabook	3
	Brock Nutter	3
	Al Head	3

200-YARD RECEIVING GAMES

Date Opp.

Rec Yds TD

Rufus Cox (1 Game)

11.24.84	Central State	8	212	1
----------	---------------	---	-----	---

Danny Grant (1 Game)

11.2.68	McNeese State	n/a	225	5
---------	---------------	-----	-----	---

Jerrel Jernigan (2 Games)

10.31.09	ULM	15	203	1
9.25.10	Arkansas State	10	209	1

Doug Taylor (1 Game)

10.3.70	Southeastern Louisiana	13	204	0
---------	------------------------	----	-----	---

Damion Willis (1 Game)

11.3.18	Louisiana	10	213	1
---------	-----------	----	-----	---

Career 200-Yard Receiving Games

1.	Jerrel Jernigan	2
2.	Four Players	1

100-YARD RECEIVING GAMES

Date Opp.

Rec Yds TD

Josh Allen (1 Game)

9/21/07	Louisiana	7	128	0
---------	-----------	---	-----	---

Gary Banks (1 Game)

9.16.06	Georgia Tech	8	104	1
---------	--------------	---	-----	---

Jabre Barber (2 Games)

9.10.22	Alabama A&M	5	105	1
9.24.22	Marshall	4	101	0

Daniel Brady (1 Game)

9.17.94	Louisiana	6	112	0
---------	-----------	---	-----	---

Demontray Carter (1 Game)

9.9.00	Appalachian State	4	123	2
--------	-------------------	---	-----	---

Jonathan Carter (3 Games)

9.16.00	Alabama State	7	111	0
11.18.00	Jacksonville State	3	101	1
11.25.00	Appalachian State	4	105	1

William Covington (1 Game)

9.28.81	Alabama State	6	106	2
---------	---------------	---	-----	---

John Cowart (1 Game)

9.13.69	Samford	4	104	0
---------	---------	---	-----	---

Andrew Davis (1 Game)

11.8.08	Western Kentucky	5	101	1
---------	------------------	---	-----	---

Chris Day (1 Game)

11.3.01	Maryland	7	102	0
---------	----------	---	-----	---

Billy Dixon (3 Games)

9.3.77	Southern Miss	3	115	2
9.17.77	UNLV	3	131	2
10.15.77	Delta State	4	105	

Titus Dixon (1 Game)

11.7.87	Tennessee-Martin	4	154	1
---------	------------------	---	-----	---

Deondre Douglas (3 Games)

9.24.16	New Mexico State	6	101	1
9.16.17	New Mexico State	7	101	0
9.1.18	Boise State	7	102	1

Tray Eafford (1 Game)

9.14.19	Southern Miss	7	110	1
---------	---------------	---	-----	---

Kenny Edenfield (2 Games)

12.6.86	South Dakota	4	108	1
10.22.88	North Alabama	5	106	2

Kaylon Geiger (9 Games)

8.31.19	Campbell	5	104	0
9.14.19	Southern Miss	6	118	1
9.28.19	Arkansas State	8	111	1
11.2.19	Coastal Carolina	12	145	1
11.9.19	Georgia Southern	7	110	0
10.10.20	Texas State	7	121	1
10.17.20	Eastern Kentucky	7	100	0

10.31.20	Arkansas State	8	126	0
12.12.20	Coastal Carolina	9	103	0

Tebiarus Gill (1 Game)

9.3.09	Bowling Green	8	102	0
--------	---------------	---	-----	---

Danny Grant (1 Game)

10.11.69	Delta State	5	125	3
----------	-------------	---	-----	---

Vince Green (4 Games)

10.11.69	Delta State	4	117	1
10.10.70	Delta State	6	102	1
10.24.70	North Alabama	13	193	1
11.7.70	Tennessee-Martin	9	157	1

Perry Griggs (2 Games)

10.26.74	North Alabama	8	196	3
9.20.75	Alabama State	6	105	0

Jeff Hammond (1 Game)

10.3.96	Alabama State	3	126	1
---------	---------------	---	-----	---

Smokey Hampton (2 Games)

11.5.05	Florida Atlantic	6	125	1
11.25.06	Middle Tennessee	7	104	1

Greg Harris (4 Games)

10.11.86	Valdosta State	3	139	2
11.15.86	Jacksonville State	9	143	0
12.6.86	South Dakota	5	111	1
10.10.87	Valdosta State	7	105	1

Bryan Holmes (3 Games)

9.12.13	Arkansas State	6	117	1
11.29.13	Texas State	3	128	1
11.15.14	Idaho	6	111	2

Jerrel Jernigan (6 Games)

11.3.07	Georgia	11	102	2
10.18.08	FIU	5	131	1
10.25.08	North Texas	9	123	1



Kaylon Geiger holds the school record with nine 100-yard receiving games in his career; he did so in just two seasons (2019-20)

MILESTONE GAMES

11.21.09	Florida Atlantic	6	147	0
11.28.09	Louisiana	5	142	2
1.6.10	Central Michigan	9	154	0

John Johnson (1 Game)

10.1.16	Idaho	7	128	1
---------	-------	---	-----	---

Rajae' Johnson (2 Games)

11.26.22	Arkansas State	3	101	1
12.3.22	Coastal Carolina	4	134	2

Tez Johnson (3 Games)

9.18.21	Southern Miss	10	106	0
9.24.22	Marshall	2	121	0
10.1.22	Western Kentucky	6	105	1

Lee Hollingsworth (1 Game)

10.26.84	Delta State	4	116	2
----------	-------------	---	-----	---

Robert Kilow (4 Games)

9.25.93	Alabama State	6	125	2
11.27.93	Stephen F. Austin	4	110	1
12.4.93	McNeese State	6	117	0
10.29.94	Western Kentucky	9	146	1

Khalil McClain (2 Games)

9.14.19	Southern Miss	4	104	2
10.26.19	Georgia State	8	128	1

Tavaris McCormick (2 Games)

10.20.16	South Alabama	4	127	1
12.16.17	North Texas	5	107	1

Kelvin Murdock (8 Games)

9.22.79	Nicholls State	3	105	0
10.20.79	North Texas	6	111	0
11.3.79	Mississippi College	9	107	0
9.20.80	Tennessee-Martin	3	114	1
10.25.80	North Alabama	7	164	1
11.15.80	Jacksonville State	7	172	1
10.3.81	Mississippi College	5	126	1
10.31.81	Tennessee Tech	9	131	0

Orlando Parker (3 Games)

11.6.93	Western Kentucky	5	120	2
11.13.93	Alcorn State	8	119	3
12.4.93	McNeese State	7	168	2

Jim Perkins (1 Game)

9.19.70	Austin Peay	5	118	2
---------	-------------	---	-----	---

Mareno Philyaw (2 Games)

11.14.98	Nicholls State	4	164	1
10.16.99	Texas State	6	107	1

Julius Pittman (2 Games)

9.1.90	West Alabama	2	104	0
10.13.90	Delta State	3	106	1

Chip Reeves (5 Games)

8.31.12	UAB	6	125	1
9.22.12	North Texas	7	120	1
10.11.12	Western Kentucky	3	110	1
11.3.12	Tennessee	5	144	1
11.17.12	Arkansas State	6	142	1

Teddy Ruben (3 Games)

10.17.15	Idaho	8	109	1
10.25.15	New Mexico State	3	109	2
12.5.15	Louisiana	8	131	2

Toris Rutledge (1 Game)

9.9.06	Florida State	8	105	1
--------	---------------	---	-----	---

Ismail Saleem (1 Game)

9.3.16	Austin Peay	4	106	1
--------	-------------	---	-----	---

Jason Samples (3 Games)

9.21.02	Iowa State	10	128	0
9.28.02	Missouri	10	135	1
9.20.03	Southeastern Louisiana	8	113	2

Virgil Seay (1 Game)

9.30.78	West Alabama	5	129	1
---------	--------------	---	-----	---

Heywood Skipper (5 Games)

10.7.00	Northwestern State	6	105	0
9.8.01	Middle Tennessee	10	133	2
10.20.01	Cal State-Northridge	6	165	2
11.10.01	ULM	7	169	2
11.17.01	Jacksonville State	6	155	0

Carl Smith (3 Games)

10.15.83	Delta State	7	156	1
11.5.83	West Alabama	6	104	2
11.12.83	Jacksonville State	3	126	1

Charles Smoke (1 Game)

10.29.77	Northern Michigan	6	105	0
----------	-------------------	---	-----	---

Bryant Stewart (1 Game)

9.20.03	Southeastern Louisiana	3	114	1
---------	------------------------	---	-----	---

Mykeal Terry (2 Games)

11.11.06	Florida Atlantic	5	153	2
11.18.06	Arkansas State	6	140	

Eric Thomas (6 Games)

9.24.11	Middle Tennessee	4	108	1
11.29.12	Florida Atlantic	6	128	2
11.3.12	Tennessee	6	147	2
9.12.13	Arkansas State	6	125	1
10.5.13	South Alabama	5	129	2
10.12.13	Georgia State	6	113	1

Emanuel Thompson (1 Game)

11.17.16	Arkansas State	10	117	0
----------	----------------	----	-----	---

Reggie Todd (4 Games)

8.31.19	Campbell	3	108	1
9.28.19	Arkansas State	4	100	0
10.24.20	Georgia State	8	130	1
12.12.20	Coastal Carolina	8	101	1

Adarryll Ward (1 Game)

11.26.94	James Madison	8	122	0
----------	---------------	---	-----	---

Luke Whittemore (2 Games)

11.10.18	Georgia Southern	3	110	1
9.14.19	Southern Miss	5	110	0

Chris Williams (1 Game)

10.12.13	Georgia State	4	152	1
----------	---------------	---	-----	---

Damion Willis (3 Games)

12.16.17	North Texas	11	135	2
10.23.18	South Alabama	5	132	2
12.22.18	Buffalo	13	101	2

Chandler Worthy (2 Games)

9.8.12	Louisiana	9	154	0
11.16.13	Ole Miss	7	133	0

Career 100-Yard Receiving Games

1.	Kaylon Geiger	9
2.	Kelvin Murdock	8
	Jerrel Jernigan	8
4.	Eric Thomas	6
5.	Chip Reeves	5
	Heywood Skipper	5
7.	Reggie Todd	4
	Damion Willis	4
	Vince Green	4
	Greg Harris	4
	Robert Kilow	4



Chip Reeves' five 100-yard receiving games in 2012 is tied for the most in Troy history

300+ YARD PASSING GAMES

504	Kaleb Barker	Southern Miss	9/14/19
485	Corey Robinson	Louisiana	9/8/12
477	Levi Brown	Florida Atlantic	11/21/09
469	Levi Brown	North Texas	10/24/09
454	Sim Byrd	Samford	9/14/68
421	Kaleb Barker	Georgia State	10/26/19
419	Jacob Free	Arkansas State	10/31/20
417	Corey Robinson	Arkansas State	11/17/12
413	Levi Brown	UAB	9/19/09
404	Corey Robinson	UAB	9/18/09
396	Corey Robinson	Florida Atlantic	11/19/11
395	Brandon Silvers	South Alabama	10/20/16
393	Corey Robinson	Tennessee	11/3/12
391	Levi Brown	FIU	10/17/08
391	Levi Brown	North Texas	10/25/08
390	Brock Nutter	Middle Tennessee	10/2/99
387	Corey Robinson	Ohio	12/18/10
386	Levi Brown	Central Michigan	1/6/10
385	Kaleb Barker	Coastal Carolina	11/2/19
384	Kaleb Barker	Arkansas State	9/28/19
380	Brandon Silvers	Texas State	11/24/17
378	Levi Brown	ULM	10/31/09
375	Al Head	North Alabama	10/24/70
373	Brandon Silvers	Idaho	10/1/16
373	Corey Robinson	Arkansas	9/17/11
372	Kevin Simmons	McNeese State	12/4/93
371	Corey Robinson	Arkansas State	9/12/13
371	Omar Haugabook	Oklahoma State	9/14/07
363	Kaleb Barker	Texas State	11/16/19
362	Corey Robinson	ULM	10/31/13
355	Levi Brown	Arkansas State	9/26/09
354	Corey Robinson	Duke	9/28/13
351	Gunnar Waston	Alabama A&M	9/10/22
350	Gunnar Watson	Louisiana	11/13/21
350	Corey Robinson	Georgia State	10/12/13
349	Corey Robinson	UAB	10/1/11
348	Corey Robinson	Middle Tennessee	9/24/11
347	Corey Robinson	North Texas	11/6/10
345	Brandon Silvers	Alabama State	9/9/17
343	Corey Robinson	Mississippi State	9/15/12
339	Brock Nutter	Cal-State Northridge	10/20/01
338	Gunnar Watson	Texas State	10/10/20
336	Al Head	Southeastern Louisiana	10/3/70
335	Brandon Silvers	Georgia State	10/21/17
333	Gunnar Watson	Eastern Kentucky	10/17/20
332	Brock Nutter	Appalachian State	9/9/00
330	Kaleb Barker	Georgia Southern	11/9/19
329	Willie Tullis	Jacksonville State	11/15/80
326	Brandon Silvers	ULM	11/7/15
325	Omar Haugabook	Florida Atlantic	11/11/06
324	Corey Robinson	Florida Atlantic	12/4/10
323	Jamie Hampton	Alabama State	9/13/08
322	Corey Robinson	Navy	11/10/12
322	Corey Robinson	Louisiana	10/8/11
321	Gunnar Watson	Marshall	9/24/22
321	Levi Brown	Arkansas	11/14/09
320	Brandon Silvers	Louisiana	12/5/15
319	Corey Robinson	UAB	8/31/13
318	Gunnar Watson	Coastal Carolina	12/3/22
317	Sawyer Smith	South Alabama	10/23/18
317	Jeremy Rowell	Northwestern State	10/1/94
317	Kelvin Simmons	Alcorn State	11/13/93
316	Corey Robinson	Arkansas State	9/25/10
316	Levi Brown	LSU	11/15/08
315	Jeremy Rowell	Western Kentucky	10/29/94
314	Brandon Silvers	Akron	9/23/17
311	Taylor Powell	ULM	9/25/21
311	Corey Robinson	Arkansas State	12/3/11
310	Al Head	Tennessee-Martin	11/7/70
307	Kelvin Simmons	Western Kentucky	11/6/93
306	Corey Robinson	Western Kentucky	10/26/13



Kaleb Barker threw for a school record 504 yards against Southern Miss in 2019

304	Corey Robinson	Western Kentucky	11/27/10
303	Corey Robinson	Western Kentucky	11/26/11
302	Gunnar Watson	App State	9/17/22
300	Gunnar Watson	Middle Tennessee	11/21/20

100+ YARD RUSHING GAMES

244	Eddie Brundidge	Virginia Union	11/29/86
242	Kimani Vidal	ULM	11/19/22
234	DuJuan Harris	Louisiana	11/22/08
230	DeWhitt Betterson	Utah State	11/15/03
226	Eddie Brundidge	Jacksonville State	11/29/86
208	Kimani Vidal	Arkansas State	11/26/22
208	Kenny Cattouse	FIU	10/6/07
204	Shawn Southward	UAB	9/1/12
198	Sullivan Walker	Northern Michigan	10/29/77
198	Dwayne Thompson	Tennessee-Martin	10/30/82
191	Jordan Chunn	LSU	9/30/17
190	Mike Turk	Portland State	12/12/87
189	Jordan Chunn	Idaho	11/15/14
189	Joe Jackson	Sam Houston State	11/16/96
184	DeWhitt Betterson	Idaho	10/30/04
183	Phillip Jones	Stephen F. Austin	11/6/99
182	Jeremy Reeves	West Alabama	9/26/64
179	DeWhitt Betterson	Middle Tennessee	10/18/03
176	Jordan Chunn	Southern Miss	9/17/16
176	Brandon Burks	New Mexico State	10/11/14
172	Kenny Cattouse	Louisiana	11/4/06
170	B.J. Smith	South Alabama	10/23/18
170	Boyd Grant	Mississippi College	11/4/78
169	Arrid Gregory	Sam Houston State	11/16/96
168	Arrid Gregory	Samford	11/21/96
166	Arrid Gregory	Florida A&M	11/30/96
166	Ted Horstead	North Alabama	10/17/84
164	Demontray Carter	Cal-State Northridge	10/20/01
163	DK Billingsley	Georgia State	10/26/19
162	Kimani Vidal	Texas State	10/16/21
162	Eddie Coleman	Nicholls State	11/10/90
161	Jordan Chunn	Austin Peay	9/3/16
161	DeWhitt Betterson	Utah State	10/2/04
158	Ted Horstead	Nicholls State	9/13/86
157	DeWhitt Betterson	FIU	10/18/03
154	Demontray Carter	Jacksonville State	9/20/00
154	Shawn Southward	Louisiana	12/28/09

MILESTONE GAMES



Shawn Southward topped the 100-yard mark five times in his career, including a two-touchdown performance at Tennessee


152	Ted Yarbrough	Northwestern State	9/9/95
152	Ted Yarbrough	Georgia Southern	11/25/95
150	DeWhitt Betterson	Northern Illinois	12/30/04
149	Demontray Carter	North Texas	12/1/01
149	Derrick Washington	Louisiana	9/17/94
148	DuJuan Harris	Middle Tennessee	8/28/08
148	Joe Jackson	Sam Houston State	10/11/97
145	Kenny Cattouse	Louisiana	9/21/07
145	Eddie Coleman	Alcorn State	9/26/92
145	Jimmie Haywood	Georgia Southern	9/24/83
145	Phillip Jones	Jacksonville State	11/20/97
143	Kimani Vidal	Eastern Kentucky	10/17/20
143	B.J. Smith	Georgia State	10/4/18
143	Jordan Chunn	South Alabama	10/20/16
143	DuJuan Harris	ULM	11/1/08
142	Kimani Vidal	Coastal Carolina	10/28/21
140	Jabir Daughtry-Frye	Coastal Carolina	9/29/18
140	LeBarron Black	Northwestern State	10/20/99
140	Shawn Southward	Western Kentucky	11/7/09
140	Sullivan Walker	Tennessee-Martin	11/8/75
139	Eddie Coleman	Southern Illinois	9/5/92
138	Eddie Coleman	Samford	11/17/92
137	Jordan Chunn	Idaho	10/1/16
137	Shawn Southward	Mississippi State	9/15/12
137	DeWhitt Betterson	New Mexico State	9/18/04
136	David McCombs	North Alabama	10/26/91
136	Wayne Thomas	Nicholls State	11/7/98
136	Derrick Washington	Alcorn State	11/12/94
135	Joel Whingter	ULM	10/15/05
133	Brandon Burks	New Mexico State	10/24/15
133	Eddie Coleman	Southern Illinois	10/12/91
132	Sullivan Walker	Mississippi College	11/6/76
131	DeWhitt Betterson	Mississippi State	10/5/02
130	Randall Lovejoy	Central Florida	10/22/94
130	Mike Turk	West Alabama	10/4/86
129	Jordan Chunn	Appalachian State	11/12/16
129	Joe Jackson	Eastern Kentucky	9/7/96
129	Larry Mason	Nicholls State	9/26/81
129	Sullivan Walker	West Alabama	10/2/76
126	Brandon Burks	Louisiana	11/7/13
125	Eddie Coleman	Central Florida	8/31/91
125	Ronald Roca Daniels	Nicholls State	9/24/77

125	Arrid Gregory	Central Florida	11/11/95
125	Arrid Gregory	McNeese State	10/12/96
125	Barney Jones	Northwestern State	9/7/74
124	Brandon Burks	NC State	9/5/15
124	DeWhitt Betterson	Arkansas State	10/16/04
124	Marrio Fraser	Southern Utah	9/14/02
124	Phillip Jones	Sam Houston State	10/23/99
124	David McCombs	Samford	11/2/91
123	DeWhitt Betterson	Middle Tennessee	11/20/04
123	Tony Jackson	Delta State	10/24/87
122	DeWhitt Betterson	Louisiana	11/13/04
122	DK Billingsley	Western Kentucky	10/11/22
122	Eddie Brundidge	Mississippi College	10/18/86
122	Bob Godsey	Tennessee-Martin	10/28/89
121	Thad Buttone	Jacksonville State	11/21/98
121	Joe Jackson	Central Florida	10/2/94
121	Freddie Taylor	North Alabama	10/22/88
120	DeWhitt Betterson	Southern Utah	9/14/02
120	Boyd Grant	Jacksonville State	11/11/78
120	LeBarron Black	Stephen F. Austin	11/6/99
120	Ted Horstead	Jacksonville State	11/16/85
119	DeWhitt Betterson	Marshall	9/27/03
119	Boyd Grant	Delta State	10/14/78
119	Steven Kelley	Eastern Kentucky	9/6/97
118	Brandon Burks	Louisiana	12/5/15
118	Brandon Burks	Georgia State	11/8/14
118	Phillip Jones	Northwestern State	10/31/98
118	Tank Summers	Jacksonville State	11/10/79
117	Richard Bassett	Nicholls State	9/28/74
117	Tony Jackson	Mississippi College	10/17/87
117	Jeremy Rowell	Cincinnati	11/5/94
116	Shawn Southward	Middle Tennessee	11/24/12
116	Ronald Roca Daniels	West Alabama	10/2/76
116	Ted Horstead	Delta State	10/26/84
116	Derrick Moore	Delta State	10/13/90
116	Mike Turk	Tennessee-Martin	11/9/85
115	LeBarron Black	Nicholls State	10/20/99
115	Doug Brown	Nicholls State	10/20/99
115	Ronald Roca Daniels	Mississippi College	11/5/77
115	Steven Kelley	Alcorn State	8/30/97
115	Ted Yarbrough	Central Florida	11/11/95
115	Deon Anthony	FIU	10/20/12
114	Demontray Carter	South Florida	9/20/00
114	Joe Jackson	Nicholls State	9/21/96
114	Randall Lovejoy	Samford	11/20/93
114	Randall Lovejoy	Cincinnati	11/5/94
114	Sullivan Walker	Alcorn State	9/18/76
113	Jordan Chunn	Idaho	11/2/17
113	Brandon Burks	Georgia State	10/12/13
113	Maurice Greer	Alcorn State	9/13/08
113	Ted Horstead	North Dakota State	12/8/84
113	Jermaine Richardson	Southeastern Louisiana	9/20/03
112	Kimani Vidal	Louisiana	11/5/22
112	Eddie Brundidge	Tennessee-Martin	11/8/86
112	Kenny Cattouse	Western Kentucky	11/10/07
112	DuJuan Harris	Central Michigan	1/6/10
112	Joe Jackson	McNeese State	11/1/97
112	Mareno Philyaw	Sam Houston State	10/11/97
112	Ted Yarbrough	Nicholls State	9/16/95
111	B.J. Smith	Liberty	10/13/18
111	Kaleb Barker	Georgia State	10/4/18
111	Eddie Coleman	Georgia Southern	11/16/91
111	Titus Dixon	Portland State	12/12/87
111	Omar Haugabook	FIU	12/2/06
110	Jordan Chunn	Akron	9/23/17
110	Ronald Roca Daniels	Jacksonville State	11/13/76
110	Wayne Thomas	Middle Tennessee	10/2/99
109	Kenny Cattouse	North Texas	10/4/05
109	Arrid Gregory	Northwestern State	11/9/96
109	Joe Jackson	Eastern Kentucky	9/6/97
109	Phillip Jones	Samford	10/25/97

109	Ted Yarbrough	Alcorn State	11/13/93
108	B.J. Smith	Campbell	8/31/19
108	Steven Kelley	Nicholls State	9/16/97
108	Terrell Smith	Alcorn State	8/31/96
107	Jamarius Henderson	Alabama State	9/9/17
107	Brandon Burks	ULM	11/7/15
107	Richard Bassett	North Alabama	10/26/74
107	DeWhitt Betterson	Utah State	11/16/02
107	Kenny Cattouse	Arkansas State	11/18/06
107	Omar Haugabook	Middle Tennessee	11/20/07
107	Ted Yarbrough	Samford	11/16/95
106	Kimani Vidal	Texas State	10/10/20
106	Ronald Roca Daniels	Southeastern Louisiana	10/9/76
106	Omar Haugabook	Florida Atlantic	12/1/07
106	Ted Horstead	Tennessee-Martin	11/9/85
106	Larry Mason	Southeastern Louisiana	10/10/81
106	Derrick Moore	West Alabama	9/9/89
106	Ted Yarbrough	Samford	11/20/93
105	LeBarron Black	UAB	9/7/02
105	DuJuan Harris	Ohio	12/18/10
105	Larry Mason	Valdosta State	10/3/92
105	Brad Stevens	Western Kentucky	10/19/91
104	Tony Jackson	Nicholls State	9/12/87
103	DK Billingsley	Arkansas State	9/28/19
103	B.J. Smith	Louisiana	11/3/18
103	B.J. Smith	Coastal Carolina	10/29/18
103	Arrid Gregory	Texas State	10/19/96
103	Ted Horstead	Jacksonville State	11/10/84
103	Joe Jackson	Jacksonville State	10/21/95
103	Fred Mixon	Albany State	9/19/81
103	Larry Russell	Southeastern Louisiana	10/11/75
103	Freddie Taylor	Delta State	10/14/89
103	Wayne Thomas	Texas State	10/22/98
102	B.J. Smith	South Carolina	10/2/21
102	Demontray Carter	Appalachian State	9/9/00
102	Eddie Coleman	Central Florida	9/19/92
102	Omar Haugabook	Arkansas State	10/27/07
102	Ted Horstead	Central State	11/24/84
102	Phillip Jones	Florida A&M	11/28/98
102	Phillip Jones	Cincinnati	9/11/99
102	David McCombs	Valdosta State	10/3/92
102	Willie Tullis	Delta State	10/18/80
102	Joel Whingter	South Carolina	9/24/05
101	Shawn Southward	Tennessee	11/3/12
101	Gerald Collins	Mississippi College	11/6/76
101	Arrid Gregory	Connecticut	9/10/04
101	DuJuan Harris	Western Kentucky	11/8/08
101	Bill Ragle	North Alabama	10/24/70
101	Wayne Thomas	Northwestern State	10/31/98
101	Mike Turk	Jacksonville State	11/14/87
100	DK Billingsley	South Alabama	10/16/19
100	DK Billingsley	Akron	9/21/19
100	Brandon Burks	South Alabama	10/5/13
100	LeBarron Black	Southern Utah	9/14/02
100	Casey Christensen	Jacksonville State	11/12/83
100	Ronald Roca Daniels	Nicholls State	9/5/76
100	Wayne Thomas	Florida A&M	11/28/98

100+ YARD RECEIVING GAMES

225	Danny Grant	McNeese State	11/2/68
213	Damion Willis	Louisiana	11/3/18
212	Rufus Cox	Central State	11/24/84
209	Jerrel Jernigan	Arkansas State	9/25/10
204	Doug Taylor	Southeastern Louisiana	10/3/70
203	Jerrel Jernigan	ULM	10/31/09
196	Perry Griggs	North Alabama	10/26/74
193	Vince Green	North Alabama	10/24/70
172	Kelvin Murdock	Jacksonville State	11/15/80
169	Heywood Skipper	ULM	11/10/01
168	Kevin Parker	McNeese State	12/4/93
165	Heywood Skipper	Cal-State Northridge	10/20/01



Danny Grant set a school record with 225 receiving yards against McNeese State in 1968

164	Kelvin Murdock	North Alabama	10/25/80
164	Mareno Philyaw	Nicholls State	11/14/98
157	Vince Green	Tennessee-Martin	11/7/70
156	Carl Smith	Delta State	10/15/83
155	Heywood Skipper	Jacksonville State	11/17/01
154	Chandler Worthy	Louisiana	9/8/12
154	Titus Dixon	Tennessee-Martin	11/7/87
154	Jerrel Jernigan	Central Michigan	1/6/10
153	Mykeal Terry	Florida Atlantic	11/11/06
152	Chris Williams	Georgia State	10/12/13
147	Eric Thomas	Tennessee	11/3/12
147	Jerrel Jernigan	Florida Atlantic	11/21/09
146	Robert Kilow	Western Kentucky	10/29/94
145	Kaylon Geiger	Coastal Carolina	11/2/19
144	Chip Reeves	Tennessee	11/3/12
143	Greg Harris	Jacksonville State	11/15/86
142	Chip Reeves	Arkansas State	11/17/12
142	Jerrel Jernigan	Louisiana	11/28/09
140	Mykeal Terry	Arkansas State	11/18/06
139	Greg Harris	Valdosta State	10/11/86
135	Jason Samples	Missouri	9/28/02
134	Rajae' Johnson	Coastal Carolina	12/3/22
133	Chandler Worthy	Ole Miss	11/16/13
133	Heywood Skipper	Middle Tennessee	9/8/01
132	Damion Willis	South Alabama	10/23/18
131	Teddy Ruben	Louisiana	12/5/15
131	Billy Dixon	UNLV	9/17/77
131	Jerrel Jernigan	FIU	10/18/08
131	Kelvin Murdock	Tennessee Tech	10/31/81
130	Reggie Todd	Georgia State	10/24/20
129	Eric Thomas	South Alabama	10/5/13
129	Virgil Seay	West Alabama	9/30/78
128	Khalil McClain	Georgia State	10/26/19
128	John Johnson	Idaho	10/1/16
128	Bryan Holmes	Texas State	11/29/13
128	Josh Allen	Louisiana	9/21/07
128	Jason Samples	Iowa State	9/21/02
128	Eric Thomas	Florida Atlantic	11/19/11
127	Tevaris McCormick	South Alabama	10/20/16
126	Kaylon Geiger	Arkansas State	10/31/20
126	Jeff Hammond	Alabama State	10/3/96
126	Kelvin Murdock	Mississippi College	10/3/81
126	Carl Smith	Jacksonville State	11/12/83

MILESTONE GAMES



Eric Thomas is among Troy's leaders with six 100-yard receiving games in his career; he caught six passes for 147 yards and two touchdowns at Tennessee

125	Eric Thomas	Arkansas State	9/12/13
125	Chip Reeves	UAB	9/1/12
125	Danny Grant	Delta State	10/11/69
125	Smokey Hampton	Florida Atlantic	11/5/05
125	Robert Kilow	Alcorn State	9/25/93
123	Demontray Carter	Appalachian State	9/9/00
123	Jerrel Jernigan	North Texas	10/25/08
122	Adarryll Ward	James Madison	11/26/94
121	Tez Johnson	Marshall	9/24/22
121	Kaylon Geiger	Texas State	10/10/20
120	Chip Reeves	North Texas	9/22/12
120	Orlando Parker	Western Kentucky	11/6/93
119	Orlando Parker	Alcorn State	11/13/93
118	Kaylon Geiger	Southern Miss	9/14/19
118	Jim Perkins	Austin Peay	9/19/70
117	Ismail Saleem	Austin Peay	9/3/16
117	Emanuel Thompson	Arkansas State	11/17/16
117	Bryan Holmes	Arkansas State	9/12/13
117	Vince Green	Delta State	10/11/69
117	Robert Kilow	McNeese State	12/4/93
116	Lee Hollingsworth	Delta State	10/26/84
115	Billy Dixon	Southern Miss	9/3/77
114	Kelvin Murdock	Tennessee-Martin	9/20/80
114	Bryant Stewart	Southeastern Louisiana	9/20/03
113	Eric Thomas	Georgia State	10/12/13
113	Jason Samples	Southeastern Louisiana	9/20/03
112	Daniel Brady	Louisiana	9/17/94
111	Kaylon Geiger	Arkansas State	9/28/19
111	Bryan Holmes	Idaho	11/15/14
111	Jonathan Carter	Alabama State	9/16/00
111	Greg Harris	South Dakota	12/6/86
111	Kelvin Murdock	North Alabama	10/20/79
110	Luke Whittemore	Southern Miss	9/14/19
110	Tray Eafford	Southern Miss	9/14/19
110	Kaylon Geiger	Georgia Southern	11/9/19
110	Luke Whittemore	Georgia Southern	11/10/18
110	Chip Reeves	Western Kentucky	10/11/12
110	Robert Kilow	Stephen F. Austin	11/27/93
109	Teddy Ruben	Idaho	10/17/15
109	Teddy Ruben	New Mexico State	10/24/15
108	Reggie Todd	Campbell	8/31/19
108	Kenny Edenfield	South Dakota	12/6/86

108	Eric Thomas	Middle Tennessee	9/24/11
107	Kelvin Murdock	Mississippi College	11/3/79
107	Mareno Philyaw	Texas State	10/16/99
106	Tez Johnson	Southern Miss	9/18/21
106	William Covington	Alcorn State	9/28/81
106	Kenny Edenfield	North Alabama	10/22/88
106	Julius Pittman	Delta State	10/13/90
105	Jabre Barber	Alabama A&M	9/10/22
105	Jonathan Carter	Appalachian State	11/25/00
105	Billy Dixon	Delta State	10/15/77
105	Perry Griggs	Alcorn State	9/20/75
105	Greg Harris	Valdosta State	10/10/87
105	Kelvin Murdock	Nicholls State	9/22/79
105	Toris Rutledge	Florida State	9/9/06
105	Heywood Skipper	Northwestern State	10/7/00
105	Charles Smoke	Northern Michigan	10/29/77
105	Tez Johnson	Western Kentucky	10/1/22
104	Khalil McClain	Southern Miss	9/14/19
104	Kaylon Geiger	Campbell	8/31/19
104	Gary Banks	Georgia Tech	9/16/06
104	John Cowart	Samford	9/13/69
104	Smokey Hampton	Middle Tennessee	11/25/06
104	Carl Smith	West Alabama	11/5/83
103	Kaylon Geiger	Coastal Carolina	12/12/20
102	Deondre Douglas	Boise State	9/1/18
102	Tebiarus Gill	Bowling Green	9/3/09
102	Vince Green	Delta State	10/10/70
102	Jerrel Jernigan	Georgia	11/3/07
101	Rajae' Johnson	Arkansas State	11/26/22
101	Jabre Barber	Marshall	9/24/22
101	Reggie Todd	Coastal Carolina	12/12/20
101	Damion Willis	Buffalo	12/22/18
101	Deondre Douglas	New Mexico State	9/16/17
101	Deondre Douglas	New Mexico State	11/24/16
101	Jonathan Carter	Jacksonville State	11/18/00
101	Andrew Davis	Western Kentucky	11/8/08
101	Chris Day	Maryland	11/3/01
100	Kaylon Geiger	Eastern Kentucky	10/17/20
100	Reggie Todd	Arkansas State	9/28/19

SINGLE-GAME LEADERS

Total Offense

Player	Opp.	Year	Yds
1. Sim Byrd	Samford	1968	545
2. Kaleb Barker	Southern Miss	2019	485
3. Corey Robinson	Louisiana	2012	476
Levi Brown	North Texas	2009	476
5. Omar Haugabook	Oklahoma State	2007	420
6. Jacob Free	Arkansas State	2020	419
7. Kaleb Barker	Georgia State	2019	416
8. Brandon Silvers	South Alabama	2016	413
9. Corey Robinson	Arkansas	2011	406
10. Levi Brown	North Texas	2008	405

Plays

Player	Opp.	Year	Plays
1. Levi Brown	LSU	2008	74
2. Corey Robinson	Louisiana	2012	72
3. Omar Haugabook	Florida	2007	70
4. Kaleb Barker	Arkansas State	2019	68
5. Corey Robinson	Arkansas	2011	66
6. Gunnar Watson	Louisiana	2021	62
Omar Haugabook	Florida	2007	62
8. Omar Haugabook	Oklahoma State	2007	61
9. Omar Haugabook	ULM	2007	59
10. Corey Robinson	Louisiana	2011	58

Rushing Yards

Player	Opp.	Year	Yds
1. Eddie Brundidge	Valdosta State	1984	244
2. Kimani Vidal	ULM	2022	242
3. DuJuan Harris	Louisiana	2008	232
4. DeWhitt Betterson	Utah State	2003	230
5. Eddie Brundidge	Jacksonville State	1986	226
6. Kimani Vidal	Arkansas State	2022	208
Kenny Cattouse	FIU	2007	208
8. Shawn Southward	UAB	2012	204
9. Sullivan Walker	Northern Michigan	1977	198
Dwayne Thompson	Tennessee-Martin	1982	198

Rushes

Player	Opp.	Year	Tot
1. DeWhitt Betterson	Utah State	2003	46
2. Eddie Brundidge	Jacksonville State	1986	41
LeBarron Black	Florida Atlantic	2002	41
4. Jordan Chunn	Southern Miss	2016	36
5. Kimani Vidal	Arkansas State	2022	33
DeWhitt Betterson	Middle Tennessee	2003	33
7. Jordan Chunn	Georgia State	2016	32
Eddie Brundidge	Virginia Union	1986	32
9. Jordan Chunn	Appalachian State	2016	31
10. Eddie Coleman	Samford	1992	30
Jordan Chunn	LSU	2017	30

Average Per Rush (min 10 carries)

Player	Opp.	Year	Avg
1. Dwayne Thompson	Tennessee-Martin	1982	18.0
2. Brandon Burks	New Mexico State	2014	17.6
3. Eddie Coleman	Nicholls State	1990	16.2
4. Kenny Cattouse	FIU	2007	14.9
5. Eddie Coleman	Southern Illinois	1992	13.9
6. Brandon Burks	New Mexico State	2015	13.3
7. Sullivan Walker	Northern Michigan	1977	13.2
8. Mike Turk	West Georgia	1986	13.0
9. Arrid Gregory	Samford	1996	12.9
10. Sullivan Walker	Tennessee-Martin	1975	12.7

All-Purpose Yards

Player	Opp.	Year	Yds
1. Jerrel Jernigan	Arkansas State	2010	311
2. Demontray Carter	Appalachian State	2000	309
3. Jerrel Jernigan	Oklahoma State	2010	277
4. Jerrel Jernigan	ULM	2009	268
5. Eddie Brundidge	Valdosta State	1984	244

6. Kimani Vidal	ULM	2022	242
7. Jerrel Jernigan	North Texas	2010	240
8. DuJuan Harris	Louisiana	2008	232
9. DeWhitt Betterson	Utah State	2003	230
10. Kenny Cattouse	FIU	2007	223

Passing Yards

Player	Opp.	Year	Yds
1. Kaleb Barker	Southern Miss	2019	504
2. Corey Robinson	Louisiana	2012	485
3. Levi Brown	Florida Atlantic	2009	477
4. Levi Brown	North Texas	2009	469
5. Sim Byrd	Samford	1968	443
6. Kaleb Barker	Georgia State	2019	421
7. Corey Robinson	Arkansas State	2012	417
8. Levi Brown	UAB	2009	413
9. Corey Robinson	UAB	2010	404
10. Corey Robinson	Florida Atlantic	2011	396

Pass Completions

Player	Opp.	Year	Com
1. Corey Robinson	Louisiana	2012	46
2. Levi Brown	North Texas	2008	40
3. Corey Robinson	Louisiana	2011	38
4. Corey Robinson	Arkansas	2011	36
5. Taylor Powell	ULM	2021	35
Corey Robinson	Duke	2013	35
Omar Haugabook	Florida Atlantic	2007	35
8. Gunnar Watson	Ole Miss	2022	34
Gunnar Watson	South Alabama	2020	34
Kaleb Barker	Arkansas State	2019	34
Kaleb Barker	Georgia State	2019	34
Sim Byrd	Delta State	1968	34
Levi Brown	LSU	2008	34

Touchdown Passes

Player	Opp.	Year	TD
1. Kaleb Barker	Texas State	2019	6
Sim Byrd	Concord	1968	6
Sim Byrd	Willamette	1968	6
4. Brandon Silvers	New Mexico State	2015	5
Sim Byrd	Texas A&M-International	1968	5
Sim Byrd	Samford	1968	5
Sim Byrd	McNeese State	1968	5
Kelvin Simmons	Alabama State	1993	5
9. Gunnar Watson	Alabama A&M	2022	4
Gunnar Watson	Texas State	2020	4
Kaleb Barker	Southern Miss	2019	4
Kaleb Barker	Arkansas State	2019	4
Kaleb Barker	Florida A&M	2018	4
Brandon Silvers	North Texas	2017	4
Brandon Silvers	Texas State	2017	4
Brandon Silvers	ULM	2015	4
Brandon Silvers	Louisiana	2015	4
Corey Robinson	Savannah State	2013	4
Corey Robinson	North Texas	2011	4
Corey Robinson	Ohio	2010	4
Levi Brown	ULM	2009	4
Jamie Hampton	Arkansas State	2008	4
Omar Haugabook	Rice	2006	4
Omar Haugabook	Alabama State	2006	4
Brock Nutter	Alabama State	2000	4

Pass Receptions

Player	Opp.	Year	Rec
1. Danny Grant	McNeese State	1968	16
2. Doug Taylor	Southeastern Louisiana	1970	13
Vince Green	North Alabama	1970	13
Jerrel Jernigan	ULM	2009	13
5. Kaylon Geiger	Coastal Carolina	2019	12
Damion Willis	North Texas	2017	11
Deondre Douglas	Clemson	2016	11
Jerrel Jernigan	Georgia	2007	11
Eric Thomas	Arkansas State	2011	11
10. 13 others tied at 10			

SINGLE - GAME RECORDS

Receiving Yards

Player	Opp.	Year	Yds
1. Danny Grant	McNeese State	1968	225
2. Damion Willis	Louisiana	2018	213
3. Rufus Cox	Central State	1984	212
4. Jerrel Jernigan	Arkansas State	2010	209
5. Doug Taylor	Southeastern Louisiana	1970	204
6. Perry Griggs	North Alabama	1974	196
7. Vince Green	North Alabama	1970	193
8. Kelvin Murdock	Jacksonville State	1980	172
9. Heyward Skipper	ULM	2001	169
10. Orlando Parker	McNeese State	1993	168

Points Scored

Player	Opp.	Year	Pts
1. Danny Grant	McNeese State	1968	30
2. Kimani Vidal	Arkansas State	2022	24
Thad Buttone	Sam Houston State	1999	24
Danny Grant	Arkansas State	1966	24
Sullivan Walker	Northern Michigan	1977	24
Eddie Brundidge	Jacksonville State	1986	24
Shawn Southward	Western Kentucky	2009	24
7. DK Billingsley	Georgia State	2019	18
Jordan Chunn	Alabama State	2017	18
Jordan Chunn	Ohio	2016	18
Eric Thomas	Savannah State	2013	18
Shawn Southward	UAB	2012	18
Gary Banks	Alabama State	2006	18
DeWhitt Betterson	Austin Peay	2002	18
Demontray Carter	Cal State-Northridge	2001	18
Demontray Carter	Appalachian State	2000	18
Kenny Cattouse	Louisiana	2007	18
Jason Samples	ULM	2003	18
Perry Griggs	North Alabama	1974	18
Danny Grant	Delta State	1969	18
Orlando Parker	Alabama State	1993	18
Tebiarus Gill	Ohio	2010	18
Shawn Southward	FIU	2010	18
D.J. Taylor	UAB	2011	18

Points Scored Kicking

Player	Opp.	Year	Pts
1. Sam Glusman	Alcorn State	2008	17
2. Jed Solomon	ULM	2015	15
Michael Taylor	Bowling Green	2010	15
Michael Taylor	Oklahoma State	2010	15
5. Tyler Sumpter	Louisiana	2018	14
Will Scott	Arkansas State	2012	14
7. Greg Whibbs	Florida Atlantic	2007	14
Lawrence Tynes	Alabama State	2000	14
9. Brooks Buce	Marshall	2022	13
Tyler Sumpter	Arkansas State	2019	13
Tyler Sumpter	South Alabama	2019	13
Tyler Sumpter	Texas State	2017	13
Ryan Kay	Southern Miss	2016	13

Interceptions

Player	Opp.	Year	Int
1. Montres Kitchens	Idaho	2014	3
Sherrrod Martin	Alcorn State	2008	3
Chris Archie	Sam Houston State	1999	3
Jerome Crowe	Northern Michigan	1977	3
Tyrone Ferguson	Jacksonville State	1968	3
Ronnie Shelley	North Alabama	1968	3

Total Tackles

Player	Opp.	Year	Tkl
1. Anthony Rabb	Middle Tennessee	1999	23
2. Carlton Martial	Army	2022	22
3. Carlton Martial	Coastal Carolina	2020	21
4. Brynden Trawick	Western Kentucky	2011	20
5. Carlton Martial	App State	2021	19
Naazir Yamini	Sam Houston State	2000	19
7. Carlton Martial	Marshall	2022	18
Carlton Martial	Texas State	2021	18
Naazir Yamini	Mississippi State	2002	18
Anthony Rabb	Texas State	1999	18

Quarterback Sacks

Player	Opp.	Year	Sks
1. Osi Umenyiora	Florida A&M	2002	4.0
2. Javon Solomon	Southern Miss	2021	3.5
Kenny Mainor	North Texas	2007	3.5
4. Marcus Webb	Georgia Southern	2019	3.0
Rashad Dillard	Idaho	2016	3.0
Byron Knight	Cal State-Northridge	2001	3.0
Al Lucas	Nicholls State	1999	3.0
Anthony Rabb	Texas State	1999	3.0
Osi Umenyiora	North Texas	2001	3.0
Osi Umenyiora	Utah State	2002	3.0
Osi Umenyiora	Mississippi State	2002	3.0
Osi Umenyiora	Florida Atlantic	2002	3.0
DeMarcus Ware	Utah State	2002	3.0
DeMarcus Ware	Florida A&M	2002	3.0
Davern Williams	Utah State	2002	3.0
DeMarcus Ware	Utah State	2004	3.0
DeMarcus Ware	Marshall	2004	3.0
Jonathan Massaquoi	ULM	2010	3.0
Jonathan Massaquoi	North Texas	2010	3.0

Tackles for Loss (Since 2001)

Player	Opp.	Year	TFL
1. Javon Solomon	Southern Miss	2021	5.0
2. Carlton Martial	Southern Miss	2019	4.5
3. Will Choloh	Liberty	2021	4.0
Kenny Mainor	North Texas	2007	4.0
Jonathan Massaquoi	North Texas	2010	4.0
6. Jarvis Hayes	Coastal Carolina	2018	3.5
Brandon Lang	North Texas	2008	3.5
Brandon Lang	Western Kentucky	2009	3.5
Carlton Martial	Missouri	2019	3.5
Javon Solomon	ULM	2021	3.5



Javon Solomon recorded a school record five tackles for loss at Southern Miss in 2021 and added 3.5 sacks, the second most in Troy history

Rushing Yards

	Year	Yards
1.	1987	4,162
2.	1986	3,741
3.	1996	3,435
4.	1984	3,361
5.	1995	3,326
6.	1994	3,323
7.	1992	3,126
8.	1993	2,912
9.	1985	2,840
10.	1983	2,386

* FBS Record - 2016; 2,263

Rushing Attempts

	Year	Rushes
1.	1987	758
2.	1996	708
3.	1986	680
4.	1984	649
5.	1993	599
6.	1983	583
7.	1992	579
8.	1985	565
9.	1994	546
10.	1988	544

* FBS Record - 2002; 536

Yards Per Rush

	Year	Yds	Yards
1.	1994	3,359	6.15
2.	1995	2,985	5.75
3.	1986	3,741	5.50
4.	1987	4,162	5.49
5.	1992	3,114	5.38
6.	1984	3,361	5.18
7.	1985	2,840	5.03
8.	1990	2,296	4.92
9.	2008	2,179	4.86
10.	1993	2,912	4.86

Rushing Touchdowns

	Year	TDs
1.	1996	44
	1994	44
3.	1987	41
4.	1995	37
5.	1993	34
	1986	34
7.	2017	30
8.	2009	29
9.	2016	28
	1992	28

Rushing Yards Per Game

	Year	Gms	Yards
1.	1986	12	311.8
2.	1987	14	297.3
3.	1985	10	284.0
4.	1992	11	283.1
5.	1994	12	279.9
6.	1995	11	271.4
7.	1984	13	258.5
8.	1996	14	245.3
9.	1988	10	231.3
10.	1990	10	229.6

* FBS Record - 2007; 182.6 (12)

Passing Attempts

	Year	Attempts
1.	2011	531
2.	2009	529
3.	2010	528
4.	2008	524
5.	2007	517
6.	2012	509
7.	2016	492
8.	2019	491
9.	1968	484
10.	2013	483

Passing Completions

	Year	Attempts
1.	2010	340
2.	2012	337
3.	2009	333
4.	2011	332
5.	2013	325
6.	2008	319
7.	2019	316
8.	2016	315
9.	2007	314
10.	2020	299

Passing Yards

	Year	Yards
1.	2009	4,375
2.	1968	4,010
3.	2012	3,978
4.	2013	3,867
5.	2010	3,859
6.	2019	3,758
7.	2017	3,505
8.	2011	3,496
9.	2022	3,400
10.	2016	3,386

Passing Touchdowns

	Year	TDs
1.	1968	48
2.	2010	33
	1993	33
4.	2019	30
5.	2013	28
6.	2008	26
7.	2018	25
	2016	25
9.	2009	24
10.	1970	24

Completion Percentage

	Year	Pct.
1.	2013	67.3
2.	2014	66.7
	2018	66.7
4.	2012	66.2
5.	2020	65.6
6.	2019	64.4
	2010	64.4
8.	2016	64.0
9.	1967	63.7
10.	2021	63.2

Pass Efficiency

	Year	Eff.
1.	1993	171.9
2.	1986	155.1
3.	1984	154.4
4.	1974	152.8
5.	2013	149.9
6.	1968	149.2
7.	2018	147.7
8.	2019	144.3
9.	2009	143.6
10.	1980	143.3



Rick Rhoades and Mike Turk

SEASON RECORDS

Yards Per Pass

	Year	Yards
1.	1974	9.7
2.	1993	9.6
3.	1984	9.4
4.	1986	9.2
5.	1980	9.0
6.	1999	8.7
7.	1967	8.6
8.	2022	8.5
	1977	8.5
10.	2009	8.3
	1968	8.3

Yards Per Completion

	Year	Yards
1.	1974	19.1
2.	1977	18.6
3.	1984	17.4
4.	1980	17.1
5.	1986	16.5
6.	1987	16.2
7.	1976	16.1
8.	1970	15.9
9.	1992	15.7
	1975	15.7

*FBS Record - 2004; 14.2

Passing Yards per Game

	Year	Gms	Yards
1.	2009	13	336.5
2.	1968	12	334.2
3.	2012	12	331.5
4.	2013	12	322.2
5.	2019	12	313.2
6.	2010	13	296.8
7.	2011	12	291.3
8.	2020	11	290.2
9.	2007	12	270.2
10.	2017	13	269.6

Total Offense Yards

	Year	Yards
1.	2009	6,314
2.	1987	6,030
3.	1993	6,013
4.	2012	5,985
5.	2010	5,895
6.	1994	5,624
7.	2016	5,585
8.	2013	5,559
9.	2019	5,475
10.	1986	5,443

Total Offense Per Game

	Year	Gms	Yards
1.	2012	12	498.8
2.	2009	13	485.7
3.	1994	12	468.7
4.	2013	12	463.2
5.	2019	12	456.2
6.	1986	12	453.6
7.	2010	13	453.5
8.	2007	12	452.8
9.	1968	12	447.6
10.	1987	14	430.7

Total Offense Per Play

	Year	Yards
1.	1994	6.56
2.	1993	6.53
3.	2009	6.49
4.	1986	6.30
5.	2017	6.24
6.	2012	6.20
	1995	6.20
	1984	6.20
9.	2019	6.13
10.	2013	6.04
	1967	6.04

All-Purpose Yards

	Year	Yards
1.	2009	7,856
2.	1993	7,627
3.	2010	7,289
4.	1987	7,267
5.	1994	7,058
6.	2007	7,025
7.	2012	6,970
8.	2008	6,922
9.	2016	6,854
10.	2017	6,832

All-Purpose Yards Per Game

	Year	Gms	Yards
1.	2009	13	604.3
2.	1994	12	587.3
3.	2007	12	585.4
4.	2012	12	580.8
5.	2010	13	560.7
6.	1986	12	552.3
7.	2013	12	548.2
8.	2019	12	545.8
9.	1993	14	544.8
10.	1995	11	532.9

Points Scored

	Year	Points
1.	1993	493
2.	2010	443
3.	2016	438
	2009	438
5.	1996	428
6.	2008	426
7.	1994	424
8.	1995	423
9.	1987	414
10.	2017	410

Points Per Game

	Year	Avg.
1.	1994	35.33
2.	1995	35.25
3.	1993	35.21
4.	2010	34.08
	2013	34.08
6.	2007	34.00
7.	2019	33.83
8.	2016	33.69
	2009	33.69
10.	1986	33.67

Touchdowns Scored

	Year	TDs
1.	1993	68
2.	1987	58
3.	2010	56
	1995	56
	1994	56
6.	2016	55
	2009	55
8.	2017	54
	2013	54
	1996	54

PAT Kicks Made

	Year	PAT
1.	1993	64
2.	2009	52
	1995	52
4.	2016	50



Deon Anthony and the 2012 Troy offense averaged a school record 498.8 yards per game

2013	50
2010	50
7. 1994	49
8. 2019	48
2008	48
2007	48

PAT Kicks Attempted

Year	Att
1. 1993	64
2. 1995	54
3. 2010	53
2009	53
5. 2016	52
2013	52
2008	52
8. 1996	50
1994	50
10. 2017	49
2007	49

PAT Kick Percentage

Year	Made-Att	Pct.
1. 2019	48-48	100.0
2018	45-45	100.0
2014	30-30	100.0
2005	20-20	100.0
2000	40-40	100.0
1998	22-22	100.0
1993	64-64	100.0
8. 2009	52-53	98.1
9. 2007	48-49	98.0
1994	49-50	98.0

Field Goals Made

Year	FG
1. 2008	20
2. 2018	18
3. 2016	18
2009	18
1996	18
6. 2022	17
2012	17
2010	17
9. 2007	16
2000	16
1987	16
1984	16

Field Goals Attempted

Year	Att
1. 2008	29
2. 2018	24
1996	24
1984	24
5. 2016	23
2009	23
1987	23
8. 2010	22
1988	22
10. 2020	21
2012	21
1986	21

Field Goal Percentage

Year	Made-Att	Pct.
1. 2022	17-19	89.5
2. 2007	16-18	88.9
3. 2021	8-9	88.9
4. 2012	17-21	81.0
5. 2004	12-15	80.0



Leodis McKelvin returned a school record three punts for a touchdown in 2007

6. 2000	16-20	80.0
1979	4-5	80.0
8. 2015	78.9	78.9
9. 2016	18-23	78.3
2009	18-23	78.3

Punt Yards

Year	Yards
1. 2003	3,305
2. 2004	3,276
3. 2000	3,052
4. 2002	2,871
5. 2011	2,843
6. 2016	2,820
7. 2010	2,702
8. 2022	2,646
9. 2013	2,615
10. 2021	2,606

Punt Attempts

Year	Att
1. 2003	80
2. 2004	78
3. 2000	77
4. 2002	76
5. 2016	69
2011	69
1997	69
8. 1996	68
9. 1991	67
1982	67

Yards Per Punt

Year	Yards
1. 2018	44.96
2. 2013	43.58
3. 2010	42.22
4. 2004	42.00
5. 2020	41.74
6. 1998	41.40
7. 2021	41.37
8. 2022	41.34
9. 2003	41.31
10. 2015	41.23

Punt Return Yards

Year	Yards
1. 2007	503

2. 2000	487
3. 1979	463
4. 1993	455
5. 1973	453
6. 1974	445
7. 1982	431
8. 2005	419
9. 1995	391
10. 1972	386

Punt Return Touchdowns

Year	TDs
1. 2007	3
1979	3
1974	3
4. 2004	2
2000	2
1987	2
1984	2
8. 17 Years	1

Kick Return Yards

Year	Yards
1. 2009	1,305
2. 2014	1,157
3. 2011	1,142
4. 1994	1,077
5. 2008	1,025
6. 1993	1,023
7. 2007	984
8. 2017	970
9. 2010	957
10. 2004	956

Kick Return Average

Year	Yards
1. 2017	27.71
2. 1975	25.52
3. 1991	25.41
4. 1997	25.35
5. 2018	25.00
6. 1993	24.95
7. 1973	24.25
8. 2004	23.90
9. 1972	23.87
10. 1987	23.19

SEASON RECORDS



Johnny Faulk had a team-high five interceptions in 2004

Kick Return TDs

	Year	TDs
1.	2017	3
2.	2014	2
	2000	2
	1993	2
5.	18 Years	1

Interception Return Yards

	Year	Yards
1.	1976	440
2.	1982	403
	2004	403
4.	1980	347
5.	1996	345
6.	1995	341
7.	2018	322
	1969	304
9.	1979	297
10.	1997	280
	1999	280

Interceptions

	Year	Int
1.	2004	25
	1976	25
3.	1982	23
	1969	23
5.	2016	22
	1996	22
	1984	22
	1980	22
9.	2008	21
10.	1988	20
	1985	20

Interception Return for Touchdowns

	Year	TDs
1.	2004	4
	1987	4
3.	2021	3
4.	2000	3
	1969	3
6.	16 Years	2

Tackle for Loss

	Year	TFL
1.	2017	112
2.	1999	105
3.	2008	103
	2004	103
5.	2002	102
6.	2018	99
7.	2016	92
	2010	92
9.	2006	91
	1998	91

Sacks

	Year	Sacks
1.	1995	44
2.	1998	43
3.	2017	42
4.	2022	41
5.	2008	40.5
	2004	40.5
7.	2010	40
	1993	40
9.	2018	39
10.	2002	38
	2021	38

Fumbles Forced

	Years	Fumbles
1.	1994	23
2.	2003	22
3.	1993	21
4.	2002	20
5.	2001	19
6.	2013	18
	2007	18
8.	2018	15
	2012	15
	2000	15
	1997	15

Fumbles Recovered

	Years	Fumbles
1.	2003	19
	2002	19
3.	1996	17
	1995	17
5.	1996	17
6.	2010	16
7.	2007	15
	1993	15
9.	2012	14
	1999	14

Pass Break Ups

	Year	PBU
1.	1999	67
2.	1996	66
3.	2000	64
4.	2003	63
5.	2004	62
6.	2001	55
7.	2016	54
8.	1993	52
9.	2022	50
	1995	50

Blocked Kicks

	Years	Blocks
1.	2020	3
	2017	3

	2013	3
	2003	3
	2002	3
	1999	3
	1997	3
8.	2021	2
	2018	2
	2009	2
	2008	2
	2007	2
	2004	2
	2001	2
	1993	2
	1992	2

Following Records are from 1993-present (Division I Era)

Fewest Rushing Yards Allowed

	Year	Yards
1.	1998	940
2.	1997	1,058
3.	1999	1,098
4.	2000	1,167
5.	2004	1,211
6.	2002	1,265
7.	2017	1,374
8.	1995	1,427
9.	2003	1,506
10.	2016	1,562
	2005	1,578

Fewest Rushing Touchdowns Allowed

	Year	TDs
1.	2017	7
2.	2000	8
	1997	8
4.	2002	9
	1998	9
6.	1999	11
7.	2004	12
	1995	12
9.	2016	13
10.	1996	14
	1993	14

Fewest Rushing Yards Per Game Allowed

	Year	Gms	Yards
1.	1998	12	78.3
2.	1999	13	84.5
3.	1997	11	96.2
4.	2000	12	97.2
5.	2004	12	100.9
6.	2002	12	105.4
7.	2017	13	105.7
8.	2022	14	119.5
9.	1993	14	119.9
10.	2016	13	120.2

Fewest Passing Yards Allowed

	Year	Yards
1.	1995	1,157
2.	1997	1,677
3.	2005	2,022
4.	2002	2,059
5.	2001	2,121
6.	2007	2,197
7.	1998	2,239
8.	1999	2,315
9.	2021	2,339
10.	2000	2,363



Antonio Garcia and the 2016 Troy offensive line allowed just eight sacks over the course of the 13-game season; the second fewest in school history

Fewest Passing Touchdowns Allowed

	Year	TDs
1.	1995	6
2.	2004	9
	1997	9
4.	2005	10
5.	2003	11
6.	1993	12
7.	2002	13
	2000	13
	1998	13
10.	2022	14
	2001	14
	1999	14

Fewest Passing Yards Per Game Allowed

	Year	Gms	Yards
1.	1995	11	141.5
2.	1997	11	152.5
3.	2002	12	171.6
4.	1999	13	178.1
5.	2007	12	183.1
6.	2005	11	183.8
7.	1993	14	186.4
8.	1998	12	186.6
9.	2008	13	187.8
10.	2001	11	192.8

Fewest Total Offense Allowed

	Year	Yards
1.	1997	2,735
2.	1995	2,984
3.	1998	3,179
4.	2002	3,324
5.	1999	3,413
6.	2000	3,530
7.	2005	3,600
8.	2004	3,732
9.	2001	4,025
10.	2021	4,055

Fewest Total Offense Per Game Allowed

	Year	Gms	Yards
1.	1997	11	248.6
2.	1999	13	262.5
3.	1998	12	264.9
4.	1995	11	271.3
5.	2002	12	277.0
6.	2000	12	294.2
7.	1993	14	306.2
8.	2004	12	311.0
9.	2022	14	326.4
10.	2008	13	327.5

Fewest Points Allowed

	Year	Points
1.	1995	144
2.	1997	157
3.	1998	180
4.	2000	193
5.	2004	200
	1999	200
7.	1993	225
8.	2022	240
	2017	240
10.	1996	250

Fewest Points Per Game Allowed

	Year	Gms	Points
1.	1995	12	12.00
2.	1997	11	14.27
3.	1998	12	15.00
4.	1999	13	15.38
5.	1993	14	16.07
6.	2000	12	16.08
7.	2004	12	16.67
8.	2022	14	17.14
9.	1996	14	17.86
10.	2017	12	18.46

Fewest Yards Per Punt Return Allowed

	Year	Yards
1.	2012	2.00
2.	2008	2.53
3.	2006	5.00
4.	2009	5.53
5.	1995	5.56
6.	2019	5.88
7.	1994	5.92
8.	2018	6.00
9.	2022	6.72
10.	2021	6.74

Fewest Yards Per Kickoff Return Allowed

	Year	Yards
1.	2021	17.25
2.	2001	17.26
3.	2015	17.50
4.	2022	17.61
5.	2016	17.69
6.	1994	17.83
7.	2019	17.85
8.	2008	17.90
9.	1999	18.02
10.	1993	18.37

Fewest Interceptions Thrown

	Year	Ints
1.	2014	4
2.	2000	5
	1996	5
	1995	5
5.	2017	7
	1998	7
7.	2018	8
	1994	8
9.	2013	9
	1999	9
	1993	9

Fewest Sacks Allowed

	Year	Sacks
1.	1996	7
2.	2016	8
3.	1995	9
4.	1997	14
5.	2008	14.5
6.	2017	15
7.	2012	15.5
8.	1993	17
	1994	17
10.	2015	18
	1998	18

SEASON RECORDS

Rushing Yards

Player	Rushes	Yards
1. Arrid Gregory, 1996	212	1,337
2. Jordan Chunn, 2016	279	1,288
3. DeWhitt Betterson, 2004	256	1,286
4. B.J. Smith, 2018	219	1,186
5. DeWhitt Betterson, 2003	244	1,161
6. Kimani Vidal, 2022	231	1,132
7. DuJuan Harris, 2008	210	1,128
8. Ted Horstead, 1984	238	1,123
9. Eddie Coleman, 1992	160	1,044
10. Shawn Southward, 2012	194	1,012

Rushing Attempts

Player	Rushes
1. Jordan Chunn, 2016	279
2. DeWhitt Betterson, 2004	256
3. DeWhitt Betterson, 2003	244
4. Ted Horstead, 1984	238
5. Kimani Vidal, 2022	231
6. Mitch Lewis, 1987	228
7. Brandon Burks, 2015	224
Joe Jackson, 1996	224
9. B.J. Smith, 2018	219
10. Arrid Gregory, 1996	212

Avg. Yards Per Rush (min 20 att)

Player	Yds	Avg
1. Jimmie Haywood, 1985	404	10.92
2. Tommy Dugosh, 1986	427	9.70
3. Derrick Washington, 1994	654	8.96
4. Joe Jackson, 1994	328	8.86
5. Steven Coleman, 1994	358	8.73
6. Kaleb Barker, 2017	181	8.62
7. Jamarius Henderson, 2017	355	7.89
8. Robert Carter, 1987	263	7.31
9. Arrid Gregory, 1995	555	7.30
10. Richard Bassett, 1973	317	7.20

Rushing Touchdowns

Player	TDs
1. Joe Jackson, 1986	17
2. Jordan Chunn, 2016	16
3. Jeremy Rowell, 1994	15
4. Jordan Chunn, 2013	14
Jimmy Godwin, 1993	14
6. Joe Jackson, 1995	13
B.J. Smith, 2018	13
8. Shawn Southward, 2009	12
9. DuJuan Harris, 2008	11
Omar Haugabook, 2007	11

Avg. Yards Per Game (min 5 gms)

Player	Gms	Avg
1. DeWhitt Betterson, 2004	12	107.2
2. Jordan Chunn, 2016	13	99.1
3. DeWhitt Betterson, 2003	12	96.8
4. Eddie Coleman, 1992	11	96.9
5. Arrid Gregory, 1996	14	95.5
6. B.J. Smith, 2018	13	91.2
7. Boyd Grant, 1978	9	91.1
8. Ted Horstead, 1986	6	88.3
9. Ted Horstead, 1984	13	86.4
10. Shawn Southward, 2012	12	84.3

Passing Attempts

Player	Attempts
1. Corey Robinson, 2011	508
2. Corey Robinson, 2010	505
3. Levi Brown, 2009	504
4. Omar Haugabook, 2007	475
5. Kaleb Barker, 2019	460
Brandon Silvers, 2016	460
7. Brandon Silvers, 2017	443



DeWhitt Betterson is Troy's all-time rushing leader (3,441 yards) in addition to holding the single-season record for yards per game (107.2) in 2004.

8. Corey Robinson, 2013	421	6. Brandon Silvers, 2017	3,290
8. Sim Byrd, 1968	414	7. Brandon Silvers, 2016	3,180
10. Omar Haugabook, 2006	393	8. Corey Robinson, 2012	3,121
		9. Omar Haugabook, 2007	2,975
		10. Kelvin Simmons, 1993	2,924

Passing Completions

Player	Attempts
1. Levi Brown, 2009	321
Corey Robinson, 2010	321
3. Corey Robinson, 2011	316
4. Kaleb Barker, 2019	299
5. Brandon Silvers, 2016	293
6. Omar Haugabook, 2007	291
7. Corey Robinson, 2013	285
8. Brandon Silvers, 2017	283
9. Sim Byrd, 1968	260
10. Corey Robinson, 2012	257

Passing Yards

Player	Yards
1. Levi Brown, 2009	4,254
2. Corey Robinson, 2010	3,726
3. Kaleb Barker, 2019	3,628
4. Sim Byrd, 1968	3,569
5. Corey Robinson, 2011	3,411

Passing Touchdowns

Player	TDs
1. Sim Byrd, 1968	41
2. Kelvin Simmons, 1993	31
3. Kaleb Barker, 2019	30
4. Corey Robinson, 2010	28
5. Levi Brown, 2009	23
Brandon Silvers, 2016	23
7. Sim Byrd, 1967	22
8. Corey Robinson, 2011	21
Omar Haugabook, 2006	21
10. Brandon Silvers, 2015	20
Corey Robinson, 2013	20

Passes Intercepted

Player	INTs
1. Al Head, 1970	24
2. Sim Byrd, 1968	21
3. Omar Haugabook, 2006	17

Passing Efficiency (Based on NCAA formula, min. 49 attempts)

Player	Completions	Attempts	INT	Rating
1. Sim Byrd, 1967	184	286	14	196.7
2. Al Head, 1969	54	75	3	179.2
3. Kelvin Simmons, 1993	191	302	6	174.5
4. Bobby Lee, 1974	77	143	6	164.6
5. Kaleb Barker, 2018	92	126	2	163.6
6. Carey Christensen, 1984	45	80	0	162.2
7. Jarret Doege, 2022	44	64	3	160.6
8. Mike Turk, 1986	65	113	3	160.1
9. Deon Anthony, 2012	79	113	3	154.5
10. Stan Davis, 1995	28	49	0	152.7

Scoring

Player	PAT	FG	TD	Total
1. Sam Glusman, 2008	48	20	0	108
2. Ted Clem, 1987	57	16	0	105
3. Ryan Kay, 2016	48	18	0	102
Joe Jackson, 1996	0	0	17	102
5. Michael Taylor, 2010	50	17	0	101
6. Matt Huerkamp, 1996	46	18	0	100
7. Tyler Sumpter, 2018	45	18	0	99
8. Jordan Chunn, 2016	0	0	16	96
Greg Whibbs, 2007	48	16	0	96
10. Brooks Buce, 2022	41	17	0	92



Jerrel Jernigan holds the Troy single-season records for all-purpose yards, all-purpose yards/game, receptions and receptions/game

4.	Hansell Bearden, 2002	16
5.	Corey Robinson, 2011	15
	Corey Robinson, 2010	15
	Omar Haugabook, 2007	15
	John McKinnon, 1982	15
9.	Sim Byrd, 1967	14
10.	Bob Godsey, 1988	13
	Brock Nutter, 2001	13

Completion Percentage (min. 100 att.)

Player	Pct.	
1.	Kaleb Baker, 2018	73.0
2.	Brandon Silvers, 2014	70.5
3.	Gunnar Watson, 2020	70.1
4.	Deon Anthony, 2012	69.9
5.	Corey Robinson, 2013	67.7
6.	Corey Robinson, 2012	66.1
	Taylor Powell, 2021	66.1
8.	Kaleb Barker, 2019	65.0
9.	Sim Byrd, 1967	64.3
10.	Brandon Silvers, 2017	63.9

Average Yards/Att. (min 100 att.)

Player	Avg.	
1.	Bobby Lee, 1974	10.3
2.	Kelvin Simmons, 1993	9.7
3.	Mike Turk, 1986	9.4
4.	Willie Tullis, 1980	9.3
5.	Mike Turk, 1984	9.2
6.	Phillip Brazell, 1977	8.8
7.	Brock Nutter, 1999	8.7
8.	Sim Byrd, 1968	8.6
	Sim Byrd, 1967	8.6
10.	Gunnar Watson, 2022	8.4
	Levi Brown, 2009	8.4
	Kelvin Simmons, 1992	8.4
	Bobby Lee, 1975	8.4

Average Yds/Comp. (min 100 att.)

Player	Avg.	
1.	Phillip Brazell, 1977	19.2
	Bobby Lee, 1974	19.2
3.	Mike Turk, 1984	18.0

4.	Willie Tullis, 1980	17.4
	Gerald Collins, 1976	17.4
6.	Mike Turk, 1987	16.8
7.	Lionel Rainey, 1969	16.4
8.	Mike Turk, 1986	16.3
9.	Bobby Lee, 1975	16.0
	Al Head, 1970	16.0

Passing Yds/Game (min 5 games)

Player	Avg.	
1.	Levi Brown, 2009	327.2
2.	Kaleb Barker, 2019	302.3
3.	Sim Byrd, 1968	297.4
4.	Corey Robinson, 2010	286.6
5.	Corey Robinson, 2011	284.2
6.	Corey Robinson, 2012	283.7
7.	Corey Robinson, 2013	268.2
8.	Brandon Silvers, 2017	253.1
9.	Omar Haugabook, 2007	247.9
10.	Sim Byrd, 1967	245.7

Receiving Yards

Player	Yards	
1.	Rufus Cox, 1984	1,169
2.	Jerrel Jernigan, 2009	1,101
3.	Chip Reeves, 2012	1,050
4.	Vince Green, 1970	1,030
5.	Danny Grant, 1968	1,002
6.	Heyward Skipper, 2001	995
7.	Eric Thomas, 2013	993
8.	Orlando Parker, 1993	983
9.	Bobby Enslin, 1968	970
10.	Robert Kilow, 1993	933

Receptions

Player	Rec.	
1.	Jerrel Jernigan, 2010	84
2.	Emanuel Thompson, 2016	80
3.	Kaylon Geiger, 2019	77
	Jerrel Jernigan, 2008	77
5.	Danny Grant, 1968	72
6.	Jerrel Jernigan, 2009	71
7.	Gary Banks, 2006	68

8.	Tez Johnson, 2021	67
	Eric Thomas, 2011	67
10.	Eric Thomas, 2013	66

Pass Reception Touchdowns

Player	TDs	
1.	Danny Grant, 1968	14
	Danny Grant, 1966	14
3.	Eric Thomas, 2013	12
	Robert Kilow, 1993	12
	Bobby Enslin, 1968	12
6.	Damion Willis, 2018	10
	Vince Green, 1970	10
	Danny Grant, 1967	10
9.	Teddy Ruben, 2015	9
	Eric Thomas, 2011	9
	Heyward Skipper, 2001	9
	Orlando Parker, 2001	9
	Jonathan Carter, 2000	9
	Vince Green, 1969	9

Avg. Yds/Reception (min 10 rec.)

Player	Avg.	
1.	Billy Dixon, 1977	26.17
2.	Kelvin Murdock, 1980	25.36
3.	Virgil Seay, 1978	22.93
4.	Titus Dixon, 1986	21.87
5.	Bobby Enslin, 1967	21.33
6.	Daniel Brady, 1995	21.29
7.	Jim Perkins, 1970	21.10
8.	William Covington, 1992	21.00
9.	Orlando Parker, 1993	20.91
10.	Rufus Cox, 1984	20.88

Receptions/Game (min 5 games)

Player	Avg.	
1.	Jerrel Jernigan, 2010	6.46
2.	Kaylon Geiger, 2019	6.42
	Jerrel Jernigan, 2008	6.42
4.	Emanuel Thompson, 2016	6.15
5.	Danny Grant, 1968	6.00
	Danny Grant, 1966	6.00
7.	Kaylon Geiger, 2020	5.82
8.	Tez Johnson, 2021	5.58
9.	Eric Thomas, 2013	5.50
10.	Jerrel Jernigan, 2009	5.46

Total Offensive Yards

Player	Total	
1.	Levi Brown, 2009	4,261
2.	Kaleb Barker, 2019	3,765
3.	Corey Robinson, 2010	3,626
4.	Omar Haugabook, 2007	3,592
5.	Sim Byrd, 1968	3,443
6.	Brandon Silvers, 2017	3,340
7.	Corey Robinson, 2011	3,333
8.	Brandon Silvers, 2016	3,308
9.	Kelvin Simmons, 1993	3,250
10.	Corey Robinson, 2013	3,108

TD's Responsible For

Player	TDs	
1.	Sim Byrd, 1968	41
2.	Kelvin Simmons, 1993	37
3.	Kaleb Barker, 2019	32
4.	Omar Haugabook, 2007	30
5.	Corey Robinson, 2010	28
6.	Brandon Silvers, 2016	27
7.	Omar Haugabook, 2006	26
8.	Levi Brown, 2009	24
	Jeremy Rowell, 1994	24
10.	Brandon Silvers, 2017	22

SEASON RECORDS

Brandon Silvers, 2015	22
Corey Robinson, 2011	22
Mike Turk, 1987	22
Willie Tullis, 1980	22
Al Head, 1970	22
Sim Byrd, 1967	22

Total Offense/Gm (min 5 games)

Player	Avg.
1. Levi Brown, 2009	327.8
2. Kaleb Barker, 2019	313.8
3. Omar Haugabook, 2007	299.3
4. Sim Byrd, 1968	286.9
5. Corey Robinson, 2012	279.5
6. Corey Robinson, 2010	278.9
7. Corey Robinson, 2011	277.8
8. Corey Robinson, 2013	259.0
9. Brandon Silvers, 2017	256.9
10. Jamie Hampton, 2008	256.4

Total Off./Play (min 100 plays)

Player	Avg.
1. Carey Christensen, 1984	8.01
2. Kelvin Simmons, 1993	7.97
3. Sim Byrd, 1968	7.81
4. Sim Byrd, 1867	7.73
5. Willie Tullis, 1980	7.64
Levi Brown, 2009	7.64
7. Corey Robinson, 2012	7.50
8. Mike Turk, 1986	7.20
9. DeWhitt Betterson, 2002	7.04
10. Kelvin Simmons, 1992	7.02

Touchdowns Scored

Player	TDs
1. Joe Jackson, 1996	17
2. Jordan Chunn, 2016	16
3. Jeremy Rowell, 1994	15
4. Jordan Chunn, 2013	14
DuJuan Harris, 2008	14
Danny Grant, 1966	14
Danny Grant, 1968	14
Jimmy Godwin, 1993	14
9. Joe Jackson, 1995	13
Demontray Carter, 2001	13
B.J. Smith, 2018	13

All-Purpose Yards

1. Jerrel Jernigan, 2009	2,264
2. Jerrel Jernigan, 2010	2,080
3. Arrid Gregory, 1996	1,825
4. Titus Dixon, 1987	1,625
5. Perry Griggs, 1974	1,585
6. Teddy Ruben, 2015	1,559
7. Danny Grant, 1968	1,518
8. Jordan Chunn, 2016	1,516
9. Robert Kilow, 1993	1,456
10. Demontray Carter, 2001	1,448

All-Purpose Yards/Game

Player	Yards	Avg.
1. Jerrel Jernigan, 2009	2264	174.2
2. Jerrel Jernigan, 2010	2080	160.0
3. Perry Griggs, 1974	1585	158.5
4. Demontray Carter, 2001	1448	131.6
5. Arrid Gregory, 1996	1825	130.4
6. Teddy Ruben, 2015	1559	129.9
7. Carl Smith, 1982	1272	127.2
8. Danny Grant, 1958	1518	126.5
9. Demontray Carter, 2000	1389	126.3
10. Eddie Coleman, 1992	1308	118.9



Omar Haugabook ranks among the top 10 in total offense, passing yards, rushing touchdowns, passing completions, passing attempts, passing touchdowns and total touchdowns

PAT Kicks Made

Player	PATs
1. Ollie Quass, 1993	59
2. Ted Clem, 1987	57
3. Ollie Quass, 1995	52
4. Michael Taylor, 2010	50
5. Will Scott, 2013	49
6. Ryan Kay, 2016	48
Sam Glusman, 2008	48
Greg Whibbs, 2007	48
9. Ollie Quass, 1994	48
10. Tyler Sumpter, 2019	46
Matt Huerkamp, 1996	46

PAT Kicks Attempted

Player	Att.
1. Ted Clem, 1987	59
Ollie Quass, 1993	59
3. Ollie Quass, 1995	54
4. Michael Taylor, 2010	53
5. Sam Glusman, 2008	52
6. Will Scott, 2013	51
7. Matt Huerkamp, 1996	50
8. Greg Whibbs, 2007	49
9. Ryan Kay, 2016	48
Ollie Quass, 1994	48

PAT Kick Percentage (min 15 att.)

Player	Pct.
1. Ollie Quass, 1993 (59-59)	100.0
Ryan Kay, 2016 (48-48)	100.0
Tyler Sumpter, 2019 (46-46)	100.0
Tyler Sumpter, 2018 (45-45)	100.0
Lawrence Tynes, 2000 (40-40)	100.0
Ted Clem, 1986 (39-39)	100.0
Tyler Sumpter, 2017 (34-34)	100.0
Ted Clem, 1985 (31-31)	100.0
Ryan Kay, 2014 (30-30)	100.0
Don Van Wie, 1983 (25-25)	100.0
Lawrence Tynes, 1998 (24-24)	100.0
Greg Whibbs, 2005 (19-19)	100.0

Field Goals Made

Player	FGs
1. Sam Glusman, 2008	20
2. Tyler Sumpter, 2018	18
Ryan Kay, 2016	18

Matt Huerkamp, 1996	18
5. Will Scott, 2012	17
6. Michael Taylor, 2010	17
7. Greg Whibbs, 2007	16
Lawrence Tynes, 2000	16
Ted Clem, 1987	16
Ted Clem, 1984	16

Field Goals Attempted

Player	Att.
1. Sam Glusman, 2008	29
2. Tyler Sumpter, 2018	24
Matt Huerkamp, 1996	24
4. Ryan Kay, 2016	23
Ted Clem, 1987	23
Ted Clem, 1984	23
7. Michael Taylor, 2010	22
8. Will Scott, 2012	21
9. Brian Wilson, 1988	21
Evan Legasse, 2020	21

Field Goal Pct. (min 10 attempts)

Player	Pct.
1. Brooks Buce, 2022 (17-19)	89.5
2. Greg Whibbs, 2007 (16-18)	88.9
3. Greg Whibbs, 2004 (12-14)	85.7
4. Will Scott, 2012 (17-21)	81.0
5. Lawrence Tynes, 2000 (12-14)	80.0
6. Jed Solomon, 2015 (15-19)	78.9
7. Michael Taylor, 2009 (11-14)	78.6
8. Ryan Kay, 2016 (18-23)	78.3
9. Tyler Sumpter, 2019 (14-18)	77.8
10. Michael Taylor, 2010 (17-22)	77.3

Punt Yards

Player	Yds.
1. Thomas Olmsted, 2003	3,304
2. Thomas Olmsted, 2004	3,272
3. Matt Allen, 2000	3,052
4. Thomas Olmsted, 2002	2,871
5. Ryan Kay, 2016	2,280
6. Will Goggans, 2011	2,773
7. Matt Allen, 1998	2,746
8. Will Goggans, 2010	2,702
9. Michael Rivers, 2022	2,610
10. Luke Magliozzi, 2021	2,594



Lawrence Tynes, who won two Super Bowls with the New York Giants, ranks among the top 10 in Troy history in all of the place kicking categories

Punt Attempts

Player	Att.
1. Thomas Olmsted, 2003	78
2. Matt Allen, 2000	76
Thomas Olmsted, 2004	76
4. Thomas Olmsted, 2002	72
5. Ryan Kay, 2016	69
6. Wes Garner, 1996	68
Will Goggans, 2011	68
8. Matt Allen, 1998	66
9. Doug Crane, 1982	65
Rodney Glass, 1991	65

Average Yards/Punt (min 20 att.)

Player	Avg.
1. Jack Martin, 2020	46.12
2. Tyler Sumpter, 2018	45.13
3. Will Scott, 2013	44.54
4. Sim Byrd, 1968	44.38
5. Thomas Olmsted, 2004	43.05
6. Luke Magliozzi, 2021	42.52
7. Thomas Olmsted, 2003	42.36
8. David Cooper, 1969	42.31
9. Will Goggans, 2010	42.21
10. Michael Rivers, 2022	42.10

Punt Return Yards

Player	Yds
1. Virgil Seay, 1979	457
2. Leodis McKelvin, 2007	436
3. Leodis McKelvin, 2005	417
4. Carl Smith, 1982	411
5. Maurice Stringer, 1995	328
6. Virgil Seay, 1978	326
7. William Covington, 1992	318
8. Leodis McKelvin, 2006	314
9. Jerrel Jernigan, 2010	306
10. Leodis McKelvin, 2004	304

Punt Returns

Player	Returns
1. Carl Smith, 1982	35
2. Greg Harris, 1987	34
3. Leodis McKelvin, 2005	33
4. Maurice Stringer, 1995	32
5. Ronnie Shelley, 1968	30
6. Leodis McKelvin, 2006	28

Cornelius Williams, 2009	28
Justin Albert, 2011	28
9. Julius Pittman, 1990	27
10. William Covington, 1991	26
Leodis McKelvin, 2004	26

Punt Return Touchdowns

Player	TDs
1. Leodis McKelvin, 2007	3
Virgil Seay, 1979	3
Perry Griggs, 1974	3
4. Leodis McKelvin, 2004	2
Heyward Skipper, 2000	2
Virgil Seay, 1978	2
John Raburn, 1972	2
8. Cedarius Rookard, 2018	1
Teddy Ruben, 2015	1
Jerrel Jernigan, 2010	1
Rufus Cox, 1984	1
Tony Myrick, 1973	1
Tony Myrick, 1971	1

Average Yds/Punt Return (min 5 att.)

Player	Avg.
1. Perry Griggs, 1974	28.00
2. Bryan Holmes, 2013	20.60
3. Virgil Seay, 1979	18.28
4. Leodis McKelvin, 2007	17.44
5. Bobby Enslin, 1967	17.33
6. Perry Griggs, 1975	15.75
7. Heyward Skipper, 2000	15.50
8. Virgil Seay, 1978	14.82
9. Carl Smith, 1981	14.17
10. John Raburn, 1972	14.15

Kickoff Return Yards

Player	Yds
1. Jerrel Jernigan, 2009	897
2. Marcus Jones, 2017	879
3. Leodis McKelvin, 2007	765
4. Titus Dixon, 1987	747
5. Chandler Worthy, 2014	704
6. Jorrick Calvin, 2008	693
7. Leodis McKelvin, 2006	634
8. Jerrel Jernigan, 2010	630
9. Leodis McKelvin, 2005	619
10. Titus Dixon, 1986	600

Kickoff Returns

Player	Returns
1. Jerrel Jernigan, 2009	39
2. Leodis McKelvin, 2007	33
3. Marcus Jones, 2017	29
Titus Dixon, 1987	29
5. Chandler Worthy, 2014	27
Jorrick Calvin, 2008	27
Leodis McKelvin, 2006	27
8. Carl Smith, 1982	26
Perry Griggs, 1974	26
10. Jerrel Jernigan, 2010	25
Jimmie Haywood, 1984	25

Kickoff Return Touchdowns

Player	TDs
1. Marcus Jones, 2017	3
2. Chandler Worthy, 2014	2
Frank Sadler, 1957	2
4. Marcus Jones, 2018	1
Jabir Daughtry-Frye, 2016	1
Jerrel Jernigan, 2010	1
Bryan Willis, 2009	1
Jorrick Calvin, 2008	1
Leodis McKelvin, 2005	1
Demontray Carter, 2000	1
Arrid Gregory, 1996	1
Cliff Shamburger, 1993	1
Titus Dixon, 1986	1
Jimmie Haywood, 1984	1
Carl Smith, 1982	1
Billy Dixon, 1975	1
Perry Griggs, 1973	1
Johnny Grimes, 1972	1

Average Yds/Kickoff Return (min 10 att.)

Player	Avg.
1. Danny Grant, 1968	34.75
2. Andy Swafford, 1997	31.40
3. Marcus Jones, 2017	30.31
4. Orlando Parker, 1993	29.40
5. Arrid Gregory, 1995	29.00
6. Jonathan Carter, 2000	28.60
7. Arrid Gregory, 1994	28.39
8. Perry Griggs, 1975	28.07
9. Jabir Daughtry-Frye, 2016	27.90
10. William Covington, 1991	27.83

Interception Return Yards

Player	Yds
1. Ronnie Shelley, 1968	294
2. Sherman Wilkinson, 1979	189
3. Doug Mims, 1988	165
4. Rayshun Reed, 2001	163
5. Jack Smith, 1970	151
Shane Black, 1996	151
7. Donnie Arnold, 1982	141
8. Eric Sloan, 1998	137
9. Ronnie Shelley, 1967	133
10. Brynden Trawick, 2012	123
Sherman Wilkinson, 1980	123

Interceptions

Player	INTs
1. Ronnie Shelley, 1968	15
2. Derrick Ansley, 2003	9
3. Doug Mims, 1988	8
Jack Smith, 1970	8
Ronnie Shelley, 1967	8
Tyrone Ferguson, 1976	8
Elbert Mack, 2007	8
8. Donnie Arnold, 1982	7
Chris Archie, 1999	7
David Cooper, 1969	7

SEASON RECORDS

Interception Return Touchdowns

Player	TDs
1. Rayshun Reed, 2001	2
Jimmy McClain, 1999	2
Doug Mims, 1988	2
Jack Smith, 1969	2
5. 23 Players	1

Fumble Return Yards

Player	Yds
1. Ladarrius Madden, 2010	85
2. Johnny Faulk, 2004	79
3. Steve McLendon, 2008	67
4. Chris Pickett, 2011	63
5. Demetrius Cain, 2015	36
Leodis McKelvin, 2007	36
7. Rashad Dillard, 2015	33
8. Marcus Pittman, 2006	31
9. Darrin Reddick, 2015	27
10. Robby Farmer, 2003	25

Fumble Returns

Player	Returns
1. Buddha Jones, 2022	3
Reggie Lowe, 1996	3
Demetric Shipman, 1996	3
4. Demetrius Cain, 2015	2
Camren Hudson, 2012	2
T.J. Bryant, 2012	2
Ladarrius Madden, 2010	2
Boris Lee, 2007	2
Randy Ueberroth, 1996	2
Pratt Lyons, 1996	2
Stacy Murry, 1996	2
Shane Black, 1996	2

Fumble Return Touchdowns

Player	TDs
1. Demetrius Cain, 2015	2
2. Chris Pickett, 2011	1
Jorrick Calvin, 2008	1
Boris Lee, 2007	1
Chris Bradwell, 2007	1
Johnny Faulk, 2004	1
David Philyaw, 2001	1
Shelton Felton, 2000	1
Rayshun Reed, 1999	1
Darrell Starling, 2020	1
Shakel Brown, 2020	1

Total Tackles

Player	Tckls
1. Gerrick Pimienta, 1987	198
2. Anthony Rabb, 1999	155
3. Dennis Anderson, 1973	151
4. Robert Bradley, 1985	149
5. Robert Bradley, 1983	141
6. Bryan Hubbard, 1987	137
7. Carlton Martial, 2022	135
8. Robert Bradley, 1984	135
9. Gerrick Pimienta, 1986	131
10. Naazir Yamini, 2000	129
Al Lucas, 1999	129

Unassisted Tackles

Player	Tckls
1. Gerrick Pimienta, 1987	102
2. Dennis Anderson, 1973	90
3. Brannon Condren, 2006	86
4. Charles Bush, 1991	85
Anthony Rabb, 1999	85
6. Robert Bradley, 1983	80
Wade Brantley, 1972	80
8. Bear Woods, 2009	79
9. Robert Bradley, 1985	78



Brandon Lang totaled 121 negative yards and 100 yards on sacks in 2008; both single-season Troy records

10. Rick Maxey, 1975	75
Brynden Trawick, 2011	75

Assisted Tackles

Player	Tckls
1. Gerrick Pimienta, 1987	96
2. Carlton Martial, 2021	83
3. Carlton Martial, 2022	80
4. Tim Tucker, 1978	72
5. Robert Bradley, 1985	71
Al Lucas, 1999	71
7. Anthony Rabb, 1999	70
8. Bryan Hubbard, 1987	63
Freddie Thomas, 1987	63
10. Robert Bradley, 1983	61
Robert Bradley, 1984	61

Tackles for Losses

Player	Tckls
1. Jonathan Massaquoi, 2010	21.5
2. Osi Umenyiora, 2002	20.5
3. Al Lucas, 1999	20.0
4. DeMarcus Ware, 2002	19.5
5. Carlton Martial, 2019	18.5
Brandon Lang, 2008	18.5
DeMarcus Ware, 2004	18.5
8. Aaron Fields, 1999	17.5
9. Javon Solomon, 2021	17.0
Tyler Roberts, 2015	17.0

Yards For Loss

Player	Yds
1. Brandon Lang, 2008	121
2. Jonathan Massaquoi, 2010	114
3. DeMarcus Ware, 2004	101
4. Osi Umenyiora, 2002	93
5. Javon Solomon, 2021	84
6. Jimmy Brown, 1990	83
Reggie Lowe, 1997	83
8. Anthony Rabb, 1999	81
9. Aaron Fields, 1999	80
DeMarcus Ware, 2002	80

Quarterback Sacks

Player	Sacks
1. Kenny Craik, 1980	20.0
2. Charles Pickett, 1976	19.0
Charles Pickett, 1975	19.0
4. Jessie Wallace, 1980	16.0
5. Osi Umenyiora, 2002	15.0
Rick Maxey, 1975	15.0
7. Pratt Lyons, 1995	14.0
8. Jonathan Massaquoi, 2010	13.0
9. Carnell Key, 1985	12.5
10. Gerald Hill, 1980	12.0

Yards From Sacks

Player	Yds
1. Brandon Lang, 2008	100
2. Jonathan Massaquoi, 2010	91
3. Charles Pickett, 1976	87
DeMarcus Ware, 2004	87
5. Osi Umenyiora, 2002	81
6. Reggie Lowe, 1996	76
7. Pratt Lyons, 1995	74
Pratt Lyons, 1996	74
9. Eric James, 1994	68
10. Javon Solomon, 2021	67
Richard Jibunor, 2021	67



Jordan Chunn holds Troy's career rushing touchdowns record with 47 and ranks second all-time with 3,120 career rushing yards

RUSHING YARDS

Player	Att	Yds
1. DeWhitt Betterson (2001-04)	653	3,441
2. Jordan Chunn (2013-17)	679	3,120
3. Ted Horstead (1983-86)	638	2,926
4. Shawn Southward (2009-12)	542	2,793
5. DuJuan Harris (2007-10)	539	2,636
6. Mike Turk (1984-87)	493	2,533
7. Joe Jackson (1994-97)	469	2,418
8. Arrid Gregory (1993-96)	365	2,417
9. Eddie Coleman (1990-92)	420	2,360
10. Kimani Vidal (2020-22)	484	2,349
11. Tony Jackson (1987-90)	480	2,326
12. Brandon Burks (2012-15)	431	2,264
13. B.J. Smith (2016-21)	454	2,203
14. Kenny Cattouse (2004-07)	402	1,966
15. Sullivan Walker (1975-77)	343	1,931
16. Ron Daniels (1974-77)	363	1,921
17. DK Billingsley (2017-22)	368	1,845
18. LeBarron Black (1999-2002)	499	1,840
19. Phillip Jones (1997-99)	392	1,727
20. Demontray Carter (2000-01)	308	1,666

RUSHING ATTEMPTS

Player	Att	Yds
1. Jordan Chunn (2013-17)	679	3,120
2. DeWhitt Betterson (2001-04)	653	3,441
3. Ted Horstead (1983-86)	638	2,926
4. Shawn Southward (2009-12)	542	2,793
5. DuJuan Harris (2007-10)	539	2,636
6. LeBarron Black (1999-2002)	499	1,840
7. Mike Turk (1984-87)	493	2,533
8. Kimani Vidal (2020-22)	484	2,349
9. Tony Jackson (1987-90)	480	2,326
10. Joe Jackson (1994-97)	469	2,418
11. B.J. Smith (2016-21)	454	2,203
12. Brandon Burks (2012-15)	431	2,264
13. Eddie Coleman (1990-92)	420	2,360
14. Kenny Cattouse (2004-07)	402	1,966
15. Phillip Jones (1997-99)	392	1,727
16. DK Billingsley (2017-22)	368	1,845
17. Arrid Gregory (1993-96)	365	2,417
18. Ron Daniels (1974-77)	363	1,921
19. Boyd Grant (1976-79)	345	1,485
20. Sullivan Walker (1975-77)	343	1,931

RUSHING TOUCHDOWNS

Player	Att	TD
1. Jordan Chunn (2013-17)	679	47
2. Joe Jackson (1994-97)	469	34
3. Shawn Southward (2009-12)	542	33
4. Mike Turk (1984-87)	493	32
5. DuJuan Harris (2007-10)	443	27
6. DeWhitt Betterson (2001-04)	653	24
7. B.J. Smith (2016-21)	454	23
8. Arrid Gregory (1993-96)	365	21
9. Jeremy Rowell (1991,93-95)	226	20
10. Kimani Vidal (2020-22)	484	19
11. DK Billingsley (2017-22)	368	19
12. Phillip Jones (1997-99)	392	17
13. Omar Haugabook (2006-07)	295	16
Kenny Cattouse (2004-07)	402	16
Sullivan Walker (1975-77)	343	16
16. LeBarron Black (1999-2002)	499	15
Jimmy Godwin (1991-93)	142	15
Willie Tullis (1978-80)	293	15
19. Demontray Carter (2000-01)	308	14
Bob Godsey (1986-89)	328	14

RUSHING YARDS PER CARRY (min. 60 attempts)

Player	Att	Yds	Avg
1. Steven Coleman (1992-94)	68	545	8.01
2. Robert Carter (1985-88)	137	977	7.13
3. Derrick Washington (1993-95)	157	1,130	7.02
4. Jerrel Jernigan (2007-10)	132	892	6.83
5. Maurice Greer (2008-10)	66	440	6.66
6. Arrid Gregory (1993-96)	365	2,417	6.62
Tommy Dugosh (1983,87-89)	136	901	6.62
8. Freddie Taylor (1985,87-89)	180	1,161	6.45
9. Dwayne Thompson (1981-83)	100	629	6.29
10. Maren Philyaw (1996-99)	112	698	6.23
11. Jabir Daughtry-Frye (2016-pr.)	107	652	6.09
12. Richard Bassett (1972-74)	175	1,055	6.03
13. Jimmie Haywood (1982-85)	245	1,433	5.85
14. Ted Yarbrough (1993,1995)	247	1,429	5.79
15. Sullivan Walker (1975-77)	343	1,931	5.63
16. Eddie Coleman (1990-92)	420	2,360	5.62
17. Demontray Carter (2000-01)	308	1,666	5.41
18. D'Anthony Davezan (1977)	41	221	5.39
19. Deon Anthony (2012-13)	155	822	5.30
Joel Whingter (2002-05)	105	557	5.30

RUSHING YARDS PER GAME (min. 100 att)

Player	Att	Yds	Avg/G
1. DeWhitt Betterson (2001-04)	653	3,441	76.5
2. Demontray Carter (2000-01)	308	1,666	75.7
3. Ted Horstead (1983-86)	638	2,926	75.0
4. Eddie Coleman (1990-92)	420	2,360	73.8
5. Kimani Vidal (2020-22)	484	2,349	69.1
6. Sullivan Walker (1975-77)	343	1,931	64.4
7. Jordan Chunn (2013-17)	679	3,120	63.7
8. Phillip Jones (1997-99)	392	1,727	61.4
9. Ted Yarbrough (1993,1995)	247	1,429	59.5
10. Arrid Gregory (1993-96)	365	2,417	56.2
11. Shawn Southward (2009-12)	542	2,793	55.9
12. Derrick Moore (1989-90)	213	1,105	55.2
13. Mike Turk (1984-87)	493	2,533	55.1
14. Cliff Dunham (1971)	125	477	53.0
15. Tony Jackson (1987-90)	480	2,326	52.9
16. DuJuan Harris (2007-10)	539	2,636	52.7
17. Larry Mason (1981-82)	221	932	51.8
18. Kenny Cattouse (2004-07)	402	1,966	50.4
19. Brandon Burks (2012-15)	431	2,264	50.3
20. Joe Jackson (1994-97)	469	2,418	49.9

PASSING YARDS

Player	Comp-Att	Yds
1. Corey Robinson (2010-13)	1179-1,823	13,477
2. Brandon Silvers (2014-17)	969-1,504	10,684
3. Brock Nutter (1997-2001)	581-1,037	7,687
4. Sim Byrd (1966-68)	575-924	7,619
5. Gunnar Watson (2018-22)	578-898	6,706
6. Levi Brown (2008-09)	522-830	6,284
7. Omar Haugabook (2006-07)	532-868	5,376
8. Kaleb Barker (2016-19)	402-603	4,793
9. Mike Turk (1984-87)	245-490	4,174
10. Kelvin Simmons (1992-93)	259-430	4,000
11. Al Head (1968-70)	241-460	3,578
12. Willie Tullis (1978-80)	223-438	3,456
13. Jeremy Rowell (1991,93-95)	241-440	3,326
14. Bobby Lee (1972-75)	190-351	3,278
15. Ken McLain (1971-73)	165-399	2,190
16. Aaron Leak (2003-04)	164-377	2,183
17. Stan Davis (1993-96)	154-319	2,035
18. Bob Godsey (1986-89)	144-306	1,951
19. John McKinnon (1980-83)	144-315	1,853
20. Sawyer Smith (2016, 18)	162-254	1,850

PASSING ATTEMPTS

Player	Att
1. Corey Robinson (2010-13)	1,823
2. Brandon Silvers (2014-17)	1,504
3. Brock Nutter (1997-2001)	1,037
4. Sim Byrd (1966-68)	924
5. Gunnar Watson (2018-22)	898
6. Omar Haugabook (2006-07)	868
7. Levi Brown (2008-09)	830
8. Kaleb Barker (2016-19)	603
9. Mike Turk (1984-87)	490
10. Al Head (1968-70)	460
11. Jeremy Rowell (1991,93-95)	440
12. Willie Tullis (1978-80)	438
13. Kelvin Simmons (1992-93)	430
14. Ken McLain (1971-73)	399
15. Aaron Leak (2003-04)	377
16. Hansell Bearden (2000-03)	364
17. Bobby Lee (1972-75)	351
18. Stan Davis (1993-96)	319
19. John McKinnon (1980-83)	315
20. Bob Godsey (1986-89)	306

PASSING COMPLETIONS

Player	Att.	Comp
1. Corey Robinson (2010-13)	1,823	1,179
2. Brandon Silvers (2014-17)	1,504	969
3. Brock Nutter (1997-2001)	1,037	581

CAREER RECORDS

4. Gunnar Watson (2018-22)	898	578
5. Sim Byrd (1966-68)	924	575
6. Omar Haugabook (2006-07)	868	532
7. Levi Brown (2008-09)	830	522
8. Kaleb Barker (2016-19)	603	402
9. Kelvin Simmons (1992-93)	430	259
10. Mike Turk (1984-87)	490	245
11. Jeremy Rowell (1991,93-95)	440	241
Al Head (1968-70)	460	241
13. Willie Tullis (1978-80)	438	223
14. Bobby Lee (1972-75)	351	190
15. Ken McLain (1971-73)	399	165
16. Aaron Leak (2003-04)	377	164
17. Sawyer Smith (2016, 2018)	254	162
18. Hansell Bearden (2000-03)	364	161
19. Stan Davis (1993-96)	319	154
20. Bob Godsey (1986-89)	306	144
John McKinnon (1980-83)	315	144

PASSING TOUCHDOWNS

Player	TD
1. Corey Robinson (2010-13)	81
2. Sim Byrd (1966-68)	79
3. Brandon Silvers (2014-17)	71
4. Brock Nutter (1997-2001)	49
5. Kaleb Barker (2016-19)	41
6. Kelvin Simmons (1992-93)	40
7. Omar Haugabook (2006-07)	39
8. Gunnar Watson (2018-22)	38
Levi Brown (2008-09)	38
10. Mike Turk (1984-87)	30
11. Al Head (1968-70)	28
12. Willie Tullis (1978-80)	25
Bobby Lee (1972-75)	25
14. Jeremy Rowell (1991,93-95)	22
15. Ken McLain (1971-73)	16
16. Sawyer Smith (2016, 18)	15
17. Deon Anthony (2012-13)	14
18. Aaron Leak (2003-04)	13
Stan Davis (1993-96)	13
John McKinnon (1980-83)	13

PASS COMPLETION PERCENTAGE (min 100 attempts)

Player	Comp-Att Pct
1. Deon Anthony (2012-13)	105-156 67.3
2. Kaleb Barker (2016-19)	402-603 66.7
3. Taylor Powell (2021)	125-189 66.1
4. Corey Robinson (2010-13)	1179-1823 64.7
5. Gunnar Watson (2018-22)	578-898 64.4
Brandon Silvers (2014-17)	969-1,504 64.4
7. Sawyer Smith (2016, 18)	162-254 63.8
8. Levi Brown (2008-09)	522-830 62.9
9. Jamie Hampton (2007-11)	133-212 62.7
10. Sim Byrd (1966-68)	575-924 62.2
11. Omar Haugabook (2006-07)	532-868 61.3
12. Kelvin Simmons (1992-93)	259-430 60.2
13. Julian Foster (2005-06)	68-118 57.6
14. Brock Nutter (1997-2001)	581-1037 56.0
15. Carey Christensen (1983-84)	108-194 55.7
16. Jeremy Rowell (1991,93-95)	241-440 54.8
17. Bobby Lee (1972-75)	190-351 54.1
18. Al Head (1968-70)	241-460 52.4
19. Willie Tullis (1978-80)	223-438 50.9
20. Mike Turk (1984-87)	245-490 50.0

PASSING EFFICIENCY (min 100 attempts)

Player	Eff
1. Kelvin Simmons (1992-93)	165.8
2. Deon Anthony (2012-13)	165.1
3. Kaleb Barker (2016-19)	151.9
4. Bobby Lee (1972-75)	148.7
5. Sim Byrd (1966-68)	146.0
6. Carey Christensen (1983-84)	139.7
7. Sawyer Smith (2016, 18)	138.9



Corey Robinson holds the Troy career records for passing yards, completions, passing attempts, passing touchdowns, total offense and touchdowns responsible for

8. Levi Brown (2008-09)	136.7	8. Kelvin Simmons (1992-93)	4,000	15.4
9. Corey Robinson (2010-13)	136.2	9. Al Head (1968-70)	3,578	14.8
10. Gunnar Watson (2018-22)	135.9	10. Brad Stevens (1991-93)	518	14.6
11. Brandon Silvers (2014-17)	135.8	11. D.T. McDowell (2004)	585	13.9
12. Mike Turk (1984-87)	134.4	12. Jeremy Rowell (1991,93-95)	3,326	13.8
13. Eddie Rohrbough (1976-79)	133.2	13. Bob Godsey (1986-89)	1,951	13.5
14. Jeremy Rowell (1991,93-95)	128.0	14. Danny O'Toole (1983-86)	884	13.4
15. Taylor Powell (2021)	127.6	Harold Hogan (1970-72)	1,351	13.4
16. Brock Nutter (1997-2001)	127.3	16. Aaron Leak (2003-04)	2,183	13.3
Phillip Brazell (1977)	127.3	Ken McLain (1971-73)	2,190	13.3
18. Julian Foster (2005-06)	126.7	Sim Byrd (1966-68)	7,619	13.3
19. Willie Tullis (1978-80)	125.5	19. Brock Nutter (1997-2001)	7,687	13.2
20. Al Head (1968-70)	123.9	Stan Davis (1993-96)	2,035	13.2

AVERAGE YARDS PER ATT (min 100 attempts)

Player	Yds	Avg.
1. Kelvin Simmons (1992-93)	4,000	9.3
Bobby Lee (1972-75)	3,278	9.3
3. Carey Christensen (1983-84)	1,715	8.8
Phillip Brazell (1977)	1,475	8.8
5. Deon Anthony (2012-13)	1,338	8.6
6. Mike Turk (1984-87)	4,174	8.5
7. Sim Byrd (1966-68)	7,619	8.2
8. Kaleb Barker (2016-19)	4,793	7.9
9. Willie Tullis (1978-80)	3,456	7.9
10. Al Head (1968-70)	3,578	7.8
11. Levi Brown (2008-09)	6,284	7.6
Jeremy Rowell (1991,93-95)	3,326	7.6
Lionel Rainey (1969-70)	838	7.6
14. Gunnar Watson (2018-22)	6,706	7.5
15. Corey Robinson (2010-13)	13,477	7.4
Brock Nutter (1997-2001)	7,687	7.4
17. Sawyer Smith (2016, 18)	1,850	7.3
18. Brandon Silvers (2014-17)	7,394	7.1
19. Julian Foster (2005-06)	830	7.0
20. Gerald Collins (1974-76)	784	6.6

AVERAGE YARDS PER COMPLETION (min 100 attempts)

Player	Yds	Avg
1. Phillip Brazell (1977)	1,475	19.2
2. Bobby Lee (1972-75)	3,278	17.3
3. Gerald Collins (1974-76)	784	17.0
Mike Turk (1984-87)	4,174	17.0
5. Lionel Rainey (1969-70)	838	16.4
6. Carey Christensen (1983-84)	1,715	15.9
7. Willie Tullis (1978-80)	3,456	15.5

PASSING YARDS PER GAME (min 150 completions)

Player	Yds	Avg
1. Corey Robinson (2010-13)	13,477	280.8
2. Levi Brown (2008-09)	6,284	273.2
3. Sim Byrd (1966-68)	7,619	238.1
4. Brandon Silvers (2014-17)	10,684	222.6
5. Omar Haugabook (2006-07)	5,376	215.0
6. Gunnar Watson (2018-22)	6,706	176.5
7. Kelvin Simmons (1992-93)	4,000	166.7
8. Brock Nutter (1997-2001)	7,687	163.6
9. Phillip Brazell (1977)	1,475	147.5
10. Willie Tullis (1978-80)	3,456	119.2
11. Kaleb Barker (2016-19)	4,793	116.9
12. Aaron Leak (2003-04)	2,183	109.2
13. Al Head (1968-70)	3,578	108.4
14. Jeremy Rowell (1991,93-95)	3,326	107.3
15. Carl Meadows (2004-05)	982	98.2
16. Sawyer Smith (2016, 18)	1,850	97.4
17. Mike Turk (1984-87)	4,174	90.7
18. Carey Christensen (1983-84)	1,715	90.3
19. Bobby Lee (1972-75)	3,278	81.9
20. Hansell Bearden (2000-03)	1,829	76.2

RECEIVING YARDS

Player	Rec	Yds
1. Jerrel Jernigan (2007-10)	262	3,128
2. Danny Grant (1966-69)	215	2,907
3. Eric Thomas (2010-13)	197	2,655
4. Vince Green (1967-70)	160	2,281
5. Jason Samples (2001-04)	161	2,224
6. Kelvin Murdock (1978-81)	109	2,143
7. Deondre Douglas (2015-18)	177	2,012
8. Perry Griggs (1973-76)	110	1,975



Eric Thomas ranks second in Troy history with 29 career touchdown receptions and third with 197 receptions and 2,655 receiving yards

9. Chip Reeves (2008-10, 12)	121	1,968
10. Tez Johnson (2020-22)	141	1,809
11. Heyward Skipper (2000-02)	112	1,800
12. Chandler Worthy (2011-14)	137	1,767
13. Robert Kilow (1991-94)	106	1,663
14. Greg Harris (1984-87)	106	1,632
15. Kaylon Geiger (2019-20)	141	1,625
16. Gary Banks (2004-07)	155	1,600
17. Emanuel Thompson (2014-17)	149	1,567
18. Mike Culbertson (1971-74)	95	1,563
19. Titus Dixon (1985-88)	86	1,554
20. Doug Taylor (1967-70)	114	1,500

PASS RECEPTIONS

Player	Rec
1. Jerrel Jernigan (2007-10)	262
2. Danny Grant (1966-69)	215
3. Eric Thomas (2010-13)	197
4. Deondre Douglas (2015-18)	177
5. Jason Samples (2001-04)	161
6. Vince Green (1967-70)	160
7. Gary Banks (2004-07)	155
8. Emanuel Thompson (2014-17)	149
9. Kaylon Geiger (2019-20)	141
Tez Johnson (2020-22)	141
11. Chandler Worthy (2011-14)	137
12. Chip Reeves (2008-10, 12)	121
13. Doug Taylor (1967-70)	114
14. Heyward Skipper (2000-02)	112
15. Perry Griggs (1973-76)	110
16. Kelvin Murdock (1978-81)	109
17. Robert Kilow (1991-94)	106
Greg Harris (1984-87)	106
19. Reggie Todd (2019-21)	104
20. Shawn Southward (2009-12)	102

PASS RECEPTION TOUCHDOWNS

Player	Rec	TD
1. Danny Grant (1966-69)	215	44
2. Eric Thomas (2010-13)	197	29
3. Vince Green (1967-70)	160	27
4. Perry Griggs (1973-76)	110	19
5. Jerrel Jernigan (2007-10)	262	18
6. Deondre Douglas (2015-18)	177	17
7. Bobby Enslin (1967-68)	73	16
8. Bryan Holmes (2012-15)	94	15

Robert Kilow (1991-94)	106	15
Kelvin Murdock (1978-81)	109	15
11. Chip Reeves (2008-10, 12)	121	14
Jason Samples (2001-04)	161	14
Titus Dixon (1985-88)	86	14
14. Khalil McClain (2019-20)	77	13
Damion Willis (2017-18)	98	13
Gary Banks (2004-07)	155	13
Heyward Skipper (2000-02)	112	13
18. Reggie Todd (2019-21)	104	12
Tray Eafford (2017-20)	98	12
Tebiarus Gill (2009-10)	99	12
Greg Harris (1984-87)	106	12
Mike Culbertson (1971-74)	95	12

AVERAGE YARDS PER RECEPTION (min. 30 receptions)

Player	Rec	Yds	Avg.
1. Robert Carter (1967-70)	34	1260	37.06
2. Jonathan Carter (1998-2000)	49	911	34.80
3. Billy Dixon (1975-77)	50	1111	22.22
4. Orlando Parker (1993)	47	983	20.91
5. Reggie Dwight (1991)	22	447	20.32
6. RaJae' Johnson (2022)	36	713	19.81
7. Rufus Cox (1982-84)	73	1441	19.74
8. Jim Perkins (1970-71)	35	689	19.69
9. Kelvin Murdock (1978-81)	109	2143	19.66
10. Virgil Seay (1978-79)	38	730	19.74
11. Mareno Philyaw (1996-99)	57	1085	19.04
12. Carl Smith (1980-83)	60	1091	18.18
13. David Fletcher (1974-77)	39	708	18.15
14. Titus Dixon (1985-88)	86	1554	18.07
15. Perry Griggs (1973-76)	110	1975	17.95
16. Daniel Brady (1992-95)	58	1030	17.76
17. William Covington (1991-92)	42	729	17.36
18. Bobby Enslin (1967-68)	73	1226	16.79
19. Jonathan Carter (2000)	44	737	16.75
20. Charlie Smoke (1975-77)	33	546	16.55

PASS RECEPTIONS/GAME (min. 30 receptions)

Player	Rec	Avg.
1. Kaylon Geiger (2019-20)	141	6.13
2. Jerrel Jernigan (2007-10)	262	5.24
3. Danny Grant (1966-69)	215	5.12
4. Eric Thomas (2010-13)	197	4.29
5. Damion Willis (2017-18)	98	4.08
5. Tez Johnson (2020-22)	141	3.92

7. Tebiarus Gill (2009-10)	99	3.81
8. Vince Green (1967-70)	160	3.72
9. Jonathan Carter (1998-2000)	49	3.67
10. Deondre Douglas (2015-18)	177	3.61
11. Corey Johnson (2011)	43	3.58
12. Reggie Todd (2019-21)	104	3.47
13. Jason Samples (2001-04)	161	3.43
14. Gary Banks (2004-07)	155	3.37
15. Orlando Parker (1993)	47	3.36
16. Khalil McClain (2019-20)	77	3.35
17. Teddy Ruben (2014-15)	78	3.25
18. Heyward Skipper (2000-02)	112	3.20
19. Emanuel Thompson (2014-17)	111	3.10
20. Tevaris McCormick (2016-17)	72	3.00

TOTAL OFFENSE YARDS

Player	Rush	Pass	Tot
1. Corey Robinson (2010-13)	-336	13477	13,141
2. Brandon Silvers (2014-17)	415	10,684	11,099
3. Sim Byrd (1966-68)	-246	7,619	7,373
4. Brock Nutter (1997-2001)	-355	7,687	7,332
5. Mike Turk (1984-87)	2533	4,174	6,707
6. Gunnar Watson (2018-22)	-321	6,706	6,385
7. Levi Brown (2008-09)	24	6,284	6,308
8. Omar Haugabook (2006-07)	930	5,376	6,306
9. Kaleb Barker (2016-19)	680	4,793	5,473
10. Kelvin Simmons (1992-93)	1,020	4,000	5,020
11. Willie Tullis (1978-80)	1,149	3,456	4,605
12. Jeremy Rowell (1991,93-95)	1,000	3,326	4,326
13. DeWhitt Betterson (2001-04)	3,441	-	3,441
14. Al Head (1968-70)	-266	3,578	3,312
15. Bobby Lee (1972-75)	-183	3,278	3,095
16. Bob Godsey (1972-75)	1,085	1,951	3,036
17. Ted Horstead (1983-86)	2,926	-	2,926
18. DuJuan Harris (2007-10)	2,636	5	2,641
19. Stan Davis (1993-96)	504	2,035	2,539
20. Casey Christensen (1983-84)	738	1,715	2,453

TOUCHDOWNS RESPONSIBLE FOR

Player	R	P	Rec	TD
1. Brandon Silvers (2014-17)	16	71	-	87
2. Corey Robinson (2010-13)	3	81	-	84
3. Sim Byrd (1966-68)	1	79	-	80
4. Mike Turk (1984-87)	32	30	-	62
5. Omar Haugabook (2006-07)	16	39	1	56
Brock Nutter (1997-2001)	7	49	-	56
7. Kelvin Simmons (1992-93)	13	40	-	53
8. Kaleb Barker (2016-19)	8	41	-	49
9. Danny Grant (1966-69)	1	-	44	45
10. Gunnar Watson (2018-22)	4	38	0	42
Jeremy Rowell (1991,93-95)	20	22	-	42
12. Willie Tullis (1978-80)	15	25	-	40
13. Levi Brown (2008-09)	1	38	-	39
14. Jordan Chunn (2013-17)	37	-	-	37
15. Shawn Southward (2009-12)	33	-	2	35
16. Joe Jackson (1994-97)	34	-	-	34
17. DuJuan Harris (2007-10)	27	1	5	33
18. Bobby Lee (1972-75)	5	25	-	30
19. Al Head (1968-70)	1	28	-	29
20. Vince Green (1967-70)	-	-	27	27

TOTAL OFFENSE PER GAME (min 1000 yards)

Player	Rush	Pass	Avg
1. Levi Brown (2008-09)	24	6,284	274.3
2. Corey Robinson (2010-13)	-335	13,477	273.8
3. Omar Haugabook (2006-07)	930	5,376	252.2
4. Brandon Silvers (2014-17)	415	10,684	231.2
5. Sim Byrd (1966-68)	-246	7,619	230.4
6. Kelvin Simmons (1992-93)	1,020	4,000	209.2
7. Gunnar Watson (2018-22)	-321	6,706	168.0
8. Willie Tullis (1978-80)	1,149	3,456	158.8
9. Phillip Brazzell (1977)	105	1,475	158.0
10. Brock Nutter (1997-2001)	-355	7,687	156.0
11. Mike Turk (1984-87)	2,533	4,174	145.8

CAREER RECORDS

12. Taylor Powell (2021)	-95	1,251	144.5
13. Jeremy Rowell (1991,93-95)	1,000	3,326	139.5
14. Kaleb Barker (2016-19)	680	4,793	133.5
15. Carey Christensen (1983-84)	738	1,715	129.1
16. Aaron Leak (2003-04)	225	2,183	120.4
17. Sawyer Smith (2016, 18)	264	1,850	111.3
18. Al Head (1968-70)	-266	3,578	100.4
19. Deon Anthony (2012-13)	822	1,338	98.2
20. Hansell Bearden (2000-03)	205	1,829	84.8

TOTAL OFFENSE/PLAY (min. 140 plays)

Player	Rush	Pass	Avg
1. Kelvin Simmons (1992-93)	1,020	4,000	7.61
2. Sim Byrd (1966-68)	-246	7,619	7.34
3. Kaleb Barker (2016-19)	680	4,793	7.08
4. Derrick Washington (1993-95)	1,130	-	7.02
5. Deon Anthony (2012-13)	822	1,338	6.95
6. Levi Brown (2008-09)	24	6,284	6.88
7. Mike Turk (1984-87)	2,533	4,174	6.82
8. Corey Robinson (2010-13)	-336	13,477	6.66
9. Arrid Gregory (1993-96)	2,417	-	6.62
10. Jerrel Jernigan (2007-10)	905	41	6.58
11. Freddie Taylor (1985,87-89)	1,161	19	6.52
12. Jeremy Rowell (1991,93-95)	1,000	3,326	6.50
13. Brandon Silvers (2014-17)	415	10,684	6.38
14. Carey Christensen (1983-84)	738	1,715	6.35
15. Willie Tullis (1978-80)	1,149	3,456	6.30
16. Gunnar Watson (2018-22)	-321	6,706	6.26
17. Richard Bassett (1972-74)	1,055	-	6.03
18. Jimmie Hayword (1982-85)	1,433	-	5.85
19. Ted Yarbrough (1993,95)	1,429	-	5.79
20. Bobby Lee (1972-75)	-183	3,278	5.70

MOST POINTS SCORED

Player	PAT	FG	TD	Tot
1. Ted Clem (1984-87)	166	48	-	310
2. Greg Whibbs (2003-07)	134	50	-	284
3. Jordan Chunn (2013-17)	-	-	47	282
4. Lawrence Tynes (1997-2000)	111	44	-	273
5. Danny Grant (1966-69)	-	-	45	270
6. Ollie Quass (1992-95)	158	31	-	251
7. Tyler Sumpter (2017-19)	125	39	-	242
8. Michael Taylor (2008-11)	122	36	-	230
9. Shawn Southward (2009-12)	-	-	35	210
10. Joe Jackson (1994-97)	-	-	34	204
11. Mike Turk (1984-87)	-	-	32	200
DuJuan Harris (2007-10)	-	-	32	200
13. Eric Thomas (2010-13)	1	-	29	176
14. Will Scott (2012-13)	89	28	-	173
15. Ryan Kay (2013-16)	78	29	-	165
16. Vince Green (1967-70)	-	-	27	162
17. Perry Griggs (1973-76)	2	-	25	154
18. Jerrel Jernigan (2007-10)	1	-	25	152
19. Brooks Buce (2021-22)	73	25	-	148
20. DeWhitt Betterson (2001-04)	1	-	24	146

TOUCHDOWNS SCORED

Player	Rush	Rec	Ret	Tot
1. Jordan Chunn (2013-17)	47	-	-	47
2. Danny Grant (1966-69)	-	44	1	45
3. Shawn Southward (2009-12)	33	2	-	35
4. Joe Jackson (1994-97)	34	-	-	34
5. DuJuan Harris (2007-10)	27	5	-	32
Mike Turk (1984-87)	32	-	-	32
7. Eric Thomas (2010-13)	-	29	-	29
8. Vince Green (1967-70)	-	27	-	27
9. Jerrel Jernigan (2007-10)	5	18	2	25
Perry Griggs (1973-76)	2	19	4	25
11. DeWhitt Betterson (2001-04)	24	-	-	24
12. B.J. Smith (2016-21)	23	-	-	23
13. Demontray Carter (2000-01)	14	6	2	22
Arrid Gregory (1993-96)	21	-	-	22
15. Jeremy Rowell (1991, 93-95)	20	-	-	20
16. Kimani Vidal (2020-22)	19	-	-	19



Perry Griggs scored 25 touchdowns over his career, which ranks as the ninth most in school history

17. LeBarron Black (1999-2002)	15	3	-	18
18. Omar Haugabook (2006-07)	16	1	-	17
Kenny Cattouse (2004-07)	16	1	-	17
Phillip Jones (1997-99)	16	1	-	17
Sullivan Walker (1975-77)	16	1	-	17
Johnny Grimes (1971-73)	13	3	1	17

PAT MADE

Player	ATT	MADE
1. Ted Clem (1984-87)	170	166
2. Ollie Quass (1992-95)	161	158
3. Greg Whibbs (2003-07)	141	134
4. Tyler Sumpter (2017-19)	125	125
5. Michael Taylor (2009-11)	130	122
6. Lawrence Tynes (1997-2000)	113	111
7. Will Scott (2012-13)	93	89
8. Randy Hicks (1969-71)	94	85
9. Ryan Kay (2013-16)	78	78
10. Brooks Buce (2021-22)	76	73
11. Randy Yancey (1976-78)	65	58
12. Sam Glusman (2008-09)	61	57
13. Don Van Wie (1981-83)	56	52
Matt Stone (1991-92)	60	52
15. Matt Huerkamp (1996)	50	46
16. Thomas Olmsted (2002-05)	49	43
17. Jed Solomon (2012-15)	43	42
18. Evan Legassey (2017-20)	40	39
19. Brian Wilson (1988-89)	42	35
20. Brooks Buce (2021-pr.)	34	32

PATs ATTEMPTED

Player	MADE	ATT
1. Ted Clem (1984-87)	166	170
2. Ollie Quass (1992-95)	158	161
3. Greg Whibbs (2003-07)	134	141
4. Michael Taylor (2009-11)	122	130
5. Tyler Sumpter (2017-19)	125	125
6. Lawrence Tynes (1997-2000)	111	113
7. Randy Hicks (1969-71)	85	94
8. Will Scott (2012-13)	89	93
9. Ryan Kay (2013-16)	78	78

10. Brooks Buce (2021-22)	73	76
11. Randy Yancey (1976-78)	58	65
12. Sam Glusman (2008-09)	57	61
13. Matt Stone (1991-92)	52	60
14. Don Van Wie (1981-83)	52	56
15. Matt Huerkamp (1996)	46	50
16. Thomas Olmsted (2002-05)	43	49
17. Jed Solomon (2012-15)	42	43
18. Brian Wilson (1988-89)	35	42
19. Evan Legassey (2017-20)	39	40
20. Drew Boteler (2000-01)	27	31

PATs PERCENTAGE (min 20 attempts)

Player	MADE	ATT	Pct.
1. Ryan Kay (2013-16)	78	78	1.000
Tyler Sumpter (2017-19)	125	125	1.000
3. Lawrence Tynes (1997-2000)	111	113	.982
4. Ollie Quass (1992-95)	158	161	.981
5. Jed Solomon (2012-15)	42	43	.977
6. Ted Clem (1984-87)	166	170	.976
7. Evan Legassey (2017-20)	39	40	.975
8. Rusty Adams (1979)	28	29	.966
9. Brooks Buce (2021-22)	73	76	.961
10. Will Scott (2012-13)	89	93	.957
11. Greg Whibbs (2003-07)	134	141	.950
12. Michael Taylor (2009-11)	122	130	.938
13. Sam Glusman (2008-09)	57	61	.934
14. Don Van Wie (1981-83)	52	56	.929
15. Tony Lasseter (1990)	25	27	.926
16. Matt Huerkamp (1996)	46	50	.920
17. Jodie Jones (1972)	20	22	.909
18. Randy Hicks (1969-71)	85	94	.904
19. Randy Yancey (1976-78)	58	65	.892
20. Steve Williams (1973-74)	24	27	.889

FIELD GOALS MADE

Player	ATT	MADE
1. Greg Whibbs (2003-07)	71	50
2. Ted Clem (1984-87)	78	48
3. Lawrence Tynes (1997-2000)	57	44
4. Tyler Sumpter (2017-19)	51	39



Will Scott holds Troy's career punting average records, in addition to ranking among the top 10 in numerous other special teams categories

5. Michael Taylor (2009-11)	50	36
6. Ollie Quass (1992-95)	50	31
7. Ryan Kay (2013-16)	39	29
8. Will Scott (2012-13)	36	28
9. Sam Glusman (2008-09)	38	27
10. Brooks Buce (2021-22)	28	25
11. Matt Stone (1991-92)	33	23
12. Randy Yancey (1976-78)	39	20
13. Brian Wilson (1988-89)	33	19
14. Matt Huerkamp (1996)	24	18
15. Thomas Olmsted (2002-05)	29	17
Don Van Wie (1981-83)	27	17
17. Randy Hicks (1969-71)	16	16
18. Jed Solomon (2012-15)	19	15
19. Evan Legassey (2017-20)	26	14
20. Tony Lasseter (1990)	20	9

FIELD GOALS ATTEMPTED

Player	MADE	ATT
1. Ted Clem (1984-87)	48	78
2. Greg Whibbs (2003-07)	50	71
3. Lawrence Tynes (1997-2000)	44	57
4. Tyler Sumpter (2017-19)	39	51
5. Michael Taylor (2009-11)	36	50
Ollie Quass (1992-95)	31	50
7. Randy Yancey (1976-78)	20	39
8. Ryan Kay (2013-16)	29	39
9. Sam Glusman (2008-09)	27	38
10. Will Scott (2012-13)	28	36
11. Matt Stone (1991-92)	23	33
Brian Wilson (1988-89)	19	33
13. Thomas Olmsted (2002-05)	17	29
14. Brooks Buce (2021-22)	25	28
15. Don Van Wie (1981-83)	17	27
16. Evan Legassey (2017-20)	14	26
17. Matt Huerkamp (1996)	18	24
18. Tony Lasseter (1990)	9	20
19. Jed Solomon (2012-15)	14	19
20. Randy Hicks (1969-71)	16	16

FIELD GOAL PERCENTAGE (min 10 attempts)

Player	MADE	ATT	Pct.
1. Randy Hicks (1969-71)	16	16	1.000
2. Brooks Buce (2021-22)	25	28	.893
3. Jed Solomon (2012-15)	15	19	.789
4. Will Scott (2012-13)	28	36	.778
5. Lawrence Tynes (1997-2000)	44	57	.772
6. Tyler Sumpter (2017-19)	39	51	.765
7. Matt Huerkamp (1996)	18	24	.750
8. Ryan Kay (2013-16)	29	39	.744
9. Michael Taylor (2009-11)	36	50	.720
10. Sam Glusman (2008-09)	27	38	.711
11. Greg Whibbs (2003-07)	50	71	.704
12. Matt Stone (1991-92)	23	33	.697
13. Don Van Wie (1981-83)	17	27	.630
14. Ollie Quass (1992-95)	31	50	.620
15. Ted Clem (1984-87)	48	78	.615
16. Thomas Olmsted (2002-05)	17	29	.586
17. Brian Wilson (1988-89)	19	33	.576
18. Evan Legassey (2017-20)	14	26	.538
19. Randy Yancey (1976-78)	20	39	.512
20. Drew Boteler (2000-01)	5	10	.500
Robert Kampschmidt (1975)	5	10	.500

PUNT ATTEMPTS

Player	Att
1. Thomas Olmsted (2002-05)	288
2. Will Goggans (2009-11)	240
3. Matt Allen (1997-2000)	225
4. Mike Quinn (1977-80)	213
5. Ryan Kay (2013-16)	195
6. Glen Klava (1985-88)	193
7. Rodney Glass (1989-91)	182
8. Tyler Sumpter (2017-19)	156
9. Doug Crane (1982-84)	132
10. Wes Garner (1995-97)	123
11. Rick Derany (1972-73)	111
12. Will Scott (2012-13)	110
13. David Cooper (1967-69)	91
14. Ollie Quass (1992-95)	79
15. Harold Hogan (1970-72)	70

16. Michael Rivers (2022)	62
17. Luke Magliozzi (2021)	61
18. Jason Wright (2003-06)	59
19. Danny O'Toole (1983-86)	56
20. Steve Williams (1973-74)	55

PUNTS - TOTAL YARDS

Player	Att	Yds
1. Thomas Olmsted (2002-05)	288	11,953
2. Matt Allen (1997-2000)	225	9,226
3. Mike Quinn (1977-80)	213	8,461
4. Ryan Kay (2013-16)	195	7,961
5. Glen Klava (1985-88)	193	7,432
6. Will Goggans (2009-11)	172	7,024
7. Rodney Glass (1989-91)	182	6,781
8. Tyler Sumpter (2017-19)	156	6,579
9. Doug Crane (1982-84)	132	4,986
10. Will Scott (2012-13)	110	4,709
11. Wes Garner (1995-97)	123	4,216
12. Rick Derany (1972-73)	111	4,201
13. David Cooper (1967-69)	91	3,675
14. Ollie Quass (1992-95)	79	3,054
15. Michael Rivers (2022)	62	2,610
16. Luke Magliozzi (2021-22)	61	2,606
17. Harold Hogan (1970-72)	70	2,558
18. Jason Wright (2003-06)	59	2,359
19. Danny O'Toole (1983-86)	56	1,996
20. Steve Williams (1973-74)	55	1,991

AVERAGE YARDS PER PUNT (min 30 attempts)

Player	Att	Yds	Avg.
1. Will Scott (2012-13)	110	4,709	42.81
2. Luke Magliozzi (2021)	61	2,594	42.52
3. Tyler Sumpter (2017-19)	156	6,579	42.17
4. Michael Rivers (2022)	62	2,610	42.10
5. Thomas Olmsted (2002-05)	288	11,953	41.50
6. Greg Whibbs (2003-07)	47	1,942	41.31
7. Matt Allen (1997-2000)	225	9,226	41.09
8. Ryan Kay (2013-16)	195	7,961	40.83
9. Will Goggans (2009-11)	240	9,797	40.82
10. David Cooper (1967-69)	91	3,675	40.38
11. Jason Wright (2003-06)	59	2,359	39.98
12. Mike Quinn (1977-80)	213	8,461	39.72
13. Lionel Rainey (1969-70)	37	1,436	38.81
14. Ollie Quass (1992-95)	79	3,054	38.66
15. Glen Klava (1985-88)	193	7,432	38.51
16. Rick Derany (1972-73)	111	4,201	37.85
17. Doug Crane (1982-84)	132	4,986	37.77
18. Jeremy Schatz (2001)	47	1,768	37.61
19. Wes Garner (1995-97)	123	4,216	37.36
20. Rodney Glass (1989-91)	182	6,781	37.26

PUNT RETURNS

Player	Ret
1. Leodis McKelvin (2004-07)	112
2. Carl Smith (1980-83)	74
3. Maurice Stringer (1993-96)	71
4. Ronnie Shelley (1967-69)	54
5. Heyward Skipper (2000-02)	49
William Covington (1991-92)	49
7. Julius Pittman (1987-90)	48
8. Virgil Seay (1978-79)	47
9. Justin Albert (2011-12)	46
Greg Harris (1984-87)	46
11. Rayshun Reed (1999-2003)	44
12. Tony Myrick (1971-74)	43
13. Cedarius Rookard (2015-18)	40
14. John Raburn (1972-74)	40
15. Perry Griggs (1973-76)	34
16. Danny Grant (1966-69)	33
17. Andy Swafford (1995-97)	32
18. Cornelius Williams (2006-09)	31
19. Jerrel Jernigan (2007-10)	29
20. Sherman Wilkinson (1977-80)	26

CAREER RECORDS

PUNT RETURN YARDS

Player	Yds
1. Leodis McKelvin (2004-07)	1,471
2. Maurice Stringer (1993-96)	854
3. Carl Smith (1980-83)	852
4. Virgil Seay (1978-79)	783
5. Heyward Skipper (2000-02)	577
6. Ronnie Shelley (1967-69)	573
7. John Raburn (1972-74)	530
8. William Covington (1991-92)	479
9. Tony Myrick (1971-74)	476
10. Perry Griggs (1973-76)	470
11. Julius Pittman (1987-90)	420
12. Jerrel Jernigan (2007-10)	372
13. Justin Albert (2011-12)	371
14. Cedarius Rookard (2015-18)	355
15. Rayshun Reed (1999-2003)	332
16. Andy Swafford (1995-97)	322
17. Danny Grant (1966-69)	317
18. Greg Harris (1984-87)	279
19. Teddy Ruben (2014-15)	270
20. Demetric Shipman (1993-96)	231



Leodis McKelvin is Troy's career record holder in punt returns, punt return yards, punt return touchdowns, kickoff returns and kick return yards

AVERAGE YARDS PER RETURN (min 15 attempts)

Player	Ret	Yds	Avg.
1. Virgil Seay (1978-79)	47	783	16.60
2. Perry Griggs (1973-76)	34	470	13.82
3. John Raburn (1972-74)	40	530	13.25
4. Leodis McKelvin (2004-07)	112	1471	13.13
5. Teddy Ruben (2014-15)	21	270	12.86
6. Jerrel Jernigan (2007-10)	29	372	12.83
7. Maurice Stringer (1993-96)	71	854	12.03
8. Heyward Skipper (2000-02)	49	577	11.78
9. Carl Smith (1980-83)	74	852	11.51
10. Tony Myrick (1971-74)	43	476	11.07
11. Ronnie Shelley (1967-69)	54	573	10.61
12. Danny O'Toole (1983-86)	16	164	10.25
13. Andy Swafford (1995-97)	32	322	10.06
14. Jorrick Calvin (2008)	15	149	9.93
15. William Covington (1991-92)	49	479	9.78
16. Demetric Shipman (1993-96)	24	231	9.63
17. Danny Grant (1966-69)	33	317	9.61
18. Cedarius Rookard (2015-18)	40	355	8.88
19. Julius Pittman (1987-90)	48	420	8.75
20. Jack Smith (1969-70)	20	171	8.55

5. Carl Smith (1980-83)	66
6. Perry Griggs (1973-76)	59
7. Jimmie Haywood (1982-85)	56
8. Marcus Jones (2017-18)	49
9. Teddy Ruben (2014-15)	43
10. Jabir Daughtry-Frye (2016-pr.)	42
11. Robert Kilow (1991-94)	41
12. Arrid Gregory (1993-96)	40
13. Andy Swafford (1993-96)	37
14. Reggie Todd (2019-21)	36
15. Mareno Philyaw (1996-99)	31
16. Jorrick Calvin (2008)	27
Johnny Grimes (1971-73)	27
Jack Smith (1969-70)	27
19. Eric Sloan (1997-99)	26
20. Demontray Carter (2000-01)	25
William Covington (1991-92)	25

AVERAGE YARDS PER RETURN (min 15 attempts)

Player	Ret	Yds	Avg.
1. Danny Grant (1966-69)	21	648	30.86
2. Demontray Carter (2000-01)	25	762	29.04
3. Marcus Jones (2017-18)	52	1,463	28.13
4. Arrid Gregory (1993-96)	40	1,124	28.10
5. Johnny Grimes (1971-73)	27	754	27.93
6. William Covington (1991-92)	25	694	27.76
7. Jabir Daughtry-Frye (2016-19)	42	1,097	26.12
8. Michael Ransaw (1990)	16	412	25.75
9. Jorrick Calvin (2008)	27	693	25.67
10. Mareno Philyaw (1996-99)	31	788	25.42
11. Titus Dixon (1985-88)	74	1,798	24.30
12. Billy Dixon (1975-77)	19	460	24.21
13. Jack Smith (1969-70)	27	651	24.11
14. Robert Kilow (1991-94)	41	987	24.07
15. Leodis McKelvin (2004-07)	99	2,346	23.70
Kaylon Geiger (2019-20)	23	545	23.70
17. Chandler Worthy (2011-14)	81	1,919	23.69
18. Jerrel Jernigan (2007-10)	67	1,580	23.58
19. Perry Griggs (1973-76)	59	1,375	23.31
20. Virgil Seay (1978-79)	20	466	23.30

PUNT RETURN TOUCHDOWNS

Player	Ret	TD
1. Leodis McKelvin (2004-07)	112	7
2. Virgil Seay (1978-79)	47	5
3. Perry Griggs (1973-76)	34	3
4. Heyward Skipper (2000-02)	49	2
Carl Smith (1980-83)	74	2
Sherman Wilkinson (1977-80)	26	2
John Raburn (1972-74)	40	2
Tony Myrick (1971-74)	43	2
9. Cedarius Rookard (2015-18)	40	1
Teddy Ruben (2014-15)	21	1
Jerrel Jernigan (2007-10)	29	1
Andy Swafford (1995-97)	32	1
William Covington (1991-92)	49	1
Julius Pittman (1987-90)	48	1
Doug Mims (1987-89)	1	1
Greg Harris (1984-87)	46	1
Danny O'Toole (1983-86)	16	1
Rufus Cox (1982-84)	3	1
Danny Grant (1966-69)	33	1

KICK RETURN YARDS

Player	Ret	Yds
1. Leodis McKelvin (2004-07)	99	2,346
2. Chandler Worthy (2011-14)	81	1,919
3. Titus Dixon (1985-88)	74	1,798
4. Jerrel Jernigan (2007-10)	67	1,580
5. Marcus Jones (2017-18)	52	1,463
6. Perry Griggs (1973-76)	59	1,375
7. Carl Smith (1980-83)	66	1,300
8. Jimmie Haywood (1982-85)	56	1,186
9. Arrid Gregory (1993-96)	40	1,124
10. Jabir Daughtry-Frye (2016-19)	42	1,097
11. Robert Kilow (1991-94)	41	987
12. Andy Swafford (1993-96)	37	860
14. Reggie Todd (2019-21)	36	833
13. Mareno Philyaw (1996-99)	31	788
14. Johnny Grimes (1971-73)	27	754
15. Teddy Ruben (2014-15)	43	768
16. Demontray Carter (2000-01)	25	762
17. William Covington (1991-92)	25	694
18. Jorrick Calvin (2008)	27	693
19. Jack Smith (1969-70)	27	651
20. Danny Grant (1966-69)	21	648

KICK RETURN TOUCHDOWNS

Player	Ret	TD
1. Marcus Jones (2017-18)	52	4
2. Frank Sadler (1957-59)	N/A	3
3. Chandler Worthy (2011-14)	81	2
Demontray Carter (2000-01)	25	2
5. Reggie Todd (2019-21)	36	1
Jabir Daughtry-Frye (2016-pr.)	34	1
Johnny Grimes (1971-73)	27	1
Perry Griggs (1973-76)	59	1
Billy Dixon (1975-77)	19	1
Virgil Seay (1978-79)	20	1
Carl Smith (1980-83)	66	1
Jimmie Haywood (1982-85)	56	1
Titus Dixon (1985-88)	74	1
William Covington (1991-92)	25	1
Orlando Parker (1993)	10	1
Arrid Gregory (1993-96)	40	1
Cliff Shamburger (1993-96)	16	1
Andy Swafford (1993-96)	37	1
Jonathan Carter (1998-2000)	12	1
Leodis McKelvin (2004-07)	99	1
Jerrel Jernigan (2007-10)	67	1

KICK RETURNS

Player	Ret
1. Leodis McKelvin (2004-07)	99
2. Chandler Worthy (2011-14)	81
3. Titus Dixon (1985-88)	74
4. Jerrel Jernigan (2007-10)	67



Derrick Ansley ranks second in career interceptions with 19

Jorrick Calvin (2008)	27	1
Bryan Willis (2009-12)	1	1

INTERCEPTIONS

Player	Int
1. Ronnie Shelley (1966-69)	36
2. Derrick Ansley (2000-04)	19
3. David Cooper (1967-69)	16
Tyrone Ferguson (1974,76-77)	16
Donnie Arnold (1980-83)	16
6. Mike Haynes (1982-85)	14
7. Jack Smith (1969-70)	13
Doug Mims (1987-89)	13
9. Blace Brown (2014, 2016-18)	12
Tony Myrick (1971-74)	12
Sherman Wilkinson (1977-80)	12
Cedrick Brooks (1991-94)	12
13. Freddie Thomas (1984-87)	11
Demetric Shipman (1993-96)	11
Rayshun Reed (1999-2003)	11
Johnny Faulk (2001-05)	11
17. Cedarius Rookard (2015-18)	10
Tommy Groce (1973-76)	10
Todd Hutsko (1983-86)	10
Chris Archie (1997-2000)	10
Elbert Mack (2006-07)	10

INTERCEPTION RETURN YARDS

Player	Ret	Yds
1. Ronnie Shelley (1967-69)	29	492
2. Sherman Wilkinson (1977-80)	12	328
3. Rayshun Reed (1999-2003)	11	287
4. Jack Smith (1969-70)	13	254
5. Tony Myrick (1971-74)	12	240
6. Donnie Arnold (1980-83)	16	237
7. Jimmy McClain (1998-2001)	4	219
8. Clifford Ivory (1995-97)	9	207
9. Eric Sloan (1997-99)	9	199
10. Harris Spencer (1977-80)	8	196
11. Doug Mims (1987-89)	13	188
12. Blace Brown (2014, 2016-18)	12	181
Derrick Ansley (2000-04)	19	181
14. Cedarius Rookard (2015-18)	10	156
15. Cliff Shamburger (1993-96)	6	156
16. Shane Black (1993-96)	5	151

17. Roderick Young (1982-84)	7	149
18. Darwin Fowler (1969-70)	6	144
19. Tyrone Ferguson (1974,76-77)	16	136
20. Richard Young (1992-95)	9	131

INTERCEPTION RETURN TOUCHDOWNS

Player	Ret	TD
1. Rayshun Reed (1999-2003)	11	3
2. Reddy Steward (2019-pr.)	5	2
Jack Smith (1969-70)	13	2
Junior Haynes (1985-86)	2	2
Doug Mims (1987-89)	13	2
Clifford Ivory (1995-97)	9	2
Jimmy McClain (1998-2001)	4	2
Derrick Ansley (2000-04)	19	2
Boris Lee (2006-08)	8	2

TOTAL TACKLES

Player	Solo	Ast	Total
1. Carlton Martial (2018-22)	255	322	577
2. Gerrick Pimienta (1985-88)	307	256	563
3. Robert Bradley (1982-85)	257	208	465
4. Anthony Rabb (1996-99)	235	172	407
5. Naazir Yamini (1999-2002)	221	153	374
6. Boris Lee (2006-08)	203	146	349
7. Bryan Hubbard (1985-88)	192	152	344
8. Steve Stringfellow (1978-81)	156	182	338
9. Charles Pickett (1974-76)	191	143	334
10. Rick Maxey (1974-77)	200	133	333
11. Jimmy McClain (1998-2001)	191	134	325
12. Tim Tucker (1975-78)	169	142	311
13. Stewart Lowery (1981-84)	163	146	309
14. Derrick Ansley (2000-04)	169	135	304
15. Dennis Anderson (1971-73)	195	104	299
16. Charles Bush (1989-92)	183	113	296
17. Osi Umenyiora (1999-2002)	128	150	278
18. Bernard Davis (2001-05)	153	120	273
19. Freddie Thomas (1984-87)	153	119	272
20. Kenny Craik (1977-80)	139	132	271

UNASSISTED TACKLES

Player	Tackles
1. Gerrick Pimienta (1985-88)	307
2. Robert Bradley (1982-85)	257
3. Carlton Martial (2018-22)	255

4. Anthony Rabb (1996-99)	235
5. Naazir Yamini (1999-2002)	221
6. Boris Lee (2006-08)	203
7. Rick Maxey (1974-77)	200
8. Dennis Anderson (1971-73)	195
9. Bryan Hubbard (1985-88)	192
10. Charles Pickett (1974-76)	191
Jimmy McClain (1998-01)	191
12. Cedrick Brooks (1991-94)	185
13. Charles Bush (1989-92)	183
14. Derrick Ansley (2000-04)	169
15. Tim Tucker (1975-78)	168
16. Sherrad Martin (2004-08)	166
17. Stewart Lowery (1981-84)	163
18. Kanorris Davis (2009-12)	159
Michael Herbert (1985,88-90)	159
20. Leverne Johnson (2001-05)	158

ASSISTED TACKLES

Player	Tackles
1. Carlton Martial (2018-22)	322
2. Gerrick Pimienta (1985-88)	256
3. Robert Bradley (1982-85)	208
4. Steve Stringfellow (1978-81)	182
5. Anthony Rabb (1996-99)	172
6. Naazir Yamini (1999-2002)	153
7. Bryan Hubbard (1985-88)	152
8. Osi Umenyiora (1999-2002)	150
9. Boris Lee (2006-08)	146
Stewart Lowery (1981-84)	146
11. Charles Pickett (1974-76)	143
12. Tim Tucker (1975-78)	142
13. Al Lucas (1996-99)	140
14. Stacy Murry (1994-97)	138
15. Derrick Ansley (2000-04)	135
16. Jimmy McClain (1998-2001)	134
17. Rick Maxey (1974-77)	133
18. Kenny Craik (1977-80)	132
19. Bernard Davis (2001-05)	120
Tony Myrick (1971-74)	120

TACKLES FOR LOSS

Player	TFL
1. DeMarcus Ware (2001-04)	55.0
2. Carlton Martial (2018-22)	50.5
3. Tyler Roberts (2012-15)	41.5
4. Osi Umenyiora (1999-2002)	38.5
5. Brandon Lang (2006-09)	38.0
6. Anthony Rabb (1996-99)	33.5
7. Tim Betts (1997-2000)	33.0
Al Lucas (1996-99)	33.0
9. Jamal Stodom (2014-17)	32.5
10. Jonathan Massaquoi (2010-11)	32.0
11. Javon Solomon (2019-pr.)	31.5
12. Hunter Reese (2015-18)	30.5
13. Cameron Sheffield (2006-09)	29.5
14. Richard Jibunor (2020-pr.)	29.0
Boris Lee (2006-09)	29.0
16. Kenny Mainor (2004-08)	27.0
Naazir Yamini (1999-2002)	27.0
18. Leverne Johnson (2001-05)	25.5
19. Johnny Faulk (2001-05)	25.0
Reggie Lowe (1994-97)	25.0
Stacy Murry (1994-97)	25.0
Antjuan Marsh (1989-92)	25.0

YARDS FROM TACKLES FOR LOSS

Player	TFL	Yds
1. DeMarcus Ware (2001-04)	55.0	250
2. Brandon Lang (2006-09)	38.0	219
3. Tyler Roberts (2012-15)	41.5	188
4. Richard Jibunor (2020-pr.)	29.0	181
5. Osi Umenyiora (1999-2002)	38.5	168

CAREER RECORDS

6.	Jonathan Massaquoi (2010-11)	32.0	167
7.	Javon Solomon (2019-pr.)	31.5	165
8.	Carlton Martial (2018-22)	50.5	163
9.	Jamal Stodom (2014-17)	32.5	151
10.	Reggie Lowe (1994-97)	25.0	148
11.	Anthony Rabb (1996-99)	33.5	147
12.	Jimmy McClain (1998-2001)	15.5	141
13.	Hunter Reese (2015-18)	30.5	140
14.	Kenny Mainor (2004-08)	27.0	129
15.	Rashad Dillard (2014-16)	22.5	127
	Cameron Sheffield (2006-09)	28.5	127
17.	Tim Betts (1997-2000)	33.0	122
18.	Al Lucas (1996-99)	33.0	117
19.	Boris Lee (2006-09)	29.0	109
20.	Shawn Todd (2004-07)	19.0	108

QUARTERBACK SACKS

Player	Sacks	
1. Charles Pickett (1974-76)	43.0	
2. Kenny Craik (1977-80)	31.0	
3. Reggie Lowe (1994-97)	28.0	
4. DeMarcus Ware (2001-04)	27.5	
	Antjuan Marsh (1989-92)	27.5
6. Gary Bradshaw (1980-83)	26.0	
	Rick Maxey (1974-77)	26.0
8. Brandon Lang (2006-09)	24.0	
	Osi Umenyiora (1999-2002)	24.0
	Pratt Lyons (1995-96)	24.0
11. Jesse Wallace (1977-80)	23.0	
12. Will Chohoh (2018-22)	20.5	
13. Richard Jibunor (2020-pr.)	20.0	
14. Tyler Roberts (2012-15)	19.5	
15. Jonathon Massaquoi (2010-11)	19.0	
16. Mike Richardson (1978-81)	18.0	
17. David Summerrall (1987-89)	17.5	
18. Javon Solomon (2019-pr.)	17.0	
	Ralph Sanders (1974-76)	17.0
20. Jamal Stodom (2014-17)	15.5	
	Andrew Wright (1985-87)	15.5

YARDS FROM QUARTERBACK SACKS

Player	Sacks	Yds	
1. Reggie Lowe (1994-97)	28.0	201	
2. DeMarcus Ware (2001-04)	27.5	198	
3. Brandon Lang (2006-09)	24.0	173	
4. Will Chohoh (2018-22)	20.5	152	
5. Richard Jibunor (2020-pr.)	20.0	150	
6. Pratt Lyons (1995-96)	24.0	148	
7. Osi Umenyiora (1999-2002)	24.0	140	
8. Jonathan Massaquoi (2010-11)	19.0	132	
9. Tyler Roberts (2012-15)	19.5	119	
10. Eric James (1993-94)	15.0	106	
11. Hunter Reese (2015-18)	14.0	104	
12. Jamal Stodom (2014-17)	15.5	103	
13. Rashad Dillard (2014-16)	14.5	97	
14. Anthony Rabb (1996-99)	8.5	92	
15. Stacy Murry (1994-97)	14.5	91	
16. Charles Pickett (1974-76)	43.0	87	
17. Byron Powell (1992-94)	14.0	86	
18. Javon Solomon (2019-pr.)	17.0	120	
19. Cameron Sheffield (2006-09)	15.0	78	
	Shawn Todd (2004-07)	9.0	78



DeMarcus Ware is Troy's all-time leader in tackles for loss, tackles for loss yardage; ranks fifth in sacks and second in sacks yardage

ALL-PURPOSE YARDS

	Yrs	Off/Def	KOR	PR	Tot
1. Jerrel Jernigan	2007-10	4,033	1,580	372	5,985
2. Perry Griggs	1973-76	2,234	1,375	470	4,079
3. Danny Grant	1966-69	2,915	648	317	3,880
4. Leodis Mckelvin	2004-07	56	2,346	1,471	3,873
5. Chandler Worthy	2011-14	1,943	1,919	-	3,862
6. Shawn Southward	2009-12	3,717	132	-	3,849
7. Arrid Gregory	1993-96	2,714	1,124	-	3,838
8. Jordan Chunn	2013-17	3,678	16	-	3,694
9. DeWhitt Betterson	2001-04	3,501	151	-	3,652
10. Titus Dixon	1985-88	1,843	1,798	-	3,641
11. Duluan Harris	2007-10	3,200	278	18	3,496
12. Carl Smith	1980-83	1,122	1,300	852	3,274
13. Ted Horstead	1983-86	3,009	7	-	3,016
14. Jimmie Haywood	1982-85	1,817	1,186	-	3,003
15. Kimani Vidal	2020-pr.	2,848	10	-	2,948
16. Demontray Carter	2000-01	2,113	726	-2	2,837
17. Heyward Skipper	1999-02	1,871	333	577	2,781
18. Eddie Coleman	1990-92	2,585	192	-	2,777
19. Eric Thomas	2010-13	2,655	15	-	2,671
20. Robert Kilow	1991-94	1,671	-	987	2,658

ALL-PURPOSE YARDS/GAME (min 1000 yards)

	Yrs	Off/Def	KOR	PR	Tot
1. Demontray Carter	2000-01	2113	726	-2	131.6
2. Jerrel Jernigan	2007-10	4033	1580	372	119.7
3. Virgil Seay	1978-79	765	466	783	106.0
4. Perry Griggs	1973-76	2234	1375	470	102.0
5. Kaylon Geiger	2019-20	1677	545	26	97.7
6. Orlando Parker	1993	1015	294	-	93.5
7. Jonathan Carter	1998-2000	1005	306	-	93.1
8. Danny Grant	1966-69	2915	648	317	92.4
9. William Covington	1991-92	810	694	479	90.1
10. Teddy Ruben	2014-15	1112	768	270	89.6
11. Arrid Gregory	1993-96	2714	1124	-	89.3
12. Eddie Coleman	1990-92	2585	192	-	86.8
13. Titus Dixon	1985-88	1843	1798	-	86.7
14. Johnny Grimes	1971-73	1717	754	-	85.2
15. Kimani Vidal	2020-pr.	2,848	10	-	84.1
16. Chandler Worthy	2011-14	1943	1919	-	82.2
17. DeWhitt Betterson	2001-04	3501	151	-	81.2
18. Leodis Mckelvin	2004-07	56	2346	1471	80.7
19. Carl Smith	1980-83	1122	1300	852	79.9
20. Reggie Todd	2019-21	1487	833	2	78.6

RUSHING YARDS

Year	Player	Rushes	Yards
2022	Kimani Vidal	231	1,132
2021	Kimani Vidal	152	701
2020	Kimani Vidal	101	516
2019	DK Billingsley	155	901
2018	B.J. Smith	219	1,186
2017	Jordan Chunn	154	774
2016	Jordan Chunn	279	1,288
2015	Brandon Burks	201	1,005
2014	Brandon Burks	96	597
2013	Brandon Burks	134	675
2012	Shawn Southward	194	1,012
2011	Shawn Southward	123	556
2010	Shawn Southward	115	643
2009	Shawn Southward	110	602
2008	DuJuan Harris	210	1,077
2007	Kenny Cattouse	133	791
2006	Kenny Cattouse	168	837
2005	Joel Whingter	95	531
2004	DeWhitt Betterson	256	1,286
2003	DeWhitt Betterson	244	1,161
2002	LeBarron Black	210	757
2001	Demontray Carter	160	801
2000	Demontray Carter	148	865
1999	Phillip Jones	159	831
1998	Wayne Thomas	75	435
1997	Joe Jackson	128	622
1996	Arrid Gregory	212	1,337
1995	Ted Yarbrough	152	860
1994	Derrick Washington	73	654
1993	Ted Yarbrough	95	569
1992	Eddie Coleman	160	1,044
1991	Eddie Coleman	176	821
1990	Derrick Moore	148	748
1989	Tony Jackson	109	521
1988	Tony Jackson	101	481
1987	Tony Jackson	176	938
1986	Eddie Brundidge	200	987
1985	Ted Horstead	189	840
1984	Ted Horstead	238	1,123
1983	Jimmie Haywood	120	661
1982	Dwayne Thompson	92	594
1981	Larry Mason	82	462
1980	Willie Tullis	102	450

1979	John Anthony	104	505
1978	Boyd Grant	166	820
1977	Ron Daniels	134	719
1976	Sullivan Walker	144	786
1975	Sullivan Walker	75	457
1974	Richard Bassett	104	631
1973	Johnny Grimes	157	645
1972	Johnny Grimes	136	587
1971	Cliff Dunham	125	477
1970	Bill Ragle	125	399
1969	J.A. Williams	106	391
1968	Cecil Barber	167	724
1967	Jeff Cotton	117	499

PASSING YARDS

Year	Player	Yards
2022	Gunnar Watson	2,818
2021	Gunnar Watson	1,613
2020	Gunnar Watson	2,141
2019	Kaleb Barker	3,628
2018	Sawyer Smith	1,669
2017	Brandon Silvers	3,290
2016	Brandon Silvers	3,180
2015	Brandon Silvers	2,378
2014	Brandon Silvers	1,836
2013	Corey Robinson	3,219
2012	Corey Robinson	3,121
2011	Corey Robinson	3,411
2010	Corey Robinson	3,726
2009	Levi Brown	4,254
2008	Levi Brown	2,030
2007	Omar Haugabook	2,975
2006	Omar Haugabook	2,401
2005	Carl Meadows	974
2004	Aaron Leak	756
2003	Aaron Leak	1,427
2002	Hansell Bearden	1,462
2001	Brock Nutter	2,098
2000	Brock Nutter	1,999
1999	Brock Nutter	2,259
1998	Brock Nutter	1,435
1997	Adam Russell	918
1996	Stan Davis	1,461
1995	Jeremy Rowell	1,125
1994	Jeremy Rowell	2,091

1993	Kelvin Simmons	2,924
1992	Kelvin Simmons	1,076
1991	Brad Stevens	1,013
1990	Steve Summers	881
1989	Steve Summers	356
1988	Bob Godsey	965
1987	Mike Turk	1,460
1986	Mike Turk	1,059
1985	Mike Turk	666
1984	Mike Turk	989
1983	Carey Christensen	902
1982	John McKinnon	847
1981	Doug Brown	759
1980	Willie Tullis	1,880
1979	Willie Tullis	1,158
1978	Eddie Rohrbaugh	565
1977	Phillip Brazell	1,475
1976	Gerald Collins	783
1975	Bobby Lee	1,378
1974	Bobby Lee	1,478
1973	Ken McLain	1,181
1972	Harold Hogan	495
1971	Ken McLain	559
1970	Al Head	2,543
1969	Lionel Rainey	838
1968	Sim Byrd	3,569
1967	Sim Byrd	2,457
1966	Sim Byrd	1,593

RECEIVING YARDS

Year	Player	Rec	Yards
2022	Tez Johnson	56	863
2021	Tez Johnson	67	735
2020	Kaylon Geiger	64	752
2019	Kaylon Geiger	77	873
2018	Damion Willis	56	876
2017	Deondre Douglas	48	628
2016	Emanuel Thompson	80	820
2015	Teddy Ruben	63	879
2014	Bryan Holmes	34	474
2013	Eric Thomas	66	993
2012	Chip Reeves	65	1,050
2011	Eric Thomas	67	875
2010	Jerrel Jernigan	84	822
2009	Jerrel Jernigan	71	1,101
2008	Jerrel Jernigan	77	868
2007	Gary Banks	61	698
2006	Gary Banks	68	603
2005	Smokey Hampton	39	582
2004	Jason Samples	38	687
2003	Jason Samples	48	620
2002	Jason Samples	45	552
2001	Heyward Skipper	60	995
2000	Jonathan Carter	44	737
1999	Mareno Philyaw	37	708
1998	Jeff Hammond	21	245
1997	Callarious Williams	22	266
1996	Ryan Pearson	19	229
1996	Jeff Hammond	19	353
1995	Maurice Stringer	27	283
1994	Robert Kilow	43	629
1993	Robert Kilow	56	933
1992	Lance Sasser	20	339
1991	William Covington	26	393
1990	Julius Pittman	26	503
1989	Jeff Hall	20	266
1988	Titus Dixon	19	248
1987	Greg Harris	41	654
1986	Greg Harris	39	692
1985	Titus Dixon	20	327
1984	Rufus Cox	56	1,169
1983	Carl Smith	35	685
1982	Carl Smith	17	298
1981	Kelvin Murdock	42	634
1980	Kelvin Murdock	33	837
1979	Kelvin Murdock	33	653
1978	Ted Suttle	18	204



Brandon Silvers is one of three quarterbacks to have led Troy in passing yards in four consecutive seasons along with Corey Robinson and Brock Nutter

YEARLY LEADERS



Chandler Worthy led the Trojans in kickoff returns in three of his four seasons & all-purpose yards twice

1977	Charlie Smoke	24	404
1976	Perry Griggs	24	486
1975	Perry Griggs	24	380
1974	Perry Griggs	32	611
1973	Perry Griggs	30	498
1972	Mike Culbertson	38	597
1971	Mike Culbertson	25	395
1970	Vince Green	60	1,030
1969	Vince Green	43	712
1968	Danny Grant	72	1,002
1967	Danny Grant	51	721

TOTAL OFFENSE YARDS

Year	Player	Yards
2022	Gunnar Watson	2,645
2021	Gunnar Watson	1,549
2020	Gunnar Watson	2,075
2019	Kaleb Barker	3,765
2018	Sawyer Smith	1,860
2017	Brandon Silvers	3,340
2016	Brandon Silvers	3,308
2015	Brandon Silvers	2,419
2014	Brandon Silvers	2,032
2013	Corey Robinson	3,108
2012	Corey Robinson	3,074
2011	Corey Robinson	3,333
2010	Corey Robinson	3,626
2009	Levi Brown	4,261
2008	Levi Brown	2,047
2007	Omar Haugabook	3,592
2006	Omar Haugabook	2,714
2005	Carl Meadows	873
2004	DeWhitt Betterson	1,286
2003	Aaron Leak	1,635
2002	Hansell Bearden	1,673
2001	Brock Nutter	1,895
2000	Brock Nutter	1,905
1999	Brock Nutter	1,921
1998	Brock Nutter	1,526
1997	Adam Russell	821
1996	Stan Davis	1,830
1995	Jeremy Rowell	1,509
1994	Jeremy Rowell	2,670
1993	Kelvin Simmons	3,250
1992	Kelvin Simmons	1,770
1991	Brad Stevens	1,272
1990	Steve Summers	835
1989	Bob Godsey	690
1987	Mike Turk	2,390
1986	Mike Turk	1,671
1985	Mike Turk	1,101

1984	Mike Turk	1,545
1983	Carey Christensen	1,428
1982	John McKinnon	727
1981	Doug Brown	1,144
1980	Willie Tullis	2,330
1979	Willie Tullis	1,506
1978	Boyd Grant	820
1977	Phillip Brazell	1,580
1976	Gerald Collins	988
1975	Bobby Lee	1,285
1974	Bobby Lee	1,393
1973	Ken McLain	1,153
1972	Harold Hogan	793
1971	Ken McLain	632
1970	Al Head	2,289
1969	Lionel Rainey	1,194
1968	Sim Byrd	3,343
1967	Sim Byrd	2,390
1966	Sim Byrd	1,540

ALL-PURPOSE YARDS

Year	Player	Yards
2022	Kimani Vidal	1,282
2021	Tez Johnson	798
2020	Kaylon Geiger	1,125
2019	Reggie Todd	1,133
2018	B.J. Smith	1,303
2017	Marcus Jones	1,104
2016	Jordan Chunn	1,516
2015	Teddy Ruben	1,559
2014	Chandler Worthy	1,187
2013	Brandon Burks	1,044
2012	Shawn Southward	1,374
2011	Chandler Worthy	953
2010	Jerrel Jernigan	2,080
2009	Jerrel Jernigan	2,264
2008	DuJuan Harris	1,314
2007	Leodis McKelvin	1,192
2006	Kenny Cattouse	956
2005	Leodis McKelvin	1,031
2004	DeWhitt Betterson	1,291
2003	DeWhitt Betterson	1,324
2002	Heyward Skipper	855
2001	Demontray Carter	1,448
2000	Demontray Carter	1,389
1999	Mareno Philyaw	1,117
1998	Mareno Philyaw	814
1997	Andy Swafford	1,056
1996	Arrid Gregory	1,825
1995	Ted Yarbrough	964
1994	Robert Kilow	1,034
1993	Robert Kilow	1,456
1992	Eddie Coleman	1,308
1991	Eddie Coleman	889
1990	Derrick Moore	821
1989	Derrick Moore	735
1987	Titus Dixon	1,625
1986	Greg Harris	1,007
1985	Ted Horstead	887
1984	Rufus Cox	1,307
1983	Carl Smith	1,115
1982	Carl Smith	1,272
1981	Carl Smith	729
1980	Kelvin Murdock	837
1979	Virgil Seay	1,049
1978	Virgil Seay	965
1977	Sullivan Walker	913



B.J. Smith led Troy in rushing and all-purpose yards in 2018

1976	Perry Griggs	864
1975	Perry Griggs	949
1974	Perry Griggs	1,585
1973	Johnny Grimes	1,041
1972	Johnny Grimes	1,105
1971	Cliff Dunham	579
1970	Vince Green	1,108
1969	Vince Green	734
1968	Danny Grant	1,518
1967	Danny Grant	1,104
1966	Danny Grant	651

PUNT RETURN YARDS

Year	Player	Ret	Yards
2022	Tez Johnson	6	69
2021	Tez Johnson	8	63
2020	Tez Johnson	9	42
2019	Kaylon Geiger	4	15
2018	Cedarius Rookard	10	119
2017	Marcus Jones	14	115
2016	Cedarius Rookard	21	172
2015	Teddy Ruben	16	221
2014	Teddy Ruben	5	49
2013	Bryan Holmes	5	103
2012	Justin Albert	18	141
2011	Justin Albert	28	230
2010	Jerrel Jernigan	23	306
2009	Cornelius Williams	28	110
2008	Jorrick Calvin	15	149
2007	Leodis McKelvin	25	436
2006	Leodis McKelvin	28	314
2005	Leodis McKelvin	33	417
2004	Leodis McKelvin	26	304
2003	Rayshun Reed	20	131
2002	Heyward Skipper	16	176
2001	Heyward Skipper	21	215
2000	Rayshun Reed	24	201
1999	Kovey Jones	14	78
1998	Eric Sloan	15	112
1997	Andy Swafford	32	322
1996	Maurice Stringer	31	128
1995	Maurice Stringer	32	362
1994	Maurice Stringer	21	119
1993	Maurice Stringer	18	245
1992	William Covington	23	318
1991	William Covington	26	161
1990	Julius Pittman	27	285
1989	Julius Pittman	14	91
1988	Kenny Edenfield	11	77
1987	Greg Harris	34	138
1986	Greg Harris	12	142
1985	Brad Sims	23	152
1984	Danny O'Toole	16	164
1983	Carl Smith	19	172
1982	Carl Smith	35	411
1981	Carl Smith	18	255
1980	Sherman Wilkinson	24	195
1979	Virgil Seay	25	457
1978	Virgil Seay	22	326
1977	Tyrone Ferguson	12	71
1976	Perry Griggs	16	64
1975	Perry Griggs	8	126
1974	Perry Griggs	10	280
1973	John Raburn	21	271
1972	John Raburn	13	184
1971	Tony Myrick	19	209
1970	Jack Smith	15	145
1969	Ronnie Shelley	20	282
1968	Ronnie Shelley	30	269
1967	Danny Grant	13	168

KICK RETURN YARDS

Year	Player	Ret	Yards
2022	Jabre Barber	5	130
2021	Markeis Colvin	12	235
2020	Reggie Todd	19	368
2019	Reggie Todd	17	465

2018	Marcus Jones	23	584
2017	Marcus Jones	29	879
2016	Jabir Daughtry-Frye	20	558
2015	Teddy Ruben	24	447
2014	Chandler Worthy	27	704
2013	Wilson Van Hooser	15	237
2012	Chandler Worthy	23	507
2011	Chandler Worthy	24	563
2010	Jerrel Jernigan	25	630
2009	Jerrel Jernigan	39	897
2008	Jorrick Calvin	27	693
2007	Leodis McKelvin	33	765
2006	Leodis McKelvin	27	634
2005	Leodis McKelvin	24	619
2004	Adrian Ghent	16	373
2003	Toris Rutledge	16	333
2002	Heyward Skipper	19	307
2001	Demontray Carter	17	455
2000	Jonathan Carter	10	286
1999	Mareno Philyaw	16	371
1998	Mareno Philyaw	16	432
1997	Andy Swafford	14	440
1996	Andy Swafford	21	368
1995	Arrid Gregory	11	319
1994	Arrid Gregory	18	511
1993	Robert Kilow	21	515
1992	William Covington	13	360
1991	William Covington	12	334
1990	Michael Ransaw	16	412
1989	Derrick Moore	19	361
1988	Titus Dixon	21	451
1987	Titus Dixon	29	747
1986	Titus Dixon	24	600
1985	Jimmie Haywood	19	334
1984	Jimmie Haywood	25	576
1983	Carl Smith	15	263
1982	Carl Smith	26	536
1981	Carl Smith	19	404
1980	Tony Brown	5	98
1979	Virgil Seay	8	151
1978	Virgil Seay	12	315
1977	Sullivan Walker	8	133
1976	Perry Griggs	15	293
1975	Perry Griggs	14	393
1974	Perry Griggs	26	531
1973	Johnny Grimes	13	307
1972	Johnny Grimes	9	309
1971	Terry Peebles	6	132
1970	Jack Smith	18	451

1969	Jack Smith	9	200
1968	Danny Grant	12	417
1967	Danny Grant	8	207

SCORING LEADERS

Year	Player	Points
2022	Brooks Buce	92
2021	Brooks Buce	56
2020	Evan Legassey	73
2019	Tyler Sumpter	88
2018	Tyler Sumpter	99
2017	Jordan Chunn	60
2016	Ryan Kay	102
2015	Jed Solomon	84
2014	Ryan Kay	60
2013	Jordan Chunn	84
2012	Will Scott	91
2011	Eric Thomas	54
2010	Michael Taylor	101
2009	Michael Taylor	76
2008	Sam Glusman	108
2007	Greg Whibbs	96
2006	Greg Whibbs	68
2005	Greg Whibbs	52
2004	Greg Whibbs	68
2003	DeWhitt Betterson	54
2002	Thomas Olmsted	54
2001	Demontray Carter	78
2000	Lawrence Tynes	88
1999	Lawrence Tynes	86
1998	Lawrence Tynes	64
1997	Steven Kelley	48
1996	Joe Jackson	102
1995	Ollie Quass	85
1994	Jeremy Rowell	90
1993	Jimmy Godwin	84
1992	Matt Stone	65
1991	Matt Stone	56
1990	Tony Lasseter	52
1989	Brian Wilson	17
1988	Brian Wilson	18
1987	Ted Clem	105
1986	Ted Clem	66
1985	Ted Clem	52
1984	Ted Clem	87
1983	Carey Christensen	54
1982	Don Van Wie	49
1981	Anthony Fowlkes	38
1980	Tank Summers	44



Carlton Martial is the all-time leading tackler in NCAA FBS history in addition to Troy and Sun Belt history; he is the only player in program history to lead the team in tackles in four different seasons.

YEARLY LEADERS




Boris Lee led the Trojans in tackles from 2007-09

1980	Josh Anthony	44
1979	Rusty Adams	28
1978	Randy Yancey	44
1977	Sullivan Walker	60
1976	Randy Yancey	42
1975	Billy Dixon	36
1975	Larry Russell	36
1974	Perry Griggs	68
1973	Steve Williams	44
1972	Johnny Grimes	60
1971	Randy Hicks	34
1970	Vince Green	60
1969	Vince Green	54

TACKLES

Year	Player	Tkls
2022	Carlton Martial	135
2021	Carlton Martial	127
2020	Carlton Martial	113
2019	Carlton Martial	126
2018	Tron Folsom	81
2017	Tron Folsom	80
2016	William Lloyd	70
2015	Montres Kitchens	79
2014	Montres Kitchens	88
2013	Camren Hudson	81
2012	Kanorris Davis	83
	Brynden Trawick	83
2011	Brynden Trawick	123
2010	Xavier Lamb	91
2009	Boris Lee	88
2008	Boris Lee	108
2007	Boris Lee	82
2006	Brannon Condren	93
2005	Bernard Davis	75
2004	Bernard Davis	102
2003	Derrick Ansley	94
2002	Naazir Yamini	118
2001	Corey Sears	111
2000	Naazir Yamini	129
1999	Anthony Rabb	172
1998	Anthony Rabb	102
1997	Anthony Rabb	115
1996	Willie Smith	104
1995	Pratt Lyons	88
1994	Duwan Walker	78
1993	Cedrick Brooks	97
1992	Cedrick Brooks	73
1991	Charles Bush	128
1990	Michael Herbert	96
1989	Michael Herbert	95

1988	Gerrick Pimienta	110
1987	Gerrick Pimienta	198
1986	Gerrick Pimienta	131
1985	Robert Bradley	149
1984	Robert Bradley	135
1983	Robert Bradley	141
1982	Gabriel Thomas	108
1981	Steve Reese	87
1980	Steve Stringfellow	113
1979	Steve Stringfellow	108
1978	Tim Tucker	118
1977	Rick Maxey	93
1976	Charles Pickett	107
1975	Rick Maxey	119
1974	Charles Pickett	111
1973	Dennis Anderson	151



Cedarius Rookard led Troy and the Sun Belt while ranking 10th nationally with five interceptions in 2018

1972	Wade Brantley	127
1971	Greg Wright	104

INTERCEPTIONS

Year	Player	Int
2022	Reddy Steward	3
2021	Four Players	2
2020	Terence Dunlap	3
2019	Will Sunderland	4
2018	Cedarius Rookard	5
2017	Blace Brown	5
2016	Blace Brown	6
2015	LaMarcus Farmer	3
2014	Montres Kitchens	6
2013	Camren Hudson	2
2012	Brynden Trawick	3
2011	Jimmie Anderson	2
	Barry Valcin	2
	LaDarrius Madden	2
2010	LaDarrius Madden	3
2009	Bryan Willis	4
2008	Terence Moore	6
2007	Elbert Mack	8
2006	Boris Lee	3
2005	Johnny Faulk	2
	Sherrod Martin	2
2004	Johnny Faulk	5
	Derrick Ansley	5
2003	Derrick Ansley	9
2002	Johnny Faulk	2
	David Philyaw	2
	Derrick Ansley	2
2001	Rayshun Reed	6
2000	Antonio Thompson	5
1999	Chris Archie	7
1998	Eric Sloan	7
1997	Clifford Ivory	7
1996	Demetric Shipman	5
1995	Richard Young	3
1994	Cedrick Brooks	6
1993	Barron Owens	4
1992	Cedrick Brooks	5
1991	Leonard Wheeler	5
1990	Rodney Singleton	2
1989	Phyl Brown	2
	Charles Bush	2
1988	Doug Mims	8
1987	Al Harris	3
	Doug Parris	3
1986	Phyl Brown	5
	Freddie Thomas	5
1985	Mike Haynes	5
1984	Mike Haynes	6
1983	Roderick Young	3
	Donnie Arnold	3
1982	Donnie Arnold	7
1981	Donnie Arnold	6
1980	Sherman Wilkinson	6
1979	Sherman Wilkinson	4
	Pat Mathews	4
1978	Six Players	2
1977	Jerome Crowe	5
1976	Tyrone Ferguson	8
1975	Tommy Groce	3
1974	Tyrone Ferguson	6
1973	Tony Myrick	3
1972	Terry Peebles	3
1971	Tony Myrick	2
1970	Jack Smith	8
1969	David Cooper	7
1968	Ronnie Shelley	15
1967	Ronnie Shelley	8

TROY

2023 FOOTBALL SCHEDULE



STEPHEN F. AUSTIN
SAT, SEP. 2



KANSAS STATE
SAT, SEP. 9



JAMES MADISON*
SAT, SEP. 16



WESTERN KENTUCKY
SAT, SEP. 23



GEORGIA STATE*
SAT, SEP. 30



ARKANSAS STATE*
SAT, OCT. 7



ARMY
SAT, OCT. 14



TEXAS STATE*
SAT, OCT. 28



SOUTH ALABAMA*
THU, NOV. 2



ULM*
SAT, NOV. 11



LOUISIANA*
SAT, NOV. 18



SOUTHERN MISS*
SAT, NOV. 25



SUN BELT CHAMPIONSHIP
SAT, DEC. 2

HOME

AWAY

***SUN BELT CONFERENCE**

