



2023 TEXAS TECH FOOTBALL

MEDIA GUIDE



THE FUTURE OF TEXAS TECH FOOTBALL



THE
BRAND
TOUGHEST, HARDEST-WORKING, MOST COMPETITIVE



2023 TEXAS TECH FOOTBALL MEDIA GUIDE

Texas Tech University Athletics Communications

Summer 2023

TABLE OF CONTENTS



INTRODUCTION

Quick Facts	3
Roster Information	4-11
Big 12 Composite Schedule	12-13
Season Preview	14-20

THE RED RAIDERS

The Returners	22-71
The Newcomers	72-84

COACHING STAFF

Head Coach Joey McGuire	86-89
Assistant Coaches	90-102
Support Staff	103-110

2022 SEASON REVIEW

Notes and Standings	112-118
Season Stats	119-133
Game-by-Game Recaps	134-146

HISTORY & TRADITION

All-Time Head Coaches/Records	148-149
All-Time Assistant Coaches	150-151
Year-by-Year Results	152-160
Series Records	161-169
Bowl History/Records	170-172
Texas Tech in the National Rankings	173-174
Miscellaneous Records	175-181
All-Time Letterwinners	182-192
National Awards	193-194
All-Americans	195-196
All-Conference Awards	197-203
Team Awards	204-205
All-Star Games	206-207
Red Raiders In The NFL	208-210
Red Raiders In The NFL Draft	211-214
Red Raiders in the Super Bowl	215
NFL Honors	216
Texas Tech Ring of Honor	217-218
College Football Hall of Fame	219
Texas Tech Hall of Fame/Hall of Honor	220-222

RECORD BOOK

Passing Records	224-225
Rushing Records	226-227
Receiving Records	228-229
Total Offense Records	230
All-Purpose Yards Records	231
Scoring Records	232-233
Defensive Records	234
Kick Return Records	235
Punting Records	236
Punt Return Records	237
Team Records	238-239
Year-by-Year Leaders	240-243
Year-by-Year Stats	244-248
Opponent Records	249
Jones AT&T Stadium Records	250-251
Red Raiders in FBS Record Book	252

MEDIA INFORMATION

Athletics Administration	254-255
University History/Administration	256-257
Texas Tech Traditions	258-259
Texas Tech Sports Network	260
Texas Tech Athletics Communications/Media Information	261-262

CREDITS

Editors: Matt Dowdy, Matt Burkholder
Editorial Assistance: Kaden Chumbley, Chris Duarte, Andrew Stern
Casey Montalvo, Hannah Lax, previous communications staff
Photography: Elise Bressler, Brandon Brieger, Michael Strong, Ryli Bird
Norvelle Kennedy, Wyatt Adams, Jack Pepper, USA Today, Texas Tech Office of Communications and Marketing, NFL Teams.



TEXAS TECH ATHLETICS MISSION STATEMENT
To Educate, Serve and Grow Fearless Champions

RED RAIDERS AT A GLANCE

TEXAS TECH UNIVERSITY QUICK FACTS

Location	Lubbock, Texas
Founded	1923
Enrollment	40,666
Chancellor	Dr. Tedd Mitchell
President	Dr. Lawrence Schovanec
Director of Athletics	Kirby Hocutt
Faculty Athletics Representative	Brian Shannon
NCAA Affiliation	Division I
Athletics Conference	Big 12 (Charter Member)
Nickname	Red Raiders
Official Mascot	Masked Rider (horse and rider)
Unofficial Mascot	Raider Red (cartoon figure)
Colors	Scarlet (PMS 485C) & Black (Process Black)
Stadium (2023 capacity)	Jones AT&T Stadium (56,200)
Stadium Luxury Suites	85
Stadium Club Seats	1,644
Stadium Surface	Hellas Matrix Helix (installed 2023)
Band	Goin' Band From Raiderland (400 members)

TEAM INFORMATION

2022 Record/Big 12 Finish	8-5, 5-4/4th
First Year of Football	1925
All-Time Record	590-475-32 (98 Seasons)
All-Time Conference Record	283-261-10
Conference Championships	11
Big 12 Division Championships (Last)	1 (South-2008)
Bowl Appearances (Record)	40 (16-23-1)

COACHING STAFF

Head Coach	Joey McGuire
First Year At Tech	2022
Record At Tech	8-5 (2nd Season)
Big 12 Record	5-4 (2nd Season)
Career Record	8-5 (2nd Season)
Assoc. HC: Special Teams Coordinator/Running Backs	Kenny Perry (2nd Season)
Offensive Coordinator: Quarterbacks	Zach Kittley (2nd Season)
Defensive Coordinator	Tim DeRuyter (2nd Season)
Assistant Head Coach: Passing Game Coord./WRs	Justin Johnson (1st Season)
Assistant Coach: Linebackers	C.J. Ah You (2nd Season)
Assistant Coach: Inside Linebackers	Josh Bookbinder (2nd Season)
Assistant Coach: Tight Ends	Josh Cochran (2nd Season)
Assistant Coach: Defensive Line	Zarnell Fitch (2nd Season)
Assistant Coach: Offensive Line	Stephen Hamby (2nd Season)
Assistant Coach: Passing Game Coordinator/DBs	Marcel Yates (2nd Season)
Head Strength & Conditioning Coach	Lance Barlow (2nd Season)

SUPPORT STAFF

Associate Strength & Conditioning Coach	Aaron Hall (2nd Season)
Associate Strength & Conditioning Coach	Brandon Lee (3rd Season)
Assistant Strength & Conditioning Coach	Brandyn Musgrave (2nd Season)
Assistant Strength & Conditioning Coach	Khalid Blount (1st Season)
Applied Sports Scientist for Football	R.J. Torres (2nd Season)
Strength and Conditioning Post-Grad Intern	Josh Haverfield (2nd Season)
Associate A.D./Football Administration	Antonio Huffman (5th Season)
Director of Football Operations	Quintin Jordan (2nd Season)
Director of Player Personnel	James Blanchard (2nd Season)
Director of Player Development	Dave Martin (2nd Season)
Director of Scouting	Brian Nance (2nd Season)
Director of Recruiting Operations	Kate Shealy (3rd Season)
Director of On-Campus Recruiting	Preslee Quisenberry (2nd Season)
Executive Associate for Head Coach	Lesha Weatherford (2nd Season)
Asst. Director of Recruiting & Operations	Harrison Hanna (2nd Season)
Asst. Director for Player Support Development	Sammy Morris (3rd Season)
Senior Analyst - Offense	Kirk Bryant (2nd Season)
Special Teams Analyst	Tyler Schovanec (2nd Season)
Offensive Graduate Assistant	Lou Bunning (2nd Season)
Offensive Graduate Assistant	Trent Vasey (2nd Season)
Defensive Graduate Assistant	Jah' Shawn Johnson (2nd Season)

Defensive Graduate Assistant	Cole Maxwell (1st Season)
Offensive Quality Control	Diego Ortiz (7th Season)
Defensive Quality Control	Ryan Conry (2nd Season)
Defensive Quality Control	James Lockhart (2nd Season)
Head Football Dietitian	Hannah Petersen (2nd Season)
Assistant Football Dietitian	Gentry Hicks (1st Season)
Assistant A.D./Equipment Operations	Zane Perry (19th Season)
Head Football Equipment Manager	Cayman Ancell (7th Season)
Assistant Equipment Manager	Roger Lira (12th Season)
Assistant Equipment Manager	Austin Nettles (1st Season)
Equipment Coordinator	Tanner Nied (1st Season)
Director of Football Video	Eric Gerald (8th Season)
Assistant Director of Football Video	Jacob Chavarria (2nd Season)
Associate A.D./Head Athletic Trainer	Michael Ramirez (7th Season)
Associate Athletic Trainer	Jordan Shimoda (1st Season)
Assistant Athletic Trainer	Steven Lapsos (3rd Season)
Assistant Athletic Trainer	Erika Dean (1st Season)

2023 SCHEDULE

Date	Opponent	Location	Time	TV
Sept. 2	at Wyoming	Laramie, Wyo.	6:30 p.m.	CBS
Sept. 9	OREGON	Lubbock, Texas	6 p.m.	FOX
Sept. 16	TARLETON STATE	Lubbock, Texas	6 p.m.	BIG12Now
Sept. 23	at West Virginia*	Morgantown, W.Va.	TBA	TBA
Sept. 30	HOUSTON*	Lubbock, Texas	TBA	TBA
Oct. 7	at Baylor*	Waco, Texas	TBA	TBA
Oct. 14	KANSAS STATE*	Lubbock, Texas	TBA	TBA
Oct. 21	at BYU*	Provo, Utah	TBA	TBA
Nov. 2	TCU*	Lubbock, Texas	6 p.m.	FS1
Nov. 11	at Kansas*	Lawrence, Kan.	TBA	TBA
Nov. 18	UCF*	Lubbock, Texas	TBA	TBA
Nov. 24	at Texas*	Austin, Texas	6:30 p.m.	ABC

2022 RESULTS

Date	Opponent	Location	Result
Sept. 3	MURRAY STATE	Lubbock, Texas	W, 63-10
Sept. 10	#25 HOUSTON	Lubbock, Texas	W, 33-30 (OT)
Sept. 17	at No. 16 N.C. State	Raleigh, N.C.	L, 14-27
Sept. 24	#22 TEXAS*	Lubbock, Texas	W, 37-34 (OT)
Oct. 1	at #25 Kansas State*	Manhattan, Kan.	L, 28-37
Oct. 8	at #7 Oklahoma State*	Stillwater, Okla.	L, 31-41
Oct. 22	WEST VIRGINIA*	Lubbock, Texas	W, 48-10
Oct. 29	BAYLOR*	Lubbock, Texas	L, 17-45
Nov. 5	at #7 TCU*	Fort Worth, Texas	L, 24-34
Nov. 12	KANSAS*	Lubbock, Texas	W, 43-28
Nov. 19	at Iowa State*	Ames, Iowa	W, 14-10
Nov. 26	OKLAHOMA*	Lubbock, Texas	W, 51-48 (OT)
Dec. 28	vs. Ole Miss*	Houston, Texas	W, 42-25

Key - BOLD home games | * Big 12 conference game | ^ TaxAct Texas Bowl

RETURNING STATISTICAL LEADERS

PASSING	Comp.	Att.	Yards	Pct.	TD	INT	Avg./G	Effic.
Tyler Shough	106	177	1,304	55.9	7	4	186.3	130.3

RUSHING	Att.	Yards	Avg.	TD	Yds./Gm	Long
Tahj Brooks	147	691	4.7	7	53.2	37

RECEIVING	Rec.	Yards	Avg.	TD	Yds./Gm	Long
Jerand Bradley	51	744	14.6	6	62.0	47
Myles Price	51	513	10.1	2	46.6	54
Xavier White	45	572	12.7	3	44.0	55
Loic Founouji	34	451	13.3	3	34.7	39

TACKLES	Solo	Assist	Total	TFL	Sacks	INT	PBU	FF	FR
Dadrión Taylor-Demerson	54	20	74	5.5	1.0	3	5	2	2
Jaylon Hutchings	30	20	50	5.5	1.5	0	0	1	1
Jesiah Pierre	24	16	40	7.0	4.5	0	1	1	0
Rayshad Williams	28	9	37	1.0	0.0	1	7	0	1

NUMERICAL ROSTER

NO	PLAYER	POS	HT	WT	YR-EX	HOMETOWN (HIGH SCHOOL)
0	Cam/Ron Valdez	RB	5-9	205	So-1L	Rockdale, Texas (Rockdale)
0	Rayshad Williams*	DB	6-3	215	Sr-2L	Memphis, Tenn. (Whitehaven)
1	Myles Price	WR	5-10	190	Sr-3L	The Colony, Texas (The Colony)
1	Dadrión Taylor-Demerson*	DB	5-11	195	Sr-4L	Oklahoma City, Okla. (Carl Albert)
2	Behren Morton	QB	6-2	215	So-1L	Eastland, Texas (Eastland)
2	Jalon Peoples	DB	5-11	185	Fr-RS	Cedar Hill, Texas (Cedar Hill)
3	Bryce Ramirez	OLB	6-2	245	Sr-1L	Missouri City, Texas (George Ranch)
4	Jordan Brown	WR	5-11	185	Jr-1L	Dallas, Texas (DeSoto)
4	Nate Floyd	DB	6-0	190	Jr-1L	College Station, Texas (A&M Consolidated)
5	Quincy Ledet Jr.	DL	6-2	305	Sr-TR	Orange, Texas (West Orange-Stark)
6	Myles Cole*	OLB	6-6	280	Sr-1L	Shreveport, La. (Evangel Christian Academy)
6	J.J. Sparkman	WR	6-4	225	Jr-2L	Longview, Texas (Pine Tree)
7	Steve Linton	OLB	6-5	235	Sr-TR	Dublin, Ga. (Dublin)
8	Coy Eakin	WR	6-2	210	Fr-RS	Stephenville, Texas (Stephenville)
8	Jesiah Pierre	LB	6-2	240	Sr-2L	Mount Dora, Fla. (Mount Dora Christian Academy)
9	C.J. Baskerville	DB	6-3	215	Jr-TR	North Richland Hills, Texas (Richland)
9	Jerand Bradley	WR	6-5	220	So-1L	Frisco, Texas (DeSoto)
10	Drae McCray	WR	5-9	185	Jr-TR	Tallahassee, Fla. (North Florida Christian)
10	Jacob Rodriguez	LB	6-1	235	Jr-1L	Wichita Falls, Texas (Rider)
11	Charles Esters III	OLB	6-3	260	So-SO	Cedar Hill, Texas (Cedar Hill)
11	Loic Fouonji	WR	6-4	215	Sr-3L	Midland, Texas (Lee)
12	Bralyn Lux	DB	5-11	175	Sr-TR	San Jose, Calif. (King's Academy)
12	Tyler Shough	QB	6-5	230	Sr-2L	Chandler, Ariz. (Hamilton)
13	Brady Boyd	WR	6-1	205	Jr-1L	Southlake, Texas (Southlake Carroll)
13	Ben Roberts	LB	6-3	230	Fr-RS	Haslet, Texas (Eaton)
14	Joseph Adedire	OLB	6-3	265	So-1L	Mansfield, Texas (Summit)
14	Xavier White*	WR	6-0	195	Sr-3L	Lubbock, Texas (Monterey)
15	Robert Wooten	OLB	6-3	270	Jr-1L	Stafford, Texas (Stafford)
15	Jayden York	TE	6-4	250	Jr-1L	Austin, Texas (Bowie)
16	Jaden Morris	RB	5-11	205	Fr-RS	Arlington, Texas (Lamar)
16	Macho Stevenson	DB	6-1	190	Fr-HS	Shreveport, La. (Captain Shreve)
17	Isaac Smith	OLB	6-6	260	So-1L	Wagoner, Okla. (Wagoner)
17	Jake Strong	QB	6-1	210	Fr-HS	Justin, Texas (Northwest)
18	Will Burns	QB	6-2	200	Fr-HS	Mission Viejo, Calif. (Mission Viejo)
18	Tyler Owens*	DB	6-2	210	Sr-1L	Plano, Texas (Plano East)
19	A.J. McCarty	DB	6-0	190	Jr-TR	Brownwood, Texas (Brownwood)
19	Dylan Spencer	OLB	6-5	245	Fr-HS	Orange, Texas (C.E. King)
19	Haydon Wiginton	WR	5-11	195	So-SO	Midlothian, Texas (Heritage)
20	Nehemiah Martinez I	WR	5-9	205	Jr-2L	Lubbock, Texas (Cooper)
20	Marcus Ramon-Edwards	DB	6-3	210	Fr-HS	Lubbock, Texas (Trinity)
21	Tyler King	WR	5-9	180	Fr-RS	Houston, Texas (Alief Taylor)
21	Cameron Watts	DB	5-11	200	Sr-2L	Tulsa, Okla. (Union)
22	Bryson Donnell	RB	5-10	220	Fr-RS	Tyler, Texas (Legacy)
22	Maurion Horn	DB	5-11	180	Fr-RS	Broken Arrow, Okla. (Broken Arrow)
23	Landon Hullaby	DB	6-0	205	Fr-RS	Mansfield, Texas (Timberview)
24	Malik Dunlap*	DB	6-3	220	Sr-2L	Charlotte, N.C. (Harding)
24	Anquan Willis	RB	6-0	220	Fr-HS	Wichita Falls, Texas (Rider)
25	JMaury Davis	RB	5-11	180	Fr-HS	Clarendon, Texas (Clarendon)
25	Chapman Lewis	DB	6-1	180	Fr-HS	Burleson, Texas (Burleson Centennial)
26	Sammy Morris IV	DB	6-1	205	So-SO	Prosper, Texas (Prosper)
27	Brenden Jordan	DB	6-0	215	Fr-HS	Mansfield, Texas (Mansfield)
28	Tahj Brooks	RB	5-10	230	Sr-3L	Manor, Texas (Manor)
28	Jordan Sanford	DB	6-0	195	Fr-HS	Arlington, Texas (Mansfield Timberview)
29	Chief Collins	DB	5-11	205	So-SO	Lucas, Texas (Lovejoy)
30	Jackson Knotts	LS	5-11	190	Jr-2L	Plant City, Fla. (Plant City)
30	Miles Thompson	DB	5-11	175	Fr-HS	Cedar Rapids, Iowa (Washington)
31	Austin McNamara*	P	6-4	210	Sr-4L	Gilbert, Ariz. (Highland)
31	Joseph Plunk	DB	5-10	180	Jr-1L	Amarillo, Texas (Tascosa)
32	Tyrique Matthews*	LB	5-11	235	Sr-4L	Houston, Texas (Eisenhower)
33	Matthew Young*	LB	6-1	250	Sr-1L	Las Cruces, N.M. (Oñate)
34	Bryce Robinson	LB	6-2	235	Sr-SO	Sachse, Texas (Sachse)
35	Miguel Dingle Jr.	LB	6-2	220	Fr-HS	Charleston, S.C. (Byrnes)
36	Justin Horne	LB	6-0	220	Fr-HS	New Orleans, La. (John Curtis Christian)
37	James Grando	DB	6-2	225	Jr-RS	Arlington, Texas (Lamar)
37	Brook Honore Jr.	P	6-0	185	Fr-RS	Manvel, Texas (Manvel)
38	Reese Burkhardt	K	6-1	205	Jr-TR	Andalusia, Ala. (Andalusia)
38	Anthony White	DB	6-0	185	Fr-HS	Abernathy, Texas (Abernathy)
39	Luke Dillingham	DB	6-1	200	So-SO	Brock, Texas (Brock)
39	Charles Robinson	TE	6-0	250	So-SO	Lubbock, Texas (Coronado)

NUMERICAL ROSTER

NO	PLAYER	POS	HT	WT	YR-EX	HOMETOWN (HIGH SCHOOL)
40	Wesley Smith	LB	5-10	220	So-1L	Midland, Texas (Legacy)
41	Ty Kana	LB	6-2	230	Fr-RS	Katy, Texas (Katy)
42	John Curry	LB	6-2	220	Fr-HS	Lubbock, Texas (Coronado)
43	Chris Lemons	OLB	6-2	205	Fr-HS	Prosper, Texas (Prosper)
43	Henry Teeter*	TE	6-4	250	Sr-2L	San Angelo, Texas (Central)
45	Terrell Titmon	OLB	6-5	230	So-TR	Mansfield, Texas (Timberview)
46	Isaiah Crawford	OLB	6-4	230	Fr-HS	Post, Texas (Post)
47	Tanner Allen	DL	6-3	285	Fr-RS	Bryan, Texas (Bryan)
47	Jacob Mauch	LS	6-3	220	Sr-SQ	Covina, Calif. (South Hills)
48	Gage Elder	LB	5-11	225	So-SQ	Rockwall, Texas (Rockwall)
49	Tre'Darius Brown	DL	6-2	300	Fr-HS	Natchitoches, La. (Natchitoches Central)
50	Trent Low	LB	6-1	220	Jr-1L	Midland, Texas (Lee)
51	Jayden Cofield	DL	6-2	305	Fr-HS	Austin, Texas (Manor)
52	Harvey Dyson III	OLB	6-3	250	Fr-RS	Cedar Hill, Texas (Cedar Hill)
53	Rusty Staats	OL	6-5	320	Sr-TR	Watertown, Tenn. (Watertown)
54	Kaden Carr	OL	6-6	320	Fr-HS	Canadian, Texas (Lubbock Cooper)
56	Dennis Wilburn*	OL	6-3	325	Sr-1L	Humble, Texas (Nimitz)
60	Nick Fattig	OL	6-4	290	Fr-HS	League City, Texas (Clear Springs)
63	Dylan Shaw	OL	6-4	310	Fr-HS	Corpus Christi, Texas (Flour Bluff)
64	Jurrien Loftin	OL	6-5	315	Fr-RS	Aledo, Texas (Aledo)
65	Sheridan Wilson	OL	6-5	300	Fr-RS	Argyle, Texas (Argyle)
66	Matt Keeler	OL	6-6	305	So-1L	Chicago, Ill. (Nazareth Academy)
67	Dalton Merryman	OL	6-9	305	So-TR	Montgomery, Texas (Montgomery)
68	Seth Martin	OL	6-3	300	Fr-RS	Fort Worth, Texas (Everman)
69	Caleb Rodkey	OL	6-4	315	So-SQ	Missouri City, Texas (Ridge Point)
70	Cole Spencer*	OL	6-4	300	Sr-RS	Louisville, Ky. (Trinity)
71	Monroe Mills	OL	6-6	315	Jr-1L	Columbia, Mo. (Father Tolton)
72	Landon Peterson	OL	6-6	300	Sr-3L	Odessa, Texas (Permian)
74	Daniel Sill	OL	6-5	305	Fr-HS	College Station, Texas (A&M Consolidated)
75	Jacoby Jackson	OL	6-6	320	So-1L	Arlington, Texas (Mansfield Summit)
76	Caleb Rogers	OL	6-5	310	Sr-3L	Mansfield, Texas (Lake Ridge)
77	Garrett Morphis	OL	6-4	310	Fr-HS	Monticello, Ark. (Waco Midway - TX)
79	Ty Buchanan	OL	6-6	310	So-1L	Corpus Christi, Texas (Calallen)
80	Mason Tharp	TE	6-9	270	Jr-2L	Klein, Texas (Klein)
82	Drew Hocutt	WR	6-0	190	Jr-1L	Lubbock, Texas (Frenship)
83	Jack Esparza	TE	6-4	240	Fr-RS	Austin, Texas (St. Michael's Catholic)
84	D.J. Crest	WR	6-3	195	Fr-HS	El Paso, Texas (Parkland)
85	Aiden Meeks	WR	5-10	175	Fr-HS	Rockwall, Texas (Rockwall)
86	T.J. West	WR	6-1	195	Fr-HS	Houston, Texas (Humble)
87	Kelby Valsin	WR	6-1	195	Fr-HS	Arlington, Texas (Bowie)
88	Baylor Cupp	TE	6-6	260	Sr-1L	Brock, Texas (Brock)
89	Jordan Green	TE	6-4	230	Fr-HS	Fort Worth, Texas (Fort Worth Christian)
90	Ansel Nedore	OLB	6-3	275	Fr-HS	Round Rock, Texas (Round Rock)
91	Blake Burris	DL	6-5	300	So-1L	Irving, Texas (Parish Episcopal)
93	Trevon McAlpine	DL	6-3	300	Fr-RS	Saraland, Ala. (Saraland)
94	Braylon Rigsby	DL	6-2	295	Fr-HS	Woodville, Texas (Woodville)
95	Jaylon Hutchings*	DL	6-0	305	Sr-4L	Forney, Texas (Forney)
96	Amier Washington	DL	6-2	275	Fr-HS	Orange, Texas (Little Cypress-Mauriceville)
97	Tony Bradford Jr.*	DL	6-1	300	Sr-4L	Houston, Texas (North Shore)
98	E'Maurion Banks	DL	6-5	300	So-SQ	Wichita Falls, Texas (Rider)
99	Sam Carrell	OLB	6-4	270	So-SQ	Abuquerque, N.M. (Sandia)
99	Gino Garcia	K	6-2	215	Sr-RS	Richardson, Texas (Pearce)

COACHING STAFF

Head Coach

Associate Head Coach/Special Teams Coordinator/Running Backs

Defensive Coordinator

Offensive Coordinator/Quarterbacks

Assistant Head Coach/Passing Game Coordinator/Wide Receivers

Outside Linebackers Coach

Linebackers Coach

Tight Ends Coach

Defensive Line Coach

Offensive Line Coach

Passing Game Coordinator/Secondary Coach

Head Strength & Conditioning Coach

Joey McGuire (Second Season)

Kenny Perry (Second Season)

Tim DeRuyter (Second Season)

Zach Kittley (Second Season)

Justin Johnson (First Season)

C.J. Ah You (Second Season)

Josh Bookbinder (Second Season)

Josh Cochran (Second Season)

Zarnell Fitch (Second Season)

Stephen Hamby (Second Season)

Marcel Yates (Second Season)

Lance Barilow (Second Season)

Roster information as of Aug 4. Please see [TexasTech.com](https://www.texas-tech.com) for any updates.

ALPHABETICAL ROSTER

NO	PLAYER	POS	HT	WT	YR-EX	HOMETOWN (HIGH SCHOOL)
14	Joseph Adedire	OLB	6-3	265	So-1L	Mansfield, Texas (Summit)
47	Tanner Allen	DL	6-3	285	Fr-RS	Bryan, Texas (Bryan)
98	E'Maurion Banks	DL	6-5	305	So-SQ	Wichita Falls, Texas (Rider)
9	C.J. Baskerville	DB	6-3	215	Jr-TR	North Richland Hills, Texas (Richland)
13	Brady Boyd	WR	6-1	205	Jr-1L	Southlake, Texas (Southlake Carroll)
97	Tony Bradford Jr.*	DL	6-1	300	Sr-4L	Houston, Texas (North Shore)
9	Jerand Bradley	WR	6-5	220	So-1L	Frisco, Texas (DeSoto)
28	Tahj Brooks	RB	5-10	230	Sr-3L	Manor, Texas (Manor)
4	Jordan Brown	WR	5-11	185	Jr-1L	Dallas, Texas (DeSoto)
49	Tre'Darius Brown	DL	6-2	300	Fr-HS	Natchitoches, La. (Natchitoches Central)
79	Ty Buchanan	OL	6-6	310	So-1L	Corpus Christi, Texas (Calallen)
38	Reese Burkhardt	K	6-1	205	Jr-TR	Andalusia, Ala. (Andalusia)
18	Will Burns	QB	6-2	200	Fr-HS	Mission Viejo, Calif. (Mission Viejo)
91	Blake Burris	DL	6-5	300	So-1L	Irving, Texas (Parish Episcopal)
54	Kaden Carr	OL	6-6	320	Fr-HS	Canadian, Texas (Lubbock Cooper)
99	Sam Carrell	OLB	6-4	270	So-SQ	Albuquerque, N.M. (Sandia)
51	Jayden Cofield	DL	6-2	305	Fr-HS	Austin, Texas (Manor)
6	Myles Cole*	OLB	6-6	280	Sr-1L	Shreveport, La. (Evangel Christian Academy)
29	Chief Collins	DB	5-11	200	So-SQ	Lucas, Texas (Lovejoy)
46	Isaiah Crawford	OLB	6-4	230	Fr-HS	Post, Texas (Post)
84	D.J. Crest	WR	6-3	195	Fr-HS	El Paso, Texas (Parkland)
88	Baylor Cupp	TE	6-6	260	Sr-1L	Brock, Texas (Brock)
42	John Curry	LB	6-2	220	Fr-HS	Lubbock, Texas (Coronado)
25	JMaury Davis	RB	5-11	180	Fr-HS	Clarendon, Texas (Clarendon)
39	Luke Dillingham	DB	6-1	200	So-SQ	Brock, Texas (Brock)
35	Miguel Dingle Jr.	LB	6-2	220	Fr-HS	Charleston, S.C. (Byrnes)
22	Bryson Donnell	RB	5-10	220	Fr-RS	Tyler, Texas (Legacy)
24	Malik Dunlap*	DB	6-3	220	Sr-2L	Charlotte, N.C. (Harding)
52	Harvey Dyson III	OLB	6-3	250	Fr-RS	Cedar Hill, Texas (Cedar Hill)
8	Coy Eakin	WR	6-2	210	Fr-RS	Stephenville, Texas (Stephenville)
48	Gage Elder	LB	5-11	225	So-SQ	Rockwall, Texas (Rockwall)
83	Jack Esparza	TE	6-4	240	Fr-RS	Austin, Texas (St. Michael's Catholic)
11	Charles Esters III	OLB	6-3	260	So-SQ	Cedar Hill, Texas (Cedar Hill)
60	Nick Fattig	OL	6-4	290	Fr-HS	League City, Texas (Clear Springs)
4	Nate Floyd	DB	6-0	190	Jr-1L	College Station, Texas (A&M Consolidated)
11	Loic Fouonji	WR	6-4	215	Sr-3L	Midland, Texas (Lee)
99	Gino Garcia	K	6-2	215	Sr-RS	Richardson, Texas (Pearce)
37	James Grando	DB	6-2	225	Jr-RS	Arlington, Texas (Lamar)
89	Jordan Green	TE	6-4	230	Fr-HS	Fort Worth, Texas (Fort Worth Christian)
82	Drew Hocutt	WR	6-0	190	Jr-1L	Lubbock, Texas (Frenship)
37	Brook Honore Jr.	P	6-0	185	Fr-RS	Manvel, Texas (Manvel)
22	Maurion Horn	DB	5-11	180	Fr-RS	Broken Arrow, Okla. (Broken Arrow)
36	Justin Horne	LB	6-0	220	Fr-HS	New Orleans, La. (John Curtis Christian)
23	Landon Hullaby	DB	6-0	205	Fr-RS	Mansfield, Texas (Timberview)
95	Jaylon Hutchings*	DL	6-0	305	Sr-4L	Forney, Texas (Forney)
75	Jacoby Jackson	OL	6-6	320	So-1L	Arlington, Texas (Mansfield Summit)
27	Brenden Jordan	DB	6-0	215	Fr-HS	Mansfield, Texas (Mansfield)
41	Ty Kana	LB	6-2	230	Fr-RS	Katy, Texas (Katy)
66	Matt Keeler	OL	6-6	305	So-1L	Chicago, Ill. (Nazareth Academy)
21	Tyler King	WR	5-9	180	Fr-RS	Houston, Texas (Alief Taylor)
30	Jackson Knotts	LS	5-11	190	Jr-2L	Plant City, Fla. (Plant City)
5	Quincy Ledet Jr.	DL	6-2	305	Sr-TR	Orange, Texas (West Orange-Stark)
43	Chris Lemons	OLB	6-2	205	Fr-HS	Prosper, Texas (Prosper)
25	Chapman Lewis	DB	6-1	180	Fr-HS	Burleson, Texas (Burleson Centennial)
7	Steve Linton	OLB	6-5	235	Sr-TR	Dublin, Ga. (Dublin)
64	Jurrien Loffin	OL	6-5	315	Fr-RS	Aledo, Texas (Aledo)
50	Trent Low	LB	6-1	220	Jr-1L	Midland, Texas (Lee)
12	Bralyn Lux	DB	5-11	175	Sr-TR	San Jose, Calif. (King's Academy)
68	Seth Martin	OL	6-3	300	Fr-RS	Fort Worth, Texas (Everman)
20	Nehemiah Martinez I	WR	5-9	205	Jr-2L	Lubbock, Texas (Cooper)
32	Tyrique Matthews*	LB	5-11	235	Sr-4L	Houston, Texas (Eisenhower)
47	Jacob Mauch	LS	6-3	220	Sr-SQ	Covina, Calif. (South Hills)
93	Trevon McAlpine	DL	6-3	300	Fr-RS	Saraland, Ala. (Saraland)
19	A.J. McCarty	DB	6-0	190	Jr-TR	Brownwood, Texas (Brownwood)
10	Drac McCray	WR	5-9	185	Jr-TR	Tallahassee, Fla. (North Florida Christian)
31	Austin McNamara*	P	6-4	210	Sr-4L	Gilbert, Ariz. (Highland)
85	Aiden Meeks	WR	5-10	175	Fr-HS	Rockwall, Texas (Rockwall)
67	Dalton Merryman	OL	6-9	305	So-TR	Montgomery, Texas (Mongomery)
71	Monroe Mills	DL	6-6	315	Jr-1L	Columbia, Mo. (Father Tolton)

ALPHABETICAL ROSTER

NO	PLAYER	POS	HT	WT	YR-EX	HOMETOWN (HIGH SCHOOL)
77	Garrett Morphis	OL	6-4	310	Fr-HS	Monticello, Ark. (Waco Midway - TX)
16	Jaden Morris	RB	5-11	205	Fr-RS	Arlington, Texas (Lamar)
26	Sammy Morris IV	DB	6-1	205	So-SQ	Prosper, Texas (Prosper)
2	Behren Morton	QB	6-2	215	So-1L	Eastland, Texas (Eastland)
90	Ansel Nedore	OLB	6-3	275	Fr-HS	Round Rock, Texas (Round Rock)
18	Tyler Owens*	DB	6-2	210	Sr-1L	Plano, Texas (Plano East)
2	Jalon Peoples	DB	5-11	185	So-RS	Cedar Hill, Texas (Cedar Hill)
72	Landon Peterson	OL	6-6	300	Sr-3L	Odessa, Texas (Permian)
8	Jesiah Pierre	LB	6-2	240	Sr-2L	Mount Dora, Fla. (Mount Dora Christian Academy)
31	Joseph Plunk	DB	5-10	180	Jr-1L	Amarillo, Texas (Tascosa)
1	Myles Price	WR	5-10	190	Sr-3L	The Colony, Texas (The Colony)
3	Bryce Ramirez	OLB	6-2	245	Sr-1L	Missouri City, Texas (George Ranch)
20	Marcus Ramon-Edwards	DB	6-3	210	Fr-HS	Lubbock, Texas (Trinity)
94	Braylon Rigsby	DL	6-2	295	Fr-HS	Woodville, Texas (Woodville)
13	Ben Roberts	LB	6-3	230	Fr-RS	Haslet, Texas (Eaton)
34	Bryce Robinson	LB	6-2	235	Sr-SQ	Sachse, Texas (Sachse)
39	Charles Robinson	TE	6-0	250	So-SQ	Lubbock, Texas (Coronado)
69	Caleb Rodkey	OL	6-4	315	So-SQ	Missouri City, Texas (Ridge Point)
10	Jacob Rodriguez	LB	6-1	235	Jr-1L	Wichita Falls, Texas (Rider)
76	Caleb Rogers	OL	6-5	310	Sr-3L	Mansfield, Texas (Lake Ridge)
28	Jordan Sanford	DB	6-0	195	Fr-HS	Arlington, Texas (Mansfield Timberview)
63	Dylan Shaw	OL	6-4	310	Fr-HS	Corpus Christi, Texas (Flour Bluff)
12	Tyler Shough	QB	6-5	230	Sr-2L	Chandler, Ariz. (Hamilton)
74	Daniel Sill	OL	6-5	305	Fr-HS	College Station, Texas (A&M Consolidated)
17	Isaac Smith	OLB	6-6	260	So-1L	Wagoner, Okla. (Wagoner)
40	Wesley Smith	LB	5-10	220	So-1L	Midland, Texas (Legacy)
6	J.J. Sparkman	WR	6-4	225	Jr-2L	Longview, Texas (Pine Tree)
70	Cole Spencer*	OL	6-4	300	Sr-RS	Louisville, Ky. (Trinity)
19	Dylan Spencer	OLB	6-5	245	Fr-HS	Orange, Texas (C.E. King)
53	Rusty Staats	OL	6-5	320	Sr-TR	Watertown, Tenn. (Watertown)
16	Macho Stevenson	DB	6-1	190	Fr-HS	Shreveport, La. (Captain Shreve)
17	Jake Strong	QB	6-1	210	Fr-HS	Justin, Texas (Northwest)
1	Dadrion Taylor-Demerson*	DB	5-11	195	Sr-4L	Oklahoma City, Okla. (Carl Albert)
43	Henry Teeter*	TE	6-4	250	Sr-2L	San Angelo, Texas (Central)
80	Mason Tharp	TE	6-9	270	Jr-2L	Klein, Texas (Klein)
30	Miles Thompson	DB	5-11	175	Fr-HS	Cedar Rapids, Iowa (Washington)
45	Terrell Tilton	OLB	6-5	230	So-TR	Mansfield, Texas (Timberview)
0	Cam/Ron Valdez	RB	5-9	205	So-1L	Rockdale, Texas (Rockdale)
87	Kelby Valsin	WR	6-1	195	Fr-HS	Arlington, Texas (Bowie)
96	Amier Washington	DL	6-2	275	Fr-HS	Orange, Texas (Little Cypress-Mauriceville)
21	Cameron Watts	DB	5-11	200	Sr-2L	Tulsa, Okla. (Union)
86	T.J. West	WR	6-1	195	Fr-HS	Houston, Texas (Humble)
38	Anthony White	DB	6-0	185	Fr-HS	Abernathy, Texas (Abernathy)
14	Xavier White*	WR	6-0	195	Sr-3L	Lubbock, Texas (Monterey)
19	Haydon Wiginton	WR	5-11	195	So-SQ	Midlothian, Texas (Heritage)
56	Dennis Wilburn*	OL	6-3	325	Sr-1L	Humble, Texas (Nimitz)
0	Rayshad Williams*	DB	6-3	215	Sr-2L	Memphis, Tenn. (Whitehaven)
24	Anquan Willis	RB	6-0	220	Fr-HS	Wichita Falls, Texas (Rider)
65	Sheridan Wilson	OL	6-5	300	Fr-RS	Argyle, Texas (Argyle)
15	Robert Wooten	DL	6-3	270	Jr-1L	Stafford, Texas (Stafford)
15	Jayden York	TE	6-4	250	Jr-1L	Austin, Texas (Bowie)
33	Matthew Young*	LB	6-1	250	Sr-1L	Las Cruces, N.M. (Oñate)

Roster information as of Aug. 4. Please see [TexasTech.com](https://www.texas-tech.com) for any updates.

PRONUNCIATION GUIDE

Joseph Adedire	A-day-der-ray	Ty Kana	Con-ya
E'Maurion Banks	e-mar-e-on	Matt Keeler	Key-ler
Jerand Bradley	Jer-on	Jacob Mauch	Mawke
Tahj Brooks	Taj	Behren Morton	Bear-en
Miguel Dingle Jr.	My-kel	Trevon McAlpine	Trey-vonn
Bryson Donnell	Don-elle	Ansel Nedore	Na-door-e
Coy Eakin	Achen (rhymes with bacon)	Jesiah Pierre	Jah-sigh-ah
Nick Fattig	Fat-ehg	Tyler Shough	Shuck
Loic Founji	Low-ick Fun-G	Dadrion Taylor-Demerson	Day-dree-un
James Grando	Gron-do	Rayshad Williams	Ray-shad
Brooke Honore'	On-o-Ray		
Maurion Horn	Mare-E-on Horn		

ROSTER BREAKDOWN BY POSITION

QUARTERBACKS

2	Behren Morton	6-2	215	So-1L	Eastland, Texas (Eastland)
12	Tyler Shough	6-5	230	Sr-2L	Chandler, Ariz. (Hamilton)
17	Jake Strong	6-1	210	Fr-HS	Justin, Texas (Northwest)
18	Will Burns	6-2	200	Fr-HS	Mission Viejo, Calif. (Mission Viejo)

RUNNING BACKS

0	Cam'Ron Valdez	5-9	205	So-1L	Rockdale, Texas (Rockdale)
16	Jaden Morris	5-11	205	Fr-RS	Arlington, Texas (Lamar)
22	Bryson Donnell	5-10	220	Fr-RS	Tyler, Texas (Legacy)
24	Anquan Willis	6-0	220	Fr-HS	Wichita Falls, Texas (Rider)
25	JMaury Davis	5-11	180	Fr-HS	Clarendon, Texas (Clarendon)
28	Tahj Brooks	5-10	230	Sr-3L	Manor, Texas (Manor)

TIGHT ENDS

15	Jayden York	6-4	250	Jr-1L	Austin, Texas (Bowie)
39	Charles Robinson	6-0	250	So-SQ	Lubbock, Texas (Coronado)
43	Henry Teeter*	6-4	250	Sr-2L	San Angelo, Texas (Central)
80	Mason Tharp	6-9	270	Jr-2L	Klein, Texas (Klein)
83	Jack Esparza	6-4	240	Fr-RS	Austin, Texas (St. Michael's Catholic)
88	Baylor Cupp	6-6	260	Sr-1L	Brock, Texas (Brock)
89	Jordan Green	6-4	230	Fr-HS	Fort Worth, Texas (Fort Worth Christian)

WIDE RECEIVERS

1	Myles Price	5-10	190	Sr-3L	The Colony, Texas (The Colony)
4	Jordan Brown	5-11	185	Jr-1L	Dallas, Texas (DeSoto)
6	J.J. Sparkman	6-4	225	Jr-2L	Longview, Texas (Pine Tree)
8	Coy Eakin	6-2	210	Fr-RS	Stephenville, Texas (Stephenville)
9	Jerand Bradley	6-5	220	So-1L	Frisco, Texas (DeSoto)
10	Drae McCray	5-9	185	Jr-TR	Tallahassee, Fla. (North Florida Christian)
11	Loic Fouonji	6-4	215	Sr-3L	Midland, Texas (Lee)
13	Brady Boyd	6-1	205	Jr-1L	Southlake, Texas (Southlake Carroll)
14	Xavier White*	6-0	195	Sr-3L	Lubbock, Texas (Monterey)
19	Haydon Wiginton	5-11	195	So-SQ	Midlothian, Texas (Heritage)
20	Nehemiah Martinez I	5-9	205	Jr-2L	Lubbock, Texas (Cooper)
21	Tyler King	5-9	180	Fr-RS	Houston, Texas (Alief Taylor)
82	Drew Hocutt	6-0	190	Jr-1L	Lubbock, Texas (Frenship)
84	D.J. Crest	6-3	195	Fr-HS	El Paso, Texas (Parkland)
85	Aiden Meeks	5-10	175	Fr-HS	Rockwall, Texas (Rockwall)
86	T.J. West	6-1	195	Fr-HS	Houston, Texas (Humble)
87	Kelby Valsin	6-1	195	Fr-HS	Arlington, Texas (Bowie)

OFFENSIVE LINE

53	Rusty Staats	6-5	320	Sr-TR	Watertown, Tenn. (Watertown)
54	Kaden Carr	6-6	320	Fr-HS	Canadian, Texas (Lubbock Cooper)
56	Dennis Wilburn*	6-3	325	Sr-1L	Humble, Texas (Nimitz)
60	Nick Fattig	6-4	290	Fr-HS	League City, Texas (Clear Springs)
63	Dylan Shaw	6-4	310	Fr-HS	Corpus Christi, Texas (Flour Bluff)
64	Jurrien Loftin	6-5	315	Fr-RS	Aledo, Texas (Aledo)
65	Sheridan Wilson	6-5	300	Fr-RS	Argyle, Texas (Argyle)
66	Matt Keeler	6-6	305	So-1L	Chicago, Ill. (Nazareth Academy)
67	Dalton Merryman	6-9	305	So-TR	Montgomery, Texas (Montgomery)
68	Seth Martin	6-3	300	Fr-RS	Fort Worth, Texas (Everman)
69	Caleb Rodkey	6-4	315	So-SQ	Missouri City, Texas (Ridge Point)
70	Cole Spencer*	6-4	300	Sr-RS	Louisville, Ky. (Trinity)
71	Monroe Mills	6-6	315	Jr-1L	Columbia, Mo. (Father Tolton)
72	Landon Peterson	6-6	300	Sr-3L	Odessa, Texas (Permian)
74	Daniel Sill	6-5	305	Fr-HS	College Station, Texas (A&M Consolidated)
75	Jacoby Jackson	6-6	320	So-1L	Arlington, Texas (Mansfield Summit)
76	Caleb Rogers	6-5	310	Sr-3L	Mansfield, Texas (Lake Ridge)
77	Garrett Morphis	6-4	310	Fr-HS	Monticello, Ark. (Waco Midway - TX)
79	Ty Buchanan	6-6	310	So-1L	Corpus Christi, Texas (Catalan)

SPECIALISTS

30	Jackson Knotts	5-11	190	Jr-2L	Plant City, Fla. (Plant City)
31	Austin McNamara*	6-4	210	Sr-4L	Gilbert, Ariz. (Highland)
37	Brook Honore Jr.	6-0	185	Fr-RS	Manvel, Texas (Manvel)
38	Reese Burkhardt	6-1	205	Jr-TR	Andalusia, Ala. (Andalusia)
47	Jacob Mauch	6-3	220	Sr-SQ	Covina, Calif. (South Hills)
99	Gino Garcia	6-2	215	Sr-RS	Richardson, Texas (Pearce)

RETURNING/LOST

STARTERS RETURNING (10)

QB	Tyler Shough
RB	Tahj Brooks
WR	Jerand Bradley
WR	Myles Price
WR	Xavier White
TE	Mason Tharp
OL	Monroe Mills
OL	Landon Peterson
OL	Caleb Rogers
OL	Dennis Wilburn

OTHER RETURNERS WITH STARTING EXPERIENCE (10)

QB	Behren Morton
OL	Ty Buchanan
OL	Jacoby Jackson
OL	Matt Keeler
WR	Brady Boyd
WR	Loic Fouonji
WR	Nehemiah Martinez I
WR	J.J. Sparkman
TE	Baylor Cupp
TE	Henry Teeter

LETTERWINNERS RETURNING (24)

QB	Behren Morton
QB	Tyler Shough
RB	Tahj Brooks
RB	Cam'Ron Valdez
OL	Ty Buchanan
OL	Jacoby Jackson
OL	Matt Keeler
OL	Monroe Mills
OL	Landon Peterson
OL	Caleb Rogers
OL	Dennis Wilburn
WR	Brady Boyd
WR	Jerand Bradley
WR	Jordan Brown
WR	Loic Fouonji
WR	Drew Hocutt
WR	Nehemiah Martinez I
WR	Myles Price
WR	J.J. Sparkman
WR	Xavier White
TE	Baylor Cupp
TE	Henry Teeter
TE	Mason Tharp
TE	Jayden York

STARTERS LOST (1)

OL	Weston Wright
----	---------------

LETTERWINNERS LOST (5)

QB	Donovan Smith
RB	SaRodorick Thompson
OL	Ethan Carde
OL	Weston Wright
WR	Trey Cleveland III

SPECIALISTS RETURNING (2)

LS	Jackson Knotts
P	Austin McNamara

SPECIALISTS LOST (1)

K	Trey Wolff
---	------------

ROSTER BREAKDOWN BY POSITION

DEFENSIVE LINE

5	Quincy Ledet Jr.	6-2	305	Sr-TR	Orange, Texas (West Orange-Stark)
15	Robert Wooten	6-3	270	Jr-1L	Stafford, Texas (Stafford)
47	Tanner Allen	6-3	285	Fr-RS	Bryan, Texas (Bryan)
49	Tre'Darius Brown	6-2	300	Fr-HS	Natchitoches, La. (Natchitoches Central)
51	Jayden Cofield	6-2	305	Fr-HS	Austin, Texas (Manor)
91	Blake Burris	6-5	300	So-1L	Irving, Texas (Parish Episcopal)
93	Trevon McAlpine	6-3	300	Fr-RS	Saraland, Ala. (Saraland)
94	Braylon Rigsby	6-2	295	Fr-HS	Woodville, Texas (Woodville)
95	Jaylon Hutchings*	6-0	305	Sr-4L	Forney, Texas (Forney)
96	Amier Washington	6-2	275	Fr-HS	Orange, Texas (Little Cypress-Mauriceville)
97	Tony Bradford Jr.*	6-1	300	Sr-4L	Houston, Texas (North Shore)
98	E'Maurion Banks	6-5	305	So-SQ	Wichita Falls, Texas (Rider)

OUTSIDE LINEBACKERS

3	Bryce Ramirez	6-2	245	Sr-1L	Missouri City, Texas (George Ranch)
6	Myles Cole*	6-6	280	Sr-1L	Shreveport, La. (Evangel Christian Academy)
7	Steve Linton	6-5	235	Sr-TR	Dublin, Ga. (Dublin)
11	Charles Esters III	6-3	260	So-SQ	Cedar Hill, Texas (Cedar Hill)
14	Joseph Adedire	6-3	265	So-1L	Mansfield, Texas (Summit)
17	Isaac Smith	6-6	260	So-1L	Wagoner, Okla. (Wagoner)
19	Dylan Spencer	6-5	245	Fr-HS	Orange, Texas (C.E. King)
43	Chris Lemons	6-2	205	Fr-HS	Prosper, Texas (Prosper)
45	Terrell Tilmon	6-5	230	So-TR	Mansfield, Texas (Timberview)
46	Isaiah Crawford	6-4	230	Fr-HS	Post, Texas (Post)
52	Harvey Dyson III	6-3	250	Fr-RS	Cedar Hill, Texas (Cedar Hill)
90	Ansel Nedore	6-3	275	Fr-HS	Round Rock, Texas (Round Rock)
99	Sam Carrell	6-4	270	So-SQ	Albuquerque, N.M. (Sandia)

INSIDE LINEBACKERS

8	Jesiah Pierre	6-2	240	Sr-2L	Mount Dora, Fla. (Christian Academy)
10	Jacob Rodriguez	6-1	235	Jr-1L	Wichita Falls, Texas (Rider)
13	Ben Roberts	6-3	230	Fr-RS	Haslet, Texas (Eaton)
32	Tyrique Matthews*	5-11	235	Sr-4L	Houston, Texas (Eisenhower)
33	Matthew Young*	6-1	250	Sr-1L	Las Cruces, N.M. (Oñate)
34	Bryce Robinson	6-2	235	Sr-SQ	Sachse, Texas (Sachse)
35	Miguel Dingle Jr.	6-2	220	Fr-HS	Charleston, S.C. (Byrnes)
36	Justin Horne	6-0	220	Fr-HS	New Orleans, La. (John Curtis Christian)
37	James Grando	6-2	225	Jr-RS	Arlington, Texas (Lamar)
40	Wesley Smith	5-10	220	So-1L	Midland, Texas (Legacy)
41	Ty Kana	6-2	230	Fr-RS	Katy, Texas (Katy)
42	John Curry	6-2	220	Fr-HS	Lubbock, Texas (Coronado)
48	Gage Elder	5-11	225	So-SQ	Rockwall, Texas (Rockwall)
50	Trent Low	6-1	220	Jr-1L	Midland, Texas (Lee)

DEFENSIVE BACKS

0	Rayshad Williams*	6-3	215	Sr-2L	Memphis, Tenn. (Whitehaven)
1	Dadrion Taylor-Demerson*	5-11	195	Sr-4L	Oklahoma City, Okla. (Carl Albert)
2	Jalon Peoples	5-11	185	So-RS	Cedar Hill, Texas (Cedar Hill)
4	Nate Floyd	6-0	190	Jr-1L	College Station, Texas (A&M Consolidated)
9	C.J. Baskerville	6-3	215	Jr-TR	North Richland Hills, Texas (Richland)
12	Bralyn Lux	5-11	175	Sr-TR	San Jose, Calif. (King's Academy)
16	Macho Stevenson	6-1	190	Fr-HS	Shreveport, La. (Captain Shreve)
18	Tyler Owens*	6-2	210	Sr-1L	Plano, Texas (Plano East)
19	A.J. McCarty	6-0	190	Jr-TR	Brownwood, Texas (Brownwood)
20	Marcus Ramon-Edwards	6-3	210	Fr-HS	Lubbock, Texas (Trinity)
21	Cameron Watts	5-11	200	Sr-2L	Tulsa, Okla. (Union)
22	Maurion Horn	5-11	180	Fr-RS	Broken Arrow, Okla. (Broken Arrow)
23	Landon Hullaby	6-0	205	Fr-RS	Mansfield, Texas (Timberview)
24	Malik Dunlap*	6-3	220	Sr-2L	Charlotte, N.C. (Harding)
25	Chapman Lewis	6-1	180	Fr-HS	Burleson, Texas (Burleson Centennial)
26	Sammy Morris IV	6-1	205	So-SQ	Prosper, Texas (Prosper)
27	Brenden Jordan	6-0	215	Fr-HS	Mansfield, Texas (Mansfield)
28	Jordan Sanford	6-0	195	Fr-HS	Arlington, Texas (Mansfield Timberview)
29	Chief Collins	5-11	200	So-SQ	Lucas, Texas (Lovejoy)
30	Miles Thompson	5-11	175	Fr-HS	Cedar Rapids, Iowa (Washington)
31	Joseph Plunk	5-10	180	Jr-1L	Amarillo, Texas (Tascosa)
38	Anthony White	6-0	185	Fr-HS	Abernathy, Texas (Abernathy)
39	Luke Dillingham	6-1	200	Jr-SQ	Brock, Texas (Brock)

RETURNING/LOST

STARTERS RETURNING (6)

DL	Tony Bradford Jr.
DL	Jaylon Hutchings
LB	Jesiah Pierre
DB	Malik Dunlap
DB	Dadrion Taylor-Demerson
DB	Rayshad Williams

RETURNERS WITH STARTING EXPERIENCE (6)

DL	Robert Wooten
DLB	Joseph Adedire
OLB	Myles Cole
OLB	Bryce Ramirez
OLB	Isaac Smith
DB	Tyler Owens

LETTERWINNERS RETURNING (17)

DL	Tony Bradford Jr.
DL	Blake Burris
DL	Jaylon Hutchings
DL	Robert Wooten
OLB	Joseph Adedire
OLB	Myles Cole
OLB	Bryce Ramirez
OLB	Isaac Smith
LB	Trent Low
LB	Tyrique Matthews
LB	Jesiah Pierre
LB	Jacob Rodriguez
DB	Malik Dunlap
DB	Tyler Owens
DB	Joseph Plunk
DB	Dadrion Taylor-Demerson
DB	Rayshad Williams

STARTERS LOST (5)

OLB	Tyree Wilson
LB	Kosi Eldridge
LB	Krishon Merriweather
DB	Marquis Waters
DB	Reggie Pearson Jr.

LETTERWINNERS LOST (13)

DL	Phillip Blidi
DL	Vidal Scott Jr.
OLB	Tyree Wilson
LB	Jackson Baggett
LB	Patrick Curley
LB	Kosi Eldridge
LB	Krishon Merriweather
LB	Dimitri Moore
DB	Keyon Blankenbaker
DB	Adrian Frye
DB	Kobe Minor
DB	Marquis Waters
DB	Reggie Pearson Jr.

ROSTER BREAKDOWN BY STATE

ALABAMA (2)

Reese Burkhardt	Andalusia
Trevon McAlpine	Saratand

ARIZONA (2)

Austin McNamara	Gilbert
Tyler Shough	Chandler

ARKANSAS (1)

Garrett Morphis	Monticello
-----------------	------------

CALIFORNIA (3)

Will Burns	Mission Viejo
Bralyn Lux	San Jose
Jacob Mauch	Covina

FLORIDA (3)

Jackson Knotts	Plant City
Drae McCray	Tallahassee
Jesiah Pierre	Mount Dora

GEORGIA (1)

Steve Linton	Dublin
--------------	--------

ILLINOIS (1)

Matt Keeler	Chicago
-------------	---------

IOWA (1)

Miles Thompson	Cedar Rapids
----------------	--------------

KENTUCKY (1)

Cole Spencer	Louisville
--------------	------------

LOUISIANA (4)

Tre'Darius Brown	Natchitoches
Myles Cole	Shreveport
Justin Horne	New Orleans
Macho Stevenson	Shreveport

MISSOURI (1)

Monroe Mills	Columbia
--------------	----------

NEW MEXICO (2)

Sam Carrell	Albuquerque
Matthew Young	Las Cruces

NORTH CAROLINA (1)

Malik Dunlap	Charlotte
--------------	-----------

OKLAHOMA (4)

Maurion Horn	Broken Arrow
Isaac Smith	Wagoner
Dadrión Taylor-Demerson	Oklahoma City
Cameron Watts	Tulsa

SOUTH CAROLINA (1)

Miguel Dingle Jr.	Charleston
-------------------	------------

TENNESSEE (2)

Rusty Staats	Watertown
Rayshad Williams	Memphis

TEXAS (91)

Joseph Adedire	Mansfield
Tanner Allen	Bryan
E'Maurion Banks	Wichita Falls
C.J. Baskerville	North Richland Hills
Brady Boyd	Southlake
Tony Bradford Jr.	Houston
Jerand Bradley	Frisco
Tahj Brooks	Manor
Jordan Brown	Dallas
Ty Buchanan	Corpus Christi
Blake Burris	Irving
Kaden Carr	Canadian
Jayden Cofield	Austin
Chief Collins	Lucas
Isaiah Crawford	Post
D.J. Crest	El Paso
Baylor Cupp	Brock
John Curry	Lubbock
J'Maury Davis	Clarendon
Luke Dillingham	Brock
Bryson Donnell	Tyler
Harvey Dyson III	Cedar Hill
Coy Eakin	Stephenville
Gage Elder	Rockwall
Jack Esparza	Austin
Charles Esters III	Cedar Hill
Nick Fattig	League City
Nate Floyd	College Station
Loic Fouonji	Midland
Gino Garcia	Richardson
James Grando	Arlington
Jordan Green	Fort Worth
Drew Hocutt	Lubbock
Brook Honore Jr.	Marvel
Landon Hultlaby	Mansfield
Jaylon Hutchings	Forney
Jacoby Jackson	Arlington
Ty Kana	Katy
Tyler King	Houston
Quincy Ledet Jr.	Orange
Chris Lemons	Prosper
Chapman Lewis	Burleson
Jurrien Loftin	Alledo
Trent Low	Midland
Brenden Jordan	Mansfield
Seth Martin	Fort Worth
Nehemiah Martinez I	Lubbock
Tyrique Matthews	Houston
A.J. McCarty	Brownwood
Aiden Meeks	Rockwall
Dalton Merryman	Montgomery
Jaden Morris	Arlington
Sammy Morris IV	Prosper
Behren Morton	Eastland
Ansel Nedore	Round Rock
Tyler Owens	Plano
Jalon Peoples	Cedar Hill
Landon Peterson	Odessa
Joseph Plunk	Amarillo
Myles Price	The Colony
Bryce Ramirez	Missouri City
Marcus Ramon-Edwards	Lubbock
Braylon Rigbsy	Woodville
Ben Roberts	Haslet
Bryce Robinson	Sachse
Charles Robinson	Lubbock
Caleb Rodkey	Missouri City
Jacob Rodriguez	Wichita Falls
Caleb Rogers	Mansfield
Jordan Sanford	Arlington
Dylan Shaw	Corpus Christi
Daniel Sill	College Station
Wesley Smith	Midland
J.J. Sparkman	Longview
Dylan Spencer	Orange
Jake Strong	Justin
Henry Teeter	San Angelo
Mason Tharp	Klein
Terrell Tilmón	Mansfield
Amier Washington	Orange
T.J. West	Houston
Anthony White	Abernathy
Xavier White	Lubbock
Haydon Wiginton	Midlothian
Dennis Wilburn	Humble
Anquan Willis	Wichita Falls
Sheridan Wilson	Argyle
Robert Wooten	Stafford
Cam'Ron Valdez	Rockdale
Kelby Valsin	Arlington
Jayden York	Austin



▲ Texas Tech brings back its top six leading receivers from a year ago, including sophomore **JERAND BRADLEY**.

RED RAIDERS AT A GLANCE

RED RAIDERS BY THE NUMBERS

Lettermen Returning From 2022	45
Lettermen Lost From 2022	19
Newcomers	43

STARTERS RETURNING FOR 2023

OFFENSE (10/11)

Returning (22 starts/overall)	Lost (22 starts/overall)
DL -- Monroe Mills (10/10)	DL -- Weston Wright (12/43)
OL -- Dennis Wilburn (13/13)	
OL -- Landon Peterson (8/9)	
OL -- Caleb Rogers (13/29)	
QB -- Tyler Shough (5/16)	
RB -- Tahj Brooks (6/10)	
TE -- Mason Tharp (7/15)	
WR -- Jerand Bradley (9/10)	
WR -- Myles Price (11/21)	
WR -- Xavier White (4/5) / Nehemiah Martinez I (4/4)	

DEFENSE (6/5)

Returning (22 starts/overall)	Lost (22 starts/overall)
DL -- Jaylon Hutchings (13/46)	DL -- Tyree Wilson (10/28)
DL -- Tony Bradford Jr. (13/25)	
LB -- Jesiah Pierre (10/13)	LB -- Krishon Merriweather (13/28)
	LB -- Kosi Eldridge (13/15)
	DB -- Reggie Pearson Jr. (10/33)
DB -- Rayshad Williams (13/32)	
DB -- Dadrion Taylor-Demerson (12/24)	
	DB -- Marquis Waters (9/49)
DB -- Malik Dunlap (11/22)	

WHO RETURNS FOR 2023

OFFENSIVE LETTERMEN RETURNING (25)

WR Brady Boyd, WR Jerand Bradley, RB Tahj Brooks, WR Jordan Brown, OL Ty Buchanan, TE Baylor Cupp, WR Loic Fouonji, WR Drew Hocutt, OL Jacoby Jackson, DL Matt Keeler, WR Nehemiah Martinez, OL Monroe Mills, QB Behren Morton, OL Landon Peterson, WR Myles Price, OL Caleb Rogers, QB Tyler Shough, WR J.J. Sparkman, TE Henry Teeter, TE Mason Tharp, WR Xavier White, OL Dennis Wilburn, RB Cam'ron Valdez, TE Jayden York.

DEFENSIVE LETTERMEN RETURNING (17)

OLB Joseph Adedire, DL Tony Bradford Jr., DL Blake Burris, OLB Myles Cole, DB Malik Dunlap, DL Jaylon Hutchings, LB Trent Low, LB Tyrique Matthews, DB Tyler Owens, LB Jesiah Pierre, DB Joseph Plunk, LB Jacob Rodriguez, OLB Isaac Smith, LB Wesley Smith, DB Dadrion Taylor-Demerson, DB Rayshad Williams, DL Robert Wooten.

SPECIALISTS LETTERMEN RETURNING (3)

LS Jackson Knotts, P Austin McNamara.

OFFENSIVE LETTERMEN LOST (5)

OL Ethan Carde, WR Trey Cleveland, QB Donovan Smith, RB SaRodorick Thompson, OL Weston Wright.

DEFENSIVE LETTERMEN LOST (13)

LB Jackson Baggett, DB Keyon Blankenbaker, DL Philip Blidi, LB Patrick Curley, LB Kosi Eldridge, DB Adrian Frye, LB Krishon Merriweather, DB Kobee Minor, LB Dimitri Moore, DB Reggie Pearson Jr., DL Vidal Scott Jr., DB Marquis Waters, OLB Tyree Wilson

SPECIALISTS LETTERMEN LOST (1)

K Trey Wolff

Note: Must have played in four or more games to qualify with no redshirt.

RED RAIDER RETURNERS BY THE NUMBERS

Rushing Yards	62.8%
Passing Yards	61.7%
Receiving Yards	87.8%
Scoring	55.1%
Total Offense	62.0%
All-Purpose Yards	80.1%
Tackles	47.2%
Tackles for Loss	49.5%
Sacks	46.8%
Interceptions	60.0%
Pass Breakups	73.7%
Forced Fumbles	70.0%
Fumble Recoveries	66.7%
Punt Return Yards	93.6%
Kickoff Return Yards	100%
Field Goals	0.0%
Punting Yards	100%

RED RAIDERS BY CLASSIFICATION

SUPER SENIORS (15)

DL Tony Bradford Jr., OLB Myles Cole, DB Malik Dunlap, DL Jaylon Hutchings, LB Tyrique Matthews, P Austin McNamara, DB Tyler Owens, OL Cole Spencer, OL Rusty Staats, DB Dadrion Taylor-Demerson, TE Henry Teeter, WR Xavier White, OL Dennis Wilburn, DB, Rayshad Williams. LB Matthew Young.

SENIORS (16)

RB Tahj Brooks, TE Baylor Cupp, WR Loic Fouonji, K Gino Garcia, DL Quincy Ledet Jr., OLB Steve Linton, DB Bratyn Lux, LS Jacob Mauch, OL Landon Peterson, LB Jesiah Pierre, WR Myles Price, OLB Bryce Ramirez, LB Bryce Robinson, OL Caleb Rogers, DB Tyler Shough, DB Cameron Watts.

JUNIORS (20)

DB C.J. Baskerville, WR Brady Boyd, WR Jordan Brown, K Reese Burkhardt, DB Luke Dillingham, DB Nate Floyd, DB James Grando, WR Drew Hocutt, LS Jackson Knotts, LB Trent Low, WR Nehemiah Martinez, DB A.J. McCarty, WR Drae McCray, OL Monroe Mills, DB Joseph Plunk, LB Jacob Rodriguez, WR J.J. Sparkman, TE Mason Tharp, DL Robert Wooten, TE Jayden York.

SOPHOMORES (21)

OLB Joseph Adedire, DL E'Maurion Banks, WR Jerand Bradley, OL Ty Buchanan, DL Blake Burris, OLB Sam Carrell, DB Chief Collins, LB Gage Elder, OLB Charles Esters III, OL Jacoby Jackson, DL Matt Keeler, OL Dalton Meryman, DB Sammy Morris IV, QB Behren Morton, TE Charles Robinson, OL Caleb Rodkey, OLB Isaac Smith, LB Wesley Smith, OLB Terrell Tilton, RB Cam'Ron Valdez, WR Haydon Wiginton.

REDSHIRT FRESHMEN (17)

DL Tanner Allen, RB Bryson Donnell, OLB Harvey Dyson III, WR Coy Eakin, TE Jack Esparza, P Brook Honore Jr., DB Maurion Horn, DB Landon Hullaby, LB Ty Kana, WR Tyler King, OL Jurrien Loftin, OL Seth Martin, DL Trevon McAlpine, RB Jaden Morris, DB Jalon Peoples, LB Ben Roberts, OL Sheridan Wilson

TRUE FRESHMEN (32)

DL Tre'Darius Brown, QB Will Burns, OL Kaden Carr, DL Jayden Cofield, OLB Isaiah Crawford, WR D.J. Crest, LB John Curry, LB Miquel Dingle Jr., OL Nick Fattig, TE Jordan Green, LB Justin Horne, DB Brenden Jordan, OLB Chris Lemons, DB Chapman Lewis, WR Aiden Meeks, OL Garrett Morphis, OLB Answel Nedore, DB Marcus Ramon-Edwards, DL Braylon Rigsby, DB Jordan Sanford, OL Dylan Shaw, OL Daniel Sill, OLB Dylan Spencer, DB Macho Stevenson, DB Jake Strong, DB Miles Thompson, WR Kelby Valsin, DL Amier Washington, WR T.J. West, DB Anthony White, RB Anquan Willis.

Note: Super Seniors are the designation for players, in their final year of eligibility, that are utilizing the extra season of eligibility afforded by the NCAA for the COVID-19 shortened 2020 campaign.

BIG 12 COMPOSITE SCHEDULE

THURSDAY, AUGUST 31

Kent State at UCF (FS1), 6:00 p.m.

FRIDAY, SEPTEMBER 1

Missouri State at Kansas (Big 12 Now on ESPN+), 7:00 p.m.

SATURDAY, SEPTEMBER 2

Colorado at TCU (FOX), 11:00 a.m.

Arkansas State at Oklahoma (ESPN), 11:00 a.m.

Northern Iowa at Iowa State (Big 12 Now on ESPN+), 1:00 p.m.

Rice at Texas (FOX), 2:30 p.m.

Eastern Kentucky at Cincinnati (Big 12 Now on ESPN+), 2:30 p.m.

UTSA at Houston (FS1), 6:00 p.m.

Texas State at Baylor (Big 12 Now on ESPN+), 6:00 p.m.

Southeast Missouri at Kansas State (Big 12 Now on ESPN+), 6:00 p.m.

Central Arkansas at Oklahoma State (Big 12 Now on ESPN+), 6:00 p.m.

West Virginia at Penn State (NBC), 6:30 p.m.

Texas Tech at Wyoming (CBCS), 6:30 p.m.

Sam Houston at BYU (FS1), 9:15 p.m.

FRIDAY, SEPTEMBER 8

Illinois at Kansas (ESPN2), 6:30 p.m.

SATURDAY, SEPTEMBER 9

Utah at Baylor (ESPN), 11:00 a.m.

Troy at Kansas State (FS1), 11:00 a.m.

Southern Utah at BYU (Big 12 Now on ESPN+), 2:00 p.m.

Iowa at Iowa State (FOX), 2:30 p.m.

SMU at Oklahoma (SoonerVision on ESPN+), 5:00 p.m.

Duquesne at West Virginia (Big 12 Now on ESPN+), 5:00 p.m.

Oregon at Texas Tech (FOX), 6:00 p.m.

Texas at Alabama (ESPN), 6:00 p.m.

UCF at Boise State (FS1), 6:00 p.m.

Houston at Rice (Network TBD), 6:00 p.m.

Nicholls at TCU (Big 12 Now on ESPN+), 7:00 p.m.

Oklahoma State at Arizona State (FS1), 9:30 p.m.

Cincinnati at Pittsburgh, TBD

SATURDAY, SEPTEMBER 16

Iowa State at Ohio (ESPN2 or ESPNU), 11:00 a.m.

Kansas State at Missouri (SEC Network), 11:00 a.m.

Long Island at Baylor (Big 12 Now on ESPN+), 11:00 a.m.

Oklahoma at Tulsa (ESPN or ESPN2), 2:30 p.m.

Villanova at UCF (Big 12 Now on ESPN+), 5:30 p.m.

Miami (OH) at Cincinnati (Big 12 Now on ESPN+), 6:00 p.m.

South Alabama at Oklahoma State (Big 12 Now on ESPN+), 6:00 p.m.

Tarleton State at Texas Tech (Big 12 Now on ESPN+), 6:00 p.m.

Pittsburgh at West Virginia (ABC), 6:30 p.m.

BYU at Arkansas (ESPN2), 6:30 p.m.

TCU at Houston (FOX), 7:00 p.m.

Wyoming at Texas (Longhorn Network), 7:00 p.m.

Kansas at Nevada (CBSSN), 9:30 p.m.

SATURDAY, SEPTEMBER 23

Texas at Baylor*

BYU at Kansas*

UCF at Kansas State*

Oklahoma at Cincinnati*

Sam Houston at Houston (Big 12 Now on ESPN+), 6:00 p.m.

Oklahoma State at Iowa State*

SMU at TCU

Texas Tech at West Virginia*

FRIDAY, SEPTEMBER 29

Cincinnati at BYU* (ESPN), 9:15 p.m.

SATURDAY, SEPTEMBER 30

Baylor at UCF*

Houston at Texas Tech*

Iowa State at Oklahoma*

Kansas at Texas*

West Virginia at TCU*

FRIDAY, OCTOBER 6

Kansas State at Oklahoma State* (ESPN), 6:30 p.m.

SATURDAY, OCTOBER 7

Texas Tech at Baylor*

UCF at Kansas*

TCU at Iowa State*

Oklahoma vs. Texas* (ABC)

THURSDAY, OCTOBER 12

West Virginia at Houston* (FS1), 6:00 p.m.

SATURDAY, OCTOBER 14

BYU at TCU*

Iowa State at Cincinnati*

Kansas at Oklahoma State*

Kansas State at Texas Tech*

SATURDAY, OCTOBER 21

Baylor at Cincinnati*

Texas Tech at BYU*

UCF at Oklahoma*

Texas at Houston*

TCU at Kansas State*

Oklahoma State at West Virginia*

BIG 12 CONFERENCE BOWL PARTNERS

Bowl Game	Date/Time (CT)	Site	Matchup	Network
Radiance Technologies Independence Bowl	Dec. 16 / 8:15 p.m.	Shreveport, La.	Big 12 vs. Pac-12	ESPN
Lockheed Martin Armed Forces Bowl	Dec. 23 / 2:30 p.m.	Fort Worth, Texas	Big vs. AAC/C-USA	ABC
SERVPRO First Responder Bowl	Dec. 26 / 4:30 p.m.	Dallas, Texas	Big 12 vs. AAC/ACC/C-USA	ESPN
Guaranteed Rate Bowl	Dec. 26 / 8 p.m.	Phoenix, Ariz.	Big 12 vs. Big Ten	ESPN
TaxAct Texas Bowl	Dec. 27 / 8 p.m.	Houston, Texas	Big 12 vs. SEC	ESPN
Pop-Tarts Bowl	Dec. 28 / 4:45 p.m.	Orlando, Fla.	Big 12 vs. ACC	ESPN
Valero Alamo	Dec. 28 / 8:15 p.m.	San Antonio, Texas	Big 12 vs. Pac-12	ESPN
AutoZone Liberty Bowl	Dec. 29 / 2:30 p.m.	Memphis, Tenn.	Big 12 vs. SEC	ESPN
Goodyear Cotton Bowl Classic	Dec. 29 / 7 p.m.	Arlington Texas	CFP	ESPN
Chick-Fil-A Peach Bowl	Dec. 30 / 11 a.m.	Atlanta, Ga.	CFP	ESPN
Capital One Orange Bowl	Dec. 30 / 3 p.m.	Miami Gardens, Fla.	CFP	ESPN
Vrbo Fiesta Bowl	Jan. 1 / Noon	Glendale, Ariz.	CFP	ESPN
CFP Semifinal- Rose Bowl	Jan. 1 / 4 p.m.	Pasadena, Calif.	CFP - Big Ten vs. Pac-12	ESPN
CFP Semifinal- Allstate Sugar Bowl	Jan. 1 / 7:45 p.m.	New Orleans, La.	CFP - Big 12 vs. SEC	ESPN
CFP National Championship	Jan. 8 / 6:30 p.m.	Houston, Texas	Semifinal Winners	ESPN



COLLEGE FOOTBALL
PLAYOFF

BIG 12 COMPOSITE SCHEDULE

SATURDAY, OCTOBER 28

Iowa State at Baylor*

BYU at Texas*

West Virginia at UCF*

Cincinnati at Oklahoma State*

Houston at Kansas State*

Oklahoma at Kansas*

THURSDAY, NOVEMBER 2

TCU at Texas Tech* (FS1), 6:00 p.m.

SATURDAY, NOVEMBER 4

Houston at Baylor*

BYU at West Virginia*

UCF at Cincinnati*

Kansas at Iowa State*

Kansas State at Texas*

Oklahoma at Oklahoma State*

SATURDAY, NOVEMBER 11

Baylor at Kansas State*

Iowa State at BYU*

Oklahoma State at UCF*

Cincinnati at Houston*

Texas Tech at Kansas*

West Virginia at Oklahoma*

Texas at TCU*

SATURDAY, NOVEMBER 18

Baylor at TCU*

Oklahoma at BYU*

UCF at Texas Tech*

Cincinnati at West Virginia*

Oklahoma State at Houston*

Texas at Iowa State*

Kansas State at Kansas*

FRIDAY, NOVEMBER 24

TCU at Oklahoma* (FOX), 11:00 a.m.

Texas Tech at Texas* (ABC), 6:30 p.m.

SATURDAY, NOVEMBER 25

West Virginia at Baylor*

BYU at Oklahoma State*

Houston at UCF*

Kansas at Cincinnati*

Iowa State at Kansas State*

Texas Tech at Texas*

SATURDAY, DECEMBER 2

Dr Pepper Big 12 Football Championship (ABC), 11:00 a.m.

All times listed as Central and subject to change.

Note: Start times for all remaining games will be determined on a 12 or 6-day basis by the Big 12 Conference's television partners, FOX and ESPN. For an updated schedule throughout the season, please visit [TexasTech.com](https://www.texas-tech.com) or follow the football program's official Twitter account, [@TexasTechFB](https://twitter.com/TexasTechFB).

FUTURE NON-CONFERENCE SCHEDULES

2024

Aug. 31: Abilene Christian

Sept. 7: at Oregon

Sept. 14: North Texas

2025

Aug. 30: Arkansas-Pine Bluff

Sept. 6: at Colorado State

Sept. 13: Oregon State

2026

Sept. 5: Abilene Christian

Sept. 12: at Oregon State

Sept. 19: Colorado State

2027

Sept. 4: Arkansas-Pine Bluff

Sept. 11: at North Texas

Sept. 18: N.C. State

2028

Sept. 2: Missouri State

Sept. 9: at Mississippi State

Sept. 16: Wyoming

2029

Sept. 8: Mississippi State

Sept. 15: at Fresno State

2030

Sept. 7: Fresno State

Sept. 14: Arkansas

2031

Sept. 13: at Arkansas

2032

Sept. 11: Fresno State

Sept. 18: at UTEP

* All games are subject to change.



▲ JAYLON HUTCHINGS, an All-Big 12 preseason team selection.

PREVIEW

RED RAIDERS

STAFF

'22 REVIEW

HISTORY

RECORDS

TEXAS TECH

SEASON PREVIEW



▲ Texas Tech enters its second season under head coach **JOEY MCGUIRE**, who led the Red Raiders to an 8-5 record a year ago, which included a victory over Ole Miss in the TaxAct Texas Bowl. Texas Tech's success in McGuire's debut season was highlighted by a fourth-place finish in the Big 12 standings and a 5-4 league record.

RED RAIDERS RETURN 16 STARTERS ON BOTH SIDES

■ Joey McGuire will return the bulk of his production on both sides of the ball this season as Texas Tech boasts 16 returning starters, including 10 on offense and an additional six on defense. The list of returnees also features a pair of specialists as well in long snapper **Jackson Knotts**, a two-year starter, and punter **Austin McNamara**, who will enter 2023 on pace to easily snap the Texas Tech career punting average record.

■ As a team, Texas Tech's list of returners account for 322 career starts between both sides of the ball (165 offense, 157 defense). That total is boosted by 13 different Red Raiders with at least 10 career starts, a list led by defensive lineman **Jayton Hutchings** with 46 over the past four seasons. Behind Hutchings, the list also features offensive lineman **Caleb Rogers** (29), defensive lineman **Tony Bradford Jr.** (25), defensive backs **Rayshad Williams** (24) and **Dadrion Taylor-Demerson** (24) as well as wide receiver **Myles Price** (21).

■ Offensive coordinator **Zach Kittley** will benefit from the return of two quarterbacks in senior **Tyler Shough** and sophomore **Behren Morton**, who both made at least four starts this past season. Shough, who was named Texas Tech's starter this summer, was a perfect 5-0 in starts a year ago after leading the Red Raiders to four-consecutive wins to end the season. Morton, meanwhile, showed the promise that made him Texas Tech's highest-rated quarterback signing in school history after starting in four Big 12 contests where he threw for 1,117 yards and seven touchdowns, while rushing for two more.

■ The quarterback room will benefit from a much more experienced wide receiver room as Texas Tech returns each of top-five receivers from a year ago, including sophomore **Jerand Bradley**, who earned second team Freshman All-America honors this past season after catching 51 passes for 744 yards and six touchdowns. Texas Tech, as a team, brings back 87.8 percent of its receiving production from a year ago with fellow returners such as **Myles Price**, **Xavier White**, **Loic Fouonji** and **Nehemiah Martinez I**. Those five names represent the Red Raiders' top five leading receivers from this past season.

■ Defensively, despite the loss of regulars such as **Tyree Wilson**, **Krishon Merriweather** and **Marquis Waters**, the Red Raiders still bring back plenty of experience, especially up front with the likes of Hutchings and Bradford, who have combined for 71 starts between the two. In addition to up front, the Red Raiders return three mainstays in the secondary, including both cornerbacks in Williams and **Malik Dunlap** as well as safety Taylor-Demerson. Dunlap was an All-Big 12 second team honoree a year ago by the conference coaches.

RED RAIDERS COMING OFF BACK-TO-BACK BOWL WINS

■ Texas Tech is coming off consecutive seasons with a bowl victory for the first time since the 2012-13 campaigns when the Red Raiders claimed the Meineke Car Care trophy (2012) and then the Holiday Bowl crown (2013). The Red Raiders, who routed Mississippi State to end the 2021 season at the AutoZone Liberty Bowl and then Ole Miss in the TaxAct Texas Bowl this past December, will look to extend that streak this fall, which has not been done previously over a three-year stretch since the 2002-04 campaigns.

■ Texas Tech will enter the 2023 season as one of only 13 schools nationally to win a bowl game in consecutive seasons and one of eight to do so as a power-five school at the time. The Red Raiders are the lone current Big 12 school to do so as Texas Tech is joined by the likes of Minnesota, Wake Forest, Alabama, Arkansas, Georgia, Maryland and Wisconsin among power-five peers.

■ Texas Tech, historically, is one of the most successful programs nationally with 40 all-time bowl appearances, which ranks in the top 25 of FBS history. A return to a bowl game in 2023 would mark Texas Tech's longest streak of consecutive postseason appearances since a school-record run of 11-straight years from 2000-10.

■ **Joey McGuire** is looking to become only the second head coach in program history to lead the Red Raiders to a bowl game in each of his first two seasons as head coach. That would place McGuire in the same category as **Mike Leach**, who remains the all-time winningest coach with an 84-43 record from 2000-09.

WHAT RETURNS FOR THE RED RAIDERS

Statistical output returning based on category

Category	Percentage
Rushing Yards	62.6%
Passing Yards	61.7%
Receiving Yards	87.8%
Scoring	55.1%
Total Offense	62.0%
All-Purpose Yards	80.1%
Tackles	47.2%
Tackles for Loss	49.5%
Sacks	46.8%
Interceptions	60.0%
Pass Breakups	73.7%
Forced Fumbles	70.0%
Fumble Recoveries	66.7%
Punt Return Yards	93.6%
Kickoff Return Yards	100%
Field Goals	0.0%
Punting Yards	100%

THE TEXAS BOWL GOOD LUCK CHARM

- The Red Raiders' stay in Houston for the TaxAct Texas bowl was one to remember, highlighted by Texas Tech's 42-25 victory over Ole Miss. Now, the hope is the win will translate the same way it has for the last three Big 12 schools to win the bowl game. Since the 2017 season, the last three Big 12 winners of the Texas Bowl have turned that momentum into an appearance in the conference championship game the next season.
- In fact, **Joey McGuire** has seen this himself as he was part of a Baylor program that defeated Vanderbilt in 2018 and proceeded to finish 11-3 the next season with a loss to Oklahoma in the Big 12 Championship game and an appearance in the Allstate Sugar Bowl. Texas previously started the run in 2017, defeating Missouri in the Texas Bowl before a 10-4 season the following year and a loss to Oklahoma in the league title game. Kansas State, meanwhile, won the Texas Bowl in 2021 and then followed with a 10-4 record this past season, which featured a win over TCU in the Big 12 Championship.

IT'S NEVER TOO EARLY TO TALK TOP 25

- After an eight-win season to start the **Joey McGuire** era, many in the media have labeled the Red Raiders as a preseason top-25 favorite and a darkhorse pick to make the Big 12 Championship game this fall. Thus far, Texas Tech has ranked as high as No. 14 in the preseason poll compiled by Brett McMurphy of Action Network. The Red Raiders were also slotted at No. 19 by Bleacher Report (Adam Kramer), No. 20 by 247Sports (Brad Crawford) and No. 23 by ESPN (Mark Schlabach).
- If the Red Raiders are tabbed to the preseason top 25 by either the Associated Press or USA Today AFCA poll, it would mark their first appearance in the preseason edition since the 2008 campaign. The Red Raiders have not been featured in either poll since Sept. 23, 2018, when Texas Tech came in at No. 24 in the USA Today AFCA rankings.
- The Red Raiders received votes in both polls to close the 2022 season as Texas Tech picked up 19 points in the Associated Press rankings and then 13 points in the AFCA top 25. Based on total points, the Red Raiders closed 2022 ranked at No. 31 in the AP poll and then No. 32 in the AFCA poll.

IT'S REALLY NOT TOO EARLY...
Texas Tech in several "way too early" top-25 preseason polls

Website	Ranking
Action Network	No. 14
Bleacher Report	No. 19
247Sports	No. 20
ESPN	No. 23

RED RAIDERS RIDE INTO 2023 WITH FOUR-GAME WINNING STREAK

- Texas Tech closed the 2022 campaign on a four-game winning streak, its longest winning streak to end a season since the Red Raiders had a similar four-game run in 1995 during their final year in the Southwest Conference. That streak was boosted last season by three-straight Big 12 wins over Kansas, Iowa State and Oklahoma to close the regular season.
- Texas Tech closed the regular season with an overtime win over Oklahoma, marking its third-consecutive Big 12 victory, its longest streak since opening the 2013 conference slate with four-straight wins. The Red Raiders will open Big 12 play this next season at West Virginia, which with a win, would mark Texas Tech's longest conference winning streak since opening league action in 2013 with four-consecutive victories.
- With a victory over Wyoming in the season opener, the Red Raiders would boast their longest winning streak since being on the right side of the scoreboard over eight-consecutive games over the 2012-13 seasons, starting with the 2012 Meineke Texas Bowl victory over Minnesota and proceeding into the first seven contests of the **Kliff Kingsbury** era in 2013.

NEW YEAR, NEW NUMBER

- There will be a few Red Raiders debuting new jersey numbers when Texas Tech opens preseason camp, including several noticeable changes for the likes of **Bryce Ramirez**, **Dadrión Taylor-Demerson** and **Loic Founjji**, among others. To the right is a listing of 19 different Red Raiders who have changed jersey numbers in the offseason.

NEW NUMBER, NEW YEAR
Red Raiders debuting new jersey numbers this season.

Name	2023	Previous
Dadrión Taylor-Demerson	No. 1	No. 25
Jalon Peoples	No. 2	No. 12
Bryce Ramirez	No. 3	No. 54
Jordan Brown	No. 4	No. 86
Nate Floyd	No. 4	No. 17
Myles Cole	No. 6	No. 5
Coy Eakin	No. 8	No. 85
Jacob Rodriguez	No. 10	No. 13
Charles Esters III	No. 11	No. 49
Loic Founjji	No. 11	No. 19
Ben Roberts	No. 13	No. 46
Joseph Adedire	No. 14	No. 43
Robert Wooten	No. 15	No. 51
Jayden York	No. 15	No. 89
Hayden Wiginton	No. 19	No. 87
James Grando	No. 37	No. 36
Jacob Mauch	No. 47	No. 61
Gage Elder	No. 48	No. 20
Cole Spencer	No. 70	No. 74

NEW LOOK BIG 12 ON TAP FOR 2023

- The Big 12 Conference will welcome four new members for the 2023 season as BYU, Cincinnati, Houston and UCF will all join to bring the conference's membership up to 14 schools. The Red Raiders will face three of those schools as Houston and UCF will both visit Jones AT&T Stadium, while Texas Tech will make its first-ever trip to BYU.
- While new to the Big 12, Houston has been a frequent opponent for the Red Raiders in recent years as the two schools completed a four-game non-conference series against each other just this past season. The Red Raiders, who topped Houston, 33-30, in double overtime this past season, have won 10 of the past 11 meetings against the Cougars as the 2023 contest will be the 35th all-time meeting between the two former Southwest Conference foes.
- Texas Tech has a limited history with both BYU and UCF as it will be only the second all-time meeting with the Cougars (other was a 21-10 Tech win in 1940) and the first contest against the Knights. This will be the Red Raiders' first-ever trip to the state of Utah for a football contest.

MORE ON THE SCHEDULE...

- The Red Raiders will open the year on the road at Wyoming on Sept 2, which marks the first time Texas Tech has kicked off the season at an opponent's home stadium since a 2013 victory at SMU. Tech previously opened the 2021 campaign with a win at Houston, but that game was played at NRG Stadium - the home to the Houston Texans - and not TDECU Stadium on campus. The Red Raiders, who have won 19 of their last 20 season openers, will be facing Wyoming for only the sixth time in history and the first time since 1992.
- Texas Tech will open its home slate a week later against Pac-12 foe Oregon in what should be one of the top power-five non-conference matchups in college football. The Red Raiders have two former Ducks now on their roster in senior quarterback **Tyler Shough** and sophomore outside linebacker **Terrell Tilmon**. Additionally, two members of Texas Tech's staff - defensive coordinator **Tim DeRuyter** and defensive passing game coordinator **Marcel Yates** - were on the Oregon staff prior to their arrival in Lubbock.
- The Red Raiders will enter the Oregon contest riding a 23-game winning streak in home openers as Texas Tech has been one of the nation's most-dominant teams in non-conference play over the past two decades. Tech has won each of its last 16 non-conference games inside Jones AT&T Stadium and 41 of its last 42 contests dating back to the 2002 season. The Red Raiders are an impressive 48-2 overall in non-conference home games since moving to a spread offense in 2000.
- Texas Tech will play two non-Saturday games during the 2023 season as the Red Raiders will host TCU in a Thursday night primetime matchup on Nov. 2. The Red Raiders will close the season Nov. 24 in a Friday contest at Texas.

THE UNOFFICIAL HOME OF THE THSCA

Since his hire as Texas Tech's head coach, **Joey McGuire** has made it a point to brand the Red Raiders the "unofficial home of the Texas High School Coaches Association." Already a Hall of Famer himself, McGuire has hired a staff filled with experience at both the collegiate and high school levels with three assistant coaches who have previous ties to the THSCA as well as a slew of support staff members.

TEXAS TECH FOOTBALL STAFF WITH THSCA TIES

Name	THSCA Position
Joey McGuire	Cedar Hill Head Coach (2003-16)
Kenny Perry	Arlington Bowie (2006-12)/Halton City (2004-05)/Sam Houston (2000-03)
Josh Cochran	Lindale H.S. Asst. Coach (2015)
Zarnell Fitch	Lincoln H.S. Head Coach (2013) / Asst. Coach (2011-12)
Jah'Shawn Johnson (Defensive GA)	Ennis H.S. Asst. Coach (2020-21)
Brian Nance (Dir. of Scouting)	Temple H.S. Asst. Coach (2018)
Dave Martin (Dir. of Player Development)	Cedar Hill H.S. Asst. Coach (1999-03)

Texas Tech also has three current student-athletes on its roster whose fathers are prominent high school coaches in the state in Allen's Lee Wiginton, the father of sophomore wide receiver **Haydon Wiginton**, Amarillo Tascosa's Ken Plunk, the father of junior defensive back **Joseph Plunk** and Eastland's James Morton, the father of sophomore quarterback **Behren Morton**. Lee Wiginton is the outgoing president of the THSCA.



RED RAIDERS PICKED FOURTH IN BIG 12 PRESEASON POLL

- Texas Tech will enter its second season under head coach **Joey McGuire** picked to finish fourth overall, according to the Big 12 preseason poll of media members that was announced by the conference office in July. The preseason nod is the highest Texas Tech has been slotted by the media prior to a season since the Big 12 moved to a division-less format in 2011. Texas Tech received four first-place votes from the media, finishing fourth with 729 points behind only league favorite Texas (886 points), Kansas State (858 points) and Oklahoma (758 points).
- Six different league schools received at least one first-place vote in the poll as Texas led the way with 41, while K-State gathered 14 and both Oklahoma and Texas Tech had four each. TCU was fifth in the preseason poll, only two points back of Texas Tech with 727 after receiving three first-place votes. Oklahoma State, picked to finish seventh overall, was the final school collecting a first-place vote.

BRADLEY, HUTCHINGS NAMED TO BIG 12 PRESEASON TEAM

- Texas Tech sophomore wide receiver **Jerand Bradley** and super senior defensive lineman **Jaylon Hutchings** were named to the All-Big 12 preseason team that was determined by media members who cover the conference. This is the most-significant preseason accolade to date for both Hutchings and Bradley, who were each named honorable mention All-Big 12 selections following the 2022 season. The All-Big 12 preseason team was made up of 29 players from across the league's 14 teams.
- Bradley's selection follows a breakout redshirt freshman season a year ago where he led the Red Raiders with 51 catches for 744 yards and six touchdowns through the air. In the process, Bradley became only the sixth Red Raider freshman since 1972 to lead the team in receiving yards, joining a prestigious list that features **Erik Ezukanma** (2019), **Michael Crabtree** (2007), **Taurean Henderson** (2002), **Sheldon Bass** (1994) and **Wayne Walker** (1985).
- Hutchings, meanwhile, will be among the most-experienced defensive linemen in the country entering this season as he has made 46 starts over his career up front for the Red Raiders. A native of Forney, Texas, Hutchings has totaled 149 tackles for his career, including 18.5 for a loss and 7.5 sacks. He is coming off his best season as a Red Raider with 50 stops in 2022 and 5.5 tackles that went for a loss.

NON-CONFERENCE SUCCESS FOR THE RED RAIDERS

- Texas Tech will host one of its most-anticipated non-conference matchups in its history the second week of the season when Oregon travels to Jones AT&T Stadium. The Ducks, a preseason top-25 favorite, could potentially be the highest-ranked, power-five non-conference opponent to visit Lubbock since No. 16 North Carolina State visited early in the 2002 campaign. The Red Raiders have not hosted a top-10 non-conference foe at home since No. 1 Nebraska visited during the second week of the 1994 season while a then-member of the Big Eight Conference.
- The Red Raiders enter the 2023 season having won each of its last 16 non-conference games at home and 41 of its last 42 contests dating back to the 2002 season. The Red Raiders are also an impressive 48-2 overall in non-conference home games since moving to a spread offense in 2000.
- Texas Tech's success against non-conference opponents from either the FCS level or a Group of Five conference is even more impressive as the Red Raiders have won each of their last 34 regular-season contests at home or on the road against non-power five members. In fact, Texas Tech has not dropped a non-conference game against a Group of Five opponent since falling at No. 17 Houston, 29-28, early in the 2009 season. In addition, Texas Tech has not lost to an unranked, Group of Five opponent since New Mexico surprised the Red Raiders, 27-24, in 2004.

RECRUITING SUCCESS UNDER MCGUIRE

- Texas Tech has reaped the benefits of McGuire's ties to the state of Texas in the year following his hire as the Red Raiders have signed two of their best classes now in history. The 2022 class, boosted by McGuire's hiring in November 2021, was ranked as high as 39th nationally by Rivals, a steady improvement from its spot in the 70s prior to his hire.
- Texas Tech's 2023 class was ranked as high as No. 23 nationally by Rivals as McGuire and his staff inked 28 high school prospects, a key component to the Red Raiders' recruiting philosophy. It marked the highest-ranked Texas Tech recruiting class in more than a decade.
- One of the key factors in Texas Tech's recruiting success was the hiring of **James Blanchard** as Director of Player Personnel. Blanchard, who flew alongside McGuire to Lubbock as soon as he received the head coaching position, was recently named one of the top rising personnel and recruiting staffers in the country by the On3.com website. Blanchard received a two-year contract extension on Dec. 2, 2022.

BIG 12 PRESEASON MEDIA POLL

Based on vote of media members who regularly cover the conference

School (First Place Votes)	Points
1. Texas (41)	886
2. Kansas State (14)	858
3. Oklahoma (4)	758
4. Texas Tech (4)	729
5. TCU (3)	727
6. Baylor	572
7. Oklahoma State (1)	470
8. UCF	463
9. Kansas	461
10. Iowa State	334
11. BYU	318
12. Houston	215
13. Cincinnati	202
14. West Virginia	129



▲ **TYLER SHOUGH** has already been named Texas Tech's starting quarterback for the 2023 season, his sixth as a collegiate student-athlete. The Red Raiders were a perfect 5-0 with Shough as their starter this past season, which included a memorable victory over Ole Miss in the TaxAct Texas Bowl where he was the Most Valuable Player.

SHOUGH BOASTS 8-1 RECORD AS TEXAS TECH'S STARTING QB

- **Tyler Shough** enters the 2023 season - his sixth as a collegiate quarterback - at 8-1 as Texas Tech's starting quarterback after helping lead the Red Raiders to wins in each of their final four games of the 2022 season. Shough returned to the starting role prior to the win over Kansas following an injury in the season opener versus Murray State that kept him out of action for the next six games. The Red Raiders were a perfect 5-0 in games Shough started in 2022, improving him to 12-4 over his career after previously finishing 4-3 in his lone season as Oregon's starter in 2020. Oregon ended that season with appearances in the Pac-12 Championship and the Fiesta Bowl.
- Shough finished the 2022 campaign with 1,304 passing yards and seven touchdowns on 106-of-177 passing (59.9 percent). He is completing 63.9 percent of his passes (288-of-451) for his career as he's totaled 3,879 passing yards and 29 touchdowns between his time at Oregon and as a Red Raider. In addition, Shough has shown he can effectively use his legs as well with 156 carries for 565 yards and eight touchdowns. He's totaled six of those touchdowns during his two seasons as a Red Raider alone.
- Shough capped a strong end to the 2022 season by earning Most Valuable Player honors at the TaxAct Texas Bowl. Shough completed 24-of-39 passes for 242 yards and a touchdown in the win over Ole Miss, while also leading the Red Raiders on the ground via 25 carries for 111 yards and two additional scores. It marked the first time since 1976 where a Texas Tech quarterback reached the century mark as Red Raider great **Rodney Allison** was the last to do so versus Baylor.
- Despite only five starts, Shough managed to total 269 rushing yards and four touchdowns on the ground, marking the fourth-highest rushing total for a Texas Tech quarterback since 2000. He trailed only **Patrick Mahomes II** and his 456 rushing yards in 2015 and his 285 yards the following season as well as **Jett Duffey** and his 369 yards on the ground in 2018.
- Since the start of the 2000 season, Texas Tech has only had three quarterbacks - Mahomes, Duffey and **Seth Doege** - throw for at least 200 yards and rush for 80 more once in a game but never twice in a season yet alone a career. Shough became the fourth following his performance against Ole Miss in the TaxAct Texas Bowl.
- The performance versus Ole Miss matched Shough's debut as a Red Raider in the same building as the TaxAct Texas Bowl - NRG Stadium in Houston. Shough completed 17-of-24 passes for 231 yards in the Red Raiders' memorable come-from-behind victory over Houston to start the 2021 season. Shough also rushed for one other score en route to pushing the Red Raiders to 31 unanswered points in the second half.
- Shough entered bowl season coming off possibly the best performance of his career as he completed 31-of-50 passes for 436 yards and two touchdowns, while also rushing nine times for 44 yards in the win over Oklahoma. Shough set career highs for completions, attempts, passing yards, total offensive plays and yards of total offense in the win, which snapped a nine-game losing streak to the Sooners. It marked the second-most passing yards by a Big 12 quarterback during the 2022 season.
- Shough was limited to only four games in 2021 after suffering a season-ending shoulder injury in the Big 12 opener at Texas. He had completed 69.6 percent of his passes to that point (64-of-92), throwing for 872 yards and six touchdowns in that span.

WAITING HIS TURN

- The journey to earning the starting nod didn't come without a few years of waiting for **Tyler Shough** at Oregon as he sat behind eventual first round selection **Justin Herbert** for his first two seasons with the Ducks. Herbert, the NFL AP Rookie of the Year in 2020 with the Los Angeles Chargers, was Oregon's starter in each of Shough's first two seasons with the Ducks prior to him being named the starter prior to the 2020 campaign.

NIL DONE RIGHT

- With the topic of Name-Image-Likeness so prevalent in college athletics, it'd be hard to ignore the success **Tyler Shough** has made in this area as the senior utilized a sponsorship agreement for his engagement ring to propose to his now fiance, Jordan Wormdahl. The couple got engaged in May 2022 as part of a summer vacation. Wormdahl is a former student-athlete, herself, as a soccer standout at the University of Oregon. Texas Tech head coach **Joey McGuire** is scheduled to be the officiant for the wedding - set for the spring of 2024 - which would be the third player wedding McGuire has presided over in recent years.

PREVIEW

RED RAIDERS

STAFF

'22 REVIEW

HISTORY

RECORDS

TEXAS TECH

IT'S BROOKS TIME AT RUNNING BACK

For the past three seasons, **Tahj Brooks** and **SaRodorick Thompson** formed one of the top 1-2 punches at running back in college football. With Thompson's departure, it's officially Brooks time for the Red Raiders as the senior has totaled 1,514 rushing yards and 18 touchdowns over the past three seasons.

Brooks bested Thompson by only seven yards this past season for the team rushing title, marking the second-consecutive year he has led the Red Raiders on the ground. Brooks, who had 691 rushing yards and seven touchdowns this past season, will look to become the first Red Raider since **Baron Batch** (2008-10) to lead Texas Tech in rushing over three-consecutive seasons. In the process, he would become only the ninth Red Raider since 1950 to lead the team in rushing three times in a career.

TEXAS TECH CAREER LEADERS FOR RUSHING YARDS

7. James Hadnot (1976-79)	2,794
8. SaRodorick Thompson (2018-22)	2,664
9. Larry Isaac (1973-76)	2,633
10. Baron Batch (2006, 2008-10)	2,501
11. Donny Anderson (1963-65)	2,280
Tahj Brooks (2020-present)	1,514



OFFENSIVE LINE FEATURES PLENTY OF EXPERIENCE

- If there was a perceived weakness to the Red Raider offense in 2022, it was the inexperience along the offensive line as offensive coordinator **Zach Kittley** and offensive line coach **Stephen Hamby** were looking to reshape a unit that lost three starters from the previous year. Now, that same group could be seen as a major strength for the Red Raiders heading into 2023 as four of five starters return to go along with the signing of **Rusty Staats**, a 27-game starter at Western Kentucky.
- Staats signing with the Red Raiders allows Kittley and Hamby to shift super senior **Dennis Wilburn**, who started all 13 games this past season at center, over one spot to right guard. Wilburn previously played exclusively at guard for Hutchinson Community College before walking on with the Red Raiders in the spring of 2022 where he immediately shined. Wilburn was inserted into the center competition, ultimately winning the battle in preseason camp.
- The Red Raiders will make two other position changes this season as the two starting tackles from a year ago - **Caleb Rogers** and **Monroe Mills** - will switch sides. Mills will take over at left tackle after starting in 10 games this past season, while Rogers will move back to the right side where he was the primary starter in 2021.
- Texas Tech will also benefit from the return of super senior **Cole Spencer**, who missed the entire 2022 season after suffering an injury prior to the start of preseason camp. Spencer was one of the top signees early in McGuire's tenure as he chose to use his final year of eligibility at Texas Tech after making 44 career starts along the offensive line at Western Kentucky. Spencer teamed with Staats early in the time together at Western Kentucky, which was the former home to both Kittley and Hamby.
- As a unit, the Texas Tech offensive line will enter the 2023 season with 141 career starts as a group with Spencer leading the way with 44 over his career followed by Rogers (29), Staats (27), Wilburn (13), Mills (10), **Landon Peterson** (9), **Jacoby Jackson** (6), **Matt Keeler** (2) and **Ty Buchanan** (1). Peterson and Jackson were both regulars in the starting rotation this past season with Peterson earning eight starts at right guard with Jackson chipping in with six of his own.

NEW FACE IN TOWN BRINGING THE 'JUICE'

- **Justin Johnson** is the lone new member to **Joey McGuire's** staff of assistant coaches as he was named assistant head coach, offensive passing game coordinator and wide receivers coach on Jan. 11. Johnson, nicknamed "Coach Juice" throughout his career, arrived in Lubbock after a three-year stint at Baylor where he worked alongside McGuire during the 2020-21 seasons. A known name throughout the state of Texas, Johnson has also worked at both Houston, his alma mater, and Kansas in full-time roles.
- The addition of Johnson brings in another assistant coach who is more than familiar with McGuire as he joins linebackers coach **Josh Bookbinder** and tight ends coach **Josh Cochran** who crossed paths with McGuire at Baylor. Head strength and conditioning coach **Lance Barilow** was also on the Baylor staff prior to his arrival in Lubbock in 2022.

THE TONY AND JAYLON SHOW IS BACK

- Texas Tech's prospects for the 2023 season got a boost this past December when the duo of **Jaylon Hutchings** and **Tony Bradford Jr.** announced their return for a final year of eligibility. The pair has formed one of the Big 12's top interior units the past four seasons as they have combined to make 71 starts between the two with 254 tackles, 43.5 tackles for loss and 18.5 sacks.
- The duo combined for 66 pressures this past season, according to *Pro Football Focus*, with Bradford leading the way with 35 followed by Hutchings with 31 of his own. The two combined to become one of only three FBS duos of interior defensive linemen to record 30 or more pressures each on the season.
- Hutchings was the third-highest graded interior defensive lineman (84.5) by *PFF* in the Big 12 during the 2022 season and was ninth overall among his power-five counterparts. The nose tackle recorded 50 tackles on the season, which led all down-linemen, to go along with 5.5 tackles for loss and 1.5 sacks. He has 149 tackles for his career, including 18.5 tackles for loss and 7.5 sacks.
- Not many defensive linemen in college football have a carry on their career stat sheet, let alone three. Hutchings can proudly boast he might be the rare exception, however, as he was used on two offensive snaps during the 2022 regular-season finale against Oklahoma. On the first play, he was targeted on a pass attempt that was out of his reach, but on the very next play Hutchings rushed the ball for a 1-yard touchdown. He also totaled nine yards on the ground in 2019 as part of two fake punt attempts. Hutchings, a former running back despite his size at Forney High School, was included prior to the 2022 season on the annual "Freaks List" column by Bruce Feldman of *The Athletic*.
- Bradford, meanwhile, is coming off likely his best season as a Red Raider with 32 tackles, which included 9.0 tackles for loss and 5.5 sacks, both career bests. Bradford, a member of the AFCA Allstate Good Works Team this past season, has 105 tackles for his career with 25.0 going for a loss and 11.0 of those being sacks. Bradford was the fourth Red Raider in school history to be named to the Good Works Team in recognition of his extensive list of contributions to the Lubbock community.

BIG MEN UP FRONT ARE MORE EXPERIENCED

Number of career starts along the Texas Tech o-line

Name	Career Starts	Starts at Tech
Cole Spencer	44	--
Caleb Rogers	29	29
Rusty Staats	27	--
Dennis Wilburn	13	13
Monroe Mills	10	10
Landon Peterson	9	9
Jacoby Jackson	6	6
Matt Keeler	2	2
Ty Buchanan	1	1
Totals	141	70



ONE MORE SEASON ON TAP FOR MAC

Super senior punter Austin McNamara will enter his final season of eligibility as a Red Raider with the opportunity to further place his name in the Texas Tech and Big 12 record books. McNamara is already a fixture as one of the top punters in Big 12 history as he is the school and Big 12 record holder for single-season punting average (48.2 in 2021) and longest punt (87). Following the 2022 campaign, McNamara has four of the top eight single-season averages in program history.

Now, the Arizona native will look to cement his name as the top punter in league history as he barely trails the Big 12 career record of 45.9 yards per punt that was by Oklahoma State's Quinn Sharp from 2009-12. McNamara, who is averaging 45.8 yards per punt over the last four seasons, is also on pace to easily shatter the Texas Tech career record of 43.7 yards an attempt that was set by Taylor Symmank following the 2015 campaign.

BIG 12 CONFERENCE CAREER LEADERS FOR PUNTING AVERAGE

1. Quinn Sharp (Oklahoma State, 2009-12)	45.9
- Austin McNamara (Texas Tech, 2019-present)	45.8
2. Michael Dickson (Texas, 2015-17)	45.3
3. Daniel Sepulveda (Baylor, 2003-06)	45.2
4. John Tarp (Colorado, 2002-05)	44.9

MORE ON MCNAMARA...

- Austin McNamara will enter the 2023 season ranked third among FBS active punter for career average as his 45.8 clip trails only Ryan Rehkow of BYU (46.8) and Kyle Ostendorf of Arizona (46.3). He closed the 2022 season tied for fifth on the FBS active leaders chart (minimum of 100 career punts).
- McNamara set the program record for single season punting average (48.2) in 2021 after booting 42 punts for 2,023 yards. It smashed the Tech single-season record of 46.8 that was set by Mark Bounds in 1991. He is the only Red Raider with two of the top-five punting averages currently in the school record book.
- By bombing eight punts of at least 50 yards in a single game, McNamara set a new single game FBS record on Nov. 20, 2021 against Oklahoma State. The performance broke the previous FBS record of seven that was set by Colorado's Mark Mariscal in a 2002 home game against Southern California. McNamara averaged 56.4 yards per punt overall against the Cowboys, which finished just shy of the Texas Tech single-game record of 57.0 yards an attempt that was set by Alex Reyes in a 2004 win versus Baylor (only three attempts).
- For games that included nine or more punts, McNamara's 56.4 average ranked as the second-best performance in all of FBS football in 2021 behind San Diego State's Matt Araiza's 56.8 average (nine attempts) in a home game against New Mexico State. It marked the third-highest for any punter with at least nine attempts in a game dating back to 2000, trailing only the clips from Wake Forest's Dom Maggio in a 2019 contest at Clemson (57.7) and Araiza and his 56.8 average versus New Mexico State.
- McNamara set social media on fire midway through the 2020 season with his booming 87-yard punt against West Virginia, which marked the longest by an FBS kicker since 2017 and the longest in Texas Tech and Big 12 history. McNamara broke the Texas Tech single-game record for the longest punt that was previously set by R.W. Moyers in 1945 against West Texas State.
- McNamara is a four-time All-Big 12 selection, earning first team accolades after the 2019-20 seasons and then second team and honorable mention honors each of the past two years. He has also been a regular on the Ray Guy Award watch list throughout his collegiate career.

MAJOR SIZE BACK IN THE SECONDARY

- Who really doesn't love a pair of 6-3 senior corners who have both elected to return for super-senior season in 2023? Texas Tech certainly does as both Malik Dunlap and Rayshad Williams both announced their respective decisions to return the Red Raiders' secondary in 2023. Each will be sixth-year players this season.
- The pair own similar journeys to Texas Tech after arriving as transfers with Dunlap heading to Lubbock by way of N.C. State and Williams on the opposite coast at UCLA. Both corners experienced three years at their former schools prior to transferring to Texas Tech ahead of the 2021 season.
- In his two seasons, Dunlap has used his size to become one of the top pass defenders in the country. He ranked second in the Big 12 and tied for 17th in the FBS this past season with 12 pass breakups, eventually earning All-Big 12 second team honors by the conference coaches. His selection marked the third-consecutive year a Red Raider cornerback has garnered All-Big 12 accolades as Zech McPhearson was a first team selection in 2020, while DaMarcus Fields was recognized on the second team in 2021.
- Williams notched one of the top performances by a Red Raider in recent memory as he logged five pass breakups in a single game at No. 7 Oklahoma State. It marked the most pass breakups in a single game since Justis Nelson recorded five pass breakups on Oct. 25, 2014, at TCU, as Williams ended the season ranked second on the team with seven pass breakups.
- Dunlap and Williams are two of three regular starters back for the Red Raiders in the secondary, joining fellow super senior Dadrion Taylor-Demerson, who has made 24 starts over his career.


HOMETOWN PRIDE

- Texas Tech will recognize the hometowns of every student-athlete on its roster with a special decal on the back of each gameday helmet. The decal features a throwback Masked Rider logo with the area code associated with each student-athlete's hometown as part of an initiative started by Joey McGuire upon his arrival.

WELCOME TO THE FAMILY

- Fans and media alike will need a roster this season as the Red Raiders welcomed 43 new faces to the roster since January alone. The list of newcomers are part of a Texas Tech signing class that ranked as high as No. 23 by every major publication, representing the Red Raiders' top class in more than a decade.
- Texas Tech signed 28 high school prospects as part of its 2023 class, of which 12 who arrived on campus prior to spring practices. That list includes three Red Raiders who were considered four-star signees in defensive backs Jordan Sanford and Brenden Jordan as well as outside linebacker Dylan Spencer. Texas Tech's lone quarterback signee for the 2023 class, Jake Strong, was also part of the freshman class that enrolled at semester.
- While the Red Raiders' recruiting efforts will always primarily focus on high school prospects from the state of Texas under McGuire, Texas Tech did land seven mid-year transfers at semester, which includes defensive back C.J. Baskerville (San Diego State), defensive lineman Quincy Ledet Jr. (Louisiana-Monroe), outside linebackers Steve Linton (Syracuse) and Terrell Tilton (Oregon), wide receiver Drae McCray (Austin Peay), place kicker Gabe Showalter (Mississippi Gulf Coast Community College) and offensive lineman Rusty Staats (Western Kentucky). That group alone accounts for 80 career starts at the collegiate level, including 27 from Staats, a key addition on the offensive line, as well as 22 from McCray, 18 from Ledet and 11 from Baskerville.

SOUTH END ZONE & WOMBLE FOOTBALL CENTER



▲ Texas Tech is in the midst of its largest facility investment in athletics history with the start of the south end zone and Dustin R. Womble Football Center project. The \$220 million project is expected to be completed prior to the start of the 2024 football season.

A \$220 MILLION INVESTMENT

- Texas Tech announced its largest investment into the Red Raider football program to date in July 2022 as the athletics department unveiled plans for a more than \$220 million facilities project to construct a new south end zone building to Jones AT&T Stadium, which will connect to the new Dustin R. Womble Football Center. The newly-constructed facilities will include over 300,000 combined square feet and blend world-class modern design and technology elements with Spanish architecture well known to Texas Tech supporters.
- Texas Tech will relocate its coaches' offices to the third floor of the south end zone, which will overlook Cody Campbell Field at Jones AT&T Stadium and connect to both the Womble Football Center and the Sports Performance Center through a skybridge. Plans are for the Womble Football Center to be constructed on the same land that currently occupies the present Football Training Facility, featuring two stories in height as well as the expansion to Sixth Street to further increase the overall square footage of the facility.
- Texas Tech will maintain its football strength and conditioning, sports medicine and equipment areas on the main level of the Womble Football Center as part of the new layout. The second floor will connect to the skybridge, housing many of the football program's meeting spaces, including individual position rooms and the Spike Dykes Team Meeting Room. This floor will also feature a revolutionary 6,000-plus square foot multi-purpose walkthrough area designed to allow for large-scale indoor team strategy implementation, instruction and technique evaluation.
- Between the south end zone project and the Womble Football Center, the two facilities will contain space for both recruiting and players' lounges, a new player locker room, a television studio for gameday and social media content as well as a significant investment into technology through digital signage and displays.
- As part of the project, Texas Tech will have two enhancements ready for the 2023 season as it installed a new artificial playing surface as well as a new LED lighting system this summer. The two projects are an estimated \$2.2 million. Texas Tech contracted the services of Hellas for its next playing surface, which will be its Matrix Helix® turf, the company's latest technology that has been installed recently at several NFL facilities, namely The Star in Frisco and AT&T Stadium (Dallas Cowboys), SoFi Stadium (Los Angeles Rams), Allegiant Stadium (Las Vegas Raiders) and the University of Kansas Health System Training Complex of the Kansas City Chiefs.
- The new lighting system, meanwhile, was designed by Musco, using its Total Light Control technology. This will provide Texas Tech the ability to utilize choreographed patterns designed to music during its pregame entertainment, in-between quarters and after touchdowns. The lighting system will greatly enhance the in-game fan experience, especially under the Jones AT&T Stadium lights where the Red Raiders have traditionally boasted one of the nation's top homefield advantages.
- Construction crews officially began work on the project on Nov. 27, 2022, the day following Texas Tech's victory over Oklahoma to close the regular season. The first task was the removal of the historic Double T Scoreboard, the historic landmark that had rested atop the south end zone building since 1978. Construction will move solely into the south end zone area beginning in August in order to prepare for the 2023 season.





**2023
RED RAIDERS**



JOSEPH ADEDIRE

OLB | 6-3 | 265 | So. | 2nd Yr. | 1L
Mansfield, Texas | Summit HS
Career Games: 12 / Career Starts: 6

14

YEARS OF ELIGIBILITY ENTERING SEASON: 3 | REDSHIRT AVAILABLE: YES

2022 SEASON (FRESHMAN)

Became a key contributor on the Red Raider defense as only a true freshman ... identified early in the year as potential key piece of the defense by head coach Joey McGuire and the defensive staff ... was, in fact, the only true freshman who appeared in more than four games overall ... saw action in 12 games with six starts at the edge rusher position ... received an increased role in the defense following the injury to All-American edge rusher Tyree Wilson ... one of the only true freshman on the roster to not utilize a redshirt season, joining linebacker Wesley Smith, who appeared mainly on special teams ... totaled 19 tackles (9 solo), including 3.5 tackles for loss and 1.0 sacks ... all but one of his tackles came during Big 12 play ... found his way in the backfield regularly with four quarterback hurries ... credited with appearing in 306 snaps defensively, notching nine total pressures according to Pro Football Focus ... **SEASON HIGHLIGHTS:** made collegiate debut against Houston (9/10) ... made the first tackle of his career the next week at N.C. State (9/17), combining for a TFL with Jacob Rodriguez ... also had one-tackle outings against Kansas State (10/1), West Virginia (10/22), Baylor (10/29) and Iowa State (11/19) ... was able to make two stops at Oklahoma State (10/8), including his first career solo tackle for loss, which went for a five-yard loss on a key third-down play late in the third quarter that forced the Cowboys to attempt a field goal from the 7 yard line ... also had the first quarterback hurry of his career later in the fourth quarter versus the Cowboys, which coincided with his first career start ... inserted into the starting lineup against Baylor, Kansas, Oklahoma and Ole Miss ... recorded 13 of his 19 tackles on the season over the final five games, starting with three stops against both TCU (11/5) and Kansas (11/12) ... closed the regular season with his best performance, finishing with four tackles, a quarterback hurry and his first career sack in the win over Oklahoma (11/26) ... sack couldn't have come at a better time as he took down OU quarterback Dillon Gabriel on 3rd-and-11 in overtime to force a missed Sooner field goal ... wrapped the regular season with two tackles, including a shared stop for a loss, in the Red Raiders' victory over Ole Miss (12/28) in the TaxAct Texas Bowl ... **AWARDS AND HONORS:** named an honorable mention All-Big 12 selection by conference coaches.

HIGH SCHOOL

Attended Summit High School in his hometown of Mansfield, Texas ... graduated from Summit early to enroll at Texas Tech for the 2022 spring semester ... helped lead Summit to a run to the Class 5A state semifinals his junior and senior seasons, marking the furthest the school had advanced in program history ... garnered first team All-District 4-5A honors each of those two seasons ... had more than 70 tackles as a senior, including 20.0 for a loss and five sacks ... credited with 53 tackles, 20.0 tackles for loss and 12 sacks as a junior in 2020 ... attended the same high school as Texas Tech offensive lineman Jacoby Jackson ... ranked 69th overall in the SportsDay Top 100 compiled by the Dallas Morning News for the 2022 class ... was No. 15 among defensive linemen in the DFW area according to the publication ... rated a four-star recruit by Rivals and a three-star prospect by both 247Sports and ESPN ... was a top-100 player in the state of Texas by both Rivals and 247Sports ... listed at No. 53 in the state by Rivals and at No. 26 among strongside defensive ends nationally ... was at No. 61 in the state by 247Sports Composite ... **CHOSE TEXAS TECH OVER:** Arizona, Baylor, Boston College, California, Colorado, Georgia Tech, Houston, Indiana, Iowa State, LSU, Michigan, Mississippi State, Northwestern, Oklahoma State, Oregon, SMU and TCU.

PERSONAL

Joseph Adedire ... son of Adesoji and Modinat Adedire ... first-generation American as both parents are originally from Nigeria and moved to the United States a few years prior to his birth ... has three siblings, brothers Michael and Samuel, and sister Esther ... enjoys playing video games and hanging out outdoors ... an information technology major at Texas Tech.

PARTICIPATION	2022	CAREER
GP/GS	12/6	12/6

2022 GAME-BY-GAME STATS

Opponent	GS	UA	A	TOT	SACKS-YDS	TFL-YDS	FF	FR	INT	QBH
Murray State	<i>DNP-Injured</i>									
Houston	0	0	0	0	0.0-0	0.0-0	0	0	0	0
at NC State	0	1	1	0	0.0-0	0.5-1	0	0	0	0
Texas	0	0	0	0	0.0-0	0.0-0	0	0	0	0
at Kansas State	1	0	1	0	0.0-0	0.0-0	0	0	0	0
at Oklahoma St.	*	2	0	2	0.0-0	1.0-5	0	0	0	1
West Virginia	0	1	1	0	0.0-0	0.0-0	0	0	0	0
Baylor	*	1	0	1	0.0-0	0.0-0	0	0	0	0
at TCU	1	2	3	0	0.0-0	0.0-0	0	0	0	0
Kansas	*	2	1	3	0.0-0	0.5-1	0	0	0	1
at Iowa State	*	1	0	1	0.0-0	0.0-0	0	0	0	1
Oklahoma	*	1	3	4	1.0-4	1.0-4	0	0	0	1
Ole Miss	*	0	2	2	0.0-0	0.5-0	0	0	0	0
Totals	9	10	19	10	1.0-4	3.5-11	0	0	0	4



TANNER ALLEN

DL | 6-3 | 285 | R-Fr. | 2nd Yr.
Bryan, Texas | Bryan HS
Career Games: 0 / Career Starts: 0

47

YEARS OF ELIGIBILITY ENTERING SEASON: 4 | REDSHIRT AVAILABLE: NO

2022 SEASON (FRESHMAN)

Redshirt season ... did not see any game action ... scout team member.

HIGH SCHOOL

Attended Bryan High School in Bryan, Texas ... was a multi-sport athlete, competing in football, basketball, baseball and track and field ... received first team All-District 12-6A honors as both a defensive end and long snapper his senior season ... previously a first team All-District 12-6A honoree as only a defensive end his junior year ... three-year letterwinner for the Vikings.

PERSONAL

Tanner Allen ... son of Britt and Cheryl Allen, both of whom are Texas Tech graduates ... younger brother to Tyler, older brother to Tate and Trace ... hobbies include hunting, fishing and spending time with his friends ... pursuing a natural ranch management degree at Texas Tech.



E'MAURION BANKS

DL | 6-5 | 305 | So. | 3rd Yr.
Wichita Falls, Texas | Rider HS
Career Games: 3 / Career Starts: 0

98

YEARS OF ELIGIBILITY ENTERING SEASON: 3 | REDSHIRT AVAILABLE: NO

2022 SEASON (REDSHIRT FRESHMAN)

Appeared in two games along the defensive line as a redshirt freshman ... inserted in the season opener against Murray State (9/3) as well as the TaxAct Texas Bowl win over Ole Miss (12/28) ... made his first career tackle in the win over the Rebels ... credited as one of Texas Tech's most improved players late in the season by head coach Joey McGuire, leading to a significantly increased role in the bowl game ... credited with playing 24 snaps against Ole Miss, giving him 31 total on the season ... used as the primary backup to nose tackle Jaylon Hutchings in the Texas Bowl win.

2021 SEASON (FRESHMAN)

Redshirt season ... appeared in only one game as a true freshman, which came at Kansas (10/16) ... scout team member during first semester on campus.

HIGH SCHOOL

Attended Rider High School in his hometown of Wichita Falls, Texas ... one of the more dominating defensive linemen in the state of Texas ... listed as a Sports Illustrated All-America candidate as a senior ... helped Rider advance to the state semifinal round of the Class 5A Division II playoffs ... was a second team All-State honoree by the Texas Sports Writers Association (TSWA) ... garnered first team All-District 3-5A honors and was named to the All-Red River first team by the Wichita Falls Times Record News for the second time in his career ... registered 51 tackles on the year, including 16 for a loss and six sacks to go along with 55 quarterback hurries, two forced fumbles and two fumble recoveries ... previously helped lead Rider to the Class 5A Division I state quarterfinals as a junior ... suffered a season-ending knee injury in Rider's regional finals win over Wichita Falls to end his junior year ... closed the season with 95 tackles, including a team-leading 14 sacks and 20 tackles for loss ... also recorded 30 quarterback hurries, a forced fumble and three fumble recoveries on his way to earning All-District 3-5A accolades ... found the quarterback 11 times for a sack over his final four games alone ... considered a three-star prospect by Rivals, ESPN and 247Sports ... ranked as the No. 34 defensive tackle and the No. 76 player in the state of Texas by ESPN ... listed as the No. 44 strong-side defensive end in the country and the No. 112 player in Texas by 247Sports ... part of the top-100 players in Texas by Rivals at No. 98 overall ... chose Texas Tech over 16 other power-five offers ... **CHOSE TEXAS TECH OVER:** Arizona, Arkansas, Baylor, Colorado, Kansas, Kansas State, Minnesota, Nebraska, Oklahoma, Oklahoma State, Ole Miss, TCU, Texas, Texas A&M, Virginia Tech and Washington State.

PERSONAL

E'maurion Banks ... goes by the nickname "Dooda" ... son of Kendra McCoy ... has four siblings: Darren, Kasan, Gabriel and Darranae ... cousin, Javen Banks, is a wide receiver at Texas State ... also played basketball at Rider ... major is university studies at Texas Tech.

PARTICIPATION	2021	2022	CAREER
GP/GS	1/0	2/0	3/0



BRADY BOYD

WR | 6-1 | 205 | Jr. | 3rd Yr. (2nd at Tech) | 1L
Southlake, Texas | Southlake Carroll HS | Minnesota
Career Games: 21 / Career Starts: 1

13

YEARS OF ELIGIBILITY ENTERING SEASON: 2 | REDSHIRT AVAILABLE: YES

2022 SEASON (SOPHOMORE)

Developed a role as Texas Tech's most-flexible wide receiver during debut season as a Red Raider ... was able to play all four wide receiver positions during the season, appearing in 12 games with one start ... missed only the regular-season finale against Oklahoma due to injury ... hauled in 13 passes for 125 yards and a touchdown, while also contributing on special teams ... all but one of his catches on the season came during Big 12 play ... credited with appearing in 224 offensive snaps by Pro Football Focus ... caught at least one pass in eight different games ... utilized on special teams only in the TaxAct Texas Bowl, which resulted in his lone tackle on the year ... **SEASON HIGHLIGHTS:** made the first catch of his Red Raider career at N.C. State (9/17), which resulted in 11 yards ... catch came on Texas Tech's final drive in the fourth quarter ... followed with two catches for 20 yards in the Big 12 opener against Texas ... recorded his longest catch of the season at Kansas State (10/1) with one reception for 18 yards ... hauled in a season-high three catches for 34 yards at Oklahoma State (10/8) ... had two catches against both West Virginia (10/22) and at TCU (11/5), resulting in nine and 12 yards each ... other two catches on the year came against Baylor (10/29) for 12 yards and in the bowl win over Ole Miss (12/28) for nine yards ... recorded his lone tackle of the year in the win over the Rebels as part of kickoff coverage.

PRIOR TO TEXAS TECH

Transferred to Texas Tech following one season at Minnesota ... owned three seasons of eligibility to use with the Red Raiders after appearing in nine games as a true freshman with the Golden Gophers. **2021 SEASON (FRESHMAN):** caught two passes for 18 yards, both of which came during Big Ten play ... first career catch went for 12 yards against Nebraska (10/16) ... followed by another reception for six yards the next week against Maryland (10/23) ... credited with playing in 170 snaps over the first nine games of the season ... missed each of the final three games as well as the bowl game.

HIGH SCHOOL

Attended Carroll High School in Southlake, Texas ... considered one of the best wide receivers in the state as part of one of the top high school programs in the country ... helped lead the Dragons to the Class 6A Division I state title game his senior year and the regional finals his junior season in 2019 ... caught 71 passes for 1,159 yards and 18 touchdowns as a senior en route to earning unanimous All-District 4-6A accolades and All-Area first team honors from the Dallas Morning News ... was a first team All-State honoree by the Texas Sports Writers Association (TSWA) ... put together a monstrous final game in a Carroll uniform with 12 catches for 190 yards and two touchdowns in the state title game against Austin Westlake ... previously recorded 17 receptions for 261 yards and four touchdowns earlier in the playoffs in the regional final game against Eules Trinity ... was one of five games with at least 100 yards during senior season ... hauled in 66 receptions for 969 yards and eight touchdowns as a junior as an unanimous All-District 5-6A selection ... previously played at Richland High School as a sophomore before moving to Southlake Carroll ... three-time first team All-District honoree in high school, earning 3-6A accolades as a sophomore ... three-star prospect coming out of high school by the likes of Rivals, 247Sports and ESPN ... listed as the No. 58 player in the state of Texas for the 2021 class by Rivals ... chose to attend Minnesota over offers from Boise State, Kansas, Liberty, Louisiana, Louisiana Tech, New Mexico, North Texas, Oklahoma State, Texas Tech, Tulane, Tulsa and Utah ... also received offers from two Ivy League schools in Columbia and Dartmouth.

PERSONAL

Brady Boyd ... son of Kris and Dana Boyd ... father is a longtime Texas high school football coach who once worked alongside Texas Tech head coach Joey McGuire and Cedar Hill ... father is now an assistant coach at Southlake Carroll and is a former collegiate student-athlete, himself, having played tight end for Howard Payne ... has an older brother, Bryce, and a younger brother, Brock ... a university studies major at Texas Tech.

PARTICIPATION	2021*	2022	CAREER
GP/GS	9/0	12/1	21/1

* at Minnesota



TONY BRADFORD JR.

DL | 6-1 | 300 | S-Sr. | 5th Yr. | 4L
Houston, Texas | North Shore HS
Career Games: 42 / Career Starts: 25

97

YEARS OF ELIGIBILITY ENTERING SEASON: 1 | REDSHIRT AVAILABLE: YES

2022 SEASON (SENIOR)

Put together his best season as a Red Raider as a prominent leader for the defense as a senior ... one of six Red Raiders to start and play in all 13 games, including one of four to do so on the defensive side of the ball ... recorded 32 tackles (22 solo), matching his previous career high from his 2021 junior season ... of that total, had 9.0 tackles for loss and 5.5 sacks, both career bests ... had at least one tackle in every game and posted multiple stops in seven contests ... recorded 27 of his 32 tackles on the season during Big 12 play ... added six quarterback hurries and a blocked kick as well ... credited with 35 pressures by Pro Football Focus, which ranked 13th nationally and first in the Big 12 among interior defensive linemen ... combined with Jaylon Hutchings as one of only three FBS duos of interior linemen to record 30 or more pressures on the season according to Pro Football Focus ... listed as playing in 645 total defensive snaps, which ranked ninth on the defense and second among defensive linemen ... **SEASON HIGHLIGHTS:** began the season with three tackles, including 1.5 for a loss and a sack, versus Murray State (9/3) ... made one stop against both Houston (9/10) and N.C. State (9/17) to close non-conference play ... opened Big 12 play with three stops, including a shared sack, in the Big 12 opener versus Texas (9/24) ... combined with Tyree Wilson on a key third-down sack in the red zone that forced the Longhorns into a field goal ... had one tackle in each of the next two games at Kansas State (10/1) and Oklahoma State (10/8) as well as at TCU (11/5) and against Kansas (11/12) ... stop at Kansas State was a sack, resulting in a seven-yard loss in the red zone to force another field goal on the Wildcats' second drive of the game ... credited with three tackles and a quarterback hurry in the win over West Virginia (10/22) ... notched a season-high five tackles against Baylor, which included a career-best 3.0 tackles for loss and a sack ... played a season-high 75 snaps against the Bears ... got his hands on a Kansas field goal attempt that was ultimately no good to end the Jayhawks' opening drive of the second half ... closed the season with 12 tackles over the final three games at Iowa State (11/19), Oklahoma (11/26) and in the TaxAct Texas Bowl win over Ole Miss (12/28) ... had a sack in each of the final two games of the regular season with four tackles at Iowa State and three versus Oklahoma ... received his highest grade, according to Pro Football Focus, during Big 12 play in the win over the Sooners (76.2) after totaling a season-high seven pressures ... credited with two quarterback hurries, including one that led to a Dadrion-Taylor Demerson interception late in the second quarter ... the Red Raiders found the end zone four plays later as part of a strong finish to the first half ... his sack versus the Sooners resulted in a six-yard loss, pushing Oklahoma back to the sideline after a failed fourth-down attempt on Texas Tech's end of the field ... his sack at Iowa State also came on fourth down, stopping a Cyclones drive that had reached the Red Raiders' two yard line ... matched his season high for tackles with five stops to go along with a quarterback hurry in the bowl victory over Ole Miss ... **AWARDS AND HONORS:** honorable mention All-Big 12 selection by the conference coaches ... tabbed to the All-Big 12 third team by Phil Steel Magazine ... recognized for his work off the field as part of the AFCA Good Works Team ... one of 11 student-athletes from the FBS on the Good Works Team, becoming the fourth Red Raider student-athlete all-time to garner the award ... named a semifinalist for the Wuerffel Trophy in recognition of his community service work ... tabbed to the Academic All-Big 12 second team for his work in the classroom ... **SENIOR DECISION:** elected to return to Texas Tech for a super senior season as part of the extra year of eligibility afforded by the COVID-shortened 2020 campaign.

2021 SEASON (JUNIOR)

A steady presence on the defensive line again as a junior ... one of 13 members named to the team captains circle in a vote of his teammates ... appeared in 10 games overall with two starts ... often rotated between the nose position with Jaylon Hutchings and then as an end ... missed three games against Kansas (10/16), Kansas State (10/23) and Oklahoma (10/30) due to injury ... totaled 32 tackles on the year (15 solo), including 8.0 that went for a loss and 3.5 sacks ... ranked second on the team for tackles for loss, trailing only fellow defensive lineman Tyree Wilson ... was tied with Hutchings for second on the team for sacks behind Wilson ... added two pass breakups at the line of scrimmage and a quarterback hurry to his stats ... his 32 tackles and 8.0 tackles for loss both marked career highs for a season ... recorded a tackle for loss in six of 10 games

overall, including in each of his final five outings ... had five games with four or more tackles overall ... **SEASON HIGHLIGHTS:** opened the season with a key sack in Texas Tech's come-from-behind victory over Houston (9/4) ... sack was his lone stop on the night and was followed immediately after by a Riko Jeffers pick-six that tied the game at 21-21 midway through the third quarter ... closed non-conference play with four tackles, including 1.5 for a loss, as well as a pass breakup versus Stephen F. Austin (9/11) and two stops against Florida International (9/18) ... had one stop in the Big 12 opener at Texas (9/25) ... posted five tackles in each of the next two weeks at West Virginia (10/2) and against TCU (10/9) ... performance against the Horned Frogs included 2.0 tackles for loss, which was only 0.5 shy of his career high ... returned from injury against Iowa State (11/13) to chip in two stops, including a shared sack in the win ... put together another five-tackle showing against Oklahoma State (11/20) while also adding a pass breakup ... rounded out the regular season with a season-high six stops, including another sack, against Baylor (11/13) ... had one tackle in the AutoZone Liberty Bowl versus Mississippi State (12/28), which came on a 10-yard sack in the fourth quarter ... **AWARDS AND HONORS:** recognized on the watch lists for both the Wuerffel Trophy and the AFCA Good Works Team, both community serviced based awards ... tabbed a semifinalist for the Jason Witten Man of the Year Award.

2020 SEASON (SOPHOMORE)

Became a staple on the defensive line as only a sophomore ... appeared and started in eight games at the tackle position ... led all defensive linemen with 28 tackles and 6.0 tackles for a loss ... ranked third on the team in tackles for the loss, trailing only Krishon Merriweather and Riko Jeffers ... one of those TFLs was the result of a sack ... also second on the team with five quarterback hurries ... recorded at least three tackles in six of the eight games played ... **SEASON HIGHLIGHTS:** began the season with three tackles against Houston Baptist (9/12) ... opened Big 12 play with a tackle versus Texas (9/26) and three at Kansas State (10/3) ... the Texas game marked the start of three-straight weeks with at least one tackle for a loss ... recorded career highs with eight tackles and two quarterback hurries at Iowa State (10/10) ... had two quarterback hurries again in the win over West Virginia (10/24) to go along with three tackles ... suffered a pregame injury prior to the Oklahoma game (10/31) that kept him out against the Sooners and the following week at TCU (11/7) ... returned to make three tackles, including one for a loss, in the win over Baylor (11/14) ... had one tackle in the final road game of the season at Oklahoma State (11/28) ... closed the season with six tackles, 2.5 tackles for a loss and a quarterback hurry in win over Kansas (12/5) ... his 2.5 tackles for a loss marked a career high ... **AWARDS AND HONORS:** All-Big 12 honorable mention selection.

2019 SEASON (FRESHMAN)

Made a strong debut as only a true freshman ... appeared in 11 of 12 games with two starts on the defensive line ... missed only the season opener against Montana State (8/31) ... one of four true freshmen on the defensive side of the ball to appear in five or more games ... totaled 13 tackles on the season (9 solo), including 2.0 that went for a loss ... combined on two tackles for a loss that went for sacks ... posted at least two tackles in four games on the season ... **SEASON HIGHLIGHTS:** made his debut in the season opener against UTEP (9/7), recording two tackles while also combining on a sack ... notched a season high three tackles in victory over Oklahoma State (10/5) ... combined again on a sack against the Cowboys ... was one of seven sacks in the win, the most by the Red Raiders since 2009 ... followed the next week with two tackles at Baylor (10/2) ... notched two tackles again later in the season against TCU (11/16) ... finished with one tackle in four other games against Iowa State (10/19), West Virginia (11/9), Kansas State (11/23) and at Texas (11/29).

HIGH SCHOOL

Attended North Shore High School in Houston, Texas ... helped lead North Shore to the Class 6A Division-I state championship as a senior ... team was also named the national champions by MaxPreps ... state championship win came via a hail mary touchdown pass at the end of regulation ... North Shore also advanced to the Class 6A Division I regional championship his junior season ... named the Defensive Player of the Year at the Touchdown Club of Houston's area high school awards banquet his senior year ... only the second North Shore player in school history to receive the award ... selected as the District 21-6A Defensive Player of the Year as well ... was a first team All-District 21-6A honoree as a junior ... three-star prospect according to 247Sports, ESPN and Rivals ... No. 54 ranked weakside defensive end in the 2019 class according to Rivals ... **CHOSE TEXAS TECH OVER:** Arizona, Colorado State, East Carolina, Memphis, Purdue, Rice, Syracuse, Washington State

PERSONAL

Tony Bradford Jr ... born in Houston, Texas ... one of nine children ... son of Tony Bradford and LaTara Lee ... earned his undergraduate degree in sociology from Texas Tech ... earned a master's degree, May 2023, in interdisciplinary studies at Texas Tech ... currently seeking a graduate degree in public administration ... hopes to enter law enforcement when his football career is over ... served an internship with the Texas Tech Police Department as an on-campus guard since the spring of 2020.

TACKLES	GP	UA	A	Total	TFL	Yds	PD	FF	FR	Blkd	QBH
2019	11	9	4	13	2.0	7	0	0	0	0	0
2020	8	20	8	28	6.0	21	0	0	0	0	5
2021	10	15	17	32	8.0	33	2	0	0	0	1
2022	13	22	10	32	9.0	39	0	0	0	1	6
Totals	42	66	39	105	25.0	100	2	0	0	1	12

SACKS	G	UA	A	Total	Yds
2019	11	0	2	1.0	6
2020	8	1	0	1.0	8
2021	10	3	1	3.5	22
2022	13	5	1	5.5	33
Totals	42	9	4	11.0	69

PARTICIPATION	2019	2020	2021	2022	CAREER
GP/GS	11/2	8/8	10/2	13/13	42/25

2022 GAME-BY-GAME STATS

Opponent	GS	UA	A	TOT	SACKS-YDS	TFL-YDS	FF	FR	INT	QBH
Murray State	*	2	1	3	1.0-8	1.5-10	0	0	0	0
Houston	*	1	0	1	0.0-0	0.0-0	0	0	0	0
at NC State	*	0	1	1	0.0-0	0.0-0	0	0	0	1
Texas	*	1	2	3	0.5-3	0.5-3	0	0	0	0
at Kansas State	*	1	0	1	1.0-7	1.0-7	0	0	0	0
at Oklahoma St.	*	0	1	1	0.0-0	0.0-0	0	0	0	0
West Virginia	*	1	2	3	0.0-0	0.0-0	0	0	0	1
Baylor	*	5	0	5	1.0-6	3.0-9	0	0	0	0
at TCU	*	1	0	1	0.0-0	0.0-0	0	0	0	0
Kansas	*	1	0	1	0.0-0	1.0-1	0	0	0	0
at Iowa State	*	3	1	4	1.0-3	1.0-3	0	0	0	1
Oklahoma	*	2	1	3	1.0-6	1.0-6	0	0	0	2
vs. Ole Miss	*	4	1	5	0.0-0	0.0-0	0	0	0	1
Totals	22	10	32	5.5-33	9.0-39	0	0	0	0	6

2021 GAME-BY-GAME STATS

Opponent	GS	UA	A	TOT	SACKS-YDS	TFL-YDS	FF	FR	INT	QBH	
vs. Houston		1	0	1	1.0-7	1.0-7	0	0	0	0	
Stephen F. Austin		1	3	4	0.0-0	1.5-4	0	0	0	0	
FIU		1	1	2	0.0-0	0.0-0	0	0	0	0	
at Texas		0	1	1	0.0-0	0.0-0	0	0	0	0	
at West Virginia	*	2	3	5	0.0-0	0.0-0	0	0	0	1	
TCU	*	3	2	5	0.0-0	2.0-3	0	0	0	0	
at Kansas		<i>DNP-injured</i>									
Kansas State		<i>DNP-injured</i>									
at Oklahoma		<i>DNP-injured</i>									
Iowa State		0	2	2	0.5-2	0.5-2	0	0	0	0	
Oklahoma State		2	3	5	0.0-0	1.0-4	0	0	0	0	
Baylor		4	2	6	1.0-3	1.0-3	0	0	0	0	
Mississippi State		1	0	1	1.0-10	1.0-10	0	0	0	0	
Totals		15	17	32	3.5-22	8.0-33	0	0	0	1	

2020 GAME-BY-GAME STATS

Opponent	GS	UA	A	TOT	SACKS-YDS	TFL-YDS	FF	FR	INT	QBH
HBU	*	1	2	3	0.0-0	0.0-0	0	0	0	0
Texas	*	0	1	1	0.0-0	0.5-0	0	0	0	0
at Kansas St.	*	3	0	3	0.0-0	1.0-1	0	0	0	0
at Iowa St.	*	6	2	8	0.0-0	1.0-4	0	0	0	2
West Virginia	*	2	1	3	0.0-0	0.0-0	0	0	0	2
Baylor	*	3	0	3	0.0-0	1.0-4	0	0	0	0
at Oklahoma St.	*	0	1	1	0.0-0	0.0-0	0	0	0	0
Kansas	*	5	1	6	1.0-8	2.5-12	0	0	0	1
Totals		20	8	28	1.0-8	6.0-21	0	0	0	5

2019 GAME-BY-GAME STATS

Opponent	GS	UA	A	TOT	SACKS-YDS	TFL-YDS	FF	FR	INT	QBH
UTEP		1	1	2	0.5-4	0.5-4	0	0	0	0
Arizona		0	0	0	0.0-0	0.0-0	0	0	0	0
Oklahoma		0	0	0	0.0-0	0.0-0	0	0	0	0
Oklahoma St.	*	1	2	3	0.5-2	0.5-2	0	0	0	0
Baylor		2	0	2	0.0-0	0.0-0	0	0	0	0
Iowa St.		1	0	1	0.0-0	0.0-0	0	0	0	0
Kansas	*	0	0	0	0.0-0	0.0-0	0	0	0	0
West Virginia		1	0	1	0.0-0	1.0-1	0	0	0	0
TCU		1	1	2	0.0-0	0.0-0	0	0	0	0
Kansas St.		1	0	1	0.0-0	0.0-0	0	0	0	0
Texas		1	0	1	0.0-0	0.0-0	0	0	0	0
Totals	9	4	13	1.0-6	2.0-7	0	0	0	0	0

SINGLE-GAME CAREER HIGHS

Tackles	8, at Iowa State (2020)
Tackles For Loss	3.0 vs. Baylor (2022)
Sacks	1.0, 9x, last vs. Oklahoma (2022)*
Quarterback Hurries	2, 3x, last vs. Oklahoma (2022)*

* Indicates most recent high



JERAND BRADLEY

WR | 6-5 | 220 | So. | 3rd Yr. | 1L
 Frisco, Texas | DeSoto HS
 Career Games: 16 / Career Starts: 10

9

YEARS OF ELIGIBILITY ENTERING SEASON: 3 | REDSHIRT AVAILABLE: NO

2022 SEASON (REDSHIRT FRESHMAN)

Regarded as one of the top freshmen in the country after leading the Red Raiders in every receiving category ... became the sixth Red Raider freshman since 1972 to lead the team in receiving yards, joining the likes of Erik Ezukanma (2019), Michael Crabtree (2007), Taurean Henderson (2002), Sheldon Bass (1994) and Wayne Walker (1985) ... appeared in 12 games overall with nine starts, hauling in 52 passes for 751 yards and six touchdowns ... was the team leader in receptions, receiving yards and receiving touchdowns and ranked fourth in all-purpose yards (751) and fifth for scoring (36 points) ... caught at least two passes in 11 of 12 games and had four or more receptions in all contests, including four during Big 12 play ... surpassed the 100-yard mark in receiving in a team-leading three games ... of his 52 catches, 31 went for at least 10 yards with 12 resulting in 20 or more yards, eight for 30 yards and three for 40 yards ... found the end zone in three of the final four games and in five games overall ... credited with playing in 649 offensive snaps by Pro Football Focus, the most for any offensive skill player on the season ... **IN NCAA RANKINGS:** closed the season ranked third among FBS freshmen for receiving yards, trailing only Coastal Carolina's Jared Brown (789 yards) and California's J.Michael Sturdivant (755 yards) ... his 173 receiving yards versus Oklahoma marked the most by an FBS freshman on the season ... **IN BIG 12 RANKINGS:** closed the season ranked fourth in the league for receiving yards per game (62.6) as well as sixth for receiving touchdowns and eighth for receptions per game (4.3) ... was also 12th in the league for yards per reception (14.4) ... ended the season ranked third in the conference in catches of 30 yards or better with eight ... ranked tied for fifth in the league in catches of 20 yards or better with 12 ... led all Big 12 freshmen in receiving yards ... **SEASON HIGHLIGHTS:** recorded his first career game with 100 or more receiving yards in the season opener versus Murray State (9/3), finishing with six catches for 108 yards and two touchdowns ... was the first multi-touchdown performance of his career as well ... made his first touchdown grab of his career on a 30-yard strike from Donovan Smith with 14:35 remaining in the second quarter ... added his other touchdown from 14 yards out with 9:34 remaining in the third quarter ... followed with another six catches for 50 yards in the win over Houston (9/10) before closing non-conference play with two receptions for 14 yards at N.C. State (9/17) ... had a key catch in overtime in the Houston win that helped the Red Raiders convert a 4th-and-20 attempt, which was followed two plays later by a Tahj Brooks score to force a second extra period ... limited to only two catches for 26 yards over the first two Big 12 contests against Texas (9/24) and Kansas State (10/1), both of which came in the win over the Longhorns ... bounced back to haul in eight catches for 119 yards and a touchdown at Oklahoma State (10/8) ... had the game's opening touchdown on a 27-yard scoring strike from Behren Mortzen to cap an impressive first drive ... posted three catches for 42 yards against West Virginia (10/22) and then two grabs for 44 yards versus Baylor (10/29) ... found the end zone again at TCU thanks to a 47-yard deep ball over the middle where he made several defenders miss for Texas Tech's first touchdown of the afternoon ... was one of two catches for 54 yards versus the Horned Frogs (11/5) ... followed with four catches for 26 yards in the road win at Iowa State (11/19) ... closed the regular season with the best performance of his young career, finishing with a career-high nine catches for 180 yards against Oklahoma (11/26) ... connected with Tyler Shough on a key 44-yard touchdown strike midway through the fourth quarter that gave the Red Raiders a 45-38 lead ... also had a key 43-yard reception in the win, which came right before halftime to set up a Trey Wolff field goal, cutting OU's lead to 24-23 at the break ... came back from halftime to record a 33-yard catch on Texas Tech's first drive, which eventually led to a SaRodrick Thompson touchdown ... eclipsed the 100-yard mark on those three catches alone ... his 180 receiving yards were the most by a Red Raider freshman since Michael Crabtree had 195 on Nov. 10, 2007, at Texas ... nearly hit the 100-yard mark again in the TaxAct Texas Bowl, finishing with eight catches for 88 yards in the win over Ole Miss (12/28) ... hauled in Texas Tech's lone touchdown through the air in the game as Tyler Shough found him over the middle for a 12-yard scoring strike ... **AWARDS AND HONORS:** honorable mention All-Big 12 selection by the conference coaches ... selected to the All-Big 12 fourth team by Phil Steele ... tabbed as second team Freshman All-American by The Athletic and an honorable mention selection by College Football News ... recognized for his work in the classroom as part of the Academic All-Big 12 first team.

2021 SEASON (FRESHMAN)

Redshirt season ... midyear enrollee who graduated high school early to join the Red Raiders for spring practices ... inserted into the lineup early in the season against Florida International (9/18) and then twice in Big 12 play at West Virginia (10/2) and against TCU (10/9) ... earned the start in the AutoZone Liberty Bowl against Mississippi State (12/28) ... hauled in five catches for 99 yards overall on six total targets ... made his first career reception against FIU, resulting in five yards ... followed with two key catches for 30 yards in the win over West Virginia ... both catches resulted in first downs and came on scoring drives ... stepped in for an absent Erik Ezukanma in the Liberty Bowl to finish with two catches for 64 yards, his best outing of the season ... performance included a key 52-yard haul down the right side in the third quarter that ended with him being called down inches in front of the goal line ... the Red Raiders scored a play later to increase their lead to 20-7 with 8:57 remaining in the quarter ... was second on the team for receiving yards in the rout, trailing only Myles Price's 72 yards through the air.

HIGH SCHOOL

Attended DeSoto High School in the Dallas-Fort Worth metroplex ... graduated early in order to enroll at Texas Tech prior to spring practice ... one of the premier wide receivers in the state of Texas ... named a finalist for High School All-America honors presented by Sports Illustrated ... one of 36 wide receivers from across the country listed as a finalist ... helped lead DeSoto into the state quarterfinal round of the Class 6A Division I playoffs as a senior ... garnered first team All-District 11-6A honors after catching 57 passes for 784 yards and eight touchdowns ... was a third team All-State honoree by the Texas Sports Writers Association (TSWA) ... selected to play in the 2021 Under Armour All-America game ... previously attended Plano John Paul II High School as a junior where he was a first team TAPPS All-State honoree ... recorded 96 receptions for 1,522 yards and 21 touchdowns in 2019 en route to helping lead the Cardinals to a 10-4 record and an appearance in the TAPPS Division I state title game ... was a first team All-District selection as well ... caught 45 passes for 866 yards and eight touchdowns as a sophomore in 2018 ... tabbed the TAPPS Division I Offensive Newcomer of the Year that season ... was also a second team All-District honoree ... ranked No. 20 by the Dallas Morning News in its top-100 DFW athletes from the 2021 class ... considered a four-star prospect by both ESPN and the 247Sports composite and a three-star signee by Rivals ... member of the ESPN300, ranking No. 30 among wide receivers and No. 27 among players in the state of Texas ... one of the top-100 recruits in the state by both 247Sports (No. 75) and Rivals (No. 82) ... received more than 25 scholarship offers from schools across the country ... **CHOSE TEXAS TECH OVER:** Arizona, Arizona State, Arkansas, Baylor, Colorado, Duke, Houston, Iowa State, Kansas, Liberty, Louisiana Tech, Minnesota, Nebraska, Purdue, SMU, South Carolina, Tulane, Tulsa, Utah, UTSA and Wisconsin.

PERSONAL

Jerand Bradley ... son of Randa Bradley and Brandon Tucker ... mother attended the University of Oklahoma before graduating from North Texas ... father was a football student-athlete at South Western Oklahoma ... one of six siblings in his family - Robert, Courtney, Jeland, Brittany and Brandon ... has had two cousins play in the NFL in Rodney Bradley (Ravens) and Bethel Johnson (Patriots) ... currently a sports management major at Texas Tech.

CAREER STATS

RECEIVING	G	Rec	Yds	TD	Lg	Rec/G	Avg/C	Avg/G
2021	4	5	99	0	52	1.3	19.8	24.8
2022	12	51	744	6	47	4.3	14.6	62.0
Totals	16	56	843	6	52	3.5	15.1	52.7

2022 GAME-BY-GAME

Opponent	GS	Rec	Yds	TD	Avg	LG	Rush	Yds	TD	
Murray State	*	6	108	2	18	39	0	0	0	
Houston	*	6	50	0	8.3	21	0	0	0	
at NC State	*	2	14	0	7	10	0	0	0	
Texas	*	2	26	0	13	15	0	0	0	
at Kansas State	0	0	0	0	0	0	0	0	0	
at Oklahoma State	* 8	119	1	14.9	31	0	0	0	0	
West Virginia	*	3	42	0	14	17	0	0	0	
Baylor	*	2	44	0	22	27	0	0	0	
at TCU		2	54	1	27	47	0	0	0	
Kansas	<i>DNP-injured</i>									
at Iowa State		4	26	0	6.5	12	0	0	0	
Oklahoma	*	8	173	1	21.6	44	0	0	0	
vs. Ole Miss	*	8	88	1	11	36	0	0	0	
Totals		51	744	6	14.6	47	0	0	0	



TAHJ BROOKS

RB | 5-10 | 230 | Sr. | 4th Yr. | 3L
Manor, Texas | Manor HS
Career Games: 32 / Career Starts: 10

28

YEARS OF ELIGIBILITY ENTERING SEASON: 2 | REDSHIRT AVAILABLE: YES

2022 SEASON (JUNIOR)

Finished as the Red Raiders team leader in rushing yards for a second-consecutive season ... formed one of the top 1-2 running back combos in the country with SaRodorick Thompson ... appeared in all 13 games with six starts ... earned the team rushing title by only seven yards after carrying 147 times for 691 yards and seven touchdowns ... was the team leader in carries and shared the team high for rushing touchdowns with Thompson ... marked only the fourth time in the Big 12 era Texas Tech has featured a pair of 600-yard rushers in the same season (2008, 2010, 2017) ... received 10 or more carries in nine games overall with one 100-yard rushing performance ... hit the 100-yard mark for all-purpose yards four times on the year ... had 17 of his carries go for at least 10 yards with five at 20 or more yards and two for 30 yards ... also on the receiving end of 26 passes for 164 yards and a touchdown ... was sixth on the team for receptions and led all running backs ... was Texas Tech's highest-graded offensive player, finishing at 79.0 by Pro Football Focus ... credited with playing in 522 offensive plays, which trailed only Jerand Bradley and Myles Price among skill position players ... **IN BIG 12 RANKINGS:** closed the season ranked seventh in the league for rushing yards, eighth in rushing yards per game (53.2), 10th in total touchdowns (8) and 12th for rushing touchdowns (7) ... **SEASON HIGHLIGHTS:** limited in this season opener due to a preseason injury, carrying only six times for 50 yards ... three of those carries resulted in a touchdown, however, marking a career high ... found the end zone from 14, 3 and 23 yards out, all in the first half as the Red Raiders took a commanding 42-10 lead ... was back to full speed a week later with a career-high 17 carries for 78 yards and a touchdown as well as a career-high five receptions for 34 yards ... touchdown was via a four-yard-run in the first overtime that tied the game heading into a second extra period ... matched his career high with five receptions and made a new mark with 44 receiving yards the following week at N.C. State (9/17) to go along with four carries for four yards ... opened Big 12 play with 12 carries for 36 yards and three receptions for 21 yards and a touchdown ... was the first receiving touchdown of his career, which came on a 17-yard strike out of the backfield from Donovan Smith early in the second quarter ... had 10 carries for 39 yards and four receptions for five yards at Kansas State (10/1) ... limited to only four carries for eight yards at Oklahoma State (10/8) ... put together his best game of the season in the rout over West Virginia (10/22), carrying 17 times for 107 yards and two touchdowns ... had each of Texas Tech's first two touchdowns in the win, scampering into the end zone from 19 yards and one yard out early in the first quarter ... almost hit the 100-yard mark again the next week with 16 carries for 98 yards against Baylor (10/29) with two catches for 17 yards ... received double-digit carries in six of the final seven games of the season with 10 for 59 yards at TCU (11/5) and 16 for 51 yards and a touchdown versus Kansas (11/12) ... touchdown sealed the win over the Jayhawks as it came on a five-yard run with only 3:33 remaining ... only game without double-digit attempts came at Iowa State (11/19) with nine carries for 45 yards ... closed the regular season with 12 carries for 26 yards in the win over Oklahoma (11/26) ... one of the top performers in the TaxAct Texas Bowl versus Ole Miss (12/28), finishing with 14 carries for 90 yards ... escaped on a 37-yard run late in the first quarter that set up a Trey Wolff field goal and marked his longest of the season ... **AWARDS AND HONORS:** recognized for his work in the classroom as part of the Academic All-Big 12 first team.

2021 SEASON (SOPHOMORE)

Led the Red Raiders in rushing yards as a sophomore as part of a breakout season ... appeared in only nine games overall with four starts ... missed a four-game stretch to start Big 12 play due to injury ... still managed to total 568 rushing yards and seven touchdowns on 87 carries, while also catching six passes for 58 yards out of the backfield ... just edged teammate SaRodorick Thompson for the rushing title by 68 yards after Thompson led the Red Raiders the previous two seasons ... key component in a Texas Tech rushing attack that ranked tied for 20th nationally in rushing touchdowns as a team ... also returned one kick for 21 yards as part of Texas Tech's rotation of returnees ... was second on the team for both carries and rushing touchdowns and third for scoring (42 points) ... led the team in rushing yards per game (63.1), yards per rushing attempt (6.5) and had the longest rush by any Red Raider on the year (67 yards) ... eclipsed the 100-yard mark three times on the season, which led the team ... finished with at least 40

rushing yards in six games overall ... found the end zone on the ground in five different games ... received at least 10 carries in four games with two more games at nine attempts ... **IN NCAA RANKINGS:** ranked tied for 10th nationally with four rushes of at least 40 yards ... **IN BIG 12 RANKINGS:** was tied for fourth in the league for rushing attempts of at least 40 yards and was 11th for rushing touchdowns ... **SEASON HIGHLIGHTS:** opened the season with an impressive 134 yards and two touchdowns off 15 carries in the come-from-behind victory over Houston (9/4) ... marked the first 100-yard outing of his career and his second multi-touchdown performance ... both touchdowns came via long runs after finding the end zone via a 41-yard scamper early in the second quarter and then a 44-yard sprint to seal the victory with one minute remaining ... was the most rushing yards by a Red Raider in a season opener since Ricky Williams went for 251 yards in 1998 against UTEP ... put together another 100-yard performance the following week against Stephen F. Austin (9/11) with 103 yards and two touchdowns off 11 carries ... his 237 rushing yards marked the most by a Red Raider through two games since Ricky Williams in 1998 ... victory over Stephen F. Austin featured a 67-yard touchdown run that was the longest of his career ... closed non-conference play with nine carries for 47 yards in win over Florida International (9/18) ... proceeded to miss the next four games to start Big 12 play due to injury ... returned against Kansas State (10/23), carrying four times for 33 yards, including one for 23 yards ... had six carries for 23 yards, a reception for five yards and also returned a kick for 21 yards in loss at Oklahoma (10/23) ... played crucial role in win over Iowa State (11/13) with nine carries for 80 yards and a touchdown as well as two catches for 21 yards ... touchdown was Texas Tech's first on the afternoon, coming on a 14-yard scamper to close the opening drive ... found the end zone for the final time on the year in regular-season finale at Baylor (11/27) as part of 14 carries for 40 yards ... touchdown was Texas Tech's first on the day, cutting its deficit to 17-10 just before halftime off a 1-yard carry ... hit the 100-yard mark for the third and final time on the season in the AutoZone Liberty Bowl versus Mississippi State (12/28) ... carried a career-high 16 times for 107 yards and a touchdown in the win ... marked the most rushing yards by a Red Raider in a bowl since Eric Stephens rushed for 126 yards in the 2010 TicketCity Bowl versus Northwestern ... had the first touchdown of the night for the Red Raiders, scoring from 19 yards out to cap a strong opening drive ... **AWARDS AND HONORS:** recognized on the Academic All-Big 12 first team.

2020 SEASON (FRESHMAN)

An instant impact for the Red Raiders in the backfield as only a true freshman ... appeared in all 10 games, totaling 255 rushing yards and four touchdowns on only 69 carries ... ranked second on the team in rushing touchdowns and carries and third in rushing yards ... added 13 catches for 61 yards through the air ... bulk of yardage came during the back half of the Big 12 schedule ... received 10 or more carries in four different games ... **SEASON HIGHLIGHTS:** kicked off his Red Raider career with eight carries for 25 yards and a touchdown versus Houston Baptist (9/12), while also catching two passes for 26 yards ... found the end zone from 1-yard out to give the Red Raiders a 21-3 lead midway through the second quarter ... received only one carry the next three games before attempting 12 rushes for 44 yards and a touchdown in the win over West Virginia (10/24) ... cut West Virginia's lead to 27-20 early in the third quarter on a 5-yard touchdown scamper ... had another 12 carries the following week versus Oklahoma (10/31), resulting in 30 yards ... also caught three passes for 19 yards against the Sooners ... was on the receiving end of 14 carries in the win over Baylor (11/14) as he totaled 48 yards on the ground and two touchdowns ... marked the first multi-touchdown game of his career ... one of five Red Raiders to record a multi-touchdown game on the year, either rushing or through the air ... both touchdowns came in the second half, first on a 1-yard carry with 8:42 remaining in third quarter and then again on a two-yard run with 11:48 remaining in the game ... carried six times for 29 yards at Oklahoma State (11/28), while also adding a season-high four receptions ... closed the year with season highs for his 16 carries and 79 rushing yards in the win over Kansas (12/5) ... **AWARDS AND HONORS:** honored on the Academic All-Big 12 Rookie Team.

HIGH SCHOOL

Attended Manor High School in Manor, Texas ... four-year letterwinner for Manor's varsity football program ... one of the best running backs in the state of Texas with three seasons of at least 1,000 rushing yards ... rushed for 1,807 yards on 239 carries his senior year while totaling 26 total touchdowns ... helped lead Manor to the state quarterfinals of the Class 5A Division I bracket ... closed his prep career with more than 4,400 rushing yards and 65 total touchdowns ... earned first team All-District honors as both a junior and sophomore ... totaled 1,201 rushing yards and 21 touchdowns on the ground as a junior in 2018, while adding 267 receiving yards and four touchdowns off 17 receptions ... became a strong presence in

PREVIEW

RED RAIDERS

STAFF

'22 REVIEW

HISTORY

RECORDS

TEXAS TECH

Manor's offense as a sophomore with 1,150 rushing yards and 10 touchdowns off 141 carries ... posted 107 receiving yards and a touchdown that season off 13 catches as well ... debut on the varsity came as only a freshman, posting 259 rushing yards and three touchdowns off 66 carries and 42 receiving yards off eight receptions ... three-star prospect according to 247Sports, ESPN and Rivals ... ranked as the No. 36 running back in the 2020 class by ESPN ... listed at No. 69 among the top players in Texas according to both ESPN and Rivals ... **CHOSE TEXAS TECH OVER:** Arizona, Arkansas, Boston College, California, Colorado, Duke, Georgia Tech, Iowa State, Kansas State, Minnesota, Missouri, SMU, TCU, Utah, Vanderbilt.

PERSONAL

Tahj Brooks ... son of Tiffani and Kevin Brooks ... has a sister named Ceecee ... majoring in sport management.

CAREER STATS

PARTICIPATION	2020	2021	2022	CAREER
GP/GS	10/0	9/4	13/6	32/10

RUSHING	G	Att	Yds	TD	Lg	Avg/C	Avg/G
2020	10	69	255	4	28	3.7	25.5
2021	9	87	568	7	67	6.5	63.1
2022	13	147	691	7	37	4.7	53.2
Totals	32	303	1,514	18	67	5.0	47.3

RECEIVING	G	Rec	Yds	TD	Lg	Rec/G	Avg/C	Avg/G
2020	10	13	61	0	16	1.3	4.7	6.1
2021	9	6	52	0	18	0.7	8.7	5.8
2022	13	26	164	1	17	2.0	6.3	12.6
Totals	32	45	277	1	18	1.4	6.2	8.7

2022 GAME-BY-GAME

Opponent	GS	Rush	Yds	TD	LG	Rec	Yds	TD	LG
Murray State		6	50	3	23	1	1	0	1
Houston		17	78	1	19	5	34	0	17
at NC State	*	4	4	0	2	5	44	0	17
Texas		12	36	0	11	3	21	1	17
at Kansas State		10	39	0	7	4	5	0	3
at Oklahoma State		4	8	0	9	0	0	0	0
West Virginia	*	17	107	2	20	1	6	0	6
Baylor	*	16	98	0	31	2	17	0	10
at TCU	*	10	59	0	21	1	7	0	7
Kansas	*	16	51	1	9	0	0	0	0
at Iowa State	*	9	45	0	11	1	7	0	7
Oklahoma		12	26	0	6	3	22	0	11
vs. Ole Miss		14	90	0	37	0	0	0	0
Totals		147	691	7	37	26	164	1	17

2021 GAME-BY-GAME

Opponent	GS	Rush	Yds	TD	LG	Rec	Yds	TD	LG
vs. Houston	*	15	134	2	44	0	0	0	0
Stephen F. Austin		11	103	2	67	1	7	0	7
FIU	*	9	47	0	19	0	0	0	0
at Texas		<i>DNP-injured</i>							
at West Virginia		<i>DNP-injured</i>							
TCU		<i>DNP-injured</i>							
at Kansas		<i>DNP-injured</i>							
Kansas State		4	33	0	23	0	0	0	0
at Oklahoma	*	6	23	0	16	1	5	0	5
Iowa State	*	9	80	1	51	2	21	0	18
Oklahoma State		3	1	0	3	1	12	0	12
at Baylor		14	40	1	11	1	7	0	7
vs. Mississippi State		16	107	1	19	0	0	0	0
Totals		87	568	7	67	6	52	0	18

2020 GAME-BY-GAME

Opponent	GS	Rush	Yds	TD	LG	Rec	Yds	TD	LG
HBU		8	25	1	7	2	26	0	16
Texas		0	0	0	0	0	0	0	0
at Kansas St.		1	0	0	0	0	0	0	0
at Iowa St.		0	0	0	0	0	0	0	0
West Virginia		12	44	1	10	1	2	0	2
Oklahoma		12	30	0	16	3	19	0	10
at TCU		0	0	0	0	0	0	0	0
Baylor		14	48	2	9	1	6	0	6
at Oklahoma St.		6	29	0	12	4	7	0	6
Kansas		16	79	0	28	2	1	0	1
Totals		69	255	4	28	13	61	0	16



JORDAN BROWN

WR | 5-11 | 185 | Jr. | 4th Yr. (2nd at Tech) | 1L
 Dallas, Texas | DeSoto HS | Kansas
 Career Games: 10 / Career Starts: 0

4

YEARS OF ELIGIBILITY ENTERING SEASON: 3 | REDSHIRT AVAILABLE: NO

2022 SEASON (SOPHOMORE)

Served as Texas Tech's main kick returner late in his first season as a Red Raider ... recovered from a preseason injury to appear in eight games overall on special teams and as a reserve wide receiver ... averaged 24.4 yards a return (171 total yards) over his seven kick returns ... also caught three passes for 18 yards offensively ... switched from No. 86 to No. 4 in the offseason leading up to 2023. **SEASON HIGHLIGHTS:** made his Red Raider debut at Kansas State (10/1) with two catches for 14 yards ... only other catch on the year came the following week at Oklahoma State (10/8) with one catch for four yards ... took over the primary kick return duties against Kansas (11/12) with one return for 15 yards ... followed with one return for 21 yards at Iowa State (11/29) ... biggest return of the year came against Oklahoma (11/26) via a 67-yard sprint down the right side on the opening kick ... finished with season bests of three returns for 93 yards in the win ... closed the season with two kick returns for 42 yards in the TaxAct Texas Bowl versus Ole Miss (12/28).

PRIOR TO TEXAS TECH

Transferred to Texas Tech following two seasons at Kansas ... arrived at Texas Tech with four seasons of eligibility remaining ... tutored by former Texas Tech passing game coordinator Emmett Jones during his two seasons as a Jayhawk ... inserted into three games total as a Jayhawk, making one catch during that span. **2021 SEASON (REDSHIRT FRESHMAN):** redshirt season ... did not see any game action. **2020 SEASON (FRESHMAN):** saw action in two games in his first season as a Jayhawk ... made one catch for four yards, which came against Iowa State (10/31) ... made his collegiate debut a few weeks earlier versus Oklahoma State (10/3).

HIGH SCHOOL

Attended DeSoto High School in the Dallas-Fort Worth metroplex ... played at one of the top programs in the state under Claude Mathis ... helped lead DeSoto to the area round of the Class 6A Division I area round as a senior ... garnered second team All-District 7-6A honors as a slot receiver and a returner his senior year.

PERSONAL

Jordan Brown ... son of Ireshia Brown ... has three siblings ... a university studies major at Texas Tech.

CAREER STATS

PARTICIPATION	2020*	2021*	2022	CAREER
GP/GS	2/0	0/0	8/0	10/0

* at Kansas

RECEIVING	G	Rec	Yds	TD	Lg	Rec/G	Avg/C	Avg/G
2020 (KU)	2	1	4	0	4	0.5	4.0	2.0
2021 (KU)	0	0	0	0	0	0.0	0.0	0.0
2022 (TU)	8	3	18	0	10	0.4	6.0	2.3
Totals	10	4	22	0	10	0.4	5.5	2.2



TY BUCHANAN

OL | 6-6 | 310 | So. | 3rd Yr. (2nd at Tech) | 1L
Corpus Christi, Texas | Calallen HS | USC
Career Games: 4 / Career Starts: 1

79

YEARS OF ELIGIBILITY ENTERING SEASON: 3 | REDSHIRT AVAILABLE: NO

2022 SEASON (REDSHIRT FRESHMAN)

Appeared in four games and made one start in his first season as a Red Raider, including three during Big 12 play ... was Texas Tech's primary backup at both tackle positions for majority of the season ... earned first career start on Nov. 5 at TCU at right tackle ... credited with 88 snaps on the offensive line as well as six others on field goal protection according to Pro Football Focus ... inserted in wins over both Murray State (9/3) and West Virginia (10/22) as well as the Baylor (10/29) contests.

PRIOR TO TEXAS TECH

Arrived at Texas Tech after one redshirt season with the USC Trojans ... **2021 SEASON (FRESHMAN):** did not see action as a reserve offensive lineman as a first-year freshman in 2021.

HIGH SCHOOL

Attended Calallen High School in Corpus Christi, Texas ... one of the top offensive line prospects to come out of South Texas in the 2021 class ... helped lead Calallen to the Class 4A Division I regional finals his senior year in 2020 ... tabbed the District 15-4A Most Valuable Offensive Lineman as a senior ... was a two-way player during prep career, also earning first team All-State honors as an offensive tackle his senior year by the Texas Sports Writers Association (TSWA) ... collected first team All-District 15-4A accolades as a junior ... tabbed to the PrepStar All-Midlands team as a senior ... had six tackles on defense during his final season ... was also a member of the track and field team, competing in the discus.

PERSONAL

Ty Buchanan ... son of Roland and Dana Buchanan ... brother of Cole and Brady Buchanan ... his mother played collegiate soccer ... likes to spend time with his friends and family and enjoys playing video games ... pursuing a degree in marketing at Texas Tech.



BLAKE BURRIS

DL | 6-5 | 300 | So. | 3rd Yr. | 1L
Irving, Texas | Parish Episcopal
Career Games: 13 / Career Starts: 0

91

YEARS OF ELIGIBILITY ENTERING SEASON: 3 | REDSHIRT AVAILABLE: NO

2022 SEASON (REDSHIRT FRESHMAN)

Appeared in all 13 games as a redshirt freshman with the Red Raiders ... served as one of Texas Tech's protectors in front of Austin McNamara on punt coverage ... saw action defensively in the season opener versus Murray State (9/3) ... **AWARDS AND HONORS:** recognized on the Academic All-Big 12 first team for his work in the classroom.

2021 SEASON (FRESHMAN)

Redshirt season ... scout team member ... did not see any game action.

HIGH SCHOOL

Attended Parish Episcopal High School in the Dallas-Fort Worth metroplex ... honors included TAPPS State Champion in 2019 and TAPPS First Team all-state selection ... previously attended Irving MacArthur High School prior to his senior season ... considered a three-star prospect by 247Sports, On3 and ESPN as part of the 2020 class ... attended Air Force Prep out of high school.

PERSONAL

Blake Burris ... son of David and Ronda Burris ... has three older brothers, Brent, Trent, and Bryse ... brothers Brent and Trent played football for Texas Tech from 2005-2009, and his brother Bryse played football for Texas A&M Commerce where he won an NCAA Division II National Championship in 2017 ... aside from football, enjoys playing video games and watching Netflix ... career goal is to practice law ... majoring in applied personal finance at Texas Tech.



SAM CARRELL

OLB | 6-4 | 270 | So. | 3rd Yr. (2nd at Tech)
Albuquerque, N.M. | Sandia HS | Washington State
Career Games: 2 / Career Starts: 0

99

YEARS OF ELIGIBILITY ENTERING SEASON: 3 | REDSHIRT AVAILABLE: NO

2022 SEASON (REDSHIRT FRESHMAN)

Appeared in one game during debut season as a Red Raider ... saw action on the defensive line in the season opener versus Murray State (9/3), breaking up a pass attempt in the win ... scout team member.

PRIOR TO TEXAS TECH

Transferred to Texas Tech after one season at Washington State ... was an offensive lineman with the Cougars but moved to the defensive line at Texas Tech ... joined the Red Raiders with four years of eligibility ... **2021 SEASON (FRESHMAN):** appeared in one game, which came early in the season against Portland State (9/11) ... utilized redshirt season ... enrolled at WSU in January 2021 and participated in spring practices.

HIGH SCHOOL

Attended Sandia High School in Albuquerque ... as a junior, named to the All-District first team after making 51 tackles with 16 for loss, including six sacks ... as a senior, named to the Sports Illustrated All-America watch list ... senior season was delayed until January due to the COVID-19 pandemic ... elected to enroll early at Washington State to miss entire final season ... rated a three-star prospect by ESPN and 247Sports ... rated No. 43 defensive end in the country by ESPN ... also played basketball and baseball.

PERSONAL

Sam Carrell ... born in Okinawa, Japan to parents Richard and Carmen Carrell ... has an older brother, Scott ... father played football for Air Force and is currently a colonel ... brother played baseball at Montgomery College ... uncle, Scott, also played football at the Air Force Academy ... one of his biggest hobbies is to make music ... plans to be a manager for music artists ... a university studies major at Texas Tech.



MYLES COLE

OLB | 6-6 | 280 | S-Sr. | 6th Yr. (2nd at Tech) | 1L
Shreveport, La. | Evangel Christian Academy | Louisiana-Monroe
Career Games: 47 / Career Starts: 13

6

YEARS OF ELIGIBILITY ENTERING SEASON: 1 | REDSHIRT AVAILABLE: NO

2022 SEASON (SENIOR)

Key member of the defensive front in his debut season as a Red Raider ... rotated between the defensive line and outside linebacker room ... appeared in all 13 games, making one start, which came in the Big 12 opener versus Texas ... totaled 12 tackles overall (8 solo), including 2.5 for a loss, while adding three quarterback hurries and a blocked kick ... had at least one tackle in seven different games ... credited with 298 defensive snaps and 58 via special teams on the season according to Pro Football Focus ... saw an increased role following the loss of Tyree Wilson due to injury, forcing him to move to his previous edge rusher position ... totaled 126 defensive snaps over the final three games of the season alone ... **SEASON HIGHLIGHTS:** recorded three tackles, including a shared stop for a loss, in his Red Raider debut against Murray State (9/3) ... made one stop in three different games at N.C. State (9/17), Texas (9/24) and West Virginia (10/22) ... had two tackles at Kansas State (10/1), at Iowa State (11/19) and in the TaxAct Texas Bowl win over Ole Miss (12/28) ... win over the Cyclones marked his first game full-time at the edge rusher position, coinciding with possibly his best performance of the season ... in addition to his two stops, added a key third-down quarterback hurry to force a punt and got his hands on a field goal to close the first half ... both his tackles versus Ole Miss went for a loss, the first of which failed a fourth-down attempt by the Rebels on their second drive of the game ... other TFL came on first down and led to an eventual 3-and-out midway through the third quarter ... **SENIOR DECISION:** elected to return to the Red Raiders for a super senior season in 2023 as part of the extra year of eligibility afforded due to the COVID-shortened 2020 campaign.

PRIOR TO TEXAS TECH

Transferred to Texas Tech from Louisiana-Monroe following three seasons with the Warhawks ... arrived in Lubbock with two seasons of eligibility and joined the Red Raiders as a graduate transfer after earning an undergraduate degree in kinesiology ... **2021 SEASON (JUNIOR)**: saw action in all 12 games with six starts at defensive end ... registered 28 total tackles (6 solo) ... recorded a season-high four tackles four times on the year, the last coming at LSU (11/20) ... credited with half a sack in the season finale at Louisiana (11/27) ... **2020 SEASON (SOPHOMORE)**: appeared in eight games in 2020 (DNP at South Alabama and vs. Appalachian State), including six starting assignments at defensive end ... registered 10 tackles (5 solo) overall ... credited with two stops in the home finale versus the Ragin' Cajuns, including his first career sack (12 yards) ... matched his career high with three tackles in a start at Georgia State ... made two stops versus UTEP ... started the first five games in 2020 ... **2019 SEASON (REDSHIRT FRESHMAN)**: saw action in all 12 games as a redshirt freshman ... produced a season-high three tackles (2 solos) at Florida State, including his first career tackle for loss (5 yards) ... **2018 SEASON (FRESHMAN)**: redshirt season ... appeared in two games (vs. Georgia Southern and at South Alabama) ... credited with a solo tackle at South Alabama.

HIGH SCHOOL

Attended Evangel Christian Academy in his hometown of Shreveport, La. ... was a two-year starter for head coach Byron Dawson ... garnered first team All-District honors each of his final two seasons ... recorded 48 tackles as a senior, with 12 resulting in losses, including five sacks ... also competed in soccer, basketball and track and field at the high school level.

PERSONAL

Myles Cole ... son of Jeffery Cole and Melissa Harris ... brother to Raeghan, Rachel, Makynzie, Sariayah, Jordan, Brianna, Garrett, Trinity, and Isaiah ... his cousins Cris and Melvin Jones played for LSU ... career goals include coaching and gym management ... earned a bachelor's degree from Louisiana-Monroe in kinesiology ... pursuing his master's degree in interdisciplinary studies from Texas Tech.

PARTICIPATION	2018*	2019*	2020*	2021*	2022	CAREER
GP/GS	2/0	12/2	8/8	12/2	13/1	47/13

* at Louisiana-Monroe

TACKLES	GP	UA	A	Total	TFL	Yds	PD	FF	FR	Blkd	QBH
2018 (JULMI)	2	1	0	1	0.0	0	0	0	0	0	0
2019 (JULMI)	12	2	1	3	1.0	5	0	0	0	0	0
2020 (JULMI)	8	5	5	10	1.0	12	0	0	0	0	1
2021 (JULMI)	12	6	22	28	1.0	5	0	0	0	0	2
2022 (TTUW)	13	8	4	12	2.5	8	0	0	0	1	3
Totals	47	22	32	54	5.5	30	0	0	0	1	6

SACKS	G	UA	A	Total	Yds
2018 (JULMI)	2	0	0	0.0	0
2019 (JULMI)	12	0	0	0.0	0
2020 (JULMI)	8	1	0	1.0	12
2021 (JULMI)	12	0	1	0.5	4
2022 (TTUW)	13	0	0	0.0	0
Totals	47	1	1	1.5	16

2022 GAME-BY-GAME STATS

Opponent	GS	UA	A	TOT	SACKS-YDS	TFL-YDS	FF	FR	INT	QBH
Murray State	1	2	3	0.0-0	0.5-1	0	0	0	0	0
Houston	0	0	0	0.0-0	0.0-0	0	0	0	0	0
at NC State	1	0	1	0.0-0	0.0-0	0	0	0	0	0
Texas	*	0	1	0.0-0	0.0-0	0	0	0	0	0
at Kansas State	2	0	2	0.0-0	0.0-0	0	0	0	0	0
at Oklahoma St.	0	0	0	0.0-0	0.0-0	0	0	0	0	0
West Virginia	0	1	1	0.0-0	0.0-0	0	0	0	0	0
Baylor	0	0	0	0.0-0	0.0-0	0	0	0	0	0
at TCU	0	0	0	0.0-0	0.0-0	0	0	0	0	0
Kansas	0	0	0	0.0-0	0.0-0	0	0	0	0	1
at Iowa State	2	0	2	0.0-0	0.0-0	0	0	0	0	1
Oklahoma	0	0	0	0.0-0	0.0-0	0	0	0	0	1
vs. Ole Miss	2	0	2	0.0-0	2.0-7	0	0	0	0	0
Totals	8	4	12	0.0-0	2.5-8	0	0	0	0	3



CHIEF COLLINS

DB | 5-11 | 200 | So. | 3rd Yr.
Lucas, Texas | Lovejoy HS
Career Games: 1 / Career Starts: 0

29

YEARS OF ELIGIBILITY ENTERING SEASON: 3 | REDSHIRT AVAILABLE: NO

2022 SEASON (REDSHIRT FRESHMAN)

Appeared in one game during his redshirt freshman season ... made his collegiate debut in the season opener against Murray State (9/3) ... scout team member.

2021 SEASON (FRESHMAN)

Redshirt season ... scout team member ... did not see any game action.

HIGH SCHOOL

Attended Lovejoy High School near his hometown of Lucas, Texas ... helped lead Lovejoy to a 13-1 record as a senior, advancing to the fourth round of the 5A playoffs ... was a first team all-state and first team all-area selection as a senior ... also served as a team captain ... made 105 tackles and had seven interceptions as a senior ... also participated in track, power lifting and fishing at Lovejoy.

PERSONAL

Chief Collins ... born to Chad and Kelly Collins in Houston ... has two siblings, Carson and Caroline ... father, Chad, played football at Texas Tech ... enjoys fishing, hiking, friends and the lake ... major at Texas Tech is management... has a goal of becoming a home builder or general contractor.



BAYLOR CUPP

TE | 6-6 | 260 | Sr. | 5th Yr. (2nd at Tech) | 1L
Brock, Texas | Brock HS | Texas A&M
Career Games: 22 / Career Starts: 7

88

YEARS OF ELIGIBILITY ENTERING SEASON: 2 | REDSHIRT AVAILABLE: NO

2022 SEASON (JUNIOR)

Main contributor in the tight end rotation during debut season as a Red Raider ... appeared in 12 of 13 games with six starts, missing only the road trip to N.C. State ... was in the starting lineup in each of the final five games of the season ... caught 12 passes for 132 yards and two touchdowns, the bulk of which came during Big 12 play ... recorded 10 catches for 106 yards with both touchdowns coming against league foes ... developed a flare for the dramatics, as both touchdowns came late in key Big 12 wins ... had at least one catch in eight different games with the Red Raiders going 6-2 in those contests ... credited with appearing in 382 total offensive snaps according to Pro Football Focus and an additional 103 on special teams ... member of the kick return and field goal protection units ...

SEASON HIGHLIGHTS: made his first catch as a Red Raider in the season opener versus Murray State (9/3), which resulted in a 20-yard gain ... followed with one catch for six yards the next week in the overtime win over Houston (9/10) ... best performance of the season came in the Big 12 opener against Texas with four catches for 65 yards and a touchdown ... found the end zone for the first time in his career via a 19-yard touchdown strike from Donovan Smith that tied the game at 31-31 with 7:54 remaining in regulation ... all four catches came in the second half and were on drives where Texas Tech either scored a touchdown or connected on a field goal ... graded out at 90.5 by Pro Football Focus, marking his best performance of the year from the website ... had one catch in four different games against Oklahoma State (10/8), West Virginia (10/22), Iowa State (11/19) and Oklahoma (11/26) ... his catch at Iowa State was for only four yards but served as the game-winning touchdown, giving the Red Raiders a 14-10 lead with 6:10 remaining ... other multi-catch performance of the season came against Baylor (10/29) with two catches for 24 yards ... played a season-high 75 snaps in the victory over Ole Miss (12/28) in the TaxAct Texas Bowl ... **AWARDS AND HONORS:** named to the John Mackey Award (nation's top tight end) watch list prior to the season.

PRIOR TO TEXAS TECH

Spent three seasons at Texas A&M before transferring to Texas Tech ... will have three years of eligibility remaining with the Red Raiders after appearing in 10 games with one start as an Aggie ... **2021 SEASON (SOPHOMORE):** played in 10 games, making one start ... made his collegiate debut against New Mexico after battling back from injuries ... made the start at tight end against Prairie View

22



BRYSON DONNELL

RB | 5-10 | 220 | R-Fr. | 2nd Yr.
Tyler, Texas | Legacy HS
Career Games: 3 / Career Starts: 0

YEARS OF ELIGIBILITY ENTERING SEASON: 4 | REDSHIRT AVAILABLE: NO

2022 SEASON (FRESHMAN)

Redshirt season ... impressed in limited action, seeing action in three games overall either at running back or via special teams ... combined for 16 carries on the year for 72 yards over two games in the backfield ... made his collegiate debut with eight carries for 23 yards in the season opener against Murray State (9/3) ... inserted late in the rout over West Virginia (10/22), which featured eight attempts for 49 yards ... performance included a 38-yard scamper late in the fourth down to convert a 3rd-and-15 attempt ... utilized on kickoff return in road trip to TCU (11/5) ... praised late in the season by the coaching staff for his development as part of the scout team.

HIGH SCHOOL

Attended Legacy High School in Tyler, Texas ... one of the more dynamic running backs in East Texas ... helped lead Legacy to the area round of the Class 6A Division II playoffs his junior and senior seasons ... rushed for 2,644 yards and 37 touchdowns in his career and also caught 57 passes for 636 yards and five touchdowns ... finished as the sixth-leading rusher in school history and the fourth-leading scorer ... garnered first team All-District 10-6A as a return specialist as a senior and earned All-East Texas second team accolades by the Tyler Morning Telegraph ... formed one of the best backfields in Texas with Alabama signee Jamarion Miller ... totaled 142 carries for 868 yards and 15 touchdowns on the ground as a senior, while also recording 35 catches for 412 receiving yards and three scores ... was Legacy's leading receiver in 2021 ... additionally contributed with 16 kicks returned for 206 yards and a touchdown ... selected as the 2021-22 Best Preps Tyler UT Health East Texas Orthopedic & Sports Medicine Institute Male Athlete of the Year ... was an All-District 10-6A first team honoree at running back as a junior after recording 165 carries for 1,159 yards 12 touchdowns ... broke loose for an 87-yard run during the season ... caught 13 passes for 92 yards with a long of 25 yards and a touchdown and had 15 kickoff returns for 266 yards during junior season ... was a three-year varsity starter in football and a four-year varsity track participant, qualifying for area and regionals ... recognized on the A-B Honor Roll ... grew up as a Red Raider as Tyler Legacy uses the same nickname ... consensus three-star prospect by 247Sports, Rivals and ESPN ... ranked as the No. 31 running back in the country and the No. 56 overall recruit in the Lone Star State by 247Sports ... listed at No. 35 among running backs nationally and No. 86 among Texas recruits by Rivals ... received 20 scholarship offers from schools across the country ... **CHOSE TEXAS TECH OVER:** Arkansas, Colorado, Houston, Kansas, Princeton, Purdue, San Diego State and UTSA, among others.

PERSONAL

Bryson Donnell ... son of Terrence Hatton and Kristi Donnell ... has an older sister, Abnia Donnell ... enjoys riding four-wheelers, working outdoors, and old cars ... a sport management major at Texas Tech.

2022 GAME-BY-GAME

Opponent	GS	Rush	Yds	TD	LG	Rec	Yds	TD	LG
Murray State		8	23	0	15	0	0	0	0
West Virginia		8	49	0	38	0	0	0	0
at TCU		0	0	0	0	0	0	0	0
Totals		16	72	0	38	0	0	0	0

A&M (11/20) ... **2020 SEASON (REDSHIRT FRESHMAN):** suffered an injury during fall camp and missed the season ... earned the team's Academic Excellence Award following a strong spring semester in the classroom ... **2019 SEASON (FRESHMAN):** redshirt season ... suffered an ankle injury during fall camp, which sidelined him for the season.

HIGH SCHOOL

Attended Brock High School in Brock, Texas ... one of the top tight end prospects coming out of high school ... helped lead Brock to the Class 3A Division I state semifinals his senior season and the state championship game as a junior ... garnered All-District 4-3A first team honors as both a senior and junior ... named to Dave Campbell's Texas Football Tops in Texas second team his senior year ... recognized on the All-State first team by the Texas Sports Writers Association (TSWA) and the second team by the Associated Press Sports Editors ... was a second team All-State honoree by the TSWA as a junior ... made 20 catches for 492 yards with six touchdowns in 2018 ... on the receiving end of 10 catches for 451 yards and six touchdowns as a junior in 2017 ... rated a five-star prospect by 247Sports coming out of high school and a four-star recruit by both ESPN and Rivals ... ranked as the top tight end prospect and the No. 2 recruit in the state of Texas by 247Sports ... listed as the second-best tight end in the country by Rivals and No. 19 among prospects in the state of Texas ... was No. 65 on the ESPN300 list of the nation's top recruits ... chose to attend Texas A&M over offers from the likes of Alabama, Florida, Georgia, LSU, Nebraska, Notre Dame, Ole Miss, Penn State, Texas and USC.

PERSONAL

Baylor Cupp ... son of Tim and Shyvell Cupp ... has five siblings ... father Tim played at Louisiana Tech for one season ... enjoys fishing, hunting and surfing ... graduated in August 2023 with his degree in university studies ... enrolled in graduate courses at Texas Tech.

CAREER STATS

PARTICIPATION	2021*	2022	CAREER
GP/GS	10/1	12/6	22/7

* at Texas A&M

RECEIVING	G	Rec	Yds	TD	Lg	Rec/G	Avg/C	Avg/G
2021 (A&M)	10	0	0	0	0	0.0	0.0	0.0
2022 (TTU)	12	12	132	2	24	1.0	11.0	11.0
Totals	22	12	132	2	24	1.0	11.0	11.0

2022 GAME-BY-GAME

Opponent	GS	Rec	Yds	TD	Avg	LG	Rush	Yds	TD	
Murray State		1	20	0	20	20	0	0	0	
Houston		1	6	0	6	6	0	0	0	
at NC State		<i>DNP-injured</i>								
Texas		4	65	1	16.3	24	0	0	0	
at Kansas State		0	0	0	0	0	0	0	0	
at Oklahoma State		1	0	0	0	0	0	0	0	
West Virginia	*	1	3	0	3	3	0	0	0	
Baylor		2	24	0	12	14	0	0	0	
at TCU	*	0	0	0	0	0	0	0	0	
Kansas	*	0	0	0	0	0	0	0	0	
at Iowa State	*	1	4	1	4	4	0	0	0	
Oklahoma	*	1	10	0	10	10	0	0	0	
vs. Ole Miss	*	0	0	0	0	0	0	0	0	
Totals		12	132	2	11	24	0	0	0	



MALIK DUNLAP

DB | 6-3 | 220 | S-Sr. | 6th Yr. (3rd at Tech) | 2L
 Charlotte, N.C. | Harding University HS | N.C. State
 Career Games: 42 / Career Starts: 22

24

YEARS OF ELIGIBILITY ENTERING SEASON: 1 | REDSHIRT AVAILABLE: NO

2022 SEASON (SENIOR)

Developed into an All-Big 12 performer during his second season as a Red Raider ... appeared in 12 of 13 games overall with starts in 11 of those at cornerback ... missed only the road victory at Iowa State (11/19) due to injury ... among the national leaders in passes defended with 12 pass breakups and an interception ... marked the most passes defended (13) by a Red Raider since Justis Nelson had 15 in 2014 ... closed the year ranked tied for the fifth-highest total among Red Raiders since 2005 ... recorded 33 tackles overall (27 solo), including a shared stop that went for a loss ... recorded at least one tackle in all but one game and had multiple stops in 10 games overall ... credited with playing in 777 defensive snaps by Pro Football Focus, which ranked fifth on the defense ... opponents only completed 33-of-65 targets against him all season, a 50.8 percentage that was the second-lowest on the team ... appeared in 85 snaps on special teams as well as a member of the field goal block unit as well as occasionally on the kickoff coverage and punt return teams ... **IN NCAA RANKINGS:** closed the year ranked tied for 30th in the FBS for passes defended per game (1.08) and 31st for total passes defended (13) ... had nine passes defended against FBS teams with a winning record, which ranked tied for 10th nationally ... was tied for 13th in the FBS with 11 passes defended against power-five foes ... **IN BIG 12 RANKINGS:** was second in the conference in passes defended per game and third overall in total passes defended ... **SEASON HIGHLIGHTS:** opened the year with three tackles in the season opener versus Murray State (9/3) ... combined for six tackles and six pass breakups the next two weeks to round out non-conference play against Houston (9/10) and at N.C. State (9/17) ... broke up a pair of passes to go with two tackles in the overtime win over Houston ... final pass breakup versus the Cougars came on a key 3rd-and-3 in double overtime that forced Houston to attempt a field goal, setting up the Red Raiders to win the game with a touchdown later ... set a new career high with four pass breakups the next week at N.C. State to go along with two tackles ... marked the most pass breakups in a game by a Red Raider since Justis Nelson recorded five against TCU early in the 2015 season ... kicked off Big 12 play with three tackles in overtime win over Texas (9/24), including a shared stop that went for a loss ... limited to only three combined tackles the next three games with two at Kansas State (10/1) and one versus West Virginia (10/22) ... picked off his lone pass of the season against the Mountaineers, which came on West Virginia's first series of the second half ... had one pass breakup in between those games at Oklahoma State (10/8) ... recorded a pass breakup in six of his final seven games of the year beginning with the Oklahoma State contest ... matched his career high with six tackles, all solo stops, against Baylor (10/29) ... posted three tackles at TCU to go along with another pass breakup ... came close to matching his career high for tackles with five stops versus Kansas (11/12) and a pass breakup ... returned from an injury that caused him to miss trip to Iowa State against Oklahoma (11/26) with two tackles ... closed the year with four tackles and a pass breakup in the TaxAct Texas Bowl victory over Ole Miss (12/28) ... **AWARDS AND HONORS:** named to the All-Big 12 second team by the conference coaches ... also recognized on the All-Big 12 third team by Phil Steele Magazine ... **SENIOR DECISION:** elected to return to the Red Raiders for a super senior season in 2023 as part of the extra year of eligibility afforded due to the COVID-shortened 2020 campaign.

2021 SEASON (JUNIOR)

Appeared in seven games with one start during debut season as a Red Raider ... injuries throughout Big 12 play forced him out of six games, including Texas Tech's win in the AutoZone Liberty Bowl ... ended the season with seven tackles after making at least one stop in five of his seven games played ... notched two tackles against both Houston (9/4) and Oklahoma (10/30) ... the Oklahoma game coincided with his lone start of the season at corner ... made one tackle against Stephen F. Austin (9/11), Florida International (9/18) and Iowa State (11/13) ... credited with playing in 122 snaps defensively with his best performance coming in a 77.5 grade in the season opener against Houston.

PRIOR TO TEXAS TECH

Arrived at Texas Tech following three years at N.C. State ... will have three years of eligibility remaining with the Red Raiders ... played in 23 games overall with 10 starts from his spot at cornerback ... compiled 41 tackles during that time with 13 pass breakups and 2.5 tackles for a loss ... **2020 SEASON (SOPHOMORE):** listed as a potential starter entering the 2020 season as a corner ... appeared in nine games with five starts, totaling 20 tackles to go along with six pass breakups ... his six pass breakups ranked fourth on the team ... started over five-consecutive games, beginning against Pitt and running against contests against Virginia, Duke, North Carolina and Miami ... recorded a season-high four tackles twice on the year against both Virginia and Miami ... performance against Virginia also included his first-career sack ... posted at least two tackles in seven of nine games ... **2019 SEASON (REDSHIRT FRESHMAN):** previously appeared in 12 games with five starts as a redshirt freshman in 2019 ... earned the start in five of the last six games at cornerback ... closed the season with 20 tackles, including 1.5 that went for a loss, and seven pass breakups ... put together his best performance of his N.C. State tenure against Wake Forest that year, notching career highs with six tackles and three pass breakups ... had at least two tackles in five games overall, all late in the season ... **2018 SEASON (FRESHMAN):** redshirted the 2018 season after seeing action in only two games ... inserted mainly on special teams that season ... was listed as a safety before moving to cornerback in 2019.

HIGH SCHOOL

Attended Harding University High School in his hometown of Charlotte, N.C. ... helped lead the school to a 15-1 record as a senior and the 2017 North Carolina Class 4A state title ... posted 45 tackles as a senior over seven games ... named a team captain prior to his senior year ... was selected to represent his home state in the Shrine Bowl of the Carolinas following senior season ... was a consensus three-star prospect by the likes of ESPN, Rivals and 247Sports ... listed as the No. 35 prospect in the state of North Carolina by Rivals and No. 43 overall by 247Sports ... committed to N.C. State over offers from Virginia Tech, Wake Forest and West Virginia.

PERSONAL

Malik Dunlap ... son of Angela and Quanita Dunlap ... one of five siblings with brother, Quavaris Crouch and sisters, Joelen Odum, Mikale Dunlap and Marla Dunlap ... brother was a member of the Michigan State football program in 2021 ... hails from athletic family that has seen cousins play at Florida, Georgia State and Western Carolina ... earned bachelor's degree December 2022 from Texas Tech in university studies ... currently seeking graduate degree in interdisciplinary studies.

CAREER STATS

PARTICIPATION	2018*	2019*	2020*	2021	2022	CAREER
GP/GS	2/0	12/5	9/5	7/1	12/11	42/22

* at NC State

TACKLES	GP	UA	A	Total	TFL	Yds	PD	FF	FR	Blkd	QBH
2018 (NCST)	2	0	1	1	0.0	0	0	0	0	0	0
2019 (NCST)	12	10	10	20	1.5	2	8	0	0	0	0
2020 (NCST)	9	15	5	20	1.0	2	6	0	0	0	0
2021 (TTU)	7	4	3	7	0.0	0	0	0	0	0	0
2022 (TTU)	12	27	6	33	0.5	2	12	0	0	0	0
TOTALS	42	56	25	81	3.0	6	26	0	0	0	0

INTERCEPTIONS	GP	No	Yds	TD	LG	AVG/R
2018 (NCST)	2	0	0	0	0	0.0
2019 (NCST)	12	0	0	0	0	0.0
2020 (NCST)	9	0	0	0	0	0.0
2021 (TTU)	7	0	0	0	0	0.0
2022 (TTU)	12	1	0	0	0	0.0
TOTALS	42	1	0	0	0	0.0

SINGLE-GAME CAREER HIGHS

Tackles	6, 2x, last vs. Baylor (2022)*
Tackles For Loss	1.0, 2x, last at Virginia (2020)*
Sacks	1.0, at Virginia (2020)*
Interceptions	1, vs. West Virginia (2022)*
Pass Breakups	4, vs. NC State (2022)

* Indicates most recent high | * Indicates set with previous team

2022 GAME-BY-GAME STATS

Opponent	GS	UA	A	TOT	TFL-YDS	INT-YDS	FF	FR	PBU	
Murray State		3	0	3	0.0-0	0-0	0	0	0	
Houston	*	2	0	2	0.0-0	0-0	0	0	2	
at NC State	*	2	0	2	0.0-0	0-0	0	0	4	
Texas	*	2	1	3	0.5-2	0-0	0	0	0	
at Kansas State	*	2	0	2	0.0-0	0-0	0	0	0	
at Oklahoma St.	*	0	0	0	0.0-0	0-0	0	0	1	
West Virginia	*	1	0	1	0.0-0	1-0	0	0	1	
Baylor	*	6	0	6	0.0-0	0-0	0	0	0	
at TCU	*	1	2	3	0.0-0	0-0	0	0	1	
Kansas	*	3	2	5	0.0-0	0-0	0	0	1	
at Iowa State	<i>DNP-injured</i>									
Oklahoma	*	2	0	2	0.0-0	0-0	0	0	1	
vs. Ole Miss	*	3	1	4	0.0-0	0-0	0	0	1	
Totals	27	6	33		0.5-2	1-0	0	0	12	

2021 GAME-BY-GAME STATS

Opponent	GS	UA	A	TOT	TFL-YDS	INT-YDS	FF	FR	PBU	
vs. Houston		2	0	2	0.0-0	0-0	0	0	0	
Stephen F. Austin	0	1	1		0.0-0	0-0	0	0	0	
FIU	1	0	1		0.0-0	0-0	0	0	0	
at Texas	<i>DNP-injured</i>									
at West Virginia	<i>DNP-injured</i>									
TCU	<i>DNP-injured</i>									
at Kansas	0	0	0		0.0-0	0-0	0	0	0	
Kansas State	0	0	0		0.0-0	0-0	0	0	0	
at Oklahoma	*	0	2	2	0.0-0	0-0	0	0	0	
Iowa State	1	0	1		0.0-0	0-0	0	0	0	
Oklahoma State	<i>DNP-injured</i>									
at Baylor	<i>DNP-injured</i>									
vs. Mississippi St.	<i>DNP-injured</i>									
Totals	4	3	7		0.0-0	0-0	0	0	0	



HARVEY DYSON III

OLB | 6-3 | 250 | R-Fr. | 2nd Yr.
Cedar Hill, Texas | Cedar Hill HS
Career Games: 2 / Career Starts: 0

52
YEARS OF ELIGIBILITY ENTERING SEASON: 4 | REDSHIRT AVAILABLE: NO
2022 SEASON (FRESHMAN)

Redshirt season ... appeared in two games overall late in wins over Murray State (9/3) and West Virginia (10/22) ... made his first career tackle and lone one of the season in the season opener versus the Racers ... scout team member.

HIGH SCHOOL

Attended Cedar Hill High School in the Dallas-Fort Worth metroplex ... played for one of the more dominant high school programs in the state of Texas ... helped push Cedar Hill to the third round of the Class 6A Division II playoffs as a senior in 2021 following a 12-2 overall record ... the Longhorns previously advanced all the way to the state championship game during his junior campaign as part of a 12-2 season ... garnered All-District 11-6A first team honors as a senior as second team accolades as a junior ... recognized as an honorable mention Academic All-State honoree for his work in the classroom as a senior ... consensus three-star prospect by the likes of 247Sports, ESPN and Rivals ... listed as the No. 74 recruit in the DFW area by the Dallas Morning News ... committed to Texas Tech the same night Joey McGuire was named the Red Raiders' new head coach due to their mutual Cedar Hill connections ... **CHOSE TEXAS TECH OVER:** Arizona, Kansas State and SMU, among others.

PERSONAL

Harvey Dyson III ... son of Harvey Dyson Jr. and Bianca Johnson ... has one younger sister, Zoe' ... a sport management major at Texas Tech.



COY EAKIN

WR | 6-2 | 210 | R-Fr. | 2nd Yr.
Stephenville, Texas | Stephenville HS
Career Games: 4 / Career Starts: 0

8
YEARS OF ELIGIBILITY ENTERING SEASON: 4 | REDSHIRT AVAILABLE: NO
2022 SEASON (FRESHMAN)

Redshirt season ... began the season on the two-deep at outside receiver before an injury late in preseason camp ... managed to appear in four games overall at wide receiver, three in Big 12 play and then against Ole Miss in the TaxAct Texas Bowl (12/28) ... other three appearances came against West Virginia (10/22), Kansas (11/12) and at Iowa State (11/19) ... inserted on punt return unit in the wins over both Iowa State and Ole Miss ... targeted near the end zone just before halftime in the win over Ole Miss as well.

HIGH SCHOOL

Attended Stephenville High School in Stephenville, Texas ... led the Yellowjackets to the Class 4A Division I state title his senior year after one of the best receiving seasons in recent memory ... led the nation in receiving yards after catching 93 passes for 2,140 yards and 31 touchdowns as a senior ... caught nine passes for 187 and three touchdowns, while rushing for another in the state title game alone to push Stephenville past Austin LBJ for a perfect 16-0 record ... also rushed for 213 yards and four touchdowns as a senior to finish with 2,662 all-purpose yards ... was a first team All-State honoree by the Texas Sports Writers Association (TSWA) ... tabbed the District 5-4A Offensive MVP as a senior and was a first team pick as a junior in 2020 ... previously helped lead Stephenville to the area round of the playoffs as a junior after hauling in 82 passes for 854 yards and seven touchdowns ... was a two-way player during most of his high school career, also earning second team All-District 5-4A honors as a defensive utility player as a sophomore in 2019 ... also competed in track and field, placing first in the district finals in the long and triple jump ... consensus three-star prospect by the likes of 247Sports, ESPN and Rivals ... **CHOSE TEXAS TECH OVER:** North Texas, TCU and Washington State, among others.

PERSONAL

Coy Eakin ... son of Mark and Kelly Eakin ... has one sibling, Caitlin ... father is the head rodeo coach at Tarleton State in Stephenville and held the same position previously at West Texas A&M in Canyon ... enjoys fishing, hunting and playing golf ... a kinesiology major at Texas Tech.



GAGE ELDER

LB | 5-11 | 225 | So. | 3rd Yr.
Rockwall, Texas | Rockwall HS
Career Games: 0 / Career Starts: 0

48
YEARS OF ELIGIBILITY ENTERING SEASON: 3 | REDSHIRT AVAILABLE: NO
2022 SEASON (REDSHIRT FRESHMAN)

Did not see any game action as a redshirt freshman ... scout team member ... recognized on the Academic All-Big 12 first team for his work in the classroom.

2021 SEASON (FRESHMAN)

Redshirt season ... scout team member ... did not see any game action.

HIGH SCHOOL

Attended Rockwall High School in his hometown of Rockwall, Texas ... was unanimously awarded District 10-6A Defensive MVP after making 118 tackles, 16.0 tackles for loss, 2.0 sacks and an interception as a senior ... was also a second team All-Area selection that same year by the *Dallas Morning News* ... an honorable mention All-State honoree by the Texas Sports Writers Association (TSWA) ... helped lead Rockwall to the Class 6A Division I state semifinals his junior season.

PERSONAL

Gage Elder ... son of Eric Elder and Dena Elder ... has three siblings, Mike Mack, Lawson Ayo, and Grayson Elder ... both his dad and brother Lawson were student-athletes in college ... majoring in university studies at Texas Tech.

PREVIEW

RED RAIDERS

STAFF

'22 REVIEW

HISTORY

RECORDS

TEXAS TECH

**JACK
ESPARZA**TE | 6-4 | 240 | R-Fr. | 2nd Yr.
Austin, Texas | St. Michael's Catholic
Career Games: 0 / Career Starts: 0**83**

YEARS OF ELIGIBILITY ENTERING SEASON: 4 | REDSHIRT AVAILABLE: NO

2022 SEASON (FRESHMAN)

Redshirt season ... did not see any game action ... scout team member.

HIGH SCHOOL

Attended St. Michael's Catholic School in Austin, Texas ... was a TAPPS Division II second team All-State secondary selection as a senior and an honorable mention choice as a wide receiver ... was a first team All-District pick at both wide receiver and defensive back the same season ... had 33 receptions for 785 yards and 14 touchdown catches his senior year ... also competed in track and field during high school career ... part of the TAPPS 5A State Championship team in the 4x400 relay as only a freshman.

PERSONAL

Jack Esparza ... son of John Esparza and Leah Esparza ... has two brothers, Josh and Jake ... both parents received their degrees from Texas Tech ... his uncle played football and ran track for Air Force ... enjoys watching movies and fishing ... pursuing a degree in communications from Texas Tech.

**CHARLES
ESTERS III**DLB | 6-3 | 260 | So. | 3rd Yr.
Cedar Hill, Texas | Cedar Hill HS
Career Games: 1 / Career Starts: 0**11**

YEARS OF ELIGIBILITY ENTERING SEASON: 3 | REDSHIRT AVAILABLE: NO

2022 SEASON (REDSHIRT FRESHMAN)

Appeared in one game as a redshirt freshman ... made his first collegiate tackle in the season opener against Murray State (9/3) ... scout team member ... **AWARDS AND HONORS:** recognized on the Academic All-Big 12 first team for his work in the classroom.

2021 SEASON (FRESHMAN)

Redshirt season ... scout team member ... did not see any game action.

HIGH SCHOOL

Attended Cedar Hill High School in his hometown of Cedar Hill, Texas ... named a candidate for High School All-America accolades by Sports Illustrated prior to his senior season ... helped Cedar Hill to the District 11-6A Division II title and an appearance in the state finals as a senior ... part of a Cedar Hill defense that notched two shutout wins on its way to the state finals ... was a second team All-State selection by the Texas Sports Writers Association (TSWA) ... unanimous first team All-District 11-6A honoree in 2020 after totaling 60 tackles, including 12 sacks ... previously helped lead Cedar Hill to a 9-3 record as a junior and an appearance in the area round of the Class 6A Division II playoffs ... garnered second team All-District 7-6A honors that season ... found the quarterback 14 times for a sack as a junior ... consensus three-star prospect by the likes of ESPN, Rivals and 247Sports ... ranked as the No. 65 strong-side defensive end in the country by 247Sports ... **CHOSE TEXAS TECH OVER:** Air Force, Army, Colorado State, Illinois State, Kansas, Missouri State, North Texas, Toledo and UTSA.

PERSONAL

Charles Esters III ... born to Charles Esters, Jr., and Latasha Esters ... has a sister, Christina ... a management major at Texas Tech.

**NATE
FLOYD**DB | 6-0 | 190 | R-Jr. | 4th Yr. | 1L
College Station, Texas | A&M Consolidated HS
Career Games: 14 / Career Starts: 0**4**

YEARS OF ELIGIBILITY ENTERING SEASON: 3 | REDSHIRT AVAILABLE: NO

2023 SEASON (REDSHIRT JUNIOR)

Returned to defensive back during spring football after 2022 season at wide receiver.

2022 SEASON (JUNIOR)

Redshirt season ... moved to the wide receiver room during spring practice prior to his junior season ... appeared in two games on the season, which came in the season opener against Murray State (9/3) and the TaxAct Texas Bowl win over Ole Miss ... inserted as a wide receiver late in the win over the Racers to start the season ... actually trained as both a wide receiver and a defensive back during bowl prep due to Texas Tech's lack of depth in the secondary ... ultimately utilized on special teams in the win over the Rebels ... standout on scout team who was called upon to impersonate mobile quarterbacks throughout the year.

2021 SEASON (SOPHOMORE)

Appeared in 11 games as either a backup in the secondary or on special teams as a second-year Red Raider ... labeled one of the top up-and-coming members of the secondary throughout preseason camp and during the season ... made three tackles overall with two coming at Kansas (11/16) and the other at West Virginia (10/2) ... credited with appearing in 80 snaps on special teams with the majority coming on kickoff coverage ... also a key member of the punt return unit.

2020 SEASON (FRESHMAN)

Made one appearance as a true freshman, which came against Oklahoma (10/31) ... member of the dress roster throughout the season.

HIGH SCHOOL

Attended A&M Consolidated High School in College Station, Texas ... multi-sport athlete who played on both sides of the ball during his four years on the varsity squad ... garnered first team All-District 10-5A honors at wide receiver, defensive back and as a kick returner as a senior in 2019 ... earned first team All-District honors at both defensive back and as a kick returner as a junior ... tallied two interceptions and five tackles as a defensive back during his junior year ... also recorded 155 punt return yards on eight attempts, averaging 19.4 yards per return with a touchdown in his junior campaign ... had six interceptions and six pass deflections as a sophomore ... was a 5A regional qualifier in the triple jump as a junior ... three-star prospect according to 247Sports, ESPN and Rivals ... ranked as the No. 68 cornerback in the 2020 class by 247Sports ... **CHOSE TEXAS TECH OVER:** Arizona, Colorado, Kansas, Kansas State, Houston, Missouri, North Texas, Syracuse and Utah.

PERSONAL

Nathanael Floyd ... son of Angelia Taylor ... one of five siblings ... brother to Skyler Wells, Darius Floyd, Phillip Floyd and Brittany Gooden ... a university studies major.

CAREER STATS

PARTICIPATION	2020	2021	2022	CAREER							
GP/GS	1/0	11/0	2/0	14/0							
TACKLES	GP	UA	A	Total	TFL	Yds	PD	FF	FR	Blkd	QBH
2020	1	0	0	0	0.0	0	0	0	0	0	0
2021	11	3	0	3	0.0	0	0	0	0	0	0
2022	2	0	0	0	0.0	0	0	0	0	0	0
Totals	14	3	0	3	0.0	0	0	0	0	0	0



LOIC FOUONJI

WR | 6-4 | 215 | Sr. | 4th Yr. | 3L
Midland, Texas | Midland HS
Career Games: 32 / Career Starts: 4

19

YEARS OF ELIGIBILITY ENTERING SEASON: 2 | REDSHIRT AVAILABLE: YES

2022 SEASON (JUNIOR)

Put together his best season thus far as a Red Raider as a junior ... appeared in all 13 games as an outside wide receiver with three starts ... his two starts came in the first two games of the season as well as the bowl game ... closed the season fourth on the team in receiving after totaling 34 catches for 451 yards and three touchdowns ... more than doubled his receiving yards from his 2021 redshirt freshman season ... was tied for second overall on the team for receiving touchdowns ... had at least one catch in 10 games and recorded multiple receptions in nine of those contests ... recorded a pair of 100-yard performances, the first two of his career ... more than half of his 34 catches, 18 to be exact, went for at least 10 yards ... averaged 13.3 yards per catch, which ranked third on the team among those with at least 10 receptions ... recorded five receptions that went at least 20 yards with four of those resulting in 30 or more yards ... credited with appearing in 385 offensive snaps by Pro Football Focus, which was fifth among wide receivers ... utilized on kickoff return late in the season with an additional 40 snaps ... time on kickoff return resulted in a touchdown of his own via a 44-yard return in the bowl game ... **IN NCAA RANKINGS:** ended the year as one of 29 players in the FBS with a kickoff return for a touchdown ... ranked tied for second nationally in the category ... **IN BIG 12 RANKINGS:** one of only two conference players to return a kickoff for a touchdown, joining Oklahoma State's Jaden Nixon ... was also 15th in the league for yards per reception (13.3) ... **SEASON HIGHLIGHTS:** surpassed the 100-yard mark for the first time in his career in the season opener versus Murray State, finishing with four catches for 110 yards and two touchdowns ... was also the first multi-touchdown game of his career ... scored Texas Tech's first touchdown of the season on a 30-yard strike from Tyler Shough to wrap the Red Raiders' opening drive ... found the end zone again early in the second quarter on a 39-yard touchdown reception from Donovan Smith, his longest catch of the season ... three of his four catches in the win went for at least 30 yards ... had three catches for 30 yards the next week in the overtime win over Houston (9/10) and then two receptions for 28 yards in the non-conference finale at N.C. State (9/17) ... made his first catch during Big 12 play at Kansas State (10/1), finishing with three catches for 24 yards ... followed with two catches for 14 yards at Oklahoma State (10/8) and then three receptions for 25 yards and a touchdown in win over West Virginia (10/22) ... touchdown came via a 12-yard strike from Behren Morton midway through the third quarter that all put the game away with a 31-3 lead ... had two strong performances late in the season with five receptions for 52 yards against Kansas (11/12) and then four catches for 61 yards in overtime victory over Oklahoma (11/26) ... had a deep catch over the middle for 34 yards versus the Sooners that led to a Red Raider touchdown a few plays later on Texas Tech's first drive of the second quarter ... made a key fourth down catch late in the fourth quarter for 14 yards that extended Texas Tech's drive, setting up a Trey Wolff field goal to tie the game with three seconds remaining ... **AWARDS AND HONORS:** recognized on the Academic All-Big 12 first team.

2021 SEASON (SOPHOMORE)

Continued to be a key part of the wide receiver rotation as a sophomore ... appeared in 10 games with one start overall, which marked the first of his career ... missed three of the last four games of the season with an injury ... hauled in eight passes for 168 yards and a touchdown, the majority of which came in Big 12 play ... in fact, all eight catches came over a five-game stretch starting with Florida International (9/18) ... key contributor on special teams as well with 85 snaps, which occurred either on kickoff return or kickoff coverage units ... **SEASON HIGHLIGHTS:** made his first catch of the season on a 12-yard gain in the win over FIU ... followed with two grabs for a career-high 78 yards and a touchdown the next week at Texas (9/25) ... touchdown came on a 69-yard strike from Henry Colombi midway through the third quarter, marking his longest career reception to date ... was the second touchdown catch of his career ... on the receiving end of a pair of catches the following week at West Virginia (10/2) and again at Kansas (10/16) ... finished with 50 yards through the air in the win over the Mountaineers and then 14 versus Kansas ... credited with playing a season-high 43 snaps in the West Virginia game ... only other catch on

the year came between those two games on a 14-yard gain against TCU (10/9) ... held out of the Iowa State (11/13) win as well as the regular-season finale at Baylor (11/27) and the AutoZone Liberty Bowl versus Mississippi State (12/28) ... **AWARDS AND HONORS:** recognized for work in the classroom as part of the Academic All-Big 12 first team.

2020 SEASON (FRESHMAN)

Part of the wide receiver rotation as only a true freshman ... appeared in nine games as a backup at the outside receiver spots ... missed only the season opener against Houston Baptist ... caught five passes on the year for 69 yards and a touchdown ... also saw time on select special teams ... **SEASON HIGHLIGHTS:** made first career catch as a Red Raider on an eight-yard strike at Kansas State (10/3) ... recorded first career multi-catch game a few weeks later with two receptions for 25 yards against Oklahoma (10/31) ... final two receptions on the year came at Oklahoma State (11/28) where he finished with 36 yards and a touchdown ... found the end zone for the first time in his career on an impressive 31-yard grab from Alan Bowman late in the fourth quarter.

HIGH SCHOOL

Attended Midland Lee High School in Midland, Texas ... regarded as one of the best playmakers in the state of Texas following a strong senior season ... arrived in Lubbock after catching 40 touchdown passes over his three high school seasons, including 22 as a senior ... closed 2019 season with 73 catches for 1,471 yards en route to leading Midland Lee to the Class 6A Division I regional finals ... named the District 2-6A Co-Offensive Player of the Year along with fellow signee Donovan Smith of Freshship ... was also a first team All-District honoree at wide receiver ... raised his profile as a junior with 51 receptions for 903 yards and 13 touchdowns ... previously hauled in 18 passes for 407 yards and five touchdowns as a sophomore in 2017 ... four-star prospect according to both ESPN and 247Sports ... listed as a three-star recruit by Rivals ... ranked as the No. 18 wide receiver in the country by 247Sports and No. 120 among its best players nationally at any position ... publication listed the wideout as its 17th-best player in Texas ... listed as the No. 52 wide receiver in the country by ESPN and at No. 53 by 247Sports Composite Rankings ... **CHOSE TEXAS TECH OVER:** Arizona, Arkansas, Baylor, Colorado, Indiana, Kansas, Oklahoma State, SMU, Texas, Texas A&M, USC.

PERSONAL

Loic Fouonji (Fun-G) ... son of Edith and Alexis Fouonji ... middle of three children ... born in the country of Cameroon before moving to the United States at the age of eight ... an information technology major at Texas Tech.

PARTICIPATION	2020	2021	2022	CAREER
GP/GS	9/0	10/1	13/3	32/4

CAREER STATS

RECEIVING	G	Rec	Yds	TD	Lg	Rec/G	Avg/C	Avg/G
2020	9	5	69	1	31	0.6	13.8	7.7
2021	10	8	168	1	69	0.8	21.0	16.8
2022	13	34	451	3	39	2.6	13.3	34.7
Totals	32	47	688	5	69	1.4	14.6	21.5

2022 GAME-BY-GAME

Opponent	GS	Rec	Yds	TD	Avg	LG	Rush	Yds	TD
Murray State	*	4	110	2	27.5	39	0	0	0
Houston	*	3	30	0	10	13	0	0	0
at NC State		2	28	0	14	18	0	0	0
Texas		0	0	0	0	0	0	0	0
at Kansas State		3	24	0	8	10	0	0	0
at Oklahoma State		2	14	0	7	7	0	0	0
West Virginia		3	25	1	8.3	12	0	0	0
Baylor		0	0	0	0	0	0	0	0
at TCU		1	7	0	7	7	0	0	0
Kansas		5	52	0	10.4	18	0	0	0
at Iowa State		0	0	0	0	0	0	0	0
Oklahoma		4	61	0	15.3	34	0	0	0
vs. Ole Miss	*	7	100	0	14.3	27	0	0	0
Totals		34	451	3	13.3	39	0	0	0

PREVIEW

RED RAIDERS

STAFF

'22 REVIEW

HISTORY

RECORDS

TEXAS TECH

2021 GAME-BY-GAME

Opponent	GS	Rec	Yds	TD	Avg	LG	Rush	Yds	TD
vs. Houston		0	0	0	0	0	0	0	0
Stephen F. Austin		0	0	0	0	0	0	0	0
FIU	1	12	0	12.0	12		0	0	0
at Texas	2	78	1	39.0	69		0	0	0
at West Virginia	*	2	50	0	25.0	46	0	0	0
TCU	1	14	0	14.0	14		0	0	0
at Kansas	2	14	0	7.0	8		0	0	0
Kansas State	0	0	0	0.0	0		0	0	0
at Oklahoma	0	0	0	0.0	0		0	0	0
Oklahoma State	0	0	0	0.0	0		0	0	0
at Baylor	<i>DNP-injured</i>								
vs. Mississippi State	<i>DNP-injured</i>								
Totals	8	168	1	21.0	69		0	0	0

2020 GAME-BY-GAME

Opponent	GS	Rec	Yds	TD	Avg	LG	Rush	Yds	TD
Houston Baptist	<i>DNP</i>								
Texas	0	0	0	0.0	0		0	0	0
at Kansas State	1	8	0	8.0	8		0	0	0
at Iowa State	0	0	0	0.0	0		0	0	0
West Virginia	0	0	0	0.0	0		0	0	0
Oklahoma	2	25	0	12.5	22		0	0	0
at TCU	0	0	0	0.0	0		0	0	0
Baylor	0	0	0	0.0	0		0	0	0
at Oklahoma State	2	36	1	18.0	31		0	0	0
Kansas	0	0	0	0.0	0		0	0	0
Totals	5	69	1	13.8	31		0	0	0

for third-longest in HCU history, and 8-of-9 on extra points against Texas Southern (9/28) ... tied the school record by hitting three field goals, including a long of 49 yards, against UIW (10/5).

HIGH SCHOOL

Attended Pearce High School in the Dallas-Fort Worth metroplex ... a successful dual sport athlete in both football and soccer ... was a first team All-District 8-6A selection as a senior ... garnered second team All-State honors by the Associated Press Sports Editors and earned honorable mention All-State accolades by the Texas Sports Writers Association (TSWA) ... made all 53 extra points and was 7-of-7 on field goal attempts, including a long of 49 yards as a senior ... successful on three 40-plus yard field goals in a playoff win over Cedar Hill, pushing Pearce to the Class 6A area round his senior year in 2018 ... tabbed Pearce's Special Teams Player of the Year following the season ... was the District MVP for his play on the soccer field.

PERSONAL

Gino Garcia ... son of Congino Garcia and Maria Sandra Long ... has one older brother, Michael Garcia, and one younger sister, Daisy Garcia ... brother played soccer at nearby West Texas A&M University in Canyon ... some of Gino's hobbies include watching soccer and spending time with his family ... majoring in university studies at Texas Tech.

CAREER STATS

PARTICIPATION	2019*	2020*	2021*	2022	CAREER
GP/GS	12/0	4/0	10/0	3/0	29/0

* at Houston Christian

FIELD GOALS

	G	Made	Att	Lg	Pct
2019 (HCU)	12	18	26	54	69.2
2020 (HCU)	4	5	10	50	50.0
2021 (HCU)	13	9	10	59	90.0
2022 (TTU)	3	0	1	0	0.0
TOTALS	29	32	47	59	68.0

SCORING

	G	TD	Rush	Pass	Retn	PAT	2PAT	FG	Total	Avg/G
2019 (HCU)	12	0	0	0	0	47	0	18	101	8.4
2020 (HCU)	4	0	0	0	0	16	0	5	31	7.8
2021 (HCU)	13	0	0	0	0	21	0	9	48	4.8
2022 (TTU)	3	0	0	0	0	7	0	0	7	2.3
TOTALS	29	0	0	0	0	91	0	32	187	6.4



GINO GARCIA

K | 6-2 | 215 | R-Sr. | 5th Yr. (2nd at Tech)
Richardson, Texas | Pearce HS | Houston Christian
Career Games: 29 / Career Starts: 0

99

YEARS OF ELIGIBILITY ENTERING SEASON: 2 | REDSHIRT AVAILABLE: NO

2022 SEASON (SENIOR)

Redshirt season ... appeared in three games during debut season as a Red Raider ... was neck-and-neck with eventual starter Trey Wolff for field goal duties coming out of preseason camp ... split duties over the first two games of the year ... finished a perfect 7-of-7 on PATs and 0-1 on field goal attempts ... was a perfect 4-for-4 on PATs in the season opener versus Murray State (9/3) ... followed by going 2-for-2 on PATs the next week against Houston (9/10) but missed his lone field goal try from 46 yards ... only other appearance on the year came late in the rout of West Virginia (10/22) with a successful PAT.

PRIOR TO TEXAS TECH

Transferred to Texas Tech following three seasons at Houston Christian ... arrived at Texas Tech with two full seasons of eligibility remaining because of the free year the NCAA gave all players for the COVID-disrupted 2020 season ... made 32-of-46 field goals the past three seasons at Houston Baptist ... **2021 SEASON (JUNIOR)**: was a first-team honoree on the All-Southland Conference team ... made 9-of-10 field goals, including ones from 59 and 48 yards ... saw action in 10 games ... **2020 SEASON (SOPHOMORE)**: played in all four games ... went 5-of-10 on field goal attempts and 16-of-16 on extra points ... went 2-for-2, including a 44-yarder, and made all three extra points in a 35-33 loss at Texas Tech (9/12) ... hit a season-long 50-yard field goal at North Texas (9/5) ... **2019 SEASON (FRESHMAN)**: appeared in all 12 games as a true freshman, hitting multiple field goals in seven contests ... made 18-of-26 field goals and 47-of-51 extra points to lead the Huskies with 101 points ... ranked second in the Southland Conference with 8.4 points per game, the most among the league's kickers ... set HCU records for single-season scoring, field goals made and attempted and extra points made and attempted ... after missing his first attempt of the season from 23 yards, made his last 11 between 20-39 yards ... hit 5-of-8 between 40-49 yards and 2-of-6 from beyond 50 yards ... went 2-of-2 on field goal attempts, including a 51-yarder, and 6-of-6 on extra points against Northwestern State (9/21) to earn Southland Conference Special Teams Player of the Week ... earned his second-straight SLC weekly honor, going 2-of-3 on field goals, including a career-long 54-yarder, tying



JAMES GRANDO

DB | 6-2 | 225 | R-Jr. | 4th Yr. (2nd at Tech)
Arlington, Texas | Lamar HS | Cisco College
Career Games: 0 / Career Starts: 0

37

YEARS OF ELIGIBILITY ENTERING SEASON: 3 | REDSHIRT AVAILABLE: NO

2022 SEASON (JUNIOR)

Redshirt season ... did not see any game action ... scout team member.

PRIOR TO TEXAS TECH

Played two seasons at Cisco Junior College prior to transferring to Texas Tech ... saw action in a total of 15 games for the Wranglers, making 19 tackles during that span, including one for a loss ... majority of that total came during his 2021 sophomore campaign, which featured 18 tackles ... freshman season included one tackle and a fumble recovery ... helped block a kick during his sophomore season as well ... transferred to Texas Tech prior to spring practices in 2022.

HIGH SCHOOL

Attended Arlington Lamar High School in the Dallas-Fort Worth metroplex ... helped lead the Vikings to the second and third rounds of the playoffs his junior and senior seasons ... was an All-District selection ... also an accomplished track and field athlete as a state qualifier in the long jump ... was selected to compete at the Junior Olympics in the event ... received one scholarship offer out of high school to Illinois State.

PERSONAL

James Grando ... son of Princess Hayes, who is a dietitian ... has one older brother, Ahmad ... in his free time, enjoys watching anime ... aspires to own his own company one day ... pursuing his degree in business management from Texas Tech.



DREW HOCUTT

WR | 6-0 | 190 | Jr. | 4th Yr. (2nd at Tech) | 1L
Lubbock, Texas | Freshship HS | Angelo State
Career Games: 16 / Career Starts: 0

82

YEARS OF ELIGIBILITY ENTERING SEASON: 3 | REDSHIRT AVAILABLE: NO

2022 SEASON (REDSHIRT SOPHOMORE)

Appeared in 12 of 13 games during first season as a Red Raider ... missed only Texas Tech's overtime win over Houston early in the season ... regular on special teams as a contributor on punt return as well as kickoff coverage ... able to serve as the main punt returner and along front line as a blocker ... caught one pass as a wide receiver, which went for 11 yards in the season opener against Murray State (9/3) ... scout team member.

PRIOR TO TEXAS TECH

Arrived at Texas Tech at the start of the 2022 spring semester following two years at Angelo State University ... will have four years to play three seasons as a Red Raider ... appeared in four games overall during his tenure at Angelo State, all of which came during the 2021 season ... hauled in five receptions during his Angelo State career, totaling 80 yards through the air ... best performance came against Simon Fraser (10/23) with two catches for 50 yards ... also had two catches the next week at Eastern New Mexico (10/3), resulting in 17 yards ... final catch came at Texas A&M-Kingsville, which went for 13 yards ... played in a total of four games in 2021 ... did not see any action during the COVID-shortened 2020 campaign.

HIGH SCHOOL

Attended Freshship High School in the Lubbock area ... was a three-year starter for the Tigers, helping lead Freshship to the Class 6A playoffs as a senior ... teammate of former Red Raider quarterback Donovan Smith his senior year ... was a unanimous All-District 2-6A first team selection that season after hauling in 59 passes for 947 yards and nine touchdowns ... previously caught 51 passes for 641 yards and five touchdowns as a junior in 2018 ... started that season with an impressive 12 receptions for 200 yards in Freshship's season opener at Amarillo High ... part of the receiver rotation as a sophomore before season was cut short due to injury ... key member of the Freshship men's soccer program during prep career.

PERSONAL

Drew Phillips Hocutt ... son of Kirby and Diane Hocutt ... father serves as Texas Tech's Director of Athletics and was an All-Big 8 linebacker himself as a football student-athlete at Kansas State University ... has a younger brother, Brooks ... business management major at Texas Tech.

PARTICIPATION	2020*	2021*	2022	CAREER
GP/GS	0/0	4/0	12/0	16/0

* at Angelo State



BROOK HONORE JR.

P | 6-0 | 185 | R-Fr. | 2nd Yr.
Manvel, Texas | Manvel HS
Career Games: 0 / Career Starts: 0

37

YEARS OF ELIGIBILITY ENTERING SEASON: 4 | REDSHIRT AVAILABLE: NO

2022 SEASON (FRESHMAN)

Redshirt season ... did not see any game action ... scout team member.

HIGH SCHOOL

Attended Manvel High School in his hometown of Manvel, Texas ... selected to the Class 5A All-State second team by the Texas Sports Writers Association (TSWA) ... was an All-State first team pick by SBLive.com ... garnered first team All-East Texas honors ... All-Greater Houston first team selection ... had 38 punts for 1,583 yards (41.7 average) with 20 kicks that landed inside the 20-yard line during senior season ... Manvel was a combined 32-7 overall during his prep career, claiming two regional titles and an area crown during that time.

PERSONAL

Brook Honore' Jr. ... son of Brook Honore' Sr. and Sherry Honore' ... has two older sisters, Natalie and Erica ... Natalie played volleyball at Louisiana Tech from 2018-21 ... enjoys playing golf, fishing and hunting ... majoring in marketing.



MAURION HORN

DB | 5-11 | 180 | R-Fr. | 2nd Yr.
Broken Arrow, Okla. | Broken Arrow HS
Career Games: 0 / Career Starts: 0

22

YEARS OF ELIGIBILITY ENTERING SEASON: 4 | REDSHIRT AVAILABLE: NO

2022 SEASON (FRESHMAN)

Redshirt season ... did not see any game action ... scout team member.

HIGH SCHOOL

Attended Broken Arrow High School in his hometown of Broken Arrow, Okla. ... two-way player splitting time as a running back and defensive back during prep career ... helped lead Broken Arrow to the state semifinals both his sophomore and senior seasons and the state quarterfinals as a junior in 2020 ... the Tigers won the Class 6A Division I state title his freshman year ... tabbed the District 1-6A Offensive Player of the Year as a senior after recording 1,349 rushing yards in 12 games, averaging 112.4 yards per game ... ran for 1,079 yards and 13 total touchdowns as a junior, while adding 36 tackles and five pass deflections ... a 2022 Under Armour All-American Game participant ... selected to play in the Oklahoma Coaches Association All-Star Game following senior year ... also a member of the school's basketball program ... consensus four-star recruit by the likes of 247Sports, Rivals and ESPN ... recognized as the No. 27 cornerback in the 2022 class and the No. 5 player in the state of Oklahoma by ESPN ... member of the ESPN300 list at No. 220 overall ... ranked 10th nationally among athletes by Rivals and No. 5 in the state of Oklahoma ... was the No. 16 athlete in the country and No. 7 player in Oklahoma by 247Sports ... **CHOOSE TEXAS TECH OVER:** Arkansas, Baylor, Iowa State, Kansas, Michigan State, Nebraska, Oklahoma, Oklahoma State, Oregon, Texas and USC.

PERSONAL

Maurion Horn ... son of Maurice Horn and Deshawna Horn ... has three siblings, Maurice Jr., Mauricio, and Amani ... has not declared a major at Texas Tech.



LANDON HULLABY

DB | 6-0 | 205 | R-Fr. | 2nd Yr.
Mansfield, Texas | Timberview HS
Career Games: 1 / Career Starts: 0

23

YEARS OF ELIGIBILITY ENTERING SEASON: 4 | REDSHIRT AVAILABLE: NO

2022 SEASON (FRESHMAN)

Redshirt season ... appeared in one game on the season, which came via kickoff coverage against West Virginia (10/22) ... scout team member ... joined the Red Raiders in time for 2022 spring football.

HIGH SCHOOL

Attended Timberview High School in Mansfield, Texas ... easily among the top defensive back prospects in the Dallas-Fort Worth metroplex ... helped push Timberview to the Class 5A Division II regional finals both his junior and senior seasons ... named to the All-District 5-5A first team as a senior and the Whataburger Super Team by Dave Campbell's Texas Football ... garnered honorable mention All-State accolades by the Texas Sports Writers Association ... was previously a District 5-5A second team honoree as a junior after totaling 37 tackles, 4.0 tackles for loss and two interceptions ... tabbed the 6-5A Defensive Newcomer of the Year as a sophomore, his first season at Timberview after transferring from Dallas Bishop Dunne HS ... helped push Bishop Dunne to the TAPPS Division I state title in his lone season on varsity ... one of the final commits of Texas Tech's inaugural class under Joey McGuire ... listed as a four-star prospect by ESPN and a three-star prospect by the likes of 247Sports and Rivals ... received scholarship offers from nearly 30 programs across the country ... top-100 player in the state of Texas, ranking at No. 55 by ESPN, No. 74 by 247Sports, No. 77 by Rivals ... considered the No. 25 safety in the country by ESPN ... was also listed at No. 45 among safeties by Rivals and No. 52 by 247Sports ... ranked at No. 22 among prospects in the DFW area by the Dallas Morning News ... was the second-highest safety in the publication's rankings as well ... **CHOOSE TEXAS TECH OVER:** Arizona State, Arkansas, Auburn, Baylor, Cal, Colorado, Georgia Tech, Kansas, Kansas State, Memphis, Michigan, Missouri, Nebraska, Notre Dame, Oklahoma State, Ole Miss, SMU, TCU, Tennessee, Texas, USC, Utah, Vanderbilt, Washington and Washington State.

PERSONAL

Landon Hullaby ... son of Reginald and Mary Hullaby ... enjoys fishing in his spare time ... a sport management major at Texas Tech.



JAYLON HUTCHINGS

DL | 6-0 | 305 | S-Sr. | 6th Yr. | 4L
 Forney, Texas | Forney HS
 Career Games: 51 / Career Starts: 46

95

YEARS OF ELIGIBILITY ENTERING SEASON: 1 | REDSHIRT AVAILABLE: NO

2022 SEASON (SENIOR)

Among the top interior linemen in the country as a senior ... appeared and started in all 13 games, primarily at nose tackle ... one of six Red Raiders to start and play in all 13 games, including one of four to do so on the defensive side of the ball ... recorded 50 tackles on the year (30 solo), which included 5.5 tackles for loss and 1.5 sacks ... marked the most tackles in a season for his career ... able to force one fumble, recovery another and notch four quarterback hurries as well ... had a tackle in all 13 games and recorded four or more stops in eight different contests ... had two tackles on fourth downs for a Red Raider defense that was top 10 in the FBS for lowest conversion percentage ... was easily Texas Tech's highest-graded performer by Pro Football Focus at 84.5 overall ... was ranked ninth by the website among power-five interior defensive linemen and third overall in the Big 12 ... graded out at 70.0 or above in nine different games ... listed with 31 total pressures by PFF, which was tied for 19th among interior defensive linemen ... combined with Tony Bradford Jr. as one of only three FBS duos of interior linemen to record 30 or more pressures on the season according to PFF ... credited with appearing in 732 defensive snaps by PFF, which ranked seventh in the FBS among interior defensive linemen and second among power-five players ... also saw action in 56 snaps on special teams via either field goal block or punt return as well as two plays in the backfield on offense ... scored his first career touchdown in one of those two snaps in the running game as part of a goal line package versus Oklahoma ... **SEASON HIGHLIGHTS:** recorded at least three stops in each of the first four games of the season with three against Murray State (9/3), six versus Houston (9/10) and four at N.C. State (9/10) and in the Big 12 opener versus Texas (9/24) ... the Texas game started a three-game stretch with a quarterback hurry as well ... combined for five tackles in the back-to-back road trips at Kansas State (10/11) and Oklahoma State (10/8) with one versus the Wildcats and the other four against the Cowboys ... one of his stops at Oklahoma State ultimately went for a two-yard loss ... had three tackles in the win over West Virginia (10/22) as well as at TCU (11/5) with four stops versus Baylor (10/29) in between those two contests ... notched his first sack of the season versus the Horned Frogs, which stopped TCU in the red zone on fourth down late in the third quarter ... posted two tackles and recovered a late fumble in the win over Kansas (11/12), returning it eight yards to the Kansas eight yard line to set up a key Red Raider touchdown ... fumble recovery came via a key Jesiah Pierre sack on the first play of Kansas' drive after the Red Raiders connected on a field goal to take a 36-28 lead in the fourth quarter ... ensuing touchdown gave the Red Raiders a two-score lead with just over three minutes to play ... matched his season high with six tackles at Iowa State (11/19) with one going for a shared sack alongside Krishon Merriweather on the Cyclones' second drive of the game ... closed the regular season with four tackles and a quarterback hurry in the overtime victory over Oklahoma (11/26) ... once again among the top performers in the TaxAct Texas Bowl win over Ole Miss (12/28), matching his season high with six tackles, including one for a loss, to go along with a forced fumble ... would have likely been among the favorites for Defensive MVP honors had the award existed ... able to knock the ball loose from Ole Miss quarterback Jaxon Dart late in the second quarter, allowing Dadrion Taylor-Demerson to recover to give the Red Raiders strong field position for a final touchdown before the half ... also made a key fourth down stop at the line of scrimmage that pushed Ole Miss off the field in Texas Tech territory late in the third quarter ... **AWARDS AND HONORS:** an honorable mention All-Big 12 selection by the conference coaches ... picked to the All-Big 12 second team by Pro Football Focus by its performance metrics ... recognized for his work in the classroom as part of the Academic All-Big 12 first team ... **SENIOR DECISION:** elected to return to Texas Tech for a super senior season as part of the extra year of eligibility afforded by the COVID-shortened 2020 campaign.

2021 SEASON (JUNIOR)

Put together his best season to date as a junior ... led all defensive linemen in total tackles after starting in all 13 games ... one of four defensive players to start in all 13 games, joining Colin Schooler, Riko Jeffers and fellow defensive lineman Tyree Wilson ... totaled 47 tackles (22 solo) from his spot on the interior, including 6.5 that went for a loss ... ranked third on the team for TFLs only behind Wilson and Colin Schooler ... of that total, 35 went for sacks, which finished tied for second on

the team with Tony Bradford Jr. ... saw a significant jump in defensive output as his 47 tackles and 6.5 TFLs were nearly twice his previous season high coming into the year ... shared at least one tackle for loss in six of 13 games overall ... was also in the back field to affect several passes with four quarterback hurries ... **SEASON HIGHLIGHTS:** recorded two tackles, including a key sack, in the Red Raiders' come-from-behind win at Houston (9/4) to start the season ... sack pushed Houston into a 3rd-and-28 attempt and an eventual punt on its first possession of the second half ... set a career high with 2.0 tackles for loss as part of five stops the next week against Stephen F. Austin (9/11) ... one of those TFLs went for a six-yard loss ... closed non-conference play with three tackles in the win over Florida International (9/18) ... combined for six tackles over the first two weeks of Big 12 play with two at Texas (9/25) and four at West Virginia (10/2) ... performance at West Virginia include a sack just before halftime that helped give the Red Raiders the ball back in time for an eventual Jonathan Garibay field goal ... set a career high with seven tackles a week later against TCU (10/9), which included a shared tackle for loss ... totaled five stops combined the next two games with two at Kansas (10/16) and three versus Kansas State (10/23) ... limited to only one stop at Oklahoma (10/30) to go along with a quarterback hurry, his second-consecutive game to rush the passer ... notched four tackles in each of the following two games against Iowa State (11/13) and Oklahoma State (11/20) ... performance in the win over Iowa State featured 1.5 tackles for loss, which included a shared sack ... joined Tony Bradford Jr. in planting Brock Purdy for a four-yard sack late in the second quarter ... closed the regular season by matching his career high from only a few weeks prior with seven tackles at Baylor (11/27) ... secured three tackles in Texas Tech's victory over Mississippi State (12/28) in the AutoZone Liberty Bowl ... **AWARDS AND HONORS:** honorable mention All-Big 12 selection by the conference coaches ... recognized for his work in the classroom as part of the Academic All-Big 12 first team.

2020 SEASON (SOPHOMORE)

Remained a mainstay in the middle of the defensive line as a sophomore ... started in all 10 games at nose tackle ... one of five sophomores named to the captains circle in a vote of their teammates ... totaled 23 tackles (15 solo) on the year, including 3.0 that went for a loss and 1.0 sack ... also had a quarterback hurry and a blocked kick ... ranked second on the team among defensive linemen for tackles, trailing only Tony Bradford Jr. ... recorded at least one tackle in every game and had two or more in eight different games overall ... one of three Red Raiders to block a kick during the season ... **SEASON HIGHLIGHTS:** began the year with a season-high four tackles in the season-opening win over Houston Christian (9/12) ... finished one tackle shy of his career high that was set as a redshirt freshman ... performance also included his lone sack of the season, which resulted in a five-yard loss ... sack helped set a new career high with 1.5 tackles for a loss ... posted two tackles in each of the first two Big 12 contests against Texas (9/26) and at Kansas State (10/3) ... had one tackle the next week at Iowa State (10/10) before responding with two tackles each of the next three games against West Virginia (10/24), Oklahoma (10/31) and at TCU (11/7) ... shared a tackle for a loss versus the Sooners and also had his lone quarterback hurry on the year ... got his hands on a 41-yard field goal attempt early in the fourth quarter against TCU, marking the first blocked kick of his career ... marked the third blocked kick of the season by a Red Raider ... notched three tackles in the come-from-behind win over Baylor (11/14) and then made one stop at Oklahoma State (11/28) ... closed the season by matching his season high with four tackles in the win over Kansas (12/5), which included his final tackle for a loss ... **AWARDS AND HIGHLIGHTS:** tabbed to the Academic All-Big 12 second team for a second-consecutive year.

2019 SEASON (REDSHIRT FRESHMAN)

Became a consistent presence on the defensive line as only a redshirt freshman ... saw action in all 12 games with 10 starts at nose tackle ... actually started in each of the final 10 games ... developed into one of Texas Tech's top underclassmen on the defensive side of the ball ... trailed only senior Broderick Washington Jr. for tackles among defensive linemen after recording 27 on the year (18 solo) ... total included 3.5 tackles that went for a loss, including 1.5 sacks ... also added two quarterback hurries and a forced fumble ... turned heads as a potential threat on special teams after rushing for nine yards on two fake punt attempts ... **SEASON HIGHLIGHTS:** opened the year with three tackles, including a shared takedown behind the line of scrimmage against Montana State (8/31) ... followed with two tackles the next week at UTEP (9/7) before closing non-conference play with a career-high five at Arizona (9/14) ... notched his first career sack and full tackle for a loss against the Wildcats, resulting in a two-yard loss ... did not record any stats defensively but did help the Red Raiders successfully pull off a fake punt attempt with a six-yard carry up the middle in the second quarter at Oklahoma (9/28) ... posted two tackles in each of the next two games against Oklahoma

State (10/5) and at Baylor (10/12) ... shared a tackle for a loss in both of those games as well ... found Oklahoma State quarterback Spencer Sanders around the same time as Eli Howard for a sack that popped the ball loose ... was credited for the forced fumble on the play, the first of his career ... provided the Red Raiders with great field position, resulting in a field goal to take an early 3-0 lead ... sack was one of seven on the day against the Cowboys, the most for the Red Raiders since 2009 ... had one tackle against both Iowa State (10/19) and in the win at West Virginia (11/9) ... posted three tackles in three of the final five games against Kansas (10/26), TCU (11/16) and at Texas (11/29) ... recorded two tackles during that stretch in the home finale against Kansas State (11/23) ... performance against Kansas included his final tackle for a loss, which resulted in four yards ... **AWARDS AND HONORS:** garnered second team Academic All-Big 12 accolades.

2018 SEASON (FRESHMAN)

Redshirt season ... appeared in three games on the season ... recorded two tackles overall, both of which came against Kansas (10/20) ... also made appearances versus Lamar (9/8) and Baylor (11/24).

HIGH SCHOOL

Attended Forney High School in Forney, Texas ... signed National Letter of Intent with Texas Tech during the early signing period ... lone defensive signee to ink with the Red Raiders during the early signing period ... enrolled at Texas Tech in time for the spring semester ... missed his senior season due to an injury ... was previously a two-way player as a running back and a defensive lineman for Forney ... still managed to record 170 tackles, including 33 for a loss, during his high school career ... posted 47 tackles, 11 of which went for a loss, and four sacks as a junior in 2016 ... spent significant time as Forney's running back that season, too, with 120 carries for 719 yards and six touchdowns ... previously notched 123 tackles, including 22 for a loss as a sophomore in 2015 ... big season also featured six sacks, three forced fumbles and two fumble recoveries, one of which that went for a touchdown ... garnered first team All-District honors on the defensive line as a junior ... was a second-team selection as a running back that same year ... named the District 12-5A Defensive Sophomore MVP as a sophomore in 2016 ... three-star prospect by both ESPN and 247Sports ... **CHOSE TEXAS TECH OVER:** Kansas State, New Mexico, North Texas, SMU and UConn.

PERSONAL

Jaylon Hutchings ... son of Felicia Hutchings-Marshall and Shon Marshall ... brother to Caden Marshall ... mother played D-II women's basketball at Southern Arkansas ... earned a bachelor's degree in kinesiology at Texas Tech ... earned a master's degree December 2022 in interdisciplinary studies at Texas Tech ... currently pursuing an essentials of business certificate.

CAREER STATS

TACKLES	GP	UA	A	Total	TFL	Yds	PD	FF	FR	Blkd	QBH
2018	3	1	1	2	0.0	0	0	0	0	0	0
2019	12	18	9	27	3.5	11	0	1	0	0	2
2020	10	15	8	23	3.0	9	0	0	0	1	1
2021	13	22	25	47	6.5	36	0	0	0	0	4
2022	13	30	20	50	5.5	19	0	1	1	0	4
TOTALS	51	86	63	149	18.5	75	0	2	1	1	11

SACKS

SACKS	G	UA	A	Total	Yds
2018	3	0	0	0.0	0
2019	12	1	1	1.5	4
2020	10	0	2	1.0	5
2021	13	3	1	3.5	27
2022	13	1	1	1.5	13
TOTALS	51	5	5	7.5	49

PARTICIPATION

PARTICIPATION	2018	2019	2020	2021	2022	CAREER
GP/GS	3/0	12/10	10/10	13/13	13/13	51/46

SINGLE-GAME CAREER HIGHS

CAREER HIGHS

Tackles:	7, 2x, last at Baylor (2021)*
Tackles For Loss:	2.0, vs. Stephen F. Austin (2021)
Sacks:	1.0, 6x, last at TCU (2022)*
Quarterback Hurries:	1, 11x
Forced Fumble:	1, 2x, last vs. Ole Miss (2022)*
Blocked Kick:	1, at TCU (2020)
Rush Attempts:	1, 3x, last vs. Oklahoma (2022)*

* Indicates most recent high

2022 GAME-BY-GAME STATS

Opponent	GS	UA	A	TOT	SACKS-YDS	TFL-YDS	FF	FR	INT	QBH
Murray State	*	2	1	3	0.0-0	1.0-2	0	0	0	0
Houston	*	4	2	6	0.0-0	0.5-1	0	0	0	0
at NC State	*	1	3	4	0.0-0	0.0-0	0	0	0	0
Texas	*	3	1	4	0.0-0	0.0-0	0	0	0	1
at Kansas State	*	1	0	1	0.0-0	0.0-0	0	0	0	1
at Oklahoma St.	*	1	3	4	0.0-0	1.0-2	0	0	0	1
West Virginia	*	1	2	3	0.0-0	0.0-0	0	0	0	0
Baylor	*	3	1	4	0.0-0	0.5-0	0	0	0	0
at TCU	*	3	0	3	1.0-8	1.0-8	0	0	0	0
Kansas	*	2	0	2	0.0-0	0.0-0	0	1	0	0
at Iowa State	*	2	4	6	0.5-5	0.5-5	0	0	0	0
Oklahoma	*	3	1	4	0.0-0	0.0-0	0	0	0	1
vs. Ole Miss	*	4	2	6	0.0-0	1.0-1	1	0	0	0
Totals		30	20	50	1.5-13	5.5-19	1	1	0	4

2021 GAME-BY-GAME STATS

Opponent	GS	UA	A	TOT	SACKS-YDS	TFL-YDS	FF	FR	INT	QBH
vs. Houston	*	1	1	2	1.0-11	1.0-11	0	0	0	0
Stephen F. Austin	*	3	2	5	1.0-6	2.0-9	0	0	0	0
FIU	*	1	2	3	0.0-0	0.0-0	0	0	0	0
at Texas	*	0	2	2	0.0-0	0.0-0	0	0	0	0
at West Virginia	*	2	2	4	1.0-8	1.0-8	0	0	0	0
TCU	*	1	6	7	0.0-0	0.5-2	0	0	0	0
at Kansas	*	2	0	2	0.0-0	0.0-0	0	0	0	0
Kansas State	*	3	0	3	0.0-0	0.0-0	0	0	0	1
at Oklahoma	*	0	1	1	0.0-0	0.0-0	0	0	0	1
Iowa State	*	2	2	4	0.5-2	1.5-6	0	0	0	0
Oklahoma State	*	2	2	4	0.0-0	0.0-0	0	0	0	0
at Baylor	*	2	5	7	0.0-0	0.5-1	0	0	0	1
vs. Mississippi St.	*	3	0	3	0.0-0	0.0-0	0	0	0	0
Totals		22	25	47	3.5-27	6.5-36	0	0	0	4

2020 GAME-BY-GAME STATS

Opponent	GS	UA	A	TOT	SACKS-YDS	TFL-YDS	FF	FR	INT	QBH
HBU	*	0	4	4	1.0-5	1.5-6	0	0	0	0
Texas	*	2	0	2	0.0-0	0.0-0	0	0	0	0
at Kansas St.	*	2	0	2	0.0-0	0.0-0	0	0	0	0
at Iowa St.	*	0	1	1	0.0-0	0.0-0	0	0	0	0
West Virginia	*	2	0	2	0.0-0	0.0-0	0	0	0	0
Oklahoma	*	0	2	2	0.0-0	0.5-2	0	0	0	1
at TCU	*	1	1	2	0.0-0	0.0-0	0	0	0	0
Baylor	*	3	0	3	0.0-0	0.0-0	0	0	0	0
at Oklahoma St.	*	1	0	1	0.0-0	0.0-0	0	0	0	0
Kansas	*	4	0	4	0.0-0	1.0-1	0	0	0	0
Totals		15	8	23	1.0-5	3.0-9	0	0	0	1

2019 GAME-BY-GAME STATS

Opponent	GS	UA	A	TOT	SACKS-YDS	TFL-YDS	FF	FR	INT	QBH
Montana St.		0	3	3	0.0-0	0.5-1	0	0	0	0
UTEP		1	1	2	0.0-0	0.0-0	0	0	0	0
at Arizona	*	5	0	5	1.0-2	1.0-2	0	0	0	0
at Oklahoma	*	0	0	0	0.0-0	0.0-0	0	0	0	0
Oklahoma St.	*	1	1	2	0.5-2	0.5-2	1	0	0	1
at Baylor	*	1	1	2	0.0-0	0.5-2	0	0	0	0
Iowa St.	*	0	1	1	0.0-0	0.0-0	0	0	0	0
at Kansas	*	3	0	3	0.0-0	1.0-4	0	0	0	0
at West Virginia	*	1	0	1	0.0-0	0.0-0	0	0	0	0
TCU	*	2	1	3	0.0-0	0.0-0	0	0	0	0
Kansas St.	*	2	0	2	0.0-0	0.0-0	0	0	0	1
at Texas	*	2	1	3	0.0-0	0.0-0	0	0	0	0
Totals		18	9	27	1.5-4	3.5-11	1	0	0	2

2018 GAME-BY-GAME STATS

Opponent	GS	UA	A	TOT	SACKS-YDS	TFL-YDS	FF	FR	INT	QBH
Lamar		0	0	0	0.0-0	0.0-0	0	0	0	0
Kansas		1	1	2	0.0-0	0.0-0	0	0	0	0
vs. Baylor		0	0	0	0.0-0	0.0-0	0	0	0	0
Totals		1	1	2	0.0-0	0.0-0	0	0	0	0



JACOBY JACKSON

OL | 6-6 | 320 | So. | 3rd Yr. | 1L
Arlington, Texas | Mansfield Summit HS
Career Games: 14 / Career Starts: 6

75

YEARS OF ELIGIBILITY ENTERING SEASON: 3 | REDSHIRT AVAILABLE: NO

2022 SEASON (REDSHIRT FRESHMAN)

Developed into a reliable option in the middle of the offensive line as a redshirt freshman ... appeared in 12 of 13 games with six starts, including in each of the final five games of the season ... missed only Texas Tech's overtime victory over Houston (9/10) early in the season ... made his first career start the following week at left guard in the road trip to N.C. State (9/17) ... moved over to start the final five games at right guard for the final five games of the year following the injury to Landon Peterson ... credited with playing in 718 offensive snaps according to Pro Football Focus, which ranked fifth among offensive players ... bulk of snaps were at right guard with 589 compared to only 129 at left guard ... graded out at 75.0 or better as a pass blocker in three of his final games as the starting right guard according to PFF ... graded out at 81.4 as a pass blocker at TCU (11/5) and 81.1 in the win over Kansas (11/12) ... the TCU game marked his best overall grade by the website at 68.7 ... surrendered only two sacks over 409 opportunities, finishing with a 97.8 pass blocking efficiency rating by PFF ... also a member of the Red Raiders' field goal protection unit throughout the season ... **AWARDS AND HONORS:** recognized for his work in the classroom as an Academic All-Big 12 first team honoree.

2021 SEASON (FRESHMAN)

Redshirt season ... appeared in two games overall after being inserted on the offensive line late in wins over Florida International (9/18) and at Kansas (10/16) ... member of the dress roster during the season ... scout team member.

HIGH SCHOOL

Attended Mansfield Summit High School in the Dallas-Fort Worth metroplex ... helped Summit reach the state semifinal round of the Class 5A Division I playoffs as a senior ... was a third team All-State selection that season by the Texas Sports Writers Association (TSWA) ... was a first team All-District 4-5A honoree as well ... previously garnered first team All-District 7-6A honors as a junior ... helped lead the Jaguars to a 7-4 record and a playoff berth ... two-sport athlete as a member of Summit's track and field program, competing in the shot put and discus ... consensus three-star prospect by the likes of ESPN, Rivals and 247Sports ... listed as the No. 74 offensive tackle in the country and the No. 135 player in Texas by 247Sports ... projected as an offensive guard by ESPN, ranking 29th nationally at the position and 86th among players in the state of Texas ... the No. 74 overall player in the DFW area, according to the Dallas Morning News ... had more than 40 offers from schools across country, including most of the Big 12 ... **CHOSE TEXAS TECH OVER:** Arizona, Arizona State, Baylor, Boise State, California, Duke, Florida State, Georgia Tech, Houston, Indiana, Iowa State, Kansas, Ole Miss, Mississippi State, Northwestern, Oklahoma State, Purdue, SMU, TCU, Texas, Utah, Vanderbilt and Washington State.

PERSONAL

Jacoby Jackson ... son of Cedric and Tara Jackson ... has two older siblings, Cedricka and Jazzmin ... father, Cedric, played running back for TCU and in the NFL, most notably with the Detroit Lions ... uncle, Byron, played three years in the NFL, namely with the New York Giants ... enjoys fishing, video games and music ... a sport management major at Texas Tech with the goal of becoming a sports agent or athletic director.

PARTICIPATION	2021	2022	CAREER
GP/GS	2/0	12/6	14/6



TY KANA

LB | 6-2 | 230 | R-Fr. | 2nd Yr.
Katy, Texas | Katy HS
Career Games: 4 / Career Starts: 0

41

YEARS OF ELIGIBILITY ENTERING SEASON: 4 | REDSHIRT AVAILABLE: NO

2022 SEASON (FRESHMAN)

Redshirt season ... appeared in four games on the season, normally on special teams ... saw action as part of the kickoff return, punt return and kickoff units ... inserted into each of the first two games of the season against Murray State (9/3) and Houston (9/10) as well as late in the year at Iowa State (11/19) and in the TaxAct Texas Bowl versus Ole Miss (12/28) ... scout team member.

HIGH SCHOOL

Attended Katy High School in the Houston area ... graduated early in order to enroll at Texas Tech for the 2022 spring semester ... played for one of the top high school programs in the state of Texas ... helped push Katy to the Class 6A Division II state title his junior year and an appearance in the state semifinals as a senior ... named a first team All-State selection by the Texas Sports Writers Association (TSWA) following a strong senior season in 2021 ... tabbed the District 19-6A Defensive Player of the Year and was an unanimous first team All-District honoree that same season ... garnered unanimous first team All-District accolades as a junior, too ... collected second team All-State honors as well by the Padilla Poll ... three-year letterwinner on the varsity, earning District 19-6A Co-Newcomer of the Year honors and first team All-District honors as a sophomore ... helped push Katy to an 11-2 record and an appearance in the Class 6A Division I regional finals ... named a team captain each of his final two seasons ... recipient of the 2021-22 Katy ISD Male Athlete of the Year award ... recognized for his work in the classroom as an honorable mention Academic All-State honoree by the THSCA as a senior ... was a two-sport athlete, competing in the 100 meters, 200 meters, shot put and discus for the Katy track and field program ... consensus three-star prospect by the likes of 247Sports, Rivals and ESPN ... considered one of the top-100 recruits in Texas by ESPN, which ranked him at No. 15 among inside linebackers nationally ... listed as the No. 22 inside linebacker in the country by Rivals and No. 53 among all linebackers by the 247Sports composite rankings ... **CHOSE TEXAS TECH OVER:** Baylor, Colorado, Georgia Tech, Kansas, Oklahoma State, SMU, USC, Virginia Tech, Washington and Washington State, among others.

PERSONAL

Ty Kana ... son of Tim Kana and Tiffany Kana ... has a younger sister, Taylor ... enjoys hunting and fishing ... pursuing a degree in petroleum engineering at Texas Tech.



MATT KEELER

OL | 6-6 | 305 | So. | 3rd Yr. | 1L
Chicago, Ill. | Nazareth Academy
Career Games: 15 / Career Starts: 2

66

YEARS OF ELIGIBILITY ENTERING SEASON: 3 | REDSHIRT AVAILABLE: NO

2022 SEASON (REDSHIRT FRESHMAN)

Appeared in all 13 games with two starts as a redshirt freshman ... listed as the backup at left tackle for majority of the season ... his two starts on the year came at right tackle, however, in consecutive weeks against West Virginia (10/22) and Baylor (10/29) ... credited with 196 offensive snaps according to Pro Football Focus with vast majority coming in those two starts ... also saw action for 16 snaps at left tackle in the season opener versus Murray State (9/3) and then three snaps at right tackle at TCU (11/5) ... did not surrender a sack all season over 108 opportunities en route to finishing with a 94.4 efficiency per PFF ... member of Texas Tech's field goal protection unit as well over all 13 games.

2021 SEASON (FRESHMAN)

Redshirt season ... appeared in two games overall after being inserted late in wins over Florida International (9/18) and at Kansas (10/16) ... credited with playing in 14 snaps overall ... scout team member.

PRIOR TO TEXAS TECH

Attended Coffeyville Community College in Kansas in fall of 2020 prior to enrolling at Texas Tech ... will have four full years of eligibility remaining with the Red Raiders

as Coffeyville moved its season to the spring due to the COVID-19 pandemic ... attended St. Thomas More School (prep school) in Connecticut prior to moving to Coffeyville ... listed as a three-star prospect by both Rivals and 247Sports ... **CHOSE TEXAS TECH OVER:** Arizona State, East Carolina, Louisiana-Lafayette, Mississippi State and Virginia Tech.

HIGH SCHOOL

Attended Nazareth Academy in LaGrange Park, Ill. ... played for one of the top high school programs in the state of Illinois ... helped lead Nazareth to its third state title in its history as a senior in 2018 ... school fell in the state title game his junior year ... garnered All-Conference and All-State honors as a senior.

PERSONAL

Matt Keeler ... son of Herb and Laura Keeler ... father was a football student-athlete at Northern Illinois ... mother is currently a public school teacher in Chicago ... has a younger brother, Ryan, who is a football student-athlete at Rutgers ... also has an older sister, Julia, and a younger sister, Sarah ... a business management major at Texas Tech.



TYLER KING

WR | 5-9 | 180 | R-Fr. | 2nd Yr.
Houston, Texas | Alief Taylor HS
Career Games: 1 / Career Starts: 0

21

YEARS OF ELIGIBILITY ENTERING SEASON: 4 | REDSHIRT AVAILABLE: NO

2022 SEASON (FRESHMAN)

Redshirt season ... appeared in only one game, which came in the season opener against Murray State (9/3) ... caught one pass for six yards late in the win ... scout team member.

HIGH SCHOOL

Attended Alief Taylor High School in the Houston area ... dual-sport athlete, competing in both football and track and field ... known as easily among the fastest recruits in the state of Texas for the 2022 class ... named the District 23-6A Return Specialist of the Year as a senior after averaging 17.4 yards per kick return with one touchdown and 7.0 yards per punt return ... was a first team All-District pick after catching 4 passes for 780 yards and nine touchdowns ... previously an unanimous first team All-District 23-6A selection as a junior ... a star on the track as a two-time state medalist ... ran a wind-legal personal record 20.74 seconds in the 200 meters to place third as a junior at the UIL Class 6A state meet ... part of the third-place team that same year in the 4x100 relay following a school-record time of 40.50 ... set the school record in the 200 meters as a junior as well ... listed as a four-star recruit by ESPN and a three-star prospect by both 247Sports and Rivals ... listed as the No. 59 wide receiver in the 2022 class by ESPN and the No. 61 player in the state of Texas ... **CHOSE TEXAS TECH OVER:** Buffalo, Colorado State, Houston, Indiana, Memphis, North Texas, Texas State and UTSA, among others.

PERSONAL

Tyler King ... son of Kelvin King Jr. and Taria King ... has three siblings, Kelvin King III, Taylor King, and Khloe King ... Kelvin played defensive end at the University of Houston from 2009-13 ... has not declared a major at Texas Tech.



JACKSON KNOTTS

LS | 5-11 | 190 | Jr. | 3rd Yr. | 2L
Plant City, Fla. | Plant City HS
Career Games: 26 / Career Starts: 0

30

YEARS OF ELIGIBILITY ENTERING SEASON: 2 | REDSHIRT AVAILABLE: YES

2022 SEASON (SOPHOMORE)

Once again reliable as Texas Tech's primary deep snapper ... saw action in all 13 games for a second-straight season ... perfect once again on snaps over 125 combined snaps via field goals, extra points and punts ... has been perfect for 235-consecutive snaps over his collegiate career ... made one tackle on punt coverage, which came in the win over West Virginia (10/22) ... **AWARDS AND HONORS:** named to the All-Big 12 fourth team by Phil Steel Magazine ... recognized for work in the classroom on the Academic All-Big 12 second team.

2021 SEASON (FRESHMAN)

Earned the starting nod at deep snapper as only a true freshman ... inserted into all 13 games on either field goal or punt protection ... was the only true freshman to appear in every game during the season ... made one tackle, which came in the season opener against Houston (9/4) ... credited with playing in 110 snaps overall (44 punt, 66 field goal).

HIGH SCHOOL

Attended Plant City High School in his hometown of Plant City, Florida ... competed in both football and track and field ... won third place at the state championships in javelin in 2021.

PERSONAL

Jackson Knotts ... son of Andy Knotts and Jeanne Knotts ... two older sisters, Drew and Regan ... comes from a family of talented athletes - both his father and older sister Regan played college sports ... Andy Knotts played football at the University of Florida while his sister Drew played college soccer ... hobbies include golfing, fishing, and surfing ... majoring in creative media at Texas Tech.



JURRIEN LOFTIN

OL | 6-5 | 315 | R-Fr. | 2nd Yr.
Alledo, Texas | Alledo HS
Career Games: 0 / Career Starts: 0

64

YEARS OF ELIGIBILITY ENTERING SEASON: 4 | REDSHIRT AVAILABLE: NO

2022 SEASON (FRESHMAN)

Redshirt season ... did not see any game action ... scout team member.

HIGH SCHOOL

Attended Alledo High School in the Dallas-Fort Worth metroplex ... played for one of the most dominant high school programs in the state of Texas ... program claimed the Class 5A Division II state title his freshman, sophomore and junior seasons ... was a member of the state champion team in 2020 ... the Bearcats were a perfect 12-0 his senior year before falling to eventual state champion South Oak Cliff in the regional finals ... recognized for work in the classroom as a first team Academic All-State selection by the THSCA ... honorable mention All-District 5-5A selection as a senior ... two-sport athlete also competing in basketball ... involved in Young Life, FCA and national honor society.

PERSONAL

Jurrien Loftin ... son of Trey and Jennifer Loftin ... older brother of Meagan, Patrice and Darren ... hobbies include faith, hunting, fishing and the outdoors ... plans to get his master's degree and pursue graduate school ... majoring in honors economics at Texas Tech.



TRENT LOW

LB | 6-1 | 220 | Jr. | 4th Yr. | 1L
Midland, Texas | Midland Lee HS
Career Games: 7 / Career Starts: 0

50

YEARS OF ELIGIBILITY ENTERING SEASON: 4 | REDSHIRT AVAILABLE: NO

2022 SEASON (REDSHIRT SOPHOMORE)

Made his Red Raider debut by appearing in seven games as a sophomore ... member of the kickoff unit on special teams for each of those seven games ... lone special teams tackle came at TCU (11/5) ... had one other tackle on the year at linebacker late in the season-opening win over Murray State (9/3) ... **AWARDS AND HONORS:** recognized for his work in the classroom as part of the Academic All-Big 12 first team.

2021 SEASON (SOPHOMORE)

True redshirt season ... scout team member ... did not see any game action.

2020 SEASON (FRESHMAN)

Did not see any game action in first year as a Red Raider ... was emergency deep snapper late in the season ... scout team member.

HIGH SCHOOL

A multi-sport athlete out of Midland Lee in nearby Midland, Texas ... high school teammate of fellow Red Raider Loic Fouonji ... played outside linebacker in high school with occasional time on offense in goalline situations ... voted honorable mention All-State for Class 6A in 2019 as well as first team All-District 2-6A ... as a senior, recorded 90 tackles, 18 tackles for loss and three sacks as a senior ... as a junior, tallied 73 tackles, 21 tackles for loss and nine sacks ... showed a knack for turnovers as well with three fumble recoveries and two forced fumbles in 2018.

PERSONAL

Trent Low ... son of Sean and Shannon Low ... oldest of four siblings ... has a twin sister and a younger brother and sister ... comes from a family of athletes ... father played basketball at Lubbock Christian University, while his mother played at Midland College ... twin sister, Paige, won the Class 6A state titles in discus and shot put ... majoring in finance.



SETH MARTIN

DL | 6-3 | 300 | R-Fr. | 2nd Yr.
Fort Worth, Texas | Everman HS
Career Games: 0 / Career Starts: 0

68

YEARS OF ELIGIBILITY ENTERING SEASON: 4 | REDSHIRT AVAILABLE: NO

2022 SEASON (FRESHMAN)

Redshirt season ... did not see any game action ... scout team member.

HIGH SCHOOL

Attended Everman High School in the Dallas-Fort Worth metroplex ... two-way player for part of his high school career despite playing at the 5A level ... helped lead his Everman Bulldogs to a 6-5 record as a senior as part of an offense that totaled 1,382 passing yards and 2,502 rushing yards on the season ... part of an Everman program that advanced to the area round of the Class 5A Division II playoffs his junior year ... was an All-District 5-5A first team selection on the offensive line as a senior ... selected as the Everman Leadership Player of the Year in back-to-back seasons to wrap his prep career ... also a member of the school's powerlifting program ... recognized as the Texas High School Powerlifting Association (THSPA) Region 6 powerlifting regional champion ... went on to finish second in the state with a 725 pound squat, 430 pound bench press and 650 pound deadlift performance in the THSPA Division 1 state meet in the super heavyweight class ... consensus three-star recruit by 247Sports, Rivals and ESPN ... **CHOSE TEXAS TECH OVER:** Dartmouth, Furman, North Texas, Texas State, TCU and UNLV.

PERSONAL

Seth Martin ... son of Clarence Martin III and Latisha Martin ... has two older sisters, Autumn and Summer, and an older brother, Clarence ... enjoys lifting weights and playing video games ... has not declared a major at Texas Tech.



NEHEMIAH MARTINEZ I

WR | 5-9 | 205 | Jr. | 3rd Yr. | 2L
Lubbock, Texas | Cooper HS
Career Games: 24 / Career Starts: 4

20

YEARS OF ELIGIBILITY ENTERING SEASON: 2 | REDSHIRT AVAILABLE: YES

2022 SEASON (SOPHOMORE)

Developed into a larger role as a sophomore, turning into one of Texas Tech's most-relied upon inside receivers ... praised by head coach Joey McGuire and his staff for his work with the strength and conditioning staff leading into the season ... ultimately saw action in all 13 games on offense and special teams with four starts ... all four of his starts came during Big 12 play against the likes of Texas, Oklahoma State, West Virginia and Oklahoma ... closed the season fifth on the team in both receptions (32) and receiving yards (394) ... caught at least one pass in 10 of 13 games overall with three or more receptions in six of those contests ... of his 32 receptions, more than half (17) went for at least 10 yards, while six resulted in 20 or more yards with one going 30 yards ... also rushed twice for 12 yards, both via six-yard carries ... regular on the back end of the kickoff return team with seven returns for 130 yards (18.6 average) and a long of 25 yards ... credited with appearing in 376 snaps offensively according to Pro Football Focus and an additional 149 via special teams ... had one special teams tackle as part of kickoff

coverage ... nearly all his offensive snaps came as a slot receiver but did show his flexibility as a former high school running back to move to the backfield during preseason camp and in a few contests ... graded out at 73.8 for the season by PFF, which led all wide receivers and ranked fifth overall on the offense ... **SEASON HIGHLIGHTS:** opened the season with two catches for 43 yards in the win over Murray State (9/3) ... followed with his best performance of his collegiate career with five catches for 76 yards, both career highs at the time, and a touchdown in overtime victory over Houston (9/10) ... touchdown came via a 43-yard strike over the middle from Donovan Smith where he bounced off several defenders for his first-career score ... hauled in four passes for 46 yards, while returning a career-high four kicks for 74 yards in Texas Tech's first road trip to N.C. State (9/17) ... opened Big 12 play with three catches for 14 yard and a kick return for 24 yards against Texas (9/24) ... found the end zone for the final time on the year at Kansas State (10/1), hauling in a six-yard pass from Smith for his lone catch of the day ... had only two catches for 26 yards at Oklahoma State (10/8) and tipped a punt (credited as a blocked kick) early in the second quarter ... followed by setting a new career high with six receptions, resulting in 52 yards in the win over West Virginia (10/22) ... received the first of his two carries on the year against the Mountaineers and also returned a kick 13 yards ... did not have another catch until finishing with two grabs for 36 yards in the win over Kansas (11/12) ... performance against the Jayhawks included a 34-yard haul midway through the first quarter that set up a Trey Wolff field goal ... combined for nine catches over the final two games of the regular season with three for 33 yards at Iowa State (11/19) and four for 62 yards against Oklahoma (11/26) ... **AWARDS AND HONORS:** recognized on the Academic All-Big 12 first team for his work in the classroom ... **SCHOLARSHIP ANNOUNCEMENT:** placed on scholarship by McGuire during the Red Raiders' first team meeting upon returning from the TaxAct Texas Bowl.

2021 SEASON (FRESHMAN)

Considered one of the top rising walk-on contributors after a strong preseason camp ... performance ultimately earned him playing time in 11 games either at inside receiver or on special teams ... credited with being in on 17 plays offensively, 11 of which were rushes ... received three carries on the season, resulting in 19 yards overall ... carried twice for nine yards against Florida International (9/18) in his Red Raider debut and then once at Kansas (10/16) for 10 yards ... frequent contributor to various special teams units, appearing in 67 snaps, including 34 as a kickoff returner ... utilized on kickoff coverage 11 times and on punt return 22 times as well.

HIGH SCHOOL

Local product out of Lubbock Cooper High School ... one of the top athletes in West Texas after leading Cooper to the Class 5A Division II state semifinals his senior season ... was tabbed the District 3-5A MVP that year following a stellar campaign that featured 1,820 all-purpose yards ... named the Lone Star Varsity Offensive Player of the Year by the Lubbock Avalanche-Journal after rushing for 977 yards and 18 touchdowns, while catching 26 passes for 499 yards and four touchdowns ... those numbers came despite missing some action that season due to injury ... was an honorable mention All-State honoree by the Texas Sports Writers Association (TSWA) ... competed on the junior varsity as a junior due to the ULL's transfer policy ... had previously attended nearby New Deal High School through his sophomore season ... shined at running back for the Lions with 2,004 yards and 27 touchdowns on the ground as part of 2,558 all-purpose yards and 30 touchdowns overall ... also made 62 tackles and seven interceptions on defense for a New Deal program that finished 10-2 overall ... recognized as the District 2-2A MVP that season and was a third team TSWA All-State selection ... originally attended the Air Force Academy prep school out of high school before transferring to Texas Tech prior to the 2021 spring semester.

PERSONAL

Nehemiah Martinez I ... son of Xavier Martinez and Shea Rodriguez ... has six siblings ... enjoys playing video games, reading and gardening ... a university studies major at Texas Tech.

CAREER STATS

ALL PURPOSE	G	Rush	Rec	PR	KR	IR	Total	Avg/G
2021	11	19	0	0	21	0	40	3.6
2022	13	12	394	0	130	0	536	41.2
Totals	24	31	394	0	151	0	576	24.0

PARTICIPATION

	2021	2022	CAREER
GP/GS	11/0	13/4	24/4

2022 GAME-BY-GAME

Opponent	GS	Rec	Yds	TD	Avg	LG	Rush	Yds	TD
Murray State		2	43	0	21.5	24	0	0	0
Houston		5	76	1	15.2	43	0	0	0
at NC State		4	46	0	11.5	18	0	0	0
Texas	*	3	14	0	4.7	7	0	0	0
at Kansas State		1	6	1	6	6	0	0	0
at Oklahoma State	*	2	26	0	13	16	0	0	0
West Virginia	*	6	52	0	8.7	15	1	6	0
Baylor		0	0	0	0	0	0	0	0
at TCU		0	0	0	0	0	1	6	0
Kansas		2	36	0	18	34	0	0	0
at Iowa State		3	33	0	11	21	0	0	0
Oklahoma	*	4	62	0	15.5	24	0	0	0
vs. Ole Miss		0	0	0	0	0	0	0	0
Totals		32	394	2	12.3	43	2	12	0



TYRIQUE MATTHEWS

LB | 5-11 | 235 | S-Sr. | 5th Yr. | 4L
Houston, Texas | Eisenhower HS
Career Games: 47 / Career Starts: 0

32

YEARS OF ELIGIBILITY REMAINING: 1 | REDSHIRT SEASON AVAILABLE: YES

2022 SEASON (SENIOR)

Saw his most-significant action to date as a Red Raider as a senior ... valuable member of the linebacker corps who appeared in all 13 games ... utilized heavily on close-yardage or clear rushing downs when Texas Tech moved to a heavier set ... totaled 16 tackles (9 solo), including 3.5 for a loss, to go along with a fumble recovery ... marked the most tackles and tackles for loss in a season thus far in his Red Raider career ... credited with appearing in 147 defensive snaps according to Pro Football Focus and an additional 209 on special teams ... once again praised for his work on special teams as part of the kickoff, kick return, punt coverage, field goal block and punt return units throughout the year ... ranked second on the team behind only fellow linebacker Patrick Curley in total special teams snaps ... graded out at 78.4 on special teams by PFF, which led all Red Raiders who appeared in four or more games ... **SEASON HIGHLIGHTS:** opened the season with two tackles, including a career-high 1.5 for a loss, to open the year against Murray State (9/3) ... posted another career-high with five tackles two weeks later at N.C. State (9/17), which included another tackle for loss ... the TFL forced N.C. State into a 3rd-and-14 attempt, which ultimately failed and gave the ball back for a late touchdown just before halftime ... made one stop in three different games against West Virginia (10/22), Kansas (11/12) and Oklahoma (11/26) ... the tackle in the rout over the Mountaineers went for a loss and was in addition to a fumble recovery that came at midfield late in the third quarter, setting up another Red Raider touchdown ... recorded two tackles in three different road games at Oklahoma State (10/8), TCU (11/5) and Iowa State (11/19) ... scooped up a squib kick against the Cowboys as well, returning it 20 yards for his lone return of the year ... **AWARDS AND HONORS:** recognized for his work in the classroom as part of the Academic All-Big 12 first team ... **SENIOR DECISION:** elected to return to the Red Raiders for the 2023 season as part of the extra year of eligibility afforded for the COVID-shortened 2020 campaign.

2021 SEASON (JUNIOR)

Regular on special teams and in the linebacker rotation as a junior ... appeared in all 13 games, totaling nine tackles to go along with a forced fumble ... ranked second on the team with five special teams tackles with three coming on kickoff coverage and two as part of a punt ... utilized on almost all of Texas Tech's special teams units, leading the team with 181 snaps ... credited with 72 snaps on kickoffs, 53 on kickoff returns, 44 on punt, 10 on punt return and two on field goal block ... had one tackle in six different games - versus Houston (9/4), Florida International (9/18), at West Virginia (10/2), against Kansas State (10/23), at Baylor (11/27) and in the AutoZone Liberty Bowl against Mississippi State (12/28) ... set a career high with three stops at Texas (9/25), including one that went for a loss ... recovered the first fumble of his career just before halftime against Mississippi State, falling on a Austin Williams muffed punt ... recovery gave the Red Raiders the ball in the red zone, setting up a Jonathan Garibay field goal.

2020 SEASON (SOPHOMORE)

Saw action in nine games as a sophomore, missing only the win over West Virginia (10/24) ... served as a backup linebacker and was a key part of Texas Tech's

special teams efforts ... made three tackles on the season, all of which came in the final three games ... had one tackle each against Baylor (11/14), Oklahoma State (11/28) and Kansas (12/5) ... all three tackles were the result of special teams with two coming via kickoff coverage and the other as part of the punt team.

2019 SEASON (FRESHMAN)

Appeared in all 12 games as only a true freshman ... one of four true freshmen on the defensive side of the ball to appear in five or more games ... saw action as either a reserve linebacker or as a key member of Texas Tech's special teams units ... totaled 10 tackles (six solo) on the season, only one of which came on special teams ... actually notched his season total for tackles over five games ... had two tackles in each of those five contests, which came against Montana State (8/31), UTEP (9/7), Oklahoma (9/28), West Virginia (11/9) and Texas (11/29).

HIGH SCHOOL

Attended Aldine Eisenhower High School in Houston, Texas ... played both sides of the ball during his junior and senior seasons ... garnered first team All-District and District Defensive Player of the Year honors as a senior ... was a finalist for Defensive Player of the Year at the Touchdown Club of Houston annual banquet ... recorded 53 yards and a touchdown on offense, playing at both receiver and running back over his career ... averaged 6.2 tackles a game as a senior after finishing the year with 31 total tackles ... also intercepted a pass ... rated as a three-star recruit by 247Sports, ESPN and Rivals ... ranked as the No. 37 outside linebacker in the 2019 class by Rivals ... **CHOSE TEXAS TECH OVER:** Arkansas State, Army, Fresno State, Lamar, New Mexico, North Texas, SMU, Southern Miss, Texas State, Tulsa and UTSA.

PERSONAL

Tyrique Matthews ... born in New Orleans, La. ... son of Robert Matthews and Tonique Fleming ... middle child of three siblings ... has an older brother, Robert, and a younger brother, Rashaad ... earned bachelor's degree May 2023 in university studies ... seeking a graduate degree in interdisciplinary studies.

PARTICIPATION

	2019	2020	2021	2022	CAREER
GP/GS	12/0	9/0	13/0	13/0	47/0



JACOB MAUCH

LS | 6-3 | 220 | Sr. | 6th Yr. (3rd at Tech)
Covina, Calif. | South Hills HS
Career Games: 1 / Career Starts: 0

47

YEARS OF ELIGIBILITY ENTERING SEASON: 1 | REDSHIRT AVAILABLE: NO

2022 SEASON (REDSHIRT JUNIOR)

Member of the travel squad for duration of the season as the backup long snapper ... appeared in only one game, which came late in the rout over West Virginia (10/22).

2021 SEASON (JUNIOR)

Redshirt ... served as a backup deep snapper throughout first season as a Red Raider ... did not see any game action.

PRIOR TO TEXAS TECH

Arrived at Texas Tech for the 2021 season following a stint at Mt. San Antonio College ... appeared in five games for the Mounties during his tenure, all of which came during the 2019 season before COVID disrupted the 2020 season - Mt. SAC opted out of fall and winter sports for the 2020-21 season due to COVID ... at the long snapper position in those five career games, recorded one tackle in three of the five appearances.

HIGH SCHOOL

Attended South Hills High School in Covina, California ... class of 2018 ... was an Academic All-League honoree in football ... competed on the baseball team as well.

PERSONAL

Jacob Mauch ... son of Thomas and Karrie Mauch ... has one sibling, Ryan, who played professional baseball and was drafted by the Baltimore Orioles in the sixth round ... seeking bachelor's degree in history.



TREVON McALPINE

DL | 6-3 | 300 | R-Fr. | 2nd Yr.
Saraland, Ala. | Saraland HS
Career Games: 0 / Career Starts: 0

93

YEARS OF ELIGIBILITY ENTERING SEASON: 4 | REDSHIRT AVAILABLE: NO

2022 SEASON (FRESHMAN)

Redshirt season ... did not see any game action ... scout team member.

HIGH SCHOOL

Attended Saraland High School in his hometown of Saraland, Ala. ... considered one of the top defensive linemen from the state of Alabama prior to signing with the Red Raiders ... helped lead Saraland to the Class 6A state quarterfinals as a senior and the state semifinals his junior year ... served as a team captain his senior year ... named the 2021 Alabama Sports Writers Association (ASWA) Class 6A Defensive Lineman of the Year after being credited with 101 total tackles, 26.5 tackles for a loss and 7.5 sacks as a senior ... was also a first team ASWA All-State honoree ... selected to play in the Alabama-Mississippi All-Star Game following his senior season ... previously totaled 88 tackles, including 16.0 for a loss and 7.0 sacks as a junior, earning second team All-State accolades ... consensus three-star prospect by 247Sports, Rivals and ESPN ... ranked as the No. 19 player in the state of Alabama by 247Sports ... received more than 25 scholarship offers from football programs across the country ... **CHOSE TEXAS TECH OVER:** Arizona State, Arkansas, Colorado, Indiana, Kansas State, Memphis, Nebraska, Oklahoma State, South Florida, TCU, Virginia Tech and West Virginia, among others.

PERSONAL

Trevon McAlpine ... son of Kenneth and Anne McAlpine ... has four siblings, Maryel, William, Kenny, and Rashawn ... Rashawn currently plays football at Independence Community College in Independence, Kan. ... pursuing a degree in university studies from Texas Tech.



AUSTIN McNAMARA

P | 6-4 | 210 | S-Sr. | 5th Yr. | 4L
Gilbert, Ariz. | Highland HS
Career Games: 47 / Career Starts: 0

31

YEARS OF ELIGIBILITY ENTERING SEASON: 1 | REDSHIRT AVAILABLE: YES

2022 SEASON (SENIOR)

Cemented his status as the top punter in program history with his fourth-consecutive season with at least a 44.0 average ... was Texas Tech's punter in all 13 games and continued to serve as the primary field goal holder ... averaged 44.3 yards per punt in over 50 attempts (2,215 total yards) on the year, which continued to rank among the all-time leaders in program history ... his 50 punts marked his most since his 2019 true freshman season (59) ... averaged 45.0 yards per punt in seven different games and was above the 40.0 mark in all but one game ... called on to punt in all 13 games and had at least one punt go 50 or more yards in 10 different contests ... only had three of his 50 punts go into the end zone for a touchback ... average pushed up to 44.8 yards an attempt during Big 12 play ... graded out at 79.0 as a punter according to Pro Football Focus, the third-highest mark of his career ... **IN THE TEXAS TECH RECORD BOOK:** his 44.3 average ranked eighth all-time in single-season history ... now owns four of the top eight single-season averages in program history, including the top spot from his record-setting 2021 campaign ... will enter his 2023 super senior season with a 45.8 career average, which is a full two yards higher than the current school record that was set by Taylor Symmank from 2012-15 ... **IN NCAA RANKINGS:** his season average ranked 21st in the FBS, marking the fourth-consecutive year to rank among the top-25 punters nationally ... was 15th among power-five punters in season punting average ... averaged 44.8 yards per attempt against conference foes, which ranked 14th in the FBS ... his 44.4 average in wins closed the season tied for 19th overall nationally ... **IN BIG 12 RANKINGS:** ended the season ranked third in the league for punting average ... moved up to second overall in the league for punting average against conference opponents ... **SEASON HIGHLIGHTS:** called on to punt four times in the season-opening win over Murray State (9/3) with three of those downed inside the 20 ... averaged 45.8 yards per punt in the win thanks to two attempts going at least 50 yards ... followed with a 44.5 average on four attempts versus Houston (9/10) with

two punts downed inside the 20 and one punt of 50 or more yards ... closed non-conference play with six attempts for a 41.2 average at N.C. State (9/17) ... needed only twice for punts in the Big 12 opener versus Texas (9/24), averaging 42.5 yards an attempt with a long of 59 ... posted first punt of at least 60 yards a week later at Kansas State (10/1), averaging 45.3 yards an attempt in the process ... averaged 41.5 yards per attempt over four punts at Oklahoma State (10/8) with three of those ending in fair catches ... had a season-high 54.0 average in the win over West Virginia (10/15) as his two punts went 43 and 65 yards ... his 65-yard boot marked his longest of the season and forced the Mountaineers to start their ensuing drive inside their own 20 ... inserted to punt only twice again against Baylor (10/22) for a 48.0 average ... had one of his best performances of the season at TCU (11/5) with six punts for a 47.0 average ... had four of those punts travel at least 50 yards with three also being downed inside the 20 ... his three punts downed inside the 20 matched his season high from the opener against Murray State ... booted two of his three punts against Kansas (11/12) at least 50 yards, including one that traveled 63 yards ... averaged 46.7 yards per attempt in the win over the Jayhawks ... made a season-high seven punts in extremely cold conditions at Iowa State (11/19), finishing with a season-low 39.0 average ... had six of his seven punts versus the Cyclones downed via fair catch ... closed the regular season with six more attempts in the win over Oklahoma (11/26), which featured a 47.2 average ... needed only once in the TaxAct Texas Bowl versus Ole Miss as his lone attempt went 38 yards ... **AWARDS AND HONORS:** garnered honorable mention All-Big 12 accolades from the conference coaches ... marked the fourth-consecutive season to be recognized on the All-Big 12 postseason teams ... tabbed to the All-Big 12 third team by both Pro Football Focus and Phil Steele Magazine ... recognized on the Academic All-Big 12 second team for his work in the classroom ... preseason candidate on the Ray Guy Award watch list.

2021 SEASON (JUNIOR)

Continued his reign as one of the top punters in college football as a junior ... appeared in all 13 games, putting up career numbers for punting average once again ... called on to punt 42 times overall, averaging 48.2 yards per punt, the highest average of his career and the highest in Texas Tech and Big 12 history ... only five of his 42 punts on the year went for touchbacks ... downed 17 of his punts inside the 20 and booted 20 on the year at least 50 yards, both career highs ... averaged 45.0 yards per punt in 10 games overall and was above a 40.0 clip in the 12 games called upon to punt (no punts versus Kansas) ... graded out at 90.5 for the season, according to Pro Football Focus ... was the highest season grade of his collegiate career thus far ... ranked fourth among punters nationally for their respective season grades, trailing only Jordan Stout of Penn State (93.2), Ryan Stonehouse of Colorado State (91.4) and Nik Constantinou of Texas A&M (1.1) ... from that group, only Constantinou will return for the 2022 football season ... was Texas Tech's holder on field goals in addition to his punt duties ... **IN TEXAS TECH RECORD BOOK:** snapped the single-season school record for punting average, breaking the previous mark of 46.8 that was set by Mark Bounds in 1991 ... now has two of the top three punting averages in program history and three of the top six marks ... only punter in school history to have three of the top-10 averages now in school history ... **IN NCAA FBS RECORD BOOK:** set the all-time FBS, Big 12 and Texas Tech records for most punts of at least 50 yards in a game after bombing eight late in the season against Oklahoma State ... snapped the previous FBS record of seven that was set by Colorado's Mark Mariscal in a 2002 home game against Southern California ... **IN BIG 12 RECORD BOOK:** broke the longtime conference record for punting average, snapping the previous mark of 47.6 that was set by Colorado's Mark Mariscal in 2002 (minimum 40 punts) ... marked the second time already in his career to move into the top 10 in the league's history ... **IN NCAA RANKINGS:** closed the year ranked ninth among punters with at least 30 attempts on the year ... did not officially appear in NCAA rankings due to not averaging the minimum of 3.6 punts per game ... helped the Red Raiders close the season ranked sixth nationally in net punting (43.98) as a team ... **IN BIG 12 RANKINGS:** was second in the league for punting average among specialists with at least 30 punts on the season ... trailed only Michael Turk of Oklahoma, who averaged 51.2 yards per punt on 35 attempts ... success helped Texas Tech rank second in the league for net punting as a team ... **SEASON HIGHLIGHTS:** called on five times to punt in the season opener against Houston (9/4), averaging 46.0 yards an attempt with one downed inside the 20 yard line ... combined for seven punts the rest of non-conference play with four attempts at a 45.3 average versus Stephen F. Austin (9/11) and three at a 42.7 clip against Florida International (9/18) ... began Big 12 play by averaging 46.5 yards over two attempts at Texas (9/25) and 46.0 yards on three punts at West Virginia (10/2) ... had two of his punts leave West Virginia inside its own 20 and also had two travel at least 50 yards in the win ... had another strong performance against TCU with two punts

for 99 yards (49.5 average), including a long of 55 yards ... not called upon to punt against Kansas, marking the first time the Red Raiders had not punted in a game since facing Louisiana Tech in 2016 ... utilized twice on punt duty against Kansas State (10/23) at a 41.0 average ... followed with three punts at a 47.3 average at Oklahoma (10/30) with two resulting in the Sooners starting inside their own 20 ... averaged 47.5 yards for his two punts in the win over Iowa State (11/13) with the longest going 53 yards ... ability as one of the nation's top punters was on full display again against Oklahoma State (11/20) with nine punts for a 56.4 average ... earned Big 12 Special Teams Player of the Week accolades after falling just shy of the Texas Tech single-game record of 57.0 yards an attempt ... marked the fourth-highest average on the year for an FBS punter with a minimum of five punts ... was the third-highest average by a FBS punter with at least nine attempts dating back to 2000, trailing only the clips from Wake Forest's Dom Maggio in a 2019 contest at Clemson (57.7) and San Diego State's Matt Araiza from earlier in 2021 season as part of a 56.8 average versus New Mexico State ... eight of his nine punts on the night went at least 50 yards, marking the most all-time in NCAA FBS history ... performance included a punt of 70 yards, his longest of the season ... closed the regular season with three punts at a 47.7 average at Baylor (11/27) with two that were downed inside the 20 ... called on four times in the AutoZone Liberty Bowl, averaging 46.0 yards an attempt with two downed inside the 20 ... one of his punts was ultimately muffed by Mississippi State, giving the Red Raiders the ball in the red zone just before halftime ... placed Mississippi State at its own 1 yard line on his final punt of the night, a booming 60-yard attempt ... **AWARDS AND HONORS:** named to the All-Big 12 second team by the conference coaches and Associated Press ... tabbed the league's Co-Specialist of the Week on Nov. 22 following the Oklahoma State game ... was a preseason candidate for the Ray Guy Award ... recognized for work in the classroom as part of the Academic All-Big 12 first team.

2020 SEASON (SOPHOMORE)

Proved once again to be among the top punters in the country ... appeared in nine games as a sophomore, while improving on his already-impressive numbers from his freshman campaign ... was only unavailable for the victory over Baylor (11/14) ... called on to punt 41 times on the season, averaging 46.3 yards per attempt ... boasted 12 punts that went at least 50 yards and had 11 that were downed inside the 20 ... recorded at least one punt that was downed inside the 20 in all nine games ... averaged at least 43.0 yards per punt in all but one game on the year ... brought on at least four times to punt in seven of nine games ... **IN TEXAS TECH RECORD BOOK:** ranked second all-time in single-season history for punting average, trailing only the school record of 46.8 yards per punt that was set by Mark Bounds in 1991 ... now the only Red Raider in school history to have two of the top-five punting averages in school history ... set the Texas Tech single-game mark for the longest punt in school history after launching an 87-yard attempt against West Virginia ... broke the previous school record of 85 yards that was set by R.W. Moyers versus West Texas State in 1945 ... **IN BIG 12 RECORD BOOK:** his 87-yard punt versus the Mountaineers also snapped the conference's single-game mark of 85 yards that was previously set by Oklahoma's Tress Way in a 2010 win over Utah State ... marked only the ninth punt in league history to go at least 80 yards ... **IN NCAA RANKINGS:** ranked fifth in the FBS for punting average and fourth among punters who played in at least five games ... boasted the longest punt in college football with his 87-yarder against West Virginia ... was the only punt of at least 80 yards across the FBS during the season ... **IN BIG 12 RANKINGS:** easily led the conference in punting as the next-closest player was Jordy Sandy of TCU with a 41.0 average ... averaged 47.0 yards per punt in league games only, which also led the conference by a considerable margin (next closest was Ryan Bujcevski of Texas at 43.4) ... **SEASON HIGHLIGHTS:** lowest punting average of the year came in season opener versus Houston Baptist (9/12) where he averaged 39.8 yards with one resting inside the 20 ... brought on five times for a 47.8 yards per punt average against Texas (9/26), which included a season-high two attempts landing inside the 20 ... matched that season high the following week at Kansas State (10/3) with both punts being downed inside the 20 after averaging 48.5 yards per boot ... needed six times for punts at Iowa State (10/10) where he averaged 43.5 yards, his lowest clip during conference play ... that average was still higher than every other Big 12 punter's season average, however ... one of the best performances of his young career came in the win over West Virginia (10/24) with a 53.4 average that featured his school record 87-yard punt as well as 74-yard attempt in the first quarter ... had three punts go at least 50 yards against Oklahoma (10/31) before finishing with a 43.7 average on six attempts ... matched his career high with seven punts at TCU (11/7), averaging 47.1 yards with two attempts going at least 50 yards ... missed the Baylor win (11/14) and then returned with four punts for a 44.0 yards per attempt average at Oklahoma State (11/28) ... closed the season by averaging a season-best 53.5 yards per punt over two attempts against Kansas

(12/5) ... marked the highest single-game average of his career ... **AWARDS AND HONORS:** garnered All-Big 12 first-team accolades from the conference coaches, Associated Press and Phil Steele Magazines ... became the first Red Raider since Le'Raven Clark in 2014-15 to collect first-team honors in back-to-back seasons ... first specialist in the Big 12 era to be recognized on the first team in back-to-back years and the seventh Red Raider overall, joining Clark (2014-15), Michael Crabtree (2007-08), Joel Filani (2005-06), Jarrett Hicks (2004-05), Kevin Curtis (1999-00) and Montae Reagor (1997-98) ... tabbed a second team All-Texas selection by Dave Campbell's Texas Football ... preseason candidate for the Ray Guy Award.

2019 SEASON (FRESHMAN)

One of the top punters in the country as only a freshman ... earned the starting job at punter during preseason camp and proceeded to have one of the best seasons in program history ... inserted in all 12 games overall with 59 punt attempts ... averaged a booming 45.0 yards per punt with his longest attempt going 66 yards ... downed 20 of his punts inside the 20 yard line with only five touchbacks ... booted 17 punts at least 50 yards and had 26 attempts fair caught ... allowed only nine returns with opponents averaging just 5.2 yards ... called on to punt at least four times in all 12 games on the year ... averaged at least 40 yards per punt in all but one game on the year ... placed at least one punt inside the 20 in all but one game as well ... **IN TEXAS TECH RECORD BOOK:** punting average ranked fourth all-time in the single-season record book, trailing only Mark Bounds (1991), Taylor Symmank (2015) and Alex Reyes (2006) ... marked the highest single-season average by a freshman in program history ... **IN NCAA RANKINGS:** ranked second among freshmen nationally with a 45.0 yards per punt average ... ranked 16th nationally in the category and 12th among power-five punters ... played huge role in Texas Tech ending the year ranked fourth in the FBS for net punting average (42.5) ... **IN BIG 12 RANKINGS:** ranked second in the league for punting average, trailing only Kansas State's Devin Antcl ... **SEASON HIGHLIGHTS:** opened the year by averaging 48.4 yards over five punts against Montana State (8/31), downing two of those inside the 20 ... followed with a 47.0 yard average the next week in a win over UTEP (9/7) ... placed four of his seven punts inside the 20 at Arizona (9/14), averaging 45.9 yards per punt ... drilled his longest punt of the year in the Big 12 opener at Oklahoma (9/28) at 66 yards ... was part of seven punts on the day where he finished with a 48.5 average, his second-highest clip of the season ... dropped two punts inside the 20 in the top-25 victory over Oklahoma State (10/5) where he averaged a season-low 33.6 yards per punt ... returned to form the next week at Baylor (10/12) with four punts at an 44.5 average and a long of 60 yards ... marked one of two punts on the year to travel at least 60 yards ... posted six punts against Iowa State (10/19) - his most during Big 12 play - while averaging 46.7 yards per attempt ... successfully flipped the field several times at Kansas (10/26) with three of his five punts downed inside the 20 ... closed the game averaging 42.2 yards per punt versus the Jayhawks ... utilized five times against at West Virginia (11/9), averaging 45.4 yards per attempt with one punt inside the 20 ... totaled four punt attempts in each of the final three games against TCU (11/16), Kansas State (11/23) and at Texas (11/29) ... downed five punts inside the 20 during that span with two each versus TCU and Kansas State and the other coming in Austin ... averaged 47.2 yards per punt against the Horned Frogs followed by a 41.2 clip versus Kansas State ... showed off his arm against the Wildcats as well, finding Erik Ezukanma on a 34-yard pass as part of a successful fake punt attempt ... closed the year with a season-high 49.2 average at Texas with his longest punt traveling 56 yards ... **AWARDS AND HONORS:** tabbed a Freshman All-American by the Football Writers Association of America (FWAA), Pro Football Focus and The Athletic ... became the first Red Raider punter all-time to garner Freshman All-America accolades ... tabbed to the All-Big 12 first team by the conference coaches ... marked the first time a Texas Tech punter had garnered All-Big 12 first team honors ... first freshman to be named to the first team since Michael Crabtree in 2007.

HIGH SCHOOL

Attended Highland High School in Gilbert, Ariz. ... netted a 42.6 yard punting average during his senior year ... also drilled 12 field goals, including a 45-yarder ... was a perfect 63-of-63 on extra point attempts in 2018 ... earned first team All-State honors following his senior campaign ... was the Arizona Cardinals and Luis Jendejas Kicker of the Year ... also a member of the school's basketball program ... three-star prospect according to 247Sports and ESPN ... rated as the top punter in the 2019 class by 247Sports ... **CHOSE TEXAS TECH OVER:** Arizona, Arizona State, Missouri, Nebraska, Utah State.

PERSONAL

Austin McNamara ... born in San Jose, Calif. ... son of Brian and Mindy McNamara ... father played collegiate golf at Long Beach State before earning degrees at the University of Texas and BYU ... mother is also a BYU graduate ... oldest of four siblings ... has a younger brother, Tyler, and two younger sisters, Kaylee and Macie ... earned bachelor's degree in sport management, May 2023, from Texas Tech ... currently seeking an essentials of business certificate.

PARTICIPATION	2019	2020	2021	2022	CAREER
GP/GS	12/0	9/0	13/0	13/0	47/0

SINGLE-GAME CAREER HIGHS

Punt Attempts	9, vs. Oklahoma State (2021)*
Punt Yards	508, vs. Oklahoma State (2021)*
Punt Average	56.4, vs. Oklahoma State (2021)*
Longest Punt	87, vs. West Virginia (2020)*
Punts of at least 50 yards	8, vs. Oklahoma State (2021)*
Pass Completions	1, vs. Kansas State (2019)
Pass Yards	34, vs. Kansas State (2019)

* indicates most recent high

* indicates Big 12 and Texas Tech single-game record

- indicates FBS Record

2022 GAME-BY-GAME STATS

Opponent	No	Yds	Avg	Long	Blkd	TB	FC	50+	I20
Murray State	4	183	43.8	56	0	0	0	2	3
Houston	4	178	44.5	53	0	0	2	1	2
at NC State	6	247	41.2	50	0	0	3	1	1
Texas	2	85	42.5	59	0	0	0	0	1
at Kansas State	3	136	45.3	60	0	1	1	1	1
at Oklahoma State	4	166	41.5	46	0	0	3	0	0
West Virginia	2	108	54.0	65	0	1	0	1	1
Baylor	2	96	48.0	53	0	0	1	1	1
at TCU	6	282	47.0	55	0	1	2	4	3
Kansas	3	140	46.7	63	0	0	2	2	0
at Iowa State	7	273	39.0	49	0	0	6	0	1
Oklahoma	6	283	47.2	52	0	0	4	1	1
vs. Ole Miss	1	38	38.0	38	0	0	1	0	0
Totals	50	2215	44.3	65	0	3	25	15	15

2021 GAME-BY-GAME STATS

Opponent	No	Yds	Avg	Long	Blkd	TB	FC	50+	I20
vs Houston	5	230	46.0	54	0	1	2	2	1
SFA	4	181	45.2	47	0	0	3	0	2
FIU	3	128	42.7	50	0	0	3	1	2
at Texas	2	93	46.5	48	0	1	0	0	0
at West Virginia	3	138	46.0	52	0	0	1	2	2
TCU	2	99	49.5	55	0	0	0	1	0
at Kansas	0	0	0.0	0	0	0	0	0	0
Kansas State	2	82	41.0	50	0	1	1	1	0
at Oklahoma	3	142	47.3	50	0	0	2	1	2
Iowa State	2	95	47.5	53	0	0	1	1	0
Oklahoma State	9	508	56.4	70	0	2	5	8	4
at Baylor	3	143	47.7	55	0	0	2	1	2
at Mississippi St.	4	184	46.0	61	0	0	0	2	2
Totals	42	2023	48.2	70	0	5	20	20	17

2020 GAME-BY-GAME STATS

Opponent	No	Yds	Avg	Long	Blkd	TB	FC	50+	I20
Houston Baptist	4	159	39.8	43	0	1	3	0	1
Texas	5	239	47.8	56	1	0	2	2	2
at Kansas State	2	97	48.5	49	0	0	2	0	2
at Iowa State	6	261	43.5	47	0	1	4	0	1
West Virginia	5	267	53.4	87	0	2	2	2	1
Oklahoma	6	262	43.7	52	0	0	2	3	1
at TCU	7	330	47.1	56	0	0	1	2	1
at Oklahoma State	4	176	44.0	55	0	0	1	1	1
Kansas	2	107	53.5	55	0	0	0	2	1
Totals	41	1898	46.3	87	1	4	17	12	11

2019 GAME-BY-GAME STATS

Opponent	No	Yds	Avg	Long	Blkd	TB	FC	50+	I20
Montana State	5	242	48.4	57	0	0	4	2	2
UTEP	4	188	47.0	55	0	0	1	1	1
at Arizona	7	321	45.8	56	0	1	3	2	4
at Oklahoma	6	291	48.5	66	0	1	2	2	1
Oklahoma State	5	168	33.6	51	0	0	2	1	2
at Baylor	4	178	44.5	60	0	0	0	2	1
Iowa State	6	280	46.7	57	0	2	2	2	0
at Kansas	5	211	42.2	48	0	0	3	0	3
at West Virginia	5	227	45.4	58	0	1	2	2	1
TCU	4	189	47.2	52	0	0	4	1	2
Kansas State	4	165	41.2	49	0	0	3	0	2
at Texas	4	197	49.2	56	0	0	0	2	1
Totals	59	2657	45.0	66	0	5	26	17	20

CAREER PUNTING

Year	G	No.	Yards	Lg	Avg
2019	12	59	2657	66	45.0
2020	9	41	1898	87	46.3
2021	13	42	2023	70	48.2
2022	13	50	2215	65	44.3
Totals	47	192	8793	87	45.8



MONROE MILLS

OL | 6-6 | 315 | Jr. | 4th Yr. (2nd at Tech) | 1L
 Columbia, Mo. | Father Tolton HS | Oklahoma State
 Career Games: 12 / Career Starts: 10

71

YEARS OF ELIGIBILITY ENTERING SEASON: 3 | REDSHIRT AVAILABLE: NO

2022 SEASON (REDSHIRT SOPHOMORE)

Quickly developed a role as the starting right tackle during his first season as a Red Raider ... started in 10 games at right tackle, missing three games midway through Big 12 play due to an ankle injury ... held out of the lineup over a three-game stretch against West Virginia, Baylor and TCU ... ranked fourth on the team with 856 total offensive snaps, all of which came at right tackle ... was Texas Tech's highest-graded offensive lineman according to Pro Football Focus (63.4) ... allowed only one sack over 524 opportunities according to PFF, finishing with a 97.5 pass blocking efficiency ... had a pass blocking grade at 70.0 or higher against four power-five foes in N.C. State (9/17), Texas (9/24), Oklahoma (11/26) and in the TaxAct Texas Bowl versus Ole Miss (12/28) ... put together his highest pass blocking rating of the year in the overtime win over Texas (78.1) ... also a member of the Red Raiders' field goal protection unit.

PRIOR TO TEXAS TECH

Spent two seasons at Oklahoma State before transferring to Texas Tech ... appeared in two games during his tenure in Stillwater, which came late in Oklahoma State's win over Kansas in 2021 and then in the 2020 regular-season finale at Baylor ... combined for 24 snaps during those two games (19 on offense, 5 on special teams) ... joined the Red Raiders prior to the start of spring practices.

HIGH SCHOOL

Attended Father Tolton Catholic High School in his hometown of Columbia, Mo. ... one of the best offensive linemen in the state of Missouri prior to suffering a knee injury that kept him sidelined for his entire 2019 senior season ... previously played both ways as a junior, earning All-State and All-District honors ... also wrestled at Tolton, finishing his junior campaign with a record of 41-8 and placing third in Class 1 at 285 pounds ... part of his school's chess club as well ... rated as a three-star prospect by 247Sports, Rivals and ESPN ... ranked by Rivals as the No. 23 player out of Missouri ... was also No. 25 and No. 27 in the state-wide rankings by 247 Sports and ESPN as well ... received 20-plus scholarship offers, choosing Oklahoma State over offers from Arkansas State, Central Michigan, Columbia, Dartmouth, Harvard, Illinois, Indiana, Iowa State, Kansas, Missouri, Rutgers, Toledo and Tulane and interest from the likes of Cincinnati, Duke, Kentucky, Louisville, Nebraska, North Carolina, Ohio State, Ole Miss, Penn State, Texas, Wisconsin and others.

PERSONAL

Monroe Mills ... born in Columbia, Mo. ... son of Mike Mills and Amy Mills ... has two siblings, Montgomery and Margot ... hopes to one day become a business owner... enjoys fishing, hunting, and hiking in his spare time ... earned bachelor's degree in business management in August 2023 ... enrolled in graduate courses.

PARTICIPATION

GP/GS	2020*	2021*	2022	CAREER
GP/GS	1/0	1/0	10/10	12/10

* at Oklahoma State



JADEN MORRIS

RB | 5-11 | 205 | R-Fr. | 2nd Yr.
Arlington, Texas | Lamar HS
Career Games: 0 / Career Starts: 0

16

YEARS OF ELIGIBILITY ENTERING SEASON: 4 | REDSHIRT AVAILABLE: NO

2022 SEASON (FRESHMAN)

Redshirt season ... scout team member ... did not see any game action.

HIGH SCHOOL

Attended Lamar High School in the Dallas-Fort Worth Metroplex ... completed 171-of-284 passes his senior season for 1,819 yards and 11 touchdowns against 12 interceptions ... rushed the ball 49 times for 194 yards and three touchdowns ... recognized by District 8-6A as an honorable mention selection.

PERSONAL

Jaden Morris ... son of Jeff Morris and Angie Morris ... has one older sister, Brittany Morris and one younger brother, Camden Fry ... father is the offensive line coach at Lamar High School and previously played football at Southwestern Oklahoma State University ... career goals include coaching at the NCAA Division I level ... majoring in sport management at Texas Tech.



SAMMY MORRIS IV

DB | 6-1 | 205 | So. | 3rd Yr.
Prosper, Texas | Prosper HS
Career Games: 1 / Career Starts: 0

26

YEARS OF ELIGIBILITY ENTERING SEASON: 3 | REDSHIRT AVAILABLE: NO

2022 SEASON (REDSHIRT FRESHMAN)

Appeared in one game as a redshirt freshman - classified as a redshirt freshman after attending classes at Texas Tech during the 2021 season which started eligibility clock ... participated in the season opener against Murray State (9/3) ... scout team member.

HIGH SCHOOL

Attended Prosper High School in the Dallas-Fort Worth metroplex ... joined the Texas Tech football program prior to spring practices in 2022 ... was a second team All-District 5-6A selection as a senior in 2020 as a return specialist ... helped push Prosper to the Class 6A Division I state quarterfinals that season as well as his junior year ... also a member of the school's track and field program.

PERSONAL

Sammy Morris IV ... son of Sammy Morris III and Leslie Morris ... has two siblings, Kiera and Jady'n ... both parents are alumni of Texas Tech University ... father was one of the top running backs in school history before enjoying a 12-year career in the NFL with stops with the Buffalo Bills, Miami Dolphins, New England Patriots and Dallas Cowboys ... father now serves as the assistant director of player support development on the Texas Tech staff ... career goal of one day becoming a football coach ... advertising major at Texas Tech.



BEHREN MORTON

QB | 6-2 | 215 | So. | 3rd Yr. | 1L
Eastland, Texas | Eastland HS
Career Games: 11 / Career Starts: 4

2

YEARS OF ELIGIBILITY ENTERING SEASON: 3 | REDSHIRT AVAILABLE: NO

2022 SEASON (REDSHIRT FRESHMAN)

Displayed the potential that made him the highest-rated quarterback signee in program history ... appeared in nine games overall with four starts behind center ... missed the final three games of the regular season due to injury ... in games he didn't start, was often utilized with special packages to compliment his athleticism ... completed 96-of-169 passes on the season (56.8 percent) for 1,117 yards and seven touchdowns ... part of a Texas Tech offense that became only the second FBS program since 1996 to have three different quarterbacks throw for at least 1,000 yards in a season ... four starts all came during Big 12 play over a stretch against Oklahoma State, West Virginia, Baylor and TCU ... averaged 233.8 passing yards in games started and 285.3 passing yards per game in starts where

he finished the game ... had two 300-yard games during that run, the first of his career ... of his 96 completions, 48 went for at least 10 yards, while 14 were for 20 or more yards ... also had six completions for at least 30 yards, two for 40 yards and one for 50 yards ... credited with 325 offensive snaps by Pro Football Focus, including 316 at quarterback ... also the backup field goal holder on special teams ... **IN BIG 12 RANKINGS:** closed the season ranked tied for 12th in the league for passing touchdowns and 14th in total passing yards ... was 11th in the league for most passing completions of 10 yards or longer (48) ... **SEASON HIGHLIGHTS:** came off the bench in the season opener to complete 7-of-10 passes for 97 yards and a touchdown ... found Mason Tharp on a 21-yard scoring strike early in the fourth quarter that marked the first touchdown pass of his career ... entered more in a wide receiver role against both Houston (9/10) and Texas (9/24) for only one snap ... called upon off the bench in between those two games at N.C. State with 85 passing yards on 4-of-7 passing to go along with two rushes for 20 yards ... earned the first start of his career at Oklahoma State (10/8) in what was one of the most-impressive starting debuts in recent memory ... completed 39-of-62 yards for 379 yards and two touchdowns, while also rushing 17 times for 53 yards and another score ... marked the 10th time since 1999 where a Red Raider has thrown for 300 yards in his first career start ... became only the eighth Texas Tech freshman to start a quarterback during the Big 12 era, joining the likes of Kliff Kingsbury (1999), Seth Doege (2009), Baker Mayfield (2013), Davis Webb (2013), Patrick Mahomes II (2014), Alan Bowman (2018) and former teammate Donovan Smith (2021) ... his 379 passing yards were the third-highest total for a Red Raider making his starting debut against a conference opponent during the Big 12 era ... his 62 passing attempts marked the second-highest total for a Red Raider in a starting debut during the Big 12 era ... also marked the most attempts for an FBS freshman making his starting debut since Jared Goff had 64 on Aug. 31, 2013, in Cal's season-opening loss to Northwestern ... only the second Red Raider in Big 12 era and only freshman quarterback to make his first career start against a ranked opponent ... led the Red Raiders on an 11-play, 75-yard scoring drive to start the game, capping it with a 27-yard touchdown pass to Jerand Bradley ... later added a nine-yard touchdown run of his own late in the first quarter, marking his first time to find the end zone on the ground ... followed with 325 passing yards and two touchdowns two weeks later in the win over West Virginia (10/22) ... completed 28-of-45 passes versus the Mountaineers en route to becoming the eighth Red Raider in the Big 12 era to throw for at least 300 yards in each of his first two career starts ... joined a list of prominent quarterbacks such as Nic Shimonek (2017), Davis Webb (2013), Baker Mayfield (2013), Taylor Potts (2009), Graham Harrell (2006), Cody Hodges (2005) and Sonny Cumbie (2004) ... limited to only 11-of-34 passing for 152 yards and a touchdown versus Baylor (10/29) ... cut Baylor's lead to only seven points with an eight-yard touchdown run late in the third quarter, his second and final rushing touchdown of the year ... suffered an injury early in his start at TCU (11/5), departing early in the second quarter ... was 7-for-10 for 79 yards and a touchdown to that point, which including a 47-yard scoring strike over the middle to Bradley ... did not return from injury until the TaxAct Texas Bowl win against Ole Miss (12/28) ... part of one of the most creative scoring plays likely in college football that season after motioning as a receiver to under center, only for the snap to go through his legs to Tyler Shough for a rushing touchdown early in the win ... **AWARDS AND HONORS:** honorable mention All-Big 12 selection by the conference coaches ... recognized for work in the classroom as part of the Academic All-Big 12 first team.

2021 SEASON (FRESHMAN)

Redshirt season ... appeared in two games overall as a backup quarterback at Kansas (10/16) and again against Oklahoma State (11/20) ... completed 1-of-3 passes for no yards and rushed twice for 15 yards against the Cowboys ... member of the dress roster throughout the entire season.

HIGH SCHOOL

Attended Eastland High School in his hometown of Eastland, Texas ... one of the top quarterbacks in the country throughout prep career ... one of 11 quarterbacks nominated for the 2020 National High School Quarterback of the Year Award that is presented by the National Quarterback Club ... semifinalist for the 2020 Mr. Texas Football award presented by the Texas Bowl and Dave Campbell's Texas Football ... was a preseason candidate for High School All-American honors from Sports Illustrated ... was named MVP for District 5-3A his senior season ... threw for almost 3,613 yards, 37 touchdowns and only six interceptions, while adding 893 yards and 19 touchdowns on the ground as a senior ... averaged 6.9 yards per carry while also completing 68.6 percent of his passes ... nearly led Eastland to 100 points in a game his senior season after accounting for 10 total touchdowns (5 passing, 5 rushing) in a 91-71 victory over Panhandle ... totaled more than 8,800 passing yards during his three seasons to go along with 84 passing touchdowns

and only 15 interceptions ... considered an accurate passer with a roughly 64 percent completion rate ... proved to be a threat on the ground as well with more than 1,200 rushing yards and 24 rushing touchdowns ... was the District 3-3A Division I Offensive MVP as both a sophomore and junior ... became one of the top young quarterbacks in the state in 2018 after throwing for 2,435 yards and 18 touchdowns with only four interceptions ... followed with 2,766 passing yards and 29 touchdowns with only five interceptions a year later as a junior ... helped lead Eastland to the state quarterfinal round his senior year ... the Mavericks made the playoffs in each of his three seasons with a regional finals appearance in 2018 ... also a member of Eastland's basketball program ... consensus four-star prospect by the likes of Rivals, ESPN and 247Sports ... becomes the highest-rated quarterback by 247Sports to ever sign with the Red Raiders ... listed in the ESPN300 at No. 198 overall ... tabbed the No. 21 pocket passing quarterback nationally by ESPN and the 33rd-best player in the state ... ranked as the No. 6 pro-style quarterback in the country and No. 17 player in the state of Texas by 247Sports ... was the No. 12 dual-threat quarterback nationally and No. 44 player in the state by Rivals ... one of 20 quarterbacks from across the country invited to the prestigious Elite 11 Finals in 2020 ... **CHOSE TEXAS TECH OVER:** Baylor, Kansas, Nevada, SMU, TCU, Texas A&M, Tulsa, USC, Washington State and Wisconsin.

PERSONAL

Behren Morton ... son of James and Suni Morton ... has two older sisters, McKayla and Maggie ... Maggie Morton is currently a student at Texas Tech ... both parents are graduates of West Texas A&M University ... father was his high school coach throughout tenure in Eastland ... born in Lubbock as his father was the head football coach at Lubbock Monterey for 11 years before accepting the same position at Midland Lee in 2009 and then Eastland in 2016 ... father was a 2009 inductee into the West Texas A&M Hall of Champions for his time as a standout running back for the Buffs ... was later signed by the Tampa Bay Buccaneers for two seasons ... a public relations and strategic communication major at Texas Tech.

CAREER STATS

PASSING	G	Att	Cmp	Int	Yds	TD	Lg	Pct	Avg/G	Effic
2021	2	1	3	0	0	0	0	33.3	0.0	33.3
2022	9	96	169	6	1,117	7	55	56.8	124.1	118.9
Totals	11	97	172	6	1,117	7	55	56.4	101.5	117.4

RUSHING	G	Att	Yds	TD	Lg	Avg/C	Avg/G
2021	2	2	15	0	17	7.5	7.5
2022	9	42	79	2	15	1.9	8.8
Totals	11	44	94	2	17	2.1	8.5

PARTICIPATION	2021	2022	CAREER
GP/GS	2/0	9/4	11/4

2022 GAME-BY-GAME

Opponent	GS	Comp	Att	TD	INT	Yds	Lg	Run	Yds	TD	LG	
Murray State		7	10	1	1	97	24	3	-15	0	2	
Houston		0	0	0	0	0	0	0	0	0	0	
at NC State		4	7	0	1	85	38	2	20	0	13	
Texas		0	0	0	0	0	0	0	0	0	0	
at Kansas State		<i>DNP</i>										
at Oklahoma St.	*	39	62	2	1	379	36	17	53	1	15	
West Virginia	*	28	45	2	0	325	55	8	17	0	8	
Baylor	*	11	34	1	3	152	39	6	6	1	14	
at TCU	*	7	10	1	0	79	47	6	-2	0	4	
Kansas		<i>DNP-injured</i>										
at Oklahoma State		<i>DNP-injured</i>										
Oklahoma		<i>DNP-injured</i>										
vs. Ole Miss		0	1	0	0	0	0	0	0	0	0	
Totals		96	169	7	6	1,117	55	42	79	2	15	



TYLER OWENS

DB | 6-2 | 210 | S-Sr. | 5th Yr. (2nd at Tech) | 1L
 Plano, Texas | Plano East HS | Texas
 Career Games: 39 / Career Starts: 3

18

YEARS OF ELIGIBILITY ENTERING SEASON: 1 | REDSHIRT AVAILABLE: YES

2022 SEASON (SENIOR)

Appeared in 12 games with two starts during his first season as a Red Raider ... key member of the secondary and on special teams ... his two starts came during Big 12 play at Oklahoma State and in the TaxAct Texas Bowl victory over Ole Miss ... missed only the West Virginia game due to injury ... totaled 19 tackles (14 solo) to go along with an interception, a blocked kick, two forced fumbles and a pass breakup ... majority of his production came late in the season during Big 12 play and in the bowl win ... led the team with five tackles on special teams with three coming on kickoff duty and the other two as part of punt coverage ... credited with playing in 239 snaps defensively by Pro Football Focus and an additional 159 on special teams ... ranked fifth on the team for special teams snaps as a regular member of the kickoff, punt return and punt coverage units ... graded out a 71.5 on special teams by PFF, which ranked third on the team among players with at least 100 snaps, trailing only Tyrique Matthews and Keyon Blankenbaker ... received a 71.3 overall defensive grade by PFF, which was eighth on the team among those with at least 100 snaps ... **SEASON HIGHLIGHTS:** began his career with one tackle and a blocked kick against Murray State (9/3) ... got his hands to deflect a Murray State punt in the fourth quarter, causing it to only go 33 yards ... credited with one tackle in three other games - at N.C. State (9/17), versus Texas (9/24) and at Kansas State (10/1) ... made his first start as a Red Raider and the second of his career at Oklahoma State (10/8) ... suffered an injury against the Cowboys that kept him out for the West Virginia victory ... had three tackles and a season-high two pass breakups prior to that injury ... combined for six tackles over the remainder of regular season with two at TCU (11/5) and four at Iowa State (11/19) ... also forced a fumble at Iowa State that was recovered by the Cyclones ... earned the start in the TaxAct Texas Bowl, setting a new career high with six tackles while making his first career interception ... forced a key fumble early in the fourth quarter on one of those tackles, hitting Ole Miss' Dayton Wade over the middle to knock the ball loose for Isaac Smith to recover ... interception came on the Rebels' final offensive play with him stepping in front of pass in the end zone ... **SENIOR DECISION:** elected to return to the Red Raiders for a super senior season in 2023 for the extra year of eligibility afforded by the COVID-shortened 2020 campaign.

PRIOR TO TEXAS TECH

Transferred to Texas Tech after playing three seasons at the University of Texas ... will have two seasons of eligibility remaining as well as a redshirt opportunity ... arrived on campus ahead of spring practices for the 2022 football season ... saw action in 27 games with one start in the secondary during his career as a Longhorn ... totaled 12 tackles during that span (nine solo) to go along with 0.5 tackles for loss, a pass breakup and a punt block ... ironically, had success against his new school, posting two tackles and a blocked punt in three career games versus the Red Raiders ... **2021 SEASON (JUNIOR):** appeared in five games overall, logging two solo tackles, which came against Rice (9/18) and against his new team in Texas Tech (9/25) ... also saw action in games against Arkansas (9/11), TCU (10/2) and Oklahoma (10/9) ... **2020 SEASON (SOPHOMORE):** inserted into nine games during his COVID-shortened sophomore campaign ... totaled two tackles on the season, including one assisted stop that went for a loss ... added a pass breakup in the secondary and made a key blocked punt against Texas Tech (9/26) ... blocked punt was returned for a touchdown by Jahdae Barron early in the third quarter ... blocked punt halted some early momentum for the Red Raiders, who had cut their deficit to 31-28 less than two minutes earlier ... two tackles came against UTEP (9/12) and again versus Baylor (10/24), the final one coming at a loss ... **2019 SEASON (FRESHMAN):** appeared in 13 games as a true freshman while making one start in the secondary ... credited with eight tackles on the year (six solo) after contributing primarily on special teams ... made the lone start in his Texas career late in the season at TCU (10/26) ... recorded at least one tackle in six different games ... set career highs with two tackles at Rice (9/15) and against the Horned Frogs ... also made stops versus Louisiana Tech (8/31), at West Virginia (10/5) and against both Oklahoma (10/12) and Texas Tech (11/29).

HIGH SCHOOL

Attended Plano East High School in the Dallas-Fort Worth metroplex ... considered one of the top high school defensive backs in the country prior to signing with



JALÓN PEOPLES

DB | 5-11 | 185 | R-Fr | 2nd Yr.
Cedar Hill, Texas | Cedar Hill HS
Career Games: 2 / Career Starts: 0

YEARS OF ELIGIBILITY ENTERING SEASON: 4 | REDSHIRT AVAILABLE: NO

2022 SEASON (FRESHMAN)

Redshirt season ... appeared in two games overall, which came in wins over Murray State (9/3) and West Virginia (10/22) ... scout team member.

HIGH SCHOOL

Attended Cedar Hill High School in the Dallas-Fort Worth metroplex ... played for one of the more dominant high school programs in the state of Texas ... helped push Cedar Hill to the third round of the Class 6A Division II playoffs as a senior in 2021 following a 12-2 overall record ... the Longhorns previously advanced all the way to the state championship game during his junior campaign ... the Longhorns were a combined 29-10 over his three seasons ... garnered first team All-District 11-6A as a cornerback his senior season ... was previously an All-District 7-6A second team honoree as a sophomore ... committed to Texas Tech the night Joey McGuire was named the Red Raiders' new head coach due to their mutual Cedar Hill connection ... received scholarship offers by more than 30 programs nationally ... consensus three-star recruit by 247Sports, Rivals and ESPN ... listed as the No. 17 recruit in the DFW area for the 2022 class by the Dallas Morning News ... ranked as the No. 46 cornerback in the country by 247Sports and No. 72 overall player in Texas ... **CHOSE TEXAS TECH OVER:** Arkansas, Baylor, Cincinnati, Colorado, Georgia Tech, Illinois, Indiana, Iowa, Kansas, Kansas State, Minnesota, Mississippi State, Missouri, Nebraska, Oklahoma State, Ole Miss, SMU, Tennessee, UCF, UTSA, Vanderbilt, Virginia, Washington, Washington State and Wisconsin.

PERSONAL

Jalón Peoples ... son of Valesca Moore ... brother to Jaenlaa, Dimitri, Richard, Jasmine and Herman ... relatives Richard Moore and Justin Evans were collegiate athletes ... his brother, Dimitri Moore, graduated from Cedar Hill, and later played for Vanderbilt and Missouri State before transferring to Texas Tech for a super senior season in 2022 ... a university studies major at Texas Tech.

Texas ... helped lead Plano East to an 8-3 overall record, including a 5-2 district mark, as a senior in 2018 en route to an appearance in the Class 6A Division I playoffs ... named a first team All-District 9-6A selection after recording 67 tackles, 30 tackles for loss, two interceptions and eight pass breakups as a senior ... pulled in a key interception against Prosper to help Plano East start its season at 5-0 overall ... tabbed a preseason candidate for the top defensive players in the DFW area by the Dallas Morning News in 2018 ... was a third team Super Team honoree and a top-30 defensive back selection by Dave Campbell's Texas Football prior to that season ... previously registered 56 tackles, 2.0 tackles for loss, one forced fumble, an interception and four pass breakups as a junior ... collected 21 tackles, 1.0 tackle for loss and a fumble recovery as a sophomore in 2017 ... helped push Plano East to a 6-5 overall record and an appearance in the Class 6A playoffs in 2016 ... member of the track and field program at Plano East, competing in several of the sprinting events ... part of a 4x200m relay team that was clocked at 1:25.71 to set a new school record ... timed at 10.35 in the 100-meter dash during prep career as well ... consensus four-star prospect by the likes of Rivals, 247Sports and ESPN ... ranked No. 239 nationally, No. 21 in Texas and No. 21 among safeties by Rivals ... listed at No. 76 nationally, No. 13 in Texas and No. 5 among safeties by 247Sports ... labeled the No. 41 player in Texas, the No. 55 player in the region and the No. 25 player at safety nationally by ESPN ... was ranked No. 33 by the Austin American Statesman Fab 55 for the 2019 class ... an honor roll student in high school.

PERSONAL

Tyler Owens ... son of Ed and Deborah Owens ... enjoys fishing and drawing in his spare time ... has four siblings ... a university studies major at Texas Tech.

CAREER STATS

PARTICIPATION	2019*	2020*	2021*	2022	CAREER
GP/GS	13/1	9/0	5/0	12/2	39/3

TACKLES	GP	UA	A	Total	TFL	Yds	PD	FF	FR	Blkd	QBH
2019 (OUT)	13	6	2	8	0.0	0	0	0	0	0	0
2020 (OUT)	9	2	1	3	0.5	2	1	0	0	1	0
2021 (OUT)	5	2	0	2	0.0	0	0	0	0	0	0
2022 (TTU)	12	14	5	19	0.0	0	2	2	0	1	0
TOTALS	39	24	8	32	0.5	2	3	2	0	2	0

INTERCEPTIONS	GP	No	Yds	TD	LG	AVG/R
2019 (OUT)	13	0	0	0	0	0.0
2020 (OUT)	9	0	0	0	0	0.0
2021 (OUT)	5	0	0	0	0	0.0
2022 (TTU)	12	1	0	0	0	0.0
TOTALS	39	1	0	0	0	0.0

SINGLE-GAME CAREER HIGHS

Tackles	6, twice, vs. Ole Miss (2022)*
Tackles For Loss	0.5, vs. Baylor (2022)
Sacks	1.0, vs. Virginia (2020)
Interceptions	1, vs. Ole Miss (2022)
Fumbles Forced	1, twice, vs. Ole Miss (2022)*
Pass Breakups	2, at Oklahoma St. (2022)

* Indicates most recent high

2022 GAME-BY-GAME STATS

Opponent	GS	UA	A	TOT	TFL-YDS	INT-YDS	FF	FR	PBU	
Murray State	1	0	1	1	0.0-0	0-0	0	0	0	
Houston	0	0	0	0	0.0-0	0-0	0	0	0	
at NC State	1	0	1	1	0.0-0	0-0	0	0	0	
Texas	1	0	1	1	0.0-0	0-0	0	0	0	
at Kansas State	1	0	1	1	0.0-0	0-0	0	0	0	
at Oklahoma St. *	2	1	3	3	0.0-0	0-0	0	0	2	
West Virginia	<i>DNP-injured</i>									
Baylor	0	0	0	0	0.0-0	0-0	0	0	0	
at TCU	1	1	2	2	0.0-0	0-0	0	0	0	
Kansas	0	0	0	0	0.0-0	0-0	0	0	0	
at Iowa State	3	1	4	4	0.0-0	0-0	1	0	0	
Oklahoma	0	0	0	0	0.0-0	0-0	0	0	0	
vs. Ole Miss *	4	2	6	6	0.0-0	1-0	1	0	0	
Totals	14	5	19	19	0.0-0	1-0	2	0	2	



LANDON PETERSON

OL | 6-6 | 300 | Sr. | 5th Yr. | 3L
Odessa, Texas | Permian HS
Career Games: 25 / Career Starts: 9

72

YEARS OF ELIGIBILITY ENTERING SEASON: 2 | REDSHIRT AVAILABLE: NO

2022 SEASON (JUNIOR)

Earned the starting nod at right guard as a junior ... earned the start in the first eight games of the year before suffering a season-ending injury against Baylor (10/29) ... credited with playing in 538 offensive snaps by Pro Football Focus, which ranked eighth on the team overall ... allowed only one sack and 16 total pressures out of 352 opportunities according to PFF, finishing with a 97.6 pass blocking efficiency ... that efficiency rating ranked second on the team behind only fellow guard Jacoby Jackson ... lone sack surrendered did not come until his final game of the year against Baylor ... received a 70.9 grade by PFF in the season opener against Murray State (9/3), his highest of the season.

2021 SEASON (SOPHOMORE)

Inserted into seven games with one start as a sophomore ... key backup on the offensive line and also a member of the field goal protect unit ... credited with playing 51 snaps on the offensive line with 10 coming in the win over Florida International (9/18) and the other 41 at Kansas (10/16) ... earned his first career start versus the Jayhawks, filling in at right guard for Josh Burger, who shifted over to center for an injured Dawson Deaton ... came into the season as the primary backup to Burger at right guard.

2020 SEASON (REDSHIRT FRESHMAN)

Appeared in nine games either on special teams or as a reserve on the offensive line ... inserted often as part of the field goal protection unit.

2019 SEASON (FRESHMAN)

Redshirt season ... scout team member ... made one appearance on the year against UTEP (9/7).

HIGH SCHOOL

Attended Permian High School in Odessa, Texas ... helped lead Permian to an 8-4 record as a senior and an appearance in the Class 6A area round ... named a unanimous first team All-District 2-6A selection as a senior ... collected second team All-District honors his junior year ... three-star prospect according to 247Sports, ESPN and Rivals ... ranked as the No. 66 OL in the 2019 class by 247Sports ... joins two other Permian graduates in recent years to join the Red Raiders in defensive backs Desmon Smith and Jax Welch ... CHOSE TEXAS TECH OVER: Baylor, Colorado, Colorado State, Illinois, Nevada, North Texas, SMU, Virginia and Washington State

PERSONAL

Landon Peterson ... born in Odessa, Texas ... son of Dennis and Barbara Peterson ... father is the head men's soccer coach at University of Texas-Permian Basin ... youngest of five children ... older siblings include Cody, Drew and Gage Peterson and Shelby Smith ... a sports management major at Texas Tech.

PARTICIPATION	2019	2020	2021	2022	CAREER
GP/GS	1/0	9/0	7/1	8/8	25/9



JESIAH PIERRE

LB | 6-2 | 240 | Sr. | 5th Yr. (3rd at Tech) | 2L
Mount Dora, Fla. | Mount Dora Christian Academy | Florida
Career Games: 37 / Career Starts: 13

8

YEARS OF ELIGIBILITY ENTERING SEASON: 2 | REDSHIRT AVAILABLE: NO

2022 SEASON (JUNIOR)

Emerged as one of Texas Tech's top defensive standouts as a junior ... appeared in all 13 games with 10 starts at outside linebacker ... recorded 40 tackles (24 solo), including 7.0 for a loss and 4.5 sacks ... had one pass breakup, a forced fumble and three quarterback hurries ... his entire tackle for loss and sack totals came during Big 12 play ... notched at least one tackle in 11 of 13 games and had multiple stops in 10 of those contests ... was eighth on the team in total tackles and second in the outside linebackers room, trailing only Tyree Wilson ... was fourth overall for tackles for loss and third for sacks on the team ... credited with appearing in 622 defensive snaps by Pro Football Focus, which led the outside linebackers room ... **SEASON HIGHLIGHTS:** limited to five tackles over the first four games of the season, all in non-conference play with three against Murray State (9/3) and two at N.C. State (9/17) ... made his first tackle in league play with one stop at Kansas State (10/1) ... notched his first sack of the season at Oklahoma State (10/8) as part of five tackles ... sack came on a 3rd-and-6 pass attempt midway through the third quarter that forced an Oklahoma State punt ... followed with two tackles and a pass breakup in the win over West Virginia (10/22) and then five stops in back-to-back games against Baylor (10/29) and at TCU (11/5) ... the TCU performance might have been his best of the season, featuring a career-high 2.5 tackles for loss as well as 1.5 sacks ... shared a sack with Tyree Wilson that led to a punt in the second quarter and then had one of his own just before halftime ... credited with an assisted tackle for loss on two running plays in the second half as well ... set a new career high with seven tackles in the win over Kansas, which included another career mark with 2.0 sacks ... final of his two sacks helped the Red Raiders seal the victory over the Jayhawks as he had a strip sack of Kansas quarterback that was recovered by Jaylon Hutchings and returned inside the 10 yard line ... strip sack was followed by a Tahj Brooks touchdown run three plays later to give the Red Raiders a 15-point lead with just over three minutes to play ... was the first forced fumble of his career and the most timely sack to that point in his Red Raider tenure ... came close to matching his career high total for tackles at Iowa State (11/19), finishing one shy with six ... had 1.5 tackles for a loss and a quarterback hurry in the win over the Cyclones, all at crucial times ... first FTL of the game as well as the quarterback hurry came in the first quarter, leading to punts on both drives ... quarterback hurry came on a 3rd-and-6 play from the Red Raiders' side of the field ... again came up with key second-half play on Iowa State's second drive of the third quarter, stopping the Cyclones for no yards on their down before delivering a key three-yard loss on a 4th-and-1 play from the Red Raiders' own two yard line ... closed the season with two tackles in both the regular-season finale against Oklahoma (11/26) and in the TaxAct Texas Bowl win over Ole Miss (12/28) ... forced a key punt on 3rd-and-18 against the Rebels with his quarterback hurry midway through the third quarter ... **AWARDS AND HONORS:** first team Academic All-Big 12 honoree for his work in the classroom.

2021 SEASON (SOPHOMORE)

Showed his potential as a top linebacker in his debut season as a Red Raider ... appeared in 11 games overall with three starts, all of which came during Big 12 play ... finished with 27 tackles overall (15 solo), easily the most in his young career ... combined for 1.0 tackle for a loss after two assisted stops behind the line of scrimmage ... bulk of tackles came over the front half of the season after recording 21 in the first six games ... missed two games late in the season due to injury ... credited with appearing in 239 snaps defensively and 93 on special teams ... member of the kickoff return unit and also saw time as part of the kickoff coverage and field goal block units ... **SEASON HIGHLIGHTS:** opened his Red Raider career by making five tackles, including one assisted stop that went for a loss, in the come-from-behind victory over Houston (9/4) ... combined for six stops over the two remaining non-conference games with two against Stephen F. Austin (9/11) and four versus Florida International (9/18) ... opened Big 12 play with two tackles at Texas (9/25) and three at West Virginia (10/2) ... put together his best performance of the season against TCU, setting a career high with six tackles, included an assisted tackle for loss ... the TCU game was the second of three-consecutive starts at linebacker, which covered the West Virginia and Kansas wins (10/16) as well ... notched two tackles at Oklahoma (10/30) and then his final three of the year versus Oklahoma State (11/20) ... injury forced him out of Texas

Tech's final two wins of the year against Iowa State (11/13) and then Mississippi State (12/28) in the AutoZone Liberty Bowl.

PRIOR TO TEXAS TECH

Joined the Red Raiders following two seasons at the University of Florida ... will have four years of eligibility remaining with the Red Raiders ... appeared in 13 games over his time in Gainesville, totaling eight tackles during that span ... all his tackles came during his 2020 redshirt freshman season. **2020 SEASON (REDSHIRT FRESHMAN):** made a career-high four tackles in the win at Vanderbilt, which included a shared takedown for a four-yard loss ... also had tackles at Missouri and Tennessee and two against Kentucky. **2019 SEASON (FRESHMAN):** redshirted the 2019 season after playing in two games as a true freshman ... made appearances against both UT-Martin and Towson ... tabbed to the SEC Fall Academic Honor Roll.

HIGH SCHOOL

Attended Mount Dora Christian Academy in Mount Dora, Fla. ... played on both sides of the ball during prep career ... named Defensive Player of the Year by the Leesburg Daily Commercial following both his junior and senior seasons ... compiled 131 tackles and 4.5 sacks in his freshman and sophomore seasons alone ... helped lead school to the 2018 Sunshine State Athletic Conference semifinal game and the quarterfinal round in 2017 ... also a member of the school's track and field program where he was a two-time state champion in the discus as a sophomore and junior ... consensus three-star prospect by the likes of ESPN, Rivals and 247Sports ... was the No. 40 outside linebacker in his class according to Rivals ... listed as the No. 64 outside linebacker in the country and the No. 94 player in Florida by 247Sports coming out of high school ... ranked as the No. 2 player in the Orlando Sentinel's Super60 of Central Florida athletes ... chose to attend Florida over offers from Georgia, Kentucky, Miami, Ole Miss and others.

PERSONAL

Jesiah Pierre ... son of Jean-Richard Pierre and Marie Piard ... father attended Oakwood University and is now a pastor and works in auto sales ... mother graduated from Florida International and works in health care ... one of seven siblings in his family ... older brothers, Jeremiah and Jasper, both played football collegiately at the junior college and NAIA levels ... earned bachelor's degree in university studies from Texas Tech, December 2022 ... currently seeking an essentials of business certificate.

CAREER STATS

PARTICIPATION	2019*	2020*	2021	2022	CAREER
GP/GS	2/0	11/0	11/3	13/10	37/13

* at Florida

TACKLES	GP	UA	A	Total	TFL	Yds	PD	FF	FR	INT	QBH
2019 (IUF)	2	0	0	0	0.0	0	0	0	0	0	0
2020 (IUF)	11	3	5	8	0.5	4	0	0	0	0	0
2021 (TTU)	11	15	12	27	1.0	2	0	0	0	0	0
2022 (TTU)	13	24	16	40	7.0	28	1	1	0	0	3
Totals	37	42	33	75	8.5	34	1	1	0	0	3

2022 GAME-BY-GAME STATS

Opponent	GS	UA	A	TOT	SACKS-YDS	TFL-YDS	FF	FR	INT	QBH
Murray State	*	1	2	3	0.0-0	0.0-0	0	0	0	0
Houston	*	0	0	0	0.0-0	0.0-0	0	0	0	0
at NC State	*	0	2	2	0.0-0	0.0-0	0	0	0	0
Texas	*	0	0	0	0.0-0	0.0-0	0	0	0	0
at Kansas State	*	1	0	1	0.0-0	0.0-0	0	0	0	0
at Oklahoma St.	*	3	2	5	1.0-1	1.0-1	0	0	0	0
West Virginia	*	1	1	2	0.0-0	0.0-0	0	0	0	0
Baylor	*	3	2	5	0.0-0	0.0-0	0	0	0	0
at TCU	*	1	4	5	1.5-8	2.5-11	0	0	0	1
Kansas	*	6	1	7	2.0-12	2.0-12	1	0	0	0
at Iowa State	*	4	2	6	0.0-0	1.5-4	0	0	0	1
Oklahoma	*	2	0	2	0.0-0	0.0-0	0	0	0	0
vs. Ole Miss	*	2	0	2	0.0-0	0.0-0	0	0	0	1
Totals		24	16	40	4.5-21	7.0-28	1	0	0	3

2021 GAME-BY-GAME STATS

Opponent	GS	UA	A	TOT	SACKS-YDS	TFL-YDS	FF	FR	INT	QBH
vs. Houston		3	2	5	0.0-0	0.5-1	0	0	0	0
Stephen F. Austin		0	2	2	0.0-0	0.0-0	0	0	0	0
FIU		3	1	4	0.0-0	0.0-0	0	0	0	0
at Texas		2	0	2	0.0-0	0.0-0	0	0	0	0
at West Virginia	*	1	2	3	0.0-0	0.0-0	0	0	0	0
TCU	*	3	3	6	0.0-0	0.5-1	0	0	0	0
at Kansas	*	0	0	0	0.0-0	0.0-0	0	0	0	0
Kansas State		0	0	0	0.0-0	0.0-0	0	0	0	0
at Oklahoma		2	0	2	0.0-0	0.0-0	0	0	0	0
Iowa State	DNP									
Oklahoma State		1	2	3	0.0-0	0.0-0	0	0	0	0
at Baylor		0	0	0	0.0-0	0.0-0	0	0	0	0
vs. Mississippi St.	DNP									
Totals		15	12	27.0	0.0-0	1.0-2	0	0	0	0

2020 GAME-BY-GAME STATS (@ FLORIDA)

Opponent	UA	A	TOT	SACKS-YDS	TFL-YDS	FF	FR	INT	QBH
at Ole Miss	0	0	0	0.0-0	0.0-0	0	0	0	0
South Carolina	0	0	0	0.0-0	0.0-0	0	0	0	0
at Texas A&M	0	0	0	0.0-0	0.0-0	0	0	0	0
Mizzou	0	1	1	0.0-0	0.0-0	0	0	0	0
vs. Georgia	0	0	0	0.0-0	0.0-0	0	0	0	0
Arkansas	0	0	0	0.0-0	0.0-0	0	0	0	0
at Vanderbilt	0	4	4	0.0-0	0.5-4	0	0	0	0
Kentucky	2	0	2	0.0-0	0.0-0	0	0	0	0
at Tennessee	1	0	1	0.0-0	0.0-0	0	0	0	0
LSU	0	0	0	0.0-0	0.0-0	0	0	0	0
vs. Alabama	0	0	0	0.0-0	0.0-0	0	0	0	0
vs. Oklahoma	DNP								
Totals	3	5	8	0.0-0	0.5-4	0	0	0	0



JOSEPH PLUNK

DB | 5-10 | 180 | Jr. | 4th Yr. | 1L
Amarillo, Texas | Tascosa HS
Career Games: 13 / Career Starts: 0

31

YEARS OF ELIGIBILITY ENTERING SEASON: 3 | REDSHIRT AVAILABLE: NO

2022 SEASON (REDSHIRT SOPHOMORE)

Appeared in all 13 games as a sophomore ... listed as one of Texas Tech's backup safeties throughout the season after a strong showing in spring ball and preseason camp ... saw action defensively late in wins over Murray State (9/3) and West Virginia (10/22) as well as in the TaxAct Texas Bowl versus Ole Miss (12/28) ... praised for his work on special teams as part of the kickoff and punt return units ... **AWARDS AND HONORS:** Academic All-Big 12 second team honoree.

2021 SEASON (SOPHOMORE)

Redshirt season ... recognized as one of Texas Tech's top scout team members throughout the season ... did not see any game action.

2020 SEASON (FRESHMAN)

Did not see any game action as a true freshman ... scout team member.

HIGH SCHOOL

Attended Tascosa High School up the road in Amarillo, Texas ... starred at quarterback for the Rebels for two seasons, but will make the switch to the defensive secondary at Texas Tech ... received time at defensive back in high school ... compiled 2,546 rushing yards and 33 touchdowns as a senior ... added 513 yards and five touchdowns through the air ... named District 2-6A MVP as a senior to go with a pair of Class 6A All-State nods, including second team by the APSE and honorable mention by the Texas Sports Writers Association.

PERSONAL

Joseph Plunk ... son of Ken and Debbie Plunk ... has two brothers, Alex and Jacob ... father is the head football coach at Amarillo Tascosa High School ... declares he is good at chess ... a sport management major at Texas Tech.



MYLES PRICE

WR | 5-10 | 190 | Sr. | 4th Yr. | 3L
The Colony, Texas | The Colony HS
Career Games: 32 / Career Starts: 21

1

YEARS OF ELIGIBILITY ENTERING SEASON: 2 | REDSHIRT AVAILABLE: YES

2022 SEASON (JUNIOR)

Remained a prominent weapon in the passing game and as a returner as a junior ... closed the year with a share of the team high in receptions despite appearing in only 11 games with nine starts ... missed two games midway through Big 12 play due to an injury ... closed the year with 51 receptions for 513 yards and two touchdowns, falling only 10 yards shy of his career high total from 2021 ... shared the team high for receptions with Jerand Bradley and ranked third overall for receiving yards ... caught at least one pass in all 11 games he entered and had three or more receptions in nine of those contests ... of his 51 receptions, 19 went for at least 10 yards, while five went for 20 or more yards with one other at 50 yards ... had the second-longest reception on the season by a Red Raider at 54 yards ... was second in the receiver room and among offensive skill position players with 585 offensive snaps credited by Pro Football Focus ... utilized on special teams as well primarily as a punt returner ... had eight punt returns for 63 yards (7.9) on the year with a long of 20 ... had the most punt returns on the roster and led the team with a 7.9 average ... utilized as a kick returner twice in the bowl game, which did not result in any returns ... **IN NCAA RANKINGS:** one of only 15 players in the FBS to record at least 13 receptions in a game, which came in the Big 12 opener against Texas ... **IN BIG 12 RANKINGS:** closed the year ranked sixth in the league for receptions per game (4.6) as well as 18th for receiving yards per game (46.6) ... his 13 receptions versus Texas marked the second-highest total by a Big 12 receiver on the year ... **SEASON HIGHLIGHTS:** opened the season with three catches for 39 yards and a punt return for 18 yards in the win over Murray State (9/3) ... provided possibly his biggest catch of the season the following week versus Houston (9/10) after hauling in a Donovan Smith pass over the middle and outrunning the defense for a 54-yard touchdown just before halftime ... touchdown gave the Red Raiders a 17-3 lead with only 18 seconds left in the second quarter and marked the second-longest reception on the year by a Red Raider ... was part of five catches for 78 yards in the overtime win over the Cougars ... closed non-conference play with four receptions for 50 yards and another touchdown at N.C. State (9/17) ... touchdown versus the Wolfpack also came right before the half on a 24-yard strike from Smith with only 50 seconds to go ... put together one of the best performances of his career in the Big 12 opener versus Texas (9/24), setting a career high with 13 receptions in the win ... marked the most receptions by a Red Raider in a game since Antoine Wesley had the same total in a 2018 win over Houston ... finished two yards shy of the 100-yard mark receiving wise and also returned one punt for a season-long 20 yards versus the Longhorns ... punt return ended Texas' first drive of the fourth quarter, pushing the Red Raiders to the Longhorns' 30 yard line to start an eventual game-tying touchdown drive ... responsible for Texas Tech's final fourth-down conversion of six total in the game after a six-yard reception on 4th-and-3 from the 50 yard line ... the Red Raiders drilled a field goal with 21 seconds remaining to take a 34-31 lead ... followed with six catches for 44 yards at Kansas State (10/1) ... suffered an injury versus the Wildcats that forced him to miss the Oklahoma State (10/8) and West Virginia (10/22) games ... slow to return to form with one catch for 16 yards versus Baylor (10/29) as well as two receptions for 14 yards and two punt returns for 17 yards at TCU (11/5) ... had three or more receptions in each of the final four games of the year, all wins ... started that stretch with five receptions for 43 yards versus Kansas (11/12) followed by three for 42 yards at Iowa State (11/19) ... closed the regular season with six catches for 54 yards in the win over Oklahoma (11/26) before adding three receptions for 35 yards in the TaxAct Texas Bowl victory over Ole Miss (12/28) ... **AWARDS AND HONORS:** honorable mention All-Big 12 selection by the conference coaches ... tabbed to the Paul Hornung Award watch list prior to the season.

2021 SEASON (SOPHOMORE)

Built upon his success as a true freshman as Texas Tech's third-leading receiver as a sophomore ... appeared in 12 games overall with nine starts at inside receiver ... missed only the regular season finale at Baylor due to injury ... caught 38 passes for 523 yards and a pair of touchdowns, ranking third on the team for both receptions and receiving yards ... utilized for his speed in many different ways after receiving 14 carries for 83 yards and another touchdown ... contributed in the return game as well, bringing back two punts for 37 yards with a long of 27

yards ... closed the year with 643 all-purpose yards, an improvement on his true freshman campaign ... caught at least one pass in 11 of 12 games overall and had multiple receptions in 10 contests overall ... one of four Red Raiders with a 100-yard game on the season, joining Erik Ezukanma, Travis Koontz and Kaylon Geiger Sr. ... explosive through the passing game with nine catches of at least 20 yards, six of 30 yards and three at 40 yards or longer ... **SEASON HIGHLIGHTS:** limited to only two carries for eight yards in the season-opening win over Houston (9/4) ... was his lone outing without a catch on the season ... hauled in his first pass of the season the next week versus Stephen F. Austin (9/11), finishing with two catches for 14 yards ... closed non-conference play with another two receptions for 19 yards in the win over Florida International (9/18) ... broke loose for a huge day in the Big 12 opener at Texas (9/25), resulting in five catches for 75 yards and a touchdown ... made an impressive catch for his first touchdown of the year, bringing down a 40-yard scoring strike from Henry Colombi with 3:32 remaining before halftime ... recorded two catches in each of the next three weeks, totaling eight yards at West Virginia (10/2), 41 yards versus TCU (10/9) and 20 yards at Kansas (10/16) ... made an impact on the ground in all three games, too, with one carry for 14 yards at WVU, one for 15 yards against the Horned Frogs and a career-high three attempts for 25 yards at Kansas ... performance at Kansas included a seven-yard touchdown run that gave the Red Raiders a 24-0 lead just before halftime ... combined for 19 catches the next three games with four coming against Kansas State (10/23) and six at Oklahoma (10/30) ... totaled 64 yards through the air versus the Wildcats and then 36 at Oklahoma ... provided an explosive play on special teams against K-State after returning a punt 27 yards into Wildcat territory early in the first quarter ... was the second-longest punt return by any Red Raider on the season ... set career highs with nine catches for 175 yards to help Texas Tech reach bowl eligibility against Iowa State (11/13) ... added his second touchdown reception of the season on a 39-yard strike from Donovan Smith late in the first quarter that gave the Red Raiders a 14-7 lead ... marked the second-highest receiving total by a Red Raider on the season, trailing only Ezukanma's 179 yards versus Houston ... injured early in the Oklahoma State game (11/20), ending with only a reception for negative-one yard ... held out of the regular-season finale at Baylor (11/27) as a result ... returned for the AutoZone Liberty Bowl versus Mississippi State (12/28), catching three passes for 72 yards while rushing twice for 15 yards ... helped set up Texas Tech's final touchdown of the night with a 48-yard strike down the right side from Smith early in the fourth quarter ... completion pushed the Red Raiders to the Mississippi State 32 yard line on a drive that ultimately ended on a SaRodrick Thompson touchdown run ... led the Red Raiders in receiving yards in the memorable bowl victory ... **AWARDS AND HONORS:** Paul Hornung Award watch list ... recognized for work in the classroom as part of the Academic All-Big 12 second team.

2020 SEASON (FRESHMAN)

Proved to be a dynamic threat with the ball in his hands as only a true freshman ... appeared in nine games overall with three starts at the inside receiver position ... one of four true freshmen to start in a game, joining offensive lineman Caleb Rogers, tight end John Holcomb and fellow wide receiver Ja'Lynn Polk ... led all freshmen and ranked fourth on the team in all-purpose yards after catching 28 passes for 300 yard and a touchdown while rushing 12 times for 124 yards and another score ... ranked second on the team in receiving yards and tied for third overall for receptions ... was the leader among a talented freshman receiving core in receiving yards and shared the team high for receptions with Ja'Lynn Polk ... utilized in the return game as well with three kick returns for a 19.7 yards per attempt average ... caught at least one pass in nine games and made at least one rushing attempt in eight of those games as well ... **SEASON HIGHLIGHTS:** made his Red Raider debut in the Big 12 opener versus Texas (9/26), catching one pass for eight yards while rushing once for an additional seven yards ... found the end zone for the first time in his career the next week at Kansas State (10/3) as part of six catches for 51 yards ... scored on a 13-yard strike from Henry Colombi early in the fourth quarter to give the Red Raiders a 21-17 lead ... also had a season-high two kick returns for 30 yards versus the Wildcats ... hauled in two passes for 16 yards and rushed once for a 10-yard gain at Iowa State (10/10) ... recorded season highs with seven catches for 79 yards in the win over West Virginia (10/24) ... performance included a key third-down reception for nine yards in the fourth quarter that extended Texas Tech's drive, eventually handing the ball back to the Mountaineers with only 42 seconds remaining ... touched the ball twice against Oklahoma (10/31) with a punt return brought back 29 yards and one reception for nine yards ... on the receiving end of four catches for 30 yards the next week at TCU (11/7) to go along with one carry for 12 yards ... limited to only one catch for five yards and two carries for minus-1 yard in the win over Baylor (11/14) ... kicked off a stretch of three-straight games with two carries as he had two for

seven yards at Oklahoma State (11/28) ... also posted four receptions for 59 yards through the air against the Cowboys ... ended the year with his most explosive play of the season after escaping for a 70-yard touchdown run against Kansas (12/5) ... reverse play marked the longest rush from scrimmage by a non-running back since the Red Raiders moved to a spread offense in 2000 ... touchdown went along with two catches for 43 yards in the win.

HIGH SCHOOL

Attended The Colony High School in The Colony, Texas ... totaled 1,307 receiving yards and another 311 on the ground, including 227 on kickoff returns, during his senior year ... garnered District 5-5A Division I Offensive MVP accolades his senior year ... was also a second team All-State selection by the Associated Press Sports Editors and an honorable mention pick by the Texas Sports Writers Association (TSWA) ... recognized as third team All-State as a kick returner by TSWA as well ... named the District 5-5A Overall MVP as a junior ... notched 906 receiving yards and 661 rushing yards as a junior ... also had 634 rushing yards and a touchdown through the air as a sophomore ... finished his high school career with 3,884 total yards with 1,606 rushing and 2,278 receiving in three years ... three-star prospect according to 247Sports, ESPN and Rivals ... **CHOSE TEXAS TECH OVER:** Arizona State, Boise State, Boston College, Colorado, Houston, Illinois, Kansas, Oklahoma State, Ole Miss, Purdue, SMU, TCU, Utah and Washington State.

PERSONAL

Myles Price ... son of Kimberly Sanders and Kenneth Price ... the youngest of six children ... Uncle, Shane Sanders, played professionally ... enjoys singing ... a university studies major.

CAREER STATS

RECEIVING	G	Rec	Yds	TD	Lg	Rec/G	Avg/C	Avg/G
2020	9	28	300	1	44	3.1	10.7	33.3
2021	12	38	523	2	48	3.2	13.8	43.6
2022	11	51	513	2	54	4.6	10.1	46.6
Totals	32	117	1336	5	54	3.7	11.4	41.8

RUSHING	G	Att	Yds	TD	Lg	Avg/R	Avg/G
2020	9	12	124	1	70	10.3	13.8
2021	12	14	83	1	15	5.9	6.9
2022	11	0	0	0	0	0.0	0.0
Totals	32	26	207	2	70	8.0	6.5

KICK RETURNS	G	No.	Yds	Avg	TD	Long
2020	9	3	59	19.7	0	29
2021	12	0	0	0.0	0	0
2022	11	0	0	0.0	0	0
Totals	32	3	59	19.7	0	29

PUNT RETURNS	G	No.	Yds	TD	Lg	Avg/R	Avg/G
2020	9	0	0	0	0	0.0	0.0
2021	12	2	37	0	27	18.5	3.1
2022	11	8	63	0	20	7.9	5.7
Totals	32	10	100	0	27	10.0	3.1

ALL PURPOSE	G	Rush	Rec	PR	KR	IR	Total	Avg/G
2020	9	124	305	0	59	0	488	54.2
2021	12	83	523	37	0	0	643	53.6
2022	11	0	513	63	0	0	576	52.4
Totals	32	207	1,341	100	59	0	1,707	53.3

PARTICIPATION	2020	2021	2022	CAREER
GP/GS	9/3	12/9	11/9	32/21

SINGLE-GAME CAREER HIGHS

Receptions	13, vs. Texas (2022)
Receiving Yards	175, vs. Iowa State (2021)
Receiving Touchdowns	1, 5x, last vs. Houston (2022)*
Long Reception	54, vs. Houston (2022)
All-Purpose Yards	175, vs. Iowa State (2021)
Rushing Touchdowns	1, 2x, last at Kansas (2021)*
Longest Punt Return	27, vs. Kansas State (2021)
Longest Kick Return	29, vs. Oklahoma (2020)

* Indicates most recent high

2022 GAME-BY-GAME

Opponent	GS	Rec	Yds	TD	Avg	LG	Rush	Yds	TD	
Murray State	*	3	39	0	13	17	0	0	0	
Houston	*	5	78	1	15.6	54	0	0	0	
at NC State	*	4	50	1	12.5	24	0	0	0	
Texas	*	13	98	0	7.5	26	0	0	0	
at Kansas State	*	6	44	0	7.3	16	0	0	0	
at Oklahoma State	<i>DNP-injured</i>									
West Virginia	<i>DNP-injured</i>									
Baylor		1	16	0	16	16	0	0	0	
at TCU	*	2	14	0	7	13	0	0	0	
Kansas	*	5	43	0	8.6	18	0	0	0	
at Iowa State	*	3	42	0	14	28	0	0	0	
Oklahoma	*	6	54	0	9	19	0	0	0	
vs. Ole Miss	*	3	35	0	11.7	20	0	0	0	
Totals	51	513	2	10.1	54	0	0	0	0	

2021 GAME-BY-GAME

Opponent	GS	Rec	Yds	TD	Avg	LG	Rush	Yds	TD	
vs. Houston	*	0	0	0	0.0	0	2	8	0	
Stephen F. Austin	*	2	14	0	7.0	12	2	-5	0	
FIU	*	2	19	0	9.5	15	0	0	0	
at Texas	*	5	75	1	15.0	40	1	9	0	
at West Virginia		2	8	0	4.0	5	1	14	0	
TCU	*	2	41	0	20.5	27	3	20	0	
at Kansas	*	2	20	0	10.0	15	3	25	1	
Kansas State		4	64	0	16.0	40	2	2	0	
at Oklahoma	*	6	36	0	6.0	14	0	0	0	
Iowa State	*	9	175	1	19.4	39	0	0	0	
Oklahoma State	*	1	-1	0	-1.0	-1	0	0	0	
at Baylor	<i>DNP</i>									
vs. Mississippi St.		3	72	0	24.0	48	2	15	0	
Totals	38	523	2	13.8	48	14	94	1	1	

2020 GAME-BY-GAME

Opponent	GS	Rec	Yds	TD	Avg	LG	Rush	Yds	TD	
Houston Baptist	<i>DNP</i>									
Texas		1	8	0	8.0	8	1	7	0	
at Kansas St.		6	51	1	8.5	21	1	5	0	
at Iowa St.	*	2	16	0	8.0	12	1	10	0	
West Virginia	*	7	79	0	11.3	44	2	13	0	
Oklahoma		1	9	0	9.0	9	0	0	0	
at TCU		4	30	0	7.5	1	1	12	0	
Baylor		1	5	0	5.0	5	2	-1	0	
at Oklahoma St.		4	59	0	14.8	24	2	7	0	
Kansas	*	2	43	0	21.5	33	2	71	1	
Totals	28	300	1	10.7	44	12	124	1	1	



BRYCE RAMIREZ

OLB | 6-2 | 245 | Sr. | 5th Yr. | 1L
 Missouri City, Texas | George Ranch HS
 Career Games: 9 / Career Starts: 1

3

YEARS OF ELIGIBILITY ENTERING SEASON: 2 | REDSHIRT AVAILABLE: NO

2022 SEASON (JUNIOR)

Limited to only two games as a junior due to an early season-ending injury ... totaled four tackles overall with three coming in overtime win at Houston (9/10) and one other at N.C. State (9/17) ... injury came at an unfortunate time as he had just been praised for his ability to effectively give the Red Raiders another pass rush option besides Tyree Wilson ... suffered a catastrophic injury in the first half of the N.C. State game that forced him to remain in Raleigh for several days to recover from leg surgery ... despite suffering such a significant injury, was back on the sideline and walking later in the season ... praised by teammates and coaches alike for his positive outlook following the injury ... would be eligible for a medical redshirt year later in his career, if desired ... **AWARDS AND HONORS:** named to the Academic All-Big 12 second team for a second-consecutive season.

2021 SEASON (SOPHOMORE)

Appeared in seven games as a sophomore, typically on special teams ... inserted into each of the final seven games of the season ... totaled three tackles overall, all as part of the kickoff coverage unit ... ranked tied for fourth on the team for special teams tackles ... made a career-high two stops against Kansas State (10/23) and recorded his only other tackle in the AutoZone Liberty Bowl versus Mississippi State (12/28) ... one of four Red Raiders surprised with a scholarship prior to the season ... **AWARDS AND HONORS:** recognized for work in the classroom as part of the Academic All-Big 12 second team.

2020 SEASON (REDSHIRT FRESHMAN)

Did not see game action as a redshirt freshman ... listed as a backup at the Sam linebacker position entering the season ... was a member of the dress roster for majority of the season ... scout team member.

2019 SEASON (FRESHMAN)

Redshirt season ... did not play.

HIGH SCHOOL

Attended George Ranch High School in Richmond, Texas ... a standout from the outside linebacker and strong safety hybrid positions for the Longhorns ... was an Academic All-District honoree his senior season ... originally signed to play at Southwestern University prior to enrolling at Texas Tech.

PERSONAL

Bryce Ramirez ... son of Nestor and Alice Ramirez ... has a sister, Aniya Ramirez ... majoring in information technology.

CAREER STATS

PARTICIPATION	2019	2020	2021	2022	CAREER
GP/GS	0/0	0/0	7/0	2/1	9/1

TACKLES	GP	UA	A	Total	TFL	Yds	PD	FF	FR	Blkd	QBH
2021	7	2	1	3	0.0	0	0	0	0	0	0
2022	2	4	0	4	0.0	0	0	0	0	0	0
Totals	9	6	1	7	0.0	0	0	0	0	0	0



BEN ROBERTS

LB | 6-3 | 230 | R-Fr. | 2nd Yr.
 Haslet, Texas | Eaton HS
 Career Games: 2 / Career Starts: 0

13

YEARS OF ELIGIBILITY ENTERING SEASON: 4 | REDSHIRT AVAILABLE: NO

2022 SEASON (FRESHMAN)

Redshirt season ... appeared in two games overall, which came in Big 12 play in consecutive road trips to Kansas State (10/1) and Oklahoma State (10/8) ... utilized in both of those games as part of the kickoff return and kickoff coverage units ... scout team member.

HIGH SCHOOL

Attended Eaton High School in his hometown of Haslet, Texas ... will move to linebacker at the college level after playing safety in high school ... one of the top prospects out of the Dallas-Fort Worth metroplex in the 2022 class ... garnered first team All-District 4-6A honors as a senior after recording 74 tackles, 3.0 tackles for loss and 2.0 sacks over 10 games ... versatile contributor for Eaton, serving as the punt returner as well with 21 attempts for an average of 13.4 yards ... longest punt return came via a 52-yard explosive play midway through the season ... tabbed the preseason District 4-6A Defensive MVP by Dave Campbell's Texas Football prior to the season ... helped lead Eaton to its winningest season in school history as a junior as part of a 9-4 team ... season was capped by a run to the regional finals, which was the furthest in program history ... was also a first team All-District 4-6A honoree again as a junior after logging 100 tackles and four interceptions ... was an honorable mention All-State selection that season by the Texas Sports Writers Association (TSWA) ... consensus three-star prospect by 247Sports, Rivals and ESPN ... listed as the No. 77 recruit in the DFW area and the No. 8 safety overall for the 2022 class by the Dallas Morning News ... **CHOSE TEXAS TECH OVER:** Air Force, Army, Navy, North Texas, SMU, Tulsa, Utah State and Wyoming.

PERSONAL

Ben Roberts ... son of John Roberts and Carrie Roberts ... has one older brother Lowell ... hobbies include hunting, fishing, and golfing ... his career goals include becoming a physical therapist ... majoring in kinesiology at Texas Tech.



BRYCE ROBINSON

LB | 6-2 | 235 | Sr. | 5th Yr.
Sachse, Texas | Sachse HS
Career Games: 2 / Career Starts: 0

34

YEARS OF ELIGIBILITY ENTERING SEASON: 2 | REDSHIRT AVAILABLE: NO

2022 SEASON (JUNIOR)

Missed his entire junior campaign due to a preseason injury ... recognized on the Academic All-Big 12 second team for his work in the classroom.

2021 SEASON (SOPHOMORE)

Appeared in one game on the season, which came in the AutoZone Liberty Bowl versus Mississippi State (12/28) ... part of the kickoff coverage unit in the win over the Bulldogs.

2020 SEASON (REDSHIRT FRESHMAN)

Did not see any game action as a redshirt freshman ... member of the dress roster for majority of the season ... scout team member.

2019 SEASON (FRESHMAN)

Redshirt season ... appeared in one game for the Red Raiders as a true freshman, which came on special teams in the regular-season finale at Texas (11/29).

HIGH SCHOOL

Attended Sachse High School in the Dallas-Fort Worth metroplex ... helped lead Sachse to the area round of the playoffs as a senior and then the regional finals as a junior ... was a two-time first team All-District 10-6A selection ... finished his senior year with 103 total tackles, including 9.0 for loss ... recorded 10.0 tackles for loss and 115 total tackles as a junior ... finished his high school career with 272 tackles and 22.0 tackles for loss ... also racked up eight sacks over his junior and senior seasons ... caused four fumbles and recovered two over his career ... caused a safety as a junior as well ... three-star recruit according to 247Sports and ESPN ... ranked as the No. 65 inside linebacker in the 2019 class by 247Sports ... **CHOSE TEXAS TECH OVER:** Illinois State, Louisiana-Monroe, New Mexico State, North Texas, Texas State and UTSA.

PERSONAL

Bryce Robinson ... born in Richardson, Texas ... son of Alethea and Bryan Kevin Robinson ... parents were both collegiate student-athletes with his mother competing in track and field and father in basketball ... earned kinesiology degree, May 2023, at Texas Tech ... currently seeking graduate degree in health administration.



CHARLES ROBINSON

TE | 6-0 | 250 | So. | 3rd Yr.
Lubbock, Texas | Coronado HS
Career Games: 3 / Career Starts: 0

39

YEARS OF ELIGIBILITY ENTERING SEASON: 3 | REDSHIRT AVAILABLE: NO

2022 SEASON (REDSHIRT FRESHMAN)

Appeared in three games as a redshirt freshman after transitioning to the tight ends room ... saw action on offense late in wins over Murray State (9/3) and West Virginia (10/22) ... targeted with a pass attempt against the Racers ... utilized as part of the kickoff return unit in the TaxAct Texas Bowl win over Ole Miss (12/28) ... scout team member ... **AWARDS AND HONORS:** recognized on the Academic All-Big 12 first team for his work in the classroom.

2021 SEASON (FRESHMAN)

Redshirt season ... scout team member ... did not see any game action ... moved to the tight end position room following the season.

HIGH SCHOOL

Local product out of Lubbock Coronado High School ... one of the top linebackers in West Texas for a highly-successful Coronado program that finished 12-1 his senior year and reached the regional semifinals of the Class 5A Division I playoffs ... led the Mustangs in tackles as both a junior and senior, totaling at least 100 stops each of those two seasons ... tabbed to the All-District 2-5A first team as both a junior and senior ... garnered Lone Star Varsity first team All-Area honors as

a senior by the Lubbock Avalanche-Journal after receiving second team accolades as a junior ... credited with a team-high 135 tackles as a senior, including 14.0 for a loss and 4.0 sacks ... also had three interceptions, a fumble recovery and a forced fumble that season ... posted 111 tackles, 5.0 tackles for loss, three interceptions and two fumble recoveries his junior season.

PERSONAL

Charles Robinson... son of Wesley and Kelly Robinson ... has one older brother, Johnathon and one younger brother, Jack ... both parents are Texas Tech alumni ... is a relative of the famous singer Stuart Hamblen, who is most well known for being one of the first singing cowboys ... enjoys many outdoor sports, such as hunting, fishing and snowboarding ... pursuing a degree in natural ranch management from Texas Tech with a career goal of being a ranch owner after graduation.



CALEB RODKEY

OL | 6-4 | 315 | So. | 3rd Yr.
Missouri City, Texas | Ridge Point HS
Career Games: 0 / Career Starts: 0

69

YEARS OF ELIGIBILITY ENTERING SEASON: 3 | REDSHIRT AVAILABLE: NO

2022 SEASON (REDSHIRT FRESHMAN)

Did not see any game action as a sophomore ... scout team member ... named to the Academic All-Big 12 first team for his work in the classroom.

2021 SEASON (FRESHMAN)

Scout team member ... did not see any game action ... utilized redshirt season.

HIGH SCHOOL

Attended Ridge Point High School in Missouri City, Texas, in the Houston area ... helped lead his team to the playoffs each year of his high school career ... was a TSWA Class 6A first team All-State selection as a senior in 2020 ... earned first team All-District honors as a junior and a Class 6A All-State honorable mention selection ... first team All-District selection as a sophomore.

PERSONAL

Caleb Rodkey ... son of John Rodkey and Angie Rodkey ... has a younger brother, Landon ... seeking bachelor's degree in finance at Texas Tech.



JACOB RODRIGUEZ

LB | 6-1 | 235 | Jr. | 3rd Yr. (2nd at Virginia)
Wichita Falls, Texas | Rider HS | Virginia
Career Games: 24 / Career Starts: 0

10

YEARS OF ELIGIBILITY ENTERING SEASON: 2 | REDSHIRT AVAILABLE: YES

2022 SEASON (SOPHOMORE)

Made a successful transition from the offensive side of the ball to the linebacker room during debut season as a Red Raider ... appeared in 12 of 13 games as a key contributor at linebacker as well as on special teams ... totaled 29 tackles (17 solo), including 3.0 that went for a loss ... inserted often on passing downs, reaching the backfield with three quarterback hurries and a forced fumble ... recorded at least one tackle in 11 of his 12 games played and had multiple stops in eight of those contests ... credited with playing in 153 defensive snaps by Pro Football Focus as well as an additional 158 snaps on special teams ... ranked sixth on the team for total special teams snaps ... saw action on nearly all of Texas Tech's special teams units, namely kickoff return, kickoff coverage as well as punt return and punt coverage ... recorded two of his tackles on the year via kickoff coverage ... one of five players with multiple special teams tackles ... **SEASON HIGHLIGHTS:** opened his Red Raider career with four tackles, including one for a loss, in the season-opening win over Murray State (9/3) ... tackle for loss came on a 3rd-and-2 play to start the fourth quarter that forced the Racers to punt ... notched four tackles again in the non-conference finale at N.C. State (9/17), sharing one of those for a loss ... started Big 12 play with one tackle in back-to-back games against Texas (9/24) and at Kansas State (10/1) ... followed with two tackles at Oklahoma State (10/8) to go along with a pair of quarterback hurries ... put together possibly his best performance of the year in the win over West Virginia (10/22) with four stops, a quarterback hurry and a forced fumble ... created his first career takeaway late in the third quarter with a forced fumble that was recovered by Tyrique Matthews ... gave the Red Raiders the ball at the 50, setting



CALEB ROGERS

OL | 6-5 | 310 | Sr. | 4th Yr. | 3L
 Mansfield, Texas | Lake Ridge HS
 Career Games: 35 / Career Starts: 29

YEARS OF ELIGIBILITY ENTERING SEASON: 2 | REDSHIRT AVAILABLE: YES

up an eventual SaRodrick Thompson touchdown to break the game open with a 38-10 lead ... set a career high with five tackles the next week against Baylor (10/29) ... closed the regular season with two tackles at TCU (11/5) and against Kansas (11/12) as well as one stop at Iowa State (11/19) ... one of his two tackles at TCU was a shared TFL that set up a 3-and-out by the Horned Frogs early in the second half ... injured late in the win at Iowa State, forcing him to miss the regular-season finale against Oklahoma (11/26) ... returned for the TaxAct Texas Bowl win over Ole Miss (12/28), finishing with three tackles and a tackle for loss.

PRIOR TO TEXAS TECH

Transferred to Texas Tech after one season at the University of Virginia ... appeared in 12 games for the Cavaliers as a true freshman, playing an assortment of positions ... was utilized at quarterback - a position he played in high school - as well as wide receiver, tight end and running back ... will transition to the inside linebacker room as a Red Raider ... made his collegiate debut in the season opener versus William & Mary, rushing three times for 31 yards, including 24 yards on his second career carry ... totaled 10 carries on the season for 56 yards overall, while adding eight receptions for 65 yards ... longest catch of the year went for 17 yards at North Carolina (9/18) ... totaled 24 receiving yards at Miami (9/30).

HIGH SCHOOL

Attended Rider High School in Wichita Falls, Texas ... was a four sport athlete in high school with basketball, baseball, and track and field as well as football ... played quarterback and safety for head coach Marc Bindel in a highly-successful three-year run for the Raiders ... Rider made two trips to the Class 5A Division II state semifinals during his career, which came during his sophomore and senior campaigns ... reached the state quarterfinal round his junior season ... part of the winningest senior class in school history with 11 playoff victories following his senior year ... impressive for a school that has produced recent standouts like JT Barrett (Ohio State), Eric Ward (Texas Tech) and Aaron Taylor (Nebraska), among others ... passed for 7,085 yards and 68 touchdowns, while adding 3,051 yards and 38 touchdowns on the ground during his prep career ... tabbed the District 3-5A MVP as a senior and was the District Co-MVP as a junior ... completed 199-of-344 pass attempts as a junior for 3,003 yards and 33 touchdowns, while rushing 149 times for 1,247 yards ... completed 99-of-185 passes for 1,602 yards and 12 touchdowns as a sophomore ... was a factor on the ground that season with 183 attempts for 1,301 yards, earning District 3-5A Offensive Newcomer of the Year honors in the process ... was also a free safety for the Rider defense in addition to his role at quarterback ... ranked as a four-star prospect in the 2021 class by ESPN and a three-star recruit by both Rivals and 247Sports ... part of the ESPN300 as the No. 3 dual-threat quarterback and the No. 31 player in the state of Texas ... was the No. 40 athlete in the country by 247Sports and the No. 87 player in Texas ... received 16 scholarship offers, choosing Virginia over the likes of Baylor, Houston, Iowa State, Kansas State and his new school, Texas Tech.

PERSONAL

Jacob Rodriguez ... son of Joe and Ann Rodriguez ... both parents graduated from Mankato State University ... younger brother of Katie, Nicole, Joshua, and Jeremiah ... enjoys golf, chess, movies and traveling ... career goals are to join the coaching profession ... pursuing a general studies degree from Texas Tech.

CAREER STATS

PARTICIPATION	2021	2022	CAREER
GP/GS	12/0	12/0	24/0

2022 GAME-BY-GAME STATS

Opponent	GS	UA	A	TOT	SACKS-YDS	TFL-YDS	FR	FF	INT	QBH	
Murray State	0	4	4	0.0-0	1.0-2	0	0	0	0	0	
Houston	0	0	0	0.0-0	0.0-0	0	0	0	0	0	
at NC State	2	2	4	0.0-0	0.5-1	0	0	0	0	0	
Texas	1	0	1	0.0-0	0.0-0	0	0	0	0	0	
at Kansas State	1	0	1	0.0-0	0.0-0	0	0	0	0	0	
at Oklahoma St.	1	1	2	0.0-0	0.0-0	0	0	0	0	2	
West Virginia	4	0	4	0.0-0	0.0-0	1	0	0	0	1	
Baylor	3	2	5	0.0-0	0.0-0	0	0	0	0	0	
at TCU	0	2	2	0.0-0	0.5-1	0	0	0	0	0	
Kansas	2	0	2	0.0-0	0.0-0	0	0	0	0	0	
at Iowa State	1	0	1	0.0-0	0.0-0	0	0	0	0	0	
Oklahoma	DNP-injured										
vs. Ole Miss	2	1	3	0.0-0	1.0-3	0	0	0	0	0	
Totals	17	12	29	0.0-0	3.0-7	1	0	0	0	3	

2022 SEASON (JUNIOR)

Moved over to be Texas Tech's primary left tackle as a junior ... elected to Texas Tech's senior leadership team ... one of six Red Raiders to start and play in all 13 games, including one of only two to do so on the offensive side of the ball ... joined fellow offensive lineman Dennis Wilburn as the only other player on the offensive side of the ball to start in all 13 games ... has now started in 29 games despite being on campus for only three years ... enters the 2023 season having started in each of the past 29-consecutive games dating back to his 2020 true freshman campaign ... credited with playing in 1,107 offensive snaps by Pro Football Focus, which finished tied with Wilburn for the most on the team ... finished with a 95.2 pass blocking percentage by PFF over 665 opportunities ... combined to surrender only two sacks over the final seven games of the season ... received his two highest grades of the season during that stretch at 75.5 in the win over West Virginia (10/2) and 73.5 at Iowa State (11/19) ... graded out above 80.0 as a pass blocker in both of those games.

2021 SEASON (SOPHOMORE)

Became the Red Raiders' primary starter at right tackle as a sophomore ... garnered the respect of his teammates as the only underclassman elected to the team captains circle ... started in all 13 games, joining fellow offensive linemen Weston Wright and Josh Burger as every-game starters ... one of four Red Raiders on the offensive side to start in all 13 games with wide receiver Kaylor Geiger Sr. being the fourth ... already has 15 starts over his career despite being on campus for just two years ... credited with playing in 808 snaps on offense, which trailed only Burger for most on the offense ... all but nine of those snaps came at right tackle with the other nine coming as the anchor on the left side ... graded out at 56.9 for the season according to Pro Football Focus ... best two performances, according to PFF, came at Kansas (10/16) and against Kansas State (10/23), grading out at 73.3 and 70.0, respectively ... allowed only four sacks on the season over 426 opportunities ... **AWARDS AND HONORS:** recognized for his work in the classroom as part of the Academic All-Big 12 second team.

2020 SEASON (FRESHMAN)

Developed into an instant impact freshman for the Red Raiders at the tackle position ... appeared in nine games overall with three starts, missing only the road trip to Kansas State (10/3) early in the year ... became Texas Tech's starter at left tackle over the final three games of the season ... one of four Red Raider true freshmen to start in a game, joining tight end John Holcomb and wide receivers Ja'Lynn Polk and Myles Price ... the Red Raiders were 2-1 in games he started with wins over both Baylor and Kansas ... offensive line only surrendered four sacks during that three-game stretch ... had previously come on off the bench at either of the two tackle positions earlier in the season ... unit surrendered only 1.60 sacks per game overall, which ranked 30th nationally and third in the Big 12 ... the Red Raiders were also second in the league after allowing only 5.40 tackles for loss per game.

HIGH SCHOOL

Attended Lake Ridge High School in Mansfield, Texas ... a two-year starter at right tackle ... first team All-District 7-6A selection as a senior in 2019 ... as a junior, helped Lake Ridge to a 9-3 record and appearance in the third round of the Class 6A playoffs ... rated as a three-star prospect according to 247Sports, ESPN and Rivals ... ranked as the No. 68 offensive tackle in the 2020 class by 247Sports ... **CHOSE TEXAS TECH OVER:** Arkansas State, Georgia Tech, Louisiana-Monroe and New Mexico.

PERSONAL

Caleb Rogers ... son of Arlie and Julie Rogers ... a Red Raider legacy as his mother graduated from Texas Tech ... has a brother, Elliot ... a university studies major at Texas Tech.

PARTICIPATION	2020	2021	2022	CAREER
GP/GS	9/3	13/13	13/13	35/29



TYLER SHOUGH

QB | 6-5 | 230 | S-Sr. | 6th (3rd at Tech) | 2L
 Chandler, Ariz. | Hamilton HS | Oregon
 Career Games: 26 / Career Starts: 16

12

YEARS OF ELIGIBILITY ENTERING SEASON: 1 | REDSHIRT AVAILABLE: NO

2022 SEASON (SENIOR)

Pushed the Red Raiders to an undefeated record as the starting quarterback ... appeared in seven games overall with five starts, all wins ... missed six games early in the season due to a shoulder injury suffered during the opener against Murray State ... came off the bench for two games before returning to the starting role for the final four contests ... now 8-1 as a starting quarterback at Texas Tech and 12-4 over his collegiate career ... is a perfect 8-0 as a starter at Texas Tech in games he has finished ... closed the year 106-of-177 overall for 1,304 yards and seven touchdowns ... averaged 243.8 passing yards per game in contests he started as well as 300.0 yards of total offense per game ... of his 106 completions, 46 went for 10 yards, 21 resulted in 20 yards, 12 were for 30 yards and three finished at 40 yards or longer ... part of a Texas Tech offense that became only the second program since 1996 to have three different quarterbacks throw for at least 1,000 yards in a season ... also rushed for 269 yards and four touchdowns on 72 carries ... was the Red Raiders' third-leading rusher and ranked fourth for total carries ... had at least 10 carries in three of his final four starts of the season with the lone exception being nine attempts in that span against Oklahoma ... had at least 30 rushing yards in all four of those games with two games with 70 or more yards and one 100-yard performance ... received a 74.1 offensive grade by Pro Football Focus, which led the quarterback room and ranked third on the offense ... credited with playing in 403 offensive snaps by PFF ... **IN NCAA RANKINGS:** his 480 yards of total offense against Oklahoma late in the season ranked 15th in the FBS for single-game total yardage ... **IN BIG 12 RANKINGS:** was 11th in the league for passing yards and 12th overall for touchdown passes, completions and passing attempts at the end of the season ... ranked tied for sixth in the league with 12 completions of 30 or more yards ... posted the second-highest single game amount for total offensive yards among league players with his performance versus Oklahoma ... **SEASON HIGHLIGHTS:** departed the season opener versus Murray State (9/3) early in the second quarter following a shoulder injury ... was 6-of-10 passing to that point for 154 yards and a touchdown to go along with one rushing attempt for 17 yards ... injury kept him on the sidelines for the next six games until he returned late in the loss to Baylor (10/29) ... played only in the final few series, finishing 1-of-2 for seven yards with four rushes for negative-21 yards versus the Bears ... came off the bench again a week later at TCU (11/5), completing 9-of-22 passes for 78 yards and a score while rushing seven times for nine yards and another touchdown ... returned to the starting lineup against Kansas (11/12), leading the Red Raiders to a victory to start a four-game winning streak to end the season after completing 20-of-33 passes for 246 yard and a touchdown to go along with 12 rushes for 76 yards and another score ... extremely accurate in the road win at Iowa State (11/19), finishing 15-of-21 overall for 141 yards and a touchdown ... lone score came via a late four-yard fade pass to Baylor Cupp in the fourth quarter that proved to be the game-winner ... also rushed 14 times in the win for 33 yards ... recorded the best passing performance of his career to close the regular season, throwing for a career-high 436 yards on 31-of-50 passing versus Oklahoma (11/26) ... set career highs for not only passing yards in the overtime win but also completions and attempts ... had two touchdown passes in the victory with both coming in the second half ... wrapped the year by earning MVP honors of the TaxAct Texas Bowl with 353 yards of total offense in the win over Ole Miss (12/28) ... completed 24-of-39 passes for 242 yards and a touchdown in the win, while setting career highs with 25 rushing attempts for 111 yards and two touchdowns ... became the first Red Raider quarterback to rush for 100 yards in a game since 1976 when Rodney Allison totaled 106 yards on the ground versus Baylor ... **AWARDS AND HONORS:** named the MVP of the TaxAct Texas Bowl after leading the Red Raiders to a 42-25 victory over Ole Miss ... tabbed to the preseason watch lists for the Johnny Unitas Golden Arm Award and the Reese's Senior Bowl ... recognized for his work in the classroom as part of the Academic All-Big 12 second team.

2021 SEASON (JUNIOR)

Named Texas Tech's starting quarterback coming out of preseason camp ... joins Nic Shimonek as the only Red Raider quarterback since 2000 to earn the starting job out of camp despite not beginning their careers as a Red Raider ... a broken collar bone injury eventually limited him to only four starts ... eligible for a possible

medical hardship waiver later in his career due to the timing of his injury ... had completed 64-of-92 of his passes for 872 yards and six touchdowns up to that point with 16 rush attempts for 14 yards and a pair of scores ... finished with an impressive 69.5 completion percentage in his debut season ... returned to practice late in the season but was not cleared for contact ... **SEASON HIGHLIGHTS:** made his Red Raider debut by completing 17-of-24 passes for 231 yards and a touchdown in the come-from-behind victory over Houston (9/4) ... first touchdown as a Red Raider came on a three-yard strike to Xavier White in the fourth quarter, extending Texas Tech's lead to 31-21 with 2:05 remaining ... rushed six times for negative-2 yards in the win, but did manage to find the end zone on the ground via an eight-yard scamper midway through the third quarter ... was Texas Tech's first touchdown as part of 31 unanswered points in the second half ... connected on 12-of-22 passes for 174 yards and a touchdown the next week against Stephen F. Austin (9/11) ... touchdown was via a 75-yard deep strike to Erik Ezukanma on the opening drive of the game, marking the longest completion of his career ... put together his first career 300-yard game to close non-conference play after completing 26-of-35 passes for 399 yards and four touchdowns ... set career highs for completions, attempts, passing yards and matched his career mark for passing touchdowns in the win ... found Travis Kooz for two of his touchdown passes, hitting the tight end on four-yard and one-yard scores ... also connected with Trey Cleveland for a 28-yard touchdown midway through the second quarter and then Mason Tharp on a 25-yard scoring strike late in the third quarter ... was 9-of-11 for 68 yards against Texas (9/25) at the time of his injury, which came after he dove into the end zone on a six-yard touchdown scamper ... injury closed Texas Tech's drive to start the second quarter ... **AWARDS AND HONORS:** preseason candidate for the Johnny Unitas Golden Arm Award ... named the top quarterback in the state of Texas prior to the season by Dave Campbell's Texas Football.

PRIOR TO TEXAS TECH

Arrived in Lubbock following three years at the University of Oregon ... was the Ducks' starter at quarterback for their run to the Pac-12 Championship and an appearance in the Fiesta Bowl in 2020 ... combined to complete 64.8 percent of his passes over his Oregon career, throwing for 1,703 yards and 16 touchdowns with only six interceptions ... made 68 rushing attempts for 282 yards and two touchdowns over his 15 career games as well ... bulk of those totals came as a sophomore in 2020 where he made all seven starts ... **2020 SEASON (SOPHOMORE):** started in all seven games at quarterback for a Ducks program that finished 5-2 overall ... completed 63.4 percent of his passes overall (106-of-167) for 1,559 yards and 13 touchdowns with only six interceptions ... added 66 carries for 271 yards and a pair of scores on the ground as well ... threw for at least 200 yards in all five regular-season starts and hit the 300-yard mark twice ... was among the Pac-12 and FBS leaders in several offensive categories, finishing seventh nationally in passing yards per completion (14.7), 12th in yards per pass attempt (9.34) and 15th in passing efficiency (160.4) ... was the Pac-12 leader in all three categories and also ranked second in the league for passing touchdowns (13), passing yards (1,559), points responsible for (92) as well as fourth for completion percentage (63.5), passing yards per game (222.7) and points responsible for per game (13.1) ... made his first career start versus Stanford (11/7), leading the Ducks to a win after throwing for 227 yards and a touchdown on 17-of-26 passing ... found the end zone on the ground as well as part of 11 carries for a career-high 85 yards ... rushed for 80-plus yards again the following week at Washington State (11/14), which included a 33-yard carry, the longest of his career ... totaled 81 yards on nine carries versus the Cougars to go along with 312 passing yards and four touchdowns through the air on 21-of-30 passing ... marked his first career 300-yard passing game ... hit the mark again the following week against UCLA (11/21), finishing with a career-high 334 passing yards and three touchdowns on 19-of-30 attempts ... put together another strong performance through the air with 285 passing yards and two touchdowns at Oregon State (11/27) as well as his final rushing touchdown of the season ... completed 14-of-26 passes in the regular-season finale at Cal (12/5), totaling 231 yards and a touchdown while also rushing for 53 yards on a career-high 13 attempts ... threw a pair of touchdown passes in the Pac-12 Championship win over USC (12/18) as part of 8-of-15 completions for 91 yards ... closed his Oregon career by completing 7-of-9 passes for 79 yards against Iowa State (1/2) in the Fiesta Bowl ... **2019 SEASON (REDSHIRT FRESHMAN):** served as the primary backup to eventual NFL first-round selection Justin Herbert ... saw action in five games, throwing for 144 yards and three touchdowns on only 12-of-15 attempts ... inserted at quarterback against Auburn (8/31), Nevada (9/7), Montana (9/14), Colorado (10/11) and at USC (11/2) ... impressed in the second half against Nevada, completing 8-of-9 passes for 92 yards and a pair of touchdowns ... found eight different receivers in that performance ... first career completion went for a touchdown after finding

PREVIEW

RED RAIDERS

STAFF

'22 REVIEW

HISTORY

RECORDS

TEXAS TECH

Jaylon Redd for a seven-yard score ... was 1-for-2 later in the year for 14 yards versus Colorado and then 2-for-3 for 41 yards and another touchdown at USC ... touchdown against the Trojans was a 36-yard strike in the fourth quarter to Mychah Pittman. **2018 SEASON (FRESHMAN):** redshirt season ... appeared in three games for a total of eight snaps ... three appearances came against Portland State (9/8), San Jose State (9/15) and Oregon State (11/23).

HIGH SCHOOL

Attended Hamilton High School in Chandler, Ariz. ... among the top quarterback prospects in the country coming out of high school ... threw for 3,071 yards and 30 touchdowns with only five interceptions as a senior in 2017 ... garnered first team 6A Premier League honors as well as first team All-Chandler Unified School District accolades ... recognized as a first team scholar athlete by the National Football Foundation (NFF) Valley of the Sun chapter ... previously totaled 2,079 passing yards and 27 touchdowns as a junior in 2016 ... was an honorable mention All-Premier League recipient that season ... participated in the Elite 11 camp with the nation's top quarterback prospects ... consensus four-star and top-300 prospect by the likes of ESPN, Rivals and 247Sports ... rated as the No. 1 player in the state of Arizona by both Rivals and 247Sports ... considered the No. 94 overall prospect in the 2018 class and the No. 6 pro-style quarterback by 247Sports ... tabbed the No. 199 overall player in the class and the No. 6 pro-style quarterback by Rivals ... pegged at No. 266 overall in the ESPN300 and the No. 2 player from Arizona ... was the No. 1 prospect in Arizona and No. 40 overall in the 247Sports compositing rankings ... chose Oregon over scholarship offers from Alabama, Arizona State, California, Colorado State, Florida State, Georgia, Indiana, Louisville, Michigan, Missouri, Nevada, North Carolina, Oregon State, South Carolina and Washington State.

PERSONAL

Tyler Shough ... son of Glenn and Dana Shough ... has a younger brother, Brady, who is a safety at Northern Arizona University ... has two older half-sisters, Beth Serino and Cori Clausman, who both live in the Los Angeles area ... father was a football student-athlete at Cal Lutheran where he obtained his undergraduate degree ... later earned a master's at Arizona State ... mother was possibly the most gifted member of the family as she committed to play softball at Oregon State ... later attended Arizona State to earn her teaching degree ... graduated from Oregon in only three years with two degrees in criminal justice and political science ... earned his master's degree in interdisciplinary studies from Texas Tech in December 2022 ... currently seeking an essentials of business certificate.

SINGLE-GAME CAREER HIGHS

Total Offense Attempts	64, vs. Ole Miss (2022)
Total Offense Yards	480, vs. Oklahoma (2022)
Pass Completions	31, vs. Oklahoma (2022)
Pass Attempts	50, vs. Oklahoma (2022)
Pass Yards	436, vs. Oklahoma (2022)
Pass Touchdowns	4, 2x, last vs. FIU (2021)*
Longest pass	75, vs. Stephen F Austin (2021)
Had Intercepted	2, twice, last vs. Stephen F Austin (2022)*
Rush Attempts	25, vs. Ole Miss (2022)
Rush Yards	111, vs. Ole Miss (2022)
Rush Touchdowns	2, vs. Ole Miss (2022)
Long Rush	36, vs. Ole Miss (2022)

* Indicates most recent high

CAREER STATS

PASSING	G	Att	Cmp	Int	Yds	TD	Lg	Pct	Avg/G	Effic
2018 (RD)	3	0	0	0	0	0	0	0.0	0.0	0.00
2019 (RD)	5	12	15	0	144	3	35	80.0	28.8	226.64
2020 (RD)	7	106	167	6	1,559	13	71	63.5	222.7	160.39
2021 (TTU)	4	64	92	3	872	6	75	69.6	218.0	164.18
2022 (TTU)	7	106	177	4	1,304	7	47	59.9	186.3	130.3
Totals	26	288	451	13	3,879	29	75	63.9	149.2	151.6

TOTAL OFF.

	G	Rush	Pass	Total	Avg/G
2018 (RD)	3	0	0	0	0.0
2019 (RD)	5	11	144	155	31.0
2020 (RD)	7	271	1,559	1,830	261.4
2021 (TTU)	4	114	872	986	221.5
2022 (TTU)	7	269	1,304	1,573	224.7
Totals	26	565	3,879	4,444	170.9

PARTICIPATION	2018*	2019*	2020*	2021	2022	CAREER
GP/GS	3/0	5/0	7/7	4/4	7/5	26/16

* indicates seasons at Oregon

2022 GAME-BY-GAME

Opponent	GS	Comp	Att	TD	INT	Yds	Lg	Rush	Yds	TD	LG	
Murray State	*	6	10	1	0	154	39	1	17	0	17	
Houston	<i>DNP-injured</i>											
at NC State	<i>DNP-injured</i>											
Texas	<i>DNP-injured</i>											
at Kansas State	<i>DNP-injured</i>											
at Oklahoma St.	<i>DNP-injured</i>											
West Virginia	<i>DNP-injured</i>											
Baylor	1	2	0	1	7	7		4	-21	0	4	
at TCU	9	22	1	1	78	33		7	9	1	7	
Kansas	*	20	33	1	0	246	47	12	76	1	18	
at Iowa State	*	15	21	1	0	141	29	14	33	0	15	
Oklahoma	*	31	50	2	1	436	44	9	44	0	19	
vs. Ole Miss	*	24	39	1	1	242	36	25	111	2	36	
Totals	106	177	7	4	1,304	47		72	269	4	36	

2021 GAME-BY-GAME


Opponent	GS	Comp	Att	TD	INT	Yds	Lg	Rush	Yds	TD	LG	
Houston	*	17	24	1	0	231	50	6	-2	1	8	
Stephen F. Austin	*	12	22	1	2	174	75	6	6	0	14	
FIU	*	26	35	4	0	399	59	3	4	0	2	
Texas	*	9	11	0	1	68	18	1	6	0	6	
at West Virginia	<i>DNP-injured</i>											
TCU	<i>DNP-injured</i>											
at Kansas	<i>DNP-injured</i>											
Kansas State	<i>DNP-injured</i>											
at Oklahoma	<i>DNP-injured</i>											
Iowa State	<i>DNP-injured</i>											
Oklahoma State	<i>DNP-injured</i>											
at Baylor	<i>DNP-injured</i>											
vs. Mississippi St.	<i>DNP-injured</i>											
Totals	64	92	6	3	872	75		16	14	1	14	

2020 GAME-BY-GAME (@ OREGON)

Opponent	GS	Comp	Att	TD	INT	Yds	Lg	Rush	Yds	TD	LG
Stanford	*	17	26	1	1	227	44	11	85	1	25
Washington St	*	21	30	4	1	312	71	9	81	0	33
UCLA	*	19	30	3	0	334	49	11	31	0	23
Oregon State	*	20	31	2	2	285	60	8	6	1	6
California	*	14	26	1	0	231	67	13	53	0	14
USC	*	8	15	2	1	91	23	10	7	0	9
Iowa State	*	7	9	0	1	79	20	4	8	0	6
Totals	106	137	13	6	1,559	71		66	271	2	33

2019 GAME-BY-GAME (@ OREGON)

Opponent	GS	Comp	Att	TD	INT	Yds	Lg	Rush	Yds	TD	LG
Nevada	8	9	2	0	92	21		2	11	0	13
Montana	1	1	0	0	-3	0		0	0	0	0
Colorado	1	2	0	0	14	0		0	0	0	0
USC	2	3	1	0	41	35		0	0	0	0
Totals	12	15	3	0	144	35		2	11	0	13



ISAAC SMITH

OLB | 6-6 | 260 | So. | 3rd Yr. | 1L
Wagoner, Okla. | Wagoner HS
Career Games: 11 / Career Starts: 2

17

YEARS OF ELIGIBILITY ENTERING SEASON: 3 | REDSHIRT AVAILABLE: NO

2022 SEASON (REDSHIRT FRESHMAN)

Turned in a strong finish to his redshirt freshman season that will hopefully propel him moving forward ... appeared in 11 games overall with two starts as an outside linebacker and edge rusher... earned the start in each of Texas Tech's final two games of the season ... recorded 11 of his 14 tackles (nine solo) and each of his 3.0 tackles for loss over the final three games ... graded out at 75.0 for the season by Pro Football Focus, which ranked third on the defense among players who saw action in at least 100 snaps ... trailed only defensive lineman Jaylon Hutchings and defensive back Marquis Waters ... credited with playing in 151 total defensive snaps by PFF as well as 67 on special teams ... member of both the kickoff return, punt return and punt coverage units throughout the season ...

SEASON HIGHLIGHTS: made his Red Raider debut in season opener against Murray State (9/3) with two tackles ... did not record another stop until late in Big 12 play with one tackle at TCU (11/5) ... role significantly increased defensively following the injury to Tyree Wilson late in the season ... recorded three tackles in the win at Iowa State (11/19), earning him the start the next week in the regular-season finale versus Oklahoma (11/26) ... set a season high with four tackles in the win over the Sooners, including one that went for a loss ... marked the first TFL of his career, which came late in the first quarter on an Eric Gray rush attempt ... followed with another four tackles in the TaxAct Texas Bowl win over Ole Miss (12/28) to close the season ... had 2.0 tackles for loss, including his first career sack, in the victory ... sack started Ole Miss' fourth drive of the game late in the first quarter ...

AWARDS AND HONORS: Academic All-Big 12 first team honoree.

2021 SEASON (FRESHMAN)

Redshirt season ... scout team member ... did not see any game action.

HIGH SCHOOL

Attended Wagoner High School in his hometown of Wagoner, Okla. ... played on one of the top high school programs in the state of Oklahoma ... helped lead Wagoner to the Class 4A state title as a senior ... paced a Bulldogs defense with 97 tackles as a senior, which included 13 sacks and 38 quarterback hurries ... previously helped push Wagoner to the state semifinals as a junior after totaling 122 tackles, including 24 that went for a loss with 13 sacks ... added a team-leading 30 quarterback pressures ... was also a tight end on the offensive side of the ball ... moved to Wagoner after previously attending Coweta High School ... recorded 65 tackles as a sophomore in 2018 for a Tigers team that advanced to the Class 5A quarterfinal round ... two-sport athlete at the high school level, participating in football as well as track and field ... competed in the 200 meters, 400 meters and the high jump for track program ... considered a three-star prospect by both ESPN and 247Sports and a two-star recruit by Rivals ... listed as the No. 83 weak-side defensive end in the country by 247Sports and the No. 24 player in the state of Oklahoma ... ranked as the No. 20 player in Oklahoma by ESPN ... member of The Oklahoman's Super 30 of top 2021 prospects in the state.

PERSONAL

Isaac Smith ... son of Mike Smith and Sarah Stewart ... has four younger siblings: Eden, Jarrett, Cory and Ryder ... sport management major at Texas Tech.

2022 GAME-BY-GAME STATS

Opponent	GS	UA	A	TOT	SACKS-YDS	TFL-YDS	FF	FR	INT	QBH
Murray State	1	1	2	0.0-0	0.0-0	0	0	0	0	0
Houston	<i>DNP</i>									
at NC State	<i>DNP</i>									
Texas	0	0	0	0.0-0	0.0-0	0	0	0	0	0
at Kansas State	0	0	0	0.0-0	0.0-0	0	0	0	0	0
at Oklahoma St.	0	0	0	0.0-0	0.0-0	0	0	0	0	0
West Virginia	0	0	0	0.0-0	0.0-0	0	0	0	0	0
Baylor	0	0	0	0.0-0	0.0-0	0	0	0	0	0
at TCU	0	1	1	0.0-0	0.0-0	0	0	0	0	0
Kansas	0	0	0	0.0-0	0.0-0	0	0	0	0	0
at Iowa State	1	2	3	0.0-0	0.0-0	0	0	0	0	0
Oklahoma	*	3	1	4	0.0-0	1.0-2	0	0	0	0
vs. Ole Miss	*	4	0	4	1.0-2	2.0-3	0	1	0	0
Totals	9	5	14	1.0-2	3.0-5	0	1	0	0	0



WESLEY SMITH

LB | 5-10 | 220 | So. | 2nd Yr. | 1L
Midland, Texas | Legacy HS
Career Games: 7 / Career Starts: 0

40

YEARS OF ELIGIBILITY ENTERING SEASON: 3 | REDSHIRT AVAILABLE: YES

2022 SEASON (FRESHMAN)

One of only two true freshman to play in more than four games in 2022, joining Joseph Adairre ... appeared in seven games overall, all on special teams ... credited with 48 snaps by Pro Football Focus on special teams, generally as part of kickoff coverage ... also saw action briefly on punt return and kickoff return units ... graded out at 71.0 by PFF, which ranked fifth on the team among players who played in four or more games ... made his lone tackle on the season in the TaxAct Texas Bowl win over Ole Miss (12/28) as part of kickoff coverage.

HIGH SCHOOL

Attended Legacy High School in Midland, Texas ... one of the top players in the Permian Basin his final two seasons ... helped push Legacy to the Class 6A Division I area round as both a junior and senior ... named the District 2-6A Defensive MVP each of his final two seasons after racking up 252 tackles and 30.0 tackles for loss those two years alone ... was a first team All-District selection those two seasons as well ... recognized as an honorable mention All-State honoree as a senior by the Texas Sports Writers Association (TSWA) ... named the Midland Reporter-Telegram's Defensive Player of the Year as a senior in 2021 after registering 133 tackles, 16 tackles for loss and seven sacks ... also participated as a member of the track and field program.

PERSONAL

Wesley Smith... son of Jeff and Joann Smith ... has one brother, Jared ... is pursuing a kinesiology degree at Texas Tech.



J.J. SPARKMAN

WR | 6-4 | 225 | Jr. | 4th Yr. | 2L
Longview, Texas | Pine Tree HS
Career Games: 20 / Career Starts: 3

6

YEARS OF ELIGIBILITY ENTERING SEASON: 2 | REDSHIRT AVAILABLE: YES

2022 SEASON (SOPHOMORE)

Appeared in 11 games as a sophomore with three starts as an outside receiver ... missed two games early in Big 12 play against Oklahoma State and West Virginia due to injury ... closed the year with 14 catches for 150 yards and a touchdown ... majority of his receiving numbers came in the first five games of the year ... averaged 10.7 yards per catch on the year ... credited with playing in 237 offensive snaps by Pro Football Focus as well as an additional 64 on special teams ... regular member of the kickoff return unit and then joined punt return team late in the season ... **SEASON HIGHLIGHTS:** combined for four catches during non-conference play with one against both Murray State (9/3) and N.C. State (9/17), resulting in 14 and 17 yards each ... had two catches for 15 yards in the overtime victory over Houston (9/10) ... opened Big 12 play with a career-high four receptions for 35 yards in the win over Texas (9/24) ... followed with three catches for 23 yards the next week at Kansas State (10/1) ... final three catches of the year came at TCU (11/5) where he set a career high with 46 receiving yards ... performance included a 33-yard touchdown strike from Tyler Shough with 8:38 remaining in the third quarter that gave the Red Raiders a 17-13 lead ... hauled in deep pass down left side over the defender while falling on his back for one of the top catches of the season ... earned his third start of the year the next week versus Kansas (11/12) ... was also in the starting lineup against both Texas and K-State.

2021 SEASON (REDSHIRT FRESHMAN)

Displayed his potential as a key option in the Texas Tech passing game late into redshirt freshman season ... listed in the wide receiver rotation coming out of preseason camp ... appeared in nine games overall during his debut season as a Red Raider ... missed four games during Big 12 play due to injury ... caught seven passes for 86 yards and a pair of touchdowns, the majority of which came during final stretch of the season ... also made one tackle via special teams as part of the kickoff unit ... **SEASON HIGHLIGHTS:** made his first career catch versus Florida International (9/18), which resulted in a nine-yard gain ... proceeded to miss four of the first seven games during Big 12 play ... saw action at Texas (9/25), versus

Kansas State (10/23) and at Oklahoma (10/30), the final of which resulted in possibly his best performance of the season ... recorded season highs with three receptions for 37 yards against the Sooners, while also catching a touchdown from 17 yards out ... pass from Donovan Smith was highlight-worthy, sending him up and over the Oklahoma defensive back for his first career touchdown ... followed with one catch versus Iowa State (11/13) before recording his lone tackle of the year in the regular-season finale at Baylor (11/27) ... made another eye-catching catch in the AutoZone Liberty Bowl, hauling in a 14-yard strike from Smith to give the Red Raiders a 27-7 lead with two seconds remaining in the third quarter ... went up over the Mississippi State defender for a catch that later appeared on ESPN's "You got Moss'd" segment ... was part of two catches for 29 yards in the win over the Bulldogs (12/28).

2020 SEASON (FRESHMAN)

Did not see any game action after suffering a preseason injury that kept him off the field for duration of the year.

HIGH SCHOOL

Attended Pine Tree High School in Longview, Texas ... tall wide receiver who will add big-play depth as an outside receiver ... first team All-District 9-5A selection as both a senior and junior ... helped lead the Pirates to the playoffs as a team captain his senior year ... put together his best season as a senior, catching 39 passes for 725 yards and eight touchdowns ... averaged an impressive 18.6 yards per catch ... recorded more than 700 receiving yards as a junior and scored 10 touchdowns through the air ... also notched 475 receiving yards and two touchdowns during his sophomore year ... multi-sport athlete who also played basketball and competed in the high jump and 400 meters for the Pirate track and field program ... three-star prospect according to 247Sports, ESPN and Rivals ... **CHOSE TEXAS TECH OVER:** Arkansas, Iowa State, Kansas, Kansas State and Missouri.

PERSONAL

Jalynn "J.J." Sparkman ... son of Terry and Jackie Sparkman - brother to Terri Tyrell ... a general studies major.

RECEIVING	G	Rec	Yds	TD	Lg	Rec/G	Avg/C	Avg/G
2021	9	7	86	2	17	0.8	12.3	9.6
2022	11	14	150	1	33	1.3	10.7	13.6
Totals	20	21	236	3	33	1.1	11.2	11.8

2022 GAME-BY-GAME

Opponent	GS	Rec	Yds	TD	Avg	LG	Rush	Yds	TD	
Murray State	1	14	0	14	14	0	0	0	0	
Houston	2	15	0	7.5	10	0	0	0	0	
at NC State	1	17	0	17	17	0	0	0	0	
Texas	*	4	35	0	8.8	13	0	0	0	
at Kansas State	*	3	23	0	7.7	9	0	0	0	
at Oklahoma State	<i>DNP-injured</i>									
West Virginia	<i>DNP-injured</i>									
Baylor	0	0	0	0	0	0	0	0	0	
at TCU	3	46	1	15.3	33	0	0	0	0	
Kansas	*	0	0	0	0	0	0	0	0	
at Iowa State	0	0	0	0	0	0	0	0	0	
Oklahoma	0	0	0	0	0	0	0	0	0	
vs. Ole Miss	0	0	0	0	0	0	0	0	0	
Totals	14	150	1	10.7	33	0	0	0	0	

2021 GAME-BY-GAME

Opponent	GS	Rec	Yds	TD	Avg	LG	Rush	Yds	TD	
vs. Houston	0	0	0	0	0	0	0	0	0	
Stephen F. Austin	0	0	0	0	0	0	0	0	0	
FIU	1	9	0	9.0	9	0	0	0	0	
at Texas	0	0	0	0	0	0	0	0	0	
at West Virginia	<i>DNP</i>									
TCU	<i>DNP</i>									
at Kansas	<i>DNP</i>									
Kansas State	0	0	0	0	0	0	0	0	0	
at Oklahoma	3	37	1	12.3	17	0	0	0	0	
Iowa State	1	11	0	11.0	11	0	0	0	0	
Oklahoma State	<i>DNP</i>									
at Baylor	0	0	0	0	0	0	0	0	0	
vs. Mississippi State	2	29	1	14.5	15	0	0	0	0	
Totals	7	86	2	12.3	17	0	0	0	0	



COLE SPENCER

OL | 6-4 | 300 | S-Sr. | 7th Yr. (2nd at Tech)
 Louisville, Ken. | Trinity HS | Western Kentucky
 Career Games: 46 / Career Starts: 44

70

YEARS OF ELIGIBILITY ENTERING SEASON: 1 | REDSHIRT AVAILABLE: NO

2022 SEASON (SUPER SENIOR)

Forced to miss the entire 2022 campaign following a preseason injury ... considered a good off-the-field role model for a young offensive line ... will return for the 2023 season for his final year of eligibility thanks to a medical redshirt season ... named to the Outland Trophy preseason watch list.

PRIOR TO TEXAS TECH

Transferred from Western Kentucky to play his final year of eligibility with the Red Raiders ... spent the past five seasons with the Hilltoppers where he made 44 starts during his career ... will reunite with former WKU coaches Stephen Hamby and Zach Kittley ... **2021 SEASON (SENIOR):** started in all 13 games he appeared as he made 36 consecutive starts to end his career at WKU ... collected first team All-CUSA honors by the conference coaches ... ranked by Pro Football Focus as the best pass-blocker in the conference, grading out at 90.7 overall ... grade was also fifth nationally among FBS offensive linemen ... WKU's offensive line was ranked first in the nation by PFF with a 90.7 pass block grade ... credited with 980 snaps overall, grading out at 76.9 overall according to PFF, which led the offensive line ... allowed only two sacks and six quarterback hurries over 683 pass attempts for a WKU offense that ranked second nationally in scoring and led the country in passing ... **2020 SEASON (JUNIOR):** started all 12 games as a junior, pushing his streak to 23 consecutive starts ... credited with 764 offensive snaps at the left tackle position ... ranked third among C-USA tackles with a 78.2 overall blocking grade according to PFF ... trailed only teammate Mason Brooks' 83.4 graduate and the 85.8 rating from Will Ulmer of Marshall ... his 84.7 pass-blocking grade led all C-USA tackles and placed him 11th in FBS ... allowed only one sack and one quarterback hit all season ... **2019 SEASON (REDSHIRT SOPHOMORE):** played in all 13 games with 11 starts at left tackle for the Hilltoppers ... accounted for 813 offensive snaps, finishing with an 81.8 overall blocking grade and 87.4 pass-blocking grade by PFF, which led all C-USA offensive tackles ... his pass blocking grade ranked 13th among all tackles in the nation, while his overall blocking grade tied for 22nd ... his 72.9 run-blocking grade tied for third in C-USA ... was the only C-USA tackle who did not give up a sack or did not get called for a penalty ... allowed only three quarterback hits, four hurries and five pressures all season ... **2018 SEASON (SOPHOMORE):** started the first three games of the season at left tackle and played all 223 snaps at left tackle ... missed remainder of the season due to an injury suffered at Louisville (9/15) ... was granted a redshirt to restore his sophomore year of eligibility ... allowed only one sack and was called for one penalty in those three contests ... **2017 SEASON (FRESHMAN):** started the final five games of his true freshman season at right tackle after not appearing in his first eight games.

HIGH SCHOOL

Attended Trinity High School in Louisville, Ky. ... three-year letterwinner for one of the top high school programs in the state of Kentucky ... helped push the Shamrocks to two Class 6A state titles his sophomore and seniors seasons ... Trinity finished a perfect 15-0 his senior season ... an All-State second team honoree by the Louisville Courier-Journal his senior season ... also had scholarship offers from Bowling Green and Tulane before committing to Western Kentucky.

PERSONAL

Cole Spencer ... son of Robert Spencer and Julia Spencer ... has one older brother, Jackson ... both parents played tennis at the University of Louisville, while his aunt was a member of the Western Kentucky women's basketball team that made a run to the 1992 Final Four ... enjoys cooking BBQ and going to the pool ... interested in the medical sales profession ... received his bachelor's degree in marketing and also completed his master's degree in business administration with a focus in data analytics at Western Kentucky ... earned a master's degree from Texas Tech, May 2023, in interdisciplinary studies ... currently seeking an essentials of business certificate.

PARTICIPATION	2017*	2018*	2019*	2020*	2021*	2022	CAREER
GP/GS	5/5	3/3	13/11	12/12	13/13	0/0	46/44

* indicates seasons at Western Kentucky



**DADRION
TAYLOR-DEMERSON**

DB | 5-11 | 195 | S-Sr. | 5th Yr. | 4L
Oklahoma City, Okla. | Carl Albert HS
Career Games: 46 / Career Starts: 24

1

YEARS OF ELIGIBILITY ENTERING SEASON: 1 | REDSHIRT AVAILABLE: YES

2022 SEASON (SENIOR)

Senior leader for a much-improved Red Raider defense ... appeared in all 13 games as a safety with 12 starts overall ... lone game to not start came in the Big 12 opener against Texas ... ranked third on the team with 74 tackles (54 solo), including 5.5 for a loss and 1.0 sack ... led all defensive backs in tackles with no one within 10 stops of him ... especially effective in Texas Tech's "take three" motto as the team leader with three interceptions and two fumble recoveries ... also shared the team high with two forced fumbles ... was third on the team with five pass breakups ... his 74 tackles easily snapped his previous career high for a season by more than 10 stops ... also matched his career high for interceptions in a season ... his 5.5 tackles for loss were more than twice his career total entering the year ... had at least two tackles in all 13 games and had five or more stops in nine different contests ... all six of his tackles for loss on the year (solo or shared) were followed by a 3-and-out, failed fourth down or missed field goal ... of his eight passes defended, all but one came during Big 12 play ... the Red Raiders were a perfect 4-0 when he had either an interception or a fumble recovery ... credited with playing in 902 defensive snaps by Pro Football Focus, which led the team ... graded out at 74.5 for the season by the website, which ranked fifth on the defense and second in the secondary among those with at least 100 defensive snaps ... targeted 46 times in the passing game according to PFF with 27 of those going for completions (58.7 percent) ... also made 119 snaps on special teams, according to PFF, with majority coming on the kickoff coverage and field goal block units ... **IN NCAA RANKINGS:** closed the season tied for 22nd in fumble recoveries and 43rd for total interceptions ... was tied for 17th with three interceptions against power-five opponents ... was tied for 25th in the FBS with three interceptions in games the Red Raiders won ... **IN BIG 12 RANKINGS:** shared the league high with his two fumble recoveries and was tied for sixth overall with three interceptions ... was tied for fifth in the conference for interceptions in wins and tied for sixth for interceptions against power-five foes ... **SEASON HIGHLIGHTS:** opened the year with two tackles in the season-opening win over Murray State (9/3) ... followed with seven stops in the overtime victory over Houston (9/10), while adding a fumble recovery and a pass breakup ... fumble recovery came late in the first quarter after Krishon Merriweather punched out a completion to Ta'Zawn Henry ... closed non-conference play with five stops and a forced fumble at N.C. State (9/17) ... made one of the top defensive plays of the season against the Wolfpack, knocking loose a fumble near the goal line that went out of bounds in the end zone for a touchback ... was the first forced fumble of his career ... began Big 12 play with four tackles against both Texas (9/24) and Kansas State (10/1) ... had another forced fumble at K-State, this time on a Duce Vaughn rush up the middle that was later recovered by Tyree Wilson in the second quarter ... read a screen pass perfectly later in the game for a two-yard loss to force a 3-and-out on K-State's first drive of the second half ... notched seven tackles in each of the next three games at Oklahoma State (10/8) and in home games versus West Virginia (10/22) and Baylor (10/29) ... picked off his first pass of the season against the Mountaineers, a key interception in the end zone just before halftime that protected the Red Raiders' 17-3 lead ... also had a tackle for loss earlier in the quarter that led to a 3-and-out by the Mountaineers ... set a new career high with nine tackles at TCU (11/5), which included his first career sack ... dropped Max Duggan for the sack late in the second quarter in the Texas Tech red zone that ultimately led to a failed fourth-down conversion by the Horned Frogs ... matched his career high the next week against Kansas (11/12) with three pass breakups and set a new career mark with 2.0 tackles for loss ... had six total tackles in the win over the Jayhawks ... first of his three pass breakups led to a failed fourth down conversion by the Jayhawks to start the second quarter ... closed the regular season with two tackles at Iowa State (11/19) and six in the overtime win over Oklahoma (11/26) ... performance against Oklahoma included an interception and a shared tackle for loss ... picked off Oklahoma quarterback Dillon Gabriel late in the first half, giving the Red Raiders the ball back at the Sooner 29 yard line ... the Red Raiders followed with a Donovan Smith six-yard touchdown pass to cut their deficit to 24-20 with 1:28 remaining in the half ... proceeded to share a tackle for a loss with Krishon Merriweather on a 2nd-and-5 play on OU's next drive that led to a 3-and-out ... the Red Raiders got the ball back and drove 77 yards for a Trey Wolff field goal as time expired ... again all over the field in the TaxAct Texas Bowl,

totaling eight tackles, a fumble recovery and an interception in the win over Ole Miss (12/28) ... intercepted a deep Jaxson Dart pass late in the first quarter for the first of Texas Tech's five takeaways on the night ... fumble recovery came just before halftime, meanwhile, as he fell on a loose ball caused by Jaylon Hutchings at the Ole Miss 37 yard line ... the recovery gave the Red Raiders enough time for a quick drive where Tyler Shough found Jerand Bradley on a 12-yard touchdown strike to push the lead to 26-7 at the half ... **AWARDS AND HONORS:** recognized on the All-Big 12 second team by Pro Football Focus ... **SENIOR DECISION:** elected to return to the Red Raiders for a super senior season in 2023 as part of the extra year of eligibility afforded due to the COVID-shortened 2020 campaign ... announced his intentions to return before the Red Raiders even completed the regular season.

2021 SEASON (JUNIOR)

Put together a breakout season in the secondary as a junior ... appeared in 12 of 13 games overall and became a regular starter late in the season ... missed only the season-opening win over Houston (9/4) due to a preseason injury ... made seven starts overall at safety, which all came during Big 12 play ... made 62 tackles (41 solo) from his spot in the secondary, which ranked fourth on the team and second among defensive backs ... doubled his career total for tackles (31) coming into the season ... ball-hawk in the secondary with 10 pass breakups and a team-leading three interceptions ... combined for 13 passes defended which led the team ... made 88.7 percent of his tackles during Big 12 play as well as all his interceptions and pass breakups ... had at least one tackle in 11 games overall and five or more stops eight times on the year ... graded out at 76.0 on the season by Pro Football Focus, which ranked second on the team among regular contributors, trailing only Eric Monroe (76.7) ... credited with appearing in 746 snaps defensively plus an additional 119 on special teams as a regular on kickoff coverage and punt block ... ranked sixth on the team for total defensive snaps despite missing one regular-season contest ... was Texas Tech's highest-rated player in coverage, grading out at 80.2 overall ... **IN NCAA RANKINGS:** closed the season ranked 36th nationally in total interceptions and 51st in interceptions per game (0.2) ... **IN BIG 12 RANKINGS:** was third in the league for total interceptions and fourth for interceptions per game ... **SEASON HIGHLIGHTS:** made his season debut with seven tackles in Texas Tech's victory over Stephen F. Austin (9/11) ... did not record a tackle in the non-conference finale versus Florida International (9/18) but rebounded with five in the Big 12 opener at Texas (9/25) ... performance against the Longhorns included two pass breakups and his first career interception ... picked off Texas quarterback Casey Thompson in the end zone on the Longhorns' first drive of the second half ... had three tackles in the road victory at West Virginia (10/2) ... made first start of the season against TCU (10/9), finishing with six stops ... created his second interception of the season the next week at Kansas (10/16) to go along with a pair of pass breakups and three tackles ... interception came on Kansas' first play of the second quarter, giving Texas Tech prime field position for an eventual Jonathan Garbay field goal ... had another pass breakup and six tackles the following week against Kansas State (10/23) ... set a career high with eight tackles at Oklahoma (10/30) ... later matched that total a few weeks later in the regular-season finale at Baylor (11/27) ... combined for 12 tackles in the two games between that with five versus Iowa State (11/13) and seven against Oklahoma State (11/20) ... win over the Cyclones also included his final interception of the year, which came on a deep pass to close Iowa State's opening drive of the second half ... closed the season with four tackles and a career-high three pass breakups in the AutoZone Liberty Bowl against Mississippi State (12/28) ... **AWARDS AND HONORS:** honorable mention All-Big 12 selection by the conference coaches.

2020 SEASON (SOPHOMORE)

Appeared in all 10 games with three starts as a sophomore ... regular either on special teams or in the secondary ... earned that start at the Spur position over the final three games of the season against Baylor, Oklahoma State and Kansas ... the Red Raiders were 2-1 during that three-game stretch ... majority of his 16 tackles on the year came during those three games as well ... matched his total in tackles from his 2019 true freshman season despite playing in one less game ... shared one tackle for a loss on the year, the second of his career ... two of his tackles came via special teams with one on kickoff coverage and the other on punt team ... **SEASON HIGHLIGHTS:** combined for two tackles over the first six games of the year with one stop against Texas (9/26) and another versus Oklahoma (10/31) ... surpassed that total with three tackles alone at TCU (11/7) ... had four tackles the next week in his first start of the season against Baylor (11/14) ... limited to one tackle at Oklahoma State (11/28) before closing the season with a career-high six stops in the win over Kansas (12/5) ... performance included a tackle behind the line of scrimmage that resulted in a one-yard loss.

PREVIEW

RED RAIDERS

STAFF

'22 REVIEW

HISTORY

RECORDS

TEXAS TECH

2019 SEASON (FRESHMAN)

Became a regular in both the secondary and on special teams as only a true freshman ... appeared in 11 games overall with two starts at safety after missing only the regular-season finale at Texas ... one of four true freshmen on the defensive side of the ball to appear in five or more games ... impressed coaches early after transitioning to the secondary from his spot at running back in high school ... totaled 16 tackles on the year, including one for a loss, to go along with a fumble recovery ... saw significant action in the secondary during Big 12 play ... logged at least four tackles in three different games ... **SEASON HIGHLIGHTS:** made his Red Raider debut with a tackle against Montana State (8/31) ... inserted at safety late in the first half at Oklahoma (9/28) following an injury to Adrian Frye ... finished the game with four tackles, including his lone takedown that went for a loss ... earned the start at safety the next two weeks against Oklahoma State (10/5) and at Baylor (10/12) ... recovered his first career fumble in the top-25 win over the Cowboys while adding four tackles ... fumble recovery came in the final seconds of the third quarter off a Jordyn Brooks sack ... set a season-high with five tackles several weeks later in a road win at West Virginia (11/9) ... final tackle of the season came against TCU (11/16).

HIGH SCHOOL

Attended Carl Albert High School in Oklahoma City, Okla. ... was a standout running back for the Titans but moved to the secondary at the collegiate level ... named the Oklahoma 5A Player of the Year following his senior season ... also an All-State selection at running back ... named the Big All-City Offensive Player of the Year by The Oklahoman ... compiled 1,365 rushing yards and 24 touchdowns over the 2018 season ... strong season helped push Carl Albert to its third-straight Class 5A state championship ... produced a solid junior campaign as well with 1,977 rushing yards and 22 touchdowns on 215 carries ... earned All-City and All-Conference honors ... finished his high school career with 4,611 rushing yards on the ground ... a three-star prospect by 247Sports ... listed as the No. 28 recruit in the state of Oklahoma by 247Sports ... **CHOSE TEXAS TECH OVER:** Air Force, Army and Utah State.

PERSONAL

Dadrion Taylor-Demerson ... father to Layla Grace Taylor, born March 2022 ... son of Fred and Shan Taylor ... one of four siblings ... nicknamed "Rabbit" by friends and family ... a university studies major at Texas Tech.

PARTICIPATION	2019	2020	2021	2022	CAREER
GP/GS	11/2	10/3	12/7	13/12	46/24

TACKLES	GP	UA	A	Total	TFL	Yds	PD	FF	FR	INT	QBH
2019	11	12	4	16	1.0	1	0	0	1	0	0
2020	10	13	3	16	0.5	1	0	0	0	0	0
2021	12	41	21	62	0.5	0	10	0	0	3	0
2022	13	54	20	74	5.5	25	5	2	2	3	0
TOTALS	46	120	48	168	7.5	27	15	2	3	6	0

INTERCEPTIONS	GP	No	Yds	TD	LG	AVG/R
2019	11	0	0	0	0	0.0
2020	10	0	0	0	0	0.0
2021	12	3	4	0	9	1.3
2022	13	3	0	0	0	0.0
TOTALS	46	6	4	0	9	1.3

ALL PURPOSE	G	Rush	Rec	PR	KR	IR	Total	Avg/G
2019	11	0	0	0	124	0	124	11.3
2020	10	0	0	0	0	0	0	0.0
2021	12	0	0	0	0	4	4	0.3
2022	13	0	0	0	0	0	0	0.0
TOTALS	46	0	0	0	124	4	128	2.8

SINGLE-GAME CAREER HIGHS

Tackles 9, at TCU (2022)
 Tackles For Loss 2, vs. Kansas (2022)
 Interceptions 1, 6x, last vs. Ole Miss (2022)*
 Fumbles Forced 1, twice, at Kansas State (2022)*
 Pass Breakups 3, twice vs. Kansas (2022)*

2022 GAME-BY-GAME STATS

Opponent	GS	UA	A	TOT	TFL-YDS	INT-YDS	FF	FR	PBU
Murray State	*	1	1	2	0.0-0	0-0	0	0	0
Houston	*	5	2	7	0.0-0	0-0	0	1	1
at NC State	*	1	4	5	0.0-0	0-0	1	0	0
Texas		4	0	4	0.0-0	0-0	0	0	0
at Kansas State	*	3	1	4	1.0-2	0-0	1	0	0
at Oklahoma St.	*	6	1	7	0.0-0	0-0	0	0	1
West Virginia	*	5	2	7	1.0-5	1-0	0	0	0
Baylor	*	4	3	7	0.0-0	0-0	0	0	0
at TCU	*	8	1	9	1.0-3	0-0	0	0	0
Kansas	*	6	0	6	2.0-12	0-0	0	0	3
at Iowa State	*	1	1	2	0.0-0	0-0	1	0	0
Oklahoma	*	3	3	6	0.5-3	1-0	0	0	0
vs. Ole Miss	*	7	1	8	0.0-0	1-0	0	1	0
Totals		54	20	74	5.5-25	3-0	2	2	5

2021 GAME-BY-GAME STATS


Opponent	GS	UA	A	TOT	TFL-YDS	INT-YDS	FF	FR	PBU
vs. Houston	<i>DNP-injured</i>								
Stephen F. Austin	3	4	7		0.0-0	0-0	0	0	0
FIU	0	0	0		0.0-0	0-0	0	0	0
at Texas	3	2	5		0.0-0	1-0	0	0	2
at West Virginia	3	0	3		0.0-0	0-0	0	0	0
TCU	*	5	1	6	0.0-0	0-0	0	0	0
at Kansas	*	2	1	3	0.0-0	1-9	0	0	2
Kansas State	3	3	6		0.5-0	0-0	0	0	1
at Oklahoma	*	4	4	8	0.0-0	0-0	0	0	0
Iowa State	*	4	1	5	0.0-0	1-5	0	0	0
Oklahoma State	*	5	2	7	0.0-0	0-0	0	0	2
at Baylor	*	5	3	8	0.0-0	0-0	0	0	0
vs. Mississippi St.*	*	4	0	4	0.0-0	0-0	0	0	3
Totals		41	21	62	0.5-0	3-4	0	0	10

2020 GAME-BY-GAME STATS

Opponent	GS	UA	A	TOT	TFL-YDS	INT-YDS	FF	FR	PBU
HBU	0	0	0		0.0-0	0-0	0	0	0
Texas	1	0	1		0.0-0	0-0	0	0	0
at Kansas State	0	0	0		0.0-0	0-0	0	0	0
at Iowa State	0	0	0		0.0-0	0-0	0	0	0
West Virginia	0	0	0		0.0-0	0-0	0	0	0
Oklahoma	0	1	1		0.0-0	0-0	0	0	0
at TCU	3	0	3		0.0-0	0-0	0	0	0
Baylor	*	3	1	4	0.0-0	0-0	0	0	0
at Oklahoma St.	*	1	0	1	0.0-0	0-0	0	0	0
Kansas	*	5	1	6	0.5-1	0-0	0	0	0
Totals		13	3	16	0.5-1	0-0	0	0	0

2019 GAME-BY-GAME STATS

Opponent	GS	UA	A	TOT	TFL-YDS	INT-YDS	FF	FR	PBU
Montana St.	0	1	1		0.0-0	0-0	0	0	0
UTEP	0	0	0		0.0-0	0-0	0	0	0
at Arizona	<i>DNP</i>								
at Oklahoma	3	1	4		1.0-1	0-0	0	0	0
Oklahoma State	*	4	0	4	0.0-0	0-0	0	1	0
at Baylor	*	1	0	1	0.0-0	0-0	0	0	0
Iowa State	0	0	0		0.0-0	0-0	0	0	0
at Kansas	0	0	0		0.0-0	0-0	0	0	0
at West Virginia	4	1	5		0.0-0	0-0	0	0	0
TCU	0	1	1		0.0-0	0-0	0	0	0
Kansas State	0	0	0		0.0-0	0-0	0	0	0
at Texas	<i>DNP</i>								
Totals		12	4	16	1.0-1	0-0	0	1	0



HENRY TEETER

TE | 6-4 | 250 | S-Sr. | 6th Yr. (4th at Tech) | 2L
 San Angelo, Texas | Central HS | Holy Cross
 Career Games: 33 / Career Starts: 3

43

YEARS OF ELIGIBILITY ENTERING SEASON: 1 | REDSHIRT AVAILABLE: NO

2022 SEASON (SENIOR)

Again a key figure in tight end room and as a senior leader ... utilized again as a tight end and a key blocker in the running game ... appeared in 12 of 13 games overall with two starts at tight end ... missed the Big 12 opener against Texas due to injury ... caught six passes for 61 yards and a touchdown on 10 total targets ... all but one of his catches came during Big 12 play or the bowl game ... inserted more often on running plays than passes due to his ability as a blocker ... credited with 19% offensive snaps by Pro Football Focus as well as an additional 187 on special teams ... regular member of the Red Raiders' kickoff return, punt coverage and field goal protection units ... ranked third on the team for special teams snaps behind only linebackers Patrick Curley and Tryique Matthews ... **SEASON HIGHLIGHTS:** hauled in the longest reception of his career in the season opener versus Murray State (9/3) as part of a one catch 23-yard performance ... would match that career long later in the year with a similar performance against West Virginia (10/29) ... was part of three-straight games with a reception after a six-yard grab at Oklahoma State (10/8) and then a one-yard catch against Baylor ... catch versus Baylor went for a touchdown, the first of his career, which came from Behren Morton midway through the third quarter ... later added one catch for three yards at Iowa State (11/19) and another grab for five yards in the TaxAct Texas Bowl win over Ole Miss (12/28) ... **AWARDS AND HONORS:** honorable mention All-Big 12 selection by the conference coaches ... recognized for his work in the classroom as part of the Academic All-Big 12 second team ... **SENIOR DECISION:** elected to return to the Red Raiders for a super senior season in 2023 as part of the extra year of eligibility afforded due to the COVID-shortened 2020 campaign.

2021 SEASON (JUNIOR)

Emerged as a key presence at the tight end position following a strong preseason camp ... one of four walk-ons who were placed on scholarship as part of a surprise presentation prior to the season ... appeared in 12 games either on offense or as a key contributor on special teams ... known for his blocking ability from the tight end position ... caught two passes on the year for 14 yards and also returned a kick for 15 yards total ... two receptions came on a pair of seven-yard gains in back-to-back weeks at Texas (9/25) and at West Virginia (10/2) ... credited with playing 167 snaps on offense with 106 of those coming on running plays ... appeared in 74 snaps on special teams, generally as part of the kickoff return unit ... occasionally utilized as a part of the field goal protection team.

2020 SEASON (REDSHIRT SOPHOMORE)

Did not see any game action during first season as a Red Raider ... scout team member.

PRIOR TO TEXAS TECH

Transferred to Texas Tech following two years at Holy Cross ... saw action in nine games during his tenure, all in 2018 as a backup wide receiver and on special teams as a true freshman ... forced to redshirt the 2019 season due to an injury.

HIGH SCHOOL

Attended Central High School in San Angelo, Texas ... one of the top wide receivers in school history after hauling in 158 passes for 2,100 yards and 21 touchdowns during prep career ... teamed with former Texas Tech quarterback Maverick McIvor in dynamic passing attack ... helped lead Central to the District 2-6A title each of his final two seasons ... garnered first team All-District 2-6A honors as a senior as well as honorable mention All-State accolades by the Associated Press ... was also a first team All-District pick as a junior after leading the Bobcats to the regional final round of the Class 6A Division I playoffs ... named to the San Angelo Standard-Times All-West Texas Super Team after setting school records with 102 receptions and 1,390 receiving yards as a senior ... recorded a team-high 15 touchdowns that season as well, third-most in program history ... departed Central as the school's career leader for receptions ... elected a team captain prior to his senior season ... also named to Academic All-State team for work in the classroom.

PERSONAL

Henry Teeter ... son of Bart and Felicia Teeter ... has two sisters, Elizabeth and Bella ... earned bachelor's degree in university studies from Texas Tech, December 2022 ... currently seeking a graduate degree in interdisciplinary studies.

CAREER STATS

PARTICIPATION	2018*	2019*	2020	2021	2022	CAREER
GP/GS	9/0	0/0	0/0	12/1	12/2	33/3

* at Holy Cross

RECEIVING	G	Rec	Yds	TD	Lg	Rec/G	Avg/C	Avg/G
2021	12	2	14	0	7	0.2	7.0	1.3
2022	12	6	61	1	23	0.5	10.2	5.1
Totals	24	8	75	1	23	0.2	9.4	2.3

2022 GAME-BY-GAME

Opponent	GS	Rec	Yds	TD	Avg	LG	Rush	Yds	TD
Murray State	*	1	23	0	23.0	23	0	0	0
Houston	0	0	0	0	0	0	0	0	0
at NC State	0	0	0	0	0	0	0	0	0
Texas	0	0	0	0	0	0	0	0	0
at Kansas State	0	0	0	0	0	0	0	0	0
at Oklahoma State	1	6	61	1	6.0	6	0	0	0
West Virginia	1	23	0	23.0	23	0	0	0	0
Baylor	1	1	1	1.0	1	0	0	0	0
at TCU	0	0	0	0	0	0	0	0	0
Kansas	0	0	0	0	0	0	0	0	0
at Iowa State	1	3	0	3.0	3	0	0	0	0
Oklahoma	0	0	0	0	0	0	0	0	0
vs. Ole Miss	1	5	0	5.0	5	0	0	0	0
Totals	6	61	1	23.0	23	0	0	0	0

2021 GAME-BY-GAME

Opponent	GS	Rec	Yds	TD	Avg	LG	Rush	Yds	TD
vs. Houston	0	0	0	0.0	0	0	0	0	0
Stephen F. Austin	0	0	0	0.0	0	0	0	0	0
FIU	0	0	0	0.0	0	0	0	0	0
at Texas	1	7	0	7.0	7	0	0	0	0
at West Virginia	1	7	0	7.0	7	0	0	0	0
TCU	0	0	0	0.0	0	0	0	0	0
at Kansas	0	0	0	0.0	0	0	0	0	0
Kansas State	0	0	0	0.0	0	0	0	0	0
at Oklahoma	*	0	0	0.0	0	0	0	0	0
Iowa State	DNP								
Oklahoma State	0	0	0	0.0	0	1	0	0	0
at Baylor	0	0	0	0.0	0	0	0	0	0
vs. Mississippi St.	0	0	0	0.0	0	0	0	0	0
Totals	2	14	0	7.0	7	1	0	0	0

PREVIEW

RED RAIDERS

STAFF

'22 REVIEW

HISTORY

RECORDS

TEXAS TECH



MASON THARP

TE | 6-9 | 270 | Jr. | 3rd Yr. | 2L
Klein, Texas | Klein HS
Career Games: 22 / Career Starts: 15

80

YEARS OF ELIGIBILITY ENTERING SEASON: 2 | REDSHIRT AVAILABLE: YES

2022 SEASON (SOPHOMORE)

Appeared in 10 games as a sophomore with seven starts ... missed each of the final three games of the season due to injury ... finished on the receiving end of 12 catches for 100 yards and a pair of touchdowns ... shared the high for receptions in the tight end room with Baylor Cupp ... had a catch in seven of the 10 games he played ... credited with playing in 412 offensive snaps by Pro Football Focus, which led the tight end room ... also saw action on special teams, mainly on the field goal protection unit ... **SEASON HIGHLIGHTS:** opened the year with one catch for 21 yards in the season-opening win against Murray State (9/3) ... reception went for a touchdown from Behren Morton to cap Texas Tech's 63-10 victory ... matched his career high with three receptions twice on the year at N.C. State (9/17) and versus West Virginia (10/22) ... totaled 26 yards through the air against the Wolfpack and then a season-high 35 yards in the win over the Mountaineers ... made one catch in three different games against Texas (9/24), at Oklahoma State (10/8) and Baylor (10/29) ... lone reception versus Texas was an important one as it went 13 yards, pushing the Red Raiders to the one yard line for a SaRodrick Thompson touchdown that cut the deficit to 31-24 before halftime ... last outing of the year came in the win over Kansas (11/12) with two catches for three yards and a touchdown ... gave the Red Raiders a 24-7 lead early in the second quarter on a one-yard pass from Tyler Shough ... **AWARDS AND HONORS:** recognized on the Academic All-Big 12 second team.

2021 SEASON (FRESHMAN)

Demonstrated why he was highly-touted out of high school as only a true freshman ... appeared in 12 games overall with eight starts at tight end ... missed only the win over Iowa State due to injury ... seven of his eight starts on the year came either in Big 12 play or in the AutoZone Liberty Bowl ... caught 14 passes on the season for 198 yards and a touchdown ... finished fifth on the team in receiving yards and sixth for receptions ... led all freshmen in both categories as well ... targeted 19 times through the passing game, resulting in a 73.7 completion percentage ... size radius helped him rank fourth on the team in completion percentage among receivers with at least 10 targets ... credited with appearing in 353 snaps on offense, grading out at 74.1 according to Pro Football Focus ... that grade ranked eighth on the team and led all freshmen ... his overall grade was fifth nationally among tight ends listed as either a sophomore or freshman ... caught at least one pass in six different games and has multiple receptions in five of those contests ... recorded four different receptions of at least 20 yards ... contributed on special teams as well as part of the kick return and field goal protect units ... credited with 119 snaps on special teams with 71 coming as a blocker on kickoff return ... **SEASON HIGHLIGHTS:** made collegiate debut in the season opener versus Houston (9/4) and then his first career start the next week versus Stephen F. Austin (9/11) ... hauled in his first career catch in the non-conference finale against Florida International (9/18) ... likely his best performance of the season with three catches for 61 yards and a touchdown versus the Panthers ... touchdown came via a 25-yard pass from Tyler Shough with less than a minute remaining in the third quarter, giving the Red Raiders a 44-21 lead ... reception was his longest of the season that would be matched two additional times ... had one catch for seven yards in the Big 12 opener at Texas (9/25) ... combined for five receptions over a two-game stretch against TCU (10/9) and at Kansas (10/16) ... had two catches for 22 yards versus the Horned Frogs and then three receptions for 38 yards in the win over the Jayhawks ... one of his three catches at Kansas went for 25 yards, matching his season long ... posted two receptions for 31 yards at Oklahoma (10/30) ... missed the win over Iowa State (11/13) due to injury, returning the next week against Oklahoma State (11/20) ... made his final three catches of the season versus the Cowboys, resulting in 39 yards overall ... the Oklahoma State game kicked off the first of three-consecutive games to be in the starting lineup.

HIGH SCHOOL

Attended Klein High School in his hometown of Spring, Texas ... graduated high school early in order to enroll at Texas Tech in January for spring practice ... tabbed a preseason candidate for High School All-America honors by Sports Illustrated prior to his senior season ... earned first team All-District 15-6A honors as both a junior and senior ... was an Academic All-District honoree as a senior as well ...

previously caught 30 passes for 523 yards and 12 touchdowns as a junior ... also a member of the school's basketball program ... was a first team All-District 15-6A honoree on the hardwood as a junior, his final prep season ... consensus three-star prospect by the likes of ESPN, Rivals and 247Sports ... listed at No. 25 among tight ends by 247Sports and No. 26 by ESPN ... received more than 15 scholarships offers, the majority of which from power-five schools ... **CHOSE TEXAS TECH OVER:** Arizona State, Colorado, Duke, Illinois, Iowa State, Kansas, Michigan State, Ole Miss, North Texas, Northwestern, Penn, Pittsburgh, Rice, SMU, Utah and Virginia.

PERSONAL

Mason Tharp ... son of Clay and Susanne Tharp ... has an older sister, Cameron ... sister was also a collegiate student-athlete, competing in soccer at the University of Oklahoma from 2018-21 ... a supply chain management major at Texas Tech.

CAREER STATS

PARTICIPATION	2021	2022	CAREER
GP/GS	12/8	10/7	22/15

RECEIVING	G	Rec	Yds	TD	Lg	Rec/G	Avg/C	Avg/G
2021	12	14	198	1	25	1.2	14.1	16.5
2022	10	12	100	2	21	1.2	8.3	10.0
Totals	22	26	298	3	25	1.2	11.5	13.5

2022 GAME-BY-GAME

Opponent	GS	Rec	Yds	TD	Avg	LG	Rush	Yds	TD
Murray State	1	21	1	21.0	21		0	0	0
Houston	0	0	0	0	0	0	0	0	0
at NC State	*	3	26	0	8.7	14	0	0	0
Texas	1	13	0	13.0	13		0	0	0
at Kansas State	*	0	0	0	0	0	0	0	0
at Oklahoma State	*	1	2	0	2.0	2	0	0	0
West Virginia	*	3	35	0	11.7	19	0	0	0
Baylor	*	1	0	0	0	0	0	0	0
at TCU	*	0	0	0	0	0	0	0	0
Kansas	*	2	3	1	1.5	2	0	0	0
at Iowa State	DNP-injured								
Oklahoma	DNP-injured								
vs. Ole Miss	DNP-injured								
Totals	12	100	2	8.3	21		0	0	0

2021 GAME-BY-GAME

Opponent	GS	Rec	Yds	TD	Avg	LG	Rush	Yds	TD
vs. Houston	0	0	0	0.0	0	0	0	0	0
Stephen F. Austin	*	0	0	0.0	0	0	0	0	0
FIU	3	61	1	20.3	25		0	0	0
at Texas	*	1	7	0	7.0	7	0	0	0
at West Virginia	*	0	0	0.0	0	0	0	0	0
TCU	2	22	0	11.0	14		0	0	0
at Kansas	*	3	38	0	12.7	25	0	0	0
Kansas State	*	0	0	0.0	0	0	0	0	0
at Oklahoma	2	31	0	15.5	23		0	0	0
Iowa State	DNP-injured								
Oklahoma State	*	3	39	0	13	25	0	0	0
at Baylor	*	0	0	0.0	0	0	0	0	0
vs. Mississippi St.	*	0	0	0.0	0	0	0	0	0
Totals	14	198	1	14.1	25		0	0	0



CAM'RON VALDEZ

RB | 5-9 | 205 | So. | 3rd Yr. | 1L
Rockdale, Texas | Rockdale HS
Career Games: 6 / Career Starts: 0

O

YEARS OF ELIGIBILITY ENTERING SEASON: 3 | REDSHIRT AVAILABLE: NO

2022 SEASON (REDSHIRT FRESHMAN)

Displayed his potential as a rusher over his four appearances as a redshirt freshman ... kept off the field until late in the year due to a preseason injury ... saw action in four of the final five games of the season, including the TaxAct Texas Bowl win over Ole Miss (12/28) ... totaled 18 carries overall for 169 rushing yards and a long of 38 yards ... made his season debut at TCU (11/5), receiving three late carries for 71 yards ... his first handoff went a career-long 38 yards versus the Horned Frogs, only to be followed a few plays later by a 30-yard scamper to the TCU 3 yard line that set up a touchdown ... role increased significantly against Kansas (11/12) with a career-high 11 carries for 66 yards ... finished with only three carries for three yards in the road win at Iowa State (11/19) ... limited to only one carry against Ole Miss (12/28) but it was an explosive one, going 29 yards midway through the fourth quarter.

2021 SEASON (FRESHMAN)

Redshirt season ... made two appearances on the year, which came late in wins over Florida International (9/18) and at Kansas (10/16) ... combined for six carries for 16 yards over those two games ... received five carries, resulting in 20 yards against FIU ... took a four-yard loss on his only carry at Kansas ... part of dress roster for most of the season.

HIGH SCHOOL

Attended Rockdale High School in his hometown of Rockdale, Texas ... closed his prep career as Rockdale's all-time career rushing and touchdown leader ... totaled 4,278 rushing yards and 62 touchdowns on the ground over his three varsity seasons, all of which resulted in 1,000-yard campaigns ... also caught 24 passes for 381 yards and three touchdowns ... named the District 11-3A Division I Offensive MVP as a senior ... recognized as the District 10-3A Division I Offensive MVP as a junior and the Offensive Newcomer of the Year as a sophomore ... tabbed a finalist for High School All-America honors by Sports Illustrated as a senior ... rushed for 1,406 yards and 19 touchdowns during his senior season alone to lead Rockdale to a playoff appearance ... performance followed an impressive 1,697 yards and 26 touchdowns on the ground as a junior in 2019 ... became an impact player for Rockdale as only a sophomore after rushing for 1,175 yards and 17 touchdowns ... considered a four-star prospect by Rivals and a three-star signee by both ESPN and Rivals ... the No. 6 all-purpose back in the country according to Rivals and the No. 40 player in the state of Texas ... ranked 39th among running backs nationally by 247Sports and No. 45 by ESPN ... received more than 25 scholarship offers, the majority of which were from power-five programs ... **CHOSE TEXAS TECH OVER:** Arizona, Arizona State, Arkansas, Georgia Tech, Houston, Iowa State, Kansas, Louisiana-Lafayette, Louisiana Tech, Michigan, Minnesota, Ole Miss, Missouri, Nebraska, Oklahoma State, Purdue, SMU, Southern Miss, TCU, Texas State, Tulsa, UTSA, Utah, Vanderbilt and West Virginia.

PERSONAL

Cam'Ron Valdez ... son of Sedderick and Latoya Alcorn ... has an older sister, Amajahnae ... cousins with Red Raider great Le'Raven Clark, who was a two-time All-Big 12 first team selection at Texas Tech before being selected in the third round of the 2016 NFL Draft by the Indianapolis Colts ... Clark is currently playing with the Pittsburgh Steelers in the NFL ... also cousins with former Oklahoma standout Dede Westbrook, who was selected in the fourth round of the 2017 NFL Draft by the Jacksonville Jaguars ... other cousin, Wendell Mitchell, was a basketball student-athlete at Texas A&M and now plays professionally overseas ... a university studies major at Texas Tech.

CAREER STATS

PARTICIPATION	2021	2022	CAREER
GP/GS	2/0	4/0	6/0

RUSHING	G	Att	Yds	TD	Lg	Avg/C	Avg/G
2021	2	6	16	0	8	2.7	8.0
2022	4	18	169	0	38	9.4	42.3
Totals	6	24	185	0	38	7.7	30.8

2022 GAME-BY-GAME

Opponent	GS	Rush	Yds	TD	LG	Rec	Yds	TD	LG	
Murray State		DNP-injured								
Houston		DNP-injured								
at NC State		DNP-injured								
Texas		DNP-injured								
at Kansas State		DNP-injured								
at Oklahoma State		DNP-injured								
West Virginia		DNP-injured								
Baylor		DNP-injured								
at TCU	3	71	0	38	0	0	0	0	0	
Kansas	11	66	0	18	0	0	0	0	0	
at Iowa State	3	3	0	2	0	0	0	0	0	
Oklahoma		DNP								
vs. Ole Miss	1	29	0	29	0	0	0	0	0	
Totals	18	169	0	38	0	0	0	0	0	



CAMERON WATTS

DB | 5-11 | 200 | R-Sr. | 5th Yr. (4th at Tech) | 2L
Tulsa, Okla. | Union HS | Northeastern Oklahoma A&M
Career Games: 16 / Career Starts: 0

21

YEARS OF ELIGIBILITY ENTERING SEASON: 2 | REDSHIRT AVAILABLE: NO

2022 SEASON (SENIOR)

Redshirt season ... limited to only two games due to a preseason injury ... appeared in the final two games of the year against Oklahoma (11/26) and in the TaxAct Texas Bowl versus Ole Miss (12/28) ... member of the kickoff coverage unit in both games as well as the punt return and punt coverage teams in the bowl ... **AWARDS AND HONORS:** recognized on the Academic All-Big 12 first team for his work in the classroom.

2021 SEASON (JUNIOR)

Saw action in eight games as a junior as a backup in the secondary and special teams member ... majority of appearances came during Big 12 play and in the AutoZone Liberty Bowl against Mississippi State ... member of the kickoff return and punt return units throughout the season ... credited with playing 20 snaps on defense with one tackle, which came in the win at West Virginia (10/2).

2020 SEASON (SOPHOMORE)

Appeared in six games during debut season as a Red Raider ... inserted both as a defensive back, generally in the Spur position, as well as on special teams ... made three tackles on the year, all of which came in the season opener versus Houston Baptist (9/12) ... shared a tackle for a loss in the win over the Huskies as well ... inserted into five Big 12 games against Texas (9/26), Kansas State (10/3), Iowa State (10/10), TCU (11/7) and Baylor (11/14).

PRIOR TO TEXAS TECH

Transferred to Texas Tech after playing in eight games during his lone season at Northeast Oklahoma A&M ... finished with 27 tackles (18 solo) and three tackles for loss and a forced fumble ... added two interceptions and four pass breakups ... returned one interception 24 yards ... posted a season-high six tackles at Trinity Valley C.C. ... consistently around the ball as he posted three or more tackles in seven of the eight games played ... finished the year with three tackles for loss in the final two contests, including a season-high two at Tyler Junior College. ... ranked as a three-star prospect by 247Sports.

HIGH SCHOOL

Attended Union High School in his hometown of Tulsa, Okla. ... a multi-sport athlete who was also a member of the state-qualifying track & field program ... helped Union football to a 9-3 overall record and perfect 7-0 district mark as a senior ... advanced to the second round of the OSSAA Class 6A-I state tournament ... timed at 4.39 in the 40-yard dash ... made it to the Oklahoma 6A State finals in the 100 Meter after posting a personal best time of 10.73 in the prelims.

PERSONAL

Cameron Watts ... son of Derrick and Angel Watts ... youngest of three siblings ... cousin Trey Watts played football at Tarleton State and with the St. Louis Rams ... also related to J.C. Watts, who played quarterback at Oklahoma where he was a member of the 1978 Orange Bowl championship team before playing in the CFL and later being inducted into the Oklahoma Sports Hall of Fame ... favorite football player is Darrelle Revis ... earned a university studies degree, May 2023, from Texas Tech ... currently seeking a sport management degree.



XAVIER WHITE

WR | 6-0 | 195 | S-Sr. | 6th Yr. (5th at Tech) | 3L
Lubbock, Texas | Monterey HS | Dodge City C.C. (Kan.)
Career Games: 38 / Career Starts: 5

14

YEARS OF ELIGIBILITY ENTERING SEASON: 1 | REDSHIRT AVAILABLE: NO

2022 SEASON (SENIOR)

Move back to wide receiver paid off as a senior as part of Zach Kittley's new scheme ... finished as the Red Raiders' second-leading receiver and led the team in all-purpose yards after appearing in all 13 games with four starts ... caught 45 passes for 572 and three touchdowns overall, while also rushing once for five yards ... closed the year tied for second on the team for receiving touchdowns and third for receptions ... had at least one reception in all 13 games and had three or more in five different contests ... of his 45 total receptions, 21 were for at least 10 yards, while 10 were for 20 or more yards, four were for 30 yards, two went 40 yards and one went at least 50 yards ... had the longest reception of the season by a Red Raider at 55 yards ... caught 45 of his 60 total targets, leading the wide receiver room with a 75.0 reception percentage ... was the team leader in receiving yards in four different games and the leader in receptions twice ... also contributed via the return game on special teams, averaging 22.6 yards an attempt (316 total yards) over a team-leading 14 kick returns ... returned two punts as well, averaging 7.5 yards between those two attempts with the longest going 13 yards ... was the team leader with 908 all-purpose yards, topping Tahj Brooks by 53 yards ... credited with playing in 411 offensive snaps by Pro Football Focus, which ranked fourth among wide receivers ... majority of his snaps (382 in total) came as a slot receiver ... was part of 77 total snaps via special teams according to PFF ... graded out at 71.7 on offense by PFF, which ranked fifth on the offense among those with at least 100 snaps ... **IN BIG 12 RANKINGS:** closed the year ranked seventh in the conference for combined kick returns (331), 16th in receptions per game (3.5), 17th in total receiving yards (572) and 18th for receiving yards per game (44.6) ... **SEASON HIGHLIGHTS:** touched the ball in every facet of the game in the season opener versus Murray State (9/3) with one reception for 15 yards, two kick returns for 71 yards and a punt return for another 13 yards ... finished with 99 all-purpose yards, his third-highest total of the season ... combined for three receptions the rest of non-conference play with two catches for 24 yards in overtime win over Houston (9/10) and one grab for 38 yards at N.C. State (9/17) ... his one kick return against N.C. State resulted in 24 yards ... began Big 12 play with two catches for 11 yards and two kick returns for 42 yards against Texas (9/24) ... had a breakout game at Kansas State (10/1) with a career-high nine receptions for 120 yards and a touchdown ... marked the second 100-yard receiving performance of his career ... became only the second Red Raider since 2000 to record multiple games with at least 100 rushing yards as well as two or more 100-yard receiving performances, joining Taurean Henderson ... previously had a pair of 100-yard rushing outings in 2020 as a running back and a 107-yard receiving performance versus Montana State in 2019 ... his touchdown versus the Wildcats came on a 12-yard strike with 3:08 remaining in the third quarter that tied the game at 20-20 ... started a three-game run with a receiving touchdown ... followed with eight receptions in each of the next two games at Oklahoma State (10/8) and in the win over West Virginia (10/22) ... totaled 62 yards through the air versus the Cowboys, which included a four-yard touchdown reception from Behren Morton early in the second quarter ... set a career high with 139 receiving yards against the Mountaineers, which including a 55-yard touchdown bomb from Morton early in the third quarter ... marked the longest reception of his career and the longest by any Red Raider on the season ... had 82 yards after catch en route to leading the team for both receptions and receiving yards versus the Mountaineers ... limited to only two catches the next two games, resulting in 45 yards versus Baylor (10/29) and seven yards at TCU (11/5) ... returned a season-high three kicks for 62 yards with a long of 26 against the Horned Frogs ... notched his third-highest receiving total of the season versus Kansas (11/12) with four catches for 70 yards ... closed the regular season with two catches for 26 yards at Iowa State (11/19) and one catch for four yards versus Oklahoma (11/26) ... lone rushing attempt of the season came in the win in Ames with one carry going five yards to go along with two kick returns for 37 yards total ... made three catches for 11 yards in the TaxAct Texas Bowl win over Ole Miss (12/28) to close the season ... **AWARDS AND HONORS:** recognized as a fourth team All-Big 12 selection by Phil Steele Magazine ... **SENIOR DECISION:** elected to return to the Red Raiders for a super senior season in 2023 as part of the extra year of eligibility afforded due to the COVID-shortened 2020 campaign.

2021 SEASON (JUNIOR)

Key member in the Red Raider backfield again as a junior ... appeared in all 13 games on the season with one start, which came in the win at West Virginia ... dynamic playmaker that ranked third on the team in rushing, fifth for receptions and tied for fifth in scoring ... carried 68 times for 310 yards and three touchdowns on the year on the ground, while also catching 18 passes for 133 yards and another touchdown ... averaged 34.1 all-purpose yards per game after carrying six or more times in six games ... hauled in at least one pass in 10 of 13 games overall ... credited with 271 offensive snaps and 44 snaps on special teams according to Pro Football Focus ... regular on Texas Tech's punt return coverage unit ... **SEASON HIGHLIGHTS:** opened the season with only four carries for four yards against Houston (9/4) but found the end zone on a key three-yard reception ... caught pass in the flat and stayed inbounds to give the Red Raiders a 31-21 lead with 2:05 remaining in the game ... put together his best performance on the ground the following week versus Stephen F. Austin (9/11) with seven carries for 88 yards and a touchdown ... combined for 68 rushing yards on Texas Tech's 97-yard scoring drive in the third quarter, breaking loose for a 16-yard carry followed immediately by a 52-yard scamper ... his 52-yard rush marked his longest of the season ... found the end zone for Texas Tech's final touchdown of the night on a four-yard run early in the fourth quarter ... closed nonconference play with seven carries for 36 yards against Florida International (9/18) ... received seven carries again the next week at Texas (9/25), resulting in 20 yards ... rushed four times for seven yards and had two receptions for 20 yards in the win at West Virginia (10/2) ... followed with nine carries for 51 yards and a season-high three receptions for 26 yards and a touchdown versus TCU (10/9) ... touchdown came via a four-yard carry midway through the third quarter ... called on for six carries for 23 yards at Kansas (10/16) and then three attempts for nine yards with a catch for another 12 yards versus Kansas State (10/23) ... recorded a season-high 10 carries on the ground at Oklahoma (10/30), finishing with 42 yards and a touchdown to go along with three catches for 14 yards ... sneaked into the end zone from only one yard out with 3:29 remaining in the game for his final touchdown of the season ... finished with seven carries for 20 rushing yards over the final three games against Iowa State (11/13), Oklahoma State (11/20) and Baylor (11/27) ... hauled in three passes versus both the Cyclones and Bears, resulting in 14 and 23 yards ... had four carries in the AutoZone Liberty Bowl versus Mississippi State (12/28), finishing with 10 yards ... also had one catch for 19 yards in the win, his longest reception of the season.

2020 SEASON (REDSHIRT SOPHOMORE)

Successfully made the transition to running back as a redshirt sophomore ... was Texas Tech's second-leading rusher after appearing in eight games ... missed only the season-opener versus Houston Baptist (9/12) and Big 12 contest against Oklahoma (10/31) ... carried 62 times for 436 yards and a pair of touchdowns, while also catching 21 passes for 104 yards ... called on to return one kick as well, which resulted in 17 yards ... received 10 or more carries in two different games, both of which resulted in 100-yard performances ... carried at least five times in five of his other six appearances ... true threat in the passing game with at least one reception in all eight games ... explosive with the ball in his hands with four plays from scrimmage of at least 20 yards, two of which went 40 or more yards ... **SEASON HIGHLIGHTS:** made season debut in the Big 12 opener against Texas (9/26), carrying three times while also catching one pass for three yards ... broke loose for a big second half at Kansas State (10/3), totaling 113 rushing yards and a touchdown on 12 carries, while catching four passes for nine yards ... marked the first 100-yard rushing performance of his career and marked the third-consecutive game a Red Raider had reached triple digits ... combined with SaRoderick Thompson to become first Red Raider duo during Big 12 era to have at least one 100-yard rusher in each of the first three games of a season ... performance was boosted by a converted 3rd-and-3 attempt that went 49 yards for a touchdown late in the third quarter ... was the longest run of his career at the time ... posted 21 yards on the ground off seven carries with three receptions for five yards the next week at Iowa State (10/10) ... carried six times in each of his next two games against West Virginia (10/24) and at TCU (11/7), totaling 14 rushing yards versus the Mountaineers and 43 against the Horned Frogs ... matched his career high for receptions at TCU as well after totaling 35 yards through the air ... picked up five carries for 12 yards in the win over Baylor (11/14) ... came close to breaking the 100-yard mark again at Oklahoma State (11/28) before finishing with 98 yards and a touchdown on only nine carries ... majority of his yardage came via a 70-yard touchdown scamper late in the third quarter that was the longest play of his career (rush or reception) ... marked one of three carries of at least 70 yards by a Red Raider on the season ... fell only two yards shy of matching Thompson with a 100-yard game, giving the Red Raiders a pair of 100-yard rushers for what would have been only the third time in school history ... managed to break the 100-yard mark only a week later in the season finale against Kansas (12/5) after setting

career highs with 14 carries for 135 yards ... marked the most rushing yards in a game by a Red Raider all season ... was the most rushing yards by a Red Raider since Thompson had 153 at Baylor midway through the 2019 season ... **AWARDS AND HONORS:** recognized as a candidate for the Bursworth Trophy (Nation's top walk-on) late in the season.

2019 SEASON (SOPHOMORE)

Redshirt season ... considered the breakout performer of preseason camp, rising from an unknown walk-on to a member of Texas Tech's receiver rotation by the opening game ... challenged both Dalton Rigdon and McLane Mannix for playing time at the inside receiver position (H) ... appeared in four games on the year before suffering a season-ending injury ... had caught 10 passes for 159 yards and a touchdown up until his injury ... ranked third on the team for receiving yards and fifth for receptions at the time of his injury, which came against Oklahoma (9/28)

... **SEASON HIGHLIGHTS:** put together a memorable performance in his Red Raider debut, hauling in five receptions for 107 yards and a touchdown against Montana State (8/31) ... became first Red Raider since two-time Biletnikoff Award winner Michael Crabtree to reach the 100-yard mark in his Texas Tech debut ... touchdown came via a 45-yard strike over the middle from Alan Bowman early in the fourth quarter ... marked his longest reception of the season ... followed with one catch for seven yards the next week against UTEP (9/7) ... closed non-conference play with three catches for 24 yards at Arizona (9/14) ... had one catch for 21 yards prior to leaving the game early against Oklahoma.

PRIOR TO TEXAS TECH

Appeared in seven games during true freshman season at Dodge City Community College ... caught five passes for 66 yards, while also returning six kicks for 125 yards (20.8 average) ... best performance came at Iowa Western with two receptions for 40 yards ... also recorded a tackle via special teams.

HIGH SCHOOL

Local product out of Monterey High School in Lubbock ... considered one of the top wide receivers in West Texas throughout prep career ... caught 60 passes for 1,009 yards as a senior in 2018 to lead Monterey to the Class 5A Division I regional semifinal round ... also pushed Monterey to the regional semifinals as a junior ... earned first team All-District 4-5A honors as both a senior and junior ... played in the ASCO All-Star Game in Lubbock following his senior year.

PERSONAL

Xavier White ... son of Mikka Washington and Quincy White ... has a younger brother, Devin, and a younger sister, Remi ... third-generation student-athlete at Texas Tech as grandfather, Joe Washington, was a member of the Red Raider basketball program from 1980-82 ... nephew of former Red Raider basketball player Josh Washington (2002-04) ... originally arrived at Texas Tech as a walk-on but was surprised with a scholarship during preseason camp prior to the 2020 season ... scholarship presentation came during a Zoom team meeting that had his family, namely his grandfather, join the meeting and present him with a scholarship ... earned bachelor's degree in university studies from Texas Tech ... pursuing a master's degree in interdisciplinary studies.

CAREER STATS

PARTICIPATION	2019	2020	2021	2022	CAREER
GP/GS	4/0	8/0	13/1	13/4	38/5

note: 2018 season at Dodge City CC not counted toward stats

RECEIVING	G	Rec	Yds	TD	Lg	Rec/G	Avg/C	Avg/G
2019	4	10	159	1	45	2.5	15.9	39.8
2020	8	21	104	0	15	2.6	5.0	13.0
2021	13	18	133	1	19	1.4	7.4	10.2
2022	13	45	572	3	55	3.5	12.7	44.0
Totals	38	94	968	5	55	2.5	10.3	25.5

RUSHING	G	Att	Yds	TD	Lg	Avg/C	Avg/G
2019	4	1	0	0	0	0.0	0.0
2020	8	62	436	2	70	7.0	54.5
2021	13	68	310	3	52	4.6	23.8
2022	13	1	5	0	5	5.0	0.4
Totals	38	132	751	5	70	5.7	19.8

PUNT RETURNS	G	No.	Yds	TD	Lg	Avg/R	Avg/G
2019	4	0	0	0	0	0.0	0.0
2020	8	0	0	0	0	0.0	0.0
2021	13	0	0	0	0	0.0	0.0
2022	13	2	15	0	13	7.5	1.2
Totals	38	2	15	0	13	7.5	0.4

KICK RETURNS	G	No.	Yds	Avg	TD	Long
2019	4	0	0	0.0	0	0
2020	8	1	17	17.0	0	17
2021	13	0	0	0.0	0	0
2022	13	14	316	22.6	0	36
Totals	38	15	333	22.2	0	36

ALL PURPOSE	G	Rush	Rec	PR	KR	IR	Total	Avg/G
2019	4	0	159	0	0	0	159	39.8
2020	8	436	104	0	17	0	557	69.6
2021	13	310	133	0	0	0	443	34.1
2022	13	5	572	15	316	0	908	69.8
Totals	38	751	968	15	333	0	2,067	54.4

2022 GAME-BY-GAME

Opponent	GS	Rec	Yds	TD	Avg	LG	Rush	Yds	TD
Murray State		1	15	0	0	15	0	0	0
Houston		2	24	0	0	13	0	0	0
at NC State		1	38	0	0	38	0	0	0
Texas	*	2	11	0	0	7	0	0	0
at Kansas State		9	120	1	0	26	0	0	0
at Oklahoma State		8	62	1	0	12	0	0	0
West Virginia		8	139	1	0	55	0	0	0
Baylor	*	2	45	0	0	39	0	0	0
at TCU	*	2	7	0	0	4	0	0	0
Kansas		4	70	0	0	47	0	0	0
at Iowa State	*	2	26	0	0	29	1	5	0
Oklahoma		1	4	0	0	4	0	0	0
vs. Ole Miss		3	11	0	0	5	0	0	0
Totals		45	572	3	0.0	55	1	5	0

2021 GAME-BY-GAME

Opponent	GS	Rush	Yds	TD	Avg	LG	Rec	Yds	TD
vs. Houston		4	4	0	1.0	3	1	3	1
Stephen F. Austin		7	88	1	12.5	52	2	8	0
FIU		7	36	0	5.1	11	1	4	0
at Texas		7	20	0	2.8	5	1	4	0
at West Virginia	*	4	7	0	1.7	5	2	20	0
TCU		9	51	1	5.7	16	3	26	0
at Kansas		6	23	0	3.9	9	0	0	0
Kansas State		3	9	0	3.0	4	1	12	0
at Oklahoma		10	42	1	4.2	12	0	0	0
Iowa State		0	0	0	0.0	0	3	14	0
Oklahoma State		3	3	0	1.0	4	0	0	0
at Baylor		4	17	0	4.2	8	3	23	0
vs. Mississippi St.		4	10	0	2.5	4	1	19	0
Totals		68	310	3	4.6	52	18	133	1

2020 GAME-BY-GAME

Opponent	GS	Rush	Yds	TD	Avg	LG	Rec	Yds	TD
Houston Baptist		DNP							
Texas		3	0	0	0.0	6	1	3	0
at Kansas St.		12	113	1	9.4	49	4	9	0
at Iowa St.		7	21	0	3.0	6	3	5	0
West Virginia		6	14	0	2.3	4	2	5	0
Oklahoma		DNP							
at TCU		6	43	0	7.2	17	5	35	0
Baylor		5	12	0	2.4	5	1	8	0
at Oklahoma St.		9	98	1	10.9	70	1	11	0
Kansas		14	135	0	9.6	30	4	28	0
Totals		62	436	2	7.0	70	21	104	0

2019 GAME-BY-GAME

Opponent	GS	Rush	Yds	TD	Avg	LG	Rec	Yds	TD
Montana St.		0	0	0	0.0	0	5	107	1
UTEP		0	0	0	0.0	0	1	7	0
at Arizona		0	0	0	0.0	0	3	24	0
at Oklahoma		1	0	0	0.0	0	1	21	0
Totals		1	0	0	0.0	0	10	159	1



HAYDON WIGINTON

WR | 5-11 | 195 | So. | 3rd Yr. (2nd at Tech)
 Midlothian, Texas | Heritage HS | Oklahoma State
 Career Games: 1 / Career Starts: 0

19

YEARS OF ELIGIBILITY ENTERING SEASON: 3 | REDSHIRT AVAILABLE: NO

2022 SEASON (REDSHIRT FRESHMAN)

Appeared in one game during debut season as a Red Raider ... caught one pass for seven yards in the season opener versus Murray State (9/3) ... scout team member and regular member of the travel squad.

PRIOR TO TEXAS TECH

Transferred to Texas Tech following one season at Oklahoma State ... will have four years of eligibility remaining with the Red Raiders after redshirting the 2021 season with the Cowboys.

HIGH SCHOOL

Attended Midlothian Heritage High School in the Dallas-Fort Worth metroplex ... helped lead the Jaguars to the playoffs all four seasons, including the Class 4A Division I state quarterfinals as a junior ... had a breakout season as a senior, totaling 77 receptions for more than 1,000 receiving yards ... previously recorded 52 catches for 846 yards and seven touchdowns as a junior ... two-time first team All-District 5-4A selection ... named 2020-21 Heritage Male Athlete of the Year ... recognized for his work in the classroom as a senior as a second team Academic All-State honoree.

PERSONAL

Haydon Wiginton ... son of Lee Wiginton and Becky Wiginton ... has one younger sister, Julia ... comes from a line of college football players ... father played football at Angelo State University and is currently the head football coach at Allen High School and president of the Texas High School Coaches Association (THSCA) ... grandfather played football at Sam Houston State ... talented musician who loves listening to music and playing his guitar ... career goals include joining the coaching profession ... majoring in sports management at Texas Tech.



DENNIS WILBURN

OL | 6-3 | 325 | S-Sr. | 6th Yr. (2nd at Tech) | 1L
 Humble, Texas | Nimitz HS | Texas A&M Kingsville | Hutchinson CC (Kan.)
 Career Games: 24 / Career Starts: 23

56

YEARS OF ELIGIBILITY ENTERING SEASON: 1 | REDSHIRT AVAILABLE: NO

2022 SEASON (SENIOR)

Could be considered one of Texas Tech's most valuable standouts in his first season as a Red Raider ... earned the starting job at center prior to the season and ultimately started in all 13 games ... shared the team high with 1,107 offensive snaps, according to Pro Football Focus, alongside fellow offensive lineman Caleb Rogers, all at center ... surrendered only two sacks and 38 total pressures in 665 opportunities, finishing with a 97.0 blocking efficiency percentage ... did not allow a sack over the first seven games of the season, which consisted of 403 opportunities ... received highest grade of the season against Kansas (11/12), finishing at 66.0 by PFF ... the website credited him with a 70.0 or higher pass blocking grade in four different games - Murray State (9/3), Houston (9/10), West Virginia (10/22) and Kansas ... **AWARDS AND HONORS:** garnered honorable mention All-Big 12 accolades by the conference coaches ... **SCHOLARSHIP ANNOUNCEMENT:** placed on scholarship by head coach Joey McGuire during the Red Raiders' first team meeting upon returning from the TaxAct Texas Bowl.

PRIOR TO TEXAS TECH

Transferred to Texas Tech with two seasons of eligibility remaining after previously playing at both Texas A&M Kingsville and Hutchinson Community College ... **2021 SEASON (JUNIOR AT HUTCHINSON C.C.):** garnered All-KJCCC first team accolades for a second-straight year, this time at center, though ... started in all 11 games as Hutchinson had another successful season at 9-2 overall ... **2020 SEASON (SOPHOMORE AT HUTCHINSON C.C.):** collected first team All-KJCCC honors during debut season at Hutchinson ... helped lead the Blue Dragons to the NJCAA national title after earning one of the starting spots at guard ... was an honorable mention NJCAA All-American for his efforts up front ... **2019 SEASON (REDSHIRT FRESHMAN AT TEXAS A&M KINGSVILLE):** started 10 games on the offensive line for Texas A&M Kingsville ... part of the offensive line that paved the way for 1,168 yards and 20 touchdowns on the ground ... also helped the offense to 2,904 passing yards and 17 touchdowns ... **2018 SEASON (FRESHMAN AT TEXAS A&M KINGSVILLE):** redshirt season.

HIGH SCHOOL

Prepped at Nimitz High School in the Houston area ... first team All-District 16-6A selection as a senior ... was a second team All-District honoree as a junior ... honor roll student.

PERSONAL

Dennis Wilburn ... son of Dennis Wilburn and Trinni Smith ... younger brother to Camerlyn Wilburn ... uncle played for the Miami Dolphins ... career goals are to become a teacher and football coach ... hobbies include collecting shoes and making music ... earned a bachelor's degree in university studies at Texas Tech, May 2023 ... currently seeking a graduate degree in interdisciplinary studies.

PARTICIPATION	2018*	2019*	2020*	2021#	2022	CAREER
GP/GS	0/0	11/10	--	--	13/13	24/23

* at Texas A&M-Kingsville
 # at Hutchinson CC



RAYSHAD WILLIAMS

DB | 6-3 | 215 | S-Sr. | 6th Yr. (3rd at Tech) | 2L
 Memphis, Tenn. | Whitehaven HS | UCLA
 Career Games: 48 / Career Starts: 32

YEARS OF ELIGIBILITY ENTERING SEASON: 1 | REDSHIRT AVAILABLE: NO

2022 SEASON (SENIOR)

Once again one of Texas Tech's most-relied upon defensive backs in the secondary ... appeared in all 13 and started in 12 of those with the lone exception being the TaxAct Texas Bowl victory ... totaled 37 tackles (28 solo), including one that went for a loss ... added seven pass breakups, an interception and a fumble recovery from his spot at cornerback ... ranked second on the team for pass breakups behind only fellow cornerback Malik Dunlap ... finished one tackle shy of his total from his 2021 debut season as a Red Raider ... had at least one tackle in all 13 games and posted three or more in eight different contests ... had two or more stops in eight of nine games during Big 12 play ... of his eight total passes defended, seven of those came against conference foes ... credited with playing in 872 defensive snaps by Pro Football Focus, which ranked third on the team behind only Dadrion Taylor-Demerson and Marquis Waters ... targeted 54 times by opposing offenses with only 25 of those resulting in completions (46.3 percent) according to PFF ... marked the lowest completion percentage among defensive players targeted at least 10 times on the season ... also saw action on 140 snaps on special teams, mainly as part of punt return and the kick block units ... made occasional appearances throughout the year on kick return, punt coverage and kickoff coverage as well ... **IN NCAA RANKINGS:** was one of only 12 FBS players to have at least five passes defended in a game all season ... ranked tied for fifth overall with his five passes defended at Oklahoma State ... **IN BIG 12 RANKINGS:** was the lone Big 12 player to record five or more passes defended in a game all season ... ranked tied for 10th in the league with seven passes defended against conference foes ... was tied for eighth overall with seven total pass breakups on the season ... **SEASON HIGHLIGHTS:** opened the season with three tackles in each of the first two games against Murray State (9/3) and Houston (9/10) ... lone tackle for loss came in the win over Murray State, while his first pass breakup of the year was in the Houston victory ... began Big 12 play with four stops and another pass breakup in the overtime victory over Texas (9/24) ... put together possibly his best performance of the season at Oklahoma State (10/8) with three tackles and a career-high five pass breakups ... marked only the third time since 2000 where a Red Raider had at least five passes defended in a game, joining the likes of Justis Nelson (2014 at TCU) and Jamar Wall (2009 vs. Oklahoma) ... marked only the 14th time in that same period for a Big 12 player to do so as well and the first time since West Virginia's Dreshun Miller also had five passes defended versus Kansas State in 2020 ... credited with two tackles in each of the next three games against West Virginia (10/22), Baylor (10/29) and at TCU (11/5) ... recorded each of his two takeaways during that stretch as well with an interception versus West Virginia and a fumble recovery against Baylor ... interception came on West Virginia's first play of the fourth quarter on a deep pass from J.T. Daniels, which all but sealed the win ... marked the first interception of his career ... the Red Raiders were able to cut the lead to seven points after his fumble recovery against Baylor, which came with 4:55 remaining in the third quarter ... was also the first fumble recovery of his career ... combined for 13 tackles over the final three games of the regular season with four against Kansas (11/12), three at Iowa State (11/19) and a season-high six versus Oklahoma (11/26) ... was only one tackle shy of his career high in the win over the Sooners ... closed the season with three tackles in the TaxAct Texas Bowl win over Ole Miss ... **AWARDS AND HONORS:** garnered honorable mention All-Big 12 accolades by the conference coaches ... recognized on the Academic All-Big 12 second team for his work in the classroom ... **SENIOR DECISION:** elected to return to the Red Raiders for a super senior season in 2023 as part of the extra year of eligibility afforded due to the COVID-shortened 2020 campaign.

2021 SEASON (JUNIOR)

Put together strong debut as one of Texas Tech's most reliable members in the secondary during debut season ... appeared in all 13 games overall, including 12 starts at cornerback ... totaled 38 tackles (30 solo) from the secondary, including 1.5 that went for a loss ... ranked second on the team with 10 pass breakups, one fewer than team leader DaMarcus Fields ... set career highs for most tackles and passes defended thus far in his career ... had at least two tackles in 11 of 13 games overall ... recorded a pass breakup in eight different games as well ... led the team with 836 snaps defensively according to Pro Football Focus ... credited with 95 snaps on special teams with 39 on punt return and 56 on field goal block

O

... SEASON HIGHLIGHTS: began his Red Raider career with two tackles and a pass breakup in the come-from-behind win over Houston (9/4) ... made his first start of the season the next week with three tackles and another pass breakup versus Stephen F. Austin (9/11) ... closed non-conference play with four stops and a season-high two pass breakups against Florida International (9/18) ... combined for five tackles over the first four games of Big 12 play with two stops at both Texas (9/25) and West Virginia (10/2) and another versus TCU (10/9) ... had two pass breakups during that stretch, both of which that came at Kansas (10/16) ... posted three tackles against both Kansas State (10/23) and at Oklahoma (10/30) ... shared a tackle for loss versus the Wildcats to go along with a pass breakup ... notched four tackles in the win over Iowa State, including one that went for a seven-yard loss ... set a career high with seven tackles against Iowa State (11/20) ... the Cyclones started a three-game streak to end the year with a pass breakup in each contest ... closed the regular season with two stops at Baylor (11/27) ... credited with five tackles in the AutoZone Liberty Bowl win over Mississippi State (12/28) ... **AWARDS AND HONORS:** honorable mention All-Big 12 selection by the conference coaches.

PRIOR TO TEXAS TECH

Transferred to Texas Tech following three seasons at UCLA ... arrived at Texas Tech with three full seasons of eligibility remaining ... appeared in 22 games over his three seasons at UCLA, totaling 42 tackles (36 solo) with three pass breakups during that span ... made eight starts during his UCLA tenure, all of which came over the final nine games of his 2019 redshirt freshman season ... all eight of those starts came during Pac-12 play ... recorded 11 multi-tackle games during his UCLA career with six contests of four or more stops ... **2020 SEASON (SOPHOMORE):** appeared in six games during the COVID-shortened season ... credited with nine tackles (six solo) to go along with a pass breakup ... listed with two tackles in four different games - at Oregon (11/21), at Arizona State (12/5) and at home versus both USC (12/12) and Stanford (12/19) ... broke up his lone pass of the season in the cross-town rivalry game against the Trojans ... **2019 SEASON (REDSHIRT FRESHMAN):** closed the 2019 season with 33 tackles (30 solo) and two pass breakups while playing in all 12 games, including eight starts ... had at least two tackles in seven games overall and four or more stops six times ... finished tied for eighth on the team with his 33 tackles ... best performance of the season came at Washington State (9/21) with a career-high six tackles and his first career pass breakup ... marked the first game of his career with a tackle ... added four tackles the next week at Arizona (9/28) and then five stops two weeks later at Oregon State (10/5) ... final pass breakup of the season came versus the Beavers ... added five tackles again later in the season against both Arizona State (10/26) and at USC (11/23) ... posted four tackles versus Colorado (11/2) and two at Utah (11/16) before closing the season with one takedown against Cal (11/30) ... tabbed to the Athletic Director's Honor Roll for the spring 2020 semester ... **2018 SEASON (FRESHMAN):** redshirt season ... saw action early in the season in non-conference play against Cincinnati (9/1), Oklahoma (9/8) and Fresno State (9/15) and then later in the year versus Arizona State (11/10).

HIGH SCHOOL

Attended Whitehaven High School in his hometown of Memphis, Tenn. ... considered one of the top high school prospects coming out of Tennessee before deciding to move to California ... helped lead Whitehaven to a perfect 15-0 record as a junior in 2016 and the Class 6A state title ... credited with 64 tackles, including four for a loss, and six interceptions as a senior ... totaled 44 tackles and three interceptions as a junior ... three-star prospect according to Rivals, ESPN and 247Sports ... listed as the No. 28 recruit in the state of Tennessee and the No. 85 cornerback prospect nationally by 247Sports ... was the No. 17 recruit in Tennessee and No. 14 cornerback in the country by Rivals ... ESPN listed him as the No. 24 recruit in the state and No. 53 cornerback for the 2018 class ... chose to attend UCLA over offers from Arkansas, Colorado, Indiana, Memphis, Mississippi State, Ole Miss, Tennessee, Vanderbilt, Virginia and Virginia Tech.

PERSONAL

Rayshad Williams ... son of Carol and Raymond Williams ... has two brothers and a sister ... considers Jalen Ramsey and Troy Polamalu as two famous athletes he most admires ... earned bachelor's degree in university studies from Texas Tech, December 2022 ... currently seeking a graduate degree in interdisciplinary studies.

CAREER STATS

PARTICIPATION	2018*	2019*	2020*	2021	2022	CAREER
GP/GS	4/0	12/8	6/0	13/12	13/12	48/32

* at UCLA

PREVIEW

RED RAIDERS

STAFF

'22 REVIEW

HISTORY

RECORDS

TEXAS TECH

TACKLES	GP	UA	A	Total	TFL	Yds	PD	FF	FR	Blkd	QBH
2018 (UCLA)	4	0	0	0	0.0	0	0	0	0	0	0
2019 (UCLA)	12	30	3	33	0.0	0	2	0	0	0	0
2020 (UCLA)	6	6	3	9	0.0	0	1	0	0	0	0
2021 (TTU)	13	30	8	38	1.5	8	10	0	0	0	0
2022 (TTU)	13	28	9	37	1.0	2	7	0	1	0	0
TOTALS	48	94	23	117	2.5	10	20	0	1	0	0

2022 GAME-BY-GAME STATS

Opponent	GS	UA	A	TOT	TFL-YDS	INT-YDS	FF	FR	PBU
Murray State	*	3	0	3	1.0-2	0-0	0	0	0
Houston	*	2	1	3	0.0-0	0-0	0	0	1
at NC State	*	0	1	1	0.0-0	0-0	0	0	0
Texas		3	1	4	0.0-0	0-0	0	0	1
at Kansas State	*	0	1	1	0.0-0	0-0	0	0	0
at Oklahoma St.	*	3	0	3	0.0-0	0-0	0	0	5
West Virginia	*	1	1	2	0.0-0	1-0	0	0	0
Baylor	*	1	1	2	0.0-0	0-0	0	1	0
at TCU	*	1	1	2	0.0-0	0-0	0	0	0
Kansas	*	4	0	4	0.0-0	0-0	0	0	0
at Iowa State	*	3	0	3	0.0-0	0-0	0	0	0
Oklahoma	*	6	0	6	0.0-0	0-0	0	0	0
vs. Ole Miss		1	2	3	0.0-0	0-0	0	0	0
Totals	28	9	37	1.0-2	1-0	0	1	7	

2021 GAME-BY-GAME STATS

Opponent	GS	UA	A	TOT	TFL-YDS	INT-YDS	FF	FR	PBU
vs. Houston		2	0	2	0.0-0	0-0	0	0	1
Stephen F. Austin	*	2	1	3	0.0-0	0-0	0	0	1
FIU	*	2	2	4	0.0-0	0-0	0	0	2
at Texas	*	2	0	2	0.0-0	0-0	0	0	0
at West Virginia	*	2	0	2	0.0-0	0-0	0	0	0
TCU	*	1	0	1	0.0-0	0-0	0	0	0
at Kansas	*	0	0	0	0.0-0	0-0	0	0	2
Kansas State	*	2	1	3	0.5-1	0-0	0	0	1
at Oklahoma	*	2	1	3	0.0-0	0-0	0	0	0
Iowa State	*	3	1	4	1.0-7	0-0	0	0	0
Oklahoma State	*	6	1	7	0.0-0	0-0	0	0	1
at Baylor	*	1	1	2	0.0-0	0-0	0	0	1
vs. Mississippi St.*		5	0	5	0.0-0	0-0	0	0	1
Totals	30	8	38	1.5-8	0-0	0	0	10	

2020 GAME-BY-GAME STATS (@ UCLA)

Opponent	GS	UA	A	TOT	SACKS-YDS	TFL-YDS	FF	FR	INT	PB
Colorado	0	0	0	0	0.0-0	0.0-0	0	0	0	0
Oregon	1	1	2	0	0.0-0	0.0-0	0	0	0	0
Arizona	1	0	1	0	0.0-0	0.0-0	0	0	0	0
Arizona State	1	1	2	0	0.0-0	0.0-0	0	0	0	0
USC	1	1	2	0	0.0-0	0.0-0	0	0	0	1
Stanford	2	0	2	0	0.0-0	0.0-0	0	0	0	0
Totals	6	3	9	0.0-0	0.0-0	0	0	0	1	

2019 GAME-BY-GAME STATS (@ UCLA)

Opponent	GS	UA	A	TOT	SACKS-YDS	TFL-YDS	FF	FR	INT	PB
Cincinnati	0	0	0	0	0.0-0	0.0-0	0	0	0	0
San Diego St	0	0	0	0	0.0-0	0.0-0	0	0	0	0
Oklahoma	0	0	0	0	0.0-0	0.0-0	0	0	0	0
Washington St.	*	5	1	6	0.0-0	0.0-0	0	0	0	1
Arizona	*	4	0	4	0.0-0	0.0-0	0	0	0	0
Oregon State	*	5	0	5	0.0-0	0.0-0	0	0	0	1
Stanford	*	1	0	1	0.0-0	0.0-0	0	0	0	0
Arizona State	*	5	0	5	0.0-0	0.0-0	0	0	0	0
Colorado	*	3	1	4	0.0-0	0.0-0	0	0	0	0
Utah	*	2	0	2	0.0-0	0.0-0	0	0	0	0
USC		4	1	5	0.0-0	0.0-0	0	0	0	0
California	*	1	0	1	0.0-0	0.0-0	0	0	0	0
Totals	30	3	33	0.0-0	0.0-0	0	0	0	2	



SHERIDAN WILSON

OL | 6-5 | 300 | R-Fr. | 2nd Yr.
Argyle, Texas | Argyle HS
Career Games: 0 / Career Starts: 0

65

YEARS OF ELIGIBILITY ENTERING SEASON: 4 | REDSHIRT AVAILABLE: NO

2022 SEASON (FRESHMAN)

Redshirt season ... did not see any game action ... was often an injury away from playing time late in the season as a key backup to Dennis Wilburn at center ... scout team member.

HIGH SCHOOL

Attended Argyle High School in the Dallas-Fort Worth metroplex ... helped lead Argyle to a perfect 16-0 record and the Class 4A Division I state title his junior season ... was part of an offensive line that season that also featured fellow Red Raider Jack Tucker, who was a senior that year ... helped push Argyle to the regional finals his senior season ... tabbed the District 7-4A Offensive Lineman of the Year each of his junior and senior seasons ... garnered first team All-State honors as a senior by the Texas Sports Writers Association (TSWA) ... invited to play in the Under Armour All-American game following his senior season ... recognized for his work in the classroom as well as an Academic All-State honorable mention recipient ... consensus three-star prospect by Rivals, 247Sports and ESPN ... **CHOOSE TEXAS TECH OVER:** Arizona State, Colorado, Memphis, San Diego State, TCU and Washington State, among others.

PERSONAL

Sheridan Wilson ... son of Jon and Lacey Wilson ... father is a graduate of Auburn and the chief financial officer for a local non-profit organization ... mother is a graduate of UCF ... father was a four-year letterwinner and four-year starter for Auburn from 1988-92 ... has an older brother, Preston, and a younger brother, Carter ... Preston Wilson is currently a senior offensive lineman at Oklahoma State ... a business major at Texas Tech.



ROBERT WOOTEN

OLB | 6-3 | 270 | Jr. | 4th Yr. (3rd at Tech) | 1L
Stafford, Texas | Stafford | Virginia Tech
Career Games: 21 / Career Starts: 0

15

YEARS OF ELIGIBILITY REMAINING: 2 | REDSHIRT SEASON AVAILABLE: NO

2022 SEASON (REDSHIRT SOPHOMORE)

Appeared in 10 games overall during debut season as a Red Raider ... earned one start, which came early in Big 12 play at outside linebacker against Kansas State (10/1) ... credited with appearing in 69 snaps defensively by Pro Football Focus and an additional 10 via field goal block on special teams ... made three tackles on the season with one each at Kansas State, against Baylor (10/29) and versus Oklahoma (11/26) ... stop versus the Sooners went for a one-yard loss on first down, setting up an eventual OU three-and-out drive ... **AWARDS AND HONORS:** Academic All-Big 12 second team honoree.

2021 SEASON (SOPHOMORE)

Redshirt season ... sat out season due to NCAA transfer policies ... arrived at Texas Tech prior to the start of preseason camp.

PRIOR TO TEXAS TECH

Transferred to Texas Tech after playing at Virginia Tech as a true freshman in 2020 ... appeared in all 11 contests for the Hokies as a reserve on the defensive line ... made three tackles overall, one each in games against Boston College (10/17), Liberty (11/7) and Pittsburgh (11/21).

HIGH SCHOOL

Attended Stafford High School in Stafford, Texas ... regarded as one of the top players in the state of Texas throughout prep career ... helped push Stafford to the Class 4A Division I playoffs his senior season ... recognized as the Defensive MVP of District 12-4A as a senior in 2019 ... tabbed to the All-Greater Houston third team following senior season by the Houston Chronicle ... previously a first team All-District honoree as a junior ... combined for 155 tackles, including 14.0 sacks and 22.0 tackles for loss, over two varsity seasons ... had 73 tackles (41 solo), 6.0

sacks and 7.0 tackles for loss as a senior ... consensus three-star prospect by the likes of Rivals, 247Sports and ESPN ... listed as the No. 51 prospect in Texas by Rivals and No. 94 by 247Sports ... graded as the No. 25 weakside defensive end in the country by Rivals and No. 33 by 247Sports ... received more than 20 scholarship offers, including 11 from power-five schools ... chose Virginia Tech over offers from the likes of Arizona, Arizona State, Arkansas, Kansas, Missouri, Syracuse, Texas Tech, Utah, Vanderbilt and Wisconsin.

PERSONAL

Robert Wooten... son of Torrance and Yvette Wooten ... younger brother of Brianna, Miranda and Titilayo Wooten ... his goals are to play football professionally for the NFL or own his own trucking company ... enjoys playing video games and swimming ... a university studies major.



JAYDEN YORK

TE | 6-4 | 250 | Jr. | 4th Yr.
Austin, Texas | Bowie HS
Career Games: 13 / Career Starts: 0

15

YEARS OF ELIGIBILITY ENTERING SEASON: 3 | REDSHIRT AVAILABLE: NO

2022 SEASON (REDSHIRT SOPHOMORE)

Appeared in all 13 games, primarily on special teams ... member of both the kickoff coverage and kickoff returns units throughout the season ... saw action in 133 special teams snaps according to Pro Football Focus, which ranked 11th on the team ... came on as a tight end in four games, including season opener versus Murray State (9/3), Big 12 opener against Texas (9/24) and then late in the year against Oklahoma (11/26) and in the TaxAct Texas Bowl win over Ole Miss (12/28).

2021 SEASON (SOPHOMORE)

Redshirted... Did not see any game action ... scout team member.

2020 SEASON (FRESHMAN)

Did not see any game action as a true freshman ... scout team member.

HIGH SCHOOL

Attended Bowie High School in Austin, Texas ... another towering tight end for the Red Raiders ... played both ways for the Bulldogs, lining up at defensive end as well ... had an outstanding senior season with 32 catches for 665 yards and 12 touchdowns ... for his work, was named first team All-District 25-6A as a tight end and second team as a defensive end.

PERSONAL

Jayden York Dydell ... son of Wesley and Kamisha York ... has four sisters, Peyton, Ashley, Christina and Madison, and one brother, Wesley ... a university studies major.



MATTHEW YOUNG

LB | 6-1 | 250 | S-Sr. | 7th Yr. (3rd at Tech) | LL
Las Cruces, N.M. | Oñate HS | New Mexico State
Career Games: 17 / Career Starts: 7

33

YEARS OF ELIGIBILITY ENTERING SEASON: 1 | REDSHIRT AVAILABLE: NO

2022 SEASON (SUPER SENIOR)

Forced to miss the entire 2022 campaign following a preseason injury ... began his recovery late in the season and during bowl preparations ... will return for one final year of eligibility in 2023 after receiving a medical redshirt ... **AWARDS AND HONORS:** recognized on the Academic All-Big 12 first team for his work in the classroom.

2021 SEASON (SENIOR)

Appeared in five games during debut season as a Red Raider ... saw action mainly late in the season during Big 12 play ... rose up the depth chart as a backup linebacker, seeing additional playing time against both Kansas (10/16) and Oklahoma State (11/20) ... all three tackles recorded in 2021 were versus the Cowboys in the Nov. 20 contest ... called on to played 35 defensive snaps against Oklahoma State, his highest total on the season ... had one quarterback hurry on the year, which came in his first game as a Red Raider at Kansas ... also saw action at Oklahoma (10/30) and Baylor (11/27) and in the AutoZone Liberty Bowl versus Mississippi State (12/28) ... credited with appearing in 78 snaps defensively with another 29 on special teams ... time on special teams came mainly via kickoff return (14 snaps) and punt return (13 snaps).

PRIOR TO TEXAS TECH

Arrived at Texas Tech following four years at New Mexico State ... played in 12 games overall with a total of seven starts from his spot as linebacker ... compiled 62 tackles during that time with 1.5 sacks, 6.5 tackles for a loss, three fumble recoveries, and one touchdown ... **2020 SEASON (REDSHIRT JUNIOR):** Season postponed to the spring of 2021 due to COVID-19 pandemic ... **2019 SEASON (REDSHIRT SOPHOMORE):** Appeared in 10 games with seven starts, totaling 62 tackles on the year, ranking third on the team in tackles ... owned nine multi-tackle performances, including two double-digit stop efforts ... carded a tackle for loss in the final five contests of the year ... logged five tackles at New Mexico ... posted five tackles, including a fumble recovery and shared stop for a loss against San Diego State ... had four tackles, 1.0 for loss, and a fumble recovery in a rainy event at Georgia Southern ... totaled 16 total tackles for a career-high and a career-best 2.0 for a loss at Ole Miss ... recorded three tackles, including 1.5 sacks, in the win against UIW ... posted second double-digit tackle performance in win over UTEP with 10 total stops with one for a loss ... snagged third fumble recovery of the season against Miners, returning the football 19 yards for first career touchdown ... closed out the season with four tackles and 1.0 for loss in season finale against Liberty ... **2018 SEASON (REDSHIRT FRESHMAN):** Appeared in two games, making his collegiate debut in the season-opening against Wyoming ... also saw action against Alcorn State ... **2017 SEASON (FRESHMAN):** Redshirt season.

HIGH SCHOOL

Attended Oñate High School in his hometown of Las Cruces, N.M. ... played three years on the varsity football team ... recorded 111 assisted tackles and 85 solo tackles for a total of 196 tackles in his 34-game career ... recorded 9.0 sacks, totaling 36 yards for a loss ... made one interception for seven yards as a junior and recovered one fumble during senior season ... was named the 2016 USA Today All-USA New Mexico first team.

PERSONAL

Mathew Young ... son of Fredd Young and Michelle Farris ... brother to Monroe, Freddy Jr., Jessica, Jeremiah, Finix and Amirah ... Monroe is currently a WR at Cal Berkeley ... Freddy Jr. played DB for New Mexico from 2008-2012 ... father played college football at New Mexico State before spending seven years in the NFL for the Seattle Seahawks and Indianapolis Colts ... later was inducted into the U.S. Bank/New Mexico State Athletics Hall of Fame ... earned bachelor's degree from New Mexico State in business marketing ... earned a master's in interdisciplinary studies from Texas Tech in December 2022 ... currently seeking an essentials of business certificate ... received real-world experience in the world of marketing after serving a year-long internship with the Texas Tech Promotions and Fan Engagement office during the 2022-23 academic year.



C.J. BASKERVILLE

DB | 6-3 | 215 | Jr. | 3rd Yr. (1st at Tech)
North Richland Hills, Texas | Richland HS | San Diego State
Career Games: 22 / Career Starts: 11

9

YEARS OF ELIGIBILITY ENTERING SEASON: 2 | REDSHIRT AVAILABLE: YES

PRIOR TO TEXAS TECH

Arrives at Texas Tech with two years of eligibility remaining after playing two seasons at San Diego State ... saw action in 22 games with 11 starts over his career ... recorded 75 tackles (43 solo) over his two seasons, including 2.5 that went for a loss ... had seven passes defended during that span to go along with an interception and fumble recovery ... **2022 SEASON (SOPHOMORE)**: appeared in eight games overall with seven starts for the Aztecs ... earned the start in each of the first seven games of the season at SDSU's "warrior" safety position ... totaled 36 tackles (20 solo), including 1.5 for a loss, to go along with three pass breakups ... had at least four tackles in each of the first five games of the season with six against Arizona (9/3), eight versus Idaho State (9/10), four at Utah (9/17), eight against Toledo (9/24) and five at Boise State (9/30) ... his eight tackles versus both Idaho State and Toledo were one off his career high from his 2021 true freshman season ... also had four stops in the win at Nevada (10/22) ... missed four consecutive games until returning in the regular-season finale against Air Force ... **2021 SEASON (FRESHMAN)**: played in all 14 games on the season, starting the final four ... Had 39 tackles (23 solo), including a tackle for loss, three pass breakups, an interception and a 13-yard fumble recovery across 383 snaps ... saw increased playing time as the season progressed ... closed the season with at least three tackles in each of the final five games ... started that run with three stops against Nevada (11/13) before following with six tackles at UNLV (11/19), five versus Boise State (11/26), nine against Utah State (12/4) and nine again versus UTSA in the Frisco Bowl ... performance versus Utah State marked a career-high in tackles as he also notched two pass breakups for the first time in the Mountain West Championship game ... marked the first time in his career to lead the team in tackles for a game ... named the Defensive MVP of the Frisco Bowl after matching his career high for tackles, while adding his first career interception ... the key interception led to an Aztec touchdown ... according to Pro Football Focus, set season-high marks in defensive rating (78.9, min. 10 snaps), pass coverage (78.5, min. 10 snaps), rush defense (70.9) and tackling (85.8) ... was also named to the USA Today All-Bowl team and to the Bleacher Report second team.

HIGH SCHOOL

Attended Richland High School in North Richland Hills, Texas ... was All-District selection as a safety and a wide receiver ... had 68 tackles last year as a junior (2019) with an interception and a forced fumble on defense ... on offense, totaled 59 catches for 802 yards (13.6 avg.) and six touchdowns ... also competed on the track and field team at RHS, specializing in the 200 meters and long jump ... a consensus three-star recruit by Rivals, 247Sports and ESPN ... received a scout grade of 88 by 247Sports and 77 by ESPN ... rated as the 49th-best safety in the 2021 signing class and the 78th overall recruit in Texas ... picked SDSU over offers from Oklahoma State, Oregon State, Duke, Syracuse, Houston, Tulsa, SMU, Kansas and North Texas

PERSONAL

Christopher Baskerville ... born in Houston to parents Skip and Sharon Baskerville ... majoring in business at Texas Tech.



TRE'DARIUS BROWN

DL | 6-2 | 300 | Fr. | 1st Yr.
Natchitoches, La. | Natchitoches Central HS

49

YEARS OF ELIGIBILITY ENTERING SEASON: 4 | REDSHIRT AVAILABLE: YES

HIGH SCHOOL

Attended Natchitoches Central High School in his hometown of Natchitoches, Louisiana ... one of the top prospects in the state ... an honorable mention All-District 1-5A selection as a senior and a second team honoree as a junior ... was credited with 14.0 combined tackles for loss during final two high school seasons ... was selected to participate in the Louisiana Football Coaches Association I-20 Bowl following senior campaign ... was a two-sport high school athlete,

also serving as a standout thrower for the track and field program, competing in the shot put, discus and javelin ... was a consensus three-star prospect by the recruiting services, ranking as high as No. 82 among defensive linemen nationally by On3 and No. 35 among Louisiana signees ... received his first collegiate offer during junior season from Texas Tech.

PERSONAL

Tre'Darius Brown ... son of Joseph Brown and Casey Taylor ... brother to Joseph Brown Jr., Jakayla, Caytreena and Katlin ... multi-sport athlete, track and football ... has not declared a major at Texas Tech.



REESE BURKHARDT

K | 6-1 | 205 | Jr. | 4th Yr. (1st at Tech)
Andalusia, Ala. | Andalusia HS | UAB
Career Games: 26 / Career Starts: 0

38

YEARS OF ELIGIBILITY ENTERING SEASON: 2 | REDSHIRT AVAILABLE: YES

PRIOR TO TEXAS TECH

Joined the Red Raiders after two seasons at UAB ... will have two seasons of eligibility remaining plus a redshirt available ... served as UAB's primary kickoff specialist each of his first two seasons with the Blazers ... **2022 SEASON (SOPHOMORE)**: appeared in 13 games ... was the kickoff kicker for the team ... sent 42 of his 74 kickoffs for touchbacks for 4,524 yards... recorded three tackles ... **2021 SEASON (FRESHMAN)**: saw action in all 13 games this season as the kickoff man ... recorded 76 kickoffs for a total of 4,478 yards with 41 touchbacks and a 58.9 kickoff average ... **2020 SEASON (FRESHMAN)**: did not see action during the COVID-19 shortened season.

HIGH SCHOOL

Attended Andalusia High School in his hometown of Andalusia, Alabama ... named Alabama Sports Writers 4A First-Team All-State ... had 147 total kickoffs for 7,106 yards with 17 touchbacks in his high school career ... totaled 144 kicking points; 114 PATs, 10 FGs ... was also a tight end throughout prep career in addition to his kicking duties.

PERSONAL

Reese Burkhardt ... son of Bob and Shan Burkhardt ... Brother to Brayden and Halle ... rest of his family attended Auburn University ... hobbies include hunting and hanging with friends and family ... was a dual sport athlete in high school, football and soccer ... a University Studies major at Texas Tech.



WILL BURNS

QB | 6-2 | 200 | Fr. | 1st Yr.
Mission Viejo, Calif. | Trabuco Hills HS

18

YEARS OF ELIGIBILITY ENTERING SEASON: 4 | REDSHIRT AVAILABLE: YES

HIGH SCHOOL

Coached by Mike Burns (no relation) at Trabuco Hills High School ... graduated from high school following fall semester of senior year (Dec. 2022) ... elected to forego senior baseball season in order to join the Red Raider baseball team for his freshman season ... in his Senior year he threw for 2,762 yards and 25 touchdowns ... rushed for 696 yards and nine touchdowns in his senior year ... had a total of 4,672 passing yards and 1,400 rushing yards and 60 touchdowns over the course of his high school career... Prep Baseball Report ranks the shortstop/third baseman No. 12 in California ... earned First Team Sea View League recognition as a junior in 2022, he hit .333 with five homers, 10 doubles, and an on-base percentage of 1.001 in 29 games ... the Mustangs finished 26-3 overall and 11-1 in league, good enough for a Sea View League title in 2022 ... played sophomore season at Mission Viejo High School and batted .284 with a team-high 11 doubles, four home runs and 20 stolen bases

PERSONAL

Born in Laguna Beach, Calif. ... hometown is Mission Viejo, Calif. ... son of John and Marianne Burns, and brother to John... also member of the Texas Tech Baseball team having started 20 games in the spring of 2023 during his first semester as a Red Raider ... Tech was one of two programs open to a dual-sport career joining Stanford in the recruiting process ... majoring in biology.



KADEN CARR

OL | 6-6 | 320 | Fr. | 1st Yr.
Canadian, Texas | Lubbock Cooper HS

54

YEARS OF ELIGIBILITY ENTERING SEASON: 4 | REDSHIRT AVAILABLE: YES

HIGH SCHOOL

Local product out of Lubbock Cooper High School ... four-year varsity letterwinner during prep career ... led Cooper to the area round of the Class 5A Division I playoffs his senior season ... named a candidate for the final ballot of Whataburger Super Team presented by Dave Campbell's Texas Football his senior year ... recognized as an All-District 2-5A second team honoree on the offensive line ... grew up in the Amarillo area in the Texas panhandle prior to moving to Lubbock for his senior year ... previously starred at Amarillo High School for his first three prep seasons ... helped lead the Sandies to a 9-2 record that season and an appearance in the Class 5A Division I area round ... Amarillo High was a playoff team in each of his three varsity seasons ... was a first team All-District 2-5A selection as an offensive lineman as a junior ... played on both sides of the ball as a defensive end early in his high school career before concentrating on the offensive line beginning with his junior year ... also participated in basketball during prep career, earning first team All-District honors as a junior ... committed to Texas Tech not long after Joey McGuire's hire in Nov. 2021 ... consensus three-star prospect by the likes of 247Sports, Rivals, ESPN and ON3.com ... ranked as the No. 38 offensive guard in the country and the No. 94 player in the state of Texas by ESPN ... listed as the No. 7 offensive guard in the state of Texas by DCTF ... **CHOSE TEXAS TECH OVER:** Arizona State, Houston, Kansas, Louisville, Oregon, SMU, TCU and UCF.

PERSONAL

Kaden David Carr ... born in Amarillo to parents Chad and Lori Carr ... middle child of three with an older brother, Tyler, and younger brother, Brayden ... older brother, Tyler, spent three seasons on the Red Raider football team from 2017-19 as both a defensive lineman and tight end ... has not declared a major at Texas Tech.



JAYDEN COFIELD

DL | 6-2 | 305 | Fr. | 1st Yr.
Austin, Texas | Manor HS

51

YEARS OF ELIGIBILITY ENTERING SEASON: 4 | REDSHIRT AVAILABLE: YES

HIGH SCHOOL

Attended Manor High School in his hometown of Manor, Texas ... four-year varsity letterwinner after previously starring at Del Valle High School his freshman and sophomore seasons ... selected to the All-District teams in each of his four seasons ... was a unanimous first team All-District 25-6A selection as a senior after pushing Manor to a 7-4 record and a Class 6A playoff appearance ... garnered District 11-5A Defensive Newcomer of the Year honors as a junior in 2021 ... helped push Manor to an appearance in the Class 5A Division I area round that season ... combined for 111 tackles, including 37.0 tackles for loss and eight sacks during his two seasons at Manor alone ... also had six forced fumbles and three fumble recoveries during that span with one being returned for a touchdown ... collected second team All-District 25-6A accolades at Del Valle High School as a freshman in 2019 and first team accolades as a sophomore ... credited with 51 tackles as a sophomore, including 10.0 tackles for loss and 4.0 sacks ... also a member of the school's varsity powerlifting and track and field programs during prep career ... consensus three-star recruit by the likes of 247Sports, Rivals, ESPN and ON3.com ... listed as the No. 44 defensive tackle in the country by Rivals and at No. 45 according to ESPN ... **CHOSE TEXAS TECH OVER:** Arizona State, Baylor, Houston, Kansas, Minnesota, SMU, TCU, UTSA and Washington State.

PERSONAL

Jayden Jeffrey Cofield ... son of Kevin and Angelia Cofield ... has twin younger siblings, Jaila and Jaxson ... mother was previously a volleyball student-athlete at the University of Houston ... a psychology major at Texas Tech.



ISAIAH CRAWFORD

OLB | 6-4 | 230 | Fr. | 1st Yr.
Post, Texas | Post HS

46

YEARS OF ELIGIBILITY ENTERING SEASON: 4 | REDSHIRT AVAILABLE: YES

HIGH SCHOOL

Local product out of Post High School in Post, Texas ... easily among the top West Texas products in recent memory and one of the top players in the state of Texas ... helped lead the Antelopes to a 15-1 record and an appearance in the Class 2A Division I state championship game his sophomore season ... Post advanced to the area round his junior season ... missed his entire senior season due to an offseason injury ... closed his prep career with 204 total tackles over two seasons, including 16.0 sacks as well as three forced fumbles and two fumble recoveries ... tabbed the District 2-2A Newcomer of the Year as a sophomore in 2020 ... was a first team All-District honoree his junior year ... part of a Post defense that limited opponents to only 7.8 points per game with five shutouts his sophomore season ... was also a running back for the Antelopes in addition to his role as an outside linebacker ... consensus four-star prospect by the likes of 247Sports, Rivals, ESPN and ON3.com ... member of the Texas 100 for all four publications as well ... one of the top players in the country, according to Rivals, as the No. 157 national recruit, the No. 11 weakside defensive end and the No. 27 player in the state of Texas ... member of the ESPN300 at No. 297 of its top recruits in the country ... listed as the No. 33 edge player in the country by 247Sports and the No. 48 recruit in Texas ... regarded as the No. 45 edge player in the country ON3 and the No. 68 prospect in Texas ... **CHOSE TEXAS TECH OVER:** Baylor, Arizona State, Colorado, Illinois, Mississippi State, Oklahoma State, SMU and Utah.

PERSONAL

Isaiah Ray Crawford ... born in Lubbock to mother Crystal Crawford ... oldest of four children with younger siblings Casia Poteet, Kraven Poteet and Kilam Poteet ... his uncle, Billy Crawford, previously was a football student-athlete at Baylor ... a sport management major at Texas Tech.



D.J. CREST

WR | 6-3 | 195 | Fr. | 1st Yr.
El Paso, Texas | El Paso Parkland HS

84

YEARS OF ELIGIBILITY ENTERING SEASON: 4 | REDSHIRT AVAILABLE: YES

HIGH SCHOOL

Attended Parkland High School in his hometown of El Paso, Texas ... among the most explosive wide receivers in the state after three varsity letters at Parkland ... helped push Parkland to a 7-4 record as a senior behind 1,227 receiving yards and 16 touchdowns ... garnered All-District 1-5A honors for the third-consecutive season as a member of the first team ... single-handedly kept Parkland in its bi-district contest against Amarillo High with three touchdowns and 200-receiving yards ... showed his explosiveness with a 24-yard touchdown haul, 38-yard strike for another score and then a late 72-yarder that wrapped his high school career ... also a first team All-District 1-5A selection as a junior in 2021 after totaling 848 receiving yards and 11 touchdowns ... tabbed the District 1-5A Offensive Newcomer of the Year as only a sophomore in 2020 thanks to 20 receptions for 379 yards and five touchdowns ... also a standout for the track and field program as a six-time district champion ... closed as low as 22.38 in the 200 meters ... regional finalist in both the long jump and triple jump ... consensus three-star prospect by 247Sports, Rivals, ESPN and ON3.com ... top-100 recruit at No. 95 overall among prospects in the state of Texas by ON3 ... listed as the No. 77 wide receiver in the country by ON3 and No. 81 by Rivals.

PERSONAL

Demarion Joseph Crest-Daniels ... goes by the nickname "D.J." ... born in El Paso to parents Demetric Daniels and Marie Crest ... has a younger brother, Jeremiah ... seeking business degree at Texas Tech.

PREVIEW

RED RAIDERS

STAFF

'22 REVIEW

HISTORY

RECORDS

TEXAS TECH



JOHN CURRY

LB | 6-2 | 220 | Fr. | 1st Yr.
Lubbock, Texas | Coronado HS

42

YEARS OF ELIGIBILITY ENTERING SEASON: 4 | REDSHIRT AVAILABLE: YES

HIGH SCHOOL

Local product out of Coronado High School in Lubbock ... three-year varsity letterwinner for the Mustangs, leading Coronado to a pair of district titles and playoff appearances, including a trip to the Class 5A Division I regional semifinals his sophomore year ... compiled 260 tackles during his prep career en route to earning All-District honors as both a junior and senior ... was an honorable mention All-District 2-5A selection as a senior and a first-team honoree his junior season ... recorded 119 tackles as a senior alone, including 7.0 sacks and 11.0 tackles for loss ... caused three fumbles that season with two recoveries while also blocking one punt as one of the best linebackers in West Texas ... additionally served as Coronado's punter, earning second team All-District honors as a senior after averaging 39.2 yards per punt with a long of 78 yards ... downed 10 of his 44 punts on the season inside the opponent's 20 yard line ... selected to the final ballot for the Whataburger Super Team presented by Dave Campbell's Texas Football as a senior ... recognized for work in the classroom as a first team Academic All-State honoree by the THSCA ... AP student who was a three-time selection (2020-22) for Academic Honor Roll and "Who's Who in America" ... also a standout for the Coronado baseball program, earning first team All-District honors and second team THSCA All-State accolades as an outfielder his junior year ... committed to head coach Joey McGuire not long after his hiring at Texas Tech after being presented with his first Division-I offer ... considered a three-star prospect by the likes of 247Sports, Rivals, ESPN and ON3.com ... listed as the No. 45 inside linebacker prospect in the country by ESPN.

PERSONAL

John Daniel Curry ... born in Lubbock to parents Ryan Curry and Jolee Luce ... has four other siblings in Braddy Curry, Quin Curry, Haylee Luce and Logan Luce ... parents are both former Texas Tech student-athletes, as father was a member of the football program from 1999-01, while mother was a standout women's basketball student-athlete under head coach Marsha Sharp from 2000-04 ... named after his grandfather, the late John Ayers, who starred at West Texas A&M before a successful 11-year career in the NFL with the San Francisco 49ers and Denver Broncos ... grandfather was a two-time Super Bowl champion (XVI, XIX) as an offensive lineman with the 49ers and was a member of the Broncos for Super Bowl XXII ... lifelong dream was to become a student-athlete at Texas Tech ... a sport management major at Texas Tech.



JMAURY DAVIS

RB | 5-11 | 180 | Fr. | 1st Yr.
Clarendon, Texas | Clarendon HS

25

YEARS OF ELIGIBILITY ENTERING SEASON: 4 | REDSHIRT AVAILABLE: YES

HIGH SCHOOL

Attended Clarendon High School in his hometown of Clarendon, Texas ... one of the top athletes in the country who will play running back for the Red Raiders ... four-year varsity letterwinner who helped make Clarendon one of the top 2A programs in the state ... helped push Clarendon to the Class 2A Division II regional semifinals his senior season and a playoff appearance over all four seasons ... playoff run was boosted by a 275-rushing yard performance that included four touchdowns in a bi-district round victory over Gruver ... led all area Texas panhandle schools with 2,160 rushing yards and 31 touchdowns as a senior ... tabbed the District 4-2A Defensive MVP his junior season and a first-team selection as both a running back and place kicker ... collected first team All-District honors at four different positions as a sophomore after being recognized as an outside linebacker, place kicker, running back and punter ... tallied 94 tackles, 8.0 sacks, three forced fumbles, two fumble recoveries and an interception for Clarendon as a junior ... named to the Amarillo Globe-News Panhandle Super Team for both the 2021 and 2022 seasons ... received 35 carries as only a freshman, resulting in 432 rushing yards and five touchdowns ... standout on the basketball court as well as track and field for Clarendon ... helped lead the Broncos to the Class 2A state title his sophomore and junior seasons ... averaged 23.2 points and 8.4 rebounds per game

as a junior to earn District 4-2A Offensive MVP as well as All-Region, All-State and State All-Tournament team honors ... considered a four-star prospect by the likes of Rivals and a three-star recruit by 247Sports, ESPN and ON3.com ... member of the Rivals100 list as the No. 14 athlete in the country and No. 46 recruit in the state of Texas ... **CHOSE TEXAS TECH OVER:** Kentucky, Purdue, Oklahoma State, UTSA and Western Kentucky.

PERSONAL

Jmaury Keshawn Davis ... born in Fort Worth, Texas, to mother Ikenisha Butler ... one of six siblings with Nyjamal Butler, Jacquavyn Brown, Jmaysia Harps, Jaylen Butler and Zaiyah Butler ... older brother, Nyjamal, previously was a football student-athlete at Wayland Baptist ... a Sociology major at Texas Tech.



LUKE DILLINGHAM

DB | 6-1 | 200 | So. | 3rd Yr. (1st at Tech)
Brock, Texas | Brock HS | Abilene Christian | Angelo State
Career Games: 10 / Career Starts: 0

39

YEARS OF ELIGIBILITY ENTERING SEASON: 3 | REDSHIRT AVAILABLE: NO

PRIOR TO TEXAS TECH

Joined the Red Raiders with two years of collegiate experience; high school class of 2021 ... Texas Tech will be third stop following one-year stints with Abilene Christian and Angelo State ... **2022 SEASON (REDSHIRT FRESHMAN/ANGELO STATE):** played in seven games for Angelo State ... had 10 total tackles nine of which were solo ... had two tackles for a loss for eight total yards ... one fumble recovery ... **2021 SEASON (FRESHMAN/ACU):** played in three games as a true freshman at Abilene Christian ... saw action versus SMU (9/4), Stephen F. Austin (10/30) and Jacksonville State (11/6) ... recorded four total tackles.

HIGH SCHOOL

Attended Brock High School in his hometown of Brock, Texas ... first team All-State football (2019, 2020), first team All-Parker County (2019, 2020), District 4-3A Co-Defensive MVP (2020), Big Country Preps Defensive POTY (2020), first team all-district (2019), team captain (2019, 2020) ... owned a 37-6 varsity starter record, team was state semifinalists junior and senior seasons, Brock were district champions in 2019 and 2021 as well as regional champions in 2019 and 2020 ... as a track athlete, was a 200m district champion junior season ... the track team were state champions senior year ... was a member of 4x200m relay state champion squad as a senior and member of 4x100m relay third place team in state championships that year ... named to national honor society and honor roll ... was a top 10 percent graduate of his class ... named first team academic all-state in both football and track.

PERSONAL

Luke Dillingham ... son of Ross and Missy Dillingham ... brother to Libby ... both parents attended Western Carolina University ... enjoys golfing and playing the guitar ... majoring in criminology at Texas Tech.



MIQUEL DINGLE JR.

LB | 6-2 | 220 | Fr. | 1st Yr.
Charleston, S.C. | Byrnes HS

35

YEARS OF ELIGIBILITY ENTERING SEASON: 4 | REDSHIRT AVAILABLE: YES

HIGH SCHOOL

Attended Byrnes High School in his hometown of Charleston, S.C. ... signed with Texas Tech as one of the fastest and athletic linebackers in the country ... two-year letterwinner after an injury kept him off the varsity until his junior season ... took little time to show his talents with 88 total tackles, including 10 for a loss and two sacks as a junior ... successful season came despite shifting from outside linebacker to the inside midway through the year ... helped push Byrnes to the third round of the Class 5A playoffs his senior season ... earned All-District honors for his efforts ... also a standout for the track and field program as the state champion in the 110 meter hurdles ... posted the fastest 110 meter time in the state of South Carolina as a junior in 2022 at 13.56, which also ranked as the fifth-fastest in the country that year ... also timed as low as 10.92 in the 100 meters and 22.05 in the 200 meters, while jumping 23'01" in the long jump ... efforts in both track and football earned him Male Athlete of the Year honors among 2,000 athletes at

the Upstate Sports Awards, which was presented in combination by the Greenville News, Anderson Independent-Mail and Spartanburg-Herald Journal ... three-star prospect by the likes of 247Sports, ESPN and ON3.com ... ranked as the No. 59 linebacker in the country and the No. 9 recruit for the state of South Carolina by 247Sports ... tabbed the No. 12 recruit in the Palmetto State by ON3 and No. 31 by ESPN ... **CHOSE TEXAS TECH OVER:** Charlotte and N.C. State.

PERSONAL

Miquel Bryce Dingle ... born in Charleston, South Carolina, to parents Miquel Dingle Sr. and Amanda Dingle ... has a sister, Amani ... father totaled over 2,100 yards from scrimmage and 21 touchdowns in his college career at the University of South Carolina before being drafted by the Cincinnati Bengals in the 8th round of the 1991 NFL Draft ... has not declared a major at Texas Tech.



NICK FATTIG

OL | 6-4 | 290 | Fr. | 1st Yr.
League City, Texas | Clear Springs HS

60

YEARS OF ELIGIBILITY ENTERING SEASON: 4 | REDSHIRT AVAILABLE: YES

HIGH SCHOOL

Attended Clear Springs High School in his hometown of League City, Texas ... one of the top offensive line prospects not only in the Houston area but the state of Texas ... three-year varsity letterwinner, playing both on the interior as well as a tackle on the offensive line ... totaled more than 160 pancake blocks with no sacks allowed over his three-year career ... helped push Clear Springs to the area round of the Class 6A Division I playoffs his junior and senior seasons ... was a unanimous first team All-District 24-6A selection as a senior, his third-consecutive year on the All-District teams ... also earned first team All-District honors as a junior in 2021 ... named a finalist for Player of the Year by the Houston Touchdown Club his senior year ... was a second team All-State selection by the Padilla Poll as a junior ... recognized for work in the classroom as an honorable mention Academic All-State selection by the THSCA as a senior ... was also an Academic All-District honoree as a junior ... member of the track and field program as a standout in the discus as well ... considered a four-star prospect by 247Sports and a three-star recruit by Rivals, ESPN and ON3.com ... tabbed one of the top-100 players in Texas by 247Sports, Rivals and ON3 ... tabbed the No. 17 interior offensive lineman in the country by 247Sports and the No. 63 prospect in Texas ... listed as the No. 41 offensive tackle in the nation and the No. 72 player in Texas according to Rivals ... **CHOSE TEXAS TECH OVER:** Air Force, Army, Columbia, Harvard, Navy, UTSA, Vanderbilt and Michigan, among others.

PERSONAL

Nicholas Jacob Fattig ... born in Galveston, Texas, to the late Anna Kryuchkova and his father, William Fattig ... has an older half-sister, Maria ... part of an athletic family as a third generation collegiate athlete ... grandfather, Robert Fattig, previously played college football at the University of Houston, while his father was a member of the Navarro College ... had two uncles, Bobby Fattig (Sam Houston State football) and Liel Fattig (college baseball), who were collegiate athletes ... a business major at Texas Tech.



JUSTIN HORNE

LB | 6-0 | 220 | Fr. | 1st Yr.
New Orleans, La. | John Curtis Christian HS

36

YEARS OF ELIGIBILITY ENTERING SEASON: 4 | REDSHIRT AVAILABLE: YES

HIGH SCHOOL

Attended John Curtis Christian High School in New Orleans, La. ... developed into one of the top linebacker prospects in the state of Louisiana as a senior ... helped lead John Curtis to the Louisiana Division I state championship as a senior after totaling 144 tackles, 17.0 tackles for loss, 6.0 sacks, five quarterback hurries and three pass breakups over 14 games ... tabbed the District 9-5A Defensive MVP and a first-team honoree at linebacker ... two-year starter on defense, totaling 70 tackles as a junior, including 6.0 tackles for loss and a sack ... multi-sport athlete as a standout for the track and field program ... in fact, among the fastest athletes not only in Louisiana but the country as the Class 5A state champion in the 110-meter hurdles ... clocked as low as 7.93 in the 60-meter hurdles, 13.85 in the 110-meter hurdles and 38.25 in the 300-meter hurdles ... tabbed three-star prospect by the likes of 247Sports, Rivals and ON3.com ... considered the No. 31 recruit in his home state by ON3 and the No. 52 linebacker in the country ... listed as the No. 33 prospect in Louisiana by 247Sports and No. 73 nationally among linebackers ... ranked 44th nationally among outside linebackers by Rivals ... **CHOSE TEXAS TECH OVER:** Baylor, Louisiana-Lafayette, Louisiana Tech, Troy, Tulane, UTSA and Vanderbilt.

PERSONAL

Justin Bryce Horne ... born in New Orleans to parents Jason and Monica Horne ... has an older brother, Mason ... hobbies include karate ... a sport management major at Texas Tech.



BRENDEN JORDAN

DB | 6-0 | 215 | Fr. | 1st Yr.
Mansfield, Texas | Mansfield HS

27

YEARS OF ELIGIBILITY ENTERING SEASON: 4 | REDSHIRT AVAILABLE: YES

HIGH SCHOOL

Attended Mansfield High School in the Dallas-Fort Worth metroplex ... considered one of the top defensive backs in the country coming out of high school ... three-year varsity letterwinner where he helped lead Mansfield to its first playoff appearance since 2017 as a senior ... regarded as one of the top tackling safeties in the DFW area ... recorded 81 tackles as a senior alone, including four for a loss, to go along with two interceptions and eight pass breakups in the secondary ... missed most of his junior season with an injury ... ultimately closed his prep career with 141 total tackles (101 solo), averaging 6.4 tackles per game ... tabbed the District 11-6A Sophomore Defensive Player of the Year in 2020 after a strong varsity debut ... also served as Mansfield's place kicker and punter during prep career ... selected to play in the 2023 Polynesian Bowl ... also a standout for the track and field programs as one of the top sprinters in the state ... clocked at a sub-11.0 time in the 100-meter dash during prep career ... listed as a four-star prospect by 247Sports and ESPN and a three-star signee by Rivals and ON3.com ... member of the ESPN300 at No. 224 overall nationally ... ranked as high as the No. 13 safety nationally by ESPN and No. 35 in the state of Texas by both ESPN and 247Sports ... tabbed the No. 14 safety in the country by 247Sports ... considered a Rivals Texas 100 prospect as the No. 92 recruit in the state ... ranked as the No. 32 recruit in the DFW area by the Dallas Morning News ... **CHOSE TEXAS TECH OVER:** Arizona, Arkansas, Colorado, Kansas, Mississippi State, Ole Miss, SMU and USC.

PERSONAL

Brenden Xavier Jordan ... born in Arlington, Texas, to parents Robert and Koshier Jordan ... has two older sisters, Jessica and Mackenzie ... has not declared a major at Texas Tech.

PREVIEW

RED RAIDERS

STAFF

'22 REVIEW

HISTORY

RECORDS

TEXAS TECH



QUINCY LEDET JR.

DL | 6-2 | 305 | Sr. | 4th Yr. (1st at Tech)
Orange, Texas | West Orange- Stark HS | Louisiana-Monroe
Career Games: 31 / Career Starts: 18

5

YEARS OF ELIGIBILITY ENTERING SEASON: 2 | REDSHIRT AVAILABLE: YES

PRIOR TO TEXAS TECH

Arrives at Texas Tech with two seasons of eligibility remaining following a successful three-year tenure at Louisiana-Monroe ... will reunite with fellow Red Raider defensive lineman Myles Cole after the two previously were teammates at ULM ... appeared in 31 games over his tenure at ULM with 18 starts ... combined for 76 tackles during that span (28 solo), including 6.0 that went for a loss and 4.0 sacks ... **2022 SEASON (JUNIOR)**: saw action in all 12 games for the Warhawks with nine starts at defensive tackle ... put together most productive season of his career with 37 tackles (17 solo), including 5.0 for a loss and 3.0 sacks ... also knocked down a pass from his spot up front ... had at least three tackles in five different games, including a career-high eight stops in the regular-season finale against Southern Miss (11/26) ... had seven tackles the week before that against Troy (11/19) as well as six against Texas State (11/5) ... **2021 SEASON (SOPHOMORE)**: appeared in 11 games in 2021, including nine starts at defensive tackle ... recorded 28 tackles (6 solos, 22 assists), including one 10-yard sack ... played 413 defensive snaps and 53 more on special teams ... played more than 40 snaps in three games ... made five stops (1 solo, 4 assists) at LSU ... registered a career-high six tackles versus Liberty while playing a season-best 53 defensive snaps ... delivered a 10-yard strip-sack on a 4th-and-6 play in the fourth quarter at Kentucky that Ty Shelby recovered ... the takeaway helped set up Calum Sutherland's 29-yard field goal ... **2020 SEASON (FRESHMAN)**: saw action in eight games, working behind veteran Mason Husmann at nose tackle ... collected 11 tackles (5 solos, 6 assists) on the year ... played 217 defensive snaps and 35 more on special teams ... recorded a career-high four tackles at Georgia State, including three solo stops ... made three stops (1 solo, 2 assists) vs. Georgia Southern.

HIGH SCHOOL

Attended West Orange-Stark High School in Orange, Texas ... three-year starter that helped the Mustangs to a combined record of 32-8 during that span ... was an All-District 10-4A Division II first team selection on both the offensive and defensive lines as a senior ... named to the 2019 Southeast Texas Super Gold first team offense by the Beaumont Enterprise ... recorded 72 tackles as a senior, with 22 going for losses including six sacks ... produced a season-high four tackles for loss versus Little Cypress ... matched his career high with two sacks against Hampshire-Fannett ... tabbed a second team All-District 10-4A Division II selection as an offensive lineman in 2018 ... featured on the Southeast Texas Super Gold first team defense as a junior ... registered 54 tackles in 2018, with 17 coming behind the line of scrimmage, including five sacks, and an interception ... multi-sport athlete that also competed in basketball, track and field (shot put and discus) and powerlifting.

PERSONAL

Quincy Ledet Jr. (pronounced LUH-det) ... will major in university studies at Texas Tech.



CHRIS LEMONS

OLB | 6-2 | 205 | Fr. | 1st Yr.
Prosper, Texas | Prosper HS

43

YEARS OF ELIGIBILITY ENTERING SEASON: 4 | REDSHIRT AVAILABLE: YES

HIGH SCHOOL

Attended Prosper High School in the Dallas-Fort Worth metroplex ... recorded seven solo tackles with three assisted tackles as well as six total hurries ... part of a Prosper program that went 13-2 his senior season, falling in the Class 6A Division I state semifinals.

PERSONAL

Chris Lemons ... son of Devin and Nicole Lemons ... brother to Isaac and Gabe ... father is a former linebacker for the Red Raiders ... dual sport athlete in high school, football and basketball ... enjoys video games and spending time with family and friends.



CHAPMAN LEWIS

DB | 6-1 | 180 | Fr. | 1st Yr.
Burleson, Texas | Burleson Centennial HS

25

YEARS OF ELIGIBILITY ENTERING SEASON: 4 | REDSHIRT AVAILABLE: YES

HIGH SCHOOL

Attended Burleson Centennial High School in the Dallas-Fort Worth metroplex ... talented defensive back who ranked among the best in the state ... helped push Centennial to the Class 5A Division I regional finals his senior year following a 12-2 record ... marked the most wins for Centennial in school history ... previously pushed Centennial to the area round as a junior in 2021 ... garnered first team All-District 4-5A accolades that season as a safety ... garnered second team All-State defensive honors that season as well by the Padilla Poll ... also a key member of the track and field program, competing in the 400 meters, the 1,600-meter and 800-meter relays as well as the triple jump ... consensus three-star prospect by the likes of 247Sports, Rivals, ESPN and ON3.com ... ranked as high as No. 71 among safeties nationally by 247Sports and No. 75 by ESPN ... **CHOSE TEXAS TECH OVER**: TCU, Tulsa, UCLA, Utah, UTSA and Vanderbilt.

PERSONAL

Chapman Lee Lewis ... son of Equila Lockridge ... has a younger brother, Terrion ... mother previously competed in track and field and was a member of the women's basketball program at Alabama A&M University ... stepped away football at TCU ... has not declared a major at Texas Tech.



STEVE LINTON

OLB | 6-5 | 235 | Sr. | 5th Yr. (1st at Tech)
Dublin, Ga. | Dublin HS | Syracuse
Career Games: 29 / Career Starts: 2

7

YEARS OF ELIGIBILITY ENTERING SEASON: 2 | REDSHIRT AVAILABLE: NO

PRIOR TO TEXAS TECH

Spent four seasons at Syracuse prior to enrolling at Texas Tech prior to the 2023 spring semester ... will have two seasons of eligibility remaining as a Red Raider ... listed as a defensive lineman for majority of his career at Syracuse but will transition to an outside linebacker/edge rusher role with the Red Raiders ... appeared in 29 games over his Syracuse career, which included two starts ... totaled 45 tackles with the Orange, including 8.5 tackles for loss and 4.5 sacks ... considered to be an ideal fit as a pass rusher in Tim DeRuyster's defensive scheme ... added three fumble recoveries, a forced fumble and a pass deflection over his two full seasons ... **2022 SEASON (JUNIOR)**: appeared in 11 games overall with one start at defensive end ... credited with 22 tackles, including 6.0 for a loss and 3.5 sacks ... ranked fifth on the team for both tackles for loss and sacks ... in the backfield frequently with four quarterback hurries as well ... assisted in the takeaway category with two fumble recoveries and a forced fumble ... made the second start of his career and lone one of the season in the second game against UConn (9/10) ... start came after a career-high six tackles, including 2.0 for a loss, in the season opener versus Louisville (9/3) ... one of his stops behind the line went for a sack to cap likely the top performance of his career, which also included a forced fumble and a fumble recovery ... had multi-tackle performances with two stops against Purdue (9/17), Wagner (10/1) and Notre Dame (10/29) as well as three tackles at Clemson (10/22) and four at Wake Forest (11/19) ... found the quarterback for a career-high 1.5 sacks in the win over Wagner ... final sack of the season came at Clemson ... followed with another tackle for loss to go along with two quarterback hurries a week later versus Notre Dame ... closed the season with a key fumble recovery late in the win at Boston College (11/26) ... recovery came with 5:25 remaining in the game, giving Syracuse the ball back at the Boston College 37 yard line, setting up an eventual touchdown to extend its lead to 25-17 with 2:29 remaining ... entered the transfer portal following the regular season and did not participate in Syracuse's trip to the Pinstripe Bowl ... **2021 SEASON (SOPHOMORE)**: saw action in seven games overall on defense and special teams ... missed the first four games of the season after recovering from an offseason injury ... was also held out of the regular-season finale against Pitt ... still managed to compile six tackles, a sack and 2.0 tackles for loss on the year ... had multi-tackle performances with two stops against both Wake Forest (10/9) and at Louisville (11/13) ... both outings included a solo tackle for loss with the



BRALYN LUX

DB | 5-11 | 175 | Sr. | 5th Yr. (1st at Tech)
 San Jose, Calif. | King's Academy | Fresno State
 Career Games: 27 / Career Starts: 22

YEARS OF ELIGIBILITY ENTERING SEASON: 2 | REDSHIRT AVAILABLE: NO

PRIOR TO TECH

2022 (JUNIOR): Appeared in eight games, missing the remainder to injury ... started all eight games played at cornerback ... recorded 35 tackles, 3.0 tackles for loss, 2.0 sacks, one forced fumble, one interception and seven broken up passes ... had a season-high eight tackles against Oregon State (Sept. 10) and at UConn (Oct. 1) ... had one interception and a season-high three pass breakups against San Jose State (Oct. 15) ... became the first Bulldog defensive back since 2017 to record a sack in a game, getting to the quarterback at UConn (Oct. 1) ... had a career-high 2.0 tackles for loss against the Huskies ... was a preseason second team All-MW selection by Phil Steele ... **2021 (SOPHOMORE):** Played in all 13 games, and started in eight ... had 24 tackles, 18 solo ... added 1.0 tackle for loss at Wyoming (Oct. 16) ... had a fumble recovery at then-No. 13 UCLA (Sept. 18) ... had four broken up passes on the year ... had a season-high four tackles on three occasions - Cal Poly (Sept. 11), UNLV (Sept. 24) and Nevada (Oct. 23) ... part of a Bulldog defense who only allowed 20.5 points per game this season, while also holding two opponents scoreless. It was the first time since 2017 that a Fresno State team had multiple shutouts in a season ... helped Fresno State to two wins over ranked opponents, both on the road. It was the first time Fresno State defeated two Top 25 opponents in a season for the first time since 2004, and the first time both wins came on the road in the 100 year history of the program ... **2020 (REDSHIRT FRESHMAN):** Burtsworth Trophy nominee ... started all six games as a corner for the 'Dogs ... led the team with 30 tackles ... had 27 solo stops this season ... added 1.0 TFL ... had a forced fumble in the season opener against Hawaii (Oct. 24) ... had a career-best nine tackles at UNLV (Nov. 7) ... had an interception and returned it for 24 yards at Nevada (Dec. 5) ... had four broken up passes ... had at least two tackles in each game on the year ... finished in the top 50 in tackles per game in the Mountain West ... tied for fourth in the conference, averaging 0.83 passes defended per game ... was the team's Co-Defensive Skill Player of the Game for his efforts against Colorado State ... selected as the Mountain West Freshman of the Week (fan vote) after his Hawaii performance ... named to the Fall Academic All-Mountain West team ... **2019 (FRESHMAN):** Redshirted.

HIGH SCHOOL

Attended The King's Academy in Sunnyvale, Calif. ... played on both sides of the ball as a running back and defensive back ... was an All-Conference and All-Area selection ... spent three seasons on varsity ... accumulated 3,744 all purpose yards in his three year varsity career ... had 170 carries for 1,811 yards as a senior ... averaged 139 yards per game in 2018 ... ran in for 24 touchdowns that season ... on the defensive side of the ball, he had 28 career tackles and two interceptions ... had an interception for a return of 75 yards as a junior ... also recorded 11 punt returns for 331 yards and nine kickoff returns for 289 yards as a senior ... was also on the track and field team and set a school record in the long jump.

PERSONAL

Born in San Jose, Calif. ... son of Brunet and Sarah Lux ... has one older brother Blajon and an older sister Nina ... he enjoys playing dominos ... his biggest athletic thrill is getting interceptions ... chose to attend Fresno State because he felt it was the best fit for him ... will major in University Studies at Texas Tech.

PARTICIPATION	2020*	2021*	2022*	CAREER
GP/GS	6/6	13/8	8/8	27/22

* indicates seasons at Fresno State

TACKLES	GP	UA	A	Total	TFL	Yds	PD	FF	FR	Blkd	INT
2020 (FS)	6	27	3	30	1.0	1	5	1	1	0	1
2021 (FS)	13	18	6	24	1.0	2	4	0	1	0	1
2022 (FS)	8	30	5	35	3.0	16	8	1	0	0	0
TOTALS	27	75	14	89	5.0	19	17	2	2	0	2

lone against Wake Forest credited as a sack ... had one tackle at West Virginia (10/23) and N.C. State (11/20) ... **2020 SEASON (REDSHIRT FRESHMAN):** inserted into eight games, including one start, as a linebacker ... was his lone season at Syracuse to be listed as a linebacker ... totaled 15 tackles for a loss, including one shared stop for a loss, to go along with two quarterback hurries and a fumble recovery ... made a then career-high four tackles in the season opener at North Carolina (9/12) ... one of those stops included his first career tackle for loss ... also notched four tackles later in the season against Duke (10/10) ... performance versus the Blue Devils coincided with his first career start ... had three tackles in between those two contests against Georgia Tech (9/26), which also featured his first career fumble recovery ... credited with one stop in four different games to conclude the season: at Clemson (10/24), versus Boston College (11/7), at Louisville (11/20) and back at home against N.C. State (11/28) ... **2019 SEASON (FRESHMAN):** Redshirt season ... appeared in three games overall, totaling two tackles, which both came at Duke (11/16) late in the season ... also saw action at Florida State (10/26) and at Louisville (11/23).

HIGH SCHOOL

Attended Dublin High School in his hometown of Dublin, Ga. ... one of the top players in the state of Georgia as part of the 2019 class ... three-year letterwinner who played on both sides of the ball during prep career ... tabbed an All-State selection by the Georgia Sports Writers Association (GSWA) as both a defensive end and tight end his senior year ... recorded 67 tackles, including 18.0 for a loss and 9.0 sacks, as a senior as part of a Dublin defense that allowed only 8.5 points per game en route to a 12-2 overall record ... previously totaled 64 tackles, including 11.0 for a loss and 5.0 sacks as a junior ... concluded his high school career with 161 tackles and 30.0 sacks ... considered a consensus three-star recruit out of high school by Rivals, 247Sports and ESPN ... ranked as high as No. 32 among weakside defensive ends nationally by Rivals and No. 62 for prospects in the state of Georgia ... was No. 53 at his position and No. 81 among recruits in Georgia by the 247Sports composite index ... chose to attend Syracuse over offers from Arizona State, Baylor, Missouri and UCF, among others.

PERSONAL

Steven Saderrick Linton ... born in Dublin, Georgia, to parents Gerrard Sinkfield and Amy Linton ... one of five children ... was a sociology major during his time at Syracuse ... will major in university studies at Texas Tech.

PARTICIPATION	2019*	2020*	2021*	2022*	CAREER
GP/GS	3/0	8/1	7/0	11/1	29/2

* indicates seasons at Syracuse

TACKLES	GP	UA	A	Total	TFL	Yds	PD	FF	FR	Blkd	QBH
2019 (SU)	3	0	2	2	0.0	0	0	0	0	0	0
2020 (SU)	8	11	4	15	0.5	2	0	0	1	0	2
2021 (SU)	7	4	3	7	2.0	2	1	0	0	0	1
2022 (SU)	11	11	11	22	6.0	37	0	1	2	0	4
TOTALS	29	26	20	46	8.5	41	1	1	3	0	7

SACKS	GP	UA	A	Total	Yds
2019 (SU)	3	0	0	0.0	0
2020 (SU)	8	0	0	0.0	0
2021 (SU)	7	1	0	1.0	1
2022 (SU)	11	3	1	3.5	31
TOTALS	29	4	1	4.5	32

2022 GAME-BY-GAME STATS (@ SYRACUSE)

Opponent	GS	UA	A	TOT	SACKS-YDS	TFL-YDS	FF	FR	INT	QBH	
Louisville	3	3	6	10-3	2.0-6	1	1	0	0	0	
at UConn	*	1	0	1	0.0-0	0.0-0	0	0	0	0	
Purdue	1	1	2	0.0-0	0.0-0	0	0	0	0	0	
Virginia	1	0	1	0.0-0	1.0-1	0	0	0	1	1	
Wagner	1	1	2	1.5-17	1.5-17	0	0	0	0	0	
NC State	0	0	0	0.0-0	0.0-0	0	0	0	0	0	
at Clemson	1	2	3	1.0-11	1.0-11	0	0	0	0	0	
Notre Dame	1	1	2	0.0-0	0.5-2	0	0	0	2	2	
at Pittsburgh	DNP										
Florida State	0	0	0	0.0-0	0.0-0	0	0	0	0	0	
at Wake Forest	1	3	4	0.0-0	0.0-0	0	0	0	1	1	
at Boston College	1	0	1	0.0-0	0.0-0	0	1	0	0	0	
vs. Minnesota	DNP										
Totals	11	11	22	3.5-31	6.0-37	1	2	0	4	4	



A.J. McCarty

DB | 6-0 | 190 | Jr. | 4th Yr. (1st at Tech)
Brownwood, Texas | Brownwood | Baylor
Career Games: 29 / Career Starts: 2

19

YEARS OF ELIGIBILITY ENTERING SEASON: 2 | REDSHIRT AVAILABLE: YES

PRIOR TO TECH

Transferred to Texas Tech during the summer of 2023 following three seasons at Baylor ... experienced player joining Red Raider program having played in 29 career games ... utilized redshirt season during first year on the Bears' campus despite seeing action in three contests ... **2022 (SOPHOMORE)**: played in all 13 games with two starts at cornerback ... made 37 tackles, with one going for a loss, adding an interception and breaking up three passes ... made season debut with two tackles and a pass break-up vs. UAlbany in the season opener ... had two tackles at No. 21 BYU ... made six stops vs. Texas State and a season-high nine tackles at Iowa State ... broke up a pass and had two tackles in a win over Kansas ... made four tackles, broke up a pass, and returned an interception 18 yards for a TD in a 45-17 win against Texas Tech ... had three stops vs. Oklahoma, one vs. No. 19 Kansas State and three vs. No. 4 TCU ... had a tackle at No. 23 Texas and four stops in the Armed Forces Bowl vs. Air Force. ... **2021 (REDSHIRT FRESHMAN)**: saw action in 13 games ... played but did not record a stat in the season opener at Texas State (9/4) ... had a pass breakup against Texas Southern (9/11) ... had a solo tackle at Kansas (9/18) ... tallied one tackle against Iowa State (9/25) ... played but did not record a stat at Oklahoma State (10/2), West Virginia (10/9) ... did not play against BYU (10/16) ... played but did not record a stat against Texas (10/30), at TCU (11/6), vs. Oklahoma (11/13), at Kansas State (11/20), vs. Texas Tech (11/27) and vs. Oklahoma State (12/4) ... had one tackle in the Sugar Bowl against Ole Miss (1/1) ... **2020 (FRESHMAN)**: redshirted ... played in the final three games of the season on special teams ... made his first career tackle in the season finale against Oklahoma State (12/12).

HIGH SCHOOL

All-around contributor at Brownwood High School under coach Sammy Burnett ... helped team to 11-2 record and third round of playoffs ... three-time All-District honoree ... 44 receptions for 1,037 yards and 11 touchdowns as a senior ... also had 46 tackles and one interception with six breakups ... scored 25 touchdowns during his high school career ... selected to the THSCA Academic All-State team ... had 50 receptions for 757 yards and five scores in 2018 ... was a First-Team All-District selection at slot WR as a junior ... owned 40 receptions for 792 receiving yards with nine touchdowns as a sophomore in 2017 ... named the District 3-4A-1 Newcomer of the Year as a sophomore ... had a Dave Campbell Texas Football ranking of No. 101 in Texas ... No. 11 athlete in the state ... DCTF Top 2020 athlete pick ... ranked by 247Sports as No. 100 in Texas ... ESPN's No. 127 prospect in Texas ... four-sport athlete ... earned All-District honors in football, basketball and baseball ... won 2019 4A state triple jump title with a mark of 47-6.

PERSONAL

Son of Adonis and Melissa McCarty ... has one brother, Quinten ... will major in utility studies at Texas Tech.

PARTICIPATION	2020*	2021*	2022*	CAREER
GP/GS	3/0	13/0	13/2	29/2

* indicates seasons at Baylor

TACKLES	GP	UA	A	Total	TFL	Yds	PD	FF	FR	Blkd	INT
2020 (BYU)	3	0	1	1	0.0	0	0	0	0	0	0
2021 (BYU)	13	3	0	3	0.0	0	1	0	0	0	0
2022 (BYU)	13	31	6	37	1.0	1	4	0	0	0	1
TOTALS	27	34	7	41	1.0	1	5	0	0	0	1



DRAE McCray

WR | 5-9 | 185 | Jr. | 3rd Yr. (1st at Tech)
Tallahassee, Fla. | North Florida Christian | Austin Peay
Career Games: 22 / Career Starts: 22

10

YEARS OF ELIGIBILITY ENTERING SEASON: 2 | REDSHIRT AVAILABLE: YES

PRIOR TO TEXAS TECH

Transferred to Texas Tech after two years at Austin Peay (FCS) ... will have two years of eligibility remaining with the Red Raiders (plus an available redshirt) ... started in all 22 games of his Austin Peay career ... one of the top wide receivers at the FCS level after catching 129 passes for 1,888 yards and 17 touchdowns in only two seasons ... two-time All-Conference honoree as Austin Peay played in the Ohio Valley his freshman season and then the Atlantic Sun his sophomore campaign ... departed as the school's all-time leader in receiving yards per game (85.8), snapping the previous mark by Harold Roberts from 1967-70 ... also ranked tied for fifth all-time in career touchdown receptions, seventh in career receiving yards and 10th in career receptions in the Austin Peay record book ... recorded at least 100 receiving yards in six different games during his career, all of which resulted in Austin Peay wins ... also notched five multi-touchdown games, including three during his 2022 sophomore campaign ... was the only sophomore at the FCS level with at least 1,800 career receiving yards following the 2022 season ... known for his speed as the Governors used multiple ways to give him the ball with 13 carries for 55 yards during his two seasons as well as nine kick returns for 162 yards (18.0 yard average) and one punt return for 39 yards ... wore the No. 10 jersey with the Governors, the same number he will use as a Red Raider ... **2022 SEASON (SOPHOMORE)**: garnered first team All-Atlantic Sun honors after becoming the first 1,000-yard receiver in Austin Peay history ... led the Atlantic Sun and ranked 16th in the FCS with 1,021 receiving yards ... was also the league leader for receiving yards per game (92.8) as well as receptions per game (6.9) and also ranked second for receiving touchdowns (9), sixth in all-purpose yards per game (102.6), seventh for total touchdowns (7) and ninth for yards per reception (13.4) ... was tabbed as a Sophomore All-American by HERO Sports ... recorded at least 90 receiving yards in seven of Austin Peay's 11 games on the season, including four 100-yard performances ... caught at least five passes in all but one of those contests as well ... reached the 100-yard mark against the likes of Presbyterian (9/3), Mississippi Valley State (9/10), Murray State (10/15) and North Alabama (11/5) ... had seven catches in each of the first two games of the season, resulting in 90 yards and two touchdowns at Western Kentucky (8/27) and then 113 yards versus Presbyterian ... hauled in 10 catches for the first time in his career the next week against Mississippi Valley, finishing with 158 yards and two touchdowns through the air ... set a new season high with 166 receiving yards on only five catches versus Murray State, two of which were for touchdowns ... hauled in a 72-yard touchdown in that game, which marked the second-longest reception of his career ... had five grabs for 106 yards and a touchdown at North Alabama for his final 100-yard outing of the year ... on the receiving end of at least 10 catches in each of the final two games of the season at Kennesaw State (11/12) and Alabama (11/19) ... had 10 catches for 95 yards versus Kennesaw State before ending his Austin Peay career with an impressive 12 receptions for 92 yards against the nationally-ranked Crimson Tide ... named a team captain prior to the start of the season ... recognized for his work in the classroom at the end of the season as part of the Academic All-District team put together by the College Sports Communicators (CSC) and the Athletic Director's honor roll ... **2021 SEASON (FRESHMAN)**: put together quite the debut season after leading the Governors with 53 receptions for 882 yards and eight touchdowns over 11 games ... earned first team All-Ohio Valley Conference honors and was tabbed to the league's All-Newcomer team ... recognized at the national level as a first team Freshman All-America by HERO Sports ... led the Governors in receptions, receiving yards, all-purpose yards and receiving touchdowns ... recorded at least 70 receiving yards in six different games, including each of the first three on the year ... hit the 100-yard mark for the first time in his career late in the season with six catches for 137 yards and two touchdowns against Eastern Illinois (11/6) ... marked the first multi-touchdown outing of his career too ... followed that performance by finding the end zone via special teams the next week with a 39-yard punt return for a touchdown at Tennessee State (11/13) ... returned six kicks on the year as well for 108 yards with a long of 27 yards ... wrapped the season with one of the top performances in school history, catching seven passes for 237 yards and four touchdowns ... marked the second-best single-game performance in both Austin Peay and OVC history ... was also the third-highest single-game total in the FCS on the season and the most by a FCS freshman ... his four receiving touchdowns, meanwhile, matched the Austin Peay single-game record.

HIGH SCHOOL

Attended North Florida Christian School in his hometown of Tallahassee, Fla. ... was a four-year letterwinner for the Eagles ... was an all-purpose back at the prep level before transitioning to a wide receiver at the collegiate level ... rushed for 794 yards and 12 touchdowns on only 69 carries as a senior in 2020, while also catching 20 passes for 329 yards and five more scores ... added 298 yards on kickoff returns and two touchdowns as one of the top all-purpose players in the state ... closed his prep career with 4,358 all-purpose yards (1,274 rushing, 1,745 receiving, 1,076 kick return yards, 101 punt return yards, 162 interception return yards) ... credited with 46 career touchdowns over 41 games ... was a second team All-Big Bend selection by the Tallahassee Democrat his senior year ... also a member of the school's track and field program, competing in the 100 and 200-meter dash, the 110 hurdles and the 4x100 and 4x400 relay teams ... qualified for the state meet in the 110-meter hurdles as a junior ... member of the basketball program as well, averaging 10.3 points, 5.1 rebounds, 4.3 assists and 3.4 steals per game as a senior ... ranked a three-star prospect by 247Sports as part of the 2021 class ... was the second-highest rated recruit to ever sign with Austin Peay, choosing the Governors over offers from the likes of Coastal Carolina, Buffalo, Arkansas State and Georgia Southern, among others, with interest from his hometown school in Florida State.

PERSONAL

Deandrae Reshard McCray ... son of Gabrielle Brown and Reshard McCray... has three siblings: Thomas, Trinity and Raiwyn ... was an information assurance and security major at Austin Peay ... will major in university studies at Texas Tech.

CAREER STATS

PARTICIPATION	2021	2022	CAREER	
GP/GS	11/11	11/11	22/22	

* indicates seasons at Austin Peay

RECEIVING	G	Rec	Yds	TD	Lg	Rec/G	Avg/C	Avg/G
2021	11	53	867	8	73	4.8	16.4	78.8
2022	11	76	1,021	9	72	6.9	13.4	92.8
Totals	22	129	1,888	17	73	5.9	14.6	85.8

2022 GAME-BY-GAME

Opponent	GS	Rec	Yds	TD	Avg	LG	Rush	Yds	TD
at Western Kentucky	*	7	90	2	12.9	44	1	17	0
Presbyterian	*	7	113	0	16.1	26	1	8	0
Mississippi Valley State	*	10	158	2	15.8	36	0	0	0
at Alabama A&M	*	1	0	1.0	1	0	0	0	0
Eastern Kentucky	*	6	59	1	9.8	24	2	8	0
at Central Arkansas	*	7	73	0	10.4	34	0	0	0
Murray State	*	5	166	2	33.2	72	2	-1	0
Jacksonville State	*	6	68	1	11.3	23	4	17	0
at North Alabama	*	5	106	1	21.2	62	2	5	0
at Kennesaw State	*	10	95	0	9.5	21	0	0	0
at Alabama	*	12	92	0	7.6	32	0	0	0
Totals		76	1,021	9	13.4	72	12	54	0

2021 GAME-BY-GAME

Opponent	GS	Rec	Yds	TD	Avg	LG	Rush	Yds	TD
at Chattanooga	*	5	87	1	17.4	57	0	0	0
at Ole Miss	*	6	87	0	14.5	51	0	0	0
Moorhead State	*	5	86	0	17.2	52	0	0	0
at Eastern Kentucky	*	8	59	0	7.4	11	0	0	0
Tennessee State	*	4	40	0	10.0	22	0	0	0
Southeast Missouri	*	2	18	0	9.0	13	0	0	0
at Murray State	*	4	23	1	5.8	14	0	0	0
at UT Martin	*	2	23	0	11.5	16	0	0	0
Eastern Illinois	*	6	137	2	22.8	45	0	0	0
at Tennessee State	*	4	70	0	17.5	45	0	0	0
Tennessee Tech	*	7	237	4	33.9	73	1	1	0
Totals		53	867	8	16.4	73	1	1	0



AIDEN MEESKS

WR | 5-10 | 175 | Fr. | 1st Yr.
Rockwall, Texas | Rockwall HS

85

YEARS OF ELIGIBILITY ENTERING SEASON: 4 | REDSHIRT AVAILABLE: YES

HIGH SCHOOL

Played 33 games for Rockwall High School ... scored 22 total touch downs, three came from the ground and 19 receiving ... had 838 receiving yards in his senior year for a total of 1647 yards in his high school career ... rushed for 129 yards in his career.

PERSONAL

Aiden Meeks ... son of Vincent Meeks and Danniella Rodriguez ... brother to Ryan Meeks ... both parents attended Texas Tech University ... father played Tech football, and was the most valuable player in 2004 Holiday Bowl ... will major in university studies at Texas Tech.



DALTON MERRYMAN

OL | 6-9 | 305 | So. | 3rd Yr. (1st at Tech)
Montgomery, Texas | Montgomery HS | Blinn JC

67

YEARS OF ELIGIBILITY ENTERING SEASON: 3 | REDSHIRT AVAILABLE: NO

PRIOR TO TEXAS TECH

Arrived at Texas Tech following one sason at Blinn Junior College in Texas ... will have three seasons of eligibility remaining with the Red Raiders ... one of the final additions to Texas Tech's 2023 class after committing in June ... played in nine games as a redshirt freshman for Blinn in 2022 ... named to Dean's Scholar List following spring semester ... chose the Red Raiders over offers from Ball State, Hawaii, Florida A&M, South Florida, Missouri State, Northern Iowa and McNeese State ... previously redshirted his 2021 true freshman sason at Tarleton State.

HIGH SCHOOL

Attended Montgomery High School in his hometown of Montgomery, Texas ... honored as Lineman of the Year, first feam All-District 10-5A and first team All-Montgomery County during prep career ... played two years of varsity football ... originally signed with Tarleton State out of high school.

PERSONAL

Dalton Merryman ... son of Jeff and Melissa Merryman ... has two sisters, Bailey and Harper ... grew up in Weatherford before moving to Montgomery his sophomore year of high school ... has not declared a major at Texas Tech.



GARRETT MORPHIS

OL | 6-4 | 310 | Fr. | 1st Yr.
Monticello, Ark. | Waco Midway HS

77

YEARS OF ELIGIBILITY ENTERING SEASON: 4 | REDSHIRT AVAILABLE: YES

HIGH SCHOOL

Attended Midway High School in Waco, Texas ... provides great size as he moves to the college level ... two-year letterwinner for Midway who was a regular starter as a senior ... collected 31 pancake blocks as a senior ena route to earning honorable mention All-District 12-6A accolades ... was also recognized for his work in the classroom as an honorable mention Academic All-State selection by the THSCA ... like many other Texas Tech recruits signed by Joey McGuire and his staff, also participated in basketball while at Midway.

PERSONAL

Garrett Michael Morphis ... born in Pine Bluff, Arkansas, to parents Joe and Michelle Morphis ... has two older brothers, Zach and Layton ... hobbies include being an original song writer and playing the guitar ... a psychology major at Texas Tech.

PREVIEW

RED RAIDERS

STAFF

'22 REVIEW

HISTORY

RECORDS

TEXAS TECH



ANSEL NEDORE

OLB | 6-3 | 275 | Fr. | 1st Yr.
Round Rock, Texas | Round Rock HS

90

YEARS OF ELIGIBILITY ENTERING SEASON: 4 | REDSHIRT AVAILABLE: YES

HIGH SCHOOL

Attended Round Rock High School in the Austin area ... explosive defensive lineman who helped lead Round Rock to a pair of nine-win seasons ... played every spot along the defensive line and occasionally at tight end during prep career ... selected to the final ballot for the Whataburger Super Team presented by Dave Campbell's Texas Football as a senior ... named the District 25-6A Defensive Lineman of the Year as a junior after being credited with 57 tackles, including 11.0 for a loss and one sack ... also broke up four passes and had two fumble recoveries and one forced fumble that season ... also a member of the Round Rock track and field program, competing in the shot put and discus ... launched throws of 42-1 in the shot put and 109-4 in the discus as a junior ... tabbed a four-star prospect by ON3.com and a three-star signee by the likes of 247Sports, Rivals and ESPN ... ranked 36th among defensive linemen nationally by ON3 and as the No. 57 player in the state of Texas ... rated the No. 39 defensive tackle in the country by Rivals and at No. 43 by ESPN ... listed as the No. 53 prospect in the state of Texas by Dave Campbell's Texas Football ... **CHOSE TEXAS TECH OVER:** Baylor, Colorado, Houston, SMU, TCU, Texas and UTSA.

PERSONAL

Ansel Tseh Nedore ... goes by the nickname "Ans" ... born in Cincinnati, Ohio, to parents Thomas and Brenda Kamanela ... has not declared a major at Texas Tech.



MARCUS RAMON-EDWARDS

DB | 6-3 | 210 | Fr. | 1st Yr.
Lubbock, Texas | Trinity Christian HS

20

YEARS OF ELIGIBILITY ENTERING SEASON: 4 | REDSHIRT AVAILABLE: YES

HIGH SCHOOL

Local product out of Trinity High School in Lubbock ... three-year letterwinner for the Lions as a standout at running back and in the secondary ... projects to play in the secondary for the Red Raiders ... was a first team TAPPS All-State honoree at running back as a senior and a second team honoree in the secondary ... named the MVP on the All-TAPPS Division III District 1 postseason teams for both his junior and senior seasons ... was a first team honoree as both a running back and defensive back ... rushed for 1,778 yards and 27 touchdowns as a junior en route to leading the Lions to the TAPPS Division III state title game ... was the first state championship appearance in school history ... followed by pushing the Lions to the state semifinals his senior season after totaling 1,541 rushing yards and 31 touchdowns ... named to the Lone Star Varsity Super Team as a first team selection by the Lubbock Avalanche-Journal ... two-sport athlete as a standout for the Runnin' Lions basketball program ... known as one of the most athletic athletes on the court with an array of high-flying dunks during prep career ... helped push the Runnin' Lions to the state semifinals as a junior ... tabbed the district Defensive Player of the Year twice in his career ... two-time second team All-State honoree ... consensus three-star prospect by the likes of 247Sports, Rivals, ESPN and ON3.com ... listed as the No. 55 safety prospect in the county by ON3 and the No. 115 player in the state of Texas ... ranked 83rd among safeties nationally by 247Sports.

PERSONAL

Marcus Jeremiyah Ramon-Edwards ... born in Abilene, Texas, to parents Marcus and Teanequa Ramon ... oldest of three siblings - Javion and Jayden ... had a cousin who played football collegiately at Colorado State ... has not declared a major at Texas Tech.



BRAYLON RIGBY

DL | 6-2 | 295 | Fr. | 1st Yr.
Woodville, Texas | Woodville HS

94

YEARS OF ELIGIBILITY ENTERING SEASON: 4 | REDSHIRT AVAILABLE: YES

HIGH SCHOOL

Attended Woodville High School in his hometown of Woodville, Texas ... two-way starter who helped push Woodville to the area round of the Class 3A Division I playoffs each of his final two seasons ... four-year varsity letterwinner ... tallied 61 tackles, including 15.0 for a loss and 3.0 sacks, en route to being named the District 10-3A Defensive Lineman of the Year as a junior in 2021 ... led Woodville to a 7-4 record that season ... tabbed the District 9-3A MVP following his senior season after a 9-3 record ... posted 79 tackles, 17 tackles for loss, 3.0 sacks and an interception during final prep season ... also got his hands on four kicks for key blocks ... previously recognized on the All-District 10-3A second team as only a sophomore ... consensus three-star prospect by the likes of 247Sports, Rivals, ESPN and ON3.com ... tabbed the No. 53 defensive tackle in the country by ESPN for the 2023 class ... **CHOSE TEXAS TECH OVER:** Kansas State, Louisiana-Lafayette and Washington State.

PERSONAL

Braylon Isaac Rigby ... son of Charity Rigby ... a kinesiology at Texas Tech.



JORDAN SANFORD

DB | 6-0 | 195 | Fr. | 1st Yr.
Arlington, Texas | Mansfield Timberview HS

28

YEARS OF ELIGIBILITY ENTERING SEASON: 4 | REDSHIRT AVAILABLE: YES

HIGH SCHOOL

Attended Mansfield Timberview High School in the Dallas-Fort Worth metroplex ... will bring great speed to the Red Raider secondary ... helped push Timberview to a district title and an appearance in the Class 5A Division I regional finals his senior season following an impressive 13-1 record ... the Wolves previously advanced to the regional semifinals of the Division II playoffs his junior year ... totaled 102 tackles, five interceptions and 3.0 tackles for loss over his two-year career ... garnered first team All-District 5-5A honors as a senior ... was previously an honorable mention All-District selection as a junior in 2021 ... credited with 34 tackles, seven pass breakups and two interceptions as a junior to go along with a tackle for loss and a forced fumble ... part of a Timberview secondary that also featured a member of Texas Tech's 2022 signing class in Landon Hullaby ... key member of the Timberview track and field program as well as one of the fastest athletes in the state ... clocked as low as 10.55 seconds in the 100 meters and 21.74 in the 200 meters his junior year ... advanced all the way to the Class 5A state meet that spring, finishing seventh overall in the 100 meters and sixth as part of the 400-meter relay ... consensus four-star prospect by the likes of 247Sports, Rivals, ESPN and ON3.com ... among the top-100 recruits in Texas by all four publications as well ... ESPN300 member at No. 230 among all recruits nationally ... ranked 19th nationally among cornerbacks by Rivals and No. 50 among recruits in the state of Texas ... was No. 21 among corners by ON3, No. 24 by 247Sports and No. 32 by ESPN ... listed as high as No. 36 among state of Texas recruits by both ON3 and ESPN ... ranked as the No. 20 recruit in the DFW area and the fourth-best safety according to the Dallas Morning News ... received scholarship offers from more than 20 schools ... **CHOSE TEXAS TECH OVER:** Arizona State, Arkansas, Colorado, Indiana, Louisville, Michigan, Minnesota, Nebraska, Northwestern, Oklahoma State, Rice, SMU, TCU, Utah, Vanderbilt and Washington.

PERSONAL

Jordan Mason-Alexander Sanford ... born in Port Arthur, Texas, to his mother Alison Sanford ... will major in psychology at Texas Tech.



DYLAN SHAW

OL | 6-4 | 310 | Fr. | 1st Yr.
Corpus Christi, Texas | Flour Bluff HS

63

YEARS OF ELIGIBILITY ENTERING SEASON: 4 | REDSHIRT AVAILABLE: YES

HIGH SCHOOL

Attended Flour Bluff High School in his hometown of Corpus Christi, Texas ... key member of one of the top teams in the state of Texas his senior year ... helped push Flour Bluff to the Class 5A Division II regional finals his senior year ... tabbed the District 15-5A Offensive Lineman of the Year his senior year and a first team All-District 15-5A honoree as a junior ... was an honorable mention All-State selection by the Texas Sports Writers Association his junior year ... three-year letterwinner, earning honorable mention All-District 15-5A accolades as only a sophomore ... recorded more than 150 pancake blocks over his collegiate career ... used his athleticism to catch a pass for 19 yards his senior season as well ... saw action on the defensive side of the ball as an extra defensive tackle throughout prep career ... recognized for his work in the classroom as an Academic All-District selection his junior and sophomore years ... standout for the track and field program, competing in both the shot put and discus ... considered a three-star prospect by the likes of 247Sports, Rivals, ESPN and DN3.com ... one of the top-100 recruits in Texas in lists compiled by 247Sports, Rivals, ESPN ... ranked as high as the No. 37 offensive guard in the country by ESPN ... tabbed the No. 48 interior offensive lineman in the nation by 247Sports and the No. 89 player in Texas ... ranked as the No. 55 offensive tackle nationally by Rivals and the No. 94 recruit in Texas ... **CHOSE TEXAS TECH OVER:** UTSA and Sam Houston State.

PERSONAL

Dylan Michael Shaw ... born in Corpus Christi, Texas, to parents Michael and Noemi Shaw ... youngest of three siblings - Stephan Gonzalez and Logan Shaw ... sister, Logan, was previously a soccer student-athlete at Texas A&M-Corpus Christi ... has yet to declare a major at Texas Tech.



DANIEL SILL

OL | 6-5 | 305 | Fr. | 1st Yr.
College Station, Texas | A&M Consolidated HS

74

YEARS OF ELIGIBILITY ENTERING SEASON: 4 | REDSHIRT AVAILABLE: YES

HIGH SCHOOL

Attended A&M Consolidated High School in his hometown of College Station, Texas ... started at both tackle spots during high school career ... helped push A&M Consolidated to a 9-3 record and an appearance in the area round of the Class 5A Division I playoffs as a senior ... garnered first team All-District 11-5A accolades as a senior ... named to the final ballot for the Whataburger Super Team presented by Dave Campbell's Texas Football for 2022 ... previously recognized as a first team All-District 10-5A honoree as a junior after pushing A&M Consolidated to Class 5A Division II regional semifinals ... recognized for his work in the classroom as a second team Academic All-State honoree by the THSCA ... was an Academic All-District selection as a junior and a member of the National Honor Society ... rated a four-star recruit by DN3.com, ranking 15th nationally among offensive tackles and No. 39 among players from the state of Texas ... considered a three-star prospect by the likes of 247Sports, Rivals and ESPN ... listed at No. 58 among offensive tackles in the country by ESPN and No. 92 among Texas prospects ... tabbed the No. 75 offensive tackle in the country by both 247Sports and Rivals ... **CHOSE TEXAS TECH OVER:** Baylor, Rice, Stanford, Utah and Washington State.

PERSONAL

Daniel Robert Sill ... born in Fort Bragg, North Carolina, to parents Scott Sill and Kelly Colleen McDonald ... has two siblings, Oliver and Elizabeth ... a finance major at Texas Tech.



DYLAN SPENCER

OLB | 6-5 | 245 | Fr. | 1st Yr.
Orange, Texas | C.E. King HS

19

YEARS OF ELIGIBILITY ENTERING SEASON: 4 | REDSHIRT AVAILABLE: YES

HIGH SCHOOL

Attended C.E. King High School in the Houston area ... consistently in the backfield the past two seasons one for one of the top programs in East Texas ... helped push the Panthers all the way to the Class 6A Division II regional finals his senior year ... school combined for 19 wins his two seasons with an appearance in the regional semifinals his junior year in 2021 ... totaled 75 tackles, including 20.0 for a loss and 9.0 sacks, as a senior to go along with an impressive 33 quarterback hurries as a senior ... previously recorded 32 tackles, including 11.0 for a loss and 8.0 sacks, as a junior ... also had two forced fumbles and a fumble recovery that went for a touchdown that season ... garnered honorable mention All-District 21-6A accolades as a junior and is still waiting district honors for his senior year ... listed as a four-star prospect by both ESPN and DN3.com and a three-star recruit by 247Sports and Rivals ... among the top-100 recruits in the state of Texas by all four publications ... member of the ESPN300 at No. 168 overall ... ranked by ESPN as the No. 25 defensive end in the 2023 class and the No. 28 player from the state of Texas ... was also 44th among defensive ends nationally by DN3 and No. 60 among Texas recruits ... committed to Texas Tech two days prior to the start of the early signing period ... **CHOSE TEXAS TECH OVER:** Texas, Arizona State, Baylor, Houston, LSU, SMU, Texas A&M and USC.

PERSONAL

Dylan Spencer ... son of Chernita Brown ... brother of Alexander, Devin and Jonita ... hobbies include playing video games, fishing and hunting ... multi-sport athlete in high school, basketball, track and football ... has not declared a major at Texas Tech.



RUSTY STAATS

OL | 6-5 | 320 | S-Sr. | 6th Yr. (1st at Tech)
Watertown, Tenn. | Watertown HS | Western Kentucky
Career Games: 45 / Career Starts: 27

53

YEARS OF ELIGIBILITY ENTERING SEASON: 1 | REDSHIRT AVAILABLE: NO

PRIOR TO TEXAS TECH

Signed with Texas Tech with one season of eligibility ... previously starred at Western Kentucky where he was coached by current Texas Tech offensive coordinator Zach Kittley and offensive line coach Stephen Hamby in 2021 ... appeared in 45 games for the Hilltoppers with 27 starts, all in the past two years ... was Western Kentucky's primary starter at center ... tabbed an honorable mention All-Conference USA selection each of his final two seasons ... helped push Western Kentucky to a pair of nine win seasons and two bowl victories ... **2022 SEASON (SENIOR):** started in all 14 games for the Hilltoppers ... allowed only one sack over 651 opportunities, according to Pro Football Focus ... credited with only one quarterback hit allowed as well as seven quarterback hurries and nine quarterback pressures ... led the FBS, as of Dec. 22, for most pressure opportunities ... ranked tied for seventh among centers nationally in pass blocking efficiency according to PFF ... credited with being in on 1,039 plays offensively and another 79 on the field goal protection unit ... honorable mention All-Conference USA selection ... tabbed to the Rimington Trophy watch list prior to the season ... **2021 SEASON: (JUNIOR):** started and played in 13-of-14 games, missing only the Boca Raton Bowl victory over Appalachian State ... anchored an offensive line that protected Bailey Zappe on his way to setting the NCAA FBS records for single-season passing yards and passing touchdowns ... unit only allowed 17 sacks on the season, which ranked 12th in the FBS and second in Conference USA ... collected honorable mention All-CUSA honors by conference coaches and second team accolades by Pro Football Focus ... **2020 SEASON (SOPHOMORE):** appeared in seven games with 46 offensive snaps as an interior offensive lineman ... saw action on multiple special teams units ... **2019 SEASON (REDSHIRT FRESHMAN):** appeared in 11 of 13 games, playing a total of 15 offensive snaps as a redshirt freshman ... majority of offensive snaps came in blowout wins at Arkansas and Southern Miss ... **2018 SEASON (FRESHMAN):** redshirt season.

HIGH SCHOOL

Attended Watertown High School in his hometown of Watertown, Tenn. ... four-year starter for the Purple Tigers ... helped team to an 8-3 record his senior year and a second-place finish in Region 4-2A ... was an All-Region 4-2A honoree that season ... tabbed a Class 2A semifinalist for the Mr. Football Award in Tennessee his senior year ... originally committed to Navy as part of 2017 class and spent one year at the prep school before enrolling at Western Kentucky.

PERSONAL

Rusty Staats ... son of Don and Penny Staats ... younger brother of Colton, Amber and Bobbi ... hobbies include fishing, video games, being with friends and going to the movies ... father attended the University of Ottawa ... multi-sport athlete in high school, football and basketball ... seeking a graduate degree in interdisciplinary studies at Texas Tech.



MACHO STEVENSON

DB | 6-1 | 190 | Fr. | 1st Yr.
Shreveport, La. | Captain Shreve HS

16

YEARS OF ELIGIBILITY ENTERING SEASON: 4 | REDSHIRT AVAILABLE: YES

HIGH SCHOOL

Attended Captain Shreve High School in Shreveport, La. ... boasts blazing speed that will benefit him at the college level ... played primarily at wide receiver in high school but will transition to the secondary with the Red Raiders ... helped push the Gators to a 10-2 season as a junior in 2021 and a second round appearance in the LHSAA Class 5A playoffs ... caught nine passes for 262 yards and five touchdowns that season over nine games ... team advanced to the second round of the playoffs again as a senior ... another Texas Tech signee who stars in track and field as well ... clocked as low as 6.94 in the 60 meters, 10.59 in the 100 meters, 21.51 in the 200 meters and 47.18 in the 400 meters ... won the state title in the 400 meters, both indoors and outdoors, as a junior ... was the state runner-up at the 5A level in the 100 meters that same year ... advanced to the state meet as a sophomore as well, finishing third in the 400 meters ... member of the basketball program as well ... consensus three-star prospect by the likes of 247Sports, Rivals, ESPN and ON3.com ... listed as the No. 58 cornerback in the country and the No. 19 recruit from the state of Louisiana by 247Sports ... ranked 52nd among cornerbacks nationally by ON3 and at No. 20 among Louisiana recruits ... tabbed the No. 25 recruit in Louisiana by ESPN ... **CHOOSE TEXAS TECH OVER:** Indiana, Louisiana Tech, Mississippi State, Oklahoma State, UTSA and others.

PERSONAL

Marquez Stevenson ... goes by the nickname "Macho" ... son of Marcus and Alecia Stevenson ... one of nine children ... a kinesiology major at Texas Tech.



JAKE STRONG

QB | 6-1 | 210 | Fr. | 1st Yr.
Justin, Texas | Northwest HS

17

YEARS OF ELIGIBILITY ENTERING SEASON: 4 | REDSHIRT AVAILABLE: YES

HIGH SCHOOL

Attended Northwest High School in Justin, Texas ... one of the top quarterback prospects in the state of Texas ... set the Northwest school records for career passing yards (6,688), passing touchdowns (82), total yards (8,284) and total touchdowns (100) during his career ... helped lead the Texans to the Class 5A Division I playoffs in each of his four varsity seasons, including the District 3-5A Division I title in 2021 ... was the first district title at the 5A level in school history ... threw for 2,002 yards and 23 touchdowns his senior year alone ... totaled at least 2,000 passing yards in each of his three seasons as the varsity starter ... demonstrated throughout prep career his ability with his legs, totaling 1,508 rushing yards and 18 touchdowns over his four seasons ... named to the ballot for the Whataburger Super Team presented by Dave Campbell's Texas Football as a senior ... tabbed the District 3-5A Division I MVP via unanimous selection as a junior in 2021 ... was previously the District 3-5A Newcomer of the Year in 2020 as only a sophomore ... also tabbed the All-Area Offensive Newcomer of the Year that same year by the Fort Worth Star-Telegram ... recognized for work in the

classroom as well as a first team Academic All-State selection by the Texas High School Coaches Association (THSCA) as a senior ... member of the National Honor Society and the Academic All-District teams his sophomore and junior seasons ... competed for the Northwest track and field program in addition to football ... rated a four-star prospect by ESPN and a three-star recruit by 247Sports, Rivals and ON3.com ... considered the No. 15 pocket passer quarterback in the country by ESPN and the No. 68 player in the state of Texas ... Rivals listed him as its No. 23 pro-style quarterback in the 2023 class ... listed as the No. 34 quarterback in the country by 247Sports ... **CHOOSE TEXAS TECH OVER:** Kansas State, Penn State, Auburn, Louisville, Indiana, Cincinnati, Boise State, Colorado State, Florida, Houston, SMU, Georgia Tech and TCU.

PERSONAL

Jacob Dean Strong ... born in Ocoee, Florida, to parents Dean and Staci Strong ... youngest of three siblings with older sisters, Hannah and Allison ... naturally ambidextrous as he throws right-handed but utilizes his left hand for most other tasks such as eating and writing ... majoring in finance & accounting at Texas Tech.



MILES THOMPSON

DB | 5-11 | 175 | Fr. | 1st Yr.
Cedar Rapids, Iowa | Washington HS

30

YEARS OF ELIGIBILITY ENTERING SEASON: 4 | REDSHIRT AVAILABLE: YES

HIGH SCHOOL

Attended George Washington High School in Cedar Rapids, Iowa ... speed burner who will focus primarily in the secondary at the collegiate level ... easily among the fastest recruits not only in his native state of Iowa but the entire country ... clocked as low as 10.53 in the 100 meters and 21.65 in the 200 meters ... garnered honorable mention All-Metro and All-District honors as a junior for George Washington ... helped lead George Washington to a 5-4 regular-season record and a playoff appearance that season ... consensus three-star prospect by the likes of 247Sports, Rivals, ESPN and ON3.com ... ranked as the No. 91 cornerback in the country by ON3 ... listed as the No. 23 prospect in the state of Iowa by 247Sports ... **CHOOSE TEXAS TECH OVER:** Northern Illinois and Iowa.

PERSONAL

Miles Thompson ... Son of Kristyn Barber and Andre Thompson ... one of seven siblings ... was a dual sport athlete in high school, track ... majoring in sports management at Texas Tech.



TERRELL TILTON

OLB | 6-5 | 230 | R-So. | 3rd Yr. (1st at Tech)
Mansfield, Texas | Timberview HS | Oregon
Career Games: 15 / Career Starts: 0

45

YEARS OF ELIGIBILITY ENTERING SEASON: 3 | REDSHIRT AVAILABLE: YES

PRIOR TO TEXAS TECH

Transferred to Texas Tech prior to the 2023 spring season after two seasons at Oregon ... will have three years of eligibility remaining as a Red Raider after playing in 15 games as a Duck ... bounced between both sides of the ball during his Oregon tenure, starting as an outside linebacker as a true freshman before transitioning to the tight end room as a sophomore ... will return to his natural position as an outside linebacker with the Red Raiders ... credited with five tackles at Oregon, which all came during his 2021 true freshman season ... previously played the 2021 season as an outside linebacker under Tim DeRuyter, who was Oregon's defensive coordinator that season ... **2022 SEASON (SOPHOMORE):** redshirt season ... appeared in only one game, which came against Eastern Washington (9/10) ... entered the transfer portal immediately following the season ... **2021 SEASON (FRESHMAN):** saw action in all 14 games as a true freshman, primarily on special teams ... credited with playing in 190 snaps with 184 coming on special teams and the other six on defense ... totaled five tackles overall, including a career-high three versus Stony Brook (9/18) ... other two tackles came against Arizona (9/25) and Utah (11/20) during Pac-12 play.

HIGH SCHOOL

Attended Mansfield Timberview High School in the Dallas-Fort Worth metroplex ... three-year letterwinner for the Wolves ... helped push Timberview to an 8-1 record

and a Class 5A playoff appearance as a senior ... was an honorable mention All-State honoree that season by the Texas Sports Writers Association (TSWA) and was tabbed the District 5-5A Division II Defensive Player of the Year ... named a finalist for Sports Illustrated All-America honors ... compiled 12.5 sacks and 15 quarterback hurries as a senior to also earn second team All-Area honors by Dallas Morning News ... previously recorded 33 tackles, 11.0 tackles for loss and 5.0 sacks to go along with a pair of forced fumbles as a junior in 2019 ... finished with a tackle for loss in each of the final six games of that season ... recorded 31 tackles and 5.0 sacks as a sophomore in 2018 to go along with two fumble recoveries ... also a track and field standout, competing in the hurdles and triple jump ... crowned the District 5-5A champion in the 110-meter hurdles as a sophomore ... was a regional qualifier throughout prep career ... considered a consensus three-star prospect by the likes of ESPN, 247Sports and Rivals as part of the 2021 class ... listed as the No. 25 weakside defensive end in his class by Rivals and the No. 61 recruit from the state of Texas ... ranked as the No. 30 edge rusher in the country and the No. 70 prospect from Texas by 247Sports ... top-five weakside defensive end in the state of Texas by both Rivals and 247Sports, ranking at No. 4 by both publications ... rated at No. 28 in the Dallas Morning News' top-50 area recruits ... received an offer from Texas Tech coming out of high school before signing with Oregon ... chose the Ducks over other offers from the likes of Arizona, Arizona State, Baylor, Colorado, Kansas, Kansas State, Minnesota, Utah and Washington State, among others.

PERSONAL

Terrell Tilmon ... son of Stevie and Cashawna Tilmon ... has one brother, Nathan ... hobbies include playing Madden and drawing ... a university studies major at Texas Tech.



KELBY VALSIN

WR | 6-1 | 195 | Fr. | 1st. Yr.
Arlington, Texas | Bowie HS

87

YEARS OF ELIGIBILITY ENTERING SEASON: 4 | REDSHIRT AVAILABLE: YES

HIGH SCHOOL

Attended Bowie High School in his hometown of Arlington, Texas ... one of the top wide receiver prospects in the state of Texas over his two varsity seasons despite not playing football until his junior year ... caught more than 100 passes as a 2,000-yard receiver over his career to garner first team All-District 8-6A accolades each of his two seasons ... was an unanimous first team selection his senior year after hauling in 57 catches for 1,148 yards and 10 touchdowns ... totaled 18 receiving touchdowns for his career ... led the district in receptions, receiving yards and touchdowns each of his two seasons ... helped push Bowie to an appearance in the Class 6A Division II playoffs as a senior ... caught 49 passes for 831 yards and eight touchdowns as a junior ... recognized for his work in the classroom as an honorable mention Academic All-State honoree as a senior by the THSCA ... tabbed to the Academic All-District first team as well ... also a standout on the hardwood as a three-year letterwinner for the basketball program ... originally set sights on playing basketball at collegiate level before joining the football program as a junior ... two-year captain for the Pirates, earning first team All-District 8-6A honors as a junior ... received scholarship offers from more than 30 schools across the country ... considered a three-star prospect by the likes of 247Sports, Rivals, ESPN and ON3.com ... listed as one of the top-100 recruits in Texas by both Rivals and ON3 ... the No. 67 wide receiver in the country by Rivals and the No. 91 recruit in the state of Texas ... was No. 70 among wide receivers and No. 92 in Texas by ON3 ... **CHOSE TEXAS TECH OVER:** Stanford, Cal, Vanderbilt, Boston College, Memphis, Utah, SMU, TCU, Oregon State, Kansas, Pittsburgh, Arkansas, Tulsa, Washington, Washington State, San Diego State and Texas State.

PERSONAL

Kelby Ray Valsin ... son of Jimmy Valsin Jr. and Karshena Valsin ... has two older brothers, Jimmy and Franklin ... older brother, Jimmy Valsin III, completed his redshirt freshman season as a wide receiver at Oregon State in 2022 ... a sport management major at Texas Tech.



AMIER WASHINGTON

DL | 6-2 | 275 | Fr. | 1st. Yr.
Orange, Texas | Little Cypress-Mauriceville HS

96

YEARS OF ELIGIBILITY ENTERING SEASON: 4 | REDSHIRT AVAILABLE: YES

HIGH SCHOOL

Attended Little Cypress Mauriceville High School in Orange, Texas ... three-year varsity letterwinner for the Battlin' Bears, helping push the school to two playoff appearances during prep career ... advanced all the way to the Class 4A Division I regional finals his junior year ... marked the furthest the Bears had advanced in the playoffs since 1997 ... among the most disruptive defensive linemen in the state that season, garnering first team All-District 10-4A honors in the process ... totaled 87 tackles as a junior, including 18.0 tackles for loss and nine sacks to go along with an additional 11 quarterback pressures ... named a finalist for the Willie Ray Smith Award, honoring the best defensive player in Southeast Texas as only a junior ... recognized that season as the Defensive MVP for the All-Orange Leader area teams ... wrapped senior season at 6-5 overall, helping push LCM to consecutive winning seasons for the first time since 1994-95 ... recognized as the District 10-4A Co-Defensive MVP as a senior ... previously tabbed the District 10-4A Defensive Newcomer of the Year as only a sophomore ... selected to the final ballot for the Whataburger Super Team compiled by Dave Campbell's Texas Football as a senior ... also a standout in throwing events for the track and field program ... was both the district and area champion in the shot put and discus ... consensus three-star prospect by 247Sports, Rivals, ESPN and ON3.com ... listed as the No. 60 defensive tackle in the country by ESPN ... **CHOSE TEXAS TECH OVER:** Baylor, Central Michigan and Houston.

PERSONAL

Amier Roman Washington ... goes by the nickname "Mimir" ... born in Orange, Texas, to parents Stacy Washington and Anjennetta Rigby ... has an older sister, Aariah, and an older brother, Jared ... seeking a kinesiology degree at Texas Tech.



T.J. WEST

WR | 6-1 | 195 | Fr. | 1st Yr.
Houston, Texas | Humble HS

86

YEARS OF ELIGIBILITY ENTERING SEASON: 4 | REDSHIRT AVAILABLE: YES

HIGH SCHOOL

Attended Humble High School in the Houston area ... athletic wide receiver with great speed that totaled more than 1,600 receiving yards in one of the toughest districts in Texas ... closed his senior season with 41 receptions for 685 yards and eight touchdowns ... was a second team All-District 21-6A selection as a junior and first team accolades his senior season ... also key member of the track and field program, competing in the 100 meters, 200 meters, the 400-meter and 800-meter relays ... clocked at a blistering 10.74 in the 100 meters and at 21.39 in the 200 meters ... considered a four-star prospect by Rivals and a three-star recruit by 247Sports, ESPN and ON3.com ... currently rated the second-best prospect in the Red Raiders class ... listed as the No. 51 wide receiver in the country by Rivals and the No. 65 player in the state of Texas ... tabbed the No. 78 wide receiver in the country by ESPN and among the top 100 players in the state ... also No. 58 among wide receivers nationally and the No. 71 prospect in the state of Texas by ON3 ... **CHOSE TEXAS TECH OVER:** Utah, Memphis, UTSA, Prairie View A&M.

PERSONAL

Tyrone Bernard West ... goes by the nickname "T.J." ... born in Houston to parents James Mike and Latonya Russell ... has an older sister, Triniti, and a younger sister, Dominique ... has not declared a major at Texas Tech.



ANTHONY WHITE

DB | 6-0 | 185 | Fr. | 1st Yr.
Abernathy, Texas | Abernathy HS

38

247Sports and the No. 50 prospect in the state of Texas ... was No. 25 among running backs nationally in the Rivals rankings and No. 85 among recruits in Texas ... **CHOSE TEXAS TECH OVER:** Baylor, Oregon, TCU, SMU and Tulsa.

YEARS OF ELIGIBILITY ENTERING SEASON: 4 | REDSHIRT AVAILABLE: YES

HIGH SCHOOL

Local product out of nearby Abernathy High School ... one of the top athletes in West Texas for the Antelopes as both a safety and wide receiver ... projects to play in the secondary at the college level ... missed his entire senior season due to an off-season injury ... had previously totaled 1,110 career receiving yards and 22 touchdowns up to that point as well as seven interceptions defensively ... helped push Abernathy to a 12-2 record as a junior in 2021 and an appearance in the Class 3A Division II regional finals ... that regional final was actually played at Jones AT&T Stadium ... credited with 88 tackles, including 13.0 for a loss, to go along with five interceptions, six pass breakups, two forced fumbles and two fumble recoveries that season ... also caught 44 passes for 794 yards on offense, while finding the end zone once on defense, twice on kickoff returns and another on a punt return ... was a first team All-District 4-2A selection as both a wide receiver and linebacker ... garnered honorable mention All-State accolades by the Texas Sports Writers Association (TSWA) ... also a standout on the basketball court and in track and field for the Antelopes ... was the District Newcomer of the Year as a freshman in 2020 and then a first team selection each of the next two years ... tabbed a three-star prospect by the likes of 247Sports, Rivals and ON3.com ... ranked as one of the top-100 recruits in Texas by 247Sports at No. 92 overall ... listed as the No. 31 athlete in the country by ON3 and No. 40 by 247Sports.

PERSONAL

Anthony Jay White ... born in Lubbock to parents Corey and Cindy White ... one of six siblings with an older brother, Corey White Jr., and a sister, Savannah ... has three younger siblings in Kane, Darion and Chase ... third-generation football athlete at the college level as granddad, Derrick White, starred at Oklahoma and was drafted in the sixth round of the 1988 NFL Draft by the Minnesota Vikings ... father was a football student-athlete at Eastern New Mexico University ... father was also one of his high school coaches in Abernathy ... has not declared a major at Texas Tech.



ANQUAN WILLIS

RB | 6-0 | 220 | Fr. | 1st Yr.
Wichita Falls, Texas | Rider HS

24

YEARS OF ELIGIBILITY ENTERING SEASON: 4 | REDSHIRT AVAILABLE: YES

HIGH SCHOOL


Attended Rider High School in his hometown of Wichita Falls, Texas ... four-year letterwinner for Rider, starring at both running back and defensive end ... projects to join the Red Raiders as a running back at the collegiate level ... among the top rushers in the state over his prep career ... part of one of the most-successful stretches in Rider history as the Raiders advanced the Class 5A Division II regional finals in each of his freshman, sophomore and junior seasons ... team advanced past that round once, falling a win shy of the state championship game his sophomore year in 2020 ... named an honorable mention All-District 3-5A selection as a senior after missing part of the season due to injury ... previously tabbed the District 3-5A Offensive MVP as a junior after finishing with 1,666 rushing yards and 26 touchdowns to go along with 198 receiving yards and another score ... set a Rider program record with his 26 rushing touchdowns ... recognized as a third team All-State selection at running back that season by the Texas Sports Writers Association (TSWA) ... totaled 12.0 sacks that season from his spot as an edge rusher, which ranked second in the Wichita Falls area ... voted the Wichita Falls Times-Record MVP for the 2021 season ... was a first team All-District honoree as a sophomore ... was the program's Special Teams Player of the Year as a freshman in 2019 ... closed his prep career with 2,481 rushing yards, 262 receiving yards, 50-plus tackles and 16.0 sacks over 47 games ... went viral on Twitter after a video showed him receiving an offer from head coach Joey McGuire following a playoff win ... considered a four-star prospect by 247Sports and a three-star recruit by Rivals, ESPN and ON3.com ... ranked as a top-100 recruit in the state of Texas by 247Sports, ESPN and Rivals ... listed as the No. 14 athlete in the country by

PERSONAL

Anquan Kyvon Willis ... goes by the nickname "Q" ... son of Antwone Willis and Kenyetta Richardson ... middle child with an older brother, Antwone, and a younger sister, Akylia ... lists hobbies as being a barber ... has not declared a major at Texas Tech.



**COACHING
STAFF**



JOEY MCGUIRE

Head Coach | Second Season
UT-Arlington '95

 @JoeyMcGuireTTU



If one season is any indication, the future of Texas Tech Football is bright under Joey McGuire. The 17th head coach in program history, McGuire led the Red Raiders to their best season in more than a decade in 2022, all the while energizing a fan base with a promising outlook for years to come.

McGuire pushed the Red Raiders to their 40th bowl appearance in program history after a 7-5 regular season that saw Texas Tech defeat both Texas and Oklahoma for the first time in program history, record five Big 12 wins for the first time since 2009 and finish 6-1 at home for the first time since that same year. The Red Raiders followed with a memorable 42-25 victory over Ole Miss in the TaxAct Texas Bowl, closing the season with four-straight victories for the first time since 1995.

The successful start to the McGuire era featured a fourth-place finish in the Big 12 standings, Texas Tech's highest since the league went to a 10-team format in 2011. The Red Raiders were 5-4 overall in Big 12 play, making McGuire the first head coach to notch a winning conference record (above .500) in his debut season since David McWilliams in 1986.

Add to a recruiting class that ranked in the top 25 of the country, and needless to say, Texas Tech has quickly become a Big 12 title contender in short time under McGuire.

Texas Tech's early success should come at little surprise as McGuire previously helped build a winning program at Baylor following a stellar 14-year run at Cedar Hill High School in the Dallas-Fort Worth Metroplex. McGuire, a 2020 inductee into the Texas High School Coaches Association Hall of Honor and a 2022 member of the Texas High School Football Hall of Fame, was named the 17th head coach in program history by Director of Athletics Kirby Hoccutt on Nov. 9, 2021.

McGuire, a native of Crowley in the Dallas-Fort Worth metroplex, created one of the most-memorable turnaround stories in Texas high school football history during his 14 seasons leading Cedar Hill. The Longhorns not only won at a high level under McGuire, but they transformed into one of the state's most dominant programs with its first state title in 2006 and then back-to-back state crowns in 2013 and 2014.

Cedar Hill was an impressive 141-42 during McGuire's tenure, going from an unknown to a state champion in only his fourth season as head coach. The Longhorns' dynasty featured 12-consecutive playoff appearances, nine bi-district titles and seven district crowns under McGuire, including another appearance in the state title game in 2012 where Cedar Hill fell to Katy.

McGuire's turnaround of Cedar Hill quickly placed him among the state's most

revered high school coaches as he was named the Texas Coach of the Year by MaxPreps, Dallas Morning News and Chevy Silverado in 2013. He also earned Class 5A Coach of the Year honors that season by the Texas Sports Writers Association (TSWA), Dave Campbell's Texas Football, the National Football Foundation Dallas chapter and the Padilla Poll. He garnered the honor again from the Padilla Poll in 2014. The Dallas Cowboys also honored him as the organization's high school Coach of the Year following Cedar Hill's first state title in 2006.

A two-time District Coach of the Year (2005-06), McGuire coached in all but two Under Armour All-America games during his tenure and was the head coach of the 2013 Semper Fidelis All-America Bowl, both events that feature the nation's top collegiate prospects. He was also the head coach for the north team in the 2014 Texas High School Coaches Association (THSCA) All-Star Game.

McGuire, at only the age of 31, was promoted to head coach at Cedar Hill prior to the 2003 season following six seasons as an assistant coach. Cedar Hill had not recorded a winning season in the eight years prior to his promotion, a streak he quickly ended with a 6-4 campaign in his debut. McGuire was previously an assistant coach at his alma mater, Crowley High School, during the 1995 and 1996 prior to his move to Cedar Hill.

The back-to-back state titles provided McGuire with several opportunity to depart for the collegiate level, a move he wouldn't make until after the 2016 season when Matt Rhule contacted him shortly after his hire as the new head coach at Baylor. Needing someone with extensive ties throughout the state of Texas, Rhule hired McGuire initially as his tight ends coach. The move was perfect timing for McGuire, who had remained at Cedar Hill to coach his son, Garret, for his final two seasons.

Baylor quickly turned into a Big 12 title contender within three years of McGuire's hire as the Bears finished 7-6 in only his second season on staff in 2018 after defeating Vanderbilt in the Academy Sports + Outdoors Texas Bowl. The Bears followed with one of its best seasons in school history in 2019 after opening the season with nine-straight wins en route to an appearance in the Big 12 Championship game. Oklahoma edged the Bears in overtime, sending Baylor to an appearance in the Allstate Sugar Bowl and a top-15 final ranking to close the season.

Baylor reached bowl eligibility three times with McGuire on staff and was in the midst of an eventual run to the Big 12 crown and a second appearance in the All-state Sugar Bowl when McGuire was tabbed as Texas Tech's new head coach late in the 2021 season. McGuire served as Baylor's associate head coach during each

HEAD COACH JOEY MCGUIRE

of his final three seasons as he oversaw three different position groups during his tenure: tight ends (2017-18), defensive ends (2019) and outside linebackers (2020-21).

No matter the position, McGuire's room was able to produce Baylor's top standouts as four Bears heard their names called during the NFL Draft over his tenure. That list included outside linebackers Terrel Bernard in 2022 and William Bradley-King, a seventh round selection by the Washington Football Team in 2021, as well as defensive linemen James Lynch and Bravion Roy in 2020. Lynch went in the fourth round of the 2020 draft to the Minnesota Vikings, while Roy was taken two rounds later by the Carolina Panthers. Bernard, meanwhile, was a third-round selection by the Buffalo Bills during the 2022 NFL Draft.

McGuire has a knack for developing top defensive end and outside linebacker prospects as Tyree Wilson added to his list of former pupils in the NFL following his first season at Texas Tech. Wilson, a first team All-America selection and an All-Big 12 first team honoree, was picked seventh overall by the Las Vegas Raiders, becoming the highest-drafted Red Raider defensive player in program history. In addition, Wilson matched Ring of Honor member Donny Anderson as being the second-highest drafted Red Raider in program history (all positions) and the highest in the modern era.

Baylor built a strong reputation as one of the top defensive programs in the country during McGuire's tenure, namely in 2019 when the Bears' defense featured both Lynch and Roy up front. The defensive line was possibly Baylor's most-prolific position group that season as the Bears set a program record with 46 sacks, including 13.5 from Lynch alone. Lynch departed Baylor as the Bears' single-season and career (22) sacks record holder as he was tabbed the Big 12 Defensive Player of the Year and a consensus All-American.

Following his success helping rebuild the Baylor program, Texas Tech was an ideal fit for McGuire, whose daughter, Raegan, was a recent graduate of the university. McGuire had visited Lubbock numerous times previously either to see his daughter or earlier in life when several life-long friends attended the university. McGuire likes to say he would have attended Texas Tech, himself, had he not met his wife, Debbie. He eventually earned his bachelor's degree in kinesiology from the University of Texas at Arlington in 1995. The couple has been highly-involved in the Lubbock community since their arrival, volunteering for numerous charitable organizations, including Covenant Children's Hospital and through their Women Behind the Brand clinic each August.

The couple's two children are also highly successful in their own walks of life as Garrett is in his first season as the wide receivers coach at the University of Nebraska. Garrett McGuire, at only 24 years of age, is the youngest FBS assistant coach in the nation entering the 2023 season as he previously served two seasons under Rhule as an offensive assistant with the NFL's Carolina Panthers. Prior to beginning his coaching career, Garrett was a quarterback and special teams player at Baylor, playing in six games from 2017-20 where he was a two-time Academic All-Big 12 first team honoree.

Raegan, meanwhile, is a fashion designer for AMUR in New York City. Her designs have been worn by several high-profile figures, including Natalie Biden, the granddaughter to President Joe Biden, as well as Taylor Swift on her spring 2023 Eras Tour. She and her husband, Joe Tocco, were married in May 2023.

MCGUIRE FILE

Hometown	Crowley, Texas
Education	Texas-Arlington '95 (Kinesiology)
Wife	Debbie
Children	Daughter: Raegan; Son: Garrett

COACHING HISTORY

2022-present	Texas Tech Head Coach
2020-21	Baylor Associate Head Coach (Outside Linebackers)
2019	Baylor Associate Head Coach (Defensive Ends)
2017-18	Baylor Assistant Coach (Tight Ends)
2003-16	Cedar Hill High School Head Coach
1997-02	Cedar Hill High School Assistant Coach
1995-96	Crowley High School Assistant Coach

BOWL GAMES (4)

2022	TaxAct Texas Bowl
2021	Allstate Sugar Bowl*
2019	Allstate Sugar Bowl
2018	Academy Sports + Outdoors Texas Bowl

* bowl came after he had already accepted the Texas Tech position.



▲ **CHAMPIONSHIP PEDIGREE:** McGuire built a high school dynasty during his 14 seasons as the Cedar Hill head coach, leading the Longhorns to three Class 6A Texas state titles in 2006, 2013 and 2014.



▲ **FROM CEDAR HILL TO D-1:** Over his 20 seasons at Cedar Hill, McGuire mentored an impressive 98 players who ultimately signed with NCAA Division-I programs as the Longhorns regularly boasted several of the nation's top recruits.



▲ **ALL ABOUT THE PLAYERS:** McGuire is known as a players' coach and culture builder who, in fact, has now officiated two weddings for former players with the most recent being defensive quality control coach James Lockhart this past summer.



▲ **PATH TO THE NFL:** In his short time at the college level, McGuire has mentored five future NFL selections, including one first round selection in 2023 seventh overall pick Tyree Wilson. This number doesn't include the numerous Cedar Hill standouts under McGuire who later moved to the NFL after their college careers.

PREVIEW

RED RAIDERS

STAFF

'22 REVIEW

HISTORY

RECORDS

FIRST YEAR SUCCESS UNDER MCGUIRE

- The 98th season of Texas Tech Football featured a new look on the sidelines last fall with the start of the Joey McGuire era as the 17th head coach in program history. Below is a list of facts related to McGuire's successful start as Texas Tech's head coach.
- McGuire became the eighth head coach in program history to lead the Red Raiders to a bowl game in his debut season following Texas Tech's win over Iowa State. The win over Oklahoma, meanwhile, helped him become the 12th head coach in program history to lead the Red Raiders to a winning record in his first year.
- McGuire led the Red Raiders to a 5-4 record in Big 12 play, becoming the first head coach to notch a winning conference record (above .500) in his debut season since David McWilliams did so in 1986.
- The success the Red Raiders had in Big 12 play pushed Texas Tech to its most conference wins since 2009 and a fourth-place finish in the standings, its highest since the league went to a 10-team format in 2011. McGuire is the only head coach in program history to defeat both Texas and Oklahoma in the same year.
- McGuire is the sixth head coach all-time to inherit a football program coming off a bowl appearance, joining the likes of Steve Sloan, Rex Dockery, Spike Dykes, Tommy Tuberville and Kliff Kingsbury. Of that group, McGuire joins Tuberville and Kingsbury in returning Texas Tech back to a bowl game during his debut season.
- Texas Tech's eight wins in McGuire's debut season was one shy of the school record for a first-year head coach. He was only the fifth head coach in program history to notch eight or more wins in his first season leading the Red Raiders.
- Of the head coaches in Texas Tech's history, McGuire resembles Dykes likely the best, not only for his charm and engaging personality but also his ties as a former high school head coach. Dykes spent a decade at the prep level with stops as an assistant in Eastland, Ballinger, San Angelo Central and then head coaching roles at Coahoma, Belton, Big Spring, Alice and Midland Lee.

TEXAS TECH HEAD COACHES ALL-TIME IN DEBUT SEASON

Name	Year	Record	Bowl
E.Y. Freeland	1925	6-1-2	--
Grady Higgenbotham	1929	1-7-2	--
Pete Cawthon	1930	3-6	--
Dell Morgan	1941	9-2	Sun
DeWitt Weaver	1951	7-4	Sun
JT King	1961	4-6	--
Jim Carlen	1970	8-4	Sun
Steve Sloan	1975	6-5	--
Rex Dockery	1978	7-4	--
Jerry Moore	1981	1-9-1	--
David McWilliams	1986	7-5	Independence
Spike Dykes	1987	6-4-1	--
Mike Leach	2000	7-6	Gallery Furniture
Tommy Tuberville	2010	8-5	TicketCity
Kliff Kingsbury	2013	8-5	Holiday
Matt Wells	2019	4-8	--
Joey McGuire	2022	8-5	Texas



▲ **FAMILY PROFESSION:** Joey McGuire isn't the only coach now in his family as his son Garret enters his first season as the wide receivers coach at the University of Nebraska. Garret, who previously played for his father at both Cedar Hill and Baylor, was an offensive assistant the past two seasons with the Carolina Panthers.

MCGUIRE INKS NEW SIX-YEAR CONTRACT

- Texas Tech and Joey McGuire agreed on a new six-year contract prior to the TaxAct Texas Bowl that will keep him in charge of the Red Raiders through the 2028 season. Under the terms of the six-year, \$26.6 million agreement, McGuire will receive \$100,000 annual increases in his yearly compensation, rising to \$4.6 million for the 2028 campaign, which does not include various performance bonuses. The contract is worth roughly \$1 million more annually than McGuire's original agreement.

RECRUITING SUCCESS UNDER MCGUIRE

- Texas Tech has reaped the benefits of McGuire's ties to the state of Texas in the year following his hire as the Red Raiders have signed two of their best classes now in history. The 2022 class, boosted by McGuire's hiring in November 2021, was ranked as high as 39th nationally by Rivals, a steady improvement from its spot in the 70s prior to his hire. Texas Tech's 2023 class was ranked as high as No. 23 nationally by Rivals as McGuire and his staff inked 28 high school prospects, a key component to the Red Raiders' recruiting philosophy. It marked the highest-ranked Texas Tech recruiting class in more than a decade.
- One of the key factors in Texas Tech's recruiting success was the hiring of **James Blanchard** as Director of Player Personnel. Blanchard, who flew alongside McGuire to Lubbock as soon as he received the head coaching position, was recently named one of the top rising personnel and recruiting staffers in the country by the On3.com website. Blanchard received a two-year contract extension on Dec. 2, 2022.

INSIDE JOEY MCGUIRE & THE BRAND



THE BRAND

The core tenant of the Texas Tech football program under McGuire revolves around The Brand, which stands for his desire that the Red Raiders become the "toughest, hardest-working, most-competitive team in the country." On his final interview for the Texas Tech position, McGuire described his vision for the Red Raider program using The Brand, which President Lawrence Schovanec said "describes West Texas."



UNOFFICIAL HOME OF THE THSCA

There likely isn't a power-five football program in the state of Texas with better ties to its high school coaches than at Texas Tech as McGuire has hired numerous members to his coaching staff that have ties to the Texas High School Coaches Association. McGuire, himself, is already a legend at the prep level as a member of the THSCA Hall of Honor and the Texas High School Football Hall of Fame.



COVER GUY

McGuire received one of the highlights of his career in the summer of 2022 as he graced the cover of *Dave Campbell's Texas Football* alongside longtime friend and UTSA head coach Jeff Traylor. The publication, dubbed the football Bible of Texas, documented McGuire and Taylor's rise from state champion high school coaches to successful collegiate head coaches with the appropriate title, "Forged on Fridays."



▲ THE MCGUIRE FAMILY (left to right): Garret, Joey, Debbie and Raegan McGuire Tocco and her husband, Joe Tocco. The Toccos were married in May 2023.

WHAT THEY ARE SAYING ABOUT JOEY MCGUIRE...



"We are excited for this new chapter in Texas Tech Football under the direction of Coach McGuire. Our search committee was impressed from the outset not only with his significant ties throughout the state of Texas but his enthusiasm and desire to serve as the head coach at Texas Tech. We are thrilled to be able to welcome Coach McGuire and his wife Debbie to our Red Raider family." - **KIRBY HOCUTT**, *Director of Athletics*



"I'm thrilled Coach McGuire is receiving this opportunity at Texas Tech because he's earned it. He was a great high school coach during my time at Texas and it doesn't surprise me at all that he's worked his way to a head coaching position in the Big 12. He's a smart, innovative coach, who brings deep ties to Texas high school football with him to Lubbock. I've always admired him, and if I had a son, I would want him to play for Coach McGuire. I think Texas Tech made a smart decision here and Coach McGuire will do an excellent job for them." - **MACK BROWN**, *head coach at the University of North Carolina and former head coach at University of Texas.*



"I am very proud and excited for Joey on being selected the next head football coach at Texas Tech. He is a homegrown product starting as a player at Crowley and working his way up the ranks to head coach at Cedar Hill and eventually as associate head coach at Baylor. He is a past member of the THSCA Board of Directors and has many friends in the high school coaching community across the state. Joey is as good as they come as a coach and we wish him the best!" - **JOE MARTIN**, *Executive Director of Texas High School Coaches Association.*



"I am so happy for Joey. Not only is he a great coach, but he has the people skills to recruit. He is well connected to the Texas high school coaches. Texas Tech will love him and his wife, Debbie and their two children." - **KIM MULKEY**, *Hall of Fame women's basketball coach at both Baylor and LSU.*



"I think he will be unbelievable ushering in a new era at Tech. I think that he's one in a million. There are not many people like Joey McGuire as a person or as a coach. I think that there's not ever going to be a bad day ever in that facility, and those players are going to be developed, they're going to be loved, they're going to be honed, and they're going to be developed in every aspect of their life. He's going to bring excitement to all of West Texas, especially to Lubbock. For Red Raider Nation, I think he's absolutely going to be a bolt of energy, throughout the entire athletic department and you guys are going to play really good football, too." - **MATT RHULE**, *head coach at Nebraska and former head coach for Baylor and the Carolina Panthers.*



"I believe this is an awesome hire as I've known Joey a long time since my first couple of years here going to recruit down in the Dallas area. He's always run a first-class program, always very positive and was always close and connected with his players. The players love playing for him. I think football is relative and you do a great job, at whatever level you're playing. I think there is no reason you can't do it at a different level. He got great experience being at Baylor for the last five years, being with Matt Rhule, who I think is a heck of a coach. I believe that Joey is a person that connects, motivates players, and he will connect with the community and high school coaches around the state of Texas. I think he will do a great job." - **BOB STOOPS**, *former head coach at University of Oklahoma.*



"Joey is one of our own. He is a personable friend to many. In the world we live in today where fewer and fewer coaches have fewer communication with college coaches than in the past, this is a refreshing change. We feel there will be an open dialogue with all the high school coaches in the state, and he will get our full support. Joey is never too busy for you. He's the same guy he was at Baylor as he was when he was the head coach at Cedar Hill High School. Parents will love him. Players will love him. It's going to be a fun time. We are over the top excited for his hire at Texas Tech." - **GLEN WEST**, *Assistant Executive Director of Texas High School Coaches Association.*



KENNY PERRY

Associate Head Coach | Special Teams Coordinator | Running Backs
Second Season
Houston '93

 @CoachKennyPerry



No stranger to the state of Texas, Kenny Perry became one of the first hires to Joey McGuire's charter staff at Texas Tech when he joined the Red Raiders as associate head coach shortly after the 2021 season. In his role, Perry oversees the Red Raider special teams and running backs.

Perry brings a similar background as McGuire as both were successful head coaches in the Dallas-Fort Worth metroplex before joining the collegiate ranks. He boasts more than 20 years of coaching experience, including 14 as a high school head coach and then nearly a decade at the college level with stops at TCU, Kansas and SMU.

In only his first season, Perry mentored one of the deepest running back rooms in the country as Tahj Brooks and SaRodrick Thompson combined for 1,375 yards and 14 touchdowns to become only the fourth Red Raider duo in the Big 12 era to both rush for at least 600 yards in a season. Behind a steady running attack, Texas Tech ranked in the top 30 nationally for total offense, scoring offense as well as rushing touchdowns en route to an 8-5 season and a victory in the TaxAct Texas Bowl. Thompson later signed a free agent agreement with the New Orleans Saints after his final season as a Red Raider.

The Red Raiders also boasted one of the nation's top special teams rooms during Perry's debut season thanks to another steady year from punter Austin McNamara and the reemergence of Trey Wolff as Texas Tech's primary field goal kicker. McNamara, an honorable mention All-Big 12 selection along with Thompson, averaged 44.3 yards per punt, which ranked 21st nationally and among the top-10 marks in program history. McNamara, combined with no failed snaps from sophomore Jackson Knotts, will enter his senior season as a Red Raider in 2023 on pace to easily shatter the school career punting record.

Wolff, meanwhile, returned to form under Perry's watch as he was 21-of-25 on field goal attempts to rank second all-time in Texas Tech single-season history. An honorable mention All-Big 12 selection himself, Wolff developed into one of the most reliable kickers in college football, especially in key moments, as he had nine field goals that came with under a minute remaining in either the second or fourth quarters or in overtime. He had two game-winning kicks on the season, sending the Red Raiders to memorable come-from-behind victories over both Texas and Oklahoma for the first time in program history. Wolff, like Thompson, also signed an NFL free agent agreement with the Tennessee Titans.

Perry arrived at Texas Tech after spending the previous two seasons at SMU where he was a special teams quality control analyst his first year before being promoted to special teams coordinator for the 2021 campaign. SMU was a combined 15-7 during Perry's two years on staff, which included a pair of bowl selections.

SMU, similarly, boasted one of the top special teams units in the country during the 2021 campaign as the Mustangs rank eighth nationally for both kickoff returns

(27.3 yards per return) and tied for 10th for total blocked kicks after getting their hands on four as part of an eight-win season. The Mustangs were able to create several explosive plays in the return game thanks to Bryan Massey, who ranked second in the FBS for kick return average (34.3) en route to earning All-AAC second team honors.

Massey took two kickoffs all the way to the end zone as a sophomore alone as he matched the SMU single-season and career records, while also ranking tied for second in the FBS. His 686 total kickoff return yardage, meanwhile, finished 12th nationally and was the 11th-highest total in SMU history to cap a breakout season.

SMU's special teams also featured one of the top kickers in the country during Perry's tenure in Chris Naggar, who was the American Athletic Conference Special Teams Player of the Year in 2020 as well as a Lou Groza Award semifinalist. Naggar connected on 17 of his 21 field goal attempts that season and 43-of-46 PATs as

KENNY PERRY FILE

PERSONAL INFORMATION

Birthdate: April 3
Hometown: Arlington, Texas
Education: Houston, 1993 (Education)
Family: Son - Keaton; Daughter - Alexa

COACHING HISTORY

2022-present - Texas Tech Assoc. Head Coach (Special Teams Coord./RBs)
2021 - SMU Assistant Coach (Special Teams Coordinator)
2020 - SMU Special Teams Quality Control Analyst
2020 - Dallas Renegades Special Teams Coordinator (XFL)
2017-18 - Kansas Assistant Coach (Special Teams Coord./Recruiting Coord.)
2015-16 - Kansas Co-Defensive Coordinator (Cornerbacks)
2014 - TCU Assistant Coach (Cornerbacks)
2013 - TCU Director of High School Relations
2006-12 - Arlington Bowie Head Coach
2004-05 - Haltom City High School Head Coach
2000-03 - Sam Houston High School Head Coach
1992-94 - Houston Graduate Assistant (Special Teams/Defensive Backs)

BOWL GAMES AS A COACH

2022 TaxAct Texas Bowl - Texas Tech
2021 Fenway Bowl - SMU
2020 Frisco Bowl - SMU
2014 Chick-fil-A Peach Bowl - TCU

he ranked 19th in the FBS and led the AAC with 94 total points. Nagger closed the season one field goal shy of the SMU single-season record as he hit game-winning field goals against No. 24 Memphis and Tulane during the 2020 campaign alone.

Perry made his way to SMU following a stint as the special teams coordinator for the Dallas Renegades during the XFL's lone 2020 season and then four seasons at Big 12 counterpart Kansas. Perry joined the Kansas staff as co-defensive coordinator and cornerbacks coach in 2015, a role he remained in for two seasons before transitioning to special teams coordinator and recruiting coordinator for the 2017-18 campaigns.

Kansas was Perry's second Big 12 position as he started his collegiate career as the Director of High School Relations and Recruiting at TCU in 2013. Perry moved to an on-the-field role the following season, working with the TCU cornerbacks as the Horned Frogs finished 12-1 overall. TCU claimed a share of the Big 12 title that season and defeated No. 9 Ole Miss in the Peach Bowl behind a defense that featured two of Perry's standouts in second team Freshman All-American Anthony Texada and second team All-Big 12 honoree Kevin White.

TCU landed Perry after he built a reputation as one of the top high school coaches in the state of Texas with successful runs at Sam Houston (2000-03), Haltom City (2004-05) and Arlington Bowie (2006-12). Perry compiled a 67-22 record during his seven seasons at Bowie alone, leading the Vols to the Class 5A playoffs each year. He was named the District Coach of the Year three times during his tenure and was tabbed the Dallas Morning News Coach of the Year in 2007.

Most importantly, Perry was highly-regarded among his peers as he was selected to the Board of Directors for the Texas High School Coaches Association (THSCA) during his time at Bowie. He is also a past director of the North Texas High School Football Association.

Perry was a four-year letterwinner (1988-91) as a defensive back at the University of Houston before earning his degree in 1993. Perry was a cornerback his first two seasons as a Cougar before moving to safety his final two years. He also served as a graduate assistant for his alma mater from 1992-94, working with the special teams and defensive backs.



TIM DERUYTER

Defensive Coordinator
 Second Season
 Air Force '85, Regis '92

 @TimDeRuyter

Tim DeRuyter, one of the top defensive minds in college football and a former collegiate head coach, enters his second season as the defensive coordinator at Texas Tech.

The 2023 season will mark the 22nd-consecutive season DeRuyter has served as either a defensive coordinator or a head coach as he had previous stops leading successful defenses at California (2017-20) and Oregon (2021) before joining Joey McGuire's charter staff at Texas Tech. Prior to that, he was the head coach at Fresno State for four-plus seasons, leading the Bulldogs to two Mountain West Conference titles.

DeRuyter's experience building strong, aggressive defenses paid dividends in his debut season as the Red Raiders finished 8-5 overall thanks to four-consecutive victories to close the season, including a strong defensive performance to top Ole Miss in the TaxAct Texas Bowl. It marked the first time since 1995 the Red Raiders had ended a season on a four-game winning streak, which also helped Texas Tech record its most Big 12 victories in a year since 2009.

Under DeRuyter, the Red Raiders quickly adopted a "put out the fire" mentality through takeaways as well as red zone and fourth down stops. Texas Tech was, in particular, strong in those final two areas, leading the Big 12 in both fourth down and red zone defense, while also ranking eighth and ninth in the two categories, respectively. Additionally, the Red Raiders were among the top teams in the country in limiting opponents to only a field goal as Texas Tech led all power-five schools and ranked fourth in the FBS for red zone conversions that were the result of a field goal.

The Red Raiders only allowed 29.2 points per game in DeRuyter's debut season, marking the lowest clip in more than a decade. In fact, it was the first time Texas Tech had surrendered less than 30 points since 2009. The Red Raiders were also among the nation's top units in tackles for loss, ranking 20th in the FBS with 91.0 on the year, their most in a season since the 2003 campaign.

Part of Texas Tech's success defensively stemmed from the play of Tyree Wilson, who flourished in DeRuyter's scheme, moving to the outside linebacker and rush end position that has consistently produced future NFL draft picks. Wilson put together his best season as a Red Raider under DeRuyter as he totaled a career-best 61 tackles, including 14.0 behind the line of scrimmage and 7.0 sacks, despite missing the final four games due to injury.

Wilson's ability to impact opposing offenses earned him first team All-America honors by the Football Writers Association of America (FWAA), making him the 32nd Red Raider all-time to be named to the first team and the first defensive end to do so since Montae Reager in 1998. Wilson, also an All-Big 12 first team selection, was tabbed a first team All-American by the likes of USA Today, The Athletic and Phil Steele Magazine as well.

Wilson became the third different rush end to hear his name called in the first 10 picks of the NFL Draft this past spring as the Las Vegas Raiders selected him seventh overall, making him the highest-drafted Red Raider defensive player in program history. Wilson's selection tied for the second-highest drafted player in school history and is the highest pick in the modern era. Wilson is the fifth Red Raider all-time to go in the top 10 picks, joining the likes of Dave Parks (No. 1 over-

all, 1964), Donny Anderson (No. 7 overall, 1965), Michael Crabtree (No. 10 overall, 2009) and Patrick Mahomes II (No. 10 overall, 2017). All four of those individuals are already inductees into the Texas Tech Ring of Honors.

Wilson is one of 17 players to be drafted during DeRuyter's storied career, which includes two other top-10 selections in NFL great Von Miller at Texas A&M and Kayvon Thibodeaux at Oregon as well as a pair of second rounders in quarterback Derek Carr and wide receiver Davante Adams during his tenure at Fresno State. DeRuyter, a 2018 semifinalist for the Broyles Award given to the nation's top assistant coach, has coached in 19 bowl games over his career and been part of six conference championship teams.

Oregon closed DeRuyter's lone season on staff ranked No. 21/22 in the final polls after compiling a 10-4 record, which featured appearances in the Pac-12 Championship and the Valero Alamo Bowl. The Ducks boasted one of the nation's most opportunistic defenses in 2021 as Oregon closed the year ranked fifth in the FBS with 17 interceptions and 26th nationally with 22 total takeaways.

DeRuyter's unit featured two of the nation's top players in Thibodeaux and safety Verone McKinley III. Thibodeaux, who became the first Oregon defensive standout to earn unanimous first team All-American accolades, was a finalist for the Bronko Nagurski Trophy and Chuck Bednarik Award and was later selected with the fifth overall pick in the 2022 NFL Draft by the New York Giants, marking only the second time in Oregon history a defensive player has been chosen in the top five.

McKinley, meanwhile, was a consensus All-American after sharing the FBS lead with six interceptions from his secondary spot in the Oregon defense. McKinley combined with Thibodeaux to give Oregon its first pair of consensus All-Americans since 2014 and only its third tandem in program history. McKinley was also a finalist for the Jim Thorpe Award, becoming only the second Oregon defensive back to be recognized as a consensus All-American and be named a finalist for the award.

DeRuyter's success at Oregon followed four successful seasons at Cal where he took a defense that allowed 42.6 points per game in the season prior to his arrival and immediately cut that in half by his second year. Cal ranked 22nd nationally in 2018 for scoring defense and No. 33 in 2019 after surrendering 20.4 and 21.9 points per game. The Golden Bears followed that by only giving up 26.5 points per game during his final season in 2020.

Cal held 20 of its last 24 opponents under DeRuyter to 24 points or less en route to a pair of postseason appearances at the 2018 Cheez-It Bowl and the 2019 Redbox Bowl. It marked the first time Cal had been to bowls in consecutive seasons since the 2008-09 campaigns. DeRuyter had 20 of his players earn All-Pac-12 honors during his tenure with five Golden Bears ultimately hearing their name called during the NFL Draft.

Even Weaver was a highlight of DeRuyter's defenses as Cal as the linebacker collected consensus first team All-America honors in 2019 after leading the country with a school record 182 tackles. Weaver, a finalist for the Butkus and Lombardi Awards, was tabbed the Pac-12 Defensive Player of the Year that season prior to being selected in the sixth round of the 2020 NFL Draft by the Arizona Cardinals. He was one of three Golden Bears to hear his name called in the 2020 draft and one of five Cal defensive standouts to head to the league during DeRuyter's tenure.

Weaver was one of two All-Americans to star at Cal under DeRuyter as fellow linebacker Jordan Kunaszyk garnered second team recognition from Sports Illustrated just a year earlier after finishing with a team-high 148 tackles. Kunaszyk

TIM DERUYTER FILE

PERSONAL INFORMATION

Birthdate: Jan. 3
Hometown: Long Beach, Calif.
Education: Air Force Academy, 1985 (Management); Regis University, 1992 (MBA in Market Strategy)
Family: Wife - Kara; Son - Jake; Daughter - Christina

COACHING HISTORY

2022-present - Texas Tech Defensive Coordinator
 2021 - Oregon Defensive Coordinator (Outside Linebackers)
 2020 - Cal Co-Defensive Coordinator/Assoc. Head Coach (Outside Linebackers)
 2018-19 - Cal Defensive Coordinator (Outside Linebackers)
 2017 - Cal Defensive Coordinator (Inside Linebackers)
 2012-16 - Fresno State Head Coach
 2010-11 - Texas A&M Defensive Coordinator/Assistant Head Coach
 2008-09 - Air Force Defensive Coordinator/Assistant Head Coach
 2007 - Air Force Defensive Coordinator (Safeties)
 2005-06 - Nevada Co-Defensive Coordinator (Safeties)
 2002-04 - Ohio Defensive Coordinator (Defensive Backs)
 2001 - Navy Assistant Coach (Defensive Backs)
 1999-00 - Navy Defensive Coordinator
 1995-98 - Ohio Defensive Coordinator (Defensive Backs)
 1991-92 - Air Force Secondary Assistant
 1990 - Air Force Outside Linebackers Assistant
 1989 - Air Force Inside Linebackers Assistant
 1985 - Air Force Defensive Graduate Assistant

BOWL GAMES AS A COACH (19)

2022 TaxAct Texas Bowl - Texas Tech
 2021 Alamo Bowl - Oregon
 2019 Redbox Bowl - California
 2008 Cheez-It Bowl - California
 2014 Hawaii Bowl - Fresno State
 2013 Las Vegas Bowl - Fresno State
 2012 Hawaii Bowl - Fresno State
 2011 Meineke Car Care Bowl - Texas A&M (Interim Head Coach)
 2010 Cotton Bowl - Texas A&M
 2009 Armed Forces Bowl - Air Force
 2008 Armed Forces Bowl - Air Force
 2007 Armed Forces Bowl - Air Force
 2006 MPC Computers Bowl - Nevada
 2005 Hawaii Bowl - Nevada
 1992 Liberty Bowl - Air Force
 1991 Liberty Bowl - Air Force
 1990 Liberty Bowl - Air Force
 1989 Liberty Bowl - Air Force
 1985 Bluebonnet Bowl - Air Force

NOTABLE NFL DRAFT PICKS UNDER DERUYTER



VON MILLER, TEXAS A&M

Miller flourished under DeRuyter's direction during his time at Texas A&M, claiming the prestigious Butkus Award in 2010 as the nation's top linebacker. Miller garnered first team All-America honors for the second time in his career that season before eventually being selected No. 2 overall the next spring by the Denver Broncos during the 2011 NFL Draft. He is entering his 13th NFL season with the Buffalo Bills.



KAYVON THIBODEAUX, OREGON

Thibodeaux, who became the first Oregon defensive standout to earn unanimous first team All-American accolades, was a finalist for the Bronko Nagurski Trophy and Chuck Bednarik Award in 2021 and was later selected with the fifth overall pick in the 2022 NFL Draft by the New York Giants, marking only the second time in Oregon history a defensive player has been chosen in the top five.



TYREE WILSON, TEXAS TECH

Wilson was selected seventh overall by the Las Vegas Raiders this past spring after earning first team All-America honors during his final season as a Red Raider in 2022. Wilson, who thrived as a rush end in DeRuyter's defensive scheme, became the highest-drafted defensive player in school history and the fifth Red Raider all-time to be selected in the top-10 picks overall.

was also a first team All-Pac 12 honoree that season, one of an impressive 130 All-Conference selections to play under DeRuyter during his three decades of experience at the collegiate level.

DeRuyter moved back to his roots as a defensive coordinator following four-plus seasons at Fresno State where he compiled a 30-30 overall record. He led the Bulldogs to back-to-back Mountain West Conference titles in 2012 and 2013, marking Fresno State's first conference crown since the 1999 season. It was the first time the Bulldogs had claimed consecutive conference championships since the 1992 and 1993 campaigns.

His work with the Bulldogs was impressive early as he took over a 4-9 team from the season before and improved Fresno State to 20-6 overall and 14-2 in Mountain West play over a two-year stretch. Fresno State closed the 2013 season - his second in charge of the program - at 11-2 overall, matching the school record for most wins in a season.

The Bulldogs boasted one of the top quarterbacks in college football under DeRuyter in Carr, who earned All-America honors in 2012 and 2013 and was named the MWC Offensive Player of the Year following those two seasons. He and Adams were two of six Bulldogs selected in the NFL Draft under DeRuyter as they were second round picks in 2014 and 2015, respectively.

Fresno State tabbed DeRuyter as its head coach following a pair of successful seasons as the defensive coordinator and assistant head coach at Texas A&M. The Aggies were a combined 16-10 in those two seasons with appearances in the Cotton Bowl (2010) and the Meineke Car Care Bowl (2011). DeRuyter was tabbed the interim head coach for Texas A&M's win over Northwestern in the Meineke Car Care Bowl.

Miller flourished under DeRuyter's direction with the Aggies, claiming the prestigious Butkus Award in 2010 as the nation's top linebacker. Miller garnered first team All-America honors for the second time in his career that season before eventually being selected No. 2 overall the next spring by the Denver Broncos during the 2011 NFL Draft.

Even with the departure of Miller the next season, the Aggies featured one of the nation's best front sevens after leading the country with 51 sacks (3.92 per game). Texas A&M also ranked third in the FBS with 8.0 tackles for loss per game as part of a defense that was 12th nationally in rushing defense, giving up only 101.9 yards per game.

Texas A&M was one of eight stops as a defensive coordinator for DeRuyter, who has also served in a similar role at Air Force (2007-09), Nevada (2005-06), Ohio (1995-98, 2002-04) and Navy (1999-00). DeRuyter has made three stops as a coach at the Air Force Academy, his alma mater, as he began his career as a graduate assistant under College Football Hall of Fame head coach Fisher DeBerry. He returned as a defensive assistant from 1989-92 while completing his seven-plus years of active military duty following graduation from the academy.

DeRuyter earned his bachelor's degree in management from the Air Force Academy in 1985 and added a MBA in market strategy from Regis University in 1992. DeRuyter, a four-year letterwinner for the Falcons prior to earning his degree, spent two years in private business before returning to coaching in 1994.

DeRuyter and his wife, Kara, have a son, Jake, and a daughter, Christina, graduates of Air Force and Texas A&M, respectively. Christina DeRuyter is a former Texas Tech staff member, herself, as she was the Director of On-Campus Recruiting from 2019-20. She currently serves in the same capacity at Michigan.



ZACH KITTLEY

Offensive Coordinator
Second Season
Texas Tech '14, '16

 @ZKittley

Zach Kittley, the architect behind one of the nation's top offenses at both Houston Baptist and Western Kentucky as well as now with the Red Raiders, enters his second season on the Texas Tech staff as offensive coordinator and quarterbacks coach.

Known as one of the top quarterback developers in college football, Kittley returned Texas Tech to its high-scoring ways during his debut season as the Red Raiders averaged 34.2 points per game en route to impressive 8-5 record that included a win in the TaxAct Texas Bowl over Ole Miss. The Red Raiders led the Big 12 and ranked ninth nationally in passing offense in 2022, averaging 302.0 yards per game through the air as part of a unit that was in the top-25 nationally and second in the Big 12 for total offense.

Kittley earned his reputation as a quarterback developer in his debut season as the Texas Tech offense managed to compile consistent numbers despite numerous injuries behind center. Texas Tech utilized three different starters at

quarterback, all of which threw for at least 1,000 yards on the season. Texas Tech was only the second FBS program since 1996 to have three different quarterbacks throw for at least 1,000 yards in a season, joining Oklahoma State from the 2012 campaign.

The 2022 season began Kittley's second stint on the Texas Tech coaching staff as he previously served in various roles under Kliff Kingsbury from 2013-17, rising from a student assistant to graduate assistant and assistant quarterbacks coach his final three seasons. Kittley worked alongside Kingsbury in the development of Patrick Mahomes II as a graduate assistant, tutoring the future NFL MVP into becoming the nation's leading passer in 2016 and an eventual top-10 selection by the Kansas City Chiefs.

Mahomes closed his Red Raider career ranked third all-time in passing yards (11,252), touchdown passes (93), attempts (1,349) and completions (857) despite foregoing his senior season to enter the NFL Draft. Mahomes, who was also second

in the school record for rushing touchdowns by a quarterback (22), is one of three quarterbacks in FBS history to record 5,000 yards of total offense twice in a career, joining fellow Red Raider signal caller Graham Harrell (2007-08) and Houston's Case Keenum (2008-09, 2011).

The Chiefs eventually selected Mahomes with the No. 10 overall selection, making him the highest-picked quarterback in program history and the seventh Red Raider all-time to be chosen in the opening round. It took Mahomes only two seasons from there to garner NFL MVP honors as he was named the league's top player in his first year as Kansas City's starter in 2018. He followed a year later by leading the Chiefs to a win in Super Bowl LIV, becoming the youngest quarterback in NFL history to be named Super Bowl MVP in the process.

Mahomes is one of two NFL Draft selections to tutor under Kittley as Western Kentucky gunslinger Bailey Zappe heard his name called in the fourth round of the 2022 draft by the New England Patriots. Zappe became the highest-drafted quarterback in Western Kentucky following a record-setting final collegiate season where he snapped the NCAA FBS records for single-season passing yards (5,967) and passing touchdowns (62).

Zappe actually broke the previous FBS record set by Texas Tech's own B.J. Symons that stood nearly 20 years up until Western Kentucky's win in the Boca Raton Bowl. Zappe, just the sixth quarterback in FBS history to record at least 5,000 passing yards and 50 touchdowns, was named the Conference USA Most Valuable Player as well as the winner of the Earl Campbell Tyler Rose Award. He was a finalist for the prestigious Manning Award and a semifinalist for both the Davey O'Brien and Walter Camp Player of the Year awards.

Behind the arm of Zappe, Kittley transformed the Western Kentucky into one of the nation's most explosive offenses, averaging an impressive 44.2 points per game and 535.3 yards of total offense. The Hilltoppers closed the 2021 campaign as the FBS leader in passing yards per game (433.7) and first downs (384) and ranked second for both scoring offense and total offense and then 13th in red zone offense after scoring in 90.9 percent of their appearances inside the 20.

Kittley was hired by Western Kentucky after three seasons in a similar role at Houston Baptist where he, similarly, built one of the nation's top offenses at the FCS level. During its shortened 2020 season, Houston Baptist continually frustrated FBS opponents as Zappe, who later transferred to Western Kentucky after Kittley's hire, completed 65.6 percent of his passes for 1,833 yards and 15 touchdowns with only one interception over four games.

Zappe led the nation with 35 passing touchdowns in 2019 and ranked second in passing yards per game for a Huskies offense that was third nationally in passing offense with 334.3 yards per game through the air. Houston Baptist also ranked second in the Southland Conference and 12th nationally after posting 426.6 yards of total offense that season.

Houston Baptist was Kittley's first full-time coaching position after his time on the Texas Tech staff. The Red Raiders annually ranked among the nation's top offenses during his three seasons as a graduate assistant as Texas Tech led the country in total offense and passing offense and ranked fifth in scoring during the 2016 campaign. The Red Raiders, who averaged more than 30 points per game in each of those three seasons, were also second nationally in total offense and scoring offense in 2015.

A native of Lubbock, Kittley originally attended Abilene Christian to play basketball before transferring back to Texas Tech to complete his bachelor's in history in 2014. He earned his master's degree in interdisciplinary studies from the university in 2016.

Kittley and his wife, Emily, were married in February 2017 and are parents to two boys, Knox and Ford. Kittley is the son of Wes Kittley, Texas Tech's longtime Director of Track and Field who led the Red Raiders to a national title at the 2019 NCAA Men's Outdoor Championships.

WHAT THEY ARE SAYING ABOUT ZACH KITTLEY...

"I was fired up to hear the news that Coach Kittley was coming back to Texas Tech. He's worked his tail off to earn this opportunity, and I know how passionate he is about the university and the Red Raider football program. He invested a ton of time in me while we were there together and really helped me develop as a college quarterback. He certainly had an impact on my career, but beyond the field, he's an incredible person, and I couldn't be more excited to see him lead this offense." - Patrick Mahomes, NFL MVP and Kansas City Chiefs quarterback

"I have such a high regard for Zach and his ability to coach, develop and shape players. He did such an incredible job when we were together at Texas Tech, and he definitely had a profound impact on Patrick (Mahomes) and his development. Early

ZACH KITTLEY FILE

PERSONAL INFORMATION

Birthdate: Aug. 14
Hometown: Lubbock, Texas
Education: Texas Tech, 2014 (History), 2016 (Interdisciplinary Studies)
Family: Wife - Emily; Sons - Knox, Ford

COACHING HISTORY

2022-present - Texas Tech Offensive Coordinator (Quarterbacks)
 2021 - Western Kentucky Offensive Coordinator (Quarterbacks)
 2018-20 - Houston Baptist Offensive Coordinator (Quarterbacks)
 2015-17 - Texas Tech Graduate Assistant (Assistant Quarterbacks)
 2013-14 - Texas Tech Student Assistant (Offensive Intern)

BOWL GAMES AS A COACH (5)

2022 TaxAct Texas Bowl - Texas Tech
 2021 Boca Raton Bowl - Western Kentucky
 2017 Birmingham Bowl - Texas Tech
 2015 AdvoCare Texas Bowl - Texas Tech
 2013 Holiday Bowl - Texas Tech

on, it was clear what a high football IQ he has and he's built upon that at every stage of his career. For him to return to Lubbock is so special not only considering his own history there but obviously because of his dad's legendary status. I couldn't be more excited for him and for the Texas Tech program." - Kliff Kingsbury, former Texas Tech head coach and head coach of Arizona Cardinals

"Coach Kittley bleeds Red and Black. He was very instrumental in my career and one of the big reasons I am still playing today. He's a great coach and even better person. I can't wait to watch him light up the scoreboard. Welcome home, Kittley!" - Davis Webb, former Texas Tech and NFL quarterback and current quarterbacks coach of the Denver Broncos.



▲ PATRICK MAHOMES II



▲ BAILEY ZAPPE



JUSTIN JOHNSON

Assistant Head Coach | Passing Game Coordinator | Wide Receivers
 First Season
 Houston '11

@CoachJuice_

The 2023 season will be the first for Justin Johnson on the Texas Tech staff as he was tabbed the assistant head coach, offensive passing game coordinator and wide receivers coach by head coach Joey McGuire on Jan. 11.

Johnson, nicknamed "Coach Juice" throughout his career, arrives in Lubbock after a three-year stint at Baylor where he worked alongside McGuire during the 2020-21 seasons. A known name throughout the state of Texas, Johnson has also worked at both Houston, his alma mater, and Kansas in full-time roles.

Johnson, an All-Conference USA wide receiver at Houston, served as the running backs coach at both Baylor (2020-22) and Houston (2019) the past four seasons but will move back to the wide receiver room with the Red Raiders. He was previously the wide receivers coach at Kansas for the 2018 season.

Over his three seasons in Waco, Johnson's running back room proved to be one of the best in the nation as the Bears averaged 219.3 yards per game on the ground in 2021, which led the Big 12 Conference and ranked 10th in the FBS. Baylor ultimately won the Big 12 title that season and appeared in the Allstate Sugar Bowl, one of two bowl appearances for the Bears during Johnson's tenure.

Abram Smith powered the Baylor running game that season as the converted linebacker led the Big 12 and finished fifth nationally with 1,601 rushing yards. Smith also ranked second in the conference and seventh in the FBS after averaging 114.4 rushing yards per game, which was boosted by his 6.23 yards a carry. Smith, an All-Big 12 second team honoree in 2021, closed the season ranked second in the Big 12 and 14th in the FBS for yards per carry en route to signing as an undrafted free agent with the New Orleans Saints.

Smith paired with fellow Baylor standout Trestan Ebner each of the first two seasons of Johnson's tenure as a strong 1-2 punch at running back. Ebner, one of the best all-purpose backs in the country throughout his Baylor tenure, garnered second team All-America honors as a return specialist after totaling 1,047 all-purpose yards and a team-leading six touchdowns (one rushing, three-receiving, two kick returns) during the 2020 COVID-shortened season.

Ebner was named the Big 12 Special Teams Player of the Year following both the 2020 and 2021 seasons as well as a first team All-Big 12 honoree as an all-purpose player by the Associate Press. He became the first player in Baylor history to total more than 1,000 career rushing and receiving yards after notching 1,775 all-purpose yards his super senior season alone. Ebner closed his career ranked second all-time in Baylor history with 4,542 all-purpose yards before being selected in the sixth round of the 2022 NFL Draft by the Chicago Bears.

Johnson moved north to Waco after one season coaching running backs at his alma mater where he helped Houston achieve its 18th-consecutive season with at least 1,500 rushing yards in 2019. The Cougars' rushing attack ranked 37th in the FBS that season, averaging 188.2 yards per contest.

Prior to his time at Houston, Johnson spent three seasons at Kansas, serving as the wide receivers coach in 2018 after two years as an offensive analyst. He was previously a quality control assistant for Houston to start his career in 2012

and then a graduate assistant at Texas A&M in 2013 where he helped the Aggies to a 9-4 record and a win over Duke in the Chick-fil-A Peach Bowl.

Before beginning his coaching career, Johnson was a four-year letterwinner for Houston where he still remains one of the top pass catchers in program history. A first team All-CUSA selection as a senior in 2011, Johnson had an explosive final season as a Cougar, catching 87 passes for 1,229 and 12 touchdowns as he still ranks in the top 10 all-time in Houston history for single-season receiving yards and touchdowns.

Johnson capped his Houston career with a bowl record 12 catches for 148 yards in the Cougars' 30-14 victory over No. 23 Penn State in the 2012 Ticket City Bowl. Johnson was considered one of Houston's most versatile athletes during his playing career, competing on special teams and as a running back, wide receiver and tight end at various times for a Cougars program that played in three bowl games and two Conference USA Championship games.

Off the field, Johnson was a member of Houston's Student-Athlete Advisory Committee (SAAC) and was selected to participate in and graduated from its Athletics Leadership Academy. He was awarded the Houston Committed Cougar Award twice.

Johnson earned his bachelor's degree in kinesiology and sports administration from the University of Houston in 2011. He and his wife, Aisha, have two children, Jayden and Kingsley.

JUSTIN JOHNSON FILE

PERSONAL INFORMATION


Birthdate: Sept. 18
Hometown: Richardson, Texas
Education: Houston, 2011 (Kinesiology & Sports Administration)
Family: Wife - Aisha; Son - Jayden; Daughter - Kingsley

COACHING HISTORY

2023 - Texas Tech Assistant Head Coach/Passing Game Coord. (Wide Receivers)
 2020-22 - Baylor Assistant Coach (Running Backs)
 2019 - Houston Assistant Coach (Running Backs)
 2018 - Kansas Assistant Coach (Wide Receivers)
 2016-17 - Kansas Offensive Analyst
 2013 - Texas A&M Graduate Assistant (Offense)
 2012 - Houston Offensive Quality Control Assistant

BOWL GAMES AS A COACH (3)

2022 Lockheed Martin Armed Forces Bowl - Baylor
 2021 Allstate Sugar Bowl - Baylor
 2013 Chick-fil-A Bowl - Texas A&M



C.J. AH YOU

Outside Linebackers Coach
Second Season
Oklahoma '06



C.J. Ah You, a top developer of edge-type rushers in the country, enters his second season on the Texas Tech staff as the Red Raiders' outside linebackers coach.

As part of Tim DeRuyter's aggressive defensive scheme, Ah You's room has quickly transformed into one of Texas Tech's biggest strengths as the Red Raiders led the Big 12 and ranked 18th in the FBS for tackles for loss per game during his debut season. The Red Raiders capped the 2022 season with four-consecutive victories, including a memorable win over Ole Miss in the TaxAct Texas Bowl where Texas Tech recorded eight stops behind the line of scrimmage with four coming from two emerging members of Ah You's position room in Myles Cole and Isaac Smith. That pushed Texas Tech's season total up to 91.0 tackles for loss, its most since 2003.

Texas Tech's performance in the Texas Bowl came without Tyree Wilson, who flourished under Ah You's direction, developing into a first team All-American and one of the top defensive prospects in the country. Wilson, an All-Big 12 first team honoree, was the Big 12 leader in tackles for loss per game and ranked among the national leaders in that category as well as sacks despite missing the final four games of the season due to injury.

Wilson became the 32nd Red Raider all-time to be named a first team All-American as he was recognized by the Football Writers Association of America (FWAA) following his final season in scarlet and black. He was the first defensive end or outside linebacker to be honored on a first team All-America list since Montae Reagor in 1998 and was the first to earn All-Big 12 first team honors since Brandon Sharpe in 2009.

His success on the field pushed Wilson up draft boards as he was ultimately selected seventh overall by the Las Vegas Raiders in the 2023 NFL Draft, making him the highest-drafted Red Raider defensive player in program history. Wilson matched Ring of Honor member Donny Anderson as being the second-highest drafted Red Raider in program history (all positions) and the highest in the modern era. Wilson was among the handful of prospects invited to attend the NFL Draft in Kansas City, allowing him to walk the stage to hug NFL Commissioner Roger Goodell and immediately find a waiting Ah You in the audience.

Ah You's debut season kicked off his second stint in the Big 12 Conference where he previously starred at Oklahoma from 2005-06 before enjoying a five-year NFL career with the St. Louis Rams. Ah You, who began his college career at BYU before transferring to Snow College and then Oklahoma, was the Big 12 Defensive Newcomer of the Year as a junior in 2005 and garnered All-Big 12 first team honors a year later.

The St. Louis Rams selected Ah You in the seventh round of the 2007 NFL Draft after he started in 21 of 26 games as a Sooner where he recorded 88 tackles, including 22.0 for a loss, 11.0 sacks and four forced fumbles.

After completing his tenure with the Rams, Ah You immediately joined the

coaching professional, returning to his alma mater as a defensive quality control assistant for the Sooners during the 2014-15 seasons. Oklahoma played in the Russell Athletic Bowl his first year on staff before qualifying for the College Football Playoff in 2015 after the Sooners won the Big 12 title.

His success in helping develop the Oklahoma front paved the way for his first full-time coaching possession at Vanderbilt in 2016 where he enjoyed a three-year stint at the Commodores' defensive line coach. Vanderbilt made two bowl trips during that span, playing in the 2016 Independence Bowl and then the 2018 Texas Bowl.

From there, Ah You moved to the professional ranks, joining the resurrected NFL in 2019 to serve as the defensive line coach for the New York Guardians. He later served a minority coaching internship with the Los Angeles Chargers in the summer of 2020 after the NFL's lone season was canceled earlier that spring due to the start of the COVID-19 pandemic.

Ah You returned to the college ranks a year ago to accept a defensive quality control analyst position at USC. He had previously been named the defensive line coach at Nevada prior to his hire with the Red Raiders.

Prior to beginning his professional career, Ah You earned his bachelor's degree in sociology from Oklahoma in 2006. He and his wife, Chyneae, are parents to four daughters, Makiah, Atiana, Alei'a and Milani.

C.J. AH YOU FILE

PERSONAL INFORMATION

Birthdate: July 5
Hometown: Rancho Cucamonga, Calif.
Education: Oklahoma, 2006 (Sociology)
Family: Wife - Chyneae; Daughters - Makiah, Atiana, Alei'a, Milani

COACHING HISTORY

2022-present - Texas Tech Assistant Coach (Outside Linebackers)
2021 - USC Defensive Quality Control
2020 - Los Angeles Chargers Minority Coaching Internship (Summer)
2019-20 - New York Guardians Defensive Line Coach (NFL)
2016-18 - Vanderbilt Assistant Coach (Defensive Line)
2014-15 - Oklahoma Defensive Quality Control Assistant

BOWL GAMES AS A COACH (5)

2022 TaxAct Texas Bowl - Texas Tech
2018 Texas Bowl - Vanderbilt
2016 Independence Bowl - Vanderbilt
2014 Russell Athletic Bowl - Oklahoma
2013 Allstate Sugar Bowl - Oklahoma



JOSH BOOKBINDER

Inside Linebackers
 Second Season
 Baylor '09



The 2023 football season will mark Josh Bookbinder's second as a charter member of Joey McGuire's staff at Texas Tech as he serves as the Red Raiders' inside linebackers coach.

Bookbinder's position room was among Texas Tech's best during his debut season as the Red Raiders were led by the duo of Krishon Merriweather and Kosi Eldridge in the middle of an aggressive defense that ranked among the nation's best in fourth-down stops and red zone efficiency. The Red Raiders gave up only 29.2 points per game in his debut season, easily their lowest clip in more than a decade.

Merriweather and Eldridge played a large part in Texas Tech's success defensively, combining for more than 200 stops between the duo as the Red Raiders' leading tacklers. Merriweather led the team with 112 tackles, the most for a Red Raider since 2015, while Eldridge chipped in 91 of his own in easily his most-productive season of his career. The successful season earned Merriweather honorable mention All-Big 12 accolades.

Bookbinder reunited with McGuire after the two previously served on the defensive staff at Baylor over the previous three seasons. Bookbinder was a defensive quality control assistant during that span for a Baylor program that recorded a pair of 10-win seasons and appeared in two Big 12 Championship games, winning the conference crown in 2021.

During his time with the Bears, Bookbinder worked under former Baylor and Carolina Panthers defensive coordinator Phil Snow, assisting with the safeties in 2019. From there, he transitioned to working with the outside linebackers under McGuire in 2020 before moving back to the safety position at the start of 2021 campaign.

Prior to his time at Baylor, Bookbinder was a defensive assistant for the San Antonio Commanders in the now-defunct Alliance of American Football (AAF). The Commanders were tied atop the Western Conference standings at 5-3 when the league folded midway through its inaugural season in 2019.

Bookbinder previously spent seven seasons at Liberty, rising from a defensive quality control assistant at the time of hire to eventually being named the Flames' linebackers coach. Liberty began its transition to the FBS level late in Bookbinder's tenure, kicking off the two-year process with a 48-45 upset win at his alma mater, Baylor, to start the 2017 season.

Liberty celebrated four Big South titles prior to its move to the FBS level, claiming the conference crown over Bookbinder's first three seasons on staff (2012-14) and again in 2016. That third conference crown helped Liberty receive its first-ever selection to the NCAA FCS Playoffs as the Flames eventually finished the 2014 campaign ranked No. 17 in the country, their highest end-of-season ranking since 2008.

The Flames produced one of the FCS's top defenses during Bookbinder's first year as an assistant coach as Liberty closed the 2013 season ranked fifth in scoring defense (17.6 points allowed per game), ninth for total defense (313.9 yards allowed per game) and 16th in passing yards allowed per game (178.6). Liberty was also third nationally in turnover margin per game (1.3) and fifth with 19 interceptions.

Over this tenure, Bookbinder mentored several of Liberty's most-productive

linebackers in its history, namely Nick Sigmon, who garnered All-Big South first team honors in 2013 and then second-team accolades as a senior in 2014. The four-year starter was one of one five linebackers to earn All-Big South honors under Bookbinder as Scott Hyland was a second-team recipient in 2013, while Nick Newman was a second-team selection following the 2014 and 2015 seasons and a first-team honoree in 2016. The list also features Dexter Robbins, a second-team honoree in 2016, as well as Solomon McGinty, who garnered second-team accolades in 2017.

Bookbinder began his coaching career as an undergraduate coach at Baylor from 2007-08. He served as a defensive quality control coach for the 2009 season at Richmond following graduation before spending two seasons at Division II Carson-Newman, coaching linebackers in 2010 and then the defensive ends and special teams in 2011.

A native of San Antonio, Bookbinder earned his degree in sports sponsorships and sales from Baylor in 2009. He and his wife, Ashley, are parents to two sons, Grant and Walt, and a daughter, Annie.

Bookbinder is the grandson of legendary Baylor head coach Grant Teaff and the son of Russ Bookbinder, who served as Vice Chancellor and Chief Marketing Officer for the Texas Tech University System from 2009-12. Teaff, a West Texas native and former assistant coach at Texas Tech from 1966-68, remains the winningest head coach in Baylor history after compiling 128 victories over his 21 seasons (1972-92).

JOSH BOOKBINDER FILE

PERSONAL INFORMATION


Birthdate: Sept. 8
Hometown: San Antonio, Texas
Education: Baylor, 2009 (Sports Sponsorships and Sales)
Family: Wife - Ashley; Sons - Grant, Walt; Daughter - Annie

COACHING HISTORY

2022-present - Texas Tech Assistant Coach (Inside Linebackers)
 2019-21 - Baylor Defensive Quality Control Assistant
 2019 - San Antonio Commanders Defensive Assistant (AAF)
 2014-18 - Liberty Assistant Coach (Linebackers)
 2013 - Liberty Assistant Coach (Outside Linebackers)
 2012 - Liberty Defensive Quality Control Assistant
 2011 - Carson-Newman Assistant Coach (Special Teams/Defensive Ends)
 2010 - Carson-Newman Assistant Coach (Linebackers)
 2009 - Richmond Defensive Quality Control Assistant
 2007-08 - Baylor Student Assistant

BOWL GAMES AS A COACH (3)

2022 TaxAct Texas Bowl - Texas Tech
 2021 Allstate Sugar Bowl - Baylor
 2019 Allstate Sugar Bowl - Baylor



JOSH COCHRAN

Tight Ends

Second Season

Texas '14, Baylor '19

 @CoachCochranTTU



One of the top up-and-coming coaches in college football, Josh Cochran enters his second season as Joey McGuire's charter staff as Texas Tech's tight ends coach.

The Red Raiders were among the most prolific teams in the country through the air during Cochran's debut season as Texas Tech averaged 302.0 passing yards and 34.2 points per game as one of the nation's top offenses. Cochran's unit contributed five touchdowns through the air, including a pair of crucial scores in wins over Texas and Iowa State by Baylor Cupp, all while contributing in the running game for an offense that totaled 2,000-plus yards on the ground.

In his short time already in Lubbock, Cochran has already been recognized as one of the nation's promising coaches as he was tabbed to the 30 under 30 list compiled by 247Sports in 2022 as well as the 40 under 40 honor roll put together by Dave Campbell's Texas Football. He was also selected to the AFCA 35 under 35 Coaches Leadership Institute out of field or more than 200 applicants.

The 2022 campaign marked Cochran's first overseeing tight ends as he previously spent the previous two seasons as the co-offensive coordinator and offensive line coach at Austin Peay. In his two seasons on staff, Austin Peay was a combined 8-4 in Ohio Valley Conference (OVC) play and had three wins over ranked opponents, which included No. 7 Jacksonville State and No. 13 Murray State during the 2021 spring slate.

Cochran's unit ranked among the best in the conference as he had five offensive linemen recognized on the All-OVC teams during his tenure, including a two-time selection to the first team in Bucky Williams. Colby McKee was a two-time honoree on the second team for an offense that led the OVC in scoring (32.5 points per game) and total offense (419.2 yards per game) during the 2021 season.

Austin Peay was Cochran's first full-time coaching role at the FBS or FCS levels after previously serving in various roles at both North Carolina (2020) and Baylor (2017-19). His tenure at North Carolina reunited him with his former college coach Mack Brown as he was an offensive quality control coach for an eventual Orange Bowl participant up until his hire at Austin Peay in November 2020.

Cochran was a graduate assistant and offensive quality control coach during his three seasons at Baylor, assisting with the Bears offensive line during that span. He was a member of a Baylor staff that appeared in two bowl games during that time, first at the Academy Sports + Outdoors Texas Bowl in 2018 and then the Allstate Sugar Bowl a year later following an 11-win campaign and an berth in the Big 12 Championship game.

Prior to Baylor, Cochran spent one season at East Texas Baptist University in 2015 where he was the offensive line coach, mentoring four All-American Southeast Conference selections during that year alone. East Texas Baptist featured the top-ranked scoring offense in Division III that season, averaging an impressive 49.9 points per game.

Cochran began his coaching career, like several other members of the Texas Tech staff, in the high-school ranks as the offensive line coach at Lindale High School in East Texas. He is a former member of the Texas High School Coaches Association and was recognized as one of the top-40 coaches in the state of Texas under 40 years old by Dave Campbell's Texas Football as part of its 2022 edition.

A three year letterman on the offensive line at Texas, Cochran was tabbed a Freshman All-American by Yahoo! Sports in 2011. He played in 31 games over his Longhorn career, making 23 starts before ending his playing career early in the 2013 season due to a chronic shoulder injury. In addition to his success in the trenches, Cochran was also a first team Academic All-Big 12 selection in 2012 and a four-time member of the Big 12 Commissioner's Honor Roll.

A native of Hallsville, Texas, Cochran earned his bachelor's degree in kinesiology from Texas 2014 and then his master's in sports management from Baylor in 2019.

He is married to the former Olivia Dietrichson. The couple welcomed their first child, Campbell, in March 2022.

JOSH COCHRAN FILE

PERSONAL INFORMATION

Birthdate: Sept. 9

Hometown: Hallsville, Texas

Education: Texas, 2014 (Kinesiology); Baylor, 2019 (Master's in Sports Mgmt.)

Family: Wife - Olivia; Daughter - Campbell

COACHING HISTORY

2022-present - Texas Tech Assistant Coach (Tight Ends)

2020-21 - Austin Peay Co-Offensive Coordinator (Offensive Line)

2020 - North Carolina Offensive Quality Control

2019 - Baylor Offensive Quality Control

2017-18 - Baylor Graduate Assistant (Offensive Line)

2016 - East Texas Baptist Run Game Coordinator (Offensive Line)

2015 - Lindale High School Assistant Coach

2014 - Texas Student Assistant

BOWL GAMES AS A COACH (4)

2022 TaxAct Texas Bowl - Texas Tech

2020 Orange Bowl - North Carolina

2019 Allstate Sugar Bowl - Baylor

2018 Academy Sports + Outdoors Texas Bowl - Baylor



ZARNELL FITCH

Defensive Line
Second Season
TCU '06

@CoachZFitch



Zarnell Fitch, another one-time Texas High School Coaches Association member to join Joey McGuire's charter staff, enters his second season at Texas Tech as the Red Raiders' defensive line coach.

Fitch, no stranger to the Big 12 Conference, is regarded as one of the top defensive-line developers in the country, especially after his debut season with the Red Raiders. Known as the quarterback hunters now at Texas Tech, Fitch's defensive line was among the Red Raiders' top units for a program that finished 8-5 overall and recorded its best finish in the Big 12 standings in more than a decade.

Texas Tech's success defensively stemmed, in part, by the play of Jaylon Hutchings and Tony Bradford Jr., who were a staple up front for a unit that ranked eighth nationally in fourth-down defense, ninth in the FBS for red zone efficiency and 18th for total tackles for loss. The duo both earned All-Big 12 honorable mention accolades following the season as they were the only pair of power-five interior linemen to create 30 or more quarterback pressures each during the 2022 campaign, according to Pro Football Focus.

Hutchings was credited with 50 tackles, the most for a Red Raider interior defensive line since current NFL standout Kerry Hyde in 2013. Bradford added 32 tackles of his own to go along with 5.5 sacks as part of an impressive tandem that ranked as the only pair of Big 12 interior defensive linemen to both record at least 30 tackles and 5.0 tackles for loss on the season.

Fitch arrived at Texas Tech after previously serving in a similar role at TCU prior to his hiring by McGuire. Fitch oversaw the TCU defensive line each of the previous six seasons with the Horned Frogs after beginning his tenure as the Director of High School Relations in 2014. Fitch served his alma mater in that role for two years before earning the promotion to a full-time position coach. Over his tenure, Fitch was part of six bowl teams at TCU and three seasons of 10 or more wins.

Over his tenure, Fitch helped TCU rank near the top of the Big 12 in combined sacks annually as the Horned Frogs found the quarterback 183 times over his six seasons, the third-highest total among conference members. During that time, TCU ranked among the top-40 schools nationally in sacks per game and tackles for loss per contest in four different seasons, rising to as high as No. 6 for sacks in 2016 and No. 10 in TFLs in 2020.

Fitch mentored 11 Horned Frogs who earned All-Big 12 honors during his tenure, a list that featured four first-team selections in Josh Carroway (2016), Ben Banogu (2017-18), L.J. Collier (2018) and Ross Blacklock (2019). Blacklock is among the most prominent defensive linemen of the Fitch era as he also garnered Big 12 Co-Defensive Freshman of the Year honors in 2017. As a senior, he helped boost a TCU defense that topped the league in nearly all major defensive categories en route to being picked in the second round of the 2020 NFL Draft by the Houston Texans.

Blacklock was one of two Horned Frog defensive linemen who heard their name called during the NFL Draft under Fitch as Collier was chosen 29th overall by the Seattle Seahawks in 2019. He was the first TCU defensive lineman to be selected in the first round since 2010 and only the third in program history to do so.

Fitch was a 2017 finalist for National Defensive Line Coach of the Year by FootballScoop.com after TCU notched 42 sacks that season, 11 more than any other conference team. The Horned Frogs were fifth nationally in rushing defense after allowing only 103.9 yards per game on the ground behind a dominating defensive

line. Blacklock and Corey Bethley both earned Freshman All-American honors that season, while Banogu was tabbed the Big 12 Defensive Newcomer of the Year.

TCU had at least one defensive lineman recognized on the All-Big 12 teams in each of Fitch's six years as Aaron Curry was on the second team during his debut season in 2016, while Ochaun Mathis was a two-time selection to the second team in 2020 and 2021. Khari Coleman was also tabbed the Big 12 Co-Defensive Freshman of the Year under Fitch during the 2020 season.

Fitch's hire as TCU's defensive line coach returned him to the same position he once starred at for the Horned Frogs as he was a two-year letterman from 2004-05. A transfer from Navarro College, Fitch appeared in all 12 contests and made three starts as a senior, notably making a pair of interceptions that season, the final one of which coming in TCU's win over Iowa State in the EV1.net Houston Bowl.

Following his collegiate career, Fitch later spent time with the New York Jets, Baltimore Ravens and Washington Commanders as an undrafted free agent before eventually playing two additional seasons in arena football.

After retiring from football, Fitch joined the coaching staff at Lincoln High School in 2012, serving as an assistant coach for two seasons before being named head coach for the 2013 season. Fitch led the Tigers to a 7-4 record that season, which included a win over Dallas Carter in the Class 4A playoffs. He was also a special education teacher during his time at Lincoln.

Fitch earned his degree in communications and a minor in social work from TCU in 2006. Fitch and his wife, Mollie, have three sons, Zarnell III, Hunter and King, as well as two daughters, Haylee and Hope.

ZARNELL FITCH FILE

PERSONAL INFORMATION

Birthdate: July 4
Hometown: Spencer, Okla.
Education: TCU, 2006 (Communications)
Family: Wife - Mollie; Sons - Zarnell III, Hunter, King; Daughters - Haylee, Hope

COACHING HISTORY

2022-present - Texas Tech Assistant Coach (Defensive Line)
2016-21 - TCU Assistant Coach (Defensive Line)
2014-15 - TCU Director of High School Relations
2013 - Lincoln High School Head Coach
2011-12 - Lincoln High School Assistant Coach

BOWL GAMES AS A COACH (6)

2022 TaxAct Texas Bowl - Texas Tech
2018 Cheez-It Bowl - TCU
2017 Valero Alamo Bowl - TCU
2016 AutoZone Liberty Bowl - TCU
2015 Valero Alamo Bowl - TCU
2014 Chick-fil-A Peach Bowl - TCU



STEPHEN HAMBY

Offensive Line
Second Season
Texas Tech '09



Stephen Hamby enters his second season at Texas Tech's offensive line coach, marking his second stint on the Red Raider coaching staff.

Hamby returned to his alma mater as offensive line coach soon after Joey McGuire's hire, a position he starred at during his Red Raider career where he helped lead Texas Tech to four-consecutive bowl appearances, including two trips to the Cotton Bowl. He was previously a graduate assistant for the Red Raiders from 2013-15 under then head coach Kliff Kingsbury.

In his first season back on the Red Raider sideline, Hamby mentored an offensive line that developed into one of Texas Tech's most-consistent units late in the season for an offense that averaged 34.2 points and 461.4 yards of total offense per game. Dennis Wilburn was a bright spot on that offensive line as he earned honorable mention All-Big 12 accolades a center, a position the former walk-on had not previously played prior to his arrival as a Red Raider.

Hamby headed back to West Texas following one season at Western Kentucky where he, along with offensive coordinator Zach Kittley, helped build one of the top offenses in the country. Western Kentucky closed the 2021 campaign ranked second in the FBS for both scoring offense, averaging an impressive 44.2 points per game, as well as total offense per game after putting up 535.3 yards per game.

Despite being one of the most active teams in the country through the air, Western Kentucky kept quarterback Bailey Zappe clean up front as the Hilltoppers allowed only 1.2 sacks per game, which ranked 12th in the FBS and second in Conference USA. Western Kentucky was also 12th nationally with only 3.9 tackles for loss allowed per game as the Hilltoppers closed the regular season at 8-5 overall following an appearance in the Conference USA title game. Western Kentucky closed its season with a victory over Appalachian State in the Boca Raton Bowl.

Pro Football Focus ranked Western Kentucky's offensive line as its top unit in pass protection as the Hilltoppers graded out at 90.7 overall, easily the highest in the FBS. All five members of Hamby's unit were tabbed to the All-Conference USA teams compiled by Pro Football Focus with three earning first-team recognition in Quantavious Leslie, Cole Spencer and Boe Wilson.

Hamby was previously an offensive quality control assistant for two seasons with the Hilltoppers prior to being promoted to offensive line coach before the 2021 season. Western Kentucky ranked among the top offensive line units in the country during his two seasons as a quality control assistant, finishing 20th in the FBS according to Pro Football Focus in 2019 and then 14th a year later. The unit was ranked as the top passing-protection front in the country both of those two seasons.

Hamby moved to Western Kentucky following a three-year stint as the offen-

sive line coach at Bowling Green (2016-18). During that time, Hamby mentored three offensive linemen into All-MAC selections in Jack Kramer (2018), Tim McAuliffe (2016) and Logan Dietz (2016).

Bowling Green was Hamby's first full-time coaching possession following his three seasons at Texas Tech where he was the assistant offensive line coach, working directly with the Red Raiders' centers. He assisted with all instruction for the entire offensive line as part of an offensive unit that also featured Kittley as a graduate assistant at the time.

An offensive lineman with the Red Raiders from 2005-08, Hamby helped push the Red Raiders to a 37-16 record over his playing career, which including a pair of memorable come-from-behind victories in the 2006 Insight Bowl and the 2007 Gator Bowl. He was later invited to training camps with both the Washington Football Team and the New Orleans Saints following his senior season.

Hamby graduated from Texas Tech in August 2009 with a degree in agriculture and applied economics. He is married to the former Devan Schellhase.

STEPHEN HAMBY FILE

PERSONAL INFORMATION

Birthdate: Dec. 10
Hometown: San Antonio, Texas
Education: Texas Tech, 2009 (Agriculture & Applied Economics)
Family: Wife - Devan

COACHING HISTORY

2022-present - Texas Tech Assistant Coach (Offensive Line)
2021 - Western Kentucky Assistant Coach (Offensive Line)
2019-20 - Western Kentucky Offensive Quality Control
2016-18 - Bowling Green Assistant Coach (Offensive Line)
2013-15 - Texas Tech Graduate Assistant (Offensive Line Assistant)

BOWL GAMES AS A COACH (6)

2022 TaxAct Texas Bowl - Texas Tech
2021 Boca Raton Bowl - Western Kentucky
2020 LendingTree Bowl - Western Kentucky
2019 First Responder Bowl - Western Kentucky
2015 AdvoCare Texas Bowl - Texas Tech
2013 Holiday Bowl - Texas Tech



PREVIEW

RED RAIDERS


STAFF

'22 REVIEW

HISTORY

RECORDS

TEXAS TECH



MARCEL YATES

Passing Game Coordinator | Secondary
Second Season
Boise State '00

@CoachYates77

Veteran defensive coach Marcel Yates enters his second season on the Texas Tech defensive staff where he serves as passing game coordinator and oversees the Red Raider secondary.

Yates, a former defensive coordinator at both Boise State and Arizona, arrived in Lubbock with a strong understanding of Tim DeRuyter's defensive scheme as the 2023 campaign will mark their fourth-consecutive season working together after previous stops at both Cal (2020) and Oregon (2021).

That experience paid dividends implementing a new system in 2022 as Texas Tech allowed only 29.2 points per game, its lowest clip in more than a decade. In fact, it marked Texas Tech's lowest scoring average since the 2009 season, the same year the Red Raiders had previously recorded five or more Big 12 victories. Texas Tech closed the season with four-straight victories en route to an 8-5 overall record that featured a win over Ole Miss in the TaxAct Texas Bowl.

The Red Raider secondary showed significant improvement under Yates after surrendering 256.8 passing yards per game, their lowest clip since 2014. Yates had three members from his position room garner All-Big 12 accolades with Malik Dunlap leading that group with second team honors. Marquis Waters and Rayshad Williams also earned honorable mention recognition by the conference coaches.

Yates served in a similar role at Oregon where he was the secondary and passing game coordinator during the 2021 season. The Ducks boasted one of the nation's most opportunistic defenses in the country in 2021, especially in the secondary where Oregon recorded 17 interceptions. Oregon closed the season ranked fifth in the FBS for total interceptions and 26th nationally with 22 takeaways following an appearance in the Valero Alamo Bowl. The Ducks ended the regular season ranked 13th in the final College Football Playoff poll following an appearance in the Pac-12 title game.

Oregon's success defending the passing game continued a trend from Yates' season at Cal where the Golden Bears ranked 23rd nationally and second in the Pac-12 after allowing only 197.8 yards per game through the air. Cal closed the 2020 season by defeating Yates' future employer with a 21-17 victory over No. 20 Oregon at home.

Yates accepted the position at Cal following four seasons as the defensive coordinator at Arizona where he worked with both the defensive backs and linebackers during various points of his tenure, including former Red Raider great Colin Schooler. Schooler was a Freshman All-American and the Pac-12 Defensive Freshman of the Year under Yates in 2017 after racking up 13.5 tackles for loss, all in conference play, which was the most by an Arizona freshman since at least 1997.

Prior to Arizona, Yates spent a combined 11 seasons at Boise State, rising from cornerbacks (2003-05) and defensive backs (2006-10) coach to eventually being

MARCEL YATES FILE

PERSONAL INFORMATION

Birthdate: Sept. 16
Hometown: Los Angeles, Calif.
Education: Boise State, 2000 (Social Science)
Family: Son - Eric; Daughter - Kaybrie

COACHING HISTORY

2022-present - Texas Tech Passing Game Coordinator (Secondary)
2021 - Oregon Passing Game Coordinator (Secondary)
2020 - California Assistant Coach (Defensive Backs)
2019 - Arizona Defensive Coordinator (Safeties)
2018 - Arizona Defensive Coordinator (Linebackers)
2017 - Arizona Defensive Coordinator (Cornerbacks)
2016 - Arizona Defensive Coordinator (Linebackers)
2014-15 - Boise State Defensive Coordinator (Safeties)
2012-13 - Texas A&M Co-Defensive Coordinator (Defensive Backs)
2011 - Boise State Passing Game Coordinator (Defensive Backs)
2006-10 - Boise State Assistant Coach (Defensive Backs)
2003-05 - Boise State Assistant Coach (Cornerbacks)
2001-02 - Montana State Assistant Defensive Backs Coach

BOWL GAMES AS A COACH (16)

2022 TaxAct Texas Bowl - Texas Tech
2021 Valero Alamo Bowl - Oregon
2017 Foster Farms Bowl - Arizona
2015 Poinsettia Bowl - Boise State
2014 Fiesta Bowl - Boise State
2013 Chick-fil-A Bowl
2012 Cotton Bowl - Texas A&M
2011 Las Vegas Bowl - Boise State
2010 Las Vegas Bowl - Boise State
2010 Fiesta Bowl - Boise State
2008 Poinsettia Bowl - Boise State
2007 Hawaii Bowl - Boise State
2007 Fiesta Bowl - Boise State
2005 MPC Computers Bowl - Boise State
2004 Liberty Bowl - Boise State
2003 Fort Worth Bowl - Boise State

named the defensive coordinator (2014-15) for his alma mater. In between, Yates spent two seasons as the co-defensive coordinator and defensive backs coach at Texas A&M where he oversaw the defensive back room.


Boise State won 87.6 percent of its games during Yates' tenure, compiling a 127-18 record after winning at least 10 games in nine of his 11 seasons with two undefeated campaigns. The Broncos qualified for a bowl game in each of Yates' 11 seasons on staff, while claiming eight conference championships (7 WAC, 1 Mountain West). Boise State wrapped both undefeated seasons with victories in the Fiesta Bowl, defeating No. 10 Oklahoma to wrap the 2006 campaign and then No. 4 TCU to end a memorable 2009 year.

Besides the slew of wins, Yates excelled in developing often overlooked prospects into successful college football players and eventual NFL selections. From 2007 to 2016 alone, seven of Yates' defensive backs heard their name called during the NFL Draft with two more that signed free agent deals on their way to long professional careers. Of those seven draft picks, four were selected in the first three rounds, which was highlighted by cornerback Kyle Wilson in the first round in 2010.

During his two seasons at Texas A&M, the Aggies were among the best teams in the country, wrapping the 2012 campaign at No. 5 in the Associated Press and USA Today Coaches polls after winning 11 games for the first time since 1998. Texas A&M followed with a 9-4 campaign in 2013, concluding that season at No. 18 in each poll.

Yates began his coaching career as an assistant secondary coach at Montana State. In his second season, the Bobcats won their first Big Sky Conference title and earned their first trip to the NCAA Division I-AA playoffs in 18 years. Yates was a four-year letterwinner as a defensive back at Boise State (1996-99), which coincided with the school's first four years as a FBS program. His career culminated in the Broncos' first-ever bowl appearance and bowl win over Louisville in the 1999 Crucial.com Humanitarian Bowl.

Yates earned a degree in social science from Boise State in 2000. He has a son, Eric, and a daughter, Kaybrie.



LANCE BARILOW

Head Strength & Conditioning Coach

Second Season

Carroll College '07

 @LBarilow

Lance Barilow heads into his second season as the head strength and conditioning coach as part of Joey McGuire's charter staff at Texas Tech.

Barilow arrived in Lubbock following one season at Baylor where he served as the senior associate director of athletics performance with the football program. He concluded his tenure at Baylor with the Bears' victory in the Big 12 Championship game against Oklahoma State.

Barilow has worked in the Big 12 Conference each of the past three seasons as he moved to Baylor after spending the 2020 season as the associate director of strength and conditioning at Kansas. Prior to Kansas, Barilow was on staff at LSU from 2016-19, rising from an intern to eventually being named the associate director of strength and conditioning for football in 2018. He also worked with beach volleyball and soccer during his tenure with the Tigers.

In addition to his role at the collegiate level, Barilow has four years of experience as a private sport performance coach in Wisconsin and Illinois. He holds National Strength and Conditioning Association (NSCA) and Certified Strength and Conditioning Specialist (CSCS) certifications.

Barilow is a veteran of the United States Navy, serving from 2007-09 following a three-year career as a football letterwinner at Carroll College in Wisconsin. He completed his bachelor's degree in exercise science in 2007 from the university.


Barilow is married to the former Katie Raschka. The couple has three children, Brody, Lincoln and Braxson.

STRENGTH STAFF



AARON HALL

Assoc. Strength Coach



BRANDON LEE

Assoc. Strength Coach



KHALID BLOUNT

Asst. Strength Coach



BRANDYN MUSGRAVE

Asst. Strength Coach



R.J. TORRES

Applied Sports Scientist



JOSH HAVERFIELD

Post-Grad Intern

SUPPORT STAFF



ANTONIO HUFFMAN
Associate A.D. /
Football Administration
Fifth Season
Texas Tech '06

Former Red Raider defensive back Antonio Huffman enters his fifth season on the Texas Tech football staff and his third in the role of Associate Athletics Director for football administration. Huffman previously served as Chief of Staff before earning his current promotion in April 2021.

As part of his expanded role, Huffman oversees the day-to-day operations for the football program, all while adding administrative duties within the athletics department. He is the football program's liaison to administration regarding any legislation pertaining to name-image-likeness (NIL), an important role not only for the football program but across college athletics. He is also the primary contact regarding Texas Tech's facility improvements, namely the ongoing south end zone and Dustin R. Womble Football Center project that began in December 2022 as the athletics department's largest investment in history.

Huffman returned to his alma mater prior to the 2019 campaign to oversee the non-coaching aspects of the football program, including departmental budget, academics, team travel, summer camps and all other day-to-day operations. He spent the seven previous seasons as the Director of Football Operations at Washington State.

This is Huffman's second stint on the Tech staff as he was previously the Director of Player Personnel during the 2008-09 seasons. Huffman served as the football program's liaison with athletics compliance during those two seasons, while also assisting with Tech's recruiting operations where he set up official and unofficial visits, campus tours and summer camps.

In addition, Huffman oversaw housing placement for each Red Raider student-athlete during his tenure and also worked closely with the academic staff at the Marsha Sharp Center for Student-Athletes. He added additional responsibility in 2009 as he supervised the presentation and maintenance of the aesthetics in the Football Training Facility.

Huffman orchestrated many of Tech's community relations activities during his tenure, including the popular "Huff's Huggables" charity drive he founded late in his playing career. "Huff's Huggables" provided stuffed animals to the Lubbock Police Department for officers to provide to local children during difficult moments.

Following his two seasons on staff, Huffman followed former Tech defensive coordinator Ruffin McNeil to East Carolina where he spent the 2010-11 seasons in a similar role with the Pirates. East Carolina played in the Military Bowl during McNeil's first season as the program's head coach.

Huffman departed East Carolina following the 2011 season to rejoin his former head coach Mike Leach at Washington State. He spent the first four seasons of his tenure as the Director of Football Operations before earning a promotion to Assistant Athletics Director after the 2015 season.

With the Cougars, Huffman oversaw the day-to-day operations of the football staff, namely team travel, the Cougar guest coach program and summer camps and clinics. He was also the football liaison for compliance, academics and student conduct throughout his tenure, which culminated with the Cougars winning 11 games in 2018, the most in school history.

A three-year starter at defensive back for the Red Raiders, Huffman completed his Red Raider career in 2006 with 189 tackles, four interceptions and 25 pass breakups. He was named the Defensive MVP in his final game as a Red Raider after picking off a crucial interception in Tech's 44-41 come-from-behind victory over Minnesota in the 2006 Insight Bowl.

Huffman excelled academically during his time as a student-athlete, earning selections to prestigious honors such as the John Wooden Leadership Cup (2007), NCAA Leadership Conference (2006), Draddy Award (semifinalist in 2006) and the President and Dean's List (2005-06). He earned his degree in human development and family studies from Tech in 2006 and has since pursued a master's degree in sociology.

Huffman, a native of Atlanta, Georgia, attended Garden City (Kan.) Community from 2001-03 before transferring to Tech. Following his collegiate career, he played one season for the Lubbock Renegades of the AFL2.

Huffman is married to the former Shelley Bartley of Lubbock. They are the parents of a son, Aeson Deon, and a daughter, Aniyah Jordan.



JAMES BLANCHARD
Director of
Player Personnel
Second Season

James Blanchard was named the first member of Texas Tech head coach Joey McGuire's charter staff as he serves as Director of Player Personnel and oversees the Red Raiders' recruiting operation.

Blanchard, joined McGuire in Lubbock immediately upon his hire, reshaping the Red Raiders' entire recruiting process from scouting to on-campus visits. That process has shown tremendous results over each of the last two recruiting cycles as Texas Tech is coming off its first top-25 class in more than a decade. The Red Raiders previously signed a top-40 ranked class in 2022 in the month after McGuire's hire, a considerable jump from where Texas Tech ranked prior to his arrival.

Considered one of the top personnel directors in college football, Blanchard was the first major addition to McGuire's staff as he was identified as one of the top rising personnel and recruiting staffers in college football by Dn3.com in August 2022. Blanchard was previously in the midst of his second stint as Baylor's Assistant Athletics Director for Scouting prior to immediately joining McGuire upon his hire.

Blanchard rejoined the Baylor football staff in January 2021 as he was responsible for identifying and pursuing prospective scholarship student-athletes. He previously served as Director of Recruiting for the Bears from March 2019 to May 2020 before accepting a position with the Carolina Panthers in the NFL.

While with the Panthers, Blanchard was responsible for breaking down opponent film and evaluating potential free agents for Carolina's front office. He departed Baylor for the NFL alongside former Baylor head coach Matt Rhule, who accepted the Panthers head coaching position following the 2019 season.

A native of Orange, Texas, Blanchard was a member of the football program at West Orange-Stark High School before later studying psychology at Lamar University.

He is married to the former Kiara Fowler. The couple has five children, Kenley, Karrington, Karter, Kali and Kason.



BRIAN NANCE
Director of Scouting
Second Season
Baylor '18

Brian Nance enters his second season on the Texas Tech staff where he serves as Director of Scouting, reuniting him with both head coach Joey McGuire and Director of Player Personnel James Blanchard.

Texas Tech signed its highest-rated class in more than a decade in Nance's first season as the Red Raiders ranked as high as No. 23 nationally by the major recruiting services. Nance arrived in Lubbock in April 2022 just before the summer recruiting period.

Nance joined the Red Raider football program after previously serving on the recruiting staff at Baylor since 2019, first as assistant director of football operations under then-head coach Matt Rhule before moving to the recruiting side as associate director of player personnel in 2020.

Baylor played in two Big 12 title games during Nance's three seasons on staff as the Bears fell to Oklahoma in 2019 before topping Oklahoma State this past season. Both trips led to appearances in the Allstate Sugar Bowl as Baylor was a combined 25-12 overall over his three seasons.

In addition to his time at the collegiate level, Nance joins a long list of Texas Tech staffers who have experience as part of the Texas High School Coaches Association after serving as an assistant coach at Temple High School near Waco in 2018. He joined the Baylor staff immediately following that football season.

Nance was a three-year letterwinner at Baylor from 2014-17 where he developed into one of the top defensive linemen in the Big 12 his senior season. Nance appeared in 38 games with 10 starts as a Bear, capping his tenure with a strong final campaign that saw career highs with 33 tackles, 8.5 tackles for loss and 2.5 sacks.

A native of Buffalo, New York, Nance graduated from Eules (Texas) Trinity High School in the Dallas-Fort Worth metroplex in 2012. He earned his degree in kinesiology and leisure studies from Baylor in 2018.

Nance and his girlfriend, Aereal Dickerson, a 2016 Baylor graduate, have three children: Jayvon, Brielle and Brian III.

PREVIEW

RED RAIDERS

STAFF

'22 REVIEW

HISTORY

RECORDS

TEXAS TECH

SUPPORT STAFF



QUINTIN JORDAN
Director of Football
Operations
Second Season
Texas Tech '10, '12

Quintin Jordan enters his second season as the Director of Football Operations at Texas Tech, reuniting him with head coach Joey McGuire as part of his charter staff with the Red Raiders.

Jordan returned to his alma mater as Director of Football Operations after previously serving in various roles over a four-year span at Baylor. He began his tenure with the Bears as the associate director of student-athlete development in July 2018 being joining the football staff as Director of Football Administration nearly a year later prior to the 2019 season.

Jordan was not only retained but promoted when Baylor head coach Dave Aranda was hired in 2020, placing him in charge of many of the logistical aspects of the program as Director of Football Operations. In his three seasons on the football staff, Baylor enjoyed two 10-win seasons and a

pair of Big 12 Championship game appearances.

In his role with the student-athlete development office, Jordan was responsible for managing the leadership development program as well as the First Year Course, Personal Skills programming and the Student-Athlete Advisor Committee (SAAC). He was hired to the football staff by former Baylor head coach Matt Rhule a year later where he worked alongside Joey McGuire for three seasons.

Prior to Baylor, Jordan served five years as the associate director of sport services at the Conference USA offices where he played a significant role in student-athlete development, representing the league as a facilitator for the NCAA Student-Athlete Leadership Forum and the Emerging Leaders Seminar selections committee.

In addition to his work promoting the league's student-athletes, Jordan was responsible for managing all video exchange for the sports of men's and women's soccer, men's and women's basketball as well as volleyball. He was the primary sport administrator for men's and women's cross country, indoor and outdoor track and field and men's tennis during his tenure at the conference level.

Jordan began his professional career after completing an NCAA Postgraduate Internship in 2012-13 where he was able to see firsthand the legislation process at the national office. The position helped him continue to serve student-athletes by answering NCAA legislative calls, conducting amateurism certifications and by working with the NCAA Eligibility Center's high school review department and the National Letter of Intent program.

Over his career, Jordan has assisted in numerous conference, national and postseason championship events, namely the 2014 BCS National Championship and the inaugural College Football Playoff National Championship in 2015. His experience also includes four NCAA Men's Basketball Final Fours, the 2016 NCAA Women's Basketball Final Four, the 2013 NCAA Men's Basketball Midwest Regional, the 2013 Big 12 Women's Basketball Championship, the 2013 Heart of Dallas Bowl and the 2012 Big Ten Football Championship.

Jordan, a native of Fort Worth, Texas, graduated from Texas Tech in 2010 with his bachelor's degree in business administration from the Rawls College of Business. He received his master's of science in sports management in 2012. He and his wife, Bre, have two children.



DAVE MARTIN
Director of Player
Development
Second Season
East Central Oklahoma '99

Dave Martin reunited with head coach Joey McGuire shortly after his hire at Texas Tech as he was named Director of Player Development on his charter staff.

The role is an important one for McGuire, who quickly plunked Martin to oversee many of the Red Raiders' initiatives in the Lubbock community. Martin, a former assistant coach under McGuire at Cedar Hill High School, is also the football liaison for the academic advising staff located at the Marsha Sharp Center for Student-Athletes.

Martin, like McGuire, arrives in Lubbock as one of the top high school coaches in his native state of Oklahoma as he was an impressive 138-38 over 14 seasons as the athletic director and head football coach at Jones High School in the Oklahoma City area. Martin led his alma mater to seven district championships and a playoff appearance in all but one season, making Jones easily one of the top programs in the state.

The highlight of his tenure came in 2016 when Jones claimed the Class 3A state title, the first for the Longhorns in school history. The monumental win for Jones followed similar close finishes under Martin as the Longhorns appeared in the state title game previously in 2011, his fourth season as head coach, and then the state semifinals in 2012 and 2015. Jones returned to the state semifinals a year after that state title victory in 2017 as well.

The 2016 season earned Martin a slew of coaching honors as he was tabbed the All-State Coach of the Year by The Oklahoman, the Jim Thorpe Award Oklahoma Hall of Fame Coach of the Year, the Oklahoma Sports Hall of Fame Coach of the Year, the Region 8 Coach of the Year and District Coach of the Year. He was named the top coach in the district seven times over his tenure and was twice recognized with region and Oklahoma Sports Hall of Fame honors.

As an athletics director, Martin also oversaw two other sport programs in baseball and women's basketball that claimed state titles during his tenure. His work as an administrator was twice recognized by his peers as he was named the District 8 Athletic Director of the Year following the 2018 and 2019 academic years.

Martin, a member of the Texas High School Coaches Association (THSCA), the Oklahoma Coaches Association (OCA) and the Oklahoma Football Coaches Association (OFBCA), began his coaching career alongside McGuire as the outside linebackers coach at Cedar Hill under then head coach Robert Woods. Once McGuire was promoted to head coach prior to the 2003 season, Jones shifted over to oversee the defensive backs.

Cedar Hill was the first coaching position for Martin after he earned his degree in science and education from East Central Oklahoma University in 1999. Martin returned to his native state of Oklahoma in 2004 to become the defensive coordinator at Harrah High School just east of Oklahoma City. That position helped him return to Jones as an assistant coach in 2007 before being promoted to the top chair the following season.

Martin and his wife, Tara, are parents to two children, a son, Braiden, and a daughter, Blakeley. Braiden is currently a student at Texas Tech University, while Blakeley is entering her freshman year of high school.

SUPPORT STAFF

**SAMMY MORRIS**

Asst. Director of Player
Support Development
Third Season
Texas Tech '99

Texas Tech great and NFL veteran Sammy Morris enters his third season on the Red Raider football staff as the assistant director of player support development.

In his role, Morris serves as Texas Tech's NFL liaison to scouts and team personnel, while also working as an advisor for freshman and transfer student-athletes entering the program. His most important role, however, is as a life coach and advisor for more than 100 student-athletes in the football program based on his own experiences as a collegiate athlete and NFL standout.

The job responsibilities outlined possibly couldn't be a better fit for Morris, who has his own unique story that will relate to student-athletes. Once one of the top athletes to come out of the San Antonio area, Morris looked to be the future at running back for the Red Raiders as a

freshman in 1996 before academic issues kept him off the field for the next three seasons.

Morris returned and was elected a team captain prior to his 1999 senior season where he had a memorable 170-yard performance against rival Texas A&M and eventually led the team with 948 all-purpose yards. His efforts were recognized following the season as he was tabbed the Pete Cawthon Memorial Team MVP and was honored with Donny Anderson Sportsmanship Award.

Morris' redemption story earned him an opportunity at the next level a few months later when the Buffalo Bills selected him in the fifth round of the 2000 NFL Draft. The Bills were one of four stops for Morris during his 12-year NFL career as he played in Super Bowl XLII with the Patriots. He played for Buffalo from 2000-03 before stints with the Dolphins (2004-06), Patriots (2007-10) and the Cowboys (2011).

Following his playing career, Morris served as an assistant coach for Attleboro High School (Mass.) beginning in 2013 and then as an assistant strength and conditioning coach with the Patriots from 2016-18. Morris, who was part of the Patriots' Super Bowl LI championship team, was hired in 2018 as the running backs coach at Dean College.

The son of an Air Force veteran, Morris earned his undergraduate degree at Texas Tech in communications studies in the fall of 1999. He and his wife, Leslie, are parents to three children, daughters, Kiera and Jady, as well as a son, Sammy. Kiera and Jady are currently students at Texas Tech, while Sammy is currently a sophomore defensive back for the Red Raiders.

**HARRISON HANNA**

Asst. Director of Operations & Recruiting
Second Season
Baylor '17, '20

Harrison Hanna enters his second season on the Texas Tech football staff where he serves as an assistant director for team operations and recruiting.

In his role, Hanna is instrumental in the day-to-day functions inside the football program, assisting not only with team travel but also roster management, student-athlete housing, Texas Tech's analytical research and its continued relationship with the Texas High School Coaches Association (THSCA). On the recruiting front, Hanna teams with Quintin Jordan in helping each new Red Raider through the enrollment process and eventual arrival on campus.

Hanna was among the first hires by head coach Joey McGuire after accepting the Texas Tech position as the two previously worked together at Baylor. Hanna's tenure in Waco spanned

nearly a decade as he spent four seasons as a student equipment manager (2013-17) before being hired as a graduate assistant in May 2017 and then to a full-time role a year later.

Hanna was the head equipment manager for each of his final three seasons at Baylor (2019-21) where he coordinated the day-to-day operations of ensuring 100-plus coaches and student-athletes were properly outfitted. Additionally, he also assisted in the day-to-day football operations by advancing road travel, monitoring the CoachComm communications system during each game and contributing to recruiting weekends, among other duties.

Hanna has two degrees from Baylor as he earned his bachelor's in media business with a minor in political science in May 2017. He added a master's in sports management from the university in August 2020 prior to his hire at Texas Tech.

Hanna, a native of Houston, and his wife, the former Brooke Bolting, were married in July 2022. The couple is expecting their first child together in September 2023.

**PRESLEE QUISENBERRY**

Director of On-Campus
Recruiting
Second Season
Texas Tech '22

Preslee Quisenberry enters her second season as a full-time member of the Texas Tech football staff as she serves as Director of On-Campus Recruiting.

In her role, Quisenberry organizes and executes many of the behind-the-scenes aspects of Texas Tech's recruiting operation, planning the accommodations, meals, meetings, tours and activities for prospective student-athletes visiting campus. She also helps oversee the recruiting functions around each home football game.

The position is a familiar one for Quisenberry, who served as a student assistant in the Texas Tech football office for three years as a student prior to being hired full time. During that time, Quisenberry has been essential to Texas Tech's recruiting operation, serving as the point person for prospective student-athlete visits throughout

the 2021 season, a role she has continued this spring under McGuire.

Quisenberry, like many on the Texas Tech staff, has ties to the Texas High School Coaches Association (THSCA) as her father, Chad Quisenberry, recently retired as the Athletics Director at Devine High School near San Antonio. He was also previously the head coach of the Warhorses for 13 seasons as part of 25-plus years with the school district.

In addition to her role as a student assistant in the football office, Quisenberry was a member of President's Select for three years and also interned with the Texas Tech athletics communications office each of her final three semesters.

Quisenberry earned her undergraduate degree from Texas Tech University in May 2022, graduating summa cum laude in only three years as a public relations and strategic communication major.

**KATE SHEALY**

Director of Recruiting
Operations
Third Season
Houston Baptist '18

Kate Shealy enters her third season on the Texas Tech staff where she serves Director of Recruiting Operations. Shealy is instrumental in Texas Tech's recruiting operations, planning and executing not only coaches' travel but also that of prospective student-athletes.

Shealy arrived in Lubbock prior to the 2021 season following two-plus years at East Carolina where she was responsible for many of the behind-the-scenes aspects of the Pirates' recruiting operation. She assisted with budget management and recruiting-related travel support while at East Carolina, many of the same duties she has with the Red Raiders.

In addition to her recruiting duties, Shealy also assisted with the operation needs for the football program while at East Carolina, which included the coordination of home and road game logistics such as meals and facility preparation.

Prior to joining the Pirates, Shealy was a gameday events manager for the Division of Student Affairs at Clemson during the 2018 football season. That position followed successive summer stints as an administrative staff assistant for both the Tigers' player development efforts and Dabo Swinney camps.

Shealy earned her bachelor's degree in kinesiology/sports management from Houston Baptist in May 2018. She spent four years assisting the Huskies football staff with recruiting and operations support as an undergraduate beginning in 2014 under her father Vic Shealy, who was named Houston Baptist's first-ever head coach only two years earlier.

Shealy, a native of Houston, is engaged to Alex Eberhardt of Lubbock.

SUPPORT STAFF

**KIRK BRYANT**

Senior Offensive Analyst
Second Season
Mississippi College '15
Baylor '19

Kirk Bryant enters his second season as a senior offensive analyst on the Texas Tech football staff where he assists offensive coordinator Zach Kittley with the Red Raider quarterbacks as well as opponent scouting.

Bryant arrived in Lubbock following two seasons as the inside receivers coach and recruiting coach at Austin Peay. Bryant was hired by the Governors prior to their 2021 spring season where Austin Peay finished 4-2 in Ohio Valley Conference (OVC) play, which included a pair of ranks wins over No. 7 Jacksonville State and No. 13 Murray State. Austin Peay was a combined 8-4 in conference games during Bryant's two seasons on staff.

Prior to his time with the Governors, Bryant spent four seasons at Baylor where he worked alongside head coach Joey McGuire. Bryant was

an offensive graduate assistant with the running backs and wide receiver groups for the 2017-18 seasons before moving to a quality control role with the Bears' quarterbacks for the 2019-20 campaigns.

His position at Baylor followed a season as the wide receivers coach and operations director at East Texas Baptist where he coached a pair of All-American Southwest Conference selections in Chase Sojka (first team) and Richard Johnson (second team). The duo combined for almost 2,000 receiving yards that season with Sojka leading the team with 83 receptions for 1,074 yards, while Johnson posted 911 yards through the air on 52 catches.

East Texas Baptist featured the top-ranked scoring offense in Division III that season, averaging an impressive 49.9 points per game. Bryant worked that season under Scotty Walden, who would later bring both Josh Cochran and Bryant with him as part of his initial staff at Austin Peay.

Bryant began his coaching career as the wide receivers coach for his alma mater, Mississippi College, in 2015. Bryant, a native of Bullard, Texas, previously played three seasons at Mississippi State (2011-14), leading the Choctaws in receiving yards as a senior. He was the ASC All-Academic team in 2013 and a Gulf South Conference Academic Honor Roll recipient in 2015.

Bryant earned his bachelor's degree in accounting from Mississippi College in 2015 and then added a master's in sports management from Baylor in 2019. He is the son of Keith Bryant, who is currently the superintendent of Lubbock Cooper ISD.

**TYLER SCHOVANECK**

Special Teams Analyst
Second Season
Carroll '15, Case Western '17

Tyler Schovaneck enters his second season as a special teams analyst for the Texas Tech coaching staff. In his role, Schovaneck assists special teams coordinator Kenny Perry with game planning, scouting and practice management for each of the Red Raiders' special teams units.

The Red Raiders ranked among the top special teams units in the country during Schovaneck's first season back on the Red Raider sidelines thanks in part to the play of place kicker Trey Wolff and punter Austin McNamara. Wolff was among the most accurate kickers in college football in his lone season under Perry and Schovaneck as he connected on 21-of-25 field goal attempts, which ranked second all-time in Texas Tech single-season history.

An honorable mention All-Big 12 selection, Wolff was reliable in key situations throughout the season as he had nine field goals that came with under a minute remaining in either the second or fourth quarters or in overtime. He had two game-winning kicks during the season, sending the Red Raiders to memorable come-from-behind victories over both Texas and Oklahoma for the first time in program history. He later signed a free agent agreement with the Tennessee Titans after an impressive showing at his Pro Day.

McNamara, meanwhile, also garnered honorable mention All-Big 12 accolades after averaging 44.3 yards per punt, which ranked 21st nationally and among the top-10 marks in program history. McNamara, combined with no failed snaps from sophomore Jackson Knotts, will enter his senior season as a Red Raider in 2023 on pace to easily shatter the school career punting record.

This is Schovaneck's third stint on the Texas Tech staff as he was previously a special teams quality control coach and personnel assistant for the Red Raiders

in 2017. Prior to that, he was an intern to then football chief of staff Kenny Bell during the summers of 2013-15, assisting with many of the day-to-day operations of the football program.

In between, Schovaneck was an offensive graduate assistant at Case Western University in 2016 where he served as running backs coach. During his lone season, running back Jacob Burke earned second team All-Presidents' Athletic Conference honors after rushing for more than 1,000 yards while also ranking 18th in Division III with 16 touchdowns.

Schovaneck joined the coaching staff after rounding out his playing career as a two-sport athlete in both baseball and football. The baseball program earned a berth to the 2016 NCAA Division III playoffs during his lone season. He previously played both sports at Carroll University in Wisconsin prior to transferring to Case Western for his senior season.

Schovaneck received his first full-time coaching position at Houston Baptist in 2018 where he was the special teams coordinator and running backs coordinator for four seasons. Schovaneck coached alongside Tech offensive coordinator Zach Kittley for three of those seasons as Houston Baptist developed into one of the top offenses at the FCS level.

On special teams, Gino Garcia, who eventually followed Schovaneck to Lubbock, set the HBU career records with 32 field goals and 84 extra points made over his three seasons as well as the single-season mark after finding the uprights 18 times during the 2019 campaign. Garcia was a first team All-Southland Conference honoree in 2021 as one of several Huskies who garnered all-conference accolades under Schovaneck.

Kick returner Gamar Girdy Brito, who, like Garcia, set the HBU career marks for kick return yards and all-purpose yards, collected STATS FCS and Hero Sports All-America honors in 2019 to close his career as well as first team All-Southland Conference accolades. Punter Blake Patterson, meanwhile, was a two-time honoree as a second team selection in 2019 and a first team honoree the following year.

Schovaneck, a native of Lubbock, received his bachelor's of science in business administration and management from Carroll in 2015 and a master's in management and finance from Case Western in 2017. He is engaged to Sarah Gray.

**SEAN KENNEY**

Recruiting & Personnel
Assistant
Second Season
Alabama '20, '21

Sean Kenney enters his second season as a recruiting and personnel assistant on the Texas Tech staff where he assists Director of Player Personnel James Blanchard in identifying prospective student-athletes.

Texas Tech signed its first top-25 class in more than a decade during Kenney's first full year on staff, ranking as high as No. 23 nationally thanks to a focus on identifying and landing top prospects in the state of Texas. Kenney arrived at Texas Tech in January 2022 as Blanchard and head coach Joey McGuire were turning their focus directly on the 2023 class.

Prior to joining the Texas Tech staff, Kenney was a recruiting specialist for the Alabama football program where he assisted in all areas of the Crimson Tide's personnel operation. As part of his duties, Kenney assisted with on-campus visits for future student-athletes, but was also responsible for creating travel plans for coaches and team personnel, updating the Alabama recruiting database and preparing scouting reports.

Alabama regularly signed a top-five recruiting class throughout Kenney's tenure in Tuscaloosa as the Crimson Tide went on to win two College Football Playoff National Championships during that span as well as four SEC titles. The Crimson Tide appeared in the College Football Playoff in all but one of Kenney's six seasons on staff.

In addition to his time at Alabama, Kenney also attended the prestigious Phil Savage Scout School in 2019, one of the top clinics in the country for prospective college and professional scouts. The school, which focuses on learning NFL team rating scales and recruiting best practices, is led by Savage, a longtime NFL executive and general manager.

Kenney earned his bachelor's degree from Alabama in commerce and business administration in 2020 and then his master's in hospitality management with a concentration in sports hospitality in 2021.

SUPPORT STAFF



RYAN CONRY
 Defensive Quality Control
 Second Season
 Ohio State '18, Cal '22

Ryan Conry is in second season as a defensive quality control assistant on the Texas Tech staff, working directly with defensive coordinator Tim DeRuyter, passing game coordinator Marcel Yates and the Red Raider secondary.

With his hiring, Conry reunited with both DeRuyter and Yates after he worked under both as a defensive graduate assistant at Cal during the 2019-20 seasons. The Golden Bears played in the Redbox Bowl in Conry's first season as Cal ranked 33rd nationally in scoring defense after allowing only 21.9 points per game. Cal was again among the Pac-12 leaders in scoring defense again a year later after surrendering only 26.5 points per game.

Between his time at both Cal and Texas Tech, Conry has worked with six players who made their

way to the NFL, a list that includes Jaylin Hawkins, Ashlyn Davis, Camryn Byrum, Elijah Hicks and Daniel Scott at Cal and then Marquis Waters at Texas Tech. Waters, playing the "star" position in Texas Tech's defensive system, ranked second among defensive backs with 13.0 tackles for a loss as a senior in 2022 before signing as an undrafted free agent by the New York Jets.

All five defensive backs Conry worked with at Cal will enter 2023 on NFL rosters, meanwhile, as Davis, a finalist for the Burtsworth Trophy (nation's top walk-on), was selected in the third round of the 2020 NFL Draft by the New York Jets. Byrum heard his name called in the fourth round a year later by the Minnesota Vikings, while Hicks was chosen in the seventh round of the 2022 draft by the Chicago Bears and Scott was picked in the fifth round this past April by the Indianapolis Colts. Hawkins, an undrafted free agent, enters his fourth NFL season in 2023 as a member of the Atlanta Falcons.

Conry was hired at Cal after previously serving as a student coaching intern while earning his undergraduate degree from Ohio State. Conry began his tenure with the Buckeyes as a recruiting intern for the 2014-15 campaigns before later working with the cornerbacks position room for the remainder of his tenure. Conry was part of the Ohio State program when the Buckeyes claimed the College Football Playoff National Championship in 2014.

Conry, a native of Shaker Heights, Ohio, earned his bachelor's degree in finance from Ohio State University in 2018 and then his master's in public health from the University of California-Berkeley in 2022.



JAMES LOCKHART
 Defensive Quality Control
 Second Season
 Baylor '19, '21

James Lockhart enters his second season as a defensive quality control assistant on the Texas Tech staff where he works directly with outside linebackers coach C.J. Ah You.

Lockhart, a former standout at Baylor under head coach Joey McGuire, arrived at Texas Tech after serving as a defensive graduate assistant for his alma mater during the 2021 season. Baylor claimed the Big 12 title during his lone season on staff, which was capped by a victory over Ole Miss in the Allstate Sugar Bowl for a 12-2 season, which marked the most wins in program history.

Prior to joining the coaching profession, Lockhart enjoyed a successful two-year career as a standout defensive end under McGuire at Baylor. Lockhart, a then transfer from Texas A&M, was part of the first signing class under former head coach Matt Rhule, helping push the Baylor program to two bowl trips, including an appearance in the Allstate Sugar Bowl his senior season.

Lockhart, a native of Ennis, Texas, appeared in 27 games during his Baylor career, starting in all 14 games of the 2019 campaign. Lockhart was an honorable mention All-Big 12 selection as a senior after totaling 31 tackles that season, including 8.5 for a loss and 6.0 sacks. Baylor finished 11-3 overall and 8-1 in Big 12 play that season, falling to Oklahoma in the Big 12 Championship game.

Lockhart earned his bachelor's degree from Baylor in health, kinesiology and leisure studies in May 2019 and then added his master's degree in sport pedagogy in 2021.

Lockhart and his wife, Amalia, were married in July 2023 in a ceremony presided over by McGuire.



DIEGO ORTIZ
 Offensive Quality Control
 Seventh Season
 Universidad Inter. '13
 Texas Tech '18

Diego Ortiz enters his seventh season on the Texas Tech staff and his fifth as a quality control assistant where he assists with game preparations for the Red Raider offense, specifically the running back room.

Ortiz has been a staple on the Texas Tech staff, serving under three different head coaches now during his tenure. He's worked in various roles during that time after beginning as a recruiting and operations intern in 2016 before moving into a graduate assistant role with the running backs for the 2017-18 seasons. Ortiz was promoted to a quality control assistant beginning with the 2019 campaign.

Over his career, Ortiz has been among the most-trusted members of the football staff as his duties have involved weekly video breakdowns, updating recruiting profile tapes, tracking productivity measurements and recruit evaluations. He has worked with both the offensive staff and as a personnel assistant throughout his time as a Red Raider.

Prior to his time with the football program, Ortiz worked at the Marsha Sharp Center for Student-Athletes as a graduate assistant advisor. He worked closely with freshmen and at-risk student-athletes of the Red Raider track & field, volleyball and women's tennis programs, while producing the annual academic report for the entire athletic department.

Ortiz graduated with a master's in science and sport management from Texas Tech in May 2018, becoming the first person of Mexican nationality to graduate from the program. He earned his bachelor's degree in international trade relations from Universidad Intercontinental in Mexico City, where he won the yearly "Letter of Merit" for obtaining the highest GPA of the class four years in a row.



LOU BUNNING
 Offensive Grad Assistant
 Second Season
 Lindsey Wilson '19

Lou Bunning enters his second season on the Texas Tech coaching staff where he serves as a graduate assistant, specifically with the offensive line.

This is Bunning's second stint working alongside Texas Tech offensive line coach Stephen Hamby as he previously served in a similar capacity at Western Kentucky prior to their arrival in Lubbock. Bunning was a volunteer coach with the Hilltoppers' tight ends and special teams in 2020 before being promoted to a graduate assistant coach in 2021.

Prior to joining the coaching profession, Bunning was a standout offensive lineman for Lindsey Wilson College from 2015-19 where he earned first team All-Mid-South conference accolades as a senior. Bunning, a two-time captain for the Blue

Raiders, was named as one of five offensive linemen to the Lindsey Wilson College all-decade team in 2021.

Bunning, a native of Fort Thomas, Kentucky, earned a dual degree in criminal justice and communications from Lindsey Wilson in 2019. He is currently enrolled in Texas Tech's master's program.

Bunning and his wife, Kenzie, are parents to two children, a son, Zander, and a newborn daughter, Zurii, who was born in spring of 2023.

PREVIEW

RED RAIDERS

STAFF

'22 REVIEW

HISTORY

RECORDS

TEXAS TECH

SUPPORT STAFF



JAH'SHAWN JOHNSON
Defensive Grad Assistant
Second Season
Texas Tech '18

Former Red Raider great Jah'Shawn Johnson enters his second season on the Texas Tech coaching staff where he serves as a graduate assistant with the secondary.

The Red Raiders enjoyed one of their most-successful seasons in recent memory behind a much-improved secondary. Texas Tech only surrendered 256.8 passing yards per game, its lowest clip since 2014, en route to three members from the secondary garnering All-Big 12 accolades. Malik Dunlap led that group with All-Big 12 second team honors, while Marquis Waters and Rayshad Williams were both honorable mention selections by the conference coaches.

Prior to joining head coach Joey McGuire's staff, Johnson was an assistant coach for his alma mater at Ennis High School. Serving under

legendary head coach Sam Harrell, Johnson worked primarily with the defensive backs for an Ennis program that advanced to the area round of the Class 5A Division II playoffs in each of his two seasons on staff.

Ennis was Johnson's first coaching position after completing a decorated playing career as a Red Raider where he was a four-year starter in the secondary. Johnson, a two-year captain, started 45 games in the scarlet and black as he recorded 298 tackles from 2014-18, including 10.5 for a loss, while also adding six interceptions, 14 pass breakups, six forced fumbles and five fumble recoveries.

Johnson was a three-time All-Big 12 selection, earning honorable mention accolades as a redshirt freshman in 2015 and again as a senior in 2018. He was a second team All-Big 12 pick as a junior after registering 97 tackles for a Tech defense that ranked sixth nationally with 29 takeaways.

Johnson, one of the early signees under then head coach Kliff Kingsbury, earned his undergraduate degree in sport management from Texas Tech in 2018. He is currently pursuing his master's degree in interdisciplinary studies from the university.

Johnson is the son of Tamara Johnson and Keith Davis. His father previously played football at the collegiate level as well as Sam Houston State before a decorated NFL career with the Dallas Cowboys (2002-07, 2008), Miami Dolphins (2008) and Oakland Raiders (2009).



COLE MAXWELL
Defensive Grad Assistant
First Season
Baylor '22

Cole Maxwell enters his first season on the Texas Tech coaching staff as he serves as a graduate assistant working specifically with the defensive line.

This is Maxwell's first coaching position after completing a successful playing career at Baylor where he played under head coach Joey McGuire. Maxwell started in 19 games along the defensive line with the Bears, helping push Baylor to a Big 12 title in 2021 and a victory in the AllState Sugar Bowl. Baylor also made a Big 12 Championship appearance during his 2019 sophomore campaign, which was unfortunately cut short due to injury.

For his career, Maxwell totaled 48 tackles, including 2.5 for a loss and 1.5 sacks, while also a forced fumble and three pass breakups. He was an honorable mention All-Big 12 selection in 2021 after making 27 stops and 1.5 sacks over 13 starts. Maxwell had three tackles in both the Big 12 Championship win over Oklahoma as well as the victory versus Ole Miss in the AllState Sugar Bowl, which also featured his first-career solo sack.

Maxwell signed with Baylor as part of the first signing class to ink with then head coach Matt Rhule, a staff that also featured McGuire as one of its first members. He was previously an All-State defensive lineman out of Allen High School where he was the District 6-6A Defensive MVP as a senior in 2016. Allen finished 14-1 that season, falling in the Class 6A Division I state semifinals.

Maxwell earned his bachelor's degree in education from Baylor in 2022 prior to his hiring at Texas Tech.



TRENT VASEY
Offensive Grad Assistant
Second Season
Western New England '17
Alfred University '19

Trent Vasey enters his second season on the Texas Tech coaching staff where he is an offensive graduate assistant working with the Red Raider wide receivers.

This is Vasey's second stint in the Big 12 Conference as he served in a similar role at Kansas during the 2021 season. Vasey also worked with the wide receiver group for a Kansas program in its first season under Lance Leipold, one that ended with a late November victory over Texas in Austin.

Kansas was Vasey's first position at the FBS level after serving as the tight ends and recruiting coordinator at Stonehill College in his home state of Massachusetts for the 2019-20 seasons. Vasey added recruiting coordinator responsibilities to his duties for his second season with the Skyhawks after previously serving as the video coordinator for the 2019 campaign. Prior to that, Vasey was a graduate assistant coach at Alfred University in New York, working with both the tight end and running back rooms during his two seasons.

Vasey joined the coaching profession following a successful playing career as a four-year member of the football program at Western New England University. Vasey garnered all-conference accolades at tight end during his playing career, helping lead the Golden Bears to a New England Football Conference title and a NCAA Division III playoff appearance each of his final two seasons in 2015 and 2016.

During his collegiate career, Vasey also served as the assistant director and coach of the Blue Chip Football Academy and Bulldog Football School. He also completed a coaching internship at Dean College during the summer of 2015 and was an administrative intern for the entire athletics department the following summer.

Vasey earned his undergraduate degree in sports management from Western New England in May 2017 and later his master's degree in business administration from Alfred in 2019.



ZANE PERRY
Asst. Athletics Director
Equipment Operations
17th Season
Texas Tech '05

Zane Perry enters his 17th season working with the Texas Tech football program and third in the role of Assistant Athletics Director for Equipment Operations.

This will be Perry's 22nd season on the Red Raider sideline as he has risen from a student manager all the way to the head football equipment manager and now his current role. He was also an assistant equipment manager during that time as well.

Perry oversees a staff of six members who work directly with each of Texas Tech's athletics programs. He is the point-person for Under Armour on all apparel requests as well as uniform designs, namely the Red Raider throwback uniforms that Tech has utilized in recent years.

Perry was promoted to Director of Equipment Operations in 2018 after previously serving over a decade as the Red Raiders' head football equipment manager. He added an Assistant Athletics Director title in 2019.

Perry, a Lubbock native, joined the full-time equipment staff after graduating from Texas Tech with a degree in exercise and sport science in 2005. During his tenure as a student equipment manager, Perry served as an NFL intern for two summer camps for the Carolina Panthers equipment staff. After his graduation from Monterey High School in 1999, Perry received a scholarship to join the student equipment staff with the Texas Tech football program.

Perry and his wife, Erica, have two daughters, Presley and Finlay and a son, Walker.

SUPPORT STAFF



CAYMAN ANCELL
Head Equipment Manager
Seventh Season
Texas Tech '16

Cayman Ancell enters his seventh season with the Texas Tech football program and his first as the head equipment manager for the Red Raiders. Ancell, a Lubbock native, was promoted to his current position following the 2020 season from his role as an assistant equipment manager. He is responsible for the equipment of all football student-athletes and making sure each player is properly equipped. Ancell's other responsibilities include issuing all protective and workout gear, preparation of team uniforms, ordering of all team gear including helmets, shoulder pads and other equipment such as Under Armour apparel. He also oversees the issuing of practice and game clothing for coaches, full-time staff and student staff and making sure the equipment is loaded in advance of away

games and bowl games.

Prior to being named to Texas Tech's full-time equipment staff, Ancell was a student manager for two seasons beginning with the 2015 campaign. He was hired as an assistant equipment manager shortly after earning his bachelor's degree in sports management from Texas Tech in December 2016.

In addition to his duties at Texas Tech, Ancell has worked on the professional level, serving a summer internship with the Miami Dolphins during its 2016 training camps.

Ancell and his wife, Kayla, were married in July 2020.




HANNAH PETERSEN
Head Dietitian
Second Season
Alabama '19, Baylor '20

Hannah Petersen enters her second season on the Texas Tech football staff where she oversees the nutritional needs for more than 100 football student-athletes.

Prior to joining the Red Raider football program, Petersen was an assistant sports dietitian at Stanford where she assisted nutrition care for 10 varsity programs, providing pre- and post-game meal recommendations and in-game nutrition facilitation. In addition, she oversaw fueling station operations, tracked the department's nutrition budget operations, while managing five interns and over 10 volunteers.

Petersen's ties to the state Texas come from her experience at Baylor, where she was the performance nutrition assistant, beginning in August 2020. There, she developed and implemented individualized team menus, performed DXA scans and analysis of fat free muscle, body fat trends and bone density. Petersen also split her time from athletics as an adjunct professor for Baylor's Department of Human Sciences and Design.

A native of Minnesota, Petersen received her undergraduate degree from Alabama in Human Environmental Sciences before obtaining her master's degree from Baylor in Nutritional Sciences.



ERIC GERALD
Director of Video
6th Season
Texas Tech '15

Eric Gerald enters his sixth season with the Texas Tech athletics department and his first in the role of Director of Football Video.

In his role, Gerald oversees all the video needs for the Tech coaching staff, including filming and editing practice and game film in addition to breaking down opponent film. He previously served as a video coordinator for the Red Raider football program for the previous five seasons prior to his promotion.

Prior to joining the athletics department, Gerald was a video journalist for KCBT-TV in Lubbock where he assisted in both news and sports coverage. It was his first full-time position after graduating from Texas Tech in December of 2015 with a degree in electronic media and communications.

Gerald was a student assistant in the Texas Tech sports broadcasting department throughout his time as an undergraduate student. He was a key student assistant for Velasquez, traveling to many road games, while also contributing to video board and live television coverage during both basketball and baseball seasons.

Gerald was an offensive lineman for Coronado High School in his hometown of El Paso. He also got his start in creating highlights during that time, too, as he assisted the Coronado staff with coaches video.

Gerald and his wife, the former Katlyn Cook, were married in June 2022.

ADDITIONAL SUPPORT STAFF



JACOB CHAVARRÍA
Video Coordinator



PATRICK CLANCY
Dir. of Creative Content



MARISSA EDWARDS
Asst. AD / Academics



GENTRY HICKS
Asst. Football Dietitian



MARGOT KESSLER
Asst. Academic Advisor




ROGER LIRA
Asst. Equipment Manager



AUSTIN NETTLES
Asst. Equipment Manager



TANNER NIED
Equipment Coordinator



JAKE PITTMAN
Post-Grad Recruiting Intern



BLAKE ROWEDDER
Asst. Director / Creative



AARON TEBO
Assoc. AD / Academics



LESHA WEATHERFORD
Exec. Associate to HC

PREVIEW

RED RAIDERS

STAFF

'22 REVIEW

HISTORY

RECORDS

TEXAS TECH

SPORTS MEDICINE



GRANT STOVALL
Senior Associate AD
10th Season
Texas Tech '94, '98

Grant Stovall, a well-respected athletic trainer and administrator, enters his 10th year as Senior Associate Athletics Director for Student-Athlete Health and Well-Being at Texas Tech University, assuming the position prior to the 2013-14 academic year.

Stovall leads the sports medicine unit at Texas Tech, serving as both the primary administrator and a hands-on athletic trainer. He added additional responsibilities in Feb. 2021 as the primary administrator for the athletics department's strength and conditioning and nutrition units.

Stovall joined the athletics department after spending nine years as Director of Clinical Services at Lubbock Sports Medicine. While at LSM, he worked alongside numerous orthopedic surgeons that provide care for the 400-plus student-athletes at Texas Tech. He was in charge of day-to-day operations of the clinic while managing the durable medical bracing business, sports medicine outreach contracts and marketing.

Prior to joining Lubbock Sports Medicine, Stovall spent six years as the Sports Medicine Manager at Covenant Health Systems where he oversaw the day-to-day operations of the sports medicine department.

His experience in athletic training included two clinical stops while he was pursuing his master's degree in physical therapy at the Texas Tech University Health Sciences Center.

From 1994-98, he served as an athletic trainer at Rehabilitation Sports Medicine Network and at Methodist Hospital SportsCare. During that time he provided coverage as an athletics trainer at a number of area high schools.

Stovall earned a Bachelor of Science from Texas Tech in 1994 and a Master of Physical Therapy from the Texas Tech University Health Sciences Center in 1998. He holds athletic training certifications from the Texas Advisory Board of Athletics Trainers, the NATA Board of Certification as well as the Texas Board of Physical Therapy Examiners.

Stovall lives in Lubbock with his wife, Denise. They have a daughter, Kassidee, and a son, Kooper.



DR. KEVIN CRAWFORD
Medical Director / Head
Orthopedic Surgeon
18th Season

Lubbock has always been home for Dr. Kevin Crawford. He attended Monterey High School, received his Doctorate of Medicine from the University of Texas Southwestern Medical School in Dallas. After his Orthopedic Surgery Residency, he returned to Lubbock to begin his career.

After a successful start to his practice he accepted an invitation to do a Sports Medicine Fellowship with the prestigious Steadman-Hawkins Clinic in Vail, Colorado.

During his year-long fellowship, he received advanced training in arthroscopic knee and shoulder surgery. In 2006, Dr. Crawford was asked to serve as a U.S. Ski and U.S. Snowboard Team Physician. Since that time, he has traveled the world to care for the U.S. athletes.

Dr. Crawford currently oversees the Sports Medicine Department at Texas Tech. He has been involved with Texas Tech Athletics since 2005. He is in private practice at Lubbock Sports Medicine where he serves as Team Physician for several local high schools and area colleges.

Dr. Crawford and his wife, Maura, have three children, Kylie, Colin, and Cadan.



DR. MICHAEL PHY
Head Team Physician
16th Season

Dr. Michael Phy enters his 16th season serving as Head Team Physician with the Texas Tech football team.

Dr. Phy is an Associate Professor in the Department of Internal Medicine at Texas Tech University Health Sciences Center (TTUHSC). He is also the Chief of General Medicine and the Program Director of the Internal Medicine Residency.

Dr. Phy graduated from Dartmouth College where he played four seasons as a wide receiver for the football team. He then completed medical school at the University of North Texas Health Sciences Center graduating with honors.

Dr. Phy completed his residency in Internal Medicine at TTUHSC in Lubbock and served as Chief Resident in 2012. He was selected as the

first fellow in Hospital Medicine at Mayo Clinic in Rochester, Minn., and worked as faculty there for two years. In addition to providing sports medicine coverage for the Texas Tech football and baseball programs, Dr. Phy's practice and research interests center on perioperative medicine and care of the hospitalized patient. He is board certified in internal medicine.

Dr. Phy grew up in San Antonio and graduated from James Madison High School. He is married to Dr. Jennifer Phy and they have a son, Tyler, and a daughter, Sara.



MICHAEL RAMIREZ
Associate A.D.
Head Athletic Trainer
Seventh Season

Michael Ramirez enters his seventh season on the Texas Tech Sports Medicine staff and his first in the role of Associate Athletics Director and head football athletic trainer.

Ramirez oversees the round-the-clock care of more than 100 student-athletes in the Football Training Facility. He directs a staff of three additional athletic trainers who work with team doctors to provide the most up-to-date prevention, treatment and rehabilitation for football student-athletes.

Ramirez joined the athletics department in 2017 as an assistant athletic trainer with the football program before being promoted to associate athletic trainer a year later. In addition to his role as head football athletic trainer, he also oversees the sports medicine needs for both the

men's and women's golf programs.

During his time at Texas Tech, Ramirez has served as a supervisor of undergraduate and master's athletic training students with the football program as well as the athletics department's relationship with Gatorade.

Ramirez also coordinated the athletics department's response to the COVID-19 pandemic, establishing protocols across all sports for testing procedures in compliance with NCAA and Big 12 guidelines as well as securing appropriate testing materials. In response, Ramirez received the Director of Athletics Award of Excellence at Texas Tech's end-of-year department banquet in 2021.

Prior to Texas Tech, Ramirez was the head athletic trainer for Desert Ridge High School in Arizona from 2015-17 and was an athletic trainer for Deer Park High School in Texas from 2013-15. He was previously an athletic training intern for the Houston Texans in the NFL from 2011-13.

Ramirez is a graduate of Arizona State with a bachelor of science degree in kinesiology (2009) as well as the Texas Tech Health Sciences Center where he earned his master's in athletic training in 2011. He and his wife, Lizzy, reside in Lubbock with their children, Rory and Banks.

SPORTS MEDICINE SUPPORT STAFF



DR. DAYNA CHARBONNEAU
Sports Psychology



ERIKA DEAN
Asst. Athletic Trainer



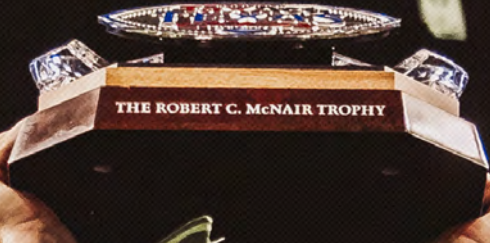
STEVEN LAPSO
Asst. Athletic Trainer



JORDAN SHIMODA
Assoc. Athletic Trainer



SARAH HIRSCH
Sports Psychology



SKILL
EXTRAORDINARY
CHAMPIONS
★ 2022 ★

2022 SEASON REVIEW

SEASON NOTES



▲ Texas Tech put together quite the debut season under **JOEY MCGUIRE**, who led the Red Raiders to four-straight victories to close the season, including a memorable 42-25 victory over Ole Miss in the TaxAct Texas Bowl. It marked the first time since 1995 where Tech has won four-consecutive games to end a year.

RECAPPING A MEMORABLE 2022 SEASON...

- With its win over Ole Miss in the TaxAct Texas Bowl, Texas Tech secured its first eight-win season since 2013, which marked the debut season of then head coach **Kliff Kingsbury**. It marked Texas Tech's 12th season as a Big 12 member with eight or more wins.
- The Red Raiders finished 6-1 at home, marking their most wins at Jones AT&T Stadium since Texas Tech had a similar record in front of its fans in 2009. It was the 11th time in program history Texas Tech has won six or more home games in a season and the fifth time as a Big 12 member (2000, 2005, 2008, 2009, 2022).
- Texas Tech's win over Oklahoma to close the regular season helped the Red Raiders lock in consecutive winning seasons for the first time since the 2012-13 campaigns. The Red Raiders will enter 2023 looking to extend that streak to three-straight years, which would mark Texas Tech's longest successful run since boasting a .500 or better record over 18-consecutive seasons from 1993-2011. The victory also helped the Red Raider secure their first-ever season with wins over both Texas and Oklahoma.
- The thing about preseason polls is they tend to be wrong. That's why **Joey McGuire** and his team were unfazed when the Red Raiders were picked ninth in the preseason, only to finish in sole possession of fourth place in the conference standings. It marked Texas Tech's highest finish in the conference standings since the Big 12 moved to a 10-team format to start the 2011 season as the Red Raiders were ultimately a win over K-State away from appearing in the conference championship.
- Texas Tech was 3-0 in overtime games after going past regulation to defeat No. 25 Houston, No. 22/19 Texas and Oklahoma during the regular season. It was the first time in program history Texas Tech has won three or more overtime games in a season and only the third time it has won multiple games since the NCAA began allowing games to go past regulation in 1996. The Red Raiders also scored multiple overtime wins in 2012 (Kansas, at No. 21 TCU) as well as 2006 (at UTEP, bowl game versus Minnesota). The victory over Texas marked the first time in program history that the Red Raiders won back-to-back home games in overtime.
- Texas Tech had only two true freshmen play more than four games during the season in defensive lineman **Joseph Adedire** and linebacker **Wesley Smith**. Adedire appeared in 12 of 13 games with six starts, recording 19 tackles, including 3.5 for a loss, while Smith was inserted into seven games, normally on special teams.
- The excitement over **Joey McGuire's** hire was felt across Texas Tech Athletics in his debut season as the athletics department saw significant increases in ticket sales. Texas Tech boasted more than 7,000 new season ticket holders in 2022, pushing its total to more than 28,000, which ranked in the top 10 all-time in school history.
- Texas Tech closed the regular season having played nine bowl teams this season, including two in non-conference play in Houston and N.C. State. The Red Raiders were 4-5 in those games with wins over Houston, Texas, Kansas and Oklahoma.

ONE OF TOUGHEST SCHEDULES IN AMERICA

- Texas Tech faced arguably one of the most challenging schedules in college football this season with six ranked opponents overall and nine bowl-bound teams. The Red Raiders were 2-4 against ranked opponents this season with wins over then-No. 25 Houston and No. 22/19 Texas and losses in all four road trips to No. 16/12 N.C. State, No. 25 Kansas State, No. 7 Oklahoma State and No. 7 TCU.
- Following the TCU game, Texas Tech was one of only two schools at that point in the season (nine games) to face at least six teams ranked in the top 25 of the Associated Press poll at the time of the game, joining Tennessee.
- Texas Tech's start to its season marked the first time in program history where the Red Raiders had five ranked opponents fall in the first six games of their schedule. In fact, the challenging start to the season ranked among the most difficult in recent memory as Texas Tech was only the fourth team since 1980 to face an Associated Press top-25 opponent in five of the first six games of a season. According to research from STATS, Inc., Texas Tech joined the likes of Michigan State (1987), Tennessee (1991) and Ohio State (1995) in facing similar challenging starts against AP top-25 teams.
- Of those four schools, Texas Tech is the only school to feature a first-year head coach in **Joey McGuire**. He became the first head coach in the FBS since

SEASON NOTES

1980 to face five AP top-25 opponents in the first six games of his debut season.

- The five-straight games against ranked opponents matched the longest streak in school history that was previously set in 2012.
- With its win over Texas, the Red Raiders recorded multiple wins over ranked opponents in the same season for the first time since 2012 when Texas Tech topped No. 4 West Virginia and No. 21 TCU in consecutive games. The victory over Texas also marked the first time in program history that Texas Tech defeated multiple ranked opponents in the first four games of a season.
- For **Joey McGuire**, he became only the second head coach in program history to defeat a top-25 team in his first game against a ranked opponent after topping Houston. He joins **Kliff Kingsbury** as the only other head coach to do so after the Red Raiders edged No. 24 TCU, 20-10, in what was only the third game of Kingsbury's tenure in 2013.
- The win over Texas, meanwhile, helped McGuire join both Kingsbury and **JT King** (1961) as the only two head coaches in program history to record multiple wins against ranked opponents in their debut season. Kingsbury also topped No. 16 Arizona State in the Holiday Bowl to wrap the 2013 season, while King led the Red Raiders to victories over No. 21 TCU and No. 23 Baylor in 1961.
- Since both Houston and N.C. State remained in the top-25 polls prior to their matchups with the Red Raiders, it marked the first time since 2002 that Texas Tech has faced multiple ranked non-conference opponents in a season. The Red Raiders previously started the 2002 campaign at No. 12 Ohio State before traveling later to face No. 16 N.C. State in the fourth week of the season. It was only the sixth time Tech faced multiple ranked non-conference opponents in a regular season since joining the Southwest Conference in 1960.
- Prior to the season, Texas Tech was one of only four power-five conference schools that were slated to face at least two non-conference opponents ranked in the preseason Associated Press top 25. That list also included Pac-12 programs Oregon and Stanford along with the SEC's Arkansas.
- There was just one power-five program, Mississippi State, that had more preseason AP top-25 teams on its regular-season schedule than Texas Tech with six. The Red Raiders' schedule pit them against five AP preseason top-25 ranked opponents as Texas Tech was one of 10 power-five teams that was faced with that type of 2022 schedule (Georgia Tech, Louisville, North Carolina, Syracuse, Stanford, Arkansas, Auburn, South Carolina and Vanderbilt).

BRADLEY, THE FRESHMAN ALL-AMERICAN

- **Jerand Bradley** developed into Texas Tech's key threat in the passing game in his first full season as the redshirt freshman finished as the team leader with 744 receiving yards and six receiving touchdowns. Bradley, who also shared the team high with 51 receptions, became only the sixth freshman since 1972 to lead the team in receiving yards, joining the likes of **Erik Ezukanma** (2019) newly-enshrined College Football Hall of Fame inductee **Michael Crabtree** (2007), **Taurean Henderson** (2002), **Sheldon Bass** (1994) and **Wayne Walker** (1985).
- Bradley ended the year ranked third all-time among Texas Tech freshmen for single-season receiving yards, trailing only Crabtree's NCAA freshman record of 1,962 yards in 2007 as well as the 806 yards from **Alex Torres** in 2009.
- Bradley led all Big 12 freshmen and ranked third among FBS freshmen for receiving yards overall, trailing only Coastal Carolina's **Jared Brown** (789 yards) and California's **J. Michael Sturdivant** (755 yards).
- Bradley recorded three 100-yard receiving performances, which led all power-five freshmen nationally. He hauled in six catches for 108 yards and two touchdowns in the season opener against Murray State before adding eight catches for 119 yards and another score midway through the year at Oklahoma State. He wrapped the regular season with an impressive eight catches for 173 yards and a touchdown in the win over Oklahoma.
- Bradley's 173 receiving yards against the Sooners marked the most by an FBS freshman this season and the most by a Red Raider receiver since **Myles Price** totaled 175 yards through the air late in the 2021 season against Iowa State. It marked the most receiving yards by a Red Raider freshman since Crabtree finished with 195 yards in Texas Tech's 2007 contest at Texas.
- Bradley capped his successful season with a strong performance versus Ole Miss in the TaxAct Texas Bowl where he led the Red Raiders with eight catches for 88 yards and a touchdown. His eight receptions matched his career high in the win as he gave Texas Tech a 26-7 lead just before halftime off a 12-yard touchdown strike from **Tyler Shough**.

FOURTH DOWN SUCCESS

- Much was said about **Joey McGuire's** aggressive approach to fourth downs as Texas Tech finished 33-of-52 on conversion attempts, which ranked first nationally for both total successful conversions and attempts. The Red Raiders were third in the Big 12 and 16th nationally with a .635 conversion percentage.
- The aggressive philosophy is one McGuire gained an appreciation for while at Baylor in 2021 as the Bears were among the most aggressive teams in college football, going 22-of-35 on fourth down attempts en route to a run to the Big 12 title. Baylor closed the 2021 season ranked tied for 10th nationally in most successful fourth-down conversions, which resulted in 86 points compared to only 17 points allowed for failed attempts.
- Baylor was the only other FBS program to convert at least 30 fourth down attempts on the season as the Bears were 30-of-47 overall. There were only 11 total FBS programs with 20 or more conversions, in fact, as North Carolina closed the season ranked third after moving the sticks 25 times on fourth downs followed by Navy with 23 and then the quartet of SMU, Buffalo, Tennessee and West Virginia with 22.
- For total attempts, Texas Tech again easily led the FBS as Baylor was second with 47 followed by a significant gap with Northwestern in third with 40, Navy in fourth with 38 and then five others schools with 37. In fact, there were only 22 other FBS programs who attempted the same number of fourth-down attempts as the Red Raiders had conversions (33) on the year.

A CHALLENGING START TO THE SEASON

Stats, Inc. research into the number of times since 1980 where schools have faced five top-25 teams in the first six games.

Year	School	Record*
1987	Michigan State	4-2
1991	Tennessee	4-2
1995	Ohio State	6-0
2022	Texas Tech	3-3

* indicates record through first six games.

MOST CHALLENGING SCHEDULES ALL-TIME

Most games against top-25 teams in a season at Texas Tech

Year(s)	No. of Games	Record	Record vs top-25
2002	7	9-5	2-5
2011	6	5-7	1-5
2012	6	8-5	2-4
2022	6	8-5	2-4
10 Years	5	--	--

Rankings based on both AP and coaches poll at time of the game.

FBS FRESHMAN RECEIVING LEADERS

National leaders in receiving yards among FBS freshmen

Name	School	Yds.
Jared Brown	Coastal Carolina	789
J. Michael Sturdivant	California	755
Jerand Bradley	Texas Tech	744
Tetairoa McMillan	Arizona	702
Evan Stewart	Texas A&M	649

TEXAS TECH FRESHMAN LEADERS

Listing of the top single-season receiving marks all-time by a freshman

Name	Year	Yds.
Michael Crabtree	2007	1,962
Alex Torres	2009	806
Jerand Bradley	2022	744
Erik Ezukanma	2019	664

PREVIEW

RED RAIDERS

STAFF

'22 REVIEW

HISTORY

RECORDS

TEXAS TECH

SEASON NOTES

- Texas Tech's 33 successful fourth down conversions are its highest total during the Big 12 era (1996-present). Texas Tech previously moved the sticks 25 times on fourth down in 2002 when the Red Raiders were 25-of-40 overall.
- Texas Tech converted 63.5 percent of its fourth down tries, resulting in 129 points and an astounding plus-78 advantage on the scoreboard. Failed fourth downs have only resulted in 51 points for opponents, with seven of those not being the fault of the Red Raider defense as N.C. State took a fourth down interception back for a touchdown.
- McGuire's aggressive nature was a key reason for Texas Tech's victory in its Big 12 opener against Texas as the Red Raiders were 6-of-8 on fourth downs, marking their most conversions in a game dating back to 2000. The Red Raiders matched that total by going 6-for-7 on fourth downs against West Virginia, which were all in the first half.
- Dating back to 2013 when the NCAA began tracking single-game highs for fourth down conversions, Texas Tech is the only school to successfully move the sticks six times on fourth downs in two separate games in a season. Only UTEP, South Alabama and UCF have converted the same number of fourth downs in an FBS game this year.
- Texas Tech turned its six successful fourth down conversions into a season-high 27 points against the Longhorns, while its two failures did not hurt the Red Raiders as Texas was unable to convert into scoring drives of its own. The Red Raiders were 4-for-6 on fourth down tries in the second half of that game, which led to 20 key points down the stretch leading into an overtime victory.
- The Red Raiders again used the strategy to their advantage in the TaxAct Texas Bowl as Texas Tech was 5-for-6 against an aggressive Ole Miss team to finish with a plus-23 advantage in points. Ole Miss, meanwhile, was only 2-for-7 on its fourth down attempts.
- Texas Tech was 8-1 this past season when it was tied or leading the plus/minus scale on its fourth-down decisions with the lone loss coming at Oklahoma State. That loss came despite the Red Raiders gaining 24 points on drives continued via a successful fourth down with only seven points against due to an inability to convert. The plus-17 advantage marked Texas Tech's third-highest clip on the season.

THE DEEPEST QB ROOM IN THE COUNTRY

- After head coach **Joey McGuire** pushed the Red Raiders' quarterback battle from spring to preseason camp, he reminded offensive coordinator **Zach Kittley** that he'd likely never experience this type of talent in one single room possibly ever again in his career. That depth eventually paid off as the Red Raiders used three different starters behind center in senior **Tyler Shough** (five games), sophomore **Donovan Smith** (four games) and redshirt freshman **Behren Morton** (four games).
- All three gunslingers registered better than 1,000 yards passing this season with their opportunities under center. Texas Tech is only the second FBS program since 1996 to have three different quarterbacks throw for at least 1,000 yards in a season, joining Oklahoma State from the 2012 campaign.
- While it is the only FBS program to have three 1,000-yard passers, Texas Tech is one of seven FBS programs to have multiple 1,000-yard passers this past season, joining Tulsa, Arizona State, Boston College, Kansas, Liberty and Kansas State.
- Due to the even share of playing time for the quarterback room, you will not find a Texas Tech quarterback atop any individual leaderboards but the Red Raider passing offense ended the season ranked No. 12 in the FBS averaging 302.0 passing yards per game, which also led the Big 12. It marked the first time Texas Tech had averaged 300 passing yards per game since 2019.

NEWS AND NOTES ON THE OFFENSE

- Texas Tech's high-tempo offense led the FBS with 1,094 total plays and 84.2 offensive plays per game thus far. The Texas Tech single-season record for total plays is 1,155 that was set in 2002 when the Red Raiders averaged 81.7 offensive plays per game over 14 contests (including a bowl game).
- Texas Tech ended the season averaging 34.2 points per game, which marked the 21st time in the past 22 years where the Red Raiders averaged at least 30.0 points per game. It marked the Red Raiders' highest average since 2018. It marked the second-highest scoring average for a first-year head coach in program history, trailing only the 35.8 clip the Red Raiders averaged in Kliff Kingsbury's debut season in 2013.
- Texas Tech has had 13 different Red Raiders catch a touchdown, its most in a single season since 2009 when the Red Raiders had 14 different touchdown pass catchers. Texas Tech ranked tied for second in the FBS this year for number of passes with a receiving touchdown with USC, trailing only N.C. State with 15.
- **Myles Price** shared the team high for receptions with 51 on the season, including a career-high 13 in the Red Raiders' win over Texas on Sept. 24. It marked the most receptions by a Red Raider since **Antoine Wesley** set a single-game record for receiving yards off a similar 13 receptions in a 2018 victory over Houston. The performance finished tied for the seventh-most single game receptions in the FBS this season and second among Big 12 receivers.
- **Xavier White's** performance of nine catches for 120 yards and a touchdown at Kansas State on Oct. 1 placed him in a select category as he joined **Taurean Henderson** as the only Red Raiders since 2000 to record multiple games with at least 100 rushing yards as well as two or more 100-yard receiving performances. White hit the 100-yard mark on the ground as a running back in 2020 versus Kansas State (113) and Kansas (135) and previously had 107 receiving yards in the 2019 season opener versus Montana State. He topped 100 yards once again two weeks later, this time setting a new career-high with 139 yards on Oct. 22 versus West Virginia.
- Texas Tech's 436 passing yards against Oklahoma in the regular-season finale marked its most against a Big 12 opponent since the Red Raiders torched Texas with 454 yards through the air late in the 2018 season. It marked only the fourth time since 2000 where the Red Raiders threw for more than 400 yards against the Sooners after also doing so in 2007, 2011 and 2016.

FOURTH DOWNS LEADING TO POINTS

Game-by-game look at how Texas Tech has turned successful fourth-down conversions into points.

Game	4th Downs	Pts. Gained	Pts. Lost	+/-
Murray State	0-0	0	0	0
Houston	2-3	7	0	+7
N.C. State	1-4	7	14*	-7*
Texas	6-8	27	0	+27
K-State	1-3	0	6	-6
Oklahoma St.	4-7	24	7	+17
West Virginia	6-7	14	0	+14
Baylor	2-4	7	10	-3
TCU	3-6	7	14	-7
Kansas	1-2	3	0	+3
Iowa State	1-1	7	0	+7
Oklahoma	1-1	3	0	+3
Ole Miss	5-6	23	0	+23
Totals	33-52	129	51	+78

* touchdown was a result of a fourth-down interception returned for the score, not the defense

MOST SUCCESSFUL 4TH-DOWN TRIES

Texas Tech's most successful fourth down conversions in a season during the Big 12 era.

Year	Converted	Attempts	Pct.
2022	28	46	60.9
2002	25	40	62.5
2009	22	32	68.8
2020	20	31	64.5
2003	19	34	55.9
2007	19	31	61.3

SEASON NOTES

THOMPSON PLACES NAME IN RECORD BOOK

SaRodorick Thompson cemented his status as one of the top running backs in school history as a senior as he totaled 684 yards and seven touchdowns on the ground, which easily placed him inside the top-10 all-time for both career rushing yards and rushing touchdowns. Thompson, who finished seven rushing yards shy of Tahj Brooks for the team high, previously led the Red Raiders in rushing yards twice during his career and totaled at least 500 yards on the ground in four different seasons. Below is where he ranks in the Texas Tech record book.

TEXAS TECH CAREER LEADERS FOR RUSHING TOUCHDOWNS

1. James Gray (1986-89)	52
2. Taurean Henderson (2002-05)	50
3. SaRodorick Thompson (2018-22)	40
4. Byron Morris (1991-93)	37
5. Ricky Williams (1997-01)	36
6. Shannon Woods (2005-08)	33

TEXAS TECH CAREER LEADERS FOR RUSHING YARDS

7. James Hadnot (1976-79)	2,794
8. SaRodorick Thompson (2018-22)	2,664
9. Larry Isaac (1973-76)	2,633
10. Baron Batch (2006, 2008-10)	2,501
11. Donny Anderson (1963-65)	2,280



1-2 PUNCH PROVES TRUE IN RUNNING GAME

- **Joey McGuire** wasn't lying when he said he felt the Red Raiders had a true 1-2 punch at running back this season with **SaRodorick Thompson** and **Tahj Brooks**. In fact, not much separated the two as Brooks leads the Red Raiders with 691 yards and seven touchdowns on 147 carries, while Thompson has 684 rushing yards and seven touchdowns on 139 attempts.
- Thompson ended his career as one of the most prolific Red Raiders in school history in finding the end zone as his 40 rushing touchdowns rank third in program history. At the end of bowl season, Thompson was one of only four active FBS players with at least 40 rushing touchdowns in their respective careers, joining the likes of Malik Cunningham (Louisville), Mohamed Ibrahim (Minnesota), Adrian Martinez (Kansas State). He and Brooks combined to lead all FBS duos with 58 combined rushing touchdowns as Brooks has 18 for his career.
- Texas Tech boasted a pair of 600-yard rushers for only the fourth time in the Big 12 era (1996-present) as the Red Raiders also featured similar two-back systems in 2008 with **Shannon Woods** and **Baron Batch**, in 2010 with **Baron Batch** and **Eric Stephens** and in 2017 with **Justin Stockton** and **Tre King**.
- The Red Raiders recorded a season-high 264 rushing yards against Kansas, marking its most yards on the ground in a Big 12 game since totaling 293 in the Jayhawks' last visit to Lubbock in 2020. It marked the seventh time Texas Tech has notched at least 260 rushing yards in a Big 12 game since 2000.
- The Red Raiders' performance on the ground versus Kansas marked the first time since the start of the 2000 season that Texas Tech featured four different players with at least 50 rushing yards in a game. **Tyler Shough** led the group with 76 rushing yards followed by Thompson with 66, **Cam'Ron Valdez** with a career-high 66 and Brooks with 51.

NEWS AND NOTES ON THE DEFENSE

- Texas Tech closed the 2022 campaign only allowing 29.2 points per game, marking its lowest average in more than a decade. The Red Raiders had not previously surrendered less than 30 points per game since 2009 when opposing offenses averaged 22.6 points.
- The Red Raiders registered 16 of their 18 takeaways on the year over the course of their eight wins. That total included five forced turnovers in Texas Tech's win over Ole Miss in the TaxAct Texas Bowl.
- Texas Tech was one of the most-opportunistic teams in getting in opposing backfields as the Red Raiders closed the year ranked tied for 20th in the FBS with 91.0 tackles for loss. It marked the Red Raiders' most tackles for loss in a season since 2003 when Tech totaled 92.0 thanks in part to **Adell Duckett's** school record 24.5 stops behind the line. Tech was tied for 18th in the FBS with 7.0 tackles for loss per game.
- Texas Tech blocked four kicks this past season, ranking tied for 10th-best in the FBS. The four blocks match the most in a season for the Red Raiders during the Big 12 era with the 2000 and 2020 squads, respectively. Tech has never had five in that time period.
- Texas Tech allowed 256.8 passing yards per game defensively, which was its lowest clip since 2014 when the Red Raiders surrendered 253.2 yards per contest through the air.

PUTTING OUT THE FIRE

- Texas Tech was one of the most-successful teams in the country this past season in limiting opponents in the red zone, all part of a philosophy by **Joey McGuire** and **Tim DeRuyter** to challenge the defense to "put out the fire." By putting out the fire, the Red Raiders strived to either create a takeaway, force a fourth-down stop or keep their opponent to only a field goal.
- The Red Raiders, ultimately, led the Big 12 and ranked ninth in the FBS for red zone defense after opponents scored in 43-of-58 trips inside the 20. Among power-five teams, the Red Raiders ended the season ranked fifth overall in the category.
- While no points are obviously the preference, Texas Tech was among the top teams in the country in limiting opponents to only a field goal. In fact, 16 of the 43 red zone conversions by opponents were the result of a field goal, which led all power-five schools and ranked fourth in the FBS, trailing only Georgia Southern (18), Tulsa (17) and Hawaii (17).
- Texas Tech, in particular, was especially steadfast in keeping opponents off the board over the final four games of the regular season as opponents converted only 11-of-23 (47.8 percent) of appearances during that span. The Red Raiders' red zone defense went from being ranked No. 125 in the FBS after their eighth game versus Baylor, up to No. 84 after holding TCU to 3-for-6 on its trips to the red zone, before climbing to No. 45 after holding Kansas to 3-for-6 on its trips to the red zone and all the way up to No. 14 after holding Iowa State to 1-for-5 overall. Oklahoma converted on four of its six trips to officially move the Red Raiders into the top 10 for red zone defense.

PREVIEW

RED RAIDERS

STAFF

'22 REVIEW

HISTORY

RECORDS

TEXAS TECH

SEASON NOTES

TYREE WILSON, THE TOP-10 PICK

It didn't take long for **Tyree Wilson** to rise NFL Draft boards this season. In fact, Wilson, a first team All-America honoree, became the highest-drafted Red Raider defensive player in program history as the Las Vegas Raiders used the seventh overall pick to select the talented edge rusher. The selection marked the fifth time a Red Raider had heard his name called in the first 10 picks as Wilson joined the likes of Texas Tech Ring of Honor members in Dave Parks, Donny Anderson, Michael Crabtree and Patrick Mahomes II. Below is a listing of other Texas Tech first round selections based on their overall pick:

SELECTION	NAME	TEAM	YEAR
No. 1	Dave Parks, E	San Francisco 49ers	1964
No. 7	Donny Anderson, RB	Green Bay Packers	1965
No. 7	Tyree Wilson, OLB	Las Vegas Raiders	2023
No. 10	Michael Crabtree, WR	San Francisco 49ers	2009
No. 10	Patrick Mahomes II, QB	Kansas City Chiefs	2017
No. 11	Walter Schlinkman, RB	Green Bay Packers	1945
No. 21	Gabriel Rivera, DL	Pittsburgh Steelers	1983
No. 21	Ted Watts, DB	Oakland Raiders	1981
No. 27	Jordyn Brooks, LB	Seattle Seahawks	2020
--	E.J. Holub, C	Dallas Texans*	1961

* designates selected by previous AFL team and not NFL



ONE OF THE BEST TO WEAR THE SCARLET & BLACK

■ Despite missing the final two regular-season game and the TaxAct Texas Bowl due to injury, **Tyree Wilson** was still able to earn first team All-American by the Football Writers Association of America (FWAA). Wilson became the 32nd Red Raider all-time to be selected as a first team All-American by one of the five NCAA-recognized organizations. He is the first Red Raider to be named a first team All-American since **Antoine Wesley** in 2018 and the first edge rusher/defensive end standout to do so since **Montae Reager** in 1998.

■ Wilson was also a first team All-Big 12 honoree after leading the conference in both sacks (0.70) and tackles for loss (1.40) per game. Wilson also ranked 12th nationally in tackles for loss per contest and 28th for sacks per game. Wilson, who produced his best overall season as a Red Raider, finishing with career highs for tackles (61), tackles for loss (14.0) and sacks (7.0), ranked third among power-five players for tackles for loss.

■ Wilson's season-ending injury, ultimately, prevented him from entering the Texas Tech record book for career sacks as he ended his tenure a half-sack shy of matching **Pete Robertson** (2011-14) for 10th all-time in program history. Wilson collected an impressive 15.5 sacks over his 32-game career as a Red Raider, which included the COVID-shortened 2020 season and then a 2022 campaign cut short due to injury.

■ Wilson built on his breakout junior season with an even more dominant senior season, shifting from a down lineman to a stand-up stance in the "EDGE" pass rusher role in first-year defensive coordinator **Tim DeRuyter's** system. DeRuyter has led a few of the more major menaces to the quarterback in recent history, including Kayvon Thibodeaux last season at Oregon and Von Miller at Texas A&M, both top-five NFL Draft selections.

■ While playing in two different systems in his last two seasons, Wilson set the tone as the team leader for both tackles for loss and sacks at Texas Tech in both his junior and senior seasons. He led the team with 13.5 TFLs and 7.0 sacks in 13 games in 2021 before his 14.0 TFLs and 7.0 sacks over 10 games this past season.

WILSON'S 10-GAME RESUME

(Statistics as of Nov. 13 following last game played; exited early in Nov. 12 contest with two tackles, 0.0 TFLs)

■ **Tyree Wilson** led the power five with 50 pressures and ranked second in the FBS according to *Pro Football Focus*.

■ He ranked tied for third in the power five for tackles for loss (14.0) and tied for ninth in the FBS.

■ He led the FBS with 8.5 tackles for loss against opponents that were ranked in the Nov. 13 AP top-25 poll. He also led the power five with 9.0 TFLs in true road games and ranked fourth in the FBS for the category.

■ Wilson ranked tied for 25th in the FBS for total sacks (7.0) despite often facing double teams on passing downs. He led the FBS with 5.0 sacks against opponents that were ranked in the top 25 of the Nov. 13 AP poll.

■ Wilson was not just a pass rusher as he was third on the team with 61 tackles after 10 games, easily the most in his career. Wilson was one of only two power-five players at the time and one of seven players in the FBS to record 60 tackles on the season, at least 10.0 tackles for loss and at least 6.0 sacks.

FBS TACKLES FOR LOSS LEADERS

Top TFL/per game performers among individuals from Power Five programs in 2022

Name (Team)	TFL/Gm
Durrell Johnson (Liberty)	2.1
Ivan Pace Jr. (Cincinnati)	1.7
Jose Ramirez (Eastern Michigan)	1.6
John Marshall (Navy)	1.6
Viliami Fehoko (San Jose State)	1.6
Thomas Incom (Central Michigan)	1.6
Tuli Tuipulotu (USC)	1.6
Layton Jordan (Temple)	1.5
Drake Thomas (N.C. State)	1.5
Tyree Wilson (Texas Tech)	1.4
Three Others	1.4

WILSON IN THE TECH RECORD BOOK

Breakdown of where Tyree Wilson ranks in the Texas Tech single-season and career records.

Name (Years)	Career Sacks
7. James Mosley (1985-88)	17.0
Shawn Jackson (1991-93)	17.0
9. Eli Howard (2016-20)	16.5
10. Pete Robertson (2011-14)	16.0
Tyree Wilson (2020-22)	15.5

WILSON GAME-BY-GAME IN 2022

Opponent	UA	A	TOT	SACKS-YDS	TFL-YDS
Murray State	3	3	6	0.5-3	2.0-9
#25 Houston	3	1	4	0.0-0	0.0-0
at #16 NC State	6	5	11	2.0-11	3.5-13
#22 Texas	5	1	6	0.5-3	0.5-3
at #25 Kansas St	4	2	6	2.0-16	2.0-16
at #7 Oklahoma St	2	2	4	1.0-6	1.0-6
West Virginia	2	2	4	0.5-4	0.5-4
Baylor	6	4	10	0.0-14	2.0-8
at #7 TCU	4	4	8	0.5-4	2.5-9
Kansas	1	1	2	0.0-0	0.0-0
Totals	36	25	61	7.0-47	14.0-68

SEASON NOTES

TACKLING MACHINE

- Everyone knew **Krishon Merriweather** could make tackles when he came to Texas Tech. He joined the Red Raiders after leading the nation at the NJCAA level, registering 153 stops as a sophomore in 2019 at Garden City Community College in Kansas. Merriweather was an NJCAA second team All-American, totaling 153 tackles over 11 games, which led the junior college ranks with 13.9 tackles per game. He also chipped in 10.0 for a loss and 3.5 sacks. Sticking to that trend, Merriweather led Texas Tech with 112 tackles, which is 21 more than the second-most on the team. It marked the most stops in a season by a Red Raider since **Micha Awe** had 126 in 2015 and the fourth-highest total by a Red Raider in the last 20 years (2003-present). He is one of nine Red Raiders to own triple-digit tackles in the last 20 years.
- Merriweather, who closed his career with 239 career stops, ranked third in the Big 12 for tackles, trailing only Oklahoma's Danny Stutsman (125) and Texas' Jaylan Ford (119). He was 12th nationally in solo tackles per game (5.4) and 41st for total tackles per game (8.6).

THE RIGHT FIT

- Known for his versatility throughout his Texas Tech career, fifth-year senior **Kosi Eldridge** found his place on the Red Raider defense as its starting "Will" Linebacker (weak-side linebacker). Eldridge, in his third season as a Red Raider, was utilized in multiple linebacker spots and a hybrid defensive back role in 2020, and as a defensive back in 2021, but was shifted to weak-side linebacker in fall camp and earned the starting job. The move paid off as he ranked second on the team with 91 tackles, which included 4.5 for a loss and 2.5 sacks. He entered the 2022 season with 31 career tackles over his previous three seasons with the Red Raiders.

STAR OF THE SHOW

- Marquis Waters**, a defensive back that played the "STAR" in **Tim DeRuyter's** system, ranked second on the team in tackles for loss with 13.0, only trailing eventual first round NFL Draft pick hopeful **Tyree Wilson's** 14.0. It was quite the performance for Waters, who was second in the FBS for tackles for loss among defensive backs. He had at least a share of a tackle for loss in each of Texas Tech's final 11 games on the season en route to posting the most total TFLs by a Red Raider defensive back dating back to the 2000 season.

SPECIAL SEASON FOR WOLFF

- One of the top stories from the 2022 football season had to be kicker **Trey Wolff**, who wrapped his collegiate career with a memorable senior campaign. Wolff was among the nation's most-accurate legs, finishing 21-of-25 on field goals and 41-of-42 on PATs with some memorable kicks that won't be forgotten around Lubbock for a long time as his foot propelled the Red Raiders to wins against both Texas and Oklahoma this past season.
- With his three field goals in the TaxAct Texas Bowl, Wolff became the first Red Raider in program history to connect on at least 20 field goals twice in career. Wolff, who had 20 successful field goal tries as a redshirt freshman in 2019, closed the season ranked second all-time on the Texas Tech single-season chart, trailing only **Ryan Bustin** and his 23 field goals from 2013.
- Wolff moved into sole possession of fifth Texas Tech for career field goals with 42 (42-of-52) over his four seasons. Wolff started his career very strong, going 20-for-22 on field goals in 2019, ranking him as one of the most accurate kickers in the country. He became only the second Tech player since 2000 to record a field goal percentage of 90.0 or higher (90.9), joining then-school-record holder **Clayton Hatfield** (92.9 percent) from 2016. Wolff went 1-for-5 in 2020 and did not attempt a field goal in 2021.
- Wolff was perfect in 2022 on kicks inside 39 yards, converting 14-of-14. He was 5-of-9 from 40-49 yards and perfect from 50-plus going 2-of-2 on a pair of 51-yard kicks (career-long).
- Wolff converted on 12-straight kicks dating back to Oct. 8 up until missing his second attempt against Ole Miss in the Texas Bowl. That miss, which came from 41 yards out, prevented Wolff from matching the school record for consecutive makes, which was previously set by **Jonathan Garibay** in 2021 as well as **Clayton Hatfield** in 2018.
- Wolff played hero three times this season (vs. Houston, Texas, Oklahoma). He put a then career-long 47-yarder between the uprights with three seconds remaining to push the Houston contest into the first of two overtime periods. Versus the Longhorns, Wolff connected on a 45-yard try with 21 seconds left in regulation to give Texas Tech a 34-31 lead. Texas' kicker countered to tie the game, but it was Wolff who hit the game-winning 20-yard field goal in overtime to win the game. His last kick in Lubbock, a 35-yard field goal, pushed Texas Tech past Oklahoma in overtime.
- Wolff announced following the regular season he would forego his final season of eligibility to pursue a professional career in the NFL following the Red Raiders' appearance in the TaxAct Texas Bowl in his hometown of Houston. He later signed an undrafted free agent agreement with the Tennessee Titans.

MAHOMES ENTERS TEXAS TECH RING OF HONOR

- Texas Tech great **Patrick Mahomes II** became the eighth member of the prestigious Ring of Honor during a halftime ceremony presented by American State Bank during the Baylor game. Mahomes, who was also enshrined in the Texas Tech Hall of Fame that same weekend, joined a select group in the Ring of Honor consisting of legends such as **Donny Anderson** (2012), **E.J. Holub** (2012), **Dave Parks** (2012), **Gabe Rivera** (2014), **Zach Thomas** (2016), **Michael Crabtree** (2021) and **Elmer Tarbox** (2021).
- Mahomes was surprised with the announcement of his upcoming Ring of Honor induction on Aug. 20 following the Kansas City Chiefs' preseason win over the Washington Commanders. Texas Tech Director of Athletics **Kirby Hocutt** and President **Lawrence Schovanec** joined Mahomes on the field to unveil his upcoming enshrinement as part of a video presentation on the Arrowhead Stadium screens. Mahomes was inducted into both the Texas Tech Hall of Fame and Ring of Honor following a unanimous vote of the Ring of Honor committee this summer.

CRABTREE ENTERS THE COLLEGE FOOTBALL HALL OF FAME

- Michael Crabtree**, the two-time Biletnikoff Award winner and 2021 inductee into the Texas Tech Ring of Honor, became the sixth Red Raider in program history to be inducted into the College Football Hall of Fame on Dec. 6 in Las Vegas. Crabtree was selected in only his first year as a nominee following a national vote by the National Football Foundation. He joined a prestigious group of fellow Red Raiders already in the College Football Hall of Fame, a list consisting of **E.J. Holub** (inducted in 1986), **Donny Anderson** (1989 class), **Dave Parks** (2008 class), **Gabe Rivera** (2012 class) and **Zach Thomas** (2015 class).

TEXAS TECH CAREER FG LEADERS		
1.	Ryan Bustin (2012-14)	50
	Clayton Hatfield (2015-18)	50
3.	Alex Trlica (2004-07)	48
4.	Bill Adams (1977-79)	43
5.	Trey Wolff (2019-22)	42
6.	Ricky Gann (1981-84)	41
	Scott Segrist (1985-88)	41
8.	Lin Elliott (1988-91)	40
9.	Jon Davis (1991-94)	35
	Chris Birkholz (1998-00)	35

TEXAS TECH SEASON FG LEADERS		
1.	Ryan Bustin (2013)	23
2.	Trey Wolff (2022)	21
3.	Trey Wolff (2019)	20
4.	Clayton Hatfield (2018)	17
	Ryan Bustin (2012)	17
	Lin Elliott (1991)	17
	Ricky Gann (1984)	17
	Bill Adams (1979)	17
9.	Bill Adams (1978)	16
	Chris Birkholz (1998)	16

PREVIEW

RED RAIDERS

STAFF

'22 REVIEW

HISTORY

RECORDS

TEXAS TECH

INDIVIDUAL HONORS



▲ The Red Raiders were a perfect 5-0 in starts in 2022 by **TYLER SHOUGH**, who capped the season by earning MVP honors in the TaxAct Texas Bowl where he became the first Red Raider quarterback to rush for at least 100 yards in a game since the great Rodney Allison in 1976.

JOSEPH ADEDIRE (DL)

Honorable Mention All-Big 12 - Def. Freshman of Year

JERAND BRADLEY (WR)

Honorable Mention All-Big 12

Honorable Mention Freshman All-America (*College Football News*)Second Team Freshman All-America (*The Athletic*)
All-Big 12 Fourth Team (*Phil Steele Magazine*)**TONY BRADFORD JR. (DL)**

Honorable Mention All-Big 12

All-Big 12 Third Team (*Phil Steele Magazine*)**BAYLOR CUPP (TE)**

John Mackey Award Watch List

MALIK DUNLAP (DB)

All Big-12 Second Team

All-Big 12 Third Team (*Phil Steele Magazine*)**JAYLON HUTCHINGS (DT)**

Honorable Mention All-Big 12

All-Big 12 Second Team (*Pro Football Focus*)**JACKSON KNOTTS (LS)**All-Big 12 Fourth Team (*Phil Steele Magazine*)**AUSTIN MCNAMARA (P)**

Honorable Mention All-Big 12

All-Big 12 Third Team (*Pro Football Focus*)All-Big 12 Third Team (*Phil Steele Magazine*)

Ray Guy Award Watch List

KRISHON MERRIWEATHER (LB)

Honorable Mention All-Big 12

NFLPA Collegiate Bowl Selection

All-Big 12 Fourth Team (*Phil Steele Magazine*)**BEHREN MORTON (QB)**

Honorable Mention All-Big 12 - Offensive Freshman of the Year

LONDON PETERSON (OL)

Honorable Mention All-Big 12

MYLES PRICE (WR)

Honorable Mention All-Big 12

Paul Hornung Award Watch List

TYLER SHOUGH (QB)

TaxAct Texas Bowl MVP

Johnny Unitas Award Watch List

Reese's Senior Bowl Watch List

COLE SPENCER (OL)

Outland Trophy Watch List

DADRION TAYLOR-DEMERSON (DB)All-Big 12 Second Team (*Pro Football Focus*)**SARODRICK THOMPSON JR. (RB)**

Honorable Mention All-Big 12

All-Big 12 Fourth Team (*Phil Steele Magazine*)

NFLPA Collegiate Bowl Selection

HENRY TEETER (TE)

Honorable Mention All-Big 12

MARQUIS WATERS (DB)

Honorable Mention All-Big 12

All-Big 12 First Team (*Pro Football Focus*)All-Big 12 Fourth Team (*Phil Steele Magazine*)**XAVIER WHITE (WR/KR)**All-Big 12 Fourth Team (*Phil Steele Magazine*)**DENNIS WILBURN (OL)**

Honorable Mention All-Big 12

RAYSHAD WILLIAMS (DB)

Honorable Mention All-Big 12

TYREE WILSON (OLB)

First Team FWAA All-America

Second Team AFCA All-America

Second Team AP All-America

Bednarik Award semifinalist

The Athletic First Team All-America

First Team USA Today All-America

First Team Phil Steele Magazine All-America

PFF All-America Honorable Mention

Reese's Senior Bowl All-American Defensive Team

First Team All-Big 12

First Team All-Big 12 (*Phil Steele Magazine*)

Honorable Mention All-Big 12 - Defensive Player of the Year

Honorable Mention All-Big 12 - Defensive Lineman of the Year

All-Big 12 First Team (AP)

All-Big 12 First Team (*Pro Football Focus*)

Dave Campbell Texas Football All-Texas First Team

Dave Campbell Texas Football Defensive Lineman of the Year

TREY WOLFF (K)

Honorable Mention All-Big 12

Honorable Mention All-Big 12 - Special Teams Player of the Year

All-Big 12 Third Team (*Phil Steele Magazine*)All-Big 12 Second Team (*Pro Football Focus*)

FINAL BIG 12/NCAA RANKINGS

BIG 12 FINAL STANDINGS

	CONF	PCT.	OVERALL	STK
Kansas State*	7-2	.778	10-4	L1
TCU	9-0	1.000	13-2	L1
Texas	6-3	.667	8-5	L1
Texas Tech	5-4	.556	8-5	W4
Oklahoma State	4-5	.444	7-6	L3
Baylor	4-5	.444	6-7	L4
Oklahoma	3-6	.333	6-7	L2
Kansas	3-6	.333	6-7	L4
West Virginia	3-6	.333	5-7	W1
Iowa State	1-8	.111	4-8	L3

* Won Big 12 Championship game with victory over TCU.

BIG 12 BOWL RESULTS

LOCKHEED MARTIN ARMED FORCES BOWL

Air Force 30, Baylor 15

GUARANTEED RATE BOWL

Wisconsin 24, Oklahoma State 17

AUTOZONE LIBERTY BOWL

Arkansas 55, Kansas 53

TAXACT TEXAS BOWL

Texas Tech 42, Ole Miss 25

CHEEZ-IT BOWL

Florida State 35, Oklahoma 32

VALERO ALAMO BOWL, SAN ANTONIO, TEXAS

Washington 27, Texas 20

ALLSTATE SUGAR BOWL

Alabama 45, Kansas State 20

CFP SEMIFINAL AT THE VRBO FIESTA BOWL

TCU 51, Michigan 45

CFP NATIONAL CHAMPIONSHIP

Georgia 65, TCU 7

FINAL 2022 TEAM STAT RANKINGS

CATEGORY	TECH	NCAA	BIG 12
Scoring Offense	34.2	26th	4th
Total Offense	461.4	22nd	2nd
Rushing Offense	159.4	58th	8th
Passing Offense	302.0	12th	1st
Passing Efficiency	127.9	86th	7th
Time of Possession	29:36	68th	6th
Scoring Defense	29.2	92nd	7th
Total Defense	425.5	107th	7th
Rushing Defense	168.8	90th	7th
Passing Defense	256.8	102nd	6th
Passing Efficiency Defense	138.2	94th	8th
QB Sacks Per Game	2.4	44th	1st
Tackles for Loss	7.0	18th	3rd
Net Punting	39.96	38th	4th
Punt Returns	6.5	83rd	7th
Kickoff Returns	22.7	23rd	3rd
Turnover Margin	-6	107th	8th

FINAL INDIVIDUAL STAT RANKINGS

INDIVIDUAL	CATEGORY	TOTAL	NCAA	BIG 12
Jerand Bradley	Receiving TDs	6	79th	4th
	Receiving Yards	744	--	7th
	Receiving Yards Per Game	62.0	--	6th
	Yards Per Reception	14.59	--	12th
Tahj Brooks	Rush Yards Per Carry	4.70	--	8th
	Rushing TDs	7	--	T-12th
	Rushing Yards	691	--	7th
	Rushing Yards Per Game	53.2	--	8th
	Total TDs	8	--	T-10th
Kosi Eldridge	Total Tackles Per Game	7.0	--	11th
Loic Fououji	Kickoff Return TDs	1	T-2nd	T-1st
	Yards Per Reception	13.26	--	15th
Austin McNamara	Punting	44.3	21st	3rd
Krishon Merriweather	Solo Tackles Per Game	5.4	12th	3rd
	Total Tackles Per Game	8.6	41st	3rd
Behren Morton	Passing TDs	7	--	T-12th
	Passing Yards	1,117	--	14th
Tyler Shough	Passing TDs	7	--	T-12th
	Passing Yards	1,304	--	11th
Donovan Smith	Completion Percentage	.661	24th	2nd
	Completions Per Game	12.17	--	8th
	Passing Efficiency	133.9	--	4th
	Passing TDs	12	--	11th
	Passing Yards	1,505	--	10th
	Passing Yards Per Game	125.4	--	8th
	Passing Yards Per Completion	10.31	--	7th
	Points Responsible For	122	--	6th
	Points Responsible For/Game	10.2	--	5th
	Rushing TDs	7	--	T-12th
Total Offense Per Game	135.1	--	8th	
Total TDs	8	--	T-10th	
Yards Per Pass Attempt	6.81	84th	6th	
Dadrion Taylor-Demerson	Fumbles Recovered	2	22nd	T-1st
	Interceptions Per Game	0.2	--	10th
	Total Interceptions	3	T-43rd	T-6th
SaRodorick Thompson	Rush Yards Per Carry	4.92	--	6th
	Rushing TDs	7	--	T-12th
	Rushing Yards	684	--	8th
	Rushing Yards Per Game	52.6	--	9th
	Total TDs	8	--	T-10th
Xavier White	Combined Kick Returns	331	--	7th
Tyree Wilson	Sacks Per Game	0.70	28th	1st
	Tackles For Loss Per Game	1.4	12th	1st
Trey Wolff	Field Goal Percentage	.840	34th	4th
	Field Goals Per Game	1.62	11th	2nd
	Points Responsible For	104	--	12th
	Points Responsible For/Game	8.0	--	14th
	Scoring Per Game	8.0	33rd	5th
	Total Points Scored	104	31st	5th

PREVIEW

RED RAIDERS

STAFF

'22 REVIEW

HISTORY

RECORDS

TEXAS TECH

SITUATIONAL RECORDS



▲ Texas Tech was a perfect 3-0 in overtime games during the 2022 season, which included memorable wins over both Texas and Oklahoma during Big 12 play. It marked the first time in program history where the Red Raiders have topped both the Longhorns and Sooners during the same season.

	2022	Big 12		2022	Big 12
Overall	8-5	5-4	Passing for less than 300 yards	3-3	2-2
at Jones AT&T Stadium	6-1	4-1	Passing for 300-399 yards	3-2	2-2
in Away Games	1-4	1-3	Passing for 400-499 yards	2-0	1-0
Day Games	3-3	2-3	Passing for 500+ yards	0-0	0-0
Night Games (6 p.m. start or later)	5-2	3-1	Totalling less than 300 yards of total offense	1-0	1-0
vs. Top 25 teams	2-4	1-3	Totalling 300-399 yards of total offense	0-3	0-2
vs. Top 10 teams	0-2	0-2	Totalling 400-499 yards of total offense	3-1	1-1
vs. Top 5 teams	0-0	0-0	Totalling 500-599 yards of total offense	3-1	3-1
vs. Unranked Teams	6-1	4-1	Totalling 600+ yards total offense	1-0	0-0
TV games			Allowing less than 100 yards rushing	3-0	1-0
on FOX	0-1	0-1	Allowing 100-199 yards rushing	3-2	2-1
on FS1	4-1	3-1	Allowing 200+ yds rushing	2-3	2-3
on ESPN	2-0	1-0	Allowing less than 200 yards passing	0-3	0-2
on ABC	0-0	0-0	Allowing 200-299 yards passing	6-2	4-2
on ESPN2	0-2	0-1	Allowing 300-399 yards passing	1-0	0-0
on Big 12 Now on ESPN+	2-1	1-1	Allowing 400+ yards passing	1-0	1-0
Scoring first	6-1	3-1	Allowing less than 300 yards total offense	2-1	1-0
Opponents score first	2-4	2-3	Allowing 300-399 yards total offense	1-0	0-0
Leading at halftime	6-1	3-1	Allowing 400-499 yards of total offense	2-4	2-4
Trailing at halftime	2-4	2-3	Allowing 500+ yards of total offense	3-0	2-0
Tied at halftime	0-0	0-0	Leading turnover margin	4-0	3-0
Leading after third quarter	7-1	4-1	Trailing turnover margin	4-5	2-4
Trailing after third quarter	1-3	1-2	Tied in turnover margin	0-0	0-0
Tied after third quarter	0-1	0-1	Having 0 takeaways	2-2	1-2
Overtime games	3-0	2-0	Having 1 takeaway	1-3	1-2
Scoring less than 20 points	1-2	1-1	Having 2 takeaways	3-0	2-0
Scoring 20-29 points	0-2	0-2	Having 3 or more takeaways	2-0	1-0
Scoring 30-39 points	2-1	1-1	Having 0 turnovers	3-0	3-0
Scoring 40-49 points	3-0	2-0	Having 1 turnover	2-2	1-2
Scoring 50+ points	2-0	1-0	Having 2 turnovers	1-0	1-0
Allowing less than 20 points	3-0	2-0	Having 3 or more turnovers	2-3	0-2
Allowing 20-29 points	2-1	1-0	Leading in time of possession	6-2	4-2
Allowing 30-39 points	2-2	1-2	When trailing in time of possession	2-3	1-2
Allowing 40+ points	1-2	1-2			
Rushing for less than 100 yards	0-1	0-0			
Rushing for 100-199 yards	5-4	3-4			
Rushing for 200+ yards	3-0	2-0			

TEAM/INDIVIDUAL STATS

Team Results

Date	Opponent	Score	Att.
09/03/2022	Murray St.	W 63-10	58823
09/10/2022	Houston	Wot2 33-30	56271
09/17/2022	at NC State	L 14-27	56919
* 09/24/2022	Texas	Wot1 37-34	60975
* 10/01/2022	at Kansas St.	L 28-37	50782
* 10/08/2022	at Oklahoma St.	L 31-41	55509
* 10/22/2022	West Virginia	W 48-10	56530
* 10/29/2022	Baylor	L 17-45	60705
* 11/05/2022	at TCU	L 24-34	44760
* 11/12/2022	Kansas	W 43-28	55613
* 11/19/2022	at Iowa St.	W 14-10	52676
* 11/26/2022	Oklahoma	Wot1 51-48	51126
12/28/2022	vs Ole Miss	W 42-25	53251

Rushing

Player	gp	att	gain	loss	net	avg	td	lg	avg/g
Tahj Brooks	13	147	722	31	691	4.7	7	37	53.2
SaRodoric Thompson	13	139	736	52	684	4.9	7	36	52.6
Tyler Shough	7	72	342	73	269	3.7	4	36	38.4
Cam/Ron Valdez	4	18	170	1	169	9.4	0	38	42.3
Donovan Smith	12	76	234	118	116	1.5	7	27	9.7
Behren Morton	9	42	164	85	79	1.9	2	15	8.8
Bryson Donnell	3	16	74	2	72	4.5	0	38	24.0
Nehemiah Martinez	13	2	12	0	12	6.0	0	6	0.9
Xavier White	13	1	5	0	5	5.0	0	5	0.4
Blake Bedwell	2	2	4	0	4	2.0	0	2	2.0
Jaylon Hutchings	13	1	1	0	1	1.0	1	1	0.1
Team	13	9	0	30	-30	-3.3	0	0	-2.3
Total	13	525	2464	392	2072	3.9	28	38	159.4
Opponents	13	516	2521	327	2194	4.3	18	69	168.8

Passing

Player	gp	effic	comp-att-int	pct	yds	td	lg	avg/g
Donovan Smith	12	133.9	146-221-8	66.1	1505	12	58	125.4
Tyler Shough	7	130.3	106-177-4	59.9	1304	7	47	186.3
Behren Morton	9	118.9	96-169-6	56.8	1117	7	55	124.1
Myles Price	11	0.0	0-1-0	0.0	0	0	0	0.0
Team	13	0.0	0-1-0	0.0	0	0	0	0.0
Total	13	127.9	348-569-18	61.2	3926	26	58	302.0
Opponents	13	138.2	251-425-10	59.1	3338	23	77	256.8

Receiving

Player	gp	no.	yds	avg	td	lg	avg/g
Jerand Bradley	12	51	744	14.6	6	47	62.0
Myles Price	11	51	513	10.1	2	54	46.6
Xavier White	13	45	572	12.7	3	55	44.0
Loic Fouonji	13	34	451	13.3	3	39	34.7
Nehemiah Martinez	13	32	394	12.3	2	43	30.3
Tahj Brooks	13	26	164	6.3	1	17	12.6
SaRodoric Thompson	13	23	119	5.2	1	30	9.2
Trey Cleveland	12	22	344	15.6	0	58	28.7
J.J. Sparkman	11	14	150	10.7	1	33	13.6
Brady Boyd	12	13	125	9.6	1	18	10.4
Mason Tharp	10	12	100	8.3	2	21	10.0
Baylor Cupp	12	12	132	11.0	2	24	11.0
Henry Teeter	12	6	61	10.2	1	23	5.1
Jordan Brown	8	3	18	6.0	0	10	2.3
Donovan Smith	12	1	15	15.0	1	15	1.3
Drew Hocutt	12	1	11	11.0	0	11	0.9
Haydon Wiginton	1	1	7	7.0	0	7	7.0
Tyler King	1	1	6	6.0	0	6	6.0
Total	13	348	3926	11.3	26	58	302.0
Opponents	13	251	3338	13.3	23	77	256.8

Game Records

Record	Overall	Home	Away	Neutral
ALL GAMES	8-5	6-1	1-4	1-0
CONFERENCE	5-4	4-1	1-3	0-0
NON-CONFERENCE	3-1	2-0	0-1	1-0

Team Statistics

	TTU	OPP
First Downs	345	267
Rushing	136	113
Passing	181	133
Penalty	28	21
Rushing Yardage	2072	2194
Rushing attempts	525	516
Average per rush	3.9	4.3
Average per game	159.4	168.8
TDs Rushing	28	18
Passing Yardage	3926	3338
Comp-Att-Int	348-569-18	251-425-10
Average per pass	6.9	7.9
Average per catch	11.3	13.3
Average per game	302.0	256.8
TDs Passing	26	23
Total offense	5998	5532
Average per play	5.5	5.9
Average per game	461.4	425.5
Kick returns: #-Yards	30-681	23-369
Punt returns: #-Yards	17-110	10-157
Int returns: #-Yards	10-47	18-271
Fumbles-Lost	20-7	13-9
Penalties-Yards	74-576	81-742
Punts-Avg	50-44.3	60-41.8
Time of possession / game	29:36	29:57
3rd-down conversion	78/211	78/202
4rd-down conversion	33/52	11/33
PAT-attempts	(48-49) 98%	(41-42) 98%
2-point conversion-attempts	(2-5) 40%	(1-3) 33%

Interceptions

Player	no.	yds	avg	td	lg
Dadrion Taylor-Demerson	3	0	0.0	0	0
Reggie Pearson	2	36	18.0	0	25
Rayshad Williams	1	0	0.0	0	0
Kosi Eldridge	1	0	0.0	0	0
Tyler Owens	1	0	0.0	0	0
Marquis Waters	1	11	11.0	0	11
Malik Dunlap	1	0	0.0	0	0
Total	10	47	4.7	0	25
Opponents	18	271	15.1	3	84

PREVIEW

RED RAIDERS

STAFF

'22 REVIEW

HISTORY

RECORDS

TEXAS TECH

INDIVIDUAL STATS

Field Goals

Player	fg	pct.	01-19	20-29	30-39	40-49	50-99	lg	blk
Trey Wolff	21-25	84.0	0-0	8-8	6-6	5-9	2-2	51	0
Gino Garcia	0-1	0.0	0-0	0-0	0-0	0-1	0-0	0	0
Opponents	22-28	78.6	0-0	7-7	7-11	8-10	0-0	48	2

Scoring

Player	td	fg	PAT						pts
			kick	rush	rcv	pass	dxp	saf	
Trey Wolff	-	21-25	41-42	-	-	-	-	-	104
Tahj Brooks	8	-	-	-	-	-	-	-	48
Donovan Smith	8	-	-	-	-	1	-	-	48
SaRodorick Thompson	8	-	-	-	-	-	-	-	48
Jerand Bradley	6	-	-	-	-	-	-	-	36
Tyler Shough	4	-	-	-	-	-	-	-	24
Loic Founouji	4	-	-	-	-	-	-	-	24
Xavier White	3	-	-	1	-	-	-	-	20
Mason Tharp	2	-	-	-	1	-	-	-	14
Behren Morton	2	-	-	-	-	-	-	-	12
Nehemiah Martinez	2	-	-	-	-	-	-	-	12
Baylor Cupp	2	-	-	-	-	-	-	-	12
Myles Price	2	-	-	-	-	-	-	-	12
Gino Garcia	-	0-1	7-7	-	-	-	-	-	7
JJ Sparkman	1	-	-	-	-	-	-	-	6
Brady Boyd	1	-	-	-	-	-	-	-	6
Henry Teeter	1	-	-	-	-	-	-	-	6
Jaylon Hutchings	1	-	-	-	-	-	-	-	6
Total	55	21-26	48-49	1	1	1	0	0	445
Opponents	45	22-28	41-42	0	1	1	0	0	379

Score by Periods

Team	1st	2nd	3rd	4th	OT	TOT
Texas Tech	89	138	91	108	19	445
Opponents	90	88	62	129	10	379

Punting

Player	no.	yds	avg	lg	tb	fc	i20	50+	blk
Austin McNamara	50	2215	44.3	65	3	25	15	15	0
Total	50	2215	44.3	65	3	25	15	15	0
Opponents	60	2507	41.8	67	2	18	21	12	2

Punt Returns

Player	no.	yds	avg	td	lg
Myles Price	8	63	7.9	0	20
Drew Hocutt	4	25	6.3	0	19
Adrian Frye	3	7	2.3	0	5
Xavier White	2	15	7.5	0	13
Total	17	110	6.5	0	20
Opponents	10	157	15.7	1	80

Kick Returns

Player	no.	yds	avg	td	lg
Xavier White	14	316	22.6	0	36
Jordan Brown	7	171	24.4	0	67
Nehemiah Martinez	7	130	18.6	0	25
Tyrrique Matthews	1	20	20.0	0	20
Loic Founouji	1	44	44.0	1	44
Total	30	681	22.7	1	67
Opponents	23	369	16.0	0	30

All Purpose

Player	g	rush	rcv	pr	kr	lr	total	avg/g
Xavier White	13	5	572	15	316	0	908	69.8
Tahj Brooks	13	691	164	0	0	0	855	65.8
SaRodorick Thompson	13	684	119	0	0	0	803	61.8
Jerand Bradley	12	0	744	0	0	0	744	62.0
Myles Price	11	0	513	63	0	0	576	52.4
Nehemiah Martinez	13	12	394	0	130	0	536	41.2
Loic Founouji	13	0	451	0	44	0	495	38.1
Trey Cleveland	12	0	344	0	0	0	344	28.7
Tyler Shough	7	269	0	0	0	0	269	38.4
Jordan Brown	8	0	18	0	171	0	189	23.6
Cam'Ron Valdez	4	169	0	0	0	0	169	42.3
JJ Sparkman	11	0	150	0	0	0	150	13.6
Baylor Cupp	12	0	132	0	0	0	132	11.0
Donovan Smith	12	116	15	0	0	0	131	10.9
Brady Boyd	12	0	125	0	0	0	125	10.4
Mason Tharp	10	0	100	0	0	0	100	10.0
Behren Morton	9	79	0	0	0	0	79	8.8
Bryson Donnell	3	72	0	0	0	0	72	24.0
Henry Teeter	12	0	61	0	0	0	61	5.1
Reggie Pearson	12	0	0	0	36	36	3.0	3.0
Drew Hocutt	12	0	11	25	0	0	36	3.0
Tyrrique Matthews	13	0	0	0	20	0	20	1.5
Marquis Waters	13	0	0	0	11	11	0.8	0.8
Adrian Frye	9	0	0	7	0	0	7	0.8
Haydon Wiginton	1	0	7	0	0	0	7	7.0
Tyler King	1	0	6	0	0	0	6	6.0
Blake Bedwell	2	4	0	0	0	0	4	2.0
Jaylon Hutchings	13	1	0	0	0	0	1	0.1
Total	13	2072	3926	110	681	47	6836	525.8
Opponents	13	2194	3338	157	369	271	6329	486.8

Total Offense

Player	g	plays	rush	pass	total	avg/g
Donovan Smith	12	297	116	1505	1621	135.1
Tyler Shough	7	249	269	1304	1573	224.7
Behren Morton	9	211	79	1117	1196	132.9
Tahj Brooks	13	147	691	0	691	53.2
SaRodorick Thompson	13	139	684	0	684	52.6
Cam'Ron Valdez	4	18	169	0	169	42.3
Bryson Donnell	3	16	72	0	72	24.0
Nehemiah Martinez	13	2	12	0	12	0.9
Xavier White	13	1	5	0	5	0.4
Blake Bedwell	2	2	4	0	4	2.0
Jaylon Hutchings	13	1	1	0	1	0.1
Total	13	1094	2072	3926	5988	461.4
Opponents	13	941	2194	3338	5532	425.5

DEFENSIVE STATS

Team Defense

##	Player	gp	Tackles				Sacks	Pass defense			Fumbles	blkd		
			ua	a	tot	tfl/yds	no-yds	int-yds	brup	qbh	fr-yds	ff	kick	saf
1	Krishon Merriweather	13	70	42	112	6-25	3-18	.	.	7	.	2	.	.
6	Kosi Eldridge	13	60	31	91	4.5-26	2.5-20	1-0	1	3
25	Dadrion Taylor-Demerson	13	54	20	74	5.5-25	1-3	3-0	5	.	2-0	2	.	.
19	Tyree Wilson	10	36	25	61	14-68	7-47	.	.	8	1-0	1	.	.
9	Marquis Waters	13	41	19	60	13-46	1-11	1-11	1	7
2	Reggie Pearson	12	44	11	55	.	.	2-36	4	.	1-0	.	.	.
95	Jaylon Hutchings	13	30	20	50	5.5-19	1.5-13	.	.	4	1-8	1	.	.
8	Jesiah Pierre	13	24	16	40	7-28	4.5-21	.	1	3	.	1	.	.
0	Rayshad Williams	13	28	9	37	1-2	.	1-0	7	.	1-0	.	.	.
24	Malik Dunlap	12	27	6	33	0.5-2	.	1-0	12
97	Tony Bradford Jr.	13	22	10	32	9-39	5.5-33	.	.	6	.	.	1	.
13	Jacob Rodriguez	12	17	12	29	3-7	.	.	.	3	.	1	.	.
43	Joseph Adedire	12	9	10	19	3.5-11	1-4	.	.	4
18	Tyler Owens	12	14	5	19	.	.	1-0	2	.	2	1	.	.
96	Philip Bliidi	12	13	5	18	4.5-13	2-7	.	.	1
32	Tyrique Matthews	13	9	7	16	3.5-10	1-0	.	.	.
7	Adrian Frye	9	13	1	14	1-1	.	.	2
17	Isaac Smith	11	9	5	14	3-5	1-2	.	.	.	1-0	.	.	.
5	Myles Cole	13	8	4	12	2.5-8	.	.	.	3	.	.	1	.
3	Kobee Minor	12	9	3	12	.	.	.	2
11	Dimitri Moore	9	5	3	8	1-1	1-1	.	.	2
42	Vidal Scott Jr.	13	4	3	7	2-6
54	Bryce Ramirez	2	4	.	4
51	Robert Wooten	10	2	1	3	1-1
88	Baylor Cupp	12	2	.	2
28	Tahj Brooks	13	2	.	2
35	Patrick Curley	13	2	.	2
16	Keyon Blankenbaker	12	2	.	2
50	Trent Low	7	2	.	2
20	Nehemiah Martinez	13	1	.	1	1	.
98	E'Maurion Banks	2	1	.	1
7	Donovan Smith	12	1	.	1
80	Mason Tharp	10	1	.	1
40	Wesley Smith	7	1	.	1
14	Xavier White	13	1	.	1
6	J.J. Sparkman	11	1	.	1
19	Loic Fouonji	13	1	.	1
30	Jackson Knotts	13	1	.	1
52	Harvey Dyson III	2	1	.	1
36	Trey Wolff	13	1	.	1
13	Brady Boyd	12	1	.	1

PREVIEW

RED RAIDERS

STAFF

'22 REVIEW

HISTORY

RECORDS

TEXAS TECH

TEXAS TECH GAME-BY-GAME STATS

Date	Opponent	Rushing				Receiving				Passing				Kick Returns				Punt Returns				tot off
		no.	yds	td	lg	no.	yds	td	lg	cmp	att	int	yds	td	lg	no.	yds	td	lg	no.	yds	
09/03/2022	Murray St.	29	133	3	24	27	472	6	39	27-36-1	472	6	39	2	71	0	36	5	55	0	19	605
09/10/2022	Houston	44	118	2	27	36	350	2	54	36-59-3	350	2	54	1	19	0	19	2	2	0	3	468
09/17/2022	at NC State	26	54	1	13	25	299	1	38	25-43-3	299	1	38	5	98	0	25	2	6	0	6	353
09/24/2022	Texas	44	148	2	19	37	331	2	35	37-55-0	331	2	35	3	66	0	25	1	20	0	20	479
10/01/2022	at Kansas St.	34	114	1	23	34	359	2	58	34-48-2	359	2	58	2	47	0	33	0	0	0	0	473
10/08/2022	at Oklahoma St.	41	148	2	19	39	379	2	36	39-63-1	379	2	36	2	33	0	19	0	0	0	0	527
10/22/2022	West Virginia	54	239	3	38	32	355	3	55	32-49-0	355	3	55	1	13	0	13	1	2	0	2	594
10/29/2022	Baylor	36	149	1	31	12	159	1	39	12-38-5	159	1	39	0	0	0	0	0	0	0	0	308
11/05/2022	at TCU	39	195	1	38	16	157	2	47	16-32-1	157	2	47	4	82	0	26	2	17	0	15	352
11/12/2022	Kansas	48	264	4	36	20	246	1	47	20-34-0	246	1	47	1	15	0	15	0	0	0	0	510
11/19/2022	at Iowa St.	38	105	1	15	15	141	1	29	15-21-0	141	1	29	3	58	0	21	1	4	0	4	246
11/26/2022	Oklahoma	44	163	4	19	31	436	2	44	31-51-1	436	2	44	3	93	0	67	2	4	0	2	599
12/28/2022	vs Ole Miss	48	242	3	37	24	242	1	36	24-40-1	242	1	36	3	86	1	44	1	0	0	0	484
Texas Tech		525	2072	28	38	348	3926	26	58	348-569-18	3926	26	58	30	681	1	67	17	110	0	20	5998
Opponents		516	2194	18	69	251	3338	23	77	251-425-10	3338	23	77	23	369	0	30	10	157	1	82	5532

Texas Tech Averages

Games	Avg/ rush	Avg/ catch	Pass effic	KR avg	PR avg	All purpose avg/game	Total offense avg/game
13	3.9	11.3	127.9	22.7	6.5	525.8	461.4

Date	Opponent	Tackles			Sacks	Fumble	Pass Defense			blkd	PAT attempts			off				
		ua	a	total	tfl-yds	no-yds	ff	fr-yds	int-yds	qbh	brup	kick	kick	rush	rcv	saf	t/o	pts
09/03/2022	Murray St.	39	22	61	13.0-45	4-21	0	0-0	0-0	1	3	1	9-9	0	0	0	0	63
09/10/2022	Houston	42	14	56	4.0-21	2-16	1	1-0	1-11	5	4	0	3-3	0	0	0	0	33
09/17/2022	at NC State	32	34	66	7.0-23	2-11	1	1-0	0-0	4	4	0	2-2	0	0	0	0	14
09/24/2022	Texas	38	12	50	3.0-12	1-6	1	1-0	1-25	1	1	0	4-4	0	0	0	3	37
10/01/2022	at Kansas St.	37	6	43	5.0-31	3-23	2	1-0	0-0	5	0	0	2-2	0	1	0	0	28
10/08/2022	at Oklahoma St.	41	28	69	6.0-18	3-23	0	0-0	0-0	7	10	1	4-4	0	0	0	0	31
10/22/2022	West Virginia	39	20	59	6.0-22	1-8	1	1-0	3-0	3	2	0	6-6	0	0	0	17	48
10/29/2022	Baylor	63	20	83	7.0-20	1-6	0	1-0	0-0	4	1	0	2-2	0	0	0	7	17
11/05/2022	at TCU	41	36	77	10.0-41	4-23	0	0-0	0-0	2	2	0	3-3	0	0	0	0	24
11/12/2022	Kansas	44	8	52	7.0-38	3-23	1	1-8	1-0	3	4	1	4-4	0	0	0	3	43
11/19/2022	at Iowa St.	52	26	78	7.0-25	2-14	1	0-0	0-0	5	2	1	2-2	0	0	0	0	14
11/26/2022	Oklahoma	57	20	77	8.0-25	3-11	0	0-0	1-0	7	2	0	4-5	1	0	0	7	51
12/28/2022	vs Ole Miss	53	22	75	8.0-22	2-9	2	2-0	3-11	4	3	0	3-3	0	0	0	16	42
Texas Tech		578	268	846	91.0-343	31-180	10	9-8	10-47	51	38	4	48-49	1	1	0	53	445
Opponents		624	366	990	99.0-398	41-255	14	7-31	18-271	49	68	0	41-42	0	1	0	53	379

Date	Opponent	Punting							Field Goals			Kickoffs						
		no.	yds	avg	long	blkd	tb	fc	50+	120	md-att	long	blkd	no.	yds	avg	tb	ob
09/03/2022	Murray St.	4	183	45.8	56	0	0	0	2	3	0-0	0	0	10	650	65.0	8	0
09/10/2022	Houston	4	178	44.5	53	0	0	2	1	2	2-4	47	0	5	293	58.6	2	0
09/17/2022	at NC State	6	247	41.2	50	0	0	3	1	1	0-0	0	0	3	195	65.0	3	0
09/24/2022	Texas	2	85	42.5	59	0	0	0	1	1	3-3	45	0	7	430	61.4	5	1
10/01/2022	at Kansas St.	3	136	45.3	60	0	1	1	1	1	2-3	51	0	4	255	63.8	2	1
10/08/2022	at Oklahoma St.	4	166	41.5	46	0	0	3	0	0	1-2	23	0	6	322	53.7	2	0
10/22/2022	West Virginia	2	108	54.0	65	0	1	0	1	1	2-2	46	0	9	578	64.2	7	0
10/29/2022	Baylor	2	96	48.0	53	0	0	1	1	1	1-1	33	0	4	260	65.0	4	0
11/05/2022	at TCU	6	282	47.0	55	0	1	2	4	3	1-1	29	0	4	239	59.8	0	0
11/12/2022	Kansas	3	140	46.7	63	0	0	2	2	0	3-3	51	0	8	474	59.3	3	0
11/19/2022	at Iowa St.	7	273	39.0	49	0	0	6	0	1	0-0	0	0	3	181	60.3	0	0
11/26/2022	Oklahoma	6	283	47.2	52	0	0	4	1	1	3-3	43	0	8	461	57.6	3	0
12/28/2022	vs Ole Miss	1	38	38.0	38	0	0	1	0	0	3-4	42	0	9	564	62.7	2	0
Texas Tech		50	2215	44.3	65	0	3	25	15	15	21-26	51	0	80	4902	61.3	41	2
Opponents		60	2507	41.8	67	2	2	18	12	21	22-28	48	2	77	4823	62.6	40	5

OPPONENT GAME-BY-GAME STATS

Date	Opponent	Rushing				Receiving				Passing				Kick Returns			Punt Returns			tot off		
		no.	yds	td	lg	no.	yds	td	lg	cmp	att	int	yds	td	lg	no.	yds	td	lg		no.	yds
09/03/2022	Murray St.	41	50	0	11	9	208	1	54	9-23-0	208	1	54	2	40	0	30	1	0	0	0	258
09/10/2022	Houston	29	87	1	18	20	266	1	63	20-39-1	266	1	63	2	40	0	27	1	35	0	35	353
09/17/2022	at NC State	37	111	1	16	16	159	1	38	16-24-0	159	1	38	0	0	0	0	0	0	0	0	270
09/24/2022	Texas	30	151	2	40	20	277	2	39	20-30-1	277	2	39	1	30	0	30	1	7	0	7	428
10/01/2022	at Kansas St.	39	343	3	69	12	116	1	20	12-19-0	116	1	20	1	20	0	20	1	9	0	9	459
10/08/2022	at Oklahoma St.	41	137	3	14	22	297	1	32	22-45-0	297	1	32	3	71	0	30	1	7	0	7	434
10/22/2022	West Virginia	26	73	0	16	24	209	1	28	24-40-3	209	1	28	1	16	0	16	1	10	0	10	282
10/29/2022	Baylor	59	231	4	19	19	211	1	30	19-30-0	211	1	30	0	0	0	0	1	-4	0	0	442
11/05/2022	at TCU	51	234	1	50	12	195	2	38	12-23-0	195	2	38	4	55	0	20	3	93	1	82	429
11/12/2022	Kansas	32	242	1	63	20	283	3	66	20-33-1	283	3	66	3	36	0	19	0	0	0	0	525
11/19/2022	at Iowa St.	43	128	0	15	23	294	1	37	23-36-0	294	1	37	2	27	0	14	0	0	0	0	422
11/26/2022	Oklahoma	45	210	0	24	29	462	6	77	29-42-1	462	6	77	1	0	0	6	0	0	0	0	672
12/28/2022	vs Ole Miss	43	197	2	23	25	361	2	37	25-41-3	361	2	37	3	34	0	17	0	0	0	0	558
Opponents		516	2194	18	69	251	3338	23	77	251-425-10	3338	23	77	23	369	0	30	10	157	1	82	5532
Texas Tech		525	2072	28	38	348	3926	26	58	348-569-18	3926	26	58	30	681	1	67	17	110	0	20	5998

Opponents Averages

Games	Avg/ rush	Avg/ catch	Pass effic	KR avg	PR avg	All purpose avg/game	Total offense avg/game
13	4.3	13.3	138.2	16.0	15.7	486.8	425.5

Date	Opponent	Tackles			Sacks	Fumble	Pass Defense			blkd	PAT attempts			off				
		ua	a	total	tfl-yds	no-yds	ff	fr-yds	int-yds	qbh	brup	kick	kick	rush	rcv	saf	t/o	pts
09/03/2022	Murray St.	47	10	57	2.0-17	1-13	1	0-0	1-0	1	2	0	1-1	0	0	0	0	10
09/10/2022	Houston	60	28	88	14.0-67	6-49	1	0-0	3-115	3	5	0	3-3	0	0	0	10	30
09/17/2022	at NC State	33	40	73	7.0-34	4-26	0	1-0	3-84	10	2	0	3-3	0	0	0	10	27
09/24/2022	Texas	61	40	101	8.0-16	2-3	2	0-0	0-0	3	7	0	4-4	0	0	0	0	34
10/01/2022	at Kansas St.	56	12	68	10.0-33	6-27	2	2-0	2-0	4	3	0	4-4	0	0	0	0	37
10/08/2022	at Oklahoma St.	53	32	85	14.0-43	4-21	1	0-0	1-13	12	9	0	3-3	0	1	0	3	41
10/22/2022	West Virginia	57	24	81	5.0-17	1-9	0	0-0	0-0	3	2	0	1-1	0	0	0	0	10
10/29/2022	Baylor	33	18	51	8.0-54	6-51	0	0-0	5-45	3	7	0	6-6	0	0	0	14	45
11/05/2022	at TCU	39	34	73	9.0-33	4-18	0	0-0	1-0	2	8	0	4-4	0	0	0	0	34
11/12/2022	Kansas	51	18	69	3.0-12	1-5	1	0-0	0-0	2	5	0	4-4	0	0	0	0	28
11/19/2022	at Iowa St.	34	34	68	6.0-26	3-20	2	1-19	0-0	0	3	0	1-1	0	0	0	0	10
11/26/2022	Oklahoma	49	40	89	6.0-28	1-9	1	1-12	1-4	3	9	0	6-6	0	0	0	10	48
12/28/2022	vs Ole Miss	51	36	87	7.0-18	2-4	3	2-0	1-0	3	6	0	1-2	0	0	0	6	25
Opponents		624	366	990	99.0-398	41-255	14	7-31	18-271	49	68	0	41-42	0	1	0	53	379
Texas Tech		578	268	846	91.0-343	31-180	10	9-8	10-47	51	38	4	48-49	1	1	0	53	445

Date	Opponent	Punting							Field Goals			Kickoffs						
		no.	yds	avg	long	blkd	tb	fc	50+	i20	md-att	long	blkd	no.	yds	avg	tb	ob
09/03/2022	Murray St.	12	474	39.5	57	1	0	1	3	2	1-1	31	0	3	203	67.7	1	0
09/10/2022	Houston	5	257	51.4	67	0	0	0	2	3	3-4	35	0	5	338	67.6	3	1
09/17/2022	at NC State	7	272	38.9	59	0	0	2	1	2	2-2	47	0	6	385	64.2	1	0
09/24/2022	Texas	3	130	43.3	48	0	0	1	0	1	2-2	48	0	6	373	62.2	1	1
10/01/2022	at Kansas St.	5	184	36.8	47	0	0	4	0	2	3-3	32	0	8	508	63.5	5	1
10/08/2022	at Oklahoma St.	5	206	41.2	50	1	0	2	1	3	4-4	42	0	9	580	64.4	5	1
10/22/2022	West Virginia	5	233	46.6	63	0	1	2	2	1	1-1	38	0	3	183	61.0	2	0
10/29/2022	Baylor	3	93	31.0	48	0	0	1	0	2	1-1	48	0	8	520	65.0	8	0
11/05/2022	at TCU	4	174	43.5	51	0	0	2	1	0	2-2	40	0	7	435	62.1	3	0
11/12/2022	Kansas	2	96	48.0	49	0	0	1	0	1	0-2	0	1	5	325	65.0	4	0
11/19/2022	at Iowa St.	5	192	38.4	45	0	1	2	0	3	1-3	36	1	3	181	60.3	0	0
11/26/2022	Oklahoma	3	153	51.0	56	0	0	0	2	1	2-3	42	0	9	582	64.7	6	0
12/28/2022	vs Ole Miss	1	43	43.0	43	0	0	0	0	0	0-0	0	0	5	210	42.0	1	1
Opponents		60	2507	41.8	67	2	2	18	12	21	22-28	48	2	77	4823	62.6	40	5
Texas Tech		50	2215	44.3	65	0	3	25	15	15	21-26	51	0	80	4902	61.3	41	2

GAME-BY-GAME STARTERS

OFFENSE

GAME	QB	RB	TE	X	Y	H	Z	LT	LG	C	RG	RT
Murray State	Shough	Thompson	Teeter	Bradley	Price	--	Fouonji	Rogers	Wright	Wilburn	Peterson	Mills
Houston	Smith	Thompson	Teeter	Bradley	Price	--	Fouonji	Rogers	Wright	Wilburn	Peterson	Mills
at NC State	Smith	Brooks	Tharp	Bradley	Price	--	Cleveland III	Rogers	Jackson	Wilburn	Peterson	Mills
Texas	Smith	--	White (WR)	Bradley	Price	Martinez	Sparkman	Rogers	Wright	Wilburn	Peterson	Mills
at Kansas State	Smith	Thompson	Tharp	Cleveland III	Price	--	Sparkman	Rogers	Wright	Wilburn	Peterson	Mills
at Oklahoma State	Morton	Thompson	Tharp	Bradley	Martinez	--	Cleveland III	Rogers	Wright	Wilburn	Peterson	Mills
West Virginia	Morton	Brooks	Tharp	Bradley	Martinez	Cupp (TE)	--	Rogers	Wright	Wilburn	Peterson	Keeler
Baylor	Morton	Brooks	Tharp	Bradley	White	--	Cleveland III	Rogers	Wright	Wilburn	Peterson	Keeler
at TCU	Morton	Brooks	Tharp	Price	White	Cupp (TE)	--	Rogers	Wright	Wilburn	Jackson	Buchanan
Kansas	Shough	Brooks	Tharp	Sparkman	Price	Cupp (TE)	--	Rogers	Wright	Wilburn	Jackson	Mills
at Iowa State	Shough	Brooks	Cupp	Cleveland III	White	--	Price	Rogers	Wright	Wilburn	Jackson	Mills
Oklahoma	Shough	Thompson	Cupp	Bradley	Martinez	Boyd	--	Rogers	Wright	Wilburn	Jackson	Mills
Ole Miss	Shough	Thompson	Cupp	Bradley	Price	--	Fouonji	Rogers	Wright	Wilburn	Jackson	Mills

DEFENSE

GAME	NT	DT	EDGE	LB-WILL	LB-MIKE	OLB	==	CB	S	S	CB
Murray State	Hutchings	Bradford Jr.	Wilson	Eldridge	Merriweather	Pierre	Waters (STAR)	Williams	Taylor-Demerson	Pearson Jr.	Frye
Houston	Hutchings	Bradford Jr.	Wilson	Eldridge	Merriweather	Pierre	Waters (STAR)	Williams	Taylor-Demerson	Pearson Jr.	Dunlap
at NC State	Hutchings	Bradford Jr.	Wilson	Eldridge	Merriweather	Pierre	Ramirez (DLB)	Williams	Taylor-Demerson	Pearson Jr.	Dunlap
Texas	Hutchings	Bradford Jr.	Wilson	Eldridge	Merriweather	Pierre	Cole (DE)	Williams	Waters	Pearson Jr.	Dunlap
at Kansas State	Hutchings	Bradford Jr.	Wilson	Eldridge	Merriweather	Wooten	Waters (STAR)	Williams	Taylor-Demerson	Pearson Jr.	Dunlap
at Oklahoma State	Hutchings	Bradford Jr.	Wilson	Eldridge	Merriweather	Pierre	Adedire (DL)	Williams	Taylor-Demerson	Owens	Dunlap
West Virginia	Hutchings	Bradford Jr.	Wilson	Eldridge	Merriweather	Pierre	Waters (STAR)	Williams	Taylor-Demerson	Pearson Jr.	Dunlap
Baylor	Hutchings	Bradford Jr.	Wilson	Eldridge	Merriweather	Pierre	Adedire (DL)	Williams	Taylor-Demerson	Waters	Dunlap
at TCU	Hutchings	Bradford Jr.	Wilson	Eldridge	Merriweather	Pierre	Waters (STAR)	Williams	Taylor-Demerson	Pearson Jr.	Dunlap
Kansas	Hutchings	Bradford Jr.	Wilson	Eldridge	Merriweather	Pierre	Adedire (DL)	Williams	Taylor-Demerson	Pearson Jr.	Dunlap
at Iowa State	Hutchings	Bradford Jr.	Adedire	Eldridge	Merriweather	Pierre	Waters (STAR)	Williams	Taylor-Demerson	Pearson Jr.	Frye
Oklahoma	Hutchings	Bradford Jr.	Adedire	Eldridge	Merriweather	I. Smith	Waters (STAR)	Williams	Taylor-Demerson	Pearson Jr.	Dunlap
Ole Miss	Hutchings	Bradford Jr.	Adedire	Eldridge	Merriweather	I. Smith	Waters (STAR)	Frye	Taylor-Demerson	Owens	Dunlap

CAREER STARTS

OFFENSE

PLAYER	2018	2019	2020	2021	2022	TOTAL	STREAK
Weston Wright	-	8	10	13	12	43	10
SaRodrick Thompson	-	7	10	6	6	29	2
Caleb Rogers	-	-	3	13	13	29	29
Myles Price	-	-	3	9	9	21	1
Mason Tharp	-	-	-	8	7	15	-
Dennis Wilburn	-	-	-	-	13	13	13
Tahj Brooks	-	-	-	4	6	10	-
Landon Peterson	-	-	-	1	8	9	-
Ethan Carde	-	-	7	2	-	9	-
Jerand Bradley	-	-	-	1	9	10	2
Monroe Mills	-	-	-	-	10	10	4
Tyler Shough	-	-	-	4	5	9	4
Trey Cleveland III	-	-	1	-	5	6	-
Xavier White	-	-	-	1	4	5	-
Jacoby Jackson	-	-	-	-	6	6	5
Baylor Cupp	-	-	-	-	6	6	5
Nehemiah Martinez	-	-	-	-	4	4	-
Behren Morton	-	-	-	-	4	4	-
JJ Sparkman	-	-	-	-	3	3	-
Loic Fouonji	-	-	-	1	3	4	1
Henry Teeter	-	-	-	1	2	3	-
Matt Keeler	-	-	-	-	2	2	-
Ty Buchanan	-	-	-	-	1	1	-
Brady Boyd	-	-	-	-	1	1	-

BOLD indicates returning players for 2023

DEFENSE

PLAYER	2018	2019	2020	2021	2022	TOTAL	STREAK
Jaylon Hutchings	-	10	10	13	13	46	46
Tyree Wilson	-	-	5	13	10	28	-
Krishon Merriweather	-	-	9	6	13	28	19
Tony Bradford Jr.	-	2	8	2	13	25	13
Rayshad Williams	-	-	-	12	12	24	-
Dadrión Taylor-Demerson	-	2	3	7	12	24	9
Adrian Frye	4	11	1	5	3	24	1
Kosi Eldridge	-	-	1	1	13	15	13
Marquis Waters	-	-	-	4	10	14	3
Jesiah Pierre	-	-	-	3	10	13	-
Malik Dunlap	-	-	-	1	11	12	2
Joseph Adedire	-	-	-	-	6	6	4
Tyler Owens	-	-	-	-	2	2	1
Isaac Smith	-	-	-	-	2	2	2
Cam White	-	-	1	-	-	1	-
Bryce Ramirez	-	-	-	-	1	1	-
Myles Cole	-	-	-	-	1	1	-
Robert Wooten	-	-	-	-	1	1	-

GAME-BY-GAME STATS

#2 Behren Morton	Comp	Att	Int	Pct	Yards	TD	Long	Sacked	Effic.
Murray St.	7	10	1	70.0	97	1	24	1-13	164.5
NC State	4	7	1	57.1	85	0	38	0-0	130.6
Oklahoma St.	39	62	1	62.9	379	2	36	4-21	121.7
West Virginia	28	45	0	62.2	325	2	55	1-9	137.6
Baylor	11	34	3	32.4	152	1	39	3-26	62.0
TCU	7	10	0	70.0	79	1	47	3-10	169.4
Ole Miss	0	1	0	0.0	0	0	0	0-0	0.0
Totals	96	169	6	56.8	1117	7	55	12-79	118.9

#7 Donovan Smith	Comp	Att	Int	Pct	Yards	TD	Long	Sacked	Effic.
Murray St.	14	16	0	87.5	221	4	39	0-0	286.0
Houston	36	58	3	62.1	350	2	54	6-49	113.8
NC State	21	36	2	58.3	214	1	24	4-26	106.3
Texas	37	55	0	67.3	331	2	35	2-3	129.8
Kansas St.	34	48	2	70.8	359	2	58	6-27	139.1
Oklahoma St.	0	1	0	0.0	0	0	0	0-0	0.0
West Virginia	4	4	0	100.0	30	1	23	0-0	245.5
Baylor	0	2	1	0.0	0	0	0	0-0	-100.0
Kansas	0	1	0	0.0	0	0	0	0-0	0.0
Totals	146	221	8	66.1	1505	12	58	18-105	133.9

#12 Tyler Shough	Comp	Att	Int	Pct	Yards	TD	Long	Sacked	Effic.
Murray St.	6	10	0	60.0	154	1	39	0-0	222.4
Baylor	1	2	1	50.0	7	0	7	3-25	-20.6
TCU	9	22	1	40.9	78	1	33	1-8	76.6
Kansas	20	33	0	60.6	246	1	47	1-5	133.2
Iowa St.	15	21	0	71.4	141	1	29	3-20	143.5
Oklahoma	31	50	1	62.0	436	2	44	1-9	144.4
Ole Miss	24	39	1	61.5	242	1	36	2-4	117.0
Totals	106	177	4	59.9	1304	7	47	11-71	130.3

Rushing

Player	No-Yds/TD	MUR	UH	NCSU	UT	KState	OSU	WVU	Baylor	TCU	KU	IowaSt	OU	OM
Tahj Brooks	147-691/7	6-50/3	17-78/1	4-4/0	12-36/0	10-39/0	4-8/0	17-107/2	16-98/0	10-59/0	16-51/1	9-45/0	12-26/0	14-90/0
SaRodorick Thompson	139-684/7	7-48/0	5-11/0	9-39/0	17-70/1	6-55/0	20-87/1	15-59/1	10-66/0	8-46/0	7-68/1	7-35/0	21-86/2	7-14/1
Donovan Smith	76-116/7	2-9/0	21-31/1	11-9/1	15-42/1	18-20/1	-	1-3/0	-	4-6/0	1-6/1	2-2/1	1-6/1	DNP
Tyler Shough	72-269/4	1-17/0	DNP	DNP	DNP	DNP	DNP	DNP	4-21/0	7-9/1	12-76/1	14-33/0	9-44/0	25-111/2
Behren Morton	42-79/2	3--15/0	-	2-20/0	-	DNP	17-53/1	8-17/0	6-6/1	6--2/0	DNP	DNP	DNP	-
Cam/Ron Valdez	18-169/0	DNP	DNP	DNP	DNP	DNP	DNP	DNP	DNP	3-71/0	11-66/0	3-3/0	DNP	1-29/0
Bryson Donnell	16-72/0	8-23/0	DNP	DNP	DNP	DNP	DNP	8-49/0	DNP	-	DNP	DNP	DNP	DNP
Nehemiah Martinez	2-12/0	-	-	-	-	-	-	1-6/0	-	1-6/0	-	-	-	-
Blake Bedwell	2-4/0	1-2/0	DNP	DNP	DNP	DNP	DNP	1-2/0	DNP	DNP	DNP	DNP	DNP	DNP
Xavier White	1-5/0	-	-	-	-	-	-	-	-	-	-	1-5/0	-	-
Jaylon Hutchings	1-1/1	-	-	-	-	-	-	-	-	-	-	-	1-1/1	-

Receiving

Player	No-Yds/TD	MUR	UH	NCSU	UT	KState	OSU	WVU	Baylor	TCU	KU	IowaSt	OU	OM
Jerand Bradley	51-744/6	6-108/2	6-50/0	2-14/0	2-26/0	-	8-119/1	3-42/0	2-44/0	2-54/1	DNP	4-26/0	8-173/1	8-88/1
Myles Price	51-513/2	3-39/0	5-78/1	4-50/1	13-98/0	6-44/0	DNP	DNP	1-16/0	2-14/0	5-43/0	3-42/0	6-54/0	3-35/0
Xavier White	45-572/3	1-15/0	2-24/0	1-38/0	2-11/0	9-120/1	8-62/1	8-139/1	2-45/0	2-7/0	4-70/0	2-26/0	1-4/0	3-11/0
Loic Fouonji	34-451/3	4-110/2	3-30/0	2-28/0	-	3-24/0	2-14/0	3-25/1	-	1-7/0	5-52/0	-	4-61/0	7-100/0
Nehemiah Martinez	32-394/2	2-43/0	5-76/1	4-46/0	3-14/0	1-6/1	2-26/0	6-52/0	-	-	2-36/0	3-33/0	4-62/0	-
Tahj Brooks	26-164/1	1-1/0	5-34/0	5-44/0	3-21/1	4-5/0	-	1-6/0	2-17/0	1-7/0	-	1-7/0	3-22/0	-
SaRodorick Thompson	23-119/1	1-30/1	4-16/0	1-12/0	2-7/0	2-7/0	3-12/0	2-3/0	-	3-10/0	1-7/0	-	3-35/0	1--6/0
Trey Cleveland	22-344/0	2-24/0	3-21/0	1-13/0	1-35/0	3-98/0	9-100/0	2-18/0	-	DNP	1-35/0	-	-	-
J.J. Sparkman	14-150/1	1-14/0	2-15/0	1-17/0	4-35/0	3-23/0	DNP	DNP	-	3-46/1	-	-	-	-
Brady Boyd	13-125/1	-	-	1-11/0	2-20/0	1-18/0	3-34/0	2-9/1	1-12/0	2-12/0	-	DNP	-	1-9/0
Baylor Cupp	12-132/2	1-20/0	1-6/0	DNP	4-65/1	-	1-0/0	1-3/0	2-24/0	-	-	1-4/1	1-10/0	-
Mason Tharp	12-100/2	1-21/1	-	3-26/0	1-13/0	-	1-2/0	3-35/0	1-0/0	-	2-3/1	DNP	DNP	DNP
Henry Teeter	6-61/1	1-23/0	-	-	DNP	-	1-6/0	1-23/0	1-1/1	-	-	1-3/0	-	1-5/0
Jordan Brown	3-18/0	DNP	DNP	DNP	DNP	2-14/0	1-4/0	-	DNP	-	-	-	-	-
Donovan Smith	1-15/1	-	-	-	-	-	-	-	-	-	-	-	1-15/1	DNP
Drew Hocutt	1-11/0	1-11/0	DNP	-	-	-	-	-	-	-	-	-	-	-
Haydon Wiginton	1-7/0	1-7/0	DNP	DNP	DNP	DNP	DNP	DNP	DNP	DNP	DNP	DNP	DNP	DNP
Tyler King	1-6/0	1-6/0	DNP	DNP	DNP	DNP	DNP	DNP	DNP	DNP	DNP	DNP	DNP	DNP

GAME-BY-GAME TACKLES

Total Tackles

Player	S-A	Total	MUR	UH	NCSU	UT	KState	OSU	WVU	Baylor	TCU	KU	IowaSt	OU	OM
Krishon Merriweather	70-42	112	5-2	4-3	2-2	7-1	6-1	7-10	2-3	8-4	7-4	8-1	4-5	5-3	5-3
Kosi Eldridge	60-31	91	2-0	4-3	3-2	3-2	3-1	2-4	4-3	12-0	4-5	4-1	3-3	10-4	6-3
Dadrion Taylor-Demerson	54-20	74	1-1	5-2	1-4	4-0	3-1	6-1	5-2	4-3	8-1	6-0	1-1	3-3	7-1
Tyree Wilson	36-25	61	3-3	3-1	6-5	5-1	4-2	2-2	2-2	6-4	4-4	1-1	DNP	DNP	DNP
Marquis Waters	41-19	60	2-0	6-0	2-4	2-1	2-0	3-2	7-0	1-1	4-4	1-0	4-2	5-2	2-3
Reggie Pearson	44-11	55	2-1	2-0	0-3	4-1	5-0	3-0	3-1	4-1	2-2	4-0	5-1	10-1	DNP
Jaylon Hutchings	30-20	50	2-1	4-2	1-3	3-1	1-0	1-3	1-2	3-1	3-0	2-0	2-4	3-1	4-2
Jesiah Pierre	24-16	40	1-2	-	0-2	-	1-0	3-2	1-1	3-2	1-4	6-1	4-2	2-0	2-0
Rayshad Williams	28-9	37	3-0	2-1	0-1	3-1	0-1	3-0	1-1	1-1	1-1	4-0	3-0	6-0	1-2
Malik Dunlap	27-6	33	3-0	2-0	2-0	2-1	2-0	-	1-0	6-0	1-2	3-2	DNP	2-0	3-1
Tony Bradford Jr.	22-10	32	2-1	1-0	0-1	1-2	1-0	0-1	1-2	5-0	1-0	1-0	3-1	2-1	4-1
Jacob Rodriguez	17-12	29	0-4	-	2-2	1-0	1-0	1-1	4-0	3-2	0-2	2-0	1-0	DNP	2-1
Tyler Owens	14-5	19	1-0	-	1-0	1-0	1-0	2-1	DNP	-	1-1	-	3-1	-	4-2
Joseph Adedire	9-10	19	DNP	-	0-1	-	1-0	2-0	0-1	1-0	1-2	2-1	1-0	1-3	0-2
Philip Bliidi	13-5	18	3-1	2-1	2-2	-	2-0	2-1	-	2-0	-	-	-	-	DNP
Tyrique Matthews	9-7	16	1-1	-	3-2	-	-	2-0	1-0	-	1-1	0-1	1-1	0-1	-
Adrian Frye	13-1	14	-	-	DNP	DNP	DNP	DNP	2-0	-	-	-	7-0	-	4-1
Isaac Smith	9-5	14	1-1	DNP	DNP	-	-	-	-	-	0-1	-	1-2	3-1	4-0
Kobee Minor	9-3	12	1-0	0-1	2-0	-	-	-	1-0	-	0-1	-	5-1	-	DNP
Myles Cole	8-4	12	1-2	-	1-0	0-1	2-0	-	0-1	-	-	-	2-0	-	2-0
Dimitri Moore	5-3	8	1-2	1-0	-	DNP	-	-	2-1	-	DNP	DNP	DNP	1-0	-
Vidal Scott Jr.	4-3	7	-	-	2-0	-	-	-	-	1-0	0-1	-	0-2	1-0	-
Bryce Ramirez	4-0	4	DNP	3-0	1-0	DNP	DNP	DNP	DNP	DNP	DNP	DNP	DNP	DNP	DNP
Robert Wooten	2-1	3	DNP	-	DNP	-	1-0	-	-	0-1	-	-	DNP	1-0	-
Patrick Curley	2-0	2	-	-	-	1-0	-	-	-	-	1-0	-	-	-	-
Tahj Brooks	2-0	2	-	1-0	-	-	-	-	-	1-0	-	-	-	-	-
Trent Low	2-0	2	1-0	-	-	-	DNP	DNP	DNP	-	1-0	DNP	DNP	DNP	-
Baylor Cupp	2-0	2	-	-	DNP	-	-	-	-	1-0	-	-	1-0	-	-
Keyon Blankenbaker	2-0	2	-	-	-	1-0	-	-	-	-	-	-	1-0	-	DNP
Weston Wright	1-0	1	-	-	DNP	-	-	-	-	-	-	-	-	1-0	-
Harvey Dyson III	1-0	1	1-0	DNP	DNP	DNP	DNP	DNP	-	DNP	DNP	DNP	DNP	DNP	DNP
Mason Tharp	1-0	1	-	-	-	-	-	1-0	-	-	-	-	DNP	DNP	DNP
Donovan Smith	1-0	1	-	1-0	-	-	-	-	-	-	-	-	-	-	DNP
Charles Esters III	1-0	1	1-0	DNP	DNP	DNP	DNP	DNP	DNP	DNP	DNP	DNP	DNP	DNP	DNP
Wesley Smith	1-0	1	DNP	DNP	DNP	DNP	DNP	DNP	-	-	-	-	-	-	1-0
Jett Whitfield	1-0	1	1-0	DNP	DNP	DNP	DNP	DNP	-	DNP	DNP	DNP	DNP	DNP	DNP
Trey Wolff	1-0	1	-	-	-	-	-	1-0	-	-	-	-	-	-	-
Jackson Knotts	1-0	1	-	-	-	-	-	-	1-0	-	-	-	-	-	-
Nehemiah Martinez	1-0	1	-	1-0	-	-	-	-	-	-	-	-	-	-	-
Loic Fouonji	1-0	1	-	-	-	-	-	-	-	1-0	-	-	-	-	-
J.J. Sparkman	1-0	1	-	-	-	-	1-0	DNP	DNP	-	-	-	-	-	-
Xavier White	1-0	1	-	-	-	-	-	-	-	-	-	-	-	1-0	-
Brady Boyd	1-0	1	-	-	-	-	-	-	-	-	-	-	DNP	-	1-0
E'Maurion Banks	1-0	1	-	DNP	DNP	DNP	DNP	DNP	DNP	DNP	DNP	DNP	DNP	DNP	1-0

GAME-BY-GAME SPECIAL TEAMS

FIELD GOALS		PUNTING	
(Made), Missed	#36 Wolff	Number-Avg./i20/50+	#31 McNamara
Murray State	--	Murray State	4-45.8 / 3 / 2
Houston	(25), 45, (47)	Houston	4-44.5 / 2 / 1
N.C. State	--	N.C. State	6-41.2 / 1 / 1
Texas	(20), (27), (45)	Texas	2-42.5 / 1 / 1
Kansas State	(51), (39), 42	Kansas State	3-45.3 / 1 / 1
Oklahoma State	44, (23)	Oklahoma State	4-41.5 / 0 / 0
West Virginia	(46), (26)	West Virginia	2-54.0 / 1 / 1
Baylor	(33)	Baylor	2-48.0 / 1 / 1
TCU	(29)	TCU	6-47.0 / 3 / 4
Kansas	(33), (51), (30)	Kansas	3-46.7 / 0 / 1
Iowa State	--	Iowa State	7-39.0 / 1 / 0
Oklahoma	(29), (43), (35)	Oklahoma	6-47.2 / 1 / 1
Ole Miss	(42), (32), 41, (26)	Ole Miss	1-38.0 / 0 / 0

SCORING DRIVES

TEXAS TECH SCORING DRIVES

Opponent	No. of Plays	Total Yards	Drive Time	Type of Score	Score QTR/Time	Scoring Play
Murray State	4	94	1:20	TD	1st/10:34	Founji 30 yard rec
	4	59	1:07	TD	1st/7:28	Brooks 14 yard run
	11	75	2:54	TD	2nd/14:35	Bradley 30 yard rec
	1	39	0:16	TD	2nd/13:39	Founji 39 yard rec
	8	32	3:01	TD	2nd/8:30	Brooks 3 yard run
	6	80	1:59	TD	2nd/2:26	Brooks 23 yard run
	5	63	2:12	TD	3rd/12:38	Thompson 30 yard rec
	3	47	0:59	TD	3rd/9:34	Bradley 14 yard rec
	2	35	0:27	TD	4th/13:40	Tharp 21 yard rec
Houston	Plays	Yards	Time	Score	QTR/Time	Scoring Play
	9	68	3:34	FG	1st/11:26	Wolff 25 yard FG
	4	65	1:07	TD	2nd/10:10	Martinez 43 yard rec
	4	69	0:41	TD	2nd/0:18	Price 54 yard rec
	6	46	0:34	FG	4th/0:03	Wolff 47 yard FG
	6	25	0:00	TD	OT 1	Brooks 4 yard run
	4	25	0:00	TD	OT 2	Smith 9 yard run
N.C. State	Plays	Yards	Time	Score	QTR/Time	Scoring Play
	4	60	1:14	TD	2nd/0:50	Price 24 yard rec
	12	75	3:34	TD	4th/10:46	Smith 3 yard run
Texas	Plays	Yards	Time	Score	QTR/Time	Scoring Play
most plays/time →	18	75	7:55	TD	1st/5:41	Smith 4 yard run
	13	83	4:46	TD	2nd/12:06	Brooks 17 yard rec
	15	59	4:32	FG	3rd/8:16	Wolff 27 yard FG
	10	75	2:32	TD	3rd/1:55	Thompson 1 yard run
	5	30	1:29	TD	4th/7:54	Cupp 19 yard rec
	11	56	5:05	FG	4th/0:21	Wolff 45 yard FG
	5	23	0:00	FG	OT	Wolff 20 yard FG
Kansas State	Plays	Yards	Time	Score	QTR/Time	Scoring Play
	9	86	2:43	TD	2nd/1:24	Martinez 6 yard rec
	4	37	0:21	FG	2nd/0:00	Wolff 51 yard FG
	8	46	2:42	FG	3rd/2:42	Wolff 39 yard FG
	7	75	2:56	TD	3rd/3:08	White 12 yard rec
	13	75	3:31	TD	4th/2:23	Smith 3 yard run
Oklahoma State	Plays	Yards	Time	Score	QTR/Time	Scoring Play
	11	75	2:43	TD	1st/12:17	Bradley 27 yard rec
	10	81	2:11	TD	1st/0:20	Morton 9 yard run
	8	64	2:06	TD	2nd/12:33	White 4 yard rec
most plays →	18	70	6:43	FG	2nd/0:35	Wolff 23 yard FG
	8	65	2:43	TD	3rd/8:42	Thompson 2 yard run
West Virginia	Plays	Yards	Time	Score	QTR/Time	Scoring Play
	8	75	1:37	TD	1st/13:23	Brooks 19 yard run
	16	80	3:44	TD	1st/8:35	Brooks 1 yard run
	12	47	3:20	FG	2nd/12:25	Wolff 46 yard FG
	2	58	0:41	TD	3rd/13:14	White 55 yard rec
	12	91	3:07	TD	3rd/6:56	Founji 12 yard rec
	8	50	2:14	TD	4th/14:46	Thompson 13 yard run
	8	48	2:42	FG	4th/11:58	Wolff 26 yard FG
	14	84	7:48	TD	4th/2:33	Boyd 2 yard rec
Baylor	Plays	Yards	Time	Score	QTR/Time	Scoring Play
	6	48	1:33	FG	2nd/8:09	Wolff 33 yard FG
	15	75	3:35	TD	3rd/7:34	Teeter 1 yard rec
	8	41	2:09	TD	3rd/2:46	Morton 8 yard run

OPPONENT SCORING DRIVES

Opponent	No. of Plays	Total Yards	Drive Time	Type of Score	Score QTR/Time	Scoring Play
Murray State	9	62	4:59	FG	1st/2:29	Baum 31 yard FG
	4	75	1:06	TD	2nd/13:29	Bell 54 yard rec
Houston	Plays	Yards	Time	Score	QTR/Time	Scoring Play
	7	12	1:49	FG	2nd/11:17	Baxa 24 yard FG
	4	67	1:36	TD	3rd/13:24	Campbell 2 yard run
	4	3	0:20	FG	4th/0:37	Baxa 35 yard FG
	5	25	0:00	TD	OT 1	Golden 15 yard rec
	7	22	0:00	FG	OT 2	Baxa 20 yard FG
N.C. State	Plays	Yards	Time	Score	QTR/Time	Scoring Play
	7	1	3:35	FG	1st/7:39	Dunn 29 yard FG
	6	26	3:27	FG	1st/2:29	Dunn 47 yard FG
	4	43	1:41	TD	2nd/10:13	Karngbay 14 yard run
	1	38	0:08	TD	4th/14:20	Karngbay 38 yard rec
Texas	Plays	Yards	Time	Score	QTR/Time	Scoring Play
	3	63	1:24	TD	1st/13:36K	Robinson 35 yard rec
	10	43	3:49	FG	1st/1:52	Auburn 40 yard FG
	6	69	2:29	TD	2nd/6:07	Worthy 39 yard rec
most yards →	12	82	4:11	TD	2nd/0:24	B. Robinson 8 yard run
	8	75	3:49	TD	3rd/4:27	B. Robinson 40 yard run
	4	46	0:21	FG	4th/0:00	Auburn 48 yard FG
Kansas State	Plays	Yards	Time	Score	QTR/Time	Scoring Play
	2	75	0:40	TD	1st/14:20	Martinez 18 yard run
T-most time →	14	72	7:50	FG	1st/4:57	Tennant 29 yard FG
	6	25	3:01	FG	1st/0:24	Tennant 26 yard FG
	2	77	1:03	TD	3rd/6:04	Brooks 18 yard rec
	3	76	1:16	TD	4th/13:34	Martinez 69 yard run
	6	26	2:36	FG	4th/9:07	Tennant 32 yard FG
	4	27	2:33	TD	4th/5:54	Martinez 12 yard run
Oklahoma State	Plays	Yards	Time	Score	QTR/Time	Scoring Play
	2	34	0:29	TD	1st/11:48	Green 32 yard rec
	6	63	1:29	TD	1st/5:03	Sanders 14 yard run
	7	43	1:28	FG	1st/2:31	Brown 42 yard FG
most plays →	16	68	5:15	FG	2nd/7:18	Brown 22 yard FG
	12	58	3:35	FG	3rd/11:25	Brown 34 yard FG
	7	53	2:19	TD	3rd/3:18	Sanders 2 yard run
	7	12	2:12	FG	3rd/0:03	Brown 24 yard FG
	11	57	3:50	TD	4th/2:27	Richardson 7 yard run
West Virginia	Plays	Yards	Time	Score	QTR/Time	Scoring Play
T-most time →	15	61	7:50	FG	1st/0:45	Legg 46 yard FG
	6	75	1:51	TD	3td/5:05	Wheaton 28 yard rec
Baylor	Plays	Yards	Time	Score	QTR/Time	Scoring Play
	9	30	4:06	FG	1st/4:39	Mayers 48 yard FG
	9	75	4:30	TD	2nd/3:39	Reese 1 yard run
	10	74	1:38	TD	2nd/0:13	Reese 2 yard run
	7	34	3:07	TD	3rd/11:09	Presley 9 yard rec
	11	75	5:00	TD	4th/12:46	Reese 1 yard run
	3	26	1:38	TD	4th/0:45	Jones 17 yard run
TCU	Plays	Yards	Time	Score	QTR/Time	Scoring Play
	7	54	2:54	FG	2nd/11:58	Kell 40 yard FG
	11	71	3:55	FG	2nd/0:09	Kell 30 yard FG
	10	81	4:12	TD	4th/13:25	Miller 2 yard run
	3	34	1:28	TD	4th/10:53	Davis 23 yard rec
	6	45	3:42	TD	4th/5:46	Demarcado 16 yard rec

SCORING DRIVES

TEXAS TECH SCORING DRIVES

TCU	Plays	Yards	Time	Score	QTR/Time	Scoring Play
	3	80	0:41	TD	1st/5:13	Bradley 47 yard rec
	9	43	3:28	FG	1st/0:00	Wolff 29 yard FG
	9	77	2:36	TD	3rd/8:38	Sparkman 33 yard rec
T-most yards →	7	96	1:48	TD	4th/1:46	Shough 3 yard run

Kansas	Plays	Yards	Time	Score	QTR/Time	Scoring Play
	8	75	3:09	TD	1st/11:51	Smith 3 yard run
	12	60	3:47	FG	1st/5:53	Wolff 33 yard FG
	6	76	2:26	TD	1st/0:48	Thompson 37 yard run
	12	61	3:51	TD	2nd/9:36	Tharp 1 yard rec
	3	35	0:10	FG	2nd/0:03	Wolff 51 yard FG
	9	79	3:40	TD	3rd/14:52	Shough 9 yard run
	9	63	3:47	FG	4th/4:19	Wolff 30 yard FG
	3	8	0:36	TD	4th/3:33	Brooks 5 yard run

Iowa State	Plays	Yards	Time	Score	QTR/Time	Scoring Play
T-most yards →	14	96	5:05	TD	2nd/12:23	Smith 1 yard run
	13	77	5:02	TD	4th/6:10	Cupp 4 yard rec

Oklahoma	Plays	Yards	Time	Score	QTR/Time	Scoring Play
	11	75	3:19	TD	2nd/9:45	Hutchings 1 yard run
	10	75	3:16	TD	2nd/3:09	Thompson 6 yard run
	4	29	0:48	TD	2nd/1:28	Smith 6 yard run
	8	77	0:48	FG	2nd/0:00	Wolff 29 yard FG
	5	62	1:55	TD	3rd/10:52	Thompson 7 yard run
	7	62	3:20	TD	3rd/2:46	Smith 15 yard rec
	5	75	1:54	TD	4th/8:43	Bradley 44 yard rec
	13	50	4:01	FG	4th/0:03	Wolff 43 yard FG
	4	8	0:00	FG	0T/0:00	Wolff 35 yard FG

Ole Miss	Plays	Yards	Time	Score	QTR/Time	Scoring Play
	7	27	2:30	TD	1st/6:43	Shough 2 yard run
	7	49	1:56	FG	1st/3:32	Wolff 42 yard FG
	4	9	1:03	TD	2nd/6:59	Shough 2 yard run
	8	18	4:11	FG	2nd/2:13	Wolff 32 yard FG
	5	37	1:14	TD	2nd/0:28	Bradley 12 yard rec
	11	71	3:35	TD	4th/13:20	Thompson 1 yard run
	7	66	2:27	FG	4th/9:36	Wolff 26 yard FG
	0	0	0:00	TD	4th/3:03	Fouonji 44 yard KO ret.

OPPONENT SCORING DRIVES

Kansas	Plays	Yards	Time	Score	QTR/Time	Scoring Play
	4	75	2:11	TD	1st/9:40	Casey 66 yard rec
	7	77	3:52	TD	2nd/5:44	Bean 16 yard run
	4	73	1:47	TD	2nd/2:31	Grimm 3 yard rec
	6	60	1:38	TD	4th/8:06	Skinner 20 yard rec

Iowa State	Plays	Yards	Time	Score	QTR/Time	Scoring Play
	13	63	5:40	FG	2nd/5:38	Nettles 36 yard FG
	7	53	2:59	TD	4th/11:18	Dean 24 yard rec

Oklahoma	Plays	Yards	Time	Score	QTR/Time	Scoring Play
	4	45	13:19	TD	1st/13:19	Mims Jr. 37 yard rec
	11	93	2:58	TD	1st/9:24	Willis 7 yard rec
	13	64	4:47	FG	2nd/13:04	Schmit 41 yard FG
	1	77	0:13	TD	2nd/6:25	Mims Jr. 77 yard rec
	3	75	0:43	TD	3rd/10:09	Wease 61 yard rec
	6	75	2:25	TD	4th/10:37	Willis 5 yard rec
	5	75	1:19	TD	4th/7:24	Farooq 1 yard rec
	4	8	1:12	FG	4th/4:04	Schmit 42 yard FG

Ole Miss	Plays	Yards	Time	Score	QTR/Time	Scoring Play
	5	75	1:17	TD	1st/5:26	Evans 8 yard run
	10	80	3:40	TD	3rd/9:08	Watkins 11 yard rec
	7	75	2:01	TD	4th/7:35	Dart 9 yard run
	9	80	2:30	TD	4th/3:10	Heath 19 yard rec

MISCELLANEOUS STATS

OPENING DRIVE - OFFENSE

OPPONENT	1st	2nd
	Half	Half
Murray State	Touchdown	Touchdown
Houston	Field Goal	Punt
at N.C. State	Punt	Punt
Texas	Touchdown	Downs
at Kansas State	Punt	Punt
at Oklahoma State	Touchdown	Touchdown
West Virginia	Touchdown	Touchdown
Baylor	Downs	Interception
at TCU	Punt	Punt
Kansas	Touchdown	Punt
at Iowa State	Fumble	Punt
Oklahoma	Fumble	Touchdown
Ole Miss	Interception	Punt

SCORING DRIVE ANALYSIS

YARDAGE	TEXAS TECH		OPPONENTS	
	TD	FG	TD	FG
No Drive	--	--	2	--
Negative Yards	--	--	--	--
0-9	2	1	1	2
10-19	--	1	--	2
20-29	4	1	3	4
30-39	5	2	4	1
40-49	2	7	2	4
50-59	3	3	3	1
60-69	9	4	5	5
70-79	18	2	18	2
80-89	6	--	4	--
90-99	4	--	1	--
TOTALS	53	21	43	21

GIVEAWAY/TAKEAWAYS

OPPONENT	GIVEAWAY			TAKEAWAY			Dif.
	Fum	Int	Tot	Fum	Int	Tot	
Murray State	0	1	1	0	0	0	-1
Houston	0	3	3	1	1	2	-1
at N.C. State	1	3	4	1	0	1	-3
Texas	0	0	0	1	1	2	+2
at Kansas State	2	2	4	1	0	1	-3
at Oklahoma State	0	1	1	0	0	0	-1
West Virginia	0	0	0	1	3	4	+4
Baylor	0	5	5	1	0	1	-4
at TCU	0	1	1	0	0	0	-1
Kansas	0	0	0	1	1	2	+2
at Iowa State	1	0	1	0	0	0	-1
Oklahoma	1	1	2	0	1	1	-1
Ole Miss	2	1	3	2	3	5	+2
TOTALS	7	18	25	9	10	19	-6

OPENING DRIVE - DEFENSE

OPPONENT	1st	2nd
	Half	Half
Murray State	Punt	Punt
Houston	Punt	Touchdown
at N.C. State	Punt	Punt
Texas	Touchdown	Downs
at Kansas State	Touchdown	Punt
at Oklahoma State	Touchdown	Field Goal
West Virginia	Punt	Interception
Baylor	Downs	Touchdown
at TCU	Downs	Punt
Kansas	Touchdown	Missed FG
at Iowa State	Missed FG	Punt
Oklahoma	Touchdown	Downs
Ole Miss	Downs	Touchdown

GAME OPENING DRIVES

OPPONENT	TEXAS TECH			OPPONENTS		
	PTS	PLAYS	YDS	PTS	PLAYS	YDS
Murray State	7	4	94	0	6	18
Houston	3	9	68	0	3	9
at N.C. State	0	3	1	0	5	19
Texas	7	18	75	7	3	27
at Kansas State	0	5	9	7	2	75
at Oklahoma State	7	11	75	7	2	34
West Virginia	7	8	75	0	3	3
Baylor	0	7	18	0	10	33
at TCU	0	3	3	0	10	60
Kansas	7	8	75	7	4	75
at Iowa State	0	3	12	0	4	3
Oklahoma	0	1	-10	7	4	45
Ole Miss	0	7	51	0	7	37

THREE-AND-OUTS

OPPONENT	TEXAS TECH		OPPONENTS	
	3-&-Outs/Drives	3-&-Outs/Drives	3-&-Outs/Drives	3-&-Outs/Drives
Murray State	3/15		10/15	
Houston	2/16		2/16	
at N.C. State	4/13		5/13	
Texas	2/12		2/12	
at Kansas State	1/15		4/14	
at Oklahoma State	4/14		3/14	
West Virginia	1/13		3/12	
Baylor	2/14		1/12	
at TCU	2/14		3/13	
Kansas	1/13		1/12	
at Iowa State	5/11		0/11	
Oklahoma	3/17		2/17	
Ole Miss	0/14		1/15	
TOTALS	30/179		37/176	

RED RAIDERS ON COIN FLIP

OPPONENT	Coin	Flip	Decision	Result
Houston	L	Opp. Deferred	W, 33-30	
at N.C. State	L	Opp. Deferred	L, 27-14	
Texas	W	Deferred	W, 37-34 (OT)	
at Kansas State	L	Opp. Received	L, 37-28	
at Oklahoma State	W	Received	L, 41-31	
West Virginia	L	Opp. Deferred	W, 48-10	
Baylor	W	Deferred	L, 45-17	
at TCU	L	Opp. Deferred	L, 34-24	
Kansas	L	Opp. Deferred	W, 43-28	
at Iowa State	L	Opp. Deferred	W, 14-10	
Oklahoma	L	Opp. Deferred	W, 51-48 (OT)	
Ole Miss	L	Opp. Received	W, 42-25	

SECOND HALF OPENING DRIVES

OPPONENT	TEXAS TECH			OPPONENTS		
	PTS	PLAYS	YDS	PTS	PLAYS	YDS
Murray State	7	5	63	0	3	-1
Houston	0	7	22	7	6	67
at N.C. State	0	7	22	0	3	1
Texas	0	4	5	0	4	8
at Kansas State	0	6	15	0	3	0
at Oklahoma State	7	8	65	3	12	58
West Virginia	7	2	58	0	3	-8
Baylor	0	2	-7	7	7	34
at TCU	0	3	3	0	3	1
Kansas	0	5	6	0	14	56
at Iowa State	0	3	5	0	6	31
Oklahoma	7	5	62	0	8	37
Ole Miss	0	5	17	7	10	80

SPECIAL TEAMS TACKLES

Player	Total	KO	Punt
Owens, Tyler	5	3	2
Curley, Patrick	2	1	1
Matthews, Tyrrique	2	1	1
Merrifweather, Krishon	2	2	0
Rodriguez, Jacob	2	2	0
Knotts, Jackson	1	0	1
Martinez, Nehemiah	1	1	0
Ramirez, Bryce	1	1	0
Sparkman, J.J.	1	1	0
Pearson, Reggie	1	1	0
Wolff, Trey	1	1	0
Frye, Adrian	1	1	0
Low, Trent	1	1	0
Smith, Isaac	1	0	1
Williams, Rayshad	1	0	1
Taylor-Demerson, Dadrion	1	1	0
Blankenbaker, Keyon	1	1	0
Teeter, Henry	1	0	1
Smith, Wesley	1	1	0
Boyd, Brady	1	1	0
TOTALS	28	20	8

DRIVE SUPERLATIVES

	TEXAS TECH (GAME)	OPPONENTS (GAME)
Most Plays/Result	18/TD (Texas), 18/FG (Oklahoma State)	16/FG (Oklahoma State)
Most Yards/Result	96/TD (TCU), 96/TD (Iowa State)	82/TD (Texas)
Most Time/Result	7:55/TD (Texas)	7:50/FG (Kansas State), 7:50/FG (West Virginia)
Shortest Touchdown Drive (Yards)	8 yards (Kansas)	25 yards (Houston)
Shortest Touchdown Drive (Time)	0:16 (Murray State)	0:08 (N.C. State)
Quickest Touchdown to Start Game	13:23/1Q (West Virginia)	14:20/1Q (Kansas State)
Quickest Touchdown to Start a Half	13:23/1Q (West Virginia)	14:20/1Q (Kansas State)

TEXAS TECH GAME HIGHS

Texas Tech - Game Highs

RUSHES	54	West Virginia (10/22/2022)
YARDS RUSHING	264	Kansas (11/12/2022)
YARDS PER RUSH	5.5	Kansas (11/12/2022)
TD RUSHES	4	Oklahoma (11/26/2022)
	4	Kansas (11/12/2022)
PASS ATTEMPTS	63	at Oklahoma St. (10/08/2022)
PASS COMPLETIONS	39	at Oklahoma St. (10/08/2022)
YARDS PASSING	472	Murray St. (09/03/2022)
YARDS PER PASS	13.1	Murray St. (09/03/2022)
TD PASSES	6	Murray St. (09/03/2022)
TOTAL PLAYS	104	at Oklahoma St. (10/08/2022)
TOTAL OFFENSE	605	Murray St. (09/03/2022)
YARDS PER PLAY	9.3	Murray St. (09/03/2022)
POINTS	63	Murray St. (09/03/2022)
SACKS BY	4	Murray St. (09/03/2022)
	4	at TCU (11/05/2022)
FIRST DOWNS	35	Houston (09/10/2022)
PENALTIES	9	Murray St. (09/03/2022)
	9	Oklahoma (11/26/2022)
PENALTY YARDS	70	West Virginia (10/22/2022)
TURNOVERS	5	Baylor (10/29/2022)
PUNTS	7	at Iowa St. (11/19/2022)
PUNTING AVG	54.0	West Virginia (10/22/2022)
LONG PUNT	65	West Virginia (10/22/2022)
PUNTS INSIDE 20	3	Murray St. (09/03/2022)
	3	at TCU (11/05/2022)
LONG PUNT RETURN	20	Texas (09/24/2022)

Texas Tech - Individual Game Highs

RUSHES	25	Tyler Shough vs Ole Miss (N) (12/28/2022)
YARDS RUSHING	111	Tyler Shough vs Ole Miss (N) (12/28/2022)
TD RUSHES	3	Tahj Brooks vs Murray St. (09/03/2022)
LONG RUSH	38	Cam'Ron Valdez at TCU (11/05/2022)
	38	Bryson Donnell vs West Virginia (10/22/2022)
PASS ATTEMPTS	62	Behren Morton at Oklahoma St. (10/08/2022)
PASS COMPLETIONS	39	Behren Morton at Oklahoma St. (10/08/2022)
YARDS PASSING	436	Tyler Shough vs Oklahoma (11/26/2022)
TD PASSES	4	Donovan Smith vs Murray St. (09/03/2022)
LONG PASS	58	Donovan Smith at Kansas St. (10/01/2022)
RECEPTIONS	13	Myles Price vs Texas (09/24/2022)
YARDS RECEIVING	173	Jerand Bradley vs Oklahoma (11/26/2022)
TD RECEPTIONS	2	Loic Fouonji vs Murray St. (09/03/2022)
	2	Jerand Bradley vs Murray St. (09/03/2022)
LONG RECEPTION	58	Trey Cleveland at Kansas St. (10/01/2022)
PUNTS	7	Austin McNamara at Iowa St. (11/19/2022)
PUNTING AVG	54.0	Austin McNamara vs West Virginia (10/22/2022)
LONG PUNT	65	Austin McNamara vs West Virginia (10/22/2022)
PUNTS INSIDE 20	3	Austin McNamara at TCU (11/05/2022)
	3	Austin McNamara vs Murray St. (09/03/2022)
LONG PUNT RETURN	20	Myles Price vs Texas (09/24/2022)
LONG KICKOFF RETURN	67	Jordan Brown vs Oklahoma (11/26/2022)
TACKLES	17	Krishon Merriweather at Oklahoma St. (10/08/2022)
SACKS	2	Jesiah Pierre vs Kansas (11/12/2022)
	2	Tyree Wilson at Kansas St. (10/01/2022)
	2	Tyree Wilson at NC State (09/17/2022)
	2	Philip Bldi vs Murray St. (09/03/2022)
TACKLES FOR LOSS	3.5	Tyree Wilson at NC State (09/17/2022)

OPPONENT GAME HIGHS**Opponent - Game Highs**

RUSHES	59	Baylor (10/29/2022)
YARDS RUSHING	343	at Kansas St. (10/01/2022)
YARDS PER RUSH	8.8	at Kansas St. (10/01/2022)
TD RUSHES	4	Baylor (10/29/2022)
PASS ATTEMPTS	45	at Oklahoma St. (10/08/2022)
PASS COMPLETIONS	29	Oklahoma (11/26/2022)
YARDS PASSING	462	Oklahoma (11/26/2022)
YARDS PER PASS	11.0	Oklahoma (11/26/2022)
TD PASSES	6	Oklahoma (11/26/2022)
TOTAL PLAYS	89	Baylor (10/29/2022)
TOTAL OFFENSE	672	Oklahoma (11/26/2022)
YARDS PER PLAY	8.1	Kansas (11/12/2022)
POINTS	48	Oklahoma (11/26/2022)
SACKS BY	6	at Kansas St. (10/01/2022)
	6	Baylor (10/29/2022)
	6	Houston (09/10/2022)
FIRST DOWNS	27	vs Ole Miss (N) (12/28/2022)
	27	Oklahoma (11/26/2022)
	27	Baylor (10/29/2022)
PENALTIES	12	Houston (09/10/2022)
PENALTY YARDS	126	Houston (09/10/2022)
TURNOVERS	5	vs Ole Miss (N) (12/28/2022)
PUNTS	12	Murray St. (09/03/2022)

Opponent - Individual Game Highs

RUSHES	36	Richard Reese vs Baylor (10/29/2022)
YARDS RUSHING	190	Devin Neal vs Kansas (11/12/2022)
TD RUSHES	3	Richard Reese vs Baylor (10/29/2022)
	3	Adrian Martinez at Kansas St. (10/01/2022)
LONG RUSH	69	Adrian Martinez at Kansas St. (10/01/2022)
	69	Deuce Vaughn at Kansas St. (10/01/2022)
PASS ATTEMPTS	45	Spencer Sanders at Oklahoma St. (10/08/2022)
PASS COMPLETIONS	28	Dillon Gabriel vs Oklahoma (11/26/2022)
YARDS PASSING	449	Dillon Gabriel vs Oklahoma (11/26/2022)
TD PASSES	6	Dillon Gabriel vs Oklahoma (11/26/2022)
LONG PASS	77	Dillon Gabriel vs Oklahoma (11/26/2022)
RECEPTIONS	8	Malik Heath vs Ole Miss (N) (12/28/2022)
	8	Xavier Hutchinson at Iowa St. (11/19/2022)
YARDS RECEIVING	162	Marvin Mims Jr. vs Oklahoma (11/26/2022)
TD RECEPTIONS	2	Marvin Mims Jr. vs Oklahoma (11/26/2022)
	2	Brayden Willis vs Oklahoma (11/26/2022)
LONG RECEPTION	77	Marvin Mims Jr. vs Oklahoma (11/26/2022)
FIELD GOALS	4	Tanner Brown at Oklahoma St. (10/08/2022)
LONG FIELD GOALS	48	John Mayers vs Baylor (10/29/2022)
	48	Bert Auburn vs Texas (09/24/2022)
PUNTS	11	Lewis Halton vs Murray St. (09/03/2022)
PUNTING AVG	51.4	Laine Wilkins vs Houston (09/10/2022)
LONG PUNT	67	Laine Wilkins vs Houston (09/10/2022)
PUNTS INSIDE 20	3	Tyler Perkins at Iowa St. (11/19/2022)
	3	Tom Hutton at Oklahoma St. (10/08/2022)
	3	Laine Wilkins vs Houston (09/10/2022)
LONG PUNT RETURN	82	Derius Davis at TCU (11/05/2022)
LONG KICKOFF RETURN	30	Jaden Nixon at Oklahoma St. (10/08/2022)
	30	Keilan Robinson vs Texas (09/24/2022)
	30	LaMarte Brooks vs Murray St. (09/03/2022)
TACKLES	18	Danny Stutsman vs Oklahoma (11/26/2022)
SACKS	4.5	Derek Parish vs Houston (09/10/2022)
TACKLES FOR LOSS	6.5	Derek Parish vs Houston (09/10/2022)
INTERCEPTIONS	2	Aydan White at NC State (09/17/2022)

PREVIEW

RED RAIDERS

STAFF

'22 REVIEW

HISTORY

RECORDS

TEXAS TECH

GAME RECAPS



GAME 1
TEXAS TECH 63, MURRAY STATE 10

LUBBOCK, Texas (AP) — Donovan Smith came off the bench to throw four touchdown passes, Tahj Brooks ran for three scores and Texas Tech blew out lower-division Murray State 63-10 in coach Joey McGuire's debut.

Smith had scoring tosses on his first two passes after replacing Tyler Shough in the first half. McGuire indicated he planned to play both, but said at halftime Shough was injured and probably wouldn't return. Shough was on the sideline in the second half with a sling on his left (non-throwing) shoulder.

Brooks finished with 50 yards and scoring runs of 14, 3 and 23 yards, the last giving the Red Raiders a 42-10 lead late in the first half on the way to their 23rd consecutive victory in a home opener.

Texas Tech's first meeting with Murray State and 20th consecutive victory over an FCS opponent was similar to the lower-division matchups from 2010-19, when the average margin of victory was 40 points

Murray State quarterback DJ Williams, the Ohio Valley Conference freshman of the year last season, sustained an apparent right leg injury on the final play of the first half.

Williams was scrambling before setting up to throw with the Racers trying to get a touchdown as time ran out before the break, and his right leg buckled as he lost control of the ball and crumpled to the turf. Williams was helped off the field, unable to put any pressure on his right leg.

Loic Fouonji and Jerand Bradley had two touchdown catches apiece. Fouonji opened the scoring on a 30-yard catch from Shough before Smith's first TD toss, a 30-yarder to Bradley.

Fouonji's 39-yard catch from Smith gave Texas Tech a 28-10 lead early in the second quarter, and Bradley's 14-yard scoring grab made it 56-10 early in the third. Bradley, a sophomore, had his first career 100-yard game with 108 yards on six catches, and Fouonji finished with four catches for 77 yards.

Smith was 14 of 16 for 221 yards without an interception before getting replaced by Behren Morton in the third quarter. Shough was 6 of 10 for 154 yards as Texas Tech finished with 472 yards passing and 605 total.

Jones AT&T Stadium (58,823)
September 3, 2022

SCORE BY QUARTERS	1	2	3	4	FINAL
Murray State	3	7	0	0	10
Texas Tech	14	28	14	7	63

RUSHING: Murray St.-Witherspoon,Dam 13-36; Maue,Lucas 3-13; Northington,Jaw 6-7; Jennings,O'Darr 5-6; Galbreath,Kylan 1-4; Jones,Cortez 9-2; Williams,DJ 4-minus 21. Texas Tech-Brooks, Tahj 6-50; Thompson, SaRodorick 7-48; Donnell, Bryson 8-23; Shough, Tyler 1-17; Smith, Donovan 2-9; TEAM 1-minus 1; Morton,Behren 3-minus 17; Bedwell, Blake 1-minus 31.

PASSING: : Murray St.-Williams,DJ 8-16-0-210; Maue,Lucas 1-7-0-1. Texas Tech-Smith, Donovan 14-16-0-221; Shough, Tyler 6-10-0-154; Morton, Behren 2-9-1-99.

RECEIVING: Murray St.-Bell,Jacob 2-76; Dallas,DeQuan 2-26; Jennings,O'Darr 2-15; Brooks,LaMarte 1-51; Rearden,Curtis 1-33; Shields,Taylor 1-10. Texas Tech-Bradley, Jerand 6-108; Fouonji, Loic 4-110; Price, Myles 3-39; Martinez, Nehemiah 2-43; Cleveland, Trey 2-24; Thompson, SaRodorick 1-30; Teeter, Henry 1-23; Tharp, Mason 1-21; Cupp, Baylor 1-20; White, Xavier 1-15; Sparkman, J.J. 1-14; Hocutt, Drew 1-13; Wiginton, Hayden 1-7; King, Tyler 1-6; Brooks, Tahj 1-1.

INTERCEPTIONS: Murray St.-Appleton,Dylan 1-0. Texas Tech-None.

FUMBLES: Murray St.-Witherspoon,Dam 1-0. Texas Tech-Morton,Behren 1-0; Fouonji, Loic 1-0.

SACKS: Murray St.-Brown,Cam 1-0. Texas Tech-Blidi, Philip 2-0; Bradford Jr., Tony 1-0; Wilson, Tyree 0-1; Merriweather, K. 0-1.

TACKLES (UA-A): Murray St.-Bolden,Jaylon 5-0; Johnson,Justus 5-0; Walker,Nick 4-0; Shupperd,Cade 4-0; Dailey,Jamari 3-1; Allen,Tre 3-0; Brown,Cam 3-0; Samuta,Eric 2-1; Turner,Quinaz 2-1; Powell,Lawaun 2-1; Chambers,Nate 1-2; Goatley,Cody 2-0; Appleton,Dylan 2-0; Long,Andrew 2-0; Victor,Darnel 1-1; Fridge,Jhadyn 1-0; Williamson,Ben 1-0; McCray,Jarad 1-0; Davis,Tony 1-0; McKee,DaVontae 1-0; Lacey,Damonyai 0-1; Webber,Zaden 0-1; Holmes,Cayvian 0-1. Texas Tech-Merriweather, K. 5-2; Wilson, Tyree 3-3; Blidi, Philip 3-1; Rodriguez, Jacob 0-4; Williams, Rayshad 3-0; Dunlap, Malik 3-0; Bradford Jr., Tony 2-1; Smith, Isaac 2-1; Hutchings, Jaylon 2-1; Pearson, Reggie 2-1; Moore, Dimitri 1-2; Pierre, Jesiah 1-2; Cole, Myles 1-2; Waters, Marquis 2-0; Eldridge, Kosi 2-0; Matthews, Tyrique 1-1; Taylor-Demerson, D. 1-1; Owens, Tyler 1-0; Minor, Kobee 1-0; Low,Trent 1-0; Esters III, Charles 1-0; Dyson III, Harvey 1-0; Whitfield, Jett 1-0.

TEAM STATISTICS	MSU	TTU
FIRST DOWNS	10	29
RUSHES-YARDS (NET)	41-47	29-98
PASSING YDS (NET)	211	474
Passes Att-Comp-Int	23-9-0	36-27-1
TOTAL OFFENSE PLAYS-YARDS	64-258	65-572
Fumble Returns-Yards	0-0	0-0
Punt Returns-Yards	1-0	5-55
Kickoff Returns-Yards	3-4	1-35
Interception Returns-Yards	1-0	0-0
Punts (Number-Avg)	12-36.8	4-45.8
Fumbles-Lost	1-0	2-0
Penalties-Yards	6-55	9-65
Possession Time	34:11	25:49
Third-Down Conversions	4 of 18	6 of 10
Fourth-Down Conversions	0 of 1	0 of 0
Red-Zone Scores-Chances	1-2	3-4
Sacks By: Number-Yards	1-13	4-21

SCORING SUMMARY

QTR	Time	Team	Scoring Play
1st	10:34	TTU	L.Fouonji 30 yd pass from T.Shough (T.Wolff kick)
	07:28	TTU	Brooks 14 yd rush (G.Garcia kick)
	02:29	MSU	A.Baum 31 yd FG
2nd	14:35	TTU	J.Bradley 30 yd pass from D.Smith (T.Wolff kick)
	13:29	MSU	J.Bell 54 yd pass from D.Williams (A.Baum kick)
	13:13	TTU	L.Fouonji 39 yd pass from D.Smith (G.Garcia kick)
	08:30	TTU	T.Brooks 3 yd rush (T.Wolff kick)
	02:26	TTU	T.Brooks 23 yd rush (G.Garcia kick)
3rd	12:38	TTU	S.Thompson 30 yd pass from D.Smith (T.Wolff kick)
	09:34	TTU	J.Bradley 14 yd pass from D.Smith (G.Garcia kick)
4th	13:40	TTU	M.Tharp 21 yd pass from B.Morton (T.Wolff kick)

GAME RECAPS



PREVIEW

RED RAIDERS

STAFF

'22 REVIEW

HISTORY

RECORDS

TEXAS TECH

**GAME 2
TEXAS TECH 33, #25 HOUSTON 30 (20T)**

LUBBOCK, Texas -- Donovan Smith put Texas Tech at risk of losing with his arm. The sophomore quarterback rescued the Red Raiders with his legs.

Smith ran 9 yards for a touchdown in the second overtime, lifting Texas Tech to a 33-30 victory over No. 25 Houston on Saturday. A back-and-forth finish ended with the Red Raiders (2-0) beating a ranked nonconference opponent in the regular season for the first time since 1989, a span of 14 games.

It was the last meeting between the former Southwest Conference rivals before they become league foes again when the Cougars move from the American Athletic to the Big 12 next year. After Houston's Bubba Baxa opened the second OT with a 20-yard field goal, Smith broke into the open field and ran untouched to the end zone, sending Texas Tech students and fans streaming onto the field.

Baxa kicked a go-ahead 35-yard field goal with 37 seconds remaining in regulation after Gervarrius Owens returned Smith's third interception to the Texas Tech 21 in the final two minutes. Smith answered with a 27-yard scramble on the next play, sparking a drive to a tying 47-yard field goal from Trey Wolff with three seconds to go. Wolff replaced Gino Garcia, who missed from 45 earlier in the fourth quarter.

Smith, who threw for 351 yards with three picks and six sacks that cut his rushing total from 86 to 28 yards.

The Cougars (1-1) erased a 17-3 halftime deficit, getting even early in the fourth quarter when Jayce Rogers stepped in front of a pass from Smith and returned it 54 yards for a TD. Still, Houston's 12-game regular-season winning streak ended. Houston had 11 penalties for 121 yards, including two personal fouls on the same possession that twice let the Red Raiders keep the ball when the Cougars would have taken possession in the first half.

		Jones AT&T Stadium (56,271) September 10, 2022					
SCORE BY QUARTERS		1	2	3	4	OT	OT FINAL
Houston		0	3	7	10	7	3 30
Texas Tech		3	14	0	3	7	6 33

RUSHING: Houston-Campbell, Brando 16-80; Sneed, Stacy 3-9; Henry, Ta'Zawn 3-2; TEAM 1-minus 1; Tune, Clayton 6-minus 3. Texas Tech-Brooks, Tahj 17-78; Smith, Donovan 21-31; Thompson, SaRodrick 5-11; TEAM 1-minus 2.

PASSING: Tune, Clayton 20-39-1-266. Texas Tech-Smith, Donovan 36-58-3-350; Price, Myles 0-1-0-0.

RECEIVING: Houston-Dell, Nathaniel 7-120; Campbell, Brando 4-54; Henry, Ta'Zawn 3-32; Golden, Matthew 2-25; Trahan, Christia 2-22; Manjack IV, Jose 1-10; Carter, KeSean 1-3. Texas Tech-Bradley, Jerand 6-50; Price, Myles 5-78; Martinez, Nehemiah 5-76; Brooks, Tahj 5-34; Thompson, SaRodrick 4-16; Fouonji, Loic 3-30; Cleveland, Trey 3-21; White, Xavier 2-24; Sparkman, J.J. 2-15; Cupp, Baylor 1-6.

INTERCEPTIONS: Houston-Rogers, Jayce 1-54; Green, Art 1-37; Owens, Gervarri 1-24. Texas Tech-None.

FUMBLES: Houston-Henry, Ta'Zawn 1-1. Texas Tech-Smith, Donovan 2-0.

SACKS (UA-A): Houston-Parish, Derek 4-1; Caldwell, Jamare 1-1. Texas Tech-Eldridge, Kosi 1-0; Moore, Dimitri 1-0.

TACKLES (UA-A): Houston-Parish, Derek 8-3; Mutin, Donovan 7-3; Owens, Gervarri 6-2; Robinson, Malik 5-3; Rogers, Jayce 4-2; Emery, Jalen 5-0; Hogan, Alex 3-1; Hypolite, Hasaan 2-2; Brooks, Antonio 3-0; Nunnery, Mannie 3-0; Jones, D'Anthony 2-1; Williams, Sedric 2-1; Griffin-Taylor, 2-0; Ceaser, Nelson 2-0; Morris, Jamal 1-1; Caldwell, Jamare 1-1; Green, Art 1-1; Payne, Treylin 1-0; Manjack IV, Jose 1-0; Bankston, Latrel 1-0; Tucker, Nadame 0-1; Neal, Jamykal 0-1; Guzman, Noah 0-1; Morgan, Ja Kori 0-1; Nelson, C.J. 0-1; Campbell, Brando 0-1; Cheeks, Trimarcu 0-1. Texas Tech-Taylor-Demerson, D. 5-2; Merriweather, K. 4-3; Eldridge, Kosi 4-3; Waters, Marquis 6-0; Hutchings, Jaylon 4-2; Wilson, Tyree 3-1; Ramirez, Bryce 3-0; Blidi, Philip 2-1; Williams, Rayshad 2-1; Pearson, Reggie 2-0; Dunlap, Malik 2-0; Bradford Jr., Tony 1-0; Brooks, Tahj 1-0; Martinez, Nehemiah 1-0; Moore, Dimitri 1-0; Smith, Donovan 1-0; Minor, Kobeo 0-1.

SCORING SUMMARY

QTR	Time	Team	Scoring Play
1st	11:26	TTU	Wolff, T. 25 yd field goal
2nd	11:17	UH	Baxa, B. 24 yd field goal
	10:10	TTU	Martinez, N. 43 yd pass from Smith, D. (Garcia, G. kick)
	0:18	TTU	Price, M. 54 yd pass from Smith, D. (Garcia, G. kick)
3rd	13:24	UH	Campbell, B. 2 yd run (Baxa, B. kick)
4th	12:25	UH	Rogers, J. 54 yd interception return (Baxa, B. kick)
	0:37	UH	Baxa, B. 35 yd field goal
OT	0:03	TTU	Wolff, T. 47 yd field goal
	15:00	UH	Golden, M. 15 yd pass from Tune, C. (Baxa, B. kick)
OT2	15:00	TTU	Brooks, T. 4 yd run (Wolff, T. kick)
	15:00	UH	Baxa, B. 20 yd field goal
	15:00	TTU	Smith, D. 9 yd run

TEAM STATISTICS

	UH	TTU
FIRST DOWNS	16	35
RUSHES-YARDS (NET)	29-87	44-118
PASSING YDS (NET)	266	350
Passes Att-Comp-Int	39-20-1	59-36-3
TOTAL OFFENSE PLAYS-YARDS	68-353	103-468
Fumble Returns-Yards	0-0	1-11
Punt Returns-Yards	1-35	2-2
Kickoff Returns-Yards	3-40	1-19
Interception Returns-Yards	3-115	1-0
Punts (Number-Avg)	5-51.4	4-44.5
Fumbles-Lost	1-1	2-0
Penalties-Yards	12-126	6-44
Possession Time	22:42	37:18
Third-Down Conversions	5 of 16	5 of 18
Fourth-Down Conversions	0 of 1	2 of 3
Red-Zone Scores-Chances	5-6	3-4
Sacks By: Number-Yards	6-36	2-16

GAME RECAPS



GAME 3
#16 NORTH CAROLINA STATE 27, TEXAS TECH 14

RALEIGH, N.C. (AP) — Aydan White returned one of his two interceptions 84 yards for a touchdown to lead a strong defensive effort that carried No. 16 North Carolina State past Texas Tech, 27-14 on Saturday night.

Facing the Bowl Subdivision's top passing offense, N.C. State's veteran defense harassed quarterback Donovan Smith and shut down any ground game the Red Raiders tried to muster. The highlight was White's fourth-down pick of Smith's overthrown second-quarter ball, with White taking the interception down the left side with three teammates sprinting to escort him all the way to the end zone.

White also had a sack on a cornerback blitz, one of four for the Wolfpack (3-0). Jakeen Harris came up with a fourth-down interception near midfield with 8:38 left as Texas Tech (2-1) tried to make a late push.

The defensive effort offset a shaky day by the Wolfpack's offense, which had its own troubles with stalled drives and score-negating mistakes. Demie Sumo-Karngbaye — who lost a sure TD catch when he was stripped near the goal line and fumbled out of the end zone — scored twice, the second on a 38-yard catch off a trick-play pass from Thayer Thomas for a 27-7 lead early in the fourth.

Smith ran and threw for scores to lead the Red Raiders, as his 3-yard keeper cut the deficit to 27-14. But after Texas Tech forced a three-and-out to get the ball back, Smith fired incomplete on three straight passes before Harris picked him off over the middle to keep the Wolfpack in control.

The Red Raiders elevated expectations for first-year coach Joey McGuire, whose team was picked to finish ninth in the 10-team Big 12 but upset a ranked Houston team last weekend. The defense made things difficult on the Wolfpack. But the team didn't get its offense going until falling behind and lost a muffed punt to go with its three picks.

N.C. State managed 270 total yards. Lineman C.J. Clark had two sacks while the Wolfpack smothered the Red Raiders' rushing game by allowing 54 yards on 26 carries.

SCORING SUMMARY

QTR	Time	Team	Scoring Play
1st	07:39	NCST	Dunn,C. 29 yd field goal
	02:29	NCST	Dunn,C. 47 yd field goal
2nd	10:13	NCST	Sumo-K. 14 yd run (Dunn,C. kick)
	04:40	NCST	White,A. 84 yd 84 yd (Dunn,C. kick)
	00:50	TTU	Price, M. 24 yd pass from Smith, D. (Wolff, T. kick)
4th	14:20	NCST	Sumo-K. 38 yd pass from Thomas,T. (Dunn,C. kick)
	0:08	TTU	Smith, D. 3 yd run (Wolff, T. kick)

Carter-Finley Stadium (56,919)
September 17, 2022

SCORE BY QUARTERS	1	2	3	4	FINAL
Texas Tech	0	7	0	7	14
NC State	6	14	0	7	27

RUSHING: Texas Tech-Thompson, SaRodorick 9-39; Morton,Behren 2-20; Brooks, Tahj 4-4; Smith, Donovan 11-minus 9. NC State-Houston,Jordan 13-57; Sumo-Karngbaye,

14-54; Gray,Julian 1-7; Mimms,Delbert 2-6; Jones,Demarcus 2-minus 1; Leary,Devin 5-minus 12.

PASSING: Texas Tech-Smith, Donovan 21-36-2-214; Morton,Behren 4-7-1-85. NC State-Leary,Devin 15-23-0-121; Thomas,Thayer 1-1-0-38.

RECEIVING: Texas Tech-Brooks, Tahj 5-44; Price, Myles 4-50; Martinez, Nehemiah 4-46; Tharp, Mason 3-26; Fouonji, Loic 2-28; Bradley, Jerand 2-14; White, Xavier 1-38; Sparkman, J.J. 1-17; Cleveland, Trey 1-13; Thompson, SaRodorick 1-12; Boyd, Brady 1-11. NC State-Sumo-Karngbaye, 4-93; Thomas,Thayer 4-30; Toudle,Christop 2-12; Gray,Julian 2-minus 1; Houston,Jordan 1-10; Lesane,Keyon 1-7; Jones,Darryl 1-4; Seabrough,Cedd 1-4.

INTERCEPTIONS: Texas Tech-None. NC State-Harris,Jakeen 1-0; White,Aydan 1-0.


FUMBLES: Texas Tech-Hocutt, Drew 1-1. NC State-Sumo-Karngbaye, 1-1.

SACKS (UA-A): Texas Tech-Wilson, Tyree 2-0. NC State-Clark,C.J. 2-0; Moore,Isaiah 1-0; White,Aydan 1-0.

TACKLES (UA-A): Texas Tech-Wilson, Tyree 6-5; Waters, Marquis 2-4; Matthews, Tyrique 3-2; Eldridge, Kosi 3-2; Taylor-Demerson, D. 1-4; Blidi, Philip 2-2; Merriweather, K. 2-2; Rodriguez, Jacob 2-2; Hutchings, Jaylon 1-3; Pearson, Reggie 0-3; Dunlap, Malik 2-0; Minor, Kobebe 2-0; Scott Jr, Vidal 2-0; Pierre, Jesiah 0-2; Ramirez, Bryce 1-0; TEAM 1-0; Cole, Myles 1-0; Owens, Tyler 1-0; Adedire, Joseph 0-1; Williams, Rayshad 0-1; Bradford Jr., Tony 0-1. NC State-Wilson,Payton 3-7; Thomas,Drake 1-7; Pitts,Derrek 5-2; Ingle,Tanner 3-4; White,Aydan 3-2; Moore,Isaiah 1-4; Boykin,Devan 2-2; Fagan,Cyrus 1-3; Jackson,Savion 1-3; Baker-Williams, 2-1; Vann,Davin 2-0; Clark,C.J. 2-0; Smith,Teshau 2-0; Poole,Jordan 1-0; Jones,Demarcus 1-0; Scott,Jaylon 1-0; Price,Travali 1-0; Scott,Christoph 1-0; Johnson,Colby 0-1; Fordham,Caden 0-1; Ashford,Rakeim 0-1; Brown,Sean 0-1; Harris,Jakeen 0-1.

TEAM STATISTICS	TTU	NCST
FIRST DOWNS	20	16
RUSHES-YARDS (NET)	26-54	37-111
PASSING YDS (NET)	299	159
Passes Att-Comp-Int	43-25-3	24-16-0
TOTAL OFFENSE PLAYS-YARDS	69-353	61-270
Fumble Returns-Yards	0-0	1-84
Punt Returns-Yards	1-6	0-0
Kickoff Returns-Yards	5-98	0-0
Interception Returns-Yards	0-0	3-0
Punts (Number-Avg)	6-41.2	7-38.9
Fumbles-Lost	1-1	1-1
Penalties-Yards	7-69	9-74
Possession Time	26:56	33:04
Third-Down Conversions	2 of 12	6 of 16
Fourth-Down Conversions	1 of 3	1 of 1
Red-Zone Scores-Chances	1-1	2-2
Sacks By: Number-Yards	2-11	4-26

GAME RECAPS



PREVIEW

RED RAIDERS

STAFF

'22 REVIEW

HISTORY

RECORDS

TEXAS TECH

GAME 4

TEXAS TECH 37, #22 TEXAS 34

LUBBOCK, Texas (AP) – Trey Wolff had fans ready to celebrate like they hadn't in 14 years with what they thought was a game-winner in the final seconds.

Turns out they just had to wait a little longer.

Wolff kicked a 20-yard field goal in overtime, lifting the Red Raiders over No. 22 Texas 37-34 after they overcame a two-touchdown deficit in the second half but let a lead slip away in the final minute Saturday.

Texas' Bijan Robinson fumbled on the first play of overtime, and Donovan Smith led the Red Raiders to the 2-yard line before Wolff's winning kick in the Big 12 opener for both teams.

The Red Raiders (3-1, 1-0) thought Wolff's 45-yard kick for a 34-31 lead with 21 seconds left in regulation was enough for their first home win over Texas since Michael Crabtree's last-second catch beat the top-ranked Longhorns in 2008.

The Longhorns (2-2, 0-1) had other ideas.

Hudson Card's 28-yard pass to Tarique Milton got the Longhorns close with six seconds remaining, and they picked up another 10 yards on a quick pass with two seconds to go. Bert Auburn's 48-yard kick as time expired forced OT.

Texas Tech fans might have had flashbacks to two years ago, when the Red Raiders couldn't hold a 56-41 lead on Texas in the final three minutes of regulation in a 63-56 overtime loss on the same field.

Texas Tech beat the Longhorns in a Big 12 opener for the first time in six tries and ended a six-game home losing streak. Fans stormed the field after the Crabtree-fueled victory, and did it again Saturday after Wolff's winner.

Robinson's 40-yard scoring run in the third quarter gave Texas a 31-17 lead, but the Red Raiders responded with their third TD drive of at least 10 plays.

Smith kept the tying drive alive with a cutback run for 5 yards on fourth-and-4 before his 19-yard pass to Baylor Cupp for a 31-31 tie midway through the fourth quarter.

The Red Raiders, who also beat a ranked opponent in Houston in overtime in their previous home game two weeks ago, converted fourth downs on five of six scoring drives in regulation, and were six of eight overall.

Robinson had 101 yards and two TDs before the crippling mistake from the Heisman Trophy hopeful to start overtime.

Smith threw for 331 yards and two touchdowns. Myles Price caught a career-high 13 passes for 98 yards, including a 5-yarder on fourth-and-3 on the way to what the Red Raiders thought would be Wolff's winning kick in regulation.

Jones AT&T Stadium (60,975)
September 24, 2022

SCORE BY QUARTERS	1	2	3	4	OT	FINAL
Texas	10	14	7	3	0	34
Texas Tech	7	7	10	10	3	37

01:55	TTU	Thompson, S. 1 yd run (Wolff, T. kick)
4th 07:54	TTU	Cupp, B. 19 yd pass from Smith, D. (Wolff, T. kick)
00:21	TTU	Wolff, T. 45 yd field goal
0:00	UT	Auburn, B. 48 yd field goal
OT 15:00	TTU	Wolff, T. 20 yd field goal

RUSHING: Robinson, Bijan 16-103; Card, Hudson 3-24; Johnson, Roschon 9-15; Robinson, Keilan 2-9. Texas Tech-Thompson, SaRodrick 17-70; Smith, Donovan 15-42; Brooks, Tahj 12-36.

PASSING: Texas-Card, Hudson 20-30-1-277. Texas Tech-Smith, Donovan 37-55-0-331.

RECEIVING: Texas-Sanders, Ja'Tavi 5-40; Whittington, Jor 4-53; Worthy, Xavier 3-50; Johnson, Roschon 2-23; Robinson, Keilan 1-35; Milton, Tarique 1-28; Robinson, Bijan 1-22; Cain, Casey 1-14; Hall, Agiye 1-7; Helm, Gunnar 1-5. Texas Tech-Price, Myles 13-98; Cupp, Baylor 4-65; Sparkman, J.J. 4-35; Brooks, Tahj 3-21; Martinez, Nehemiah 3-14; Bradley, Jerand 2-26; Boyd, Brady 2-20; White, Xavier 2-11; Thompson, SaRodrick 2-minus 7; Cleveland, Trey 1-35; Tharp, Mason 1-13.

INTERCEPTIONS: Texas-None. Texas Tech-Pearson, Reggie 1-25.

FUMBLES: Texas-Robinson, Bijan 1-1. Texas Tech-Price, Myles 1-0; Smith, Donovan 1-0.

SACKS (UA-A): Texas Tech-Wilson, Tyree 1-0. Texas-Adimora, Chris 0-1; Davis, Ben 0-1; Collins, Alfred 1-0.


TACKLES (UA-A): Texas-Ford, Jaylan 8-4; Cook, Anthony 8-4; Thompson, Jerrin 7-3; Barron, Jahdae 6-4; Overshown, DeMar 5-2; Jamison, D'Shawn 5-1; Oghoufo, Ovie 3-3; Murphy II, Byron 4-1; Watts, Ryan 3-2; Sweat, TVondre 2-2; Tucker-Dorsey, D 1-3; Guilbeau, Jaylon 1-3; Collins, Alfred 1-2; Broughton, Verno 2-0; Crawford, Kitan 2-0; Gbenda, David 1-1; Johnson, Roschon 1-1; Coburn, Keondre 0-2; Robinson, Bijan 1-0; Johnson, Jamier 0-1; Sorrell, Barryn 0-1. Texas Tech-Merriweather, K. 7-1; Wilson, Tyree 5-1; Pearson, Reggie 4-1; Eldridge, Kosi 3-2; Taylor-Demerson, D. 4-0; Williams, Rayshad 3-1; Hutchings, Jaylon 3-1; Waters, Marquis 2-1; Dunlap, Malik 2-1; Bradford Jr., Tony 1-2; Blankenbaker, Keyon 1-0; Curley, Patrick 1-0; Rodriguez, Jacob 1-0; Owens, Tyler 1-0; Cole, Myles 0-1.

TEAM STATISTICS	UT	TTU
FIRST DOWNS	20	31
RUSHES-YARDS (NET)	30-151	44-148
PASSING YDS (NET)	277	331
Passes Att-Comp-Int	30-20-1	55-37-0
TOTAL OFFENSE PLAYS-YARDS	60-428	99-479
Fumble Returns-Yards	0-0	1-0
Punt Returns-Yards	1-7	1-20
Kickoff Returns-Yards	1-30	3-66
Interception Returns-Yards	0-0	1-25
Punts (Number-Avg)	3-43.3	2-42.5
Fumbles-Lost	1-1	2-0
Penalties-Yards	5-41	5-31
Possession Time	24:06	35:54
Third-Down Conversions	3 of 9	6 of 19
Fourth-Down Conversions	1 of 2	6 of 8
Red-Zone Scores-Chances	2-2	6-7
Sacks By: Number-Yards	2-3	1-6

SCORING SUMMARY

QTR	Time	Team	Scoring Play
1st	13:36	UT	Robinson, K. 35 yd pass from Card, H. (Auburn, B. kick)
	05:41	TTU	Smith, D. 4 yd run (Wolff, T. kick)
	01:52	UT	Auburn, B. 40 yd field goal
2nd	12:06	TTU	Brooks, T. 17 yd pass from Smith, D. (Wolff, T. kick)
	06:07	UT	Worthy, X. 39 yd pass from Card, H. (Auburn, B.)
	0:24	UT	Robinson, B. 8 yd run (Auburn, B.)
3rd	08:16	TTU	Wolff, T. 27 yd field goal
	04:27	UT	Robinson, B. 40 yd run (Auburn, B. kick)

GAME RECAPS



GAME 5

#25 KANSAS STATE 37, TEXAS TECH 28

MANHATTAN, Kan. (AP) -- Adrian Martinez rushed for 171 yards and three touchdowns and threw for another score, leading No. 25 Kansas State past Texas Tech, 37-28.

Martinez was 12-for-19 passing for 116 yards for Kansas State (4-1, 2-0 Big 12), while Deuce Vaughn had 170 rushing yards for the Wildcats, who extended their winning streak against the Red Raiders to seven games.

Donovan Smith was 34-for-48 passing for 359 yards and two TDs for Texas Tech (3-2, 1-1). Smith also rushed for a touchdown.

Tech cut the lead to 13-7 with 1:24 left in the first half. After gaining just 48 yards of total offense, the Red Raiders went 86 yards on nine plays, capped by a 6-yard touchdown pass from Smith to Nehemiah Martinez. Trey Wolff kicked a 51-yard field goal for Tech before the break, then tied the score at 20-20 with a 39-yard field goal midway through the third quarter.

K-State answered with its second two-play drive of the game. Vaughn ran 69 yards to the Tech 8-yard line on the first play after the kickoff. Following an offensive holding penalty, Martinez found Phillip Brooks with an 18-yard touchdown pass.

The lead didn't last long, as Smith hit Xavier White with a 12-yard touchdown pass to cap a seven-play, 75-yard drive. Wolff missed a 42-yard field goal, denying Tech its first lead of the game.

Martinez then scored on his second big run of the day, 69 yards untouched up the middle of the field. Tennant's 32-yard field goal gave the Wildcats a 30-20 lead with 9:07 left. A fumble on the next series gave K-State the ball at the Tech 27-yard line and the Wildcats iced the game with Martinez's third rushing touchdown.

Smith scored from 3 yards out for Tech's final touchdown with 2:23 left.

Bill Snyder Family Stadium (50,782)
October 1, 2022

SCORE BY QUARTERS	1	2	3	4	FINAL
Texas Tech	0	10	10	8	28
Kansas State	13	0	7	17	37

RUSHING: Texas Tech-Thompson, SaRodorick 6-55; Brooks, Tahj 10-39; Smith, Donovan 18-20. Kansas State-Martinez,Adrian 12-171; Vaughn,Deuce 23-170; Brooks,Phillip 1-6; TEAM 3-minus 4.

PASSING: Texas Tech-Smith, Donovan 34-48-2-359. Kansas State-Martinez,Adrian 12-19-0-116.

RECEIVING: Texas Tech-White, Xavier 9-120; Price, Myles 6-44; Brooks, Tahj 4-5; Cleveland, Trey 3-98; Founoji, Loic 3-24; Sparkman, J.J. 3-23; Brown, Jordan 2-14; Thompson, SaRodorick 2-7; Boyd, Brady 1-18; Martinez, Nehemiah 1-6. Kansas State-Brooks,Phillip 5-36; Warner,Kade 3-47; Knowles,Malik 1-13; Vaughn,Deuce 1-11; Sinnott,Ben 1-6; Wheeler,Sammy 1-3.

INTERCEPTIONS: Texas Tech-None. Kansas State-Moore,Austin 1-0; Brents,Julius 1-0.

FUMBLES: Texas Tech-Brooks, Tahj 1-1; Smith, Donovan 1-1. Kansas State-Martinez,Adrian 1-0; Vaughn,Deuce 1-1.

SACKS (UA-A): Texas Tech-Wilson, Tyree 2-0; Bradford Jr., Tony 1-0. Kansas State-Duke,Khalid 3-0; Anudike-Uzomah, 3-0.

TACKLES (UA-A): Texas Tech-Merriweather, K. 6-1; Wilson, Tyree 4-2; Pearson, Reggie 5-0; Taylor-Demerson, D. 3-1; Eldridge, Kosi 3-1; Cole, Myles 2-0; Waters, Marquis 2-0; Dunlap, Malik 2-0; Bliidi, Philip 2-0; Hutchings, Jaylon 1-0; Pierre, Jesiah 1-0; Wooten, Robert 1-0; Sparkman, J.J. 1-0; Rodriguez, Jacob 1-0; Bradford Jr., Tony 1-0; Owens, Tyler 1-0; Adedire, Joseph 1-0; Williams, Rayshad 0-1. Kansas State-Savage,Kobe 8-1; Duke,Khalid 5-3; Hayes,Josh 7-0; Moore,Austin 6-1; Anudike-Uzomah, 5-1; Green,Daniel 5-0; Cheatum,Drake 2-3; Brents,Julius 3-1; Allen,Nick 2-0; Forsha,Gavin 2-0; Mott,Brendan 2-0; Huggins,Eli 2-0; Smith,TJ 1-1; Purnell,Desmond 1-1; Pickle,Jaylen 1-0; Maschmeier,Matt 1-0; Zentner,Ty 1-0; Boye-Doe,Ekow 1-0; Parrish,Jacob 1-0.

TEAM STATISTICS	TTU	KSU
FIRST DOWNS	26	15
RUSHES-YARDS (NET)	34-114	39-343
PASSING YDS (NET)	359	116
Passes Att-Comp-Int	48-34-2	19-12-0
TOTAL OFFENSE PLAYS-YARDS	82-473	58-459
Fumble Returns-Yards	0-0	0-0
Punt Returns-Yards	0-0	1-9
Kickoff Returns-Yards	2-47	1-20
Interception Returns-Yards	0-0	2-0
Punts (Number-Avg)	3-45.3	5-36.8
Fumbles-Lost	2-2	2-1
Penalties-Yards	5-40	5-47
Possession Time	32:26	27:34
Third-Down Conversions	5 of 14	4 of 13
Fourth-Down Conversions	1 of 3	0 of 0
Red-Zone Scores-Chances	3-4	6-6
Sacks By: Number-Yards	3-23	6-29

SCORING SUMMARY

QTR	Time	Team	Scoring Play
1st	14:20	KSU	Martinez,A. 18 yd run (Tennant,C. kick)
	04:57	KSU	Tennant,C. 29 yd field goal
	00:24	KSU	Tennant,C. 26 yd field goal
2nd	01:24	TTU	Martinez, N. 6 yd pass from Smith, D. (Wolff, T. kick)
	00:00	TTU	Wolff, T. 51 yd field goal
3rd	07:14	TTU	Wolff, T. 39 yd field goal
	06:04	KSU	Brooks,P. 18 yd pass from Martinez,A. (Tennant,C. kick)
	03:08	KSU	White, X. 12 yd pass from Smith, D. (Wolff, T. kick)
4th	13:34	KSU	Martinez,A. 69 yd run (Tennant,C. kick)
	09:07	KSU	Tennant,C. 32 yd field goal
	05:54	KSU	Martinez,A. 12 yd run (Tennant,C. kick)
	02:23	TTU	Smith, D. 3 yd run (Tharp, M. pass from Smith, D.)

GAME RECAPS



PREVIEW

RED RAIDERS

STAFF

'22 REVIEW

HISTORY

RECORDS

TEXAS TECH

GAME 6

#7 OKLAHOMA STATE 41, TEXAS TECH 31

STILLWATER, Okla. (AP) — Spencer Sanders ran for two touchdowns and passed for another and No. 7 Oklahoma State beat Texas Tech, 41-31.

Sanders passed for 297 yards and ran for 56, and

Bryson Green had five catches for a career-high 115 yards for the Cowboys (5-0, 2-0 Big 12). Texas Tech redshirt freshman Behren Morton got his first career start in place of Donovan Smith. He completed 39 of 62 passes for 379 yards and two touchdowns for the Red Raiders (3-3, 1-2).

Jerand Bradley caught eight passes for 119 yards and a touchdown and Trey Cleveland caught nine passes for 110 yards for a Texas Tech team that was playing its fifth straight ranked opponent and already had claimed wins over Houston and Texas. Morton completed 24 of 39 passes for 220 yards and both scores in the first half to help the Red Raiders take a 24-20 lead at the break. Tech gained 347 yards on 57 plays in the first two quarters.

Sanders rolled out and scored on a 2-yard touchdown run to trim Texas Tech's lead to 31-29 in the third. Sanders' shovel pass to Jaden Bray tied the score with 3:18 left in the third quarter. On Texas Tech's next possession, Morton made one of his few mistakes. Oklahoma State linebacker Mason Cobb intercepted him and returned the ball 13 yards to the Tech 19. Tanner Brown's fourth field goal of the game gave the Cowboys a 34-31 lead with 3 seconds left in the third quarter.

The Red Raiders were again competitive against a top-flight opponent. It was just a matter of a few plays here and there. Tech's other losses were 27-14 at North Carolina State and 37-28 at Kansas State. Four of Tech's final six games are at home.

Boone Pickens Stadium (55,509)
October 8, 2022

SCORE BY QUARTERS	1	2	3	4	FINAL
Texas Tech	14	10	7	0	31
Oklahoma State	17	3	14	7	41

RUSHING: Texas Tech-Morton, Behren 16-55; Thompson, SaRodrick 20-47; Brooks, Tahj 4-8; Minor, Kobee 2-minus 11. Oklahoma St.-Richardson, Domi 19-67; Sanders, Spencer 15-45; Nixon, Jaden 2-9; Johnson Jr., Ste 1-5; Gordon, Ollie 1-2; 20 1-2; Bray, Jaden 1-minus 2.

PASSING: Texas Tech-Morton, Behren 36-59-1-337; Minor, Kobee 1-2-0-minus 5; Smith, Donovan 0-1-0-0. Oklahoma St.-Sanders, Spencer 21-43-0-292; 20 3-3-0-minus 42.

RECEIVING: Texas Tech-Bradley, Jerand 8-119; Cleveland, Trey 8-64; White, Xavier 7-58; Boyd, Brady 3-34; Thompson, SaRodrick 3-12; Martinez, Nehemiah 2-26; Founjii, Loic 2-14; Teeter, Henry 1-6; Brown, Jordan 1-4; Cupp, Baylor 1-0; Tharp, Mason 1-minus 5. Oklahoma St.-Presley, Brennan 6-55; Green, Bryson 5-115; Richardson, John 4-50; Richardson, Domi 2-24; Bray, Jaden 2-24; Johnson Jr., Ste 1-18; Schultz, Jake 1-3; Gordon, Ollie 1-1; 14 1-minus 4; 1C 1-minus 36.

INTERCEPTIONS: Texas Tech-None. Oklahoma St.-Cobb, Mason 1-13.

FUMBLES: Texas Tech-Morton, Behren 1-0. Oklahoma St.-None.

SACKS (UA-A): Texas Tech-Merriweather, K. 1-0; Wilson, Tyree 1-0; Pierre, Jesiah 1-0; Curley, Patrick 1-0. Oklahoma St.-Martin, Brock 1-0; Asi, Sione 1-0; Kopenski, Ben 1-0.

TACKLES (UA-A): Texas Tech-Merriweather, K. 7-8; Taylor-Demerson, D. 6-1; Pierre, Jesiah 3-2; Waters, Marquis 3-2; Eldridge, Kosi 2-2; Hutchings, Jaylon 1-3; Pearson, Reggie 3-0; Williams, Rayshad 3-0; Rodriguez, Jacob 2-1; Blidi, Philip 2-1; Wilson, Tyree 1-2; Aedire, Joseph 2-0; Matthews, Tyrique 2-0; Owens, Tyler 1-1; Wolff, Trey 1-0; 8X 1-0; Tharp, Mason 1-0; Curley, Patrick 1-0; Bradford Jr., Tony 0-1. Oklahoma St.-Taylor II, Jason 8-2; Benson, Xavier 5-5; Cobb, Mason 4-4; Harper, Thomas 4-3; Flanagan, Sean M 4-2; Muhammad, Jabbar 3-3; Daniels, Kendall 4-1; Smith, Cam 3-1; Oliver, Collin 2-2; Lacy, Tyler 1-3; Martin, Brock 3-0; Kopenski, Ben 2-1; Clay, Collin 1-2; Martin, Nicholas 1-2; Johnson Jr., Ste 0-2; Asi, Sione 1-0; 19 1-0; Bishop, Lamont 1-0; Ford, Trace 1-0; Williams, Kanion 1-0; Black, Korie 1-0; Nixon, Jaden 1-0; Tuihalamaka, Sam 0-1; Latu, Nathan 0-1; Jones, Demarco 0-1.

SCORING SUMMARY

QTR	Time	Team	Scoring Play
1st	12:17	TTU	Bradley, J. 27 yd pass from Morton, B. (Wolff, T. kick)
	11:48	OSU	Green, B. 32 yd pass from Sanders, S. (Brown, T. kick)
	05:03	OSU	Sanders, S. 14 yd run (Brown, T. kick)
	02:31	OSU	Brown, T. 42 yd field goal
	00:20	TTU	Morton, B. 9 yd run (Wolff, T. kick)
2nd	07:18	OSU	Brown, T. 22 yd field goal
	00:35	TCU	Wolff, T. 23 yd field goal
3rd	11:25	OSU	Brown, T. 34 yd field goal
	08:42	TTU	Thompson, S. 2 yd run (Wolff, T. kick)
	03:18	OSU	Sanders, S. 2 yd run (Bray, J. pass from Sanders, S.)
	00:03	OSU	Brown, T. 24 yd field goal
4th	02:27	OSU	Richardson, D. 7 yd run (Brown, T. kick)

TEAM STATISTICS

	TTU	OSU
FIRST DOWNS	27	24
RUSHES-YARDS (NET)	42-99	40-128
PASSING YDS (NET)	332	250
Passes Att-Comp-Int	62-37-1	46-24-0
TOTAL OFFENSE PLAYS-YARDS	104-431	86-378
Fumble Returns-Yards	0-0	0-0
Punt Returns-Yards	0-0	1-7
Kickoff Returns-Yards	3-8	2-46
Interception Returns-Yards	0-0	1-13
Punts (Number-Avg)	4-41.5	5-33.2
Fumbles-Lost	1-0	0-0
Penalties-Yards	6-50	4-38
Possession Time	37:17	22:43
Third-Down Conversions	7 of 23	8 of 18
Fourth-Down Conversions	4 of 9	0 of 0
Red-Zone Scores-Chances	3-3	5-5
Sacks By: Number-Yards	4-7	3-19

GAME RECAPS



GAME 7
TEXAS TECH 48, WEST VIRGINIA 10

LUBBOCK, Texas (AP) – Behren Morton threw two touchdown passes, Tahj Brooks ran for two scores and Texas Tech used a fast start to beat West Virginia, 48-10.

Coming off a bye week and playing in Lubbock for the first time in nearly a month, the Red Raiders (4-3, 2-2 Big 12) scored 17 points off of turnovers, broke a two-game losing streak and improved to 3-0 at home. Texas Tech seized control with touchdowns on its first two drives and the Red Raiders' high-tempo offense kept West Virginia off balance. Texas Tech surpassed 100 offensive plays, including 55 in the first half when it converted six of seven times on fourth down.

Brooks had 17 carries for a season-high 107 yards, including first-quarter TD runs of 1 and 19 yards. Morton, a redshirt freshman, was solid again in his second straight start. He completed 28 of 45 passes for 325 yards after throwing for 379 two weeks ago in a loss at No. 11 Oklahoma State.

McGuire said Morton, who had been nursing a sore ankle, woke up sick on Saturday. McGuire said Morton's performance was a testament to the team's medical staff to get him ready to play. Upon learning that Morton was throwing up, McGuire recalled that head athletic trainer Andrew Krueger told him, "Well, he probably won't worry about his ankle today, so that's probably a good thing."

After Texas Tech's Malik Dunlap intercepted an underthrown ball on West Virginia's first drive of the third quarter, the Red Raiders' Xavier White caught a pass from Morton and weaved 37 yards through traffic for a 55-yard touchdown. White later had a 27-yard catch along the sideline to set up Morton's 12-yard scoring toss to Loic Fouonji for a 31-3 lead. White had eight catches for a career-high 139 yards.

Texas Tech entered the game with one of the worst turnover margins in the Bowl Subdivision. The Red Raiders intercepted three passes and recovered a CJ Donaldson fumble near midfield. After the fumble recovery, SaRodoric Thompson scored on a 13-yard run for a 38-10 lead to start the fourth.

Texas Tech kicked a short field goal after JT Daniels' career-high third interception. It marked the fifth road loss of at least 25 points for West Virginia under fourth-year coach Neal Brown.

SCORING SUMMARY

QTR	Time	Team	Scoring Play
1st	13:23	TTU	Brooks, T. 19 yd run (Wolff, T. kick)
	08:35	TTU	Brooks, T. 1 yd run (Wolff, T. kick)
	00:45	WVU	Legg, C. 38 yd field goal
2nd	12:25	TTU	Wolff, T. 46 yd field goal
	13:14	TTU	White, X. 55 yd pass from Morton, B. (Wolff, T. kick)
3rd	06:56	TTU	Fouonji, L. 12 yd pass from Morton, B. (Wolff, T. kick)
	05:05	WVU	Ford-Wheaton, B. 28 yd pass from Daniels, J. T. (Legg, C. kick)
	11:58	TTU	Wolff, T. 26 yd field goal
4th	02:33	TTU	Boyd, B. 2 yd pass from Smith, D. (Garcia, G. kick)

Jones AT&T Stadium (56,350) October 22, 2022					
SCORE BY QUARTERS	1	2	3	4	FINAL
West Virginia	3	0	7	0	10
Texas Tech	14	3	14	17	48

RUSHING: West Virginia-Donaldson, C.J. 12-33; Mathis, Tony 7-33; Johnson Jr., Jus 3-14; Greene, Garrett 2-minus 1; Daniels, J.T. 2-minus 6. Texas Tech-Brooks, Tahj 17-107; Thompson, SaRodoric 15-59; Donnell, Bryson 8-49; Morton, Behren 8-17; Martinez, Nehemiah 1-6; Smith, Donovan 1-3; Bedwell, Blake 1-2; TEAM 3-minus 4.

PASSING: West Virginia-Daniels, J.T. 23-36-3-194; Greene, Garrett 1-4-0-15. Texas Tech-Morton, Behren 28-45-0-325; Smith, Donovan 4-4-0-30.

RECEIVING: West Virginia-James, Sam 6-44; Ford-Wheaton, Br 5-53; Prather, Kaden 4-30; Aaron, Jeremiah 3-45; Donaldson, C.J. 2-7; Davis, Treylan 1-17; Smith, Reese 1-11; Poleney, Brian 1-4; Braham, Cortez 1-minus 2. Texas Tech-White, Xavier 8-139; Martinez, Nehemiah 6-52; Bradley, Jerand 3-42; Tharp, Mason 3-35; Fouonji, Loic 3-25; Cleveland, Trey 2-18; Boyd, Brady 2-9; Thompson, SaRodoric 2-3; Teeter, Henry 1-23; Brooks, Tahj 1-6; Cupp, Baylor 1-3.

INTERCEPTIONS: West Virginia-None. Texas Tech-Dunlap, Malik 1-0; Williams, Rayshad 1-0; Taylor-Demerson, D. 1-0.


FUMBLES: West Virginia-Donaldson, C.J. 1-1. Texas Tech-Thompson, SaRodoric 1-0.

SACKS (UA-A): West Virginia-Burks, Aubrey 1-0. Texas Tech-Wilson, Tyree 0-1; Eldridge, Kosi 0-1.

TACKLES (UA-A): West Virginia-Mallinger, Davis 9-2; Burks, Aubrey 8-2; McLaurin, Hersh 7-2; Kpogba, Lee 5-4; Loe, Exree 6-2; Spells, Jacoby 4-0; Cox, Jasir 3-1; Lathan, Trey 0-4; Bartlett, Jared 3-0; Carr, Lanell 2-1; Lockhart, Mike 2-0; Thornton, Jalen 2-0; Ruffin, Malachi 2-0; Collins III, Ral 1-1; Simmons, Taurus 0-2; Redwood, Asani 0-2; Ajayi, Rashad 1-0; Wilson-Lamp, And 1-0; Floyd, Marcis 1-0; Vesterinen, Edwa 0-1. Texas Tech-Waters, Marquis 7-0; Taylor-Demerson, D. 5-2; Eldridge, Kosi 4-3; Merriweather, K. 2-3; Rodriguez, Jacob 4-0; Pearson, Reggie 3-1; Wilson, Tyree 2-2; Moore, Dimitri 2-1; Bradford Jr., Tony 1-2; Hutchings, Jaylon 1-2; Frye, Adrian 2-0; Pierre, Jesiah 1-1; Williams, Rayshad 1-1; Dunlap, Malik 1-0; Minor, Kobe 1-0; Knotts, Jackson 1-0; Matthews, Tyrique 1-0; Cole, Myles 0-1; Adedire, Joseph 0-1.

TEAM STATISTICS	WVU	TTU
FIRST DOWNS	19	34
RUSHES-YARDS (NET)	26-73	54-239
PASSING YDS (NET)	209	355
Passes Att-Comp-Int	40-24-3	49-32-0
TOTAL OFFENSE PLAYS-YARDS	66-282	103-594
Fumble Returns-Yards	0-0	0-0
Punt Returns-Yards	1-10	1-2
Kickoff Returns-Yards	1-16	1-13
Interception Returns-Yards	0-0	3-0
Punts (Number-Avg)	5-46.6	2-54.0
Fumbles-Lost	1-1	1-0
Penalties-Yards	4-31	7-70
Possession Time	26:09	33:51
Third-Down Conversions	4 of 14	9 of 20
Fourth-Down Conversions	1 of 2	6 of 7
Red-Zone Scores-Chances	1-1	6-6
Sacks By: Number-Yards	1-9	1-8

GAME RECAPS



PREVIEW

RED RAIDERS

STAFF

'22 REVIEW

HISTORY

RECORDS

TEXAS TECH

GAME 8
BAYLOR 45, TEXAS TECH 17

LUBBOCK, Texas (AP) - Freshman Richard Reese ran for 148 yards and three touchdowns, AJ McCarty returned an interception for a score and Baylor beat Texas Tech, 45-17.

Second among NCAA

freshmen in yards rushing coming in, Reese had 53 of the 75 yards on a drive to his tiebreaking 1-yard TD in the second quarter as Baylor (5-3, 3-2 Big 12) dominated time of possession. Baylor ended a 10-game losing streak in Lubbock while handing Texas Tech (4-4, 2-3) its first home loss under coach Joey McGuire, the lifelong Texan who was a Baylor assistant the past five seasons.

On a night Texas Tech celebrated star Kansas City quarterback Patrick Mahomes as its eighth ring of honor member, the Red Raiders ended up throwing five interceptions while trying all of their top three QBs. Tyler Shough entered trailing 31-17 in the fourth quarter for the first time since injuring his shoulder as the opening day starter, and McCarty stepped in front of his first pass and ran untouched 18 yards down the sideline. Freshman Behren Morton was 4 of 17 with two interceptions and three sacks after a pick in the first minute of the second half set up Blake Shapen's 9-yard TD pass to Hal Presley for a 24-3 Baylor lead.

Morton responded with two touchdowns, including his 8-yard run on fourth-and-7 to get Texas Tech within 24-17 after a fumble by Reese. The Red Raiders were up to four interceptions – three from Morton and another from Donovan Smith on one of his two passes when McGuire turned to Shough, who the coach said would be available next week.

Reese's third TD was a 1-yard plunge to cap an 11-play, 75-yard drive after the Red Raiders had pulled within seven.

Morton finished 11 of 33 for 152 yards and three interceptions. Shapen was much more efficient, going 19 of 30 for 211 yards with a TD and no interceptions.

SCORING SUMMARY

QTR	Time	Team	Scoring Play
1st	04:39	BU	Mayers,J. 48 yd field goal
2nd	08:09	TTU	Wolff, T. 33 yd field goal
	03:39	BU	Reese,R. 1 yd run (Mayers,J. kick)
	00:13	BU	Reese,R. 2 yd run (Mayers,J. kick)
3rd	11:09	BU	Presley,H. 9 yd pass from Shapen,B. (Mayers,J. kick)
	07:34	TTU	Teeter, H. 1 yd pass from Morton,B. (Wolff, T. kick)
	02:46	TTU	Morton,B. 8 yd run (Wolff, T. kick)
4th	12:46	BU	Reese,R. 1 yd run (Mayers,J. kick)
	04:04	BU	McCarty,AJ 18 yd interception return (Mayers,J. kick)
	00:45	BU	Jones,Q. 17 yd run (Mayers,J. kick)

Jones AT&T Stadium (60,705)
October 29, 2022

SCORE BY QUARTERS	1	2	3	4	FINAL
Baylor	3	14	7	21	45
Texas Tech	0	3	14	0	17

RUSHING: Baylor-Reese,Richard 36-148; Jones,Qualan 8-38; Shapen,Blake 10-30; Nabors,Jordan 3-11; Doyle,Dillon 1-2; Drones,Kyron 1-2. Texas Tech-Brooks, Tahj 16-98; Thompson, SaRodrick 10-66; Morton,Behren 6-6; Shough, Tyler 4-minus 21.

PASSING: Baylor-Shapen,Blake 19-30-0-211. Texas Tech-Morton,Behren 11-34-3 152; Smith, Donovan 0-2-1-0; Shough, Tyler 1-2-1-7

RECEIVING: Baylor-Holmes,Gavin 5-77; Presley,Hal 4-58; Reese,Richard 3-12; Jones,Qualan 2-18; Dabney,Drake 2-12; Sims,Ben 1-25; Cameron,Josh 1-5; Nabors,Jordan 1-4. Texas Tech-White, Xavier 2-45; Bradley, Jerand 2-44; Cupp, Baylor 2-24; Brooks, Tahj 2-17; Price, Myles 1-16; Boyd, Brady 1-12; Teeter, Henry 1-1; Tharp, Mason 1-0.

INTERCEPTIONS: Baylor-Lemear,Devin 1-21; McCarty,AJ 1-18; Walcott,Al 1-4; Milton,Mark 1-2; Williams III,Te 1-0. Texas Tech-None.

FUMBLES: Baylor-Shapen,Blake 1-1. Texas Tech-None.

SACKS (UA-A): Baylor-Hall,Gabe 3-0; Randolph,Garmon 2-0; Jones,Matt 0-1; Utley,Brayden 0-1. Texas Tech-Bradford Jr., Tony 1-0.

TACKLES (UA-A): Baylor-Walcott,Al 5-3; Lemear,Devin 4-1; McCarty,AJ 4-0; Morgan,Christia 3-1; Randolph,Garmon 2-2; Doyle,Dillon 2-2; Jones,Matt 0-4; Hall,Gabe 3-0; Utley,Brayden 1-2; Bobby,Devyn 2-0; Franklin,TJ 2-0; Marshall,Jackie 2-0; Miller,Brooks 1-1; TEAM 1-0; Reed,Chateau 1-0; Neal,Devin 0-1; Brown,Tyrone 0-1. Texas Tech-Eldridge, Kosi 12-0; Merriweather, K. 8-4; Wilson, Tyree 6-4; Taylor-Demerson, D. 4-3; Dunlap, Malik 6-0; Bradford Jr., Tony 5-0; Pearson, Reggie 4-1; Pierre, Jesiah 3-2; Rodriguez, Jacob 3-2; Hutchings, Jaylon 3-1; Bliidi, Philip 2-0; Williams, Rayshad 1-1; Waters, Marquis 1-1; Brooks, Tahj 1-0; Cupp, Baylor 1-0; Founjon, Loic 1-0; Scott Jr., Vidal 1-0; Adedire, Joseph 1-0; Wooten, Robert 0-1.

TEAM STATISTICS

	BU	TTU
FIRST DOWNS	26	22
RUSHES-YARDS (NET)	59-231	36-149
PASSING YDS (NET)	211	159
Passes Att-Comp-Int	30-19-0	38-12-5
TOTAL OFFENSE PLAYS-YARDS	89-442	74-308
Fumble Returns-Yards	0-0	0-0
Punt Returns-Yards	1--4	0-0
Kickoff Returns-Yards	0-0	0-0
Interception Returns-Yards	5-45	0-0
Punts (Number-Avg)	3-31.0	2-48.0
Fumbles-Lost	1-1	0-0
Penalties-Yards	4-47	4-32
Possession Time	40:17	19:43
Third-Down Conversions	12 of 20	8 of 15
Fourth-Down Conversions	2 of 4	2 of 4
Red-Zone Scores-Chances	5-5	3-3
Sacks By: Number-Yards	6-51	1-6

GAME RECAPS



GAME 9
#7 TCU 34, TEXAS TECH 24

FORT WORTH, Texas (AP) — Darius Davis returned the first punt 82 yards for a touchdown, Kendre Miller ran for the go-ahead score early in the fourth quarter and No. 7 TCU pulled away in a 34-24 victory over Texas Tech.

Davis caught one of Max Duggan's two fourth-quarter TD passes as the Horned Frogs reached 9-0 for the first time since 2010, a 13-0 season that ended with a Rose Bowl victory and No. 2 national ranking.

The Red Raiders (4-5, 2-4) went ahead 17-13 in the third quarter on Tyler Shough's 33-yard touchdown pass to J.J. Sparkman, but ended up falling to 2-4 against ranked teams in coach Joey McGuire's first season. Defensive standout Tyree Wilson made the first big play for Texas Tech with a fourth-down tackle for loss when TCU was driving up 7-0 after Darius' return up the right sideline and back toward the middle.

Wilson, though, sparked the Horned Frogs' go-ahead drive with a facemask penalty when his sack of Duggan would have put TCU in third and long. A pass interference penalty in the end zone put the ball at the 2-yard line, and Miller extended his rushing TD streak to 10 games on the next play for a 20-17 lead.

Miller surpassed 100 yards rushing for the sixth time in seven games, finishing with a season-high 158 yards on 21 carries. Duggan was 12 of 23 for 195 yards without an interception, giving him 24 TDs and two picks. The Red Raiders started 3 of 3 on fourth down, but failed on consecutive possessions in their territory after Miller's TD, setting up Duggan's 23-yard scoring pass to Davis and a 16-yarder to Emari Demercado.

Freshman Behren Morton started strong for Texas Tech, going 7 of 10 with a 47-yard touchdown to Jerand Bradley. But he left with an lower left leg injury in the first half. Shough, the opening day starter who has missed most of the season with a shoulder injury, went 9 of 22 for 84 yards and had a short touchdown run late.

Amon G. Carter Stadium (44,760)
November 5, 2022

SCORE BY QUARTERS	1	2	3	4	FINAL
Texas Tech	10	0	7	7	24
TCU	7	6	0	21	34

RUSHING: Texas Tech-Valdez, Cam/Ron 3-71; Brooks, Tahj 10-59; Thompson, SaRodoric 8-46; Shough, Tyler 7-9; Smith, Donovan 4-6; Morton,Behren 6-minus 2; Martinez, Nehemiah 1-minus 3. TCU-Miller,Kendre 21-158; Demercado,Emari 11-43; Bailey,Emani 4-31; Duggan,Max 12-6; TEAM 3-minus 4.

PASSING: Texas Tech-Shough, Tyler 9-22-1-87; Morton,Behren 7-10-0-79. TCU-Duggan,Max 12-23-0-195.

RECEIVING: Texas Tech-Sparkman, J.J. 3-46; Thompson, SaRodoric 3-19; Bradley, Jerand 2-54; Price, Myles 2-14; Boyd, Brady 2-12; White, Xavier 2-7; Brooks, Tahj 1-7; Founjon, Loic 1-7. TCU-Barber,Taye 3-62; Davis,Darius 3-36; Williams,Savion 1-38; Henderson,Gunna 1-20; Demercado,Emari 1-16; Conwright,Blair 1-13; Miller,Kendre 1-5; Hudson,Jordan 1-5.

INTERCEPTIONS: Texas Tech-None. TCU-Hodges-Tomlinso 1-0.

FUMBLES: Texas Tech-Martinez, Nehemiah 1-0. TCU-None.

SACKS (UA-A):Texas Tech-Pierre, Jesiah 1-1; Taylor-Demerson, D. 1-0; Wilson, Tyree 0-1; Hutchings, Jaylon 1-0. TCU-Winters,Dee 2-0; Cooper,Terrell 0-1; Banks,Shadrach 1-0; Horton,Dylan 0-1.

TACKLES (UA-A): Texas Tech-Merriweather, K. 7-4; Taylor-Demerson, D. 8-1; Eldridge, Kosi 4-5; Waters, Marquis 4-4; Wilson, Tyree 4-4; Pierre, Jesiah 1-4; Pearson, Reggie 2-2; Hutchings, Jaylon 3-0; Adedire, Joseph 1-2; Dunlap, Malik 1-2; Williams, Rayshad 1-1; Matthews, Tyrique 1-1; Owens, Tyler 1-1; Rodriguez, Jacob 0-2; Low,Trent 1-0; Curley, Patrick 1-0; Bradford Jr., Tony 1-0; Minor, Kobe 0-1; Smith, Isaac 0-1; Scott Jr., Vidal 0-1. TCU-Hodges,Johnny 2-6; Obiazor,Namdi 5-2; Hodge,Jamoi 3-3; Banks,Shadrach 3-2; Bradford,Millar 2-3; Perry,Mark 2-3; Winters,Dee 3-1; Clark,Bud 3-1; Newton,Josh 3-1; Cooper,Terrell 1-3; Camara,Abe 2-1; Horton,Dylan 0-3; Battle,Trent 2-0; Foster,Josh 1-1; McMillan,Jaiont 1-1; Mitchell,Tymon 1-1; Fox,Caleb 1-1; Marcheselli,Zac 1-0; Curtis,Chase 1-0; Ellis,George 1-0; Hodges-Tomlinso 1-0; Uguak,Lwal 0-1.

SCORING SUMMARY

QTR	Time	Team	Scoring Play
1st	13:20	TCU	Davis,D. 82 yd punt return (Kell,G. kick)
	05:13	TTU	Bradley, J. 47 yd pass from Morton.B. (Wolff, T. kick)
	00:00	TTU	Wolff, T. 29 yd field goal
2nd	11:58	TCU	Kell,G. 40 yd field goal
	00:09	TCU	Kell,G. 30 yd field goal
3rd	08:38	TTU	Sparkman, J.J. 33 yd pass from Shough, T. (Wolff, T. kick)
4th	13:25	TCU	Miller,K. 2 yd run (Kell,G. kick)
	10:53	TCU	Davis,D. 23 yd pass from Duggan,M. (Kell,G. kick)
	05:46	TCU	Demercado,E. 16 yd pass from Duggan,M. (Kell,G. kick)
	01:46	TTU	Shough, T. 3 yd run (Wolff, T. kick)

TEAM STATISTICS

	TTU	TCU
FIRST DOWNS	20	23
RUSHES-YARDS (NET)	39-186	51-234
PASSING YDS (NET)	166	195
Passes Att-Comp-Int	32-16-1	23-12-0
TOTAL OFFENSE PLAYS-YARDS	71-352	74-429
Fumble Returns-Yards	0-0	0-0
Punt Returns-Yards	2-17	3-93
Kickoff Returns-Yards	4-82	4-55
Interception Returns-Yards	0-0	1-0
Punts (Number-Avg)	6-47.0	4-43.5
Fumbles-Lost	1-0	0-0
Penalties-Yards	6-42	4-52
Possession Time	25:21	34:31
Third-Down Conversions	3 of 16	5 of 15
Fourth-Down Conversions	3 of 6	0 of 3
Red-Zone Scores-Chances	2-2	3-6
Sacks By: Number-Yards	4-23	4-18

GAME RECAPS



**GAME 10
TEXAS TECH 43, KANSAS 28**

LUBBOCK, Texas (AP) – Tyler Shough threw a touchdown pass and ran for a score and Texas Tech outlasted Kansas, 43-28.

Shough rushed for a 9-yard touchdown on the first play of

the fourth quarter to give Texas Tech (5-5, 3-4 Big 12 Conference) a 33-21 lead. It was the first score by either team in the second half. Tahj Brooks sealed the victory with a 5-yard touchdown run with 3:33 remaining in the game. Four different Red Raiders scored four rushing touchdowns in the win.

Shough was 16-for-25 passing for 246 yards and a touchdown in his first start since the opening week of the season. Texas Tech totaled 506 yards of offense with 260 of them on the ground. The Red Raiders used a brief two-quarterback system with Shough and Donovan Smith. Smith rushed for a 6-yard touchdown on the opening drive where Shough was responsible for 57 of the 75 yards on the drive. SaRodrick Thompson Jr. rushed for 68 yards with a 36-yard touchdown for the Red Raiders. Mason Tharp caught a 1-yard touchdown pass from Shough to give the Red Raiders a 24-7 lead midway through the first half.

The Jayhawks managed to claw back to trail 27-21 at halftime on Jason Bean's 16-yard touchdown run and his 3-yard scoring toss to Devin Neel. Quentin Skinner and Bean connected for a 20-yard touchdown to pull the Jayhawks within 33-28 with eight minutes remaining, but the Red Raiders used a Trey Wolff field goal from and a strip sack that led to the final touchdown to hold on for the win.

Bean was 17-for-28 passing for 270 yards. He threw three touchdown passes and ran for a score in his fourth start of the season after taking over for the injured Jalon Daniels. Jared Casey and Luke Grimm were the benefactors of two Bean passing scores in the first half. Kansas accumulated 525 yards and 293 came through the passing game.

The Red Raiders entered the game eighth in the conference in rushing offense averaging 143.5 yards per game. Shough led the way as the Red Raiders accumulated 260 rushing yards. The secondary couldn't slow the Jayhawks giving up 15.4 yards per completion.

Texas Tech won its fifth home game of the season. It was the first time since 2009 the Red Raiders recorded five or more wins at home in a season.

Jones AT&T Stadium (55,613)
November 12, 2022

SCORE BY QUARTERS	1	2	3	4	FINAL
Kansas	7	14	0	7	28
Texas Tech	17	10	0	16	43

RUSHING: Kansas-Neal, Devin 24-190; Thomas, Ky 1-40; Bean, Jason 4-10; Vasko, Ethan 2-6; Terry, Kevin 1-minus 4. Texas Tech-Shough, Tyler 12-76; Thompson, SaRodrick 7-69; Valdez, Cam/Ron 11-66; Brooks, Tahj 16-51; Smith, Donovan 1-6; TEAM 1-minus 3.

PASSING: Kansas-Bean, Jason 17-28-1-270; Vasko, Ethan 3-5-0-13. Texas Tech Shough, Tyler 20-33-0-246; Smith, Donovan 0-1-0-0.

RECEIVING: Kansas-Fairchild, Mason 5-49; Arnold, Lawrence 4-110; Neal, Devin 4-8; Skinner, Quentin 3-29; Grimm, Luke 3-21; Casey, Jared 1-66. Texas Tech-Founjji, Loic 5-52; Price, Myles 5-43; White, Xavier 4-70; Martinez, Nehemiah 2-36; Tharp, Mason 2-3; Cleveland, Trey 1-35; Thompson, SaRodrick 1-7.

INTERCEPTIONS: Kansas-None. Texas Tech-Eldridge, Kosi 1-0.

FUMBLES: Kansas-Bean, Jason 1-1. Texas Tech-Founjji, Loic 1-0.

SACKS (UA-A): Kansas-Lee, Malcolm 1-0. Texas Tech-Pierre, Jesiah 2-0; Waters, Marquis 1-0.

TACKLES (UA-A): Kansas-Logan Jr., Kenny 8-3; Berryhill, Taiwa 7-1; Miller, Rich 4-2; Phelps, Lonnie 4-1; Dotson, Ra'Mello 3-2; Bryant, Cobee 4-0; Young, Craig 3-1; Burroughs, D.J. 3-0; Sampson, Caleb 2-1; Lee, Malcolm 2-1; Burt, Sam 2-1; McCaskill, Loren 1-2; Gilyard, Eriq 1-0; Downing, Dylan 1-0; DeBose, Zion 1-0; Hatcher, Hayden 1-0; Fletcher, Tristi 1-0; Dunn Jr., Tommy 1-0; Grant, Marvin 1-0; Bostick, Jr., Ea 1-0; Taylor, Caleb 0-1; Robinson, Jereme 0-1; Withers, DJ 0-1. Texas Tech-Merriweather, K. 8-1; Pierre, Jesiah 6-1; Taylor-Demerson, D. 6-0; Eldridge, Kosi 4-1; Duntlap, Malik 3-2; Pearson, Reggie 4-0; Williams, Rayshad 4-0; Adedire, Joseph 2-1; Rodriguez, Jacob 2-0; Hutchings, Jaylon 2-0; Wilson, Tyree 1-1; Bradford Jr., Tony 1-0; Waters, Marquis 1-0; Matthews, Tyrique 0-1

TEAM STATISTICS	KU	TTU
FIRST DOWNS	19	26
RUSHES-YARDS (NET)	32-242	48-265
PASSING YDS (NET)	283	246
Passes Att-Comp-Int	33-20-1	34-20-0
TOTAL OFFENSE PLAYS-YARDS	65-525	82-511
Fumble Returns-Yards	0-0	1-8
Punt Returns-Yards	0-0	0-0
Kickoff Returns-Yards	3-36	1-15
Interception Returns-Yards	0-0	1-0
Punts (Number-Avg)	2-48.0	3-46.7
Fumbles-Lost	1-1	1-0
Penalties-Yards	10-75	6-47
Possession Time	28:33	31:27
Third-Down Conversions	6 of 13	7 of 15
Fourth-Down Conversions	1 of 3	1 of 2
Red-Zone Scores-Chances	3-6	6-6
Sacks By: Number-Yards	1-5	3-23

SCORING SUMMARY

QTR	Time	Team	Scoring Play
1st	11:51	TTU	Smith, D. 6 yd run (Wolff, T. kick)
	09:40	KU	Casey, J. 66 yd pass from Bean, J. (Borcila, J. kick)
	05:53	TTU	Wolff, T. 33 yd field goal
	00:48	TTU	Thompson, S. 36 yd run (Wolff, T. kick)
2nd	09:36	TTU	Tharp, M. 1 yd pass from Shough, T. (Wolff, T. kick)
	05:44	KU	Bean, J. 16 yd run (Borcila, J. kick)
	02:31	KU	Grimm, L. 3 yd pass from Bean, J. (Borcila, J. kick)
	00:00	TTU	Wolff, T. 51 yd field goal
4th	14:52	TTU	Shough, T. 9 yd run (Shough, T. rush failed)
	08:06	KU	Skinner, Q. 20 yd pass from Bean, J. (Borcila, J. kick)
	04:19	TTU	Wolff, T. 30 yd field goal
	03:33	TTU	Brooks, T. 5 yd run (Wolff, T. kick)

PREVIEW

RED RAIDERS

STAFF

'22 REVIEW

HISTORY

RECORDS

TEXAS TECH

GAME RECAPS



GAME 11
TEXAS TECH 14, IOWA STATE 10

AMES, IOWA (AP) - Tyler Shough put together two long scoring drives and Texas Tech defeated Iowa State, 14-10.

Shough gave the Red Raiders (6-5, 4-4 Big 12 Conference) the lead on a

4-yard touchdown pass to Baylor Cupp with 6:10 remaining in the game, capping a 13-play, 77-yard drive. Shough finished 15-of-21 passing for 141 yards.

At one point, Iowa State (4-7, 1-7) had gained more than twice as many yards as Tech (338 to 151), but the Cyclones failed to reach the end zone, thanks to a pair of third-quarter goal-line stands by the Red Raiders defense.

The Cyclones ran five plays from the 2-yard line or closer without scoring a touchdown. They finally broke through when Hunter Dekkers found Easton Dean open down the sideline for a 24-yard touchdown. Dean leaped over a defender on his way to giving Iowa State a 10-7 lead with 11:18 left to play.

Dekkers finished with 294 yards on 23-of-35 passing for the Cyclones. Xavier Hutchinson caught eight passes for 101 yards.

Texas Tech drove 96 yards in 14 plays for the lone touchdown of the first half. Donovan Smith capped it with a 1-yard run, giving the Red Raiders a 7-0 lead.

Drake Nettles kicked a 36-yard field goal to get Iowa State within 7-3 at halftime. Nettles missed an earlier attempt and had another blocked as time expired in the second quarter.

Texas Tech has bounced back after losing four of five games and earned a bowl bid. It's been a season of growing pains for Iowa State, which has younger players at key positions, including sophomore quarterback Dekkers.

Jack Trice Stadium (52,676)
November 19, 2022

SCORE BY QUARTERS	1	2	3	4	FINAL
Texas Tech	0	7	0	7	14
Iowa State	0	3	0	7	10

RUSHING: Texas Tech-Brooks, Tahj 9-45; Thompson, SaRodoric 7-35; Shough, Tyler 14-33; White, Xavier 1-5; Valdez, Cam/Ron 3-3; Smith, Donovan 2-2; TEAM 2-minus 18. Iowa State-Norton,Carteiro 19-59; Dekkers,Hunter 10-29; Sanders,Eli 12-24; Noel,Jaylin 1-15; Silas,Deon 1-1.

PASSING: Texas Tech-Shough, Tyler 15-21-0-141. Iowa State-Dekkers,Hunter 23-35-0-294; Hutchinson,Xavi 0-1-0-0.

RECEIVING: Texas Tech-Bradley, Jerand 4-26; Price, Myles 3-42; Martinez, Nehemiah 3-33; White, Xavier 2-26; Brooks, Tahj 1-7; Cupp, Baylor 1-4; Teeter, Henry 1-3. Iowa State-Hutchinson,Xavi 8-101; Noel,Jaylin 4-46; Hanika,DeShawn 3-42; Sanders,Eli 2-25; Norton,Carteiro 2-11; Stanley,Dimitri 1-37; Dean,Easton 1-24; Silas,Deon 1-6; Rus,Jared 1-2

INTERCEPTIONS: Texas Tech-None. Iowa State-None.

FUMBLES: Texas Tech-TEAM 1-0; Price, Myles 1-1; Shough, Tyler 1-0. Iowa State-Hanika,DeShawn 1-0.

SACKS (UA-A): Texas Tech-Bradford Jr., Tony 1-0; Hutchings, Jaylon 0-1; Merriweather, K. 0-1. Iowa State-Onyedim,Tyler 1-0; McDonald,Will 1-0; Vance,O'Rien 1-0.

TACKLES (UA-A): Texas Tech-Merriweather, K. 4-5; Frye, Adrian 7-0; Pearson, Reggie 5-1; Minor, Kobe 5-1; Waters, Marquis 4-2; Pierre, Jesiah 4-2; Eldridge, Kosi 3-3; Hutchings, Jaylon 2-4; Owens, Tyler 3-1; Bradford Jr., Tony 3-1; Williams, Rayshad 3-0; Elston Jr., Tav 1-2; Cole, Myles 2-0; Matthews, Tyrique 1-1; Taylor-Demerson, D. 1-1; Scott Jr., Vidal 0-2; Rodriguez, Jacob 1-0; Adedire, Joseph 1-0; Cupp, Baylor 1-0; Blankenbaker, Keyon 1-0. Iowa State-Vaughn,Gerry 3-8; Freyler,Beau 5-4; Vance,O'Rien 5-3; Jackson,Kendell 3-2; Johnson,Anthony 3-2; Purchase,Myles 3-1; McGee,Treyveon 1-3; Anderson,M.J. 2-1; McDonald,Will 2-1; Kyle,Tayvonn 1-2; Tampa,T.J. 2-0; Petersen,Joey 1-1; Willich,Carson 1-1; Onyedim,Tyler 1-1; Bacon,Caleb 1-0; Imming,Jacob 1-0; Hummel,Levi 0-1; McLaughlin,Will 0-1; Mendeszoon,Myle 0-1; Orange,Domoniqu 0-1.

SCORING SUMMARY

QTR	Time	Team	Scoring Play
2nd	12:23	TTU	Smith, D. 1 yd run (Wolff, T. kick)
	06:38	ISU	Nettles,Drake 36 yd field goal
4th	11:18	ISU	Dean,E. 24 yd pass from Dekkers,H. (Gilbert,J. kick)
	06:10	TTU	Cupp, B. 4 yd pass from Shough, T. (Wolff, T. kick)

TEAM STATISTICS

	TTU	ISU
FIRST DOWNS	13	22
RUSHES-YARDS (NET)	38-105	43-128
PASSING YDS (NET)	141	294
Passes Att-Comp-Int	21-15-0	36-23-0
TOTAL OFFENSE PLAYS-YARDS	59-246	79-422
Fumble Returns-Yards	0-0	1-19
Punt Returns-Yards	1-4	0-0
Kickoff Returns-Yards	3-58	2-27
Interception Returns-Yards	0-0	0-0
Punts (Number-Avg)	7-39.0	5-38.4
Fumbles-Lost	3-1	1-0
Penalties-Yards	1-8	6-40
Possession Time	23:55	34:59
Third-Down Conversions	3 of 13	9 of 19
Fourth-Down Conversions	1 of 1	1 of 3
Red-Zone Scores-Chances	2-2	1-4
Sacks By: Number-Yards	2-14	3-21

GAME RECAPS



PREVIEW

RED RAIDERS

STAFF

'22 REVIEW

HISTORY

RECORDS

TEXAS TECH

GAME 12
TEXAS TECH 51, OKLAHOMA 48

LUBBOCK, Texas (AP) – Trey Wolff made a 35-yard field goal in overtime after a tying kick in the final seconds of regulation, and Texas Tech erased an 18-point deficit in a 51-48 win over Oklahoma.

James A.H. Stadium (51,126)
November 26, 2022

SCORE BY QUARTERS	1	2	3	4	OT	FINAL
Oklahoma	14	10	7	17	0	48
Texas Tech	0	23	15	10	3	51

4th	10:37	OU	Willis,B. 5 yd pass from Gabriel,D. (Schmit,Z. kick)
	08:43	TTU	Bradley, J. 44 yd pass from Shough, T. (Wolff, T. kick)
	07:24	OU	Farooq,J. 1 yd pass from Gabriel,D. (Schmit,Z. kick)
	04:04	OU	Schmit,Z. 42 yd field goal
	00:03	TTU	Wolff, T. 43 yd field goal
OT	15:00	TTU	Wolff, T. 35 yd field goal

Dillon Gabriel threw for 449 yards and six touchdowns, but the OU quarterback was knocked out for a play in OT after a hard hit from safety Reggie Pearson Jr. on a catch on a throwback play. The Sooners were unsettled on offense and had to settle for a 34-yard field goal try from Zach Schmit after Gabriel was sacked. The kick was wide right.

After Wolff's winner, Texas Tech fans stormed the field just as they did after an OT victory over Texas in September. The Red Raiders ended a 10-game losing streak against OU and beat the Sooners and Longhorns in the same season for the first time in coach Joey McGuire's first season. Texas Tech (7-5, 5-4 Big 12) secured a winning conference record for the first time since 2009.

The Sooners (6-6, 3-6) couldn't hold a 24-6 second-quarter lead, finishing without a winning record in the regular season for the first time since 1998 in a disappointing debut for coach Brent Venables.

Texas Tech drove 96 yards in 14 plays for the lone touchdown of the first half. Donovan Smith capped it with a 1-yard run, giving the Red Raiders a 7-0 lead. Texas Tech's Tyler Shough threw for a career-high 436 yards with two scores, but he was intercepted by C.J. Coldon to set up Schmit's tiebreaking 43-yard field goal with four minutes remaining.

Shough put the Red Raiders in position for the tie in the final seconds. Wolff's first kick was blocked by Josh Ellison, but Venables had called a timeout. Wolff made the 43-yarder on the second try.

Marvin Mims Jr. had a career-high 162 yards receiving and two touchdowns, and Bradley Willis also had two TD grabs. Eric Gray rushed for 161 yards.

Jerand Bradley also finished with a career best in receiving yards with 173 for Texas Tech, and he had a 44-yard tiebreaking TD catch in the fourth quarter, one of six lead changes in the second half or overtime. First-year play-caller Zach Kittley dug deep into the bag of tricks with backup quarterback Donovan Smith scoring on a run and a pass and 310-pound defensive tackle Jaylon Hutchings rumbling in from the 1.

SCORING SUMMARY

QTR	Time	Team	Scoring Play
1st	13:19	OU	Mims Jr.,M. 37 yd pass from Gabriel,D. (Schmit,Z. kick)
	09:24	OU	Willis,B. 7 yd pass from Gabriel,D. (Schmit,Z. kick)
2nd	13:04	OU	Schmit,Z. 41 yd field goal
	09:45	TTU	Hutchings, J. 1 yd run (Wolff, T. kick failed)
	06:25	OU	Mims Jr.,M. 77 yd pass from Gabriel,D. (Schmit,Z. kick)
	03:09	TTU	Thompson, S. 6 yd run (Wolff, T. kick)
	01:28	TTU	Smith, D. 6 yd run (Wolff, T. kick)
	00:00	TTU	Wolff, T. 29 yd field goal
3rd	10:52	TTU	Thompson, S. 7 yd run (Wolff, T. kick)
	10:09	OU	Wease,T. 61 yd pass from Gabriel,D. (Schmit,Z. kick)
	02:46	TTU	Smith, D. 15 yd pass from Shough, T. (White, X. rush)

RUSHING: Oklahoma-Gray,Eric 28-163; Gabriel,Dillon 7-19; Barnes,Jovantae 6-14; Farooq,Jalil 1-13; Willis,Brayden 1-2; Bunkley-Shelton 1-0; TEAM 1-minus 1. Texas Tech-Thompson, SaRodoric 21-86; Shough, Tyler 9-44; Brooks, Tajh 12-26; Smith, Donovan 1-6; Hutchings, Jaylon 1-1.

PASSING: Oklahoma-Gabriel,Dillon 28-40-1-449; Turk,Michael 0-1-0-0; Stoops,Drake 1-1-0-13. Texas Tech-Shough, Tyler 31-50-1-436; TEAM 0-1-0-0.

RECEIVING: Oklahoma-Willis,Brayden 7-74; Stoops,Drake 6-55; Mims Jr.,Marvin 5-162; Farooq,Jalil 4-20; Wease,Theo 3-123; Gray,Eric 2-10; Gabriel,Dillon 1-13; Barnes,Jovantae 1-5. Texas Tech-Bradley, Jerand 8-173; Price, Myles 6-54; Martinez, Nehemiah 4-62; Founoj, Loic 4-61; Thompson, SaRodoric 3-35; Brooks, Tajh 3-22; Smith, Donovan 1-15; Cupp, Baylor 1-10; White, Xavier 1-4.

INTERCEPTIONS: Oklahoma-Coldon,C.J. 1-14. Texas Tech-None.

FUMBLES: Oklahoma-Walker,Tawee 1-0. Texas Tech-Thompson, SaRodoric 1-1.

SACKS (UA-A): Oklahoma-Redmond,Jalen 1-0. Texas Tech-Adedire, Joseph 1-0; Bradford Jr., Tony 1-0; Eldridge, Kosi 1-0.

TACKLES (UA-A): Oklahoma-Stutsman,Danny 9-9; Coldon,C.J. 8-3; Lawrence,Key 3-6; Ugwoegbu,David 3-5; Bowman,Billy 4-2; Broiles,Justin 2-4; White,DaShaun 3-2; Washington,Wood 3-2; Downs,Ethan 3-1; Morrison,Trey 2-1; Kelley,Jordan 2-1; Redmond,Jalen 1-2; Stripling,Marcu 2-0; Harmon,Damond 1-1; West,Trevon 1-1; Laulu,Jonah 1-0; Grimes,Reggie 1-0; Willis,Brayden 0-1; Turk,Michael 0-1. Texas Tech-Eldridge, Kosi 10-4; Pearson, Reggie 10-1; Merriweather, K. 5-3; Waters, Marquis 5-2; Williams, Rayshad 6-0; Taylor-Demerson, D. 3-3; Hutchings, Jaylon 3-1; Elston jr., Tav 3-1; Adedire, Joseph 1-3; Bradford Jr., Tony 2-1; Dunlap, Malik 2-0; Pierre, Jesiah 2-0; White, Xavier 1-0; Scott Jr., Vidal 1-0; Moore, Dimitri 1-0; Wooten, Robert 1-0; Teeter, Henry 1-0; Wright, Weston 1-0; Matthews, Tyrique 0-1.

TEAM STATISTICS

	OU	TTU
FIRST DOWNS	27	30
RUSHES-YARDS (NET)	45-210	44-163
PASSING YDS (NET)	462	436
Passes Att-Comp-Int	42-29-1	51-31-1
TOTAL OFFENSE PLAYS-YARDS	87-672	95-599
Fumble Returns-Yards	1-12	1-0
Punt Returns-Yards	1-18	2-4
Kickoff Returns-Yards	2-0	3-93
Interception Returns-Yards	1-14	1-0
Punts (Number-Avg)	3-51.0	6-47.2
Fumbles-Lost	1-0	1-1
Penalties-Yards	4-49	9-63
Possession Time	27:26	32:34
Third-Down Conversions	7 of 18	8 of 17
Fourth-Down Conversions	1 of 4	1 of 1
Red-Zone Scores-Chances	4-6	7-7
Sacks By: Number-Yards	1-9	3-11

GAME RECAPS



GAME 13
TEXAS TECH 42, OLE MISS 25

HOUSTON, Texas (AP) – Tyler Shough threw for 242 yards and a touchdown and ran for two more scores as Texas Tech took advantage of three early turnovers to build a big lead and held on for a 42-25 win over Ole Miss in the Texas Bowl.

		NRG Stadium (53,251) December 28, 2022				
SCORE BY QUARTERS	1	2	3	4	FINAL	
Texas Tech	10	16	0	16	42	
Ole Miss	7	0	6	12	25	

Shough, who finished with a career-high 111 yards rushing, accounted for three TDs in the first two quarters to help the Red Raiders (8-5) to a 26-7 halftime lead. Ole Miss quarterback Jaxson Dart had 361 yards passing with two TD throws and a scoring run. But, he threw two of his three interceptions and lost a fumble in the first half to put the Rebels in a huge hole.

The victory gives Texas Tech its first eight-win season since 2013 and caps a successful debut for first-year coach Joey McGuire, who was given a new six-year, \$26.6 million contract earlier Wednesday. The loss continues a terrible stretch for Ole Miss (8-5), which dropped its final four games, and five of its last six, after opening the season 7-0. The Rebels played a sloppy game with five turnovers and eight penalties for 86 yards and had two defenders ejected for targeting.

Ole Miss scored consecutive touchdowns to get within 35-25 with three minutes to go. But the Rebels attempted an onside kick after that, which Texas Tech's Loic Founouji grabbed it and returned it 44 yards to push the lead to 42-25.

The Rebels cut the lead to 26-13 on an 11-yard touchdown pass from Dart to Jordan Watkins with about nine minutes left in the third quarter. SaRodoric Thompson scored on a 1-yard run early in the fourth quarter, but Tech's 2-point conversion run failed to leave the Red Raiders up 32-13. Dayton Wade fumbled on the next drive by Ole Miss to give Texas Tech the ball back, and the Red Raiders settled for a field goal to extend the lead to 35-13 with 9 1/2 minutes left.

The Rebels finished with 197 yards rushing, led by freshman Quinshon Judkins, who had 91. Judkins finishes the season with 1,567 yards rushing, which is the second-most by a freshman in SEC history behind Hershel Walker, who had 1,616.

The Red Raiders look to be headed in the right direction under McGuire. Texas Tech capped the season with four consecutive wins and should use that as momentum for a strong start next year.

SCORING SUMMARY

QTR	Time	Team	Scoring Play
1st	06:43	TTU	Shough, T. 2 yd run (Wolff, T. kick)
	05:26	OM	Evans, Z. 8 yd run (Cruz, J. kick)
	03:23	TTU	Wolff, T. 42 yd field goal
2nd	06:59	TTU	Shough, T. 2 yd run (Wolff, T. kick)
	02:13	TTU	Wolff, T. 32 yd field goal
3rd	00:28	TTU	Bradley, J. 12 yd pass from Shough, T. (Cupp, B. pass failed)
	09:08	OM	Watkins, J. 11 yd pass from Dart, J. (Cruz, J. kick failed)
4th	13:20	TTU	Thompson, S. 1 yd run (White, X. rush failed)
	09:36	TTU	Wolff, T. 26 yd field goal
	07:35	OM	Dart, J. 9 yd run (Trigg, M. pass failed)
	03:10	OM	Heath, M. 19 yd pass from Dart, J. (Watkins, J. pass failed)
	03:03	TTU	Founouji, L. 44 yd kickoff return (Wolff, T. kick)

RUSHING: Texas Tech-Shough, Tyler 25-111; Brooks, Tahj 14-90; Valdez, Cam/Ron 1-29; Thompson, SaRodoric 7-14; TEAM 1-minus 2. Ole Miss-Judkins, Quinsho 23-91; Dart, Jaxson 11-66; Evans, Zach 8-37; Wade, Dayton 1-3.

PASSING: Texas Tech-Shough, Tyler 24-39-1-242; Morton, Behren 0-1-0-0. Ole Miss-Dart, Jaxson 25-41-3-361.

RECEIVING: Texas Tech-Bradley, Jerand 8-88; Founouji, Loic 7-100; Price, Myles 3-35; White, Xavier 3-11; Boyd, Brady 1-9; Teeter, Henry 1-5; Thompson, SaRodoric 1-minus 6. Ole Miss-Heath, Malik 8-137; Watkins, Jordan 4-45; Evans, Zach 4-26; Wade, Dayton 3-73; Mingo, Jonathan 3-53; Judkins, Quinsho 2-16; Brown, Bralon 1-11.

INTERCEPTIONS: Texas Tech-Waters, Marquis 1-11; Taylor-Demerson, D. 1-0; Owens, Tyler 1-0. Ole Miss-Washington, Trey 1-0.

FUMBLES: Texas Tech-Shough, Tyler 2-1; Valdez, Cam/Ron 1-1. Ole Miss Wade, Dayton 1-1; Dart, Jaxson 1-1.

SACKS (UA-A): Texas Tech-Smith, Issac 1-0; Merriweather, K. 1-0. Ole Miss-Robinson, Tavius 1-0; Malone, Tywone 1-0.

TACKLES (UA-A): Texas Tech-Eldridge, Kosi 6-3; Taylor-Demerson, D. 7-1; Merriweather, K. 5-3; Owens, Tyler 4-2; Hutchings, Jaylon 4-2; Frye, Adrian 4-1; Bradford Jr., Tony 4-1; Waters, Marquis 2-3; Smith, Issac 4-0; Dunlap, Malik 3-1; Rodriguez, Jacob 2-1; Williams, Rayshad 1-2; Cole, Myles 2-0; Pierre, Jesiah 2-0; Adedire, Joseph 0-2; Banks, E'Maurio 1-0; Smith, Wesley 1-0; Boyd, Brady 1-0. Ole Miss-Cistrunk, Ashant 4-8; Washington, Trey 6-3; Tennon, Ladari 4-3; Coleman, Khari 4-3; Young, Isheem 2-4; Robinson, Tavius 4-1; Battle, Miles 3-2; Igbinosun, Davis 3-2; Finley, A.J. 3-2; Johnson, Tysheem 1-4; Prince, Deantre 3-0; Ivey, Jared 2-1; Reese, Dtis 2-1; Brown, Markeviou 2-1; Malone, Tywone 2-0; Brown, Troy 2-0; Hill, KD 1-1; Judkins, Quinsho 1-0; Pegues, J.J. 1-0; Hughes, Reginald 1-0.

TEAM STATISTICS	TTU	OM
FIRST DOWNS	25	26
RUSHES-YARDS (NET)	48-242	43-197
PASSING YDS (NET)	242	361
Passes Att-Comp-Int	40-24-1	41-25-3
TOTAL OFFENSE PLAYS-YARDS	88-484	84-558
Fumble Returns-Yards	0-0	0-0
Punt Returns-Yards	1-0	0-0
Kickoff Returns-Yards	3-86	3-34
Interception Returns-Yards	3-11	1-0
Punts (Number-Avg)	1-38.0	1-43.0
Fumbles-Lost	3-2	2-2
Penalties-Yards	3-15	7-81
Possession Time	33:24	26:36
Third-Down Conversions	7 of 19	5 of 13
Fourth-Down Conversions	5 of 6	2 of 7
Red-Zone Scores-Chances	6-8	4-5
Sacks By: Number-Yards	2-9	2-8



**HISTORY
AND TRADITIONS**

OVERALL COACHING RECORDS


COACH	YEARS	----ALL GAMES----				----LEAGUE GAMES----			
		W	L	T	PCT.	W	L	T	PCT.
Joey McGuire	2022-	8	5	0	.615	5	4	0	.556
Matt Wells	2019-21	13	17	0	.433	7	16	0	.304
Kliff Kingsbury	2013-18	35	40	0	.467	19	35	0	.352
Tommy Tuberville	2010-12	20	17	0	.552	9	17	0	.346
Mike Leach	2000-09	84	43	0	.661	47	33	0	.587
Spike Dykes	1986-99	82	67	1	.547	57	40	1	.573
David McWilliams	1986	7	4	0	.636	5	3	0	.625
Jerry Moore	1981-85	16	37	2	.302	9	29	2	.250
Rex Dockery	1978-80	15	16	2	.484	10	13	1	.438
Steve Sloan	1975-77	23	12	0	.657	15	8	0	.652
Jim Carlen	1970-74	37	20	2	.644	20	15	0	.571
JT King	1961-69	44	45	3	.495	27	35	1	.435
Dewitt Weaver	1951-60	49	51	5	.490	19	6	3	.741
Dell Morgan	1941-50	55	49	3	.528	23	3	1	.870
Pete Cawthon	1930-40	76	32	6	.693	10	1	1	.875
Grady Higgenbotham	1929	1	7	2	.150	-	-	-	-
E.Y. Freeland	1925-28	21	10	6	.649	-	-	-	-
Totals	1925-2022	590	475	32	.552	283	261	10	.520

HEAD COACHING NOTES:

****Ruffin McNeil is credited with the win in the 2010 Alamo Bowl.****
****Chris Thomsen is credited with the win in the 2012 Meineke Car Care Bowl of Texas.****
****Spike Dykes is credited with the loss at the 1986 Independence Bowl.****
****Matt Wells was dismissed on Oct. 25, 2021, as Sonny Cumble led the Red Raiders over their final four games and the AutoZone Liberty Bowl, going 2-3 during that span.****



▲ **JOEY MCGUIRE** led the Red Raiders to an 8-5 record and a bowl victory in his debut as the 17th head coach.



▲ **JERRY MOORE** was inducted to the National Football Foundation College Football Hall of Fame in 2014.



▲ **JOEY MCGUIRE**




▲ **MATT WELLS**



▲ **KLIFF KINGSBURY**



▲ **TOMMY TUBERVILLE**



▲ **MIKE LEACH**



▲ **SPIKE DYKES**



▲ **DAVID MCWILLIAMS**



▲ **JERRY MOORE**



▲ **REX DOCKERY**



▲ **STEVE SLOAN**



▲ **JIM CARLEN**



▲ **JT KING**



▲ **DEWITT WEAVER**



▲ **DELL MORGAN**



▲ **PETE CAWTHON**



▲ **GRADY HIGGENBOTHAM**



▲ **E.Y. FREELAND**

YEAR-BY-YEAR COACHING RECORDS

Season	Overall	League	Record	Head Coach
2022	8-5-0	Big 12	5-4	Joey McGuire
2021	7-6-0	Big 12	3-6	Matt Wells/Cumbe
2020	4-6-0	Big 12	3-6	Matt Wells
2019	4-8-0	Big 12	2-7	Matt Wells
2018	5-7-0	Big 12	3-6	Kliff Kingsbury
2017	6-7-0	Big 12	3-6	Kliff Kingsbury
2016	5-7-0	Big 12	3-6-0	Kliff Kingsbury
2015	7-6-0	Big 12	4-5-0	Kliff Kingsbury
2014	4-8-0	Big 12	2-7-0	Kliff Kingsbury
2013	8-5-0	Big 12	4-5-0	Kliff Kingsbury
2012	8-5-0	Big 12	4-5-0	Tommy Tuberville
2011	5-7-0	Big 12	2-7-0	Tommy Tuberville
2010	8-5-0	Big 12	3-5-0	Tommy Tuberville
2009	9-4-0	Big 12	5-3-0	Mike Leach
2008	11-2-0	Big 12	7-1-0	Mike Leach
2007	9-4-0	Big 12	4-4-0	Mike Leach
2006	8-5-0	Big 12	4-4-0	Mike Leach
2005	9-3-0	Big 12	6-2-0	Mike Leach
2004	8-4-0	Big 12	5-3-0	Mike Leach
2003	8-5-0	Big 12	4-4-0	Mike Leach
2002	9-5-0	Big 12	5-3-0	Mike Leach
2001	7-5-0	Big 12	4-4-0	Mike Leach
2000	7-6-0	Big 12	3-5-0	Mike Leach
1999	6-5-0	Big 12	5-3-0	Spike Dykes
1998	7-5-0	Big 12	4-4-0	Spike Dykes
1997	6-5-0	Big 12	5-3-0	Spike Dykes
1996	7-5-0	Big 12	5-3-0	Spike Dykes
1995	9-3-0	SWC	5-2-0	Spike Dykes
1994	6-6-0	SWC	4-3-0	Spike Dykes
1993	6-6-0	SWC	5-2-0	Spike Dykes
1992	5-6-0	SWC	4-3-0	Spike Dykes
1991	6-5-0	SWC	5-3-0	Spike Dykes
1990	4-7-0	SWC	3-5-0	Spike Dykes
1989	9-3-0	SWC	5-3-0	Spike Dykes
1988	5-6-0	SWC	4-3-0	Spike Dykes
1987	6-4-1	SWC	3-3-1	Spike Dykes
1986	7-5-0	SWC	5-3-0	David McWilliams
1985	4-7-0	SWC	1-7-0	Jerry Moore
1984	4-7-0	SWC	2-6-0	Jerry Moore
1983	3-7-1	SWC	3-4-1	Jerry Moore
1982	4-7-0	SWC	3-5-0	Jerry Moore
1981	1-9-1	SWC	0-7-1	Jerry Moore
1980	5-6-0	SWC	3-5-0	Rex Dockery
1979	3-6-2	SWC	2-5-1	Rex Dockery
1978	7-4-0	SWC	5-3-0	Rex Dockery
1977	7-5-0	SWC	4-4-0	Steve Sloan
1976	10-2-0	SWC	7-1-0	Steve Sloan
1975	6-5-0	SWC	4-3-0	Steve Sloan
1974	6-4-2	SWC	3-4-0	Jim Carlen
1973	11-1-0	SWC	6-1-0	Jim Carlen
1972	8-4-0	SWC	4-3-0	Jim Carlen
1971	4-7-0	SWC	2-5-0	Jim Carlen
1970	8-4-0	SWC	5-2-0	Jim Carlen
1969	5-5-0	SWC	4-3-0	JT King
1968	5-3-2	SWC	4-3-0	JT King
1967	6-4-0	SWC	5-2-0	JT King
1966	4-6-0	SWC	2-5-0	JT King
1965	8-3-0	SWC	5-2-0	JT King
1964	6-4-1	SWC	3-3-1	JT King
1963	5-5-0	SWC	2-5-0	JT King

1962	1-9-0	SWC	0-7-0	JT King
1961	4-6-0	SWC	2-5-0	JT King
1960	3-6-1	SWC	1-5-1	DeWitt Weaver
1959	4-6-0	----	----	DeWitt Weaver
1958	3-7-0	----	----	DeWitt Weaver
1957	2-8-0	----	----	DeWitt Weaver
1956	2-7-1	----	----	DeWitt Weaver
1955	7-3-1	Border	3-0-1	DeWitt Weaver
1954	7-2-1	Border	4-0-0	DeWitt Weaver
1953	11-1-0	Border	5-0-0	DeWitt Weaver
1952	3-7-1	Border	2-1-1	DeWitt Weaver
1951	7-4-0	Border	5-0-0	DeWitt Weaver
1950	3-8-0	Border	3-2-0	Dell Morgan
1949	7-5-0	Border	5-0-0	Dell Morgan
1948	7-3-0	Border	5-0-0	Dell Morgan
1947	6-5-0	Border	4-0-0	Dell Morgan
1946	8-3-0	Border	3-1-0	Dell Morgan
1945	3-5-2	----	----	Dell Morgan
1944	4-7-0	----	----	Dell Morgan
1943	4-6-0	----	----	Dell Morgan
1942	4-5-1	Border	3-0-1	Dell Morgan
1941	9-2-0	----	----	Dell Morgan
1940	9-1-1	----	----	Pete Cawthon
1939	5-5-1	----	----	Pete Cawthon
1938	10-1-0	----	----	Pete Cawthon
1937	8-4-0	Border	3-0-0	Pete Cawthon
1936	5-4-1	----	0-0-1	Pete Cawthon
1935	5-3-2	Border	1-1-0	Pete Cawthon
1934	7-2-1	Border	3-0-0	Pete Cawthon
1933	8-1-0	Border	1-0-0	Pete Cawthon
1932	10-2-0	Border	1-0-0	Pete Cawthon
1931	6-3-0	----	----	Pete Cawthon
1930	3-6-0	----	----	Pete Cawthon
1929	1-7-2	----	----	G. Higgenbotham
1928	4-4-1	----	----	E.Y. Freeland
1927	5-4-0	----	----	E.Y. Freeland
1926	6-1-3	----	----	E.Y. Freeland
1925	6-1-2	----	----	E.Y. Freeland



▲ MIKE LEACH won a school record 84 games as head coach during his tenure from 2000-09.

Number of Seasons: 98
Number of Games: 1,097
Record: 590-475-32 (.552)
Conference Record: 283-261-10 (.520)
Big 12 Conference: 107-121 (.469)
Southwest Conference: 125-135-6 (.481)
Border Conference: 51-5-4 (.911)
Overtime Record: 10-7
Bowl Record: 16-23-1
Winning Seasons: 58
Consecutive Non-Losing Seasons: 18 (1993-10)

BIG 12 CONFERENCE CHAMPIONSHIPS (1)

Co-South Division Champions	2008 (Mike Leach)
-----------------------------	-------------------

SOUTHWEST CONFERENCE CHAMPIONSHIPS (2)

1976 (Co-Champions)	Steve Sloan
1994 (Co-Champions)	Spike Dykes

BORDER CONFERENCE CHAMPIONSHIPS (8)

1954	DeWitt Weaver
1953	DeWitt Weaver
1951	DeWitt Weaver
1949	Dell Morgan
1948	Dell Morgan
1947	Dell Morgan
1942	Dell Morgan
1937	Pete Cawthon

10-WIN SEASONS

1932 (10-2)	Pete Cawthon
1938 (10-1)	Pete Cawthon
1953 (11-1)	DeWitt Weaver
1973 (11-1)	Jim Carlen
1976 (10-2)	Steve Sloan
2008 (11-2)	Mike Leach

RECORD BY DECADE

1920s	22-17-8 (.553)
1930s	67-31-5 (.675)
1940s	61-42-4 (.589)
1950s	49-53-4 (.481)
1960s	47-51-4 (.480)
1970s	70-42-4 (.621)
1980s	48-61-3 (.442)
1990s	62-53-0 (.539)
2000s	85-43-0 (.664)
2010s	60-65 (4.80)
2020s	19-17 (.528)

PREVIEW

RED RAIDERS

STAFF

'22 REVIEW


HISTORY

RECORDS

TEXAS TECH

ALL-TIME ASSISTANT COACHES

Jim Acree	1969
C.J. Ah You	2022-present
Rodney Allison	1981-83
Robert Anae	2000-04
Demosthenes Andros	1954-55
Junior Arterburn	1956-60
Art Baker	1970-72
Virgil Ballard	1934
Johnny Barr	2003
Burl Bartlett	1965-69
Jim Bates	1978-83
Bill Bedenbaugh	2003-06
Richard Bell	1970-74
Rob Best	1981-85
Joe Blalock	1962-65
Josh Bookbinder	2022-present
Walter Bragg	1978-80
Art Briles	2000-02
Bob Brown	1970-74
Dave Brown	2001-05
Julius Brown	2019
Neal Brown	2010-12
Watson Brown	1978
William Brown	1946-49
Steve Brickey	1986
Harry Buffington	1963, 1968
Dean Campbell	1992-99
Bud Casey	1978-80
Darrin Chiverini	2014-15
Cody Chisum	1999
Jason Clemmons	1998-99
Josh Cochran	2022-present
Kerry Cooks	2019
John Conley	1961-74
Kevin Cosgrove	2020-21
Romeo Crennel	1975-77
John Cropp	1975-77
Sonny Cumbie	2010-13, 2021
Kevin Curtis	2013-15
Tim DeRuyter	2022-present
Brett Dewhurst	2018
Rex Dockery	1975-77
Marc Dove	1974
Daniel "Sonny" Dykes	2000-06
Rick Dykes	1990-99
Spike Dykes	1984-86
Dale Evans	1970-74
Steve Farmer	2019-21
Beattie Feathers	1954-60
Rocky Felker	1979-80
Joel Filani	2019-21
Zarnell Fitch	2022-present
Jack Fligg	1970-74
Robert Ford	1987-88
DeShaun Foster	2016
Gary Gaines	1990-93
David Gibbs	2015-18
Chad Glasgow	2011
W.L. Golithly	1930
Bobby Goad	1951-52
John Goodner	1994-99
Merrill Green	1961-64



▲ FROM TEXAS TECH TO THE NFL: Texas Tech was one of the first stops in the coaching careers of both **BILL PARCELLS** (left) and **ROMEO CRENNELL** (right). The two future NFL head coaches were assistants on Steve Sloan's staff from 1975-77.

Al Groh	1980	Sam McElroy	2010-11
Clovis Hale	1984-86, 1997-99	Clay McGuire	2008-09, 2018
Stephen Hamby	2022-present	Ed McKeever	1935-38
Tom Hamm	1956-60	Maxey McKnight	1948
Ron Harris	2000-02	Greg McMackin	2000-02
Trey Haverty	2013-15	Taylor McNeel	1975-88
Lee Hays	2013-16	Ruffin McNeill	2000-09
Gene Henderson	1967-69	Carlos Mainord	1969, 84-85, 87-92, 03-09
Grady Higgenbotham	1927-28	Tommy Mainord	2010-12
Larry Hoefler	1995-99	Rhudy Maskew	1986-94, 1996
Dana Holgersen	2000-07	Manny Matsakis	2000-02
Berl Huffman	1935-42, 1946-47	Bradley Mills	1966-69
Rhodes Ingerton	1927	Brian Mitchell	2006-09
Clarence James	1981-86	Jack Mitchell	1951-52
Terrance Jamison	2017-18	John Mize	1986
Clay Jennings	2018	David Moody	1994-99
Mike Jinks	2013-15	Tipp Mooney	1948-50
Kevin Johns	2018	Matt Moore	2007-11
Justin Johnson	2023-present	Dell Morgan	1930-33
Brandon Jones	2017-18	C.B. Morris	1948-50
Emmett Jones	2016-18, 2022	Eric Morris	2013-17
Derek Jones	2020-21	Joe Moss	1957-59
Jabbar Juluke	2017	Otis Mounds	2011
Art Kaufman	2012	Carl Mulleneaux	1950
Bob Kellogg	1953	Walter Nichols	1946
Joe Kerbel	1958-59	Brian Norwood	2000
Elwood Kettler	1969	Frank Ottmers	1949
JT King	1958-60	Bill Parcells	1975-77
Jack Kiser	1986	Doyle Parker	1987-91, 93-98
Zach Kittley	2022-present	Jim Parmer	1960
David Knaus	1980-83	Kevin Patrick	2016
David Krischke	1981-83	Bob Patterson	1975-80
Matt Lair	1961-68	Keith Patterson	2019-21
Donnie Laurence	1978-79	Victor Payne	1927-28
Tommy Limbaugh	1975-77	Kenny Perry	2022-present
Seth Littrell	2005-08	Aubrey "Red" Phillips	1955-60

ALL-TIME ASSISTANT COACHES

Mike Pope	1975-77
Wyatt Posey	1951-55
Robert Prunty	2010-12
Jay Pugh	1999
Dick Rader	1972-74
Jim Ragland	1970-72
Paul Randolph	2019-21
Lincoln Riley	2007-09
Richard Ritchie	1981-83
Sam Robertson	1978-79
Polk Robison	1943-48
Joe Robinson	2016-17
Travaris Robinson	2010
Eric Russell	2009
Charlie Sadler	2003-09
Adam Scheier	2018
Chad Scott	2010-12
George Scott	1950-52
John Scott Jr.	2013-14
Karl Scott	2016-17
Lyle Setencich	2003-07
Horace "Bud" Sherrad	1954-57
Dennis Simmons	2008-09
Travis L. Simpson	1961-63
Dean Slayton	1981-97
DeAndre Smith	2019-21
Mike Smith	2013-15
Russell T. "Dutchy" Smith	1930-40
Zac Spavital	2015-18
Jess Stiles	1969-77
Jerry Sullivan	1973-74
Al Tanara	1975-80
Fred Tate	2012
Marshall Taylor	1970-71
Jack Tayrien	1986-88, 97-99
Grant Teaff	1966-68
Chris Thomsen	2012
Jess Thompson	1960
Mark Tommerdahl	2019-21
Ted Unbehagen	1973-74, 1987-96
Lance Van Zandt	1987-89
Wade Walker	1951-53
Matt Wallerstedt	2013-14
Buist "Buzz" Warren	1953-55
Luke Wells	2019-21
Ron West	1981-85
Allie White	1949
Dixie White	1940
Ivy Williams	1989-93
James Willis	2010
Tom Wilson	1967-74, 1984-85
Dick Winder	1984-95, 98-99
W.A. "Babe" Woods	1951
Jim Wright	1962-66
Gary Wyant	1976-77
Marcel Yates	2022-present
David Yost	2019-20
John Paul Young	1989-91
Willie Zapalac	1961-62
Art Zelenik	1975



▲ **RUFFIN MCNEIL** remains one of the most-beloved assistant coaches in Texas Tech history as he served on Mike Leach's staff from 2000-09, including three years as defensive coordinator (2007-09). He was the Red Raiders' interim head coach for their win over Michigan State in the 2009 Alamo Bowl.

DEFENSIVE COORDINATORS

Richard Bell	1970-74
Bill Parcells	1975-77
Sam Robertson	1978-79
Jim Bates	1980-83
Spike Dykes	1984-86
Carlos Mainord	1987-92
John Goodner	1995-99
Greg McMackin	2000-02
Lyle Setencich	2003-07
Ruffin McNeil (interim)	2007
Ruffin McNeil	2008-09
James Willis	2010
Chad Glasgow	2011
Art Kaufman	2012
Matt Wallerstedt	2013-14
Mike Smith (interim)	2014
David Gibbs	2015-18
Keith Patterson	2019-21
Tim DeRuyter	2022-present

OFFENSIVE COORDINATORS

Jack Fligg	1970-74
Rex Dockery	1975-77
Bud Casey	1978-80
Tom Wilson	1984-85
John Mize	1986
Dick Winder	1987-95
Rick Dykes	1996-99
Sonny Dykes* (Co-Coordinator)	2005-06
Dana Holgorsen* (Co-Coordinator)	2005-06
Neal Brown	2010-12
Sonny Cumbie* (Co-Coordinator)	2013
Eric Morris* (Co-Coordinator)	2013
Eric Morris*	2014-17
Kevin Johns*	2018
David Yost	2019-20
Sonny Cumbie	2021
Zach Kittley	2022-present

* indicates head coach served as play caller.



▲ Texas Tech has five former offensive coordinators who are now head coaches at the FBS level entering the 2023 season, including two lettermen in **SONNY CUMBIE** (Louisiana Tech) and **ERIC MORRIS** (North Texas). That list also includes three Big 12 head coaches in Dana Holgorsen (Houston), Neal Brown (West Virginia) and Sonny Dykes (TCU).

PREVIEW

RED RAIDERS

STAFF

'22 REVIEW

HISTORY

RECORDS

TEXAS TECH

YEAR-BY-YEAR RESULTS

**E.Y. FREELAND**

1925-28

Career Record: 21-10-6 (.649)

1925

Overall: 6-1-2

03	McMurry	T	0	0	4,500
09	Austin	T	3	3	n/a
017	Montezuma	W	30	0	n/a
024	Clarendon	W	13	7	n/a
031	at Sul Ross	W	21	7	n/a
N5	Wayland	W	120	0	n/a
N11	at Abil. Christian	W	10	7	n/a
N18	at Howard Payne	L	0	29	n/a
N26	WT Teachers	W	13	12	n/a

1926

Overall: 6-1-3

S21	at McMurry	W	7	0	n/a
02	Schreiner	T	0	0	3,500
08	St. Edward's	W	7	6	3,500
015	at Simmons	T	0	0	3,000
023	Clarendon	W	14	0	n/a
030	at TCU	L	16	28	n/a
N5	at Daniel Baker	T	0	0	n/a
N11	Abilene Christian	W	28	7	n/a
N18	Howard Payne	W	27	6	3,500
N25	at WT Teachers	W	7	2	5,000

1927

Overall: 5-4

S24	Panhandle A&M	W	62	0	n/a
01	St. Edward's	W	13	6	3,000
08	at TCU	L	6	16	n/a
015	Simmons	W	10	6	2,000
022	Sul Ross	W	6	0	2,000
028	Texas A&M	L	6	47	n/a
N5	Daniel Baker	W	19	7	1,300
N11	at Abil. Christian	L	3	6	n/a
N24	WT Teachers	L	9	12	5,000

1928

Overall: 4-4-1

S29	Schreiner	W	7	0	n/a
06	at Texas	L	0	12	n/a
013	St. Edward's	W	13	6	n/a
020	at McMurry	W	3	0	n/a
027	at TCU	L	6	28	6,000
N2	at Daniel Baker	T	0	0	n/a
N10	Abilene Christian	L	0	7	n/a
N17	Simmons	L	0	19	n/a
N29	at WT Teachers	W	18	7	6,000

**GRADY HIGGENBOTHAM**

1929

Career Record: 1-7-2 (.150)

1929

Overall: 1-7-2

S27	Wayland	W	19	0	3,500
05	Sul Ross	T	7	7	6,000
012	at Daniel Baker	L	2	6	2,700
019	at McMurry	T	0	0	n/a
026	TCU	L	0	22	6,500
N2	at Baylor	L	0	34	n/a
N11	Abilene Christian	L	3	7	4,000
N19	Howard Payne	L	0	24	1,500
N28	at Simmons	L	0	21	5,000
D6	at WT Teachers	L	0	20	1,500

**PETE CAWTHON**

1930-40

Career Record: 76-32-6 (.693)

1930

Overall: 3-6

S27	Wayland	L	0	6	3,500
03	New Mexico A&M	W	14	0	1,000
011	McMurry	W	10	0	n/a
017	Texas Mines	L	0	31	n/a
025	at TCU	L	0	26	4,000
N1	at WT Teachers	L	0	6	n/a
N11	Abilene Christian	W	53	7	n/a
N19	at Howard Payne	L	7	26	n/a
N27	Simmons	L	6	20	3,500

1931

Overall: 6-3

S25	at WT Teachers	W	21	0	5,000
03	at NM A&M	W	7	0	n/a
013	at Haskell Indians	L	0	8	n/a
023	Colorado Mines	W	46	0	4,500
031	at Baylor	L	0	32	n/a
N6	Abilene Christian	W	26	6	n/a
N11	at Texas Mines	L	12	14	3,000
N20	New Mexico	W	32	6	2,500
N26	at Simmons	W	6	0	n/a

1932

Overall: 10-2

S17	Panhandle A&M	W	44	0	2,500
S24	Texas A&M*	L	0	7	5,000
01	SMU	W	6	0	n/a
07	Austin College	W	64	0	3,300
014	Arizona	W	21	0	3,500
015	at NM Normal	W	43	7	n/a
022	at Colorado Mines	W	21	0	n/a
028	Notre Dame "B"	W	39	0	8,000
N4	Trinity	W	79	0	4,000
N11	Baylor	W	14	2	5,000
N19	at New Mexico	W	39	6	n/a
N24	Hardin-Simmons	L	12	13	4,000

* = Played in Amarillo, Texas

1933

Overall: 8-1

S29	SMU	L	0	14	6,000
06	Dixie University	W	33	0	n/a
014	at Arizona	W	7	0	5,000
020	Louisiana Tech	W	40	10	4,178
028	at Texas Mines	W	12	0	n/a
N4	Haskell Indians	W	26	6	n/a
N11	Simmons	W	7	0	6,500
N17	Baylor	W	13	0	n/a
N30	Kansas State	W	6	0	7,500

1934

Overall: 7-2-1

S22	Texas	L	6	12	8,000
S29	McMurry	W	24	7	n/a
05	Baylor	W	14	7	5,000
012	at Oklahoma City	W	20	0	n/a
026	at Loyola of Coast	L	7	12	19,000
N2	Texas Mines	W	27	0	n/a
N9	Hardin-Simmons	W	13	0	3,500
N16	DePaul	W	48	19	4,000
N23	North Dakota St.	T	20	20	3,500
N29	at Arizona	W	14	7	7,000

1935

Overall: 5-3-2

S20	at Hardin-Simm.	W	9	0	6,500
S27	Daniel Baker	W	27	6	n/a
04	Wichita	W	13	7	n/a
012	at DePaul	T	0	0	3,000
025	at Loyola of Coast	L	0	16	18,000
N2	Oklahoma A&M	W	14	0	n/a
N11	Arizona	L	6	7	5,500
N23	St. Mary's *	W	27	0	n/a
N28	Detroit	L	7	12	n/a
D7	at Oklahoma City	T	7	7	2,000

* = Played in San Antonio, Texas

1936

Overall: 5-4-1

S19	at Texas Wesleyan	W	26	7	4,500
S26	TCU	W	7	0	12,000
03	Oklahoma City	W	34	6	7,000
09	Wichita	L	0	6	n/a
024	Centenary	W	12	6	8,000
N6	Oklahoma A&M	W	12	0	n/a
N12	at Loyola of Coast	L	7	26	35,000
N20	DePaul	L	6	13	n/a
N26	at Loyola of South	L	0	14	5,000
D5	at Arizona	T	7	7	7,500

YEAR-BY-YEAR RESULTS

1937

Overall: 8-4 | Sun Bowl

S18	Arizona State	W	6	0	4,200
S25	at Texas	L	12	25	10,000
O2	Montana	L	6	13	8,000
O9	at Detroit	L	0	34	11,000
O16	Arizona	W	20	0	4,500
O23	New Mexico	W	27	0	7,500
O30	at Oklahoma A&M	W	14	6	n/a
N5	at Loyola/South	W	25	6	5,000
N11	Duquesne	W	13	0	12,000
N20	at Centenary	W	7	2	n/a
N25	Creighton	W	27	0	7,000
J1	West Virginia	L	6	7	12,000

1938

Overall: 10-1 | Cotton Bowl

S17	Montana State College	W	35	0	7,500
S24	Wyoming	W	39	0	n/a
S30	at Duquesne	W	7	6	12,000
O8	at Oklahoma City	W	60	0	7,000
O15	at Montana	W	19	13	8,000
O22	vs. Tex. Mines*	W	14	7	7,000
N5	Loyola of the South	W	55	0	8,000
N11	Gonzaga	W	7	0	10,000
N19	New Mexico	W	17	7	6,500
N26	Marquette	W	21	2	12,000
J2	vs. St. Mary's (Calif.)	L	13	20	n/a

* = Played in Odessa, Texas

1939

Overall: 5-5-1

S23	at Texas Mines	L	2	7	n/a
S30	Texas Wesleyan	W	30	0	n/a
O7	Gonzaga	L	0	6	n/a
O12	Arizona State	W	54	0	n/a
O22	New Mexico	W	19	7	n/a
O27	at Duquesne	L	0	13	n/a
O29	at Miami	L	0	19	n/a
N11	at Centenary	T	0	0	n/a
N18	Marquette	L	19	22	8,000
N25	Montana	W	13	0	n/a
D1	at Loyola/South	W	13	0	n/a

1940

Overall: 9-1-1

S27	at Oklahoma A&M	T	6	6	9,000
O5	Loyola of Coast	W	19	0	9,000
O12	at Montana	W	32	19	n/a
O18	Brigham Young	W	21	20	7,000
O26	at Marquette	W	20	13	9,000
N1	Miami	W	61	14	9,000
N11	Centenary	W	26	6	8,000
N16	Wake Forest	W	12	7	10,000
N21	at Saint Louis	W	7	6	9,272
N30	at New Mexico	L	14	19	600
D7	at San Francisco	W	23	21	7,000



DELL MORGAN

1941-50

Career Record: 55-49-3 (528)

1941

Overall: 9-2 | Sun Bowl

S21	Abilene Christian	W	34	0	7,000
O3	at Oklahoma A&M	W	16	6	n/a
O10	at Loyola of Coast	W	14	0	n/a
O18	Centenary	W	25	0	7,000
O24	New Mexico	W	36	0	7,000
O31	at Miami	L	0	6	25,000
N8	Creighton	W	13	6	6,000
N15	St. Louis	W	46	6	n/a
N21	Hardin-Simmons	W	7	0	16,000
N29	at Wake Forest	W	35	6	5,000
J1	Tulsa	L	0	6	14,000

1942

Overall: 4-5-1

S26	West Texas State	W	39	0	6,000
O3	at Texas A&M	L	0	19	10,000
O10	Oklahoma A&M	L	6	9	6,000
O17	Baylor	L	7	14	8,000
O24	at New Mexico	W	20	0	n/a
O31	at Rice	L	7	19	10,000
N7	TCU	W	13	6	10,000
N14	at Creighton	L	6	13	n/a
N21	Hardin-Simmons	T	0	0	7,000
N26	at Arizona	W	13	7	8,000

1943

Overall: 4-6-0

S18	Lubbock AAF	W	26	14	8,000
S24	at Oklahoma A&M	L	13	21	7,000
O2	at Texas A&M	L	0	13	25,000
O9	at Tulsa	L	7	34	13,000
O16	South Plains AAF	W	14	12	6,000
O23	Lubbock AAF	L	7	10	n/a
O30	at Rice	L	0	13	5,000
N6	at TCU	W	40	20	3,000
N13	North Texas Ag	L	14	34	3,600
N20	at SMU	W	7	6	3,000

1944

Overall: 4-7

S23	Lubbock AAF	L	13	27	n/a
S30	Texas A&M*	L	14	27	n/a
O7	Oklahoma A&M	L	7	14	n/a
O14	at Tulsa (13)	L	7	34	8,500
O21	Southwestern	L	19	21	n/a
O27	at West Texas St.	W	35	6	n/a
N4	at Rice	W	13	7	10,000
N11	at TCU	L	0	14	n/a
N18	New Mexico	W	13	7	1,500
N25	SMU	L	6	7	5,000
D2	at S. Plains AAF	W	7	6	n/a

* = Played in San Antonio, Texas

1945

Overall: 3-5-2

S22	Southwestern	W	7	0	n/a
S29	Texas A&M*	L	6	16	22,831
O6	at Texas	L	0	33	n/a
O13	Tulsa (16)	L	7	18	9,000
O20	Baylor	T	7	7	9,000
O27	West Texas St.	W	12	6	6,000
N3	at Rice	L	0	13	17,000
N10	TCU	W	12	0	10,000
N17	at Ok. A&M (8)	L	6	46	n/a
N24	at New Mexico	T	6	6	n/a

* = Played in San Antonio, Texas

1946

Overall: 8-3

S21	West Texas State	W	26	14	10,000
S28	Texas A&M	W	6	0	23,000
O5	at SMU	W	7	0	3,000
O12	at Tulsa	L	6	21	15,000
O19	Baylor	W	13	6	13,000
O26	Denver	W	21	6	11,000
N2	at Rice (8)	L	6	41	25,000
N9	at New Mexico	W	27	0	8,000
N16	Oklahoma A&M	W	14	7	13,000
N23	at Arizona	W	16	0	8,000
N30	at Hardin-Simmons	L	6	21	13,000

* = Played in San Antonio, Texas

1947

Overall: 6-5 | Sun Bowl

S20	at Texas	L	0	33	30,000
S27	vs. Texas A&M*	L	7	29	20,000
O4	West Texas State	W	21	13	11,000
O11	Tulsa	W	14	7	13,000
O18	Baylor	L	6	32	14,000
O25	at Denver	W	36	7	17,947
N1	at Rice	L	7	40	16,000
N8	Arizona	W	41	28	11,000
N22	at New Mexico	W	26	20	11,000
N29	Hardin-Simmons	W	14	6	20,000
J1	Miami, Ohio	L	12	13	18,000

* = Played in San Antonio, Texas

1948

Overall: 7-3

S18	West Texas St.	W	19	0	16,000
S25	Texas A&M*	W	20	14	20,860
O2	at SMU	L	6	41	23,000
O9	at Tulsa	W	41	20	11,226
O16	at Baylor (19)	L	0	13	20,000
O23	at Arizona	W	31	0	17,000
O30	Rice	L	7	14	19,000
N6	Texas Western	W	46	6	14,000
N20	New Mexico	W	14	7	11,500
N27	at Hardin-Simmons	W	28	20	11,000

* = Played in San Antonio, Texas

PREVIEW

RED RAIDERS

STAFF

'22 REVIEW

HISTORY

RECORDS

TEXAS TECH

YEAR-BY-YEAR RESULTS

1949

Overall: 7-5 | Raisin Bowl

S10	Abilene Christian	W	20	0	10,500
S17	at Texas	L	0	43	28,000
S24	at Texas A&M	L	7	26	19,740
O1	West Texas State	W	35	19	16,800
O8	Tulsa	W	15	0	15,000
O15	Baylor (20)	L	7	28	18,000
O22	Arizona	W	27	7	9,000
O29	at Rice (5)	L	0	28	18,000
N5	at Texas Western	W	13	0	13,000
N19	at New Mexico	W	27	0	10,000
N26	Hardin-Simmons	W	23	13	15,500
O31	vs. San Jose	L	13	20	10,000

1950

Overall: 3-8

S23	Texas (5)	L	14	28	19,500
S30	vs. Texas A&M*	L	13	34	24,000
O7	West Texas State	L	13	28	17,000
O14	at TCU	L	6	19	12,000
O21	at Baylor	L	12	26	12,000
O28	Texas Western	W	61	7	13,000
N4	at Rice	L	7	13	20,000
N11	Tulsa	L	7	39	18,000
N18	at Arizona	W	39	7	15,500
N25	New Mexico	W	37	12	7,000
O2	Hardin-Simmons	L	13	28	9,000

* = Played in San Antonio, Texas



DEWITT WEAVER

1951-60

Career Record: 49-51-5 (490)

1951

Overall: 7-4 | Sun Bowl

S22	West Texas State	W	46	7	16,000
S29	at Texas A&M (6)	L	7	20	27,000
O6	at Houston	L	0	6	24,000
O13	TCU	W	33	19	19,000
O20	at Baylor (10)	L	20	40	22,000
O27	Arizona	W	41	0	16,000
N3	at Texas Western	W	27	7	8,500
N17	at Tulsa	L	14	21	n/a
N24	at New Mexico	W	60	14	n/a
O1	Hardin-Simmons	W	28	21	17,000
J1	vs. Pacific	W	25	14	17,000

1952

Overall: 3-7-1

S20	West Texas St.	W	48	7	15,500
S27	at Rice	L	7	34	37,000
O4	at College/Pacific	L	21	42	15,700
O11	Texas Western	L	14	20	15,500
O18	Baylor	L	10	21	15,500
N1	Houston	L	7	20	20,000
N8	at North Texas St.	L	19	34	n/a
N15	at Hardin-Simmons	T	14	14	9,500
N22	at Arizona	W	19	14	n/a
N29	Tulsa (11)	L	20	26	15,500
O6	North Carolina St.	W	54	7	11,000

1953

Overall: 11-1 | Gator Bowl

S19	West Texas State	W	40	14	14,500
S26	at Texas Western	W	27	6	7,000
O3	at Oklahoma A&M	W	27	13	10,000
O10	Texas A&M	L	14	27	26,114
O17	College of Pacific	W	34	7	12,000
O24	New Mexico A&M	W	71	0	6,000
O31	at Mississippi State (18)W	27	20	16,000	
N7	Arizona	W	52	27	16,500
N14	at Tulsa	W	49	7	12,000
N21	at Houston	W	41	21	20,000
N28	Hardin-Simmons	W	46	12	15,000
J1	vs. Auburn (17)	W	35	13	28,641

1954

Overall: 7-2-1

S18	at Texas A&M	W	41	9	16,500
S25	West Texas State	W	33	7	14,000
O2	Oklahoma A&M	T	13	13	24,500
O9	Texas Western	W	55	28	15,000
O16	at Louisiana State	L	13	20	25,000
O23	at College of Pacific	L	7	20	14,171
N6	at Arizona	W	28	14	23,000
N13	Tulsa	W	55	13	18,000
N20	Houston	W	61	14	14,000
N27	at Hardin-Simmons	W	61	19	7,500

1955

Overall: 7-3-1 | Sun Bowl

S17	at Texas	W	20	14	47,000
S24	TCU	L	0	32	28,000
O1	at Oklahoma A&M	W	24	6	16,000
O8	at Texas Western	T	27	27	14,000
O22	at Houston	L	0	7	28,000
O29	West Texas State	W	27	24	16,000
N5	Arizona	W	27	7	17,000
N12	at Tulsa	W	34	7	14,322
N19	College of Pacific	W	13	7	16,500
N26	Hardin-Simmons	W	16	14	13,000
J2	at Wyoming	L	14	21	14,500

1956

Overall: 2-7-1

S22	Texas Western	L	13	17	17,000
S29	at Baylor	L	0	27	15,000
O6	at Texas A&M (11)	L	7	40	32,500
O13	West Texas State	L	14	34	20,500
O27	at Arizona	W	21	7	22,000
N3	Oklahoma A&M	T	13	13	17,000
N10	TCU (17)	W	21	7	22,000
N17	at Tulsa	L	7	10	12,152
N24	Houston	L	7	20	15,500
O1	at Hardin-Simmons	L	14	41	5,000

1957

Overall: 2-8

S21	West Texas State	L	0	19	22,000
S28	Texas A&M (2)	L	0	21	27,000
O5	at Louisiana State	L	14	19	16,000
O12	at Texas Western	L	14	26	11,000
O19	Baylor	L	12	15	23,000
O26	at Arizona	W	28	6	13,000
N2	at Oklahoma State	L	0	13	25,000
N9	Tulsa	L	0	3	18,500
N16	Hardin-Simmons	W	26	21	13,000
N23	at Arkansas	L	26	47	19,000

1958

Overall: 3-7

S20	at Texas A&M (20)	W	15	14	28,000
S27	West Texas State	W	32	7	23,100
O4	at Texas (17)	L	7	12	33,000
O11	at TCU	L	0	26	23,000
O18	Baylor	L	7	26	n/a
O31	at Tulane	L	0	27	27,000
N8	Arizona	W	33	6	13,000
N15	at Tulsa	L	7	9	12,278
N22	Arkansas	L	8	14	22,500
N29	at Houston	L	17	22	30,000

1959

Overall: 4-6

S19	vs. Texas A&M	W	20	14	25,000
S26	Oregon State	W	15	14	20,000
O3	Tulsa	W	8	7	12,000
O10	TCU	L	8	14	23,000
O17	at Baylor	L	7	14	n/a
O24	at SMU	L	13	21	30,000
O30	at Tulane	L	7	17	n/a
N7	at Arizona	L	26	30	14,500
N14	Houston	W	27	0	20,000
N21	at Arkansas (13)	L	8	27	35,000

1960

Overall: 3-6-1 | SWC: 1-5-1

S17	West Texas State	W	38	14	30,000
S24	at Texas A&M	T	14	14	13,000
O1	at Texas (13)	L	0	17	52,000
O8	at TCU	L	7	21	25,000
O15	at Baylor (7)	L	7	14	29,000
O22	SMU	W	28	7	32,000
O29	at Rice (13)	L	6	30	26,000
N5	Tulane	W	35	21	15,000
N12	Wyoming	L	7	10	20,000
N19	at Arkansas (7)	L	6	34	30,000

YEAR-BY-YEAR RESULTS



JT KING

1961-69

Career Record: 44-45-3 (.495)

1961

Overall: 4-6 | SWC: 2-5

S23	at Mississippi State	L	0	6	33,000
S30	*at Texas (6)	L	14	42	43,500
O7	*Texas A&M	L	7	38	38,500
O14	*TCU (21)	W	10	0	25,500
O21	*Baylor (23)	W	19	17	32,500
O28	*at SMU	L	7	8	17,000
N4	*Rice	L	7	42	34,000
N11	Boston College	W	14	6	20,000
N25	*at Arkansas (9)	L	0	28	41,000
D2	West Texas State	W	16	14	25,000

1962

Overall: 1-9 | SWC: 0-7

S22	West Texas State	L	27	30	41,000
S29	*Texas (3)	L	0	34	42,000
O6	*at Texas A&M	L	3	7	n/a
O13	*at TCU	L	13	35	22,000
O20	*at Baylor	L	6	28	16,000
O27	*SMU	L	0	14	32,000
N3	*at Rice	L	0	14	n/a
N10	at Boston College	L	13	42	11,200
N17	Colorado	W	21	12	10,000
N24	*Arkansas (7)	L	0	34	16,000

1963

Overall: 5-5 | SWC: 2-5

S21	Washington State	W	16	7	31,500
S28	*at Texas (4)	L	7	49	54,000
O5	*Texas A&M	W	10	0	38,000
O12	*TCU	L	3	35	31,500
O19	*Baylor	L	17	21	32,000
O26	*at SMU	W	13	6	19,000
N2	*Rice	L	3	17	36,500
N9	Kansas State	W	51	13	24,500
N16	at Texas Western	W	7	3	18,400
N23	*at Arkansas	L	20	27	25,000

1964

Overall: 6-4-1 | SWC: 3-3-1 | Sun Bowl

S19	Mississippi State	W	27	7	38,000
S26	*Texas (4)	L	0	23	47,100
O3	*at Texas A&M	W	16	12	25,000
O10	*at TCU	W	25	10	23,902
O17	*at Baylor	L	10	28	22,000
O24	*SMU	W	12	0	36,000
O31	*at Rice	T	6	6	n/a
N7	West Texas State	W	48	0	34,500
N14	Washington State	W	28	10	25,500
N21	*Arkansas (3)	L	0	17	45,000
D24	Georgia	L	0	7	23,292

1965

Overall: 8-3 | SWC: 5-2 | Gator Bowl

S18	Kansas	W	26	7	35,300
S25	*at Texas (3)	L	7	33	65,350
O2	*Texas A&M	W	20	16	43,000
O9	*TCU	W	28	24	35,000
O16	Oklahoma State	W	17	14	29,825
O23	*at SMU	W	26	24	40,000
O30	*Rice	W	27	0	43,555
N6	New Mexico State	W	48	9	28,753
N13	*Baylor	W	34	22	45,619
N20	*at Arkansas (2)	L	24	42	42,000
D31	Georgia Tech	L	21	31	60,127

1966

Overall: 4-6 | SWC: 2-5

S17	at Kansas	W	23	7	28,165
S24	*Texas	L	21	31	48,155
O1	*at Texas A&M	L	14	35	23,500
O8	*at TCU	L	3	6	25,064
O15	Florida State	L	33	42	28,307
O22	*SMU	L	7	24	40,354
O29	*at Rice	W	35	19	21,000
N5	Oklahoma State	W	10	7	28,175
N12	*Baylor	L	14	29	28,965
N19	*Arkansas (6)	W	21	16	34,565

1967

Overall: 6-4 | SWC: 5-2

S23	Iowa State	W	52	0	38,250
S30	*at Texas (8)	W	19	13	66,000
O7	Mississippi State	L	3	7	39,000
O12	*Texas A&M	L	24	28	48,240
O21	at Florida State	L	12	28	33,179
O28	*at SMU	W	21	7	34,000
N4	*Rice	W	24	10	45,150
N11	*at TCU	L	0	16	23,428
N18	*Baylor	W	31	29	34,000
N25	*at Arkansas	W	31	27	40,000

1968

Overall: 5-3-2 | SWC: 4-3

S21	Cincinnati	T	10	10	35,200
S28	*Texas (6)	W	31	22	50,167
O5	Colorado State	W	43	13	38,000
O12	*at Texas A&M	W	21	16	45,000
O19	at Mississippi State	T	28	28	20,000
O26	*SMU	L	18	39	50,352
N2	*at Rice	W	38	15	20,000
N9	*TCU	W	31	14	40,140
N16	*at Baylor	L	28	42	20,000
N23	*Arkansas (9)	L	7	42	48,165

1969

Overall: 5-5 | SWC: 4-3

S20	Kansas	W	38	22	42,250
S27	*at Texas (4)	L	7	49	65,200
O4	at Oklahoma State	L	10	17	28,500
O11	*Texas A&M	W	13	9	49,000
O18	Mississippi State	L	26	30	34,000
O25	*at SMU	W	27	24	27,465
N1	*Rice	W	24	14	38,500
N8	*at TCU	L	26	35	25,278
N15	*Baylor	W	41	7	32,000
N27	*at Arkansas (2)	L	0	33	45,000



JIM CARLEN

1970-74

Career Record: 37-20-2 (.644)

1970

Overall: 8-4 | SWC: 5-2 | Sun Bowl

S12	Tulane	W	21	14	43,250
S19	at Kansas	W	23	0	38,700
S26	*Texas (2)	L	13	35	53,124
O3	UC Santa Barbara	W	63	21	34,000
O10	*at Texas A&M	W	21	7	43,075
O17	at Mississippi State	L	16	20	20,000
O24	*SMU	W	14	10	46,258
O31	*at Rice	W	3	0	25,000
N7	*TCU	W	22	14	40,100
N14	*at Baylor	W	7	3	19,000
N21	*Arkansas (6)	L	10	24	50,125
D19	Georgia Tech (13)	L	9	17	26,188

1971

Overall: 4-7 | SWC: 2-5

S11	at Tulane	L	9	15	21,738
S18	New Mexico	L	10	13	37,200
S25	*at Texas (3)	L	0	28	76,639
O2	at Arizona	W	13	6	31,000
O9	*Texas A&M	W	28	7	44,380
O16	Boston College	W	14	6	32,480
O23	*at SMU	L	17	18	26,681
O30	*Rice	L	7	9	38,340
N6	*at TCU	L	6	17	22,138
N13	*Baylor	W	27	0	32,169
N20	*at Arkansas (17)	L	0	15	43,000

1972

Overall: 8-4 | SWC: 4-3 | Sun Bowl

S16	Utah	W	45	2	38,180
S23	at New Mexico	W	41	16	24,860
S30	*Texas (12)	L	20	25	52,187
O7	Tulsa	W	35	18	34,175
O14	*at Texas A&M	W	17	14	34,200
O21	Arizona	W	35	10	33,320
O28	*at SMU (18)	W	17	3	35,953
N4	*at Rice	W	10	6	20,000
N11	*TCU	L	7	31	40,120
N18	*at Baylor	W	13	7	18,000
N25	*Arkansas	L	14	24	35,275
O30	North Carolina (16)	L	28	32	27,877

PREVIEW

RED RAIDERS

STAFF

'22 REVIEW

HISTORY

RECORDS

TEXAS TECH

YEAR-BY-YEAR RESULTS

1973

Overall: 11-1 | SWC: 6-1 | Gator Bowl

S15	Utah	W	29	22	38,554
S22	New Mexico	W	41	7	30,218
S29	•at Texas (14)	L	12	28	77,809
O6	at Oklahoma State	W	20	7	41,000
O13	•Texas A&M	W	28	16	50,102
O20	at Arizona (19)	W	31	17	40,172
O27	•SMU	W	31	14	45,098
N3	•Rice	W	19	6	37,400
N10	•at TCU	W	24	10	25,029
N17	•Baylor	W	55	24	35,102
N24	•at Arkansas	W	24	17	42,061
D29	Tennessee (20)	W	28	19	62,109

1974

Overall: 6-4-2 | SWC: 3-4 | Peach Bowl

S14	Iowa State	W	24	3	38,442
S21	at New Mexico	T	21	21	17,719
S28	•Texas (6)	W	26	3	51,082
O5	Oklahoma State	W	14	13	42,158
O12	•at Texas A&M (16)	L	7	28	50,620
O19	Arizona (9)	W	17	8	40,231
O26	•at SMU	W	20	17	32,505
N2	•at Rice	L	7	21	19,500
N9	•TCU	W	28	0	40,189
N16	•at Baylor	L	10	17	32,000
N23	•Arkansas	L	13	21	38,327
D28	Vanderbilt	T	6	6	31,695



STEVE SLOAN

1975-77

Career Record: 23-12 (.657)

1975

Overall: 6-5 | SWC: 4-3

S13	Florida State	W	31	20	35,268
S20	New Mexico	W	24	17	39,160
S27	•at Texas (6)	L	18	42	77,809
O4	at Oklahoma St. (15)	L	16	17	43,500
O11	•Texas A&M (6)	L	9	38	52,254
O18	at Arizona (13)	L	28	32	39,854
O25	•SMU	W	37	20	36,020
N1	•Rice	W	28	24	38,205
N8	•at TCU	W	34	0	18,200
N15	•Baylor	W	33	10	36,594
N22	•at Arkansas (19)	L	14	31	36,600

1976

Overall: 10-2 | SWC: 7-1 | Bluebonnet Bowl

S11	Colorado	W	24	7	44,132
S25	at New Mexico	W	20	16	28,501
O9	•at Texas A&M (17)	W	27	16	52,651
O16	•at Rice	W	37	13	23,500
O23	Arizona	W	52	27	44,890
O30	•Texas (15)	W	31	28	54,187
N6	•at TCU	W	14	10	20,986
N13	•SMU	W	34	7	34,780
N20	•Houston (9)	L	19	27	45,102
N27	•at Arkansas	W	30	7	41,000
D4	•Baylor (18)	W	24	21	37,105
D31	Nebraska (9)	L	24	27	48,618

1977

Overall: 7-5 | SWC: 4-4 | Tangerine Bowl

S10	•at Baylor	W	17	7	45,800
S17	New Mexico	W	49	14	45,108
S24	•Texas A&M (6)	L	17	33	55,008
O1	at North Carolina	W	10	7	48,000
O8	at Arizona	W	32	26	41,500
O15	•Rice	W	42	7	42,689
O29	•at Texas (1)	L	0	26	78,809
N5	•TCU	W	49	17	42,124
N12	•at SMU	W	45	7	21,689
N19	•at Houston	L	7	45	43,989
N26	•Arkansas (6)	L	14	17	32,856
D23	Florida State (19)	L	17	40	44,502



REX DOCKERY

1978-80

Career Record: 15-16-2 (.484)

1978

Overall: 7-4 | SWC: 5-3

S9	at Southern Cal (9)	L	9	17	50,321
S23	Arizona	W	41	26	41,732
S30	•Texas (6)	L	7	24	54,012
O7	•at Texas A&M (7)	L	9	38	56,121
O14	at New Mexico	W	36	23	23,167
O21	•at Rice	W	42	28	20,000
N4	•Baylor	W	27	9	48,895
N11	•at TCU	W	27	17	17,228
N18	•SMU	W	19	16	45,101
N25	•Houston (5)	W	22	21	36,691
D2	•at Arkansas (8)	L	7	49	43,301

1979

Overall: 3-6-2 | SWC: 2-5-1

S8	Southern California (1)	L	7	21	52,991
S15	New Mexico	W	17	7	42,109
S22	at Arizona	T	14	14	40,476
S29	•at Baylor	L	17	27	35,800
O6	•Texas A&M	W	21	20	52,468
O13	•Arkansas	L	6	20	47,109
O20	•Rice	W	30	7	41,732
N3	•at Texas (8)	L	6	14	77,809
N10	•TCU	T	3	3	40,091
N17	•at SMU	L	10	35	42,226
N24	•at Houston (9)	L	10	14	25,637

1980

Overall: 5-6 | SWC: 3-5

S6	UT-El Paso	W	35	7	37,122
S13	North Carolina (15)	L	3	9	37,797
S20	New Mexico	W	28	17	38,873
S27	•Baylor	L	3	11	48,539
O4	•at Texas A&M	L	21	41	65,490
O18	•at Rice	W	10	3	10,000
N1	•Texas (12)	W	24	20	50,132
N8	•at TCU	L	17	24	18,752
N15	•SMU (18)	W	14	0	42,197
N22	•Houston	L	7	34	36,386
N29	•at Arkansas	L	16	22	50,926



JERRY MOORE

1981-85

Career Record: 16-37-2 (.302)

1981


Overall: 1-9-1 | SWC: 0-7-1

S12	at Colorado	L	27	45	34,884
S19	New Mexico	W	28	21	42,321
S26	•at Baylor	L	15	28	40,000
O3	•Texas A&M	L	23	24	50,081
O10	•Arkansas	L	14	26	41,866
O17	•Rice	L	23	30	40,073
O24	Washington	L	7	14	36,335
O31	•at Texas (6)	L	9	26	56,439
N7	•TCU	T	39	39	37,714
N14	•at SMU (8)	L	6	30	24,410
N21	•at Houston	L	7	15	25,169

1982

Overall: 4-7 | SWC: 3-5

S11	at New Mexico	L	0	14	22,720
S18	Air Force	W	31	30	38,964
S25	•Baylor	L	23	24	46,069
O2	•at Texas A&M	W	24	15	59,416
O9	•at Arkansas (9)	L	3	21	44,024
O16	•at Rice	W	23	21	25,000
O23	at Washington (1)	L	3	10	57,500
O30	•Texas	L	0	27	52,041
N6	•at TCU	W	16	14	22,104
N13	•SMU (2)	L	27	34	45,954
N20	•Houston	L	7	24	33,548



SWC CHAMPIONS

▲ TEXAS TECH claimed the Southwest Conference title in 1976 following three wins over top-25 teams.

YEAR-BY-YEAR RESULTS

1983

Overall: 3-7-1 | SWC: 3-4-1

S10	at Air Force	L	13	28	26,800
S24	at Baylor	W	26	11	38,000
O1	•Texas A&M	W	3	0	52,109
O8	New Mexico	L	10	30	36,543
O15	•Rice	W	14	3	43,611
O22	Tulsa	L	20	59	34,006
O29	at Texas (2)	L	3	20	75,225
N5	•TCU	T	10	10	37,507
N12	at SMU (7)	L	7	33	30,050
N19	at Houston	L	41	43	23,153
N26	•Arkansas	L	13	16	32,978

1984

Overall: 4-7 | SWC: 2-6

S15	UT-Arlington	W	44	7	35,121
S22	at New Mexico	L	24	29	24,529
S29	•Baylor	L	9	18	41,328
O6	at Texas A&M	W	30	12	51,365
O13	at Arkansas	L	0	24	54,986
O20	at Rice	W	30	10	13,105
O27	Tulsa	W	20	17	34,624
N3	•Texas (2)	L	10	13	50,722
N10	at TCU (15)	L	16	27	34,075
N17	•SMU (16)	L	0	31	31,864
N24	•Houston	L	17	24	27,373

1985

Overall: 4-7 | SWC: 1-7

S7	New Mexico	W	32	31	35,118
S14	at Tulsa	W	21	17	29,972
S21	North Texas State	W	28	7	33,494
S28	at Baylor	L	0	31	36,500
O5	•Texas A&M	L	27	28	50,148
O12	•Arkansas (6)	L	7	30	38,464
O19	•Rice	L	27	29	28,194
N2	at Texas	L	21	34	65,137
N9	•TCU	W	63	7	33,536
N16	at SMU	L	7	9	29,476
N23	at Houston	L	16	17	14,280



DAVID MCWILLIAMS

1986
Career Record: 7-4 (.636)

1986

Overall: 7-5 | SWC: 5-3 | Independence Bowl

S6	Kansas State	W	41	7	37,842
S13	at Miami, Fla. (2)	L	11	61	41,925
S20	New Mexico	W	14	7	36,520
S27	•Baylor (17)	L	14	45	41,046
O4	at Texas A&M (14)	L	8	45	62,876
O11	at Arkansas (8)	W	17	7	49,012
O18	at Rice	W	49	21	18,000
N1	•Texas	W	23	21	44,820
N8	at TCU	W	36	14	25,729
N15	•SMU	L	7	13	35,887
N22	•Houston	W	34	7	30,196
O20	Mississippi	L	17	20	46,369

Head Coach: David McWilliams (Dykes in bowl)



SPIKE DYKES

1986-99
Career Record: 82-67-1 (.547)

1987

Overall: 6-4-1 | SWC: 3-3-1

S5	at Florida State (8)	L	16	40	52,893
S12	Colorado State	W	33	24	28,786
S19	Lamar	W	43	14	27,795
S26	at Baylor	L	22	36	34,816
O3	•Texas A&M (15)	W	27	21	42,625
O10	•Arkansas (20)	L	0	31	40,586
O17	•Rice	W	59	7	25,314
O24	Tulsa	W	42	7	24,341
O31	at Texas	L	27	41	74,984
N7	•TCU	W	36	35	28,516
N21	at Houston	T	10	10	19,295

1988

Overall: 5-6 | SWC: 4-3

S3	North Texas	L	24	29	26,242
S10	at Arizona	L	19	35	46,334
S24	•Baylor	W	36	6	45,385
O1	at Texas A&M	L	15	50	63,822
O8	at Arkansas (20)	L	10	31	49,818
O15	at Rice	W	38	36	10,500
O29	•Texas	W	33	32	49,682
N5	at TCU	W	23	10	29,362
N12	Lamar	W	59	28	30,319
N19	•Houston (17)	L	29	30	27,204
O4	Oklahoma St. (12)*	L	42	45	56,000

* = Coca-Cola Bowl, Tokyo, Japan

1989

Overall: 9-3 | SWC: 5-3 | All-American Bowl

S9	Arizona (20)	W	24	14	35,940
S16	New Mexico	W	27	20	27,535
S23	at Oklahoma State	W	31	15	40,200
S30	at Baylor	L	15	29	38,785
O7	•Texas A&M (19)	W	27	24	50,743
O14	•Arkansas (7)	L	13	45	47,520
O21	•Rice	W	41	25	26,902
N4	at Texas (22)	W	24	17	81,826
N11	•TCU	W	37	7	39,255
N18	at SMU	W	48	24	21,865
N25	at Houston (13)	L	24	40	30,097
O28	Duke (20)	W	49	21	47,750

1990

Overall: 4-7 | SWC: 3-5

S8	at Ohio State (18)	L	10	17	88,707
S13	•Houston (18)	L	35	51	36,794
S22	at New Mexico	W	34	32	15,530
S29	•Baylor	L	15	21	48,926
O6	at Texas A&M (19)	L	24	28	68,593
O13	at Arkansas	W	47	44	50,114
O20	at Rice	L	21	42	15,200
O27	Miami, Fla. (8)	L	10	45	50,028
N3	•Texas (14)	L	22	41	50,276
N10	at TCU	W	40	28	28,730
N17	•SMU	W	62	7	31,355

1991

Overall: 6-5 | SWC: 5-3

S7	Cal State Fullerton	W	41	7	36,228
S14	Oregon	L	13	28	36,308
S21	at Wyoming	L	17	22	18,183
S28	•TCU	L	16	30	40,276
O5	•Texas A&M (23)	L	14	37	50,577
O12	at SMU	W	38	14	22,412
O26	•Rice	W	40	20	32,144
N2	at Texas	L	15	23	74,873
N9	•Arkansas	W	38	21	31,895
N16	at Baylor (20)	W	31	24	36,163
N30	at Houston	W	52	46	18,114

1992

Overall: 5-6 | SWC: 4-3

S3	Oklahoma (15)	L	9	34	48,691
S12	Wyoming	W	49	32	34,940
S19	at Oregon	L	13	16	28,361
S26	•Baylor	W	36	17	42,094
O3	at Texas A&M (5)	L	17	19	69,817
O10	at NC State (25)	L	13	48	41,800
O24	•SMU	W	39	25	34,056
O31	•Texas (25)	L	33	44	50,741
N7	at Rice	L	3	34	19,800
N14	at TCU	W	31	28	26,386
N21	•Houston	W	44	35	27,887

1993

Overall: 6-6, SWC: 5-2 (John Hancock Bowl)

S4	Pacific	W	55	7	29,164
S11	at Nebraska (9)	L	27	50	75,771
S18	at Georgia	L	37	52	74,511
S25	at Baylor	L	26	28	32,690
O2	•Texas A&M (14)	L	6	31	50,748
O9	North Carolina St.	L	34	36	26,943
O16	•Rice	W	45	16	27,812
O30	at Texas	W	31	22	63,132
N6	•TCU	W	49	21	31,922
N13	at SMU	W	41	24	15,714
N20	•Houston	W	58	7	28,652
O24	vs. Oklahoma (19)	L	10	41	43,848

1994

Overall: 6-6 | SWC: 4-3 | Cotton Bowl

S3	New Mexico	W	37	31	27,234
S8	Nebraska (1)	L	16	42	32,768
S17	at Oklahoma (21)	L	11	17	62,323
S24	•SMU	W	35	7	29,521
O1	at Texas A&M (10)	L	17	23	64,242
O8	at Rice	L	21	24	16,900
O22	•Baylor	W	38	7	29,443
O29	•Texas (19)	W	33	9	45,591
N12	Southwestern La.	W	39	7	27,636
N19	•Houston*	W	34	0	20,286
N25	at TCU	L	21	24	43,219
J2	vs. USC (21)	L	14	55	70,218

* = Played at The Alamodome, San Antonio, Texas

PREVIEW

RED RAIDERS

STAFF

'22 REVIEW

HISTORY

RECORDS

TEXAS TECH

YEAR-BY-YEAR RESULTS

1995

Overall: 9-3 | SWC: 5-2 | Copper Bowl

S9	at Penn State (4)	L	23	24	96,034
S16	Missouri	W	41	14	36,242
S30	at Baylor	L	7	9	40,882
O7	*Texas A&M (8)	W	14	7	51,205
O14	Arkansas State	W	63	25	37,521
O21	*Rice	W	31	26	33,991
O28	at New Mexico	W	34	7	25,088
N4	at Texas (13)	L	7	48	77,809
N11	*TCU	W	27	6	37,529
N18	at SMU	W	45	14	11,738
N25	at Houston	W	38	26	15,220
O27	vs. Air Force	W	55	41	41,004

1996

Overall: 7-5 | Big 12: 5-3 | Alamo Bowl

A31	at Kansas St. (21)	L	14	21	43,143
S7	*Oklahoma St.*	W	31	3	30,269
S21	at Georgia	L	12	15	73,116
S28	Utah State	W	58	20	39,778
O5	*Baylor	W	45	24	50,594
O12	at Kansas	W	30	17	46,500
O19	*Nebraska (5)	L	10	24	51,344
O26	at Texas A&M	W	13	10	70,147
N9	*Texas	L	32	38	50,607
N16	Southwestern La.	W	56	21	34,261
N23	at Oklahoma	W	22	12	61,217
O29	vs. Iowa (21)	L	0	27	55,677

* = Played at Texas Stadium, Irving, Texas

1997

Overall: 6-5 | Big 12: 5-3

A30	at Tennessee (5)	L	17	52	106,285
S13	Southwestern La.	W	59	14	35,953
S20	North Texas	L	27	30	43,620
O4	at Baylor	W	35	14	35,275
O11	*Kansas	W	17	7	43,012
O18	at Nebraska (2)	L	0	29	75,764
O25	*Texas A&M (20)	W	16	13	50,513
N1	*Kansas State (13)	L	2	13	38,322
N8	at Texas	W	24	10	76,110
N15	at Oklahoma St. (24)	W	27	3	39,400
N22	*Oklahoma	L	21	32	40,013

1998

Overall: 7-5 | Big 12: 4-4 | Independence Bowl

S5	Texas-El Paso	W	35	3	41,087
S12	at North Texas*	W	30	0	21,496
S19	Fresno State	W	34	28	40,035
S26	at Iowa State	W	31	24	33,810
O3	*Baylor	W	31	29	38,801
O10	*Oklahoma State	W	24	17	47,589
O17	at Colorado (19)	L	17	19	48,969
O24	at Texas A&M (8)	L	10	17	62,873
O31	*Missouri (18)	L	26	28	41,378
N14	*Texas (18)	W	42	35	50,647
N21	at Oklahoma	L	17	20	65,583
O31	vs. Mississippi	L	18	35	46,862

* = Played at Texas Stadium, Irving, Texas

1999

Overall: 6-5 | Big 12: 5-3

S6	at Arizona State	L	13	31	65,091
S11	at UL-Lafayette	W	38	17	18,128
S18	North Texas	L	14	21	45,824
O2	*Texas A&M (5)	W	21	19	53,513
O9	at Oklahoma State	L	21	41	44,125
O16	*Colorado	W	31	10	46,424
O23	at Baylor	W	35	7	27,815
O30	at Missouri	L	7	34	52,982
N6	*Iowa State	W	28	16	41,691
N13	at Texas (10)	L	7	58	83,882
N20	*Oklahoma	W	38	28	42,020



MIKE LEACH

2000-09

Career Record: 84-43 (.661)

2000

Overall: 7-6 | Big 12: 3-5 | GalleryFurniture Bowl

A26	New Mexico	W	24	3	42,238
S2	Utah State	W	38	16	35,913
S9	North Texas	W	13	7	36,925
S16	Louisiana-Lafayette	W	26	0	35,740
S30	at Texas A&M	L	15	33	83,644
O7	*Baylor	W	28	0	40,209
O14	*Nebraska (1)	L	3	56	48,961
O21	at Kansas St. (10)	L	23	28	51,140
O28	at Kansas	W	45	39	26,000
N4	*Texas (20)	L	17	29	53,027
N11	*Oklahoma State	W	58	0	44,710
N18	at Oklahoma (1)	L	13	28	75,364
O27	vs. East Carolina	L	27	40	33,899

2001

Overall: 7-5 | Big 12: 4-4 | Alamo Bowl

S8	New Mexico	W	42	30	48,924
S22	vs. North Texas*	W	42	14	20,852
S29	at Texas (5)	L	7	42	83,081
O6	*Kansas (ot) L	31	34	45,343	
O13	*Kansas State	W	38	19	46,536
O20	at Nebraska	L	31	41	77,838
O27	at Baylor	W	63	19	39,110
N3	*Texas A&M	W	12	0	52,649
N10	at Oklahoma State	W	49	30	32,332
N17	*Oklahoma	L	13	30	52,008
N24	Stephen F. Austin	W	58	3	31,114
O29	vs. Iowa	L	16	19	65,000

* = Played at Texas Stadium, Irving, Texas

2002

Overall: 9-5 | Big 12: 5-3 | Tangerine Bowl

A24	at Ohio State (12)	L	21	45	100,037
S7	at SMU	W	24	14	32,000
S14	Mississippi	W	42	28	40,228
S21	N.C. State (16)	(ot) L	48	51	35,864
S27	at New Mexico	W	49	0	35,111
O5	at Texas A&M (23)	(ot) W	48	47	86,478
O12	at Iowa State (11)	L	17	31	51,842
O19	*Missouri	W	52	38	42,781
O26	at Colorado (20)	L	13	37	50,478
N2	*Baylor	W	62	11	43,243
N9	*Oklahoma State	W	49	24	44,595
N16	*Texas (3)	W	42	38	52,047
N23	at Oklahoma (4)	L	15	60	75,553
O23	vs. Clemson	W	55	15	21,689

2003

Overall: 8-5 | Big 12: 4-4 | Houston Bowl

A30	SMU	W	58	10	44,364
S6	New Mexico	W	42	28	45,844
S20	at N.C. State	L	21	49	53,800
S27	at Mississippi	W	49	45	54,649
O4	*Texas A&M	W	59	28	51,772
O11	*Iowa State	W	52	21	49,627
O18	at Oklahoma State (23) L	49	51	48,500	
O25	at Missouri	L	31	62	60,192
N1	*Colorado	W	26	21	52,908
N8	at Baylor	W	62	14	33,102
N15	at Texas (6)	L	40	43	83,596
N22	*Oklahoma (1)	L	25	56	53,135
O30	vs. Navy	W	38	14	51,068

2004

Overall: 8-4 | Big 12: 5-3 | Holiday Bowl

S4	at SMU	W	27	13	34,689
S11	at New Mexico	L	24	27	38,746
S18	TCU	W	70	35	51,271
S25	at Kansas	W	31	30	37,422
O2	at Oklahoma (2)	L	13	28	84,580
O9	*Nebraska	W	70	10	52,594
O23	*Texas (5)	L	21	51	55,413
O30	at Kansas State	W	35	25	48,338
N6	*Baylor	W	42	17	53,121
N13	at Texas A&M (22)	(ot) L	25	32	82,278
N27	*Oklahoma State (23)	W	31	15	51,717
O30	vs. California (4)	W	45	31	63,711

2005

Overall: 9-3 | Big 12: 6-2 | Cotton Bowl

S10	Florida International	W	56	3	50,156
S17	Sam Houston State	W	80	21	50,171
S24	Indiana State	W	63	7	44,681
O1	*Kansas	W	30	17	52,601
O8	at Nebraska	W	34	31	77,580
O15	*Kansas State	W	59	20	50,813
O22	at Texas (2)	L	17	52	83,919
O29	at Baylor	W	28	0	43,525
N5	*Texas A&M	W	56	17	55,755
N12	at Oklahoma State	L	17	24	40,035
N19	*Oklahoma (25)	W	23	21	52,625
J2	vs. Alabama (13)	L	10	13	74,222

YEAR-BY-YEAR RESULTS

2006

Overall: 8-5 | Big 12: 4-4 | Insight Bowl

S2	SMU	W	35	3	50,362
S9	at UTEP	(ot) W	38	35	51,827
S16	at TCU (20)	L	3	12	45,647
S23	Southeastern La.	W	62	0	52,913
S30	*at Texas A&M	W	31	27	85,979
07	*Missouri (25)	L	21	38	49,050
014	*at Colorado	L	6	30	50,233
021	*at Iowa State	W	42	26	44,112
028	*Texas (5)	L	31	35	56,158
N4	*Baylor	W	55	21	51,303
N11	*at Oklahoma (17)	L	24	34	85,313
N18	*Oklahoma State	W	30	24	45,457
D29	vs. Minnesota	(ot) W	44	41	48,391

2007

Overall: 9-4 | Big 12: 4-4 | Gator Bowl

S3	at SMU	W	49	9	26,969
S8	UTEP	W	45	31	52,403
S15	at Rice	W	59	24	21,543
S22	*at Oklahoma State	L	45	49	37,850
S29	Northwestern State	W	75	7	52,893
06	*Iowa State	W	42	17	46,558
013	*Texas A&M	W	35	7	55,491
020	*at Missouri (15)	L	10	41	63,396
027	*Colorado	L	26	31	49,084
N3	*at Baylor	W	38	7	39,015
N10	*at Texas (15)	L	43	59	86,401
N17	*Oklahoma (3)	W	34	27	55,038
J1	vs. Virginia (20)	W	31	28	60,243

2008

Overall: 11-2 | Big 12: 7-1 | Cotton Bowl

A30	Eastern Washington	W	49	24	49,887
S6	at Nevada	W	35	19	24,453
S13	SMU	W	43	7	53,383
S20	Massachusetts	W	56	14	53,190
04	*at Kansas State	W	58	28	43,614
011	*Nebraska	(ot) W	37	31	53,449
018	*at Texas A&M	W	43	25	86,012
025	*at Kansas (19)	W	63	21	50,125
N1	*Texas (1)	W	39	33	56,333
N8	*Oklahoma State (8)	W	56	20	55,663
N22	*at Oklahoma (5)	L	21	65	85,646
N29	*Baylor	W	35	28	53,470
J2	vs. Mississippi	L	34	47	88,175

2009

Overall: 9-4 | Big 12: 5-3 | Alamo Bowl

S5	North Dakota	W	38	13	47,824
S12	Rice	W	55	10	48,124
S19	*at Texas (2)	L	24	34	101,297
S26	at Houston (17)	L	28	29	32,114
03	New Mexico	W	48	28	52,909
010	*Kansas State	W	66	14	47,382
017	*at Nebraska (15)	W	31	10	86,107
024	*Texas A&M	L	30	52	57,733
031	*Kansas	W	42	21	47,291
N14	*at Oklahoma State (17)	L	17	24	52,811
N21	*Oklahoma	W	41	13	50,479
N28	*vs. Baylor*	W	20	13	71,964
J2	vs. Michigan State	W	41	31	64,757

* = Played at AT&T Stadium, Arlington, Texas
Head Coach: Mike Leach/Ruffin McNeil (Bowl)



TOMMY TUBERVILLE

2010-12
Career Record: 20-17 (.552)

2010

Overall: 8-5 | Big 12: 3-5 | TicketCity Bowl

S5	SMU	W	35	27	57,528
S11	at New Mexico	W	52	17	25,734
S18	*Texas (4)	L	14	24	60,454
02	*at Iowa State	L	38	52	43,162
09	*vs. Baylor*	W	45	38	48,213
016	*Oklahoma State (18)	L	17	34	60,454
023	*at Colorado	W	27	24	47,665
030	*at Texas A&M	L	27	45	84,479
N6	*Missouri (14)	W	24	17	55,667
N13	*at Oklahoma (16)	L	7	45	85,116
N20	Weber State	W	64	21	55,083
N27	Houston	W	35	20	53,461
J1	vs. Northwestern	W	45	38	40,121

* = Played at Cotton Bowl Stadium, Dallas, Texas

2011

Overall: 5-7 | Big 12: 2-7

S3	Texas State	W	50	10	51,792
S17	at New Mexico	W	59	13	20,674
S24	Nevada	W	35	34	55,664
01	*at Kansas	W	45	34	39,621
08	*Texas A&M (23)	L	40	45	58,416
015	*Kansas State (17)	L	34	41	49,744
022	*at Oklahoma (1)	W	41	38	85,204
029	*Iowa State	L	7	41	59,260
N5	*at Texas (25)	L	20	52	100,506
N12	*Oklahoma State (2)	L	6	66	57,205
N19	*at Missouri	L	27	31	54,309
N26	*vs. Baylor* (20)	L	42	66	51,615

* = Played at AT&T Stadium, Arlington, Texas

2012

Overall: 8-5 | Big 12: 4-5 | Meineke Texas Bowl

S1	Northwestern State	W	44	6	50,236
S8	at Texas State	W	58	10	33,006
S15	New Mexico	W	49	14	58,955
S29	*at Iowa State	W	24	13	54,149
06	*Oklahoma (14)	L	20	41	60,800
013	*West Virginia (4)	W	49	14	57,328
020	*at TCU (21)	(3ot) W	56	53	47,894
027	*at Kansas State (4)	L	24	55	50,766
N3	*Texas (22)	L	22	31	60,879
N10	*Kansas	(2ot) W	41	34	55,052
N17	*at Oklahoma St. (24)	L	21	59	55,341
N24	*vs. Baylor*	(ot) L	45	52	44,168
D28	vs. Minnesota	W	34	31	50,386

* = Played at AT&T Stadium, Arlington, Texas
Head Coach: Tommy Tuberville/Chris Thomsen (Bowl)



KLIFF KINGSBURY

2013-18
Career Record: 35-40 (.467)

2013

Overall: 8-5 | Big 12: 4-5 | Holiday Bowl

A30	at SMU	W	41	23	34,790
S7	Stephen F. Austin	W	61	13	54,086
S12	*TCU (24)	W	20	10	58,702
S21	Texas State	W	33	7	60,997
05	*at Kansas	W	54	16	25,648
012	*Iowa State	W	42	35	57,367
019	*at West Virginia	W	37	27	54,084
026	*at Oklahoma (12)	L	30	38	84,734
N2	*Oklahoma State (12)	L	34	52	61,836
N9	*Kansas State	L	26	49	54,609
N16	*vs. Baylor* (4)	L	34	63	69,188
N28	*at Texas	L	16	41	100,668
D30	vs. Arizona State (16)	W	37	23	52,930

* = Played at AT&T Stadium, Arlington, Texas

2014

Overall: 4-8 | Big 12: 2-7

A30	Central Arkansas	W	42	35	60,778
S6	at UTEP	W	30	26	35,422
S13	Arkansas	L	28	49	60,277
S25	*at Oklahoma State (24)	L	35	45	55,958
04	*at Kansas State (22)	L	13	45	52,726
011	*West Virginia	L	34	37	58,502
018	*Kansas	W	34	21	54,071
025	*at TCU (10)	L	27	82	45,122
N1	*Texas	L	13	34	60,961
N15	*Oklahoma (24)	L	30	42	59,014
N22	*at Iowa State	W	34	31	50,877
N29	*vs. Baylor* (5)	L	46	48	54,179

* = Played at AT&T Stadium, Arlington, Texas

PREVIEW

RED RAIDERS

STAFF

'22 REVIEW

HISTORY

RECORDS

TEXAS TECH

YEAR-BY-YEAR RESULTS

2015

Overall: 7-6 | Big 12: 4-5 | AdvoCare Texas Bowl

S5	Sam Houston State	W	59	45	60,073
S12	UTEP	W	69	20	54,090
S19	at Arkansas	W	35	24	73,334
S26	*TCU (3)	L	52	55	61,283
O3	*vs. Baylor (5)*	L	35	63	56,179
010	*Iowa State	W	66	31	53,891
O17	*at Kansas	W	30	20	25,186
O24	*at Oklahoma (17)	L	27	63	85,312
O31	*Oklahoma State (12)	L	53	70	54,872
N7	*at West Virginia	L	26	31	54,932
N14	*Kansas State	W	59	44	53,833
N26	*at Texas	W	48	45	94,299
D29	vs. LSU (22)	L	27	56	71,307

* = Played at AT&T Stadium, Arlington, Texas

2016

Overall: 5-7 | Big 12: 3-6

S3	Stephen F. Austin	W	69	17	60,097
S10	at Arizona State	L	55	68	45,411
S17	Louisiana Tech	W	59	45	57,515
S29	*Kansas	W	55	19	56,494
O8	*at Kansas State	L	38	44	51,540
O15	*West Virginia (20)	L	17	48	54,111
O22	*Oklahoma (16)	L	59	66	60,478
O29	*at TCU	W (20T)27	24	45,619	
N5	*Texas	L	37	45	60,803
N12	*at Oklahoma State (13)	L	44	45	54,288
N19	*at Iowa State	L	10	66	50,787
N25	*vs. Baylor*	W	54	35	41,656

* = Played at AT&T Stadium, Arlington, Texas

2017

Overall: 6-7 | Big 12: 3-6 | Birmingham Bowl

S2	Eastern Washington	W	56	10	54,988
S16	Arizona State	W	52	45	58,547
S23	at Houston	W	27	24	36,383
S30	*Oklahoma State (15)	L	34	41	60,901
O7	*at Kansas	W	65	19	21,050
O14	*at West Virginia	L	35	46	60,928
O21	*Iowa State	L	13	31	57,045
O28	*at Oklahoma (10)	L	27	49	86,309
N4	*Kansas State	L (OT) 35	42	47,631	
N11	*vs. Baylor*	W	38	24	34,482
N18	*TCU (12)	L	3	27	51,278
N24	*at Texas	W	27	23	100,629
D23	vs. South Florida	L	34	38	28,623

* = Played at AT&T Stadium, Arlington, Texas

2018

Overall: 5-7 | Big 12: 3-6

S1	vs. Ole Miss*	L	27	47	40,333
S8	Lamar	W	77	0	52,126
S15	Houston	W	63	49	53,484
S22	*at Oklahoma St. (15)	W	41	17	53,166
S29	*West Virginia (12)	L	34	42	55,283
O11	*at TCU	W	17	14	44,387
O20	*Kansas	W	48	16	54,402
O27	*at Iowa State	L	31	40	57,908
N3	*Oklahoma (7)	L	46	51	60,454
N10	*Texas (19)	L	34	41	60,454
N17	*at Kansas State	L	6	21	47,287
N24	*vs. Baylor*	L	24	35	27,308

* = AdvoCare Texas Kickoff (NRG Stadium, Houston)

* = Played at AT&T Stadium, Arlington, Texas



MATT WELLS

2019-21
Career Record: 13-17 (433)

2019

Overall: 4-8 | Big 12: 2-7

A31	Montana State	W	45	10	54,183
S7	UTEP	W	38	3	56,957
S14	at Arizona	L	14	28	37,307
S28	*at Oklahoma (6)	L	16	55	84,416
O5	*Oklahoma State (21)	W	45	35	56,479
O12	*at Baylor (22)	L (20T)30	33	47,264	
O19	*Iowa State	L	24	34	52,315
O26	*at Kansas	L	34	37	31,036
N9	*at West Virginia	W	38	17	56,573
N16	*TCU	L	31	33	50,459
N23	*Kansas State	L	27	30	50,117
N29	*at Texas	L	24	49	93,747

2020

Overall: 4-6 | Big 12: 3-6

S12	Houston Baptist	W	35	33	11,157
S26	*Texas (8)	L (OT) 56	63	16,615	
O3	*at Kansas State	L	21	31	10,932
O10	*at Iowa State (24)	L	15	31	13,502
O24	*West Virginia	W	34	27	13,532
O31	*Oklahoma (24)	L	28	62	14,431
N7	*at TCU	L	18	34	12,356
N14	*Baylor	W	24	23	12,914
N28	*at Oklahoma St. (23)	L	44	50	14,645
D5	*Kansas	W	16	13	9,877

Note: Shortened season due to COVID-19 pandemic.

2021

Overall: 7-6 | Big 12: 3-6 | AutoZone Liberty Bowl

S4	vs. Houston*	W	38	21	43,478
S11	Stephen F. Austin	W	28	22	55,271
S18	Florida International	W	54	21	50,118
S25	*at Texas	L	35	70	98,349
O2	*at West Virginia	W	23	20	54,090
O9	*TCU	L	31	52	55,821
O16	*at Kansas	W	41	14	25,106
O23	*Kansas State	L	24	25	52,874
O30	*at Oklahoma (4)	L	21	52	82,732
N13	*Iowa State	W	41	38	47,158
N20	*Oklahoma State (9)	L	0	23	53,169
N27	*at Baylor (8)	L	24	27	43,901
D28	vs. Mississippi State	W	34	7	48,615

* = AdvoCare Texas Kickoff (NRG Stadium, Houston)

Head Coach: Matt Wells/Sonny Cumbie (2-3)



JOEY MCGUIRE

2022-present
Career Record: 8-5 (.615)

2022

Overall: 8-5 | Big 12: 5-4 | TaxAct Texas Bowl

S3	Murray State	W	63	10	58,823
S10	Houston (25)	W (20T)33	30	56,271	
S17	at N.C. State (12)	L	14	27	56,919
S24	*Texas (19)	W (OT) 37	34	60,975	
O1	*at Kansas State (25)	L	28	37	50,782
O8	*at Oklahoma State (7)	L	31	41	55,509
O22	*West Virginia	W	48	10	56,530
O29	*Baylor	L	17	45	60,705
N5	*at TCU (7)	L	24	34	44,760
N12	*Kansas	W	43	28	55,613
N19	*at Iowa State	W	14	10	52,676
N26	*Oklahoma	W (OT) 51	48	51,126	
D28	vs. Ole Miss	W	42	25	53,251

KEY: • Conference Game

SERIES RECORDS

OPPONENT	W-L-T	FIRST	LAST
Ablene Christian	6-3-0	1925	1949
Air Force	2-1-0	1982	1995
Alabama	0-1-0	2005	2005
Arizona	26-5-2	1932	2019
Arizona State	2-2-0	1999	2017
Arkansas	8-29-0	1957	2015
Arkansas State	1-0-0	1995	1995
Auburn	1-0-0	1954	1954
Austin College	1-0-1	1925	1932
Baylor	39-41-1	1929	2022
Boston College	2-1-0	1961	1971
Brigham Young	1-0-0	1940	1940
Cal State Fullerton	1-0-0	1991	1991
Cal St. Santa Barbara	1-0-0	1970	1970
Centenary	4-0-1	1936	1941
Central Arkansas	1-0-0	2014	2014
Cincinnati	0-0-1	1968	1968
Clarendon	2-0-0	1925	1926
Clemson	1-0-0	2002	2002
Colorado	5-5-0	1962	2010
Colorado Mines	2-0-0	1931	1932
Colorado State	2-0-0	1968	1987
Creighton	2-1-0	1937	1942
Daniel Baker	2-1-2	1926	1935
Denver	2-0-0	1946	1947
DePaul	1-1-1	1934	1936
Detroit	0-2-0	1935	1937
Dixie	1-0-0	1933	1933
Duke	1-0-0	1989	1989
Duquesne	2-1-0	1937	1938
Eastern Washington	2-0-0	2008	2017
Florida International	2-0-0	2005	2021
Florida State	1-4-0	1966	1987
Fresno State	1-0-0	1998	1998
Gonzaga	1-1-0	1938	1939
Georgia	0-3-0	1965	1996
Georgia Tech	0-2-0	1965	1970
Hardin-Simmons	14-7-3	1926	1957
Haskell	1-1-0	1931	1933
Houston	15-18-1	1951	2022
Houston Baptist	1-0-0	2020	2020
Howard Payne	1-3-0	1925	1930
Indiana State	1-0-0	2005	2005
Iowa	0-2-0	1996	2001
Iowa State	13-8-0	1967	2022

OPPONENT	W-L-T	FIRST	LAST
Kansas	22-2-0	1965	2022
Kansas State	9-14-0	1933	2022
Lamar	3-0-0	1987	2018
Louisiana-Lafayette	5-0-0	1994	2000
Louisiana State	0-3-0	1954	2015
Louisiana Tech	2-0-0	1933	2016
Loyola (LA)	2-2-0	1935	1941
Loyola (ND)	3-2-0	1934	1939
Lubbock AAF	1-2-0	1943	1944
McMurry	4-0-2	1925	1934
Marquette	2-1-0	1938	1940
Massachusetts	1-0-0	2008	2008
Miami, Fla.	1-4-0	1939	1990
Miami, Ohio	0-1-0	1948	1948
Michigan State	1-0-0	2009	2009
Minnesota	2-0-0	2006	2012
Missouri	3-6-0	1995	2011
Mississippi	3-4-0	1986	2022
Mississippi State	3-4-1	1953	2021
Montana	3-1-0	1937	1940
Montana State	2-0-0	1938	2019
Montezuma	1-0-0	1925	1925
Murray State	1-0-0	2022	2022
Nebraska	4-7-0	1976	2009
Nevada	2-0-0	2008	2011
New Mexico	37-6-2	1931	2012
New Mexico A&M	4-0-0	1930	1965
New Mexico Normal	1-0-0	1932	1932
North Carolina	1-2-0	1972	1980
North Carolina State	1-5-0	1952	2022
North Dakota	1-0-0	2009	2009
North Dakota State	0-0-1	1934	1934
North Texas	4-4-0	1952	2001
Northern Arizona	2-0-0	1937	1939
Northwestern	1-0-0	2010	2010
Northwestern State	2-0-0	2007	2012
Notre Dame (B)	1-0-0	1932	1932
Ohio State	0-2-0	1990	2002
Oklahoma	7-23-0	1992	2022
Oklahoma City	3-0-1	1934	1938
Oklahoma State	23-24-3	1935	2022
Oregon	0-2-0	1991	1992
Oregon State	1-0-0	1959	1959
Pacific	4-2-0	1952	1993
Panhandle A&M	2-0-0	1927	1932

OPPONENT	W-L-T	FIRST	LAST
Penn State	0-1-0	1995	1995
Rice	27-20-1	1942	2009
Sam Houston State	2-0-0	2005	2015
San Francisco	1-0-0	1940	1940
San Jose	0-1-0	1949	1949
Saint Louis	2-0-0	1940	1941
Schreiner	1-1-1	1926	1928
SMU	33-16-0	1932	2013
Southern California (USC)	0-3-0	1978	1994
South Florida	0-1-0	2017	2017
Southwestern	1-1-0	1944	1945
South Plains AAF	2-0-0	1943	1944
St. Edwards	3-0-0	1926	1928
St. Mary's (Calif.)	0-1-0	1938	1938
St. Mary's (TX)	1-0-0	1935	1935
Stephen F. Austin	4-0-0	2001	2021
Sul Ross	2-0-1	1925	1929
Tennessee	1-1-0	1973	1997
Texas	18-54-0	1928	2022
Texas-Arlington	1-1-0	1943	1984
Texas-El Paso	15-6-1	1930	2019
Texas A&M	32-37-1	1927	2011
TCU	32-29-3	1926	2022
Texas State	3-0-0	2011	2013
Texas Wesleyan	2-0-0	1936	1939
Trinity	1-0-0	1932	1932
Tulane	2-3-0	1958	1971
Tulsa	11-12-0	1942	1987
Utah	2-0-0	1972	1973
Utah State	2-0-0	1996	2000
Vanderbilt	0-0-1	1974	1974
Virginia	1-0-0	2007	2007
Wake Forest	2-0-0	1940	1941
Washington	0-2-0	1981	1982
Washington State	2-0-0	1963	1964
Wayland	2-1-0	1925	1930
Weber State	1-0-0	2010	2010
West Texas State	20-7-0	1925	1964
West Virginia	6-5-0	1937	2022
Wichita	1-1-0	1935	1936
Wyoming	2-3-0	1938	1992
Totals	590-475-32		

PREVIEW

RED RAIDERS

STAFF

'22 REVIEW

HISTORY

RECORDS

TEXAS TECH



SERIES BREAKDOWN

ABILENE CHRISTIAN (6-3-0)

H: (5-2-0) A: (1-1-0) N: (0-0-0)

Nov. 11, 1925	Abilene, Texas	W, 10-7	n/a
Nov. 11, 1926	Lubbock, Texas	W, 28-7	n/a
Nov. 11, 1927	Abilene, Texas	L, 3-6	n/a
Nov. 10, 1928	Lubbock, Texas	L, 0-7	n/a
Nov. 11, 1929	Lubbock, Texas	L, 7-7	4,000
Nov. 11, 1930	Lubbock, Texas	W, 53-7	n/a
Nov. 6, 1931	Lubbock, Texas	W, 26-6	n/a
Sept. 21, 1941	Lubbock, Texas	W, 34-0	7,000
Sept. 10, 1949	Lubbock, Texas	W, 20-0	10,500

AIR FORCE (2-1-0)

H: (1-0-0) A: (0-1-0) N: (1-0-0)

Sept. 18, 1982	Lubbock, Texas	W, 31-30	38,964
Sept. 10, 1983	Location	L, 13-28	26,800
Dec. 27, 1995	Tucson, Ariz.	W, 55-41	41,004

ALABAMA (0-1-0)

H: (0-0-0) A: (0-0-0) N: (1-0-0)

Jan. 2, 2006	Dallas, Texas	L, 10-13	74,222
--------------	---------------	----------	--------

ARIZONA (26-5-2)

H: (13-1-0) A: (13-4-2) N: (0-0-0)

Oct. 14, 1932	Lubbock, Texas	W, 21-0	3,500
Oct. 14, 1933	Tucson, Ariz.	W, 7-0	5,000
Nov. 29, 1934	Tucson, Ariz.	W, 14-7	7,000
Nov. 11, 1935	Lubbock, Texas	L, 6-7	5,500
Dec. 5, 1936	Tucson, Ariz.	T, 7-7	7,500
Oct. 16, 1937	Lubbock, Texas	W, 20-0	4,500
Nov. 26, 1942	Tucson, Ariz.	W, 13-7	8,000
Nov. 23, 1946	Tucson, Ariz.	W, 16-0	8,000
Nov. 8, 1947	Lubbock, Texas	W, 41-28	11,000
Oct. 23, 1948	Tucson, Ariz.	W, 31-0	17,000
Oct. 22, 1949	Lubbock, Texas	W, 27-7	9,000
Nov. 18, 1950	Tucson, Ariz.	W, 39-7	15,500
Oct. 27, 1951	Lubbock, Texas	W, 41-0	16,000
Nov. 22, 1952	Tucson, Ariz.	W, 19-14	n/a
Nov. 7, 1953	Lubbock, Texas	W, 52-27	16,500
Nov. 6, 1954	Tucson, Ariz.	W, 28-14	23,000
Nov. 5, 1955	Lubbock, Texas	W, 27-7	17,000
Oct. 27, 1956	Tucson, Ariz.	W, 21-7	22,000
Oct. 26, 1957	Tucson, Ariz.	W, 28-6	13,000
Nov. 8, 1958	Lubbock, Texas	W, 33-6	13,000
Nov. 7, 1959	Tucson, Ariz.	L, 26-30	14,500
Oct. 2, 1971	Tucson, Ariz.	W, 13-6	31,000
Oct. 21, 1972	Lubbock, Texas	W, 35-10	33,320
Oct. 20, 1973	Tucson, Ariz.	W, 31-17	40,172
Oct. 19, 1974	Lubbock, Texas	W, 17-8	40,231
Oct. 18, 1975	Tucson, Ariz.	L, 28-32	39,854
Oct. 23, 1976	Lubbock, Texas	W, 52-27	44,890
Oct. 8, 1977	Tucson, Ariz.	W, 32-26	41,500
Sept. 23, 1978	Lubbock, Texas	W, 41-26	41,732
Sept. 22, 1979	Tucson, Ariz.	T, 14-14	40,476
Sept. 10, 1988	Tucson, Ariz.	L, 19-35	46,334
Sept. 9, 1989	Lubbock, Texas	W, 24-14	35,940
Sept. 14, 2019	Tucson, Ariz.	L, 14-28	37,307

ARIZONA STATE (2-2-0)

H: (1-0-0) A: (0-2-0) N: (1-0-0)

Sept. 6, 1999	Tempe, Ariz.	L, 13-31	65,091
Dec. 30, 2013	San Diego, Calif.	W, 37-23	52,930
Sept. 10, 2016	Tempe, Ariz.	L, 55-68	45,411
Sept. 16, 2017	Lubbock, Texas	W, 52-45	58,547

ARKANSAS (8-29-0)

H: (1-16-0) A: (7-13-0) N: (0-0-0)

Nov. 23, 1957	Fayetteville, Ark.	L, 26-47	19,000
Nov. 22, 1958	Lubbock, Texas	L, 8-14	22,500
Nov. 21, 1959	Fayetteville, Ark.	L, 8-27	35,000
Nov. 19, 1960	Lubbock, Texas	L, 6-34	30,000
Nov. 25, 1961	Fayetteville, Ark.	L, 0-28	41,000
Nov. 24, 1962	Lubbock, Texas	L, 0-34	16,000
Nov. 23, 1963	Fayetteville, Ark.	L, 20-27	25,000
Nov. 21, 1964	Lubbock, Texas	L, 0-17	45,000
Nov. 20, 1965	Fayetteville, Ark.	L, 24-42	42,000
Nov. 19, 1966	Lubbock, Texas	W, 21-16	34,565
Nov. 25, 1967	Fayetteville, Ark.	W, 31-27	40,000
Nov. 23, 1968	Lubbock, Texas	L, 7-42	48,165
Nov. 27, 1969	Fayetteville, Ark.	L, 0-33	45,000
Nov. 21, 1970	Lubbock, Texas	L, 10-24	50,125
Nov. 20, 1971	Fayetteville, Ark.	L, 0-15	43,000
Nov. 25, 1972	Lubbock, Texas	L, 14-24	35,275
Nov. 24, 1973	Fayetteville, Ark.	W, 24-17	42,061
Nov. 23, 1974	Lubbock, Texas	L, 13-21	38,367
Nov. 22, 1975	Fayetteville, Ark.	L, 14-31	36,600
Nov. 27, 1976	Fayetteville, Ark.	W, 30-7	41,000
Nov. 26, 1977	Lubbock, Texas	L, 14-17	32,856
Dec. 2, 1978	Fayetteville, Ark.	L, 7-49	43,301
Oct. 13, 1979	Lubbock, Texas	L, 6-20	47,109
Nov. 29, 1980	Fayetteville, Ark.	L, 16-22	50,926
Oct. 10, 1981	Lubbock, Texas	L, 14-26	41,866
Oct. 9, 1982	Fayetteville, Ark.	L, 3-21	44,024
Oct. 26, 1983	Lubbock, Texas	L, 13-16	32,978
Oct. 13, 1984	Fayetteville, Ark.	L, 0-24	54,986
Oct. 12, 1985	Lubbock, Texas	L, 7-30	38,464
Oct. 11, 1986	Fayetteville, Ark.	W, 17-7	49,012
Oct. 10, 1987	Lubbock, Texas	L, 0-31	40,586
Oct. 8, 1988	Fayetteville, Ark.	L, 10-31	49,818
Oct. 14, 1989	Lubbock, Texas	L, 13-45	47,520
Oct. 13, 1990	Fayetteville, Ark.	W, 47-44	50,114
Nov. 9, 1991	Fayetteville, Ark.	W, 38-21	31,895
Sept. 13, 2014	Lubbock, Texas	L, 28-49	60,277
Sept. 19, 2015	Fayetteville, Ark.	W, 35-24	73,334

ARKANSAS STATE (1-0-0)

H: (1-0-0) A: (0-0-0) N: (0-0-0)

Oct. 14, 1995	Lubbock, Texas	W, 63-25	37,521
---------------	----------------	----------	--------

AUBURN (1-0-0)

H: (0-0-0) A: (0-0-0) N: (1-0-0)

Jan. 1, 1954	Jacksonville, Fla.	W, 35-13	28,641
--------------	--------------------	----------	--------

AUSTIN COLLEGE (1-0-1)

H: (1-0-1) A: (0-0-0) N: (0-0-0)

Oct. 9, 1925	Lubbock, Texas	T, 3-3	n/a
Oct. 7, 1932	Lubbock, Texas	W, 64-0	3,300

BAYLOR (39-41-1)

H: (24-15-1) A: (11-20-0) N: (4-6-0)

Nov. 2, 1929	Waco, Texas	L, 0-34	n/a
Oct. 31, 1931	Waco, Texas	L, 0-32	n/a
Nov. 11, 1932	Lubbock, Texas	W, 14-2	5,000
Nov. 17, 1933	Lubbock, Texas	W, 13-0	n/a
Oct. 5, 1934	Lubbock, Texas	W, 14-7	5,000
Oct. 17, 1942	Lubbock, Texas	L, 7-14	8,000
Oct. 20, 1945	Lubbock, Texas	T, 7-7	9,000
Oct. 19, 1946	Lubbock, Texas	W, 13-6	13,000
Oct. 18, 1947	Lubbock, Texas	L, 6-32	14,000
Oct. 16, 1948	Waco, Texas	L, 0-13	20,000
Oct. 15, 1949	Lubbock, Texas	L, 7-28	18,000
Oct. 21, 1950	Waco, Texas	L, 12-26	12,000

Oct. 20, 1951	Waco, Texas	L, 20-40	22,000
Oct. 18, 1952	Lubbock, Texas	L, 10-21	15,500
Sept. 29, 1956	Waco, Texas	L, 0-27	15,000
Oct. 19, 1957	Lubbock, Texas	L, 12-15	23,000
Oct. 18, 1958	Lubbock, Texas	L, 7-26	n/a
Oct. 17, 1959	Waco, Texas	L, 7-14	n/a
Oct. 15, 1960	Lubbock, Texas	L, 7-14	29,000
Oct. 21, 1961	Lubbock, Texas	W, 19-17	32,500
Oct. 20, 1962	Waco, Texas	L, 6-28	16,000
Oct. 19, 1963	Lubbock, Texas	L, 17-21	32,000
Oct. 17, 1964	Waco, Texas	L, 10-28	22,000
Nov. 13, 1965	Lubbock, Texas	W, 34-22	45,619
Nov. 12, 1966	Lubbock, Texas	L, 14-29	28,965
Nov. 18, 1967	Lubbock, Texas	W, 31-29	34,000
Nov. 16, 1968	Waco, Texas	L, 28-42	20,000
Nov. 15, 1969	Lubbock, Texas	W, 41-7	32,000
Nov. 14, 1970	Waco, Texas	W, 7-3	19,000
Nov. 13, 1971	Lubbock, Texas	W, 27-0	32,169
Nov. 18, 1972	Waco, Texas	W, 13-7	18,000
Nov. 17, 1973	Lubbock, Texas	W, 55-24	35,102
Nov. 16, 1974	Waco, Texas	L, 10-17	32,000
Nov. 15, 1975	Lubbock, Texas	W, 33-10	36,594
Dec. 4, 1976	Lubbock, Texas	W, 24-21	37,105
Sept. 10, 1977	Waco, Texas	W, 17-7	45,800
Nov. 4, 1978	Lubbock, Texas	W, 27-9	48,895
Sept. 29, 1979	Waco, Texas	L, 17-27	35,800
Sept. 27, 1980	Lubbock, Texas	L, 3-11	48,539
Sept. 26, 1981	Waco, Texas	L, 15-28	40,000
Sept. 25, 1982	Lubbock, Texas	L, 23-24	46,069
Sept. 24, 1983	Waco, Texas	W, 26-11	38,000
Sept. 29, 1984	Lubbock, Texas	L, 9-18	41,328
Sept. 28, 1985	Waco, Texas	L, 0-31	36,500
Sept. 27, 1986	Lubbock, Texas	L, 14-45	41,046
Sept. 26, 1987	Waco, Texas	L, 22-36	34,816
Sept. 24, 1988	Lubbock, Texas	W, 36-6	45,385
Sept. 30, 1989	Waco, Texas	L, 15-29	38,785
Sept. 29, 1990	Lubbock, Texas	L, 15-21	48,926
Nov. 16, 1991	Waco, Texas	W, 31-24	36,163
Sept. 26, 1992	Lubbock, Texas	W, 36-17	42,094
Sept. 25, 1993	Waco, Texas	L, 26-28	32,690
Oct. 22, 1994	Lubbock, Texas	W, 38-7	29,443
Sept. 30, 1995	Waco, Texas	L, 7-9	40,882
Oct. 5, 1996	Lubbock, Texas	W, 45-24	50,594
Oct. 4, 1997	Waco, Texas	W, 35-14	35,275
Oct. 3, 1998	Lubbock, Texas	W, 31-29	38,801
Oct. 23, 1999	Waco, Texas	W, 35-7	27,815
Oct. 7, 2000	Lubbock, Texas	W, 28-0	40,209
Oct. 27, 2001	Waco, Texas	W, 63-19	39,110
Nov. 2, 2002	Lubbock, Texas	W, 62-11	43,243
Nov. 8, 2003	Waco, Texas	W, 62-14	33,102
Nov. 6, 2004	Lubbock, Texas	W, 42-17	53,121
Oct. 29, 2005	Waco, Texas	W, 28-0	43,525
Nov. 4, 2006	Lubbock, Texas	W, 55-21	51,303
Nov. 3, 2007	Waco, Texas	W, 38-7	39,015
Nov. 29, 2008	Lubbock, Texas	W, 35-28	53,470
Nov. 28, 2009	Arlington, Texas	W, 20-13	71,964
Oct. 9, 2010	Arlington, Texas	W, 45-28	48,213
Nov. 26, 2011	Arlington, Texas	L, 42-66	51,615
Nov. 20, 2012	Arlington, Texas	L, 45-52	44,168
Nov. 16, 2013	Arlington, Texas	L, 34-63	69,188
Nov. 29, 2014	Arlington, Texas	L, 46-48	54,179
Oct. 3, 2015	Arlington, Texas	L, 35-63	56,179
Nov. 25, 2016	Arlington, Texas	W, 54-35	41,656
Nov. 11, 2017	Arlington, Texas	W, 38-24	34,482
Nov. 24, 2018	Arlington, Texas	L, 24-35	27,308
Oct. 12, 2019	Waco, Texas	L, 30-33	47,264
Nov. 14, 2020	Lubbock, Texas	W, 24-23	12,914

SERIES BREAKDOWN

Nov. 27, 2021	Waco, Texas	L, 24-27	43,901
Oct. 29, 2022	Lubbock, Texas	L, 17-45	60,705

BOSTON COLLEGE (2-1-0)

H: (2-0-0) A: (0-1-0) N: (0-0-0)

Nov. 11, 1961	Lubbock, Texas	W, 14-6	20,000
Nov. 10, 1962	Boston, Mass.	L, 13-42	11,200
Oct. 16, 1971	Lubbock, Texas	W, 14-6	32,480

BYU (1-0-0)

H: (1-0-0) A: (0-0-0) N: (0-0-0)

Oct. 18, 1940	Lubbock, Texas	W, 21-20	7,000
---------------	----------------	----------	-------

CALIFORNIA (1-0-0)

H: (0-0-0) A: (0-0-0) N: (1-0-0)

Dec. 30, 2004	San Diego, Calif.	W, 45-31	63,711
---------------	-------------------	----------	--------

CAL STATE FULLERTON (1-0-0)

H: (1-0-0) A: (0-0-0) N: (0-0-0)

Sept. 7, 1990	Lubbock, Texas	W, 41-7	36,228
---------------	----------------	---------	--------

CAL STATE SANTA BARBARA (1-0-0)

H: (1-0-0) A: (0-0-0) N: (0-0-0)

Oct. 3, 1970	Lubbock, Texas	W, 63-21	34,000
--------------	----------------	----------	--------

CENTENARY (4-0-1)

H: (3-0-0) A: (1-0-1) N: (0-0-0)

Oct. 24, 1936	Lubbock, Texas	W, 12-6	8,000
Nov. 20, 1937	Shreveport, La.	W, 7-2	n/a
Nov. 11, 1939	Shreveport, La.	T, 0-0	n/a
Nov. 11, 1940	Lubbock, Texas	W, 26-6	8,000
Oct. 18, 1941	Lubbock, Texas	W, 25-0	7,000

CENTRAL ARKANSAS (1-0-0)

H: (1-0-0) A: (0-0-0) N: (0-0-0)

Aug. 30, 2014	Lubbock, Texas	W, 42-35	60,778
---------------	----------------	----------	--------

CINCINNATI (0-0-1)

H: (0-0-1) A: (0-0-0) N: (0-0-0)

Sept. 21, 1968	Lubbock, Texas	T, 10-10	35,200
----------------	----------------	----------	--------

CLARENDON (2-0-0)

H: (2-0-0) A: (0-0-0) N: (0-0-0)

Oct. 24, 1925	Lubbock, Texas	W, 13-7	n/a
Oct. 26, 1926	Lubbock, Texas	W, 14-0	n/a

CLEMSON (1-0-0)

H: (0-0-0) A: (0-0-0) N: (1-0-0)

Dec. 23, 2002	Orlando, Fla.	W, 55-15	21,689
---------------	---------------	----------	--------

COLORADO (5-5-0)

H: (4-0-0) A: (1-4-0) N: (0-0-0)

Nov. 17, 1962	Lubbock, Texas	W, 21-12	10,000
Sept. 11, 1976	Lubbock, Texas	W, 24-7	44,132
Sept. 12, 1981	Boulder, Colo.	L, 27-45	34,884
Oct. 17, 1989	Boulder, Colo.	L, 17-19	48,969
Oct. 16, 1999	Lubbock, Texas	W, 31-10	46,424
Oct. 26, 2002	Boulder, Colo.	L, 13-37	50,478
Nov. 1, 2003	Lubbock, Texas	W, 26-21	52,908
Oct. 14, 2006	Boulder, Colo.	L, 6-30	50,233
Oct. 27, 2007	Lubbock, Texas	L, 26-31	49,084
Oct. 23, 2010	Boulder, Colo.	W, 27-24	47,665

COLORADO MINES (2-0-0)

H: (1-0-0) A: (1-0-0) N: (0-0-0)

Oct. 23, 1931	Lubbock, Texas	W, 46-0	4,500
Oct. 22, 1932	Golden, Colo.	W, 21-0	n/a

COLORADO STATE (2-0-0)

H: (2-0-0) A: (0-0-0) N: (0-0-0)

Oct. 5, 1968	Lubbock, Texas	W, 43-13	38,000
Sept. 12, 1987	Lubbock, Texas	W, 33-24	28,786

CREIGHTON (2-1-0)

H: (2-0-0) A: (0-1-0) N: (0-0-0)

Nov. 25, 1937	Lubbock, Texas	W, 27-0	7,000
Nov. 8, 1941	Lubbock, Texas	W, 16-6	6,000
Nov. 14, 1942	Omaha, Neb.	L, 6-13	n/a

DANIEL BAKER (2-1-2)

H: (2-0-0) A: (1-1-2) N: (0-0-0)

Nov. 5, 1926	Brownwood, Texas	T, 0-0	n/a
Nov. 5, 1927	Lubbock, Texas	W, 19-7	1,300
Nov. 2, 1928	Brownwood, Texas	T, 0-0	n/a
Oct. 12, 1929	Brownwood, Texas	L, 2-6	2,700
Sept. 27, 1935	Lubbock, Texas	W, 27-6	n/a

DENVER (2-0-0)

H: (1-0-0) A: (1-0-0) N: (0-0-0)

Oct. 26, 1946	Lubbock, Texas	W, 21-6	11,000
Oct. 25, 1947	Denver, Colo.	W, 36-7	17,947

DEPAUL (1-1-1)

H: (1-1-0) A: (0-0-1) N: (0-0-0)

Nov. 16, 1934	Lubbock, Texas	W, 48-19	4,000
Oct. 12, 1935	Chicago, Ill.	T, 0-0	3,000
Nov. 20, 1936	Lubbock, Texas	L, 6-13	n/a

DETROIT (0-2-0)

H: (0-1-0) A: (0-1-0) N: (0-0-0)

Nov. 28, 1935	Lubbock, Texas	L, 7-12	n/a
Oct. 9, 1937	Detroit, Mich.	L, 0-34	11,000

DIXIE (1-0-0)

H: (1-0-0) A: (0-0-0) N: (0-0-0)

Oct. 6, 1933	Lubbock, Texas	W, 33-0	n/a
--------------	----------------	---------	-----

DUKE (1-0-0)

H: (0-0-0) A: (0-0-0) N: (1-0-0)

Dec. 28, 1989	Birmingham, Ala.	W, 49-21	47,750
---------------	------------------	----------	--------

DUQUESNE (2-1-0)

H: (1-0-0) A: (1-1-0) N: (0-0-0)

Nov. 11, 1937	Lubbock, Texas	W, 13-0	12,000
Sept. 30, 1938	Pittsburgh, Pa.	W, 7-6	12,000
Oct. 27, 1939	Pittsburgh, Pa.	L, 0-13	n/a

EAST CAROLINA (0-1-0)

H: (0-0-0) A: (0-0-0) N: (0-1-0)

Dec. 27, 2000	Houston, Texas	L, 27-40	33,899
---------------	----------------	----------	--------

EASTERN WASHINGTON (2-0-0)

H: (2-0-0) A: (0-0-0) N: (0-0-0)

Aug. 30, 2008	Lubbock, Texas	W, 49-24	49,887
Sept. 2, 2017	Lubbock, Texas	W, 56-10	54,988

FLORIDA INTERNATIONAL (2-0-0)

H: (2-0-0) A: (0-0-0) N: (0-0-0)

Sept. 10, 2005	Lubbock, Texas	W, 56-3	50,156
Sept. 18, 2021	Lubbock, Texas	W, 54-21	50,118

FLORIDA STATE (1-4-0)

H: (1-1-0) A: (0-2-0) N: (0-1-0)

Oct. 15, 1966	Lubbock, Texas	L, 33-42	28,307
Oct. 21, 1967	Tallahassee, Fla.	L, 12-28	33,179

Sept. 13, 1975	Lubbock, Texas	W, 31-20	35,268
Dec. 23, 1977	Orlando, Fla.	L, 17-40	44,502
Sept. 5, 1987	Tallahassee, Fla.	L, 16-40	52,893

FRESNO STATE (1-0-0)

H: (1-0-0) A: (0-0-0) N: (0-0-0)

Sept. 19, 1998	Lubbock, Texas	W, 34-28	40,035
----------------	----------------	----------	--------

GONZAGA (1-1-0)

H: (1-1-0) A: (0-0-0) N: (0-0-0)

Nov. 11, 1938	Lubbock, Texas	W, 7-0	10,000
Oct. 7, 1939	Lubbock, Texas	L, 0-6	n/a

GEORGIA (0-3-0)

H: (0-0-0) A: (0-2-0) N: (0-1-0)

Dec. 24, 1964	El Paso, Texas	L, 0-7	23,292
Sept. 18, 1993	Athens, Ga.	L, 37-52	74,511
Sept. 21, 1996	Athens, Ga.	L, 12-15	73,116

GEORGIA TECH (0-2-0)

H: (0-0-0) A: (0-0-0) N: (0-2-0)

Dec. 31, 1965	Jacksonville, Fla.	L, 21-31	60,127
Dec. 19, 1970	El Paso, Texas	L, 9-17	26,188

HARDIN-SIMMONS (14-7-3)

H: (10-4-1) A: (4-3-2) N: (0-0-0)

Oct. 15, 1926	Abilene, Texas	T, 0-0	3,000
Oct. 15, 1927	Lubbock, Texas	W, 10-6	2,000
Nov. 17, 1928	Lubbock, Texas	L, 0-19	n/a
Nov. 28, 1929	Abilene, Texas	L, 0-21	5,000
Nov. 27, 1930	Lubbock, Texas	L, 6-20	3,500
Nov. 26, 1931	Abilene, Texas	W, 6-0	n/a
Nov. 24, 1932	Lubbock, Texas	L, 12-13	4,000
Nov. 11, 1933	Lubbock, Texas	W, 7-0	6,500
Nov. 9, 1934	Lubbock, Texas	W, 13-0	3,500
Sept. 20, 1935	Abilene, Texas	W, 9-0	6,500
Nov. 21, 1941	Lubbock, Texas	W, 7-0	16,000
Nov. 21, 1942	Lubbock, Texas	T, 0-0	7,000
Nov. 30, 1946	Abilene, Texas	L, 6-21	13,000
Nov. 29, 1947	Lubbock, Texas	W, 14-6	20,000
Nov. 27, 1948	Abilene, Texas	W, 28-20	11,000
Nov. 26, 1949	Lubbock, Texas	W, 23-13	15,500
Dec. 2, 1950	Lubbock, Texas	L, 13-28	9,000
Dec. 1, 1951	Lubbock, Texas	W, 28-21	17,000
Nov. 15, 1952	Abilene, Texas	T, 14-14	9,500
Nov. 28, 1953	Lubbock, Texas	W, 46-12	15,000
Nov. 27, 1954	Abilene, Texas	W, 61-19	7,500
Nov. 26, 1955	Lubbock, Texas	W, 16-14	13,000
Dec. 1, 1956	Abilene, Texas	L, 14-41	5,000
Nov. 16, 1957	Lubbock, Texas	W, 26-21	13,000

HASKELL (1-1-0)

H: (1-0-0) A: (0-1-0) N: (0-0-0)

Oct. 13, 1931	Lawrence, Kan.	L, 0-8	n/a
Nov. 4, 1933	Lubbock, Texas	W, 26-6	n/a

HOUSTON (15-18-1)

H: (9-8-0) A: (5-10-1) N: (1-0-0)

Oct. 6, 1951	Houston, Texas	L, 0-6	24,000
Nov. 1, 1952	Lubbock, Texas	L, 7-20	20,000
Nov. 21, 1953	Houston, Texas	W, 41-21	20,000
Nov. 20, 1954	Lubbock, Texas	W, 61-14	14,000
Oct. 22, 1955	Houston, Texas	L, 0-7	28,000
Nov. 24, 1956	Lubbock, Texas	L, 7-20	15,500
Nov. 29, 1958	Houston, Texas	L, 17-22	30,000
Nov. 14, 1959	Lubbock, Texas	W, 27-0	20,000
Nov. 20, 1976	Lubbock, Texas	L, 19-27	45,102

PREVIEW

RED RAIDERS

STAFF

'22 REVIEW

HISTORY

RECORDS

TEXAS TECH

SERIES BREAKDOWN

Nov. 19, 1977	Houston, Texas	L, 7-45	43,989
Nov. 25, 1978	Lubbock, Texas	W, 22-21	36,691
Nov. 24, 1979	Houston, Texas	L, 10-14	25,637
Nov. 22, 1980	Lubbock, Texas	L, 7-34	36,386
Nov. 21, 1981	Houston, Texas	L, 7-15	25,169
Nov. 20, 1982	Lubbock, Texas	L, 7-24	33,548
Nov. 19, 1983	Houston, Texas	L, 41-43	23,153
Nov. 24, 1984	Lubbock, Texas	L, 17-24	27,373
Nov. 23, 1985	Houston, Texas	L, 16-17	14,280
Nov. 22, 1986	Lubbock, Texas	W, 34-7	30,196
Nov. 21, 1987	Houston, Texas	T, 10-10	19,295
Nov. 19, 1988	Lubbock, Texas	L, 29-30	27,204
Nov. 25, 1989	Houston, Texas	L, 24-40	30,097
Sept. 13, 1990	Lubbock, Texas	L, 35-51	36,794
Nov. 30, 1991	Houston, Texas	W, 52-46	18,114
Nov. 21, 1992	Lubbock, Texas	W, 44-35	27,887
Nov. 20, 1993	Lubbock, Texas	W, 58-7	28,652
Nov. 19, 1994	San Antonio, Texas	W, 34-0	20,286
Nov. 25, 1995	Houston, Texas	W, 38-26	15,220
Sept. 26, 2009	Houston, Texas	L, 28-29	32,114
Nov. 27, 2010	Lubbock, Texas	W, 35-20	53,461
Sept. 23, 2017	Houston, Texas	W, 27-24	36,383
Sept. 15, 2018	Lubbock, Texas	W, 63-49	53,484
Sept. 4, 2021	Houston, Texas	W, 38-21	43,478
Sept. 10, 2022	Lubbock, Texas	W, 33-30	56,271

HOUSTON BAPTIST (1-0-0)

H: (1-0-0) A: (0-0-0) N: (0-0-0)

Sept. 12, 2020	Lubbock, Texas	W, 35-33	11,157
----------------	----------------	----------	--------

HOWARD PAYNE (1-3-0)

H: (1-1-0) A: (0-2-0) N: (0-0-0)

Nov. 18, 1925	Brownwood, Texas	L, 0-29	n/a
Nov. 18, 1926	Lubbock, Texas	W, 27-6	3,500
Nov. 19, 1929	Lubbock, Texas	L, 0-24	1,500
Nov. 19, 1930	Brownwood, Texas	L, 7-26	n/a

INDIANA STATE (1-0-0)

H: (2-0-0) A: (0-0-0) N: (0-0-0)

Sept. 24, 2005	Lubbock, Texas	W, 63-7	44,681
----------------	----------------	---------	--------

IOWA (0-2-0)

H: (0-0-0) A: (0-0-0) N: (0-2-0)

Dec. 29, 1996	San Antonio, Texas	L, 0-27	55,677
Dec. 29, 2001	San Antonio, Texas	L, 16-19	65,000

IOWA STATE (13-8-0)

H: (8-4-0) A: (5-4-0) N: (0-0-0)

Sept. 23, 1967	Lubbock, Texas	W, 52-0	38,250
Sept. 14, 1974	Lubbock, Texas	W, 24-3	38,442
Sept. 26, 1998	Ames, Iowa	W, 31-24	33,810
Nov. 6, 1999	Lubbock, Texas	W, 28-16	41,691
Oct. 12, 2002	Ames, Iowa	L, 17-31	51,842
Oct. 11, 2003	Lubbock, Texas	W, 52-21	49,627
Oct. 21, 2006	Ames, Iowa	W, 42-26	44,112
Oct. 6, 2007	Lubbock, Texas	W, 42-17	46,558
Oct. 2, 2010	Ames, Iowa	L, 38-52	43,162
Oct. 29, 2011	Lubbock, Texas	L, 7-41	59,260
Sept. 29, 2012	Ames, Iowa	W, 24-13	54,149
Oct. 12, 2013	Lubbock, Texas	W, 42-35	57,367
Nov. 22, 2014	Ames, Iowa	W, 34-31	50,877
Oct. 10, 2015	Lubbock, Texas	W, 66-31	53,891
Nov. 19, 2016	Ames, Iowa	L, 10-66	50,787
Oct. 21, 2017	Lubbock, Texas	L, 13-31	57,045
Oct. 27, 2018	Lubbock, Texas	L, 34-42	55,283
Oct. 19, 2019	Lubbock, Texas	L, 24-34	52,315
Oct. 10, 2020	Ames, Iowa	L, 15-31	13,502

Nov. 13, 2021	Lubbock, Texas	W, 41-38	47,158
Nov. 19, 2022	Ames, Iowa	W, 14-10	52,676

KANSAS (22-2-0)

H: (11-1-0) A: (11-1-0) N: (0-0-0)

Sept. 18, 1965	Lubbock, Texas	W, 26-7	35,300
Sept. 17, 1966	Lawrence, Kan.	W, 23-7	28,165
Sept. 20, 1969	Lubbock, Texas	W, 38-22	42,250
Sept. 19, 1970	Lawrence, Kan.	W, 23-0	38,700
Oct. 12, 1996	Lawrence, Kan.	W, 30-17	46,500
Oct. 11, 1997	Lubbock, Texas	W, 17-7	43,012
Oct. 28, 2000	Lawrence, Kan.	W, 45-39	26,000
Oct. 6, 2001	Lubbock, Texas	L, 31-34	45,343
Sept. 25, 2004	Lawrence, Kan.	W, 31-30	37,422
Oct. 1, 2005	Lubbock, Texas	W, 30-17	52,601
Oct. 25, 2008	Lawrence, Kan.	W, 63-21	50,125
Oct. 31, 2009	Lubbock, Texas	W, 42-21	47,291
Oct. 1, 2011	Lawrence, Kan.	W, 45-34	39,621
Nov. 10, 2012	Lubbock, Texas	W, 41-34	55,052
Oct. 5, 2013	Lawrence, Kan.	W, 54-16	25,648
Oct. 18, 2014	Lubbock, Texas	W, 34-21	54,071
Oct. 17, 2015	Lawrence, Kan.	W, 30-20	25,186
Sept. 29, 2016	Lubbock, Texas	W, 55-19	56,494
Oct. 7, 2017	Lawrence, Kan.	W, 65-19	21,050
Oct. 20, 2018	Lubbock, Texas	W, 48-16	54,402
Oct. 26, 2019	Lawrence, Kan.	L, 24-37	31,036
Dec. 5, 2020	Lubbock, Texas	W, 16-13	9,877
Oct. 16, 2021	Lawrence, Kan.	W, 41-14	25,106
Nov. 12, 2022	Lubbock, Texas	W, 43-28	55,613

KANSAS STATE (9-14-0)

H: (7-6-0) A: (2-8-0) N: (0-0-0)

Nov. 30, 1933	Lubbock, Texas	W, 6-0	7,500
Nov. 9, 1963	Lubbock, Texas	W, 51-13	24,500
Sept. 6, 1986	Lubbock, Texas	W, 41-7	37,842
Aug. 31, 1996	Manhattan, Kan.	L, 14-21	43,143
Nov. 1, 1997	Lubbock, Texas	L, 2-13	38,322
Oct. 21, 2000	Manhattan, Kan.	L, 23-28	51,140
Oct. 13, 2001	Lubbock, Texas	W, 38-19	46,536
Oct. 30, 2004	Manhattan, Kan.	W, 35-25	48,338
Oct. 15, 2005	Lubbock, Texas	W, 59-20	50,813
Oct. 4, 2008	Manhattan, Kan.	W, 58-28	43,614
Oct. 10, 2009	Lubbock, Texas	W, 66-14	47,382
Oct. 15, 2011	Lubbock, Texas	L, 34-41	49,744
Oct. 27, 2012	Manhattan, Kan.	L, 24-55	50,766
Nov. 9, 2013	Lubbock, Texas	L, 26-49	54,609
Oct. 4, 2014	Manhattan, Kan.	L, 13-45	52,726
Nov. 14, 2015	Lubbock, Texas	W, 59-44	53,833
Oct. 8, 2016	Manhattan, Kan.	L, 38-44	51,540
Nov. 4, 2017	Lubbock, Texas	L, 35-42	47,631
Nov. 17, 2018	Manhattan, Kan.	L, 6-21	47,287
Nov. 23, 2019	Lubbock, Texas	L, 27-30	50,117
Oct. 3, 2020	Manhattan, Kan.	L, 21-31	10,932
Oct. 23, 2021	Lubbock, Texas	L, 24-25	52,874
Oct. 1, 2022	Manhattan, Kan.	L, 28-37	50,782

LAMAR (3-0-0)

H: (3-0-0) A: (0-0-0) N: (0-0-0)

Sept. 19, 1987	Lubbock, Texas	W, 43-13	27,795
Nov. 12, 1988	Lubbock, Texas	W, 59-28	30,319
Sept. 8, 2018	Lubbock, Texas	W, 77-0	52,126

LOUISIANA-LAFAYETTE (5-0-0)

H: (4-0-0) A: (1-0-0) N: (0-0-0)

Nov. 12, 1994	Lubbock, Texas	W, 39-7	27,636
Nov. 16, 1996	Lubbock, Texas	W, 56-21	34,261
Sept. 13, 1997	Lubbock, Texas	W, 59-14	35,953

Sept. 11, 1999	Lafayette, La.	W, 38-17	18,128
Sept. 16, 2000	Lubbock, Texas	W, 26-0	35,740

LOUISIANA STATE (0-3-0)

H: (0-0-0) A: (0-2-0) N: (0-1-0)

Oct. 16, 1954	Baton Rouge, La.	L, 13-20	25,000
Oct. 5, 1956	Baton Rouge, La.	L, 14-19	16,000
Dec. 29, 2015	Houston, Texas	L, 27-56	71,307

LOUISIANA TECH (2-0-0)

H: (2-0-0) A: (0-0-0) N: (0-0-0)

Oct. 20, 1933	Lubbock, Texas	W, 40-10	4,178
Sept. 17, 2016	Lubbock, Texas	W, 59-45	57,515

LOYOLA (LA) (2-3-0)

H: (1-1-0) A: (1-3-0) N: (0-0-0)

Oct. 26, 1934	Chicago, Ill.	L, 7-12	19,000
Oct. 5, 1935	Chicago, Ill.	L, 0-16	18,000
Nov. 12, 1936	Chicago, Ill.	L, 7-26	35,000
Oct. 5, 1940	Lubbock, Texas	W, 19-0	9,000
Oct. 10, 1941	Chicago, Ill.	W, 14-0	n/a

LOYOLA (MO) (3-1-0)

H: (1-0-0) A: (2-1-0) N: (0-0-0)

Nov. 12, 1936	New Orleans, La.	L, 0-14	5,000
Nov. 5, 1937	New Orleans, La.	W, 25-6	5,000
Nov. 5, 1938	Lubbock, Texas	W, 55-0	8,000
Dec. 1, 1939	New Orleans, La.	W, 13-0	n/a

LUBBOCK AAF (1-2-0)

H: (1-2-0) A: (0-0-0) N: (0-0-0)

Sept. 18, 1943	Lubbock, Texas	W, 26-14	8,000
Sept. 23, 1943	Lubbock, Texas	L, 7-10	n/a
Oct. 23, 1944	Lubbock, Texas	L, 13-27	n/a

MCMURRY (1-0-2)

H: (2-0-1) A: (2-0-1) N: (0-0-0)

Oct. 3, 1925	Lubbock, Texas	T, 0-0	4,500
Sept. 21, 1926	Abilene, Texas	W, 7-0	n/a
Oct. 20, 1928	Abilene, Texas	W, 3-0	n/a
Oct. 19, 1929	Abilene, Texas	T, 0-0	n/a
Oct. 11, 1930	Lubbock, Texas	W, 10-0	n/a
Sept. 29, 1934	Lubbock, Texas	W, 24-7	n/a

MARQUETTE (2-1-0)

H: (1-1-0) A: (0-1-0) N: (0-0-0)

Nov. 26, 1938	Lubbock, Texas	W, 21-2	12,000
Nov. 18, 1939	Lubbock, Texas	L, 19-22	8,000
Oct. 26, 1940	Milwaukee, Wis.	W, 20-13	9,000

MASSACHUSETTS (1-0-0)

H: (1-0-0) A: (0-0-0) N: (0-0-0)

Sept. 20, 2008	Lubbock, Texas	W, 56-14	53,190
----------------	----------------	----------	--------

MIAMI, FLA. (1-4-0)

H: (1-1-0) A: (0-3-0) N: (0-0-0)

Oct. 29, 1939	Coral Gables, Fla.	L, 0-19	n/a
Nov. 1, 1940	Lubbock, Texas	W, 61-14	9,000
Oct. 31, 1941	Coral Gables, Fla.	L, 0-6	25,000
Sept. 13, 1986	Coral Gables, Fla.	L, 11-61	41,925
Oct. 27, 1990	Lubbock, Texas	L, 10-45	50,028

MIAMI, OHIO (0-1-0)

H: (0-0-0) A: (0-0-0) N: (0-1-0)

Jan. 1, 1948	El Paso, Texas	L, 12-13	18,000
--------------	----------------	----------	--------

SERIES BREAKDOWN

MICHIGAN STATE (1-0-0)

H: (0-0-0) A: (0-0-0) N: (1-0-0)

Jan. 2, 2010	San Antonio, Texas	W, 41-31	64,757
--------------	--------------------	----------	--------

MINNESOTA (2-0-0)

H: (0-0-0) A: (0-0-0) N: (2-0-0)

Dec. 29, 2006	Tempe, Ariz.	W, 44-41	48,391
Dec. 28, 2012	Houston, Texas	W, 34-31	50,386

Missouri (3-6-0)

H: (3-2-0) A: (0-4-0) N: (0-0-0)

Sept. 16, 1995	Lubbock, Texas	W, 41-14	36,242
Oct. 31, 1998	Lubbock, Texas	L, 26-28	41,378
Oct. 30, 1999	Columbia, Mo.	L, 7-34	52,982
Oct. 19, 2002	Lubbock, Texas	W, 52-38	42,781
Oct. 25, 2003	Columbia, Mo.	L, 31-62	60,192
Oct. 7, 2006	Lubbock, Texas	L, 21-38	49,050
Oct. 20, 2007	Columbia, Mo.	L, 10-41	63,396
Nov. 6, 2010	Lubbock, Texas	W, 24-17	55,667
Nov. 19, 2011	Columbia, Mo.	L, 27-31	54,309

MISSISSIPPI (3-4-0)

H: (1-1-0) A: (1-0-0) N: (1-3-0)

Dec. 20, 1986	Lubbock, Texas	L, 17-20	46,369
Dec. 31, 1998	Shreveport, La.	L, 18-35	46,862
Sept. 14, 2002	Lubbock, Texas	W, 42-28	40,228
Sept. 27, 2003	Oxford, Miss.	W, 49-45	54,649
Jan. 2, 2009	Dallas, Texas	L, 34-47	88,175
Sept. 1, 2018	Houston, Texas	L, 27-47	40,333
Dec. 28, 2022	Hosuton, Texas	W, 42-25	53,251

MISSISSIPPI STATE (3-4-1)

H: (1-2-0) A: (1-2-1) N: (1-0-0)

Oct. 31, 1953	Starkville, Miss.	W, 27-20	16,000
Sept. 23, 1961	Starkville, Miss.	L, 0-6	33,000
Sept. 19, 1964	Lubbock, Texas	W, 27-7	38,000
Oct. 7, 1967	Lubbock, Texas	L, 3-7	39,000
Oct. 19, 1968	Starkville, Miss.	T, 28-28	20,000
Oct. 18, 1969	Lubbock, Texas	L, 26-30	34,000
Oct. 17, 1970	Starkville, Miss.	L, 16-20	20,000
Dec. 28, 2021	Memphis, Tenn.	W, 34-7	48,615

MONTANA (3-1-0)

H: (1-1-0) A: (2-0-0) N: (0-0-0)

Oct. 2, 1937	Lubbock, Texas	L, 6-13	8,000
Oct. 15, 1938	Missoula, Mo.	W, 19-13	8,000
Nov. 25, 1939	Lubbock, Texas	W, 13-0	n/a
Oct. 12, 1940	Missoula, Mo.	W, 32-19	n/a

MONTANA STATE (2-0-0)

H: (2-0-0) A: (0-0-0) N: (0-0-0)

Sept. 17, 1938	Lubbock, Texas	W, 35-0	7,500
Aug. 31, 2019	Lubbock, Texas	W, 45-10	54,183

MONTEZUMA (1-0-0)

H: (1-0-0) A: (0-0-0) N: (0-0-0)

Oct. 7, 1925	Lubbock, Texas	W, 30-0	n/a
--------------	----------------	---------	-----

MURRAY STATE (1-0-0)

H: (1-0-0) A: (0-0-0) N: (0-0-0)

Sept. 3, 2022	Lubbock, Texas	W, 63-10	58,823
---------------	----------------	----------	--------

NAVY (1-0-0)

H: (0-0-0) A: (0-0-0) N: (1-0-0)

Dec. 30, 2003	Houston, Texas	W, 38-14	51,068
---------------	----------------	----------	--------

NEBRASKA (4-7-0)

H: (2-3-0) A: (2-3-0) N: (0-1-0)

Dec. 31, 1976	Houston, Texas	L, 24-27	48,618
Sept. 11, 1993	Lincoln, Neb.	L, 27-50	75,771
Sept. 8, 1994	Lubbock, Texas	L, 16-42	32,768
Oct. 19, 1996	Lubbock, Texas	L, 10-24	51,344
Oct. 18, 1997	Lincoln, Neb.	L, 0-29	75,764
Oct. 14, 2000	Lubbock, Texas	L, 3-56	48,961
Oct. 20, 2001	Lincoln, Neb.	L, 31-41	77,838
Oct. 9, 2004	Lubbock, Texas	W, 70-10	52,594
Oct. 8, 2005	Lincoln, Neb.	W, 34-31	77,580
Oct. 11, 2008	Lubbock, Texas	W, 37-31	53,449
Oct. 17, 2009	Lincoln, Neb.	W, 31-10	86,107

NEVADA (2-0-0)

H: (1-0-0) A: (1-0-0) N: (0-0-0)

Sept. 6, 2008	Reno, Nev.	W, 35-19	24,453
Sept. 24, 2011	Lubbock, Texas	W, 35-34	55,664

NEW MEXICO (37-6-2)

H: (23-2-0) A: (14-4-0) N: (0-0-0)

Nov. 20, 1931	Lubbock, Texas	W, 32-6	2,500
Nov. 19, 1932	Albuquerque, N.M.	W, 39-6	n/a
Oct. 23, 1937	Lubbock, Texas	W, 27-0	7,500
Nov. 19, 1938	Lubbock, Texas	W, 17-7	6,500
Oct. 22, 1939	Lubbock, Texas	W, 19-7	n/a
Nov. 30, 1940	Albuquerque, N.M.	L, 14-19	600
Oct. 24, 1941	Lubbock, Texas	W, 36-0	7,000
Oct. 224, 1942	Albuquerque, N.M.	W, 20-0	n/a
Nov. 18, 1944	Lubbock, Texas	W, 13-7	1,500
Nov. 24, 1945	Albuquerque, N.M.	T, 6-6	n/a
Nov. 9, 1946	Albuquerque, N.M.	W, 27-0	8,000
Nov. 22, 1947	Albuquerque, N.M.	W, 26-20	11,000
Nov. 20, 1948	Lubbock, Texas	W, 14-7	11,500
Nov. 19, 1949	Albuquerque, N.M.	W, 27-0	10,000
Nov. 25, 1950	Lubbock, Texas	W, 37-12	7,000
Nov. 24, 1951	Albuquerque, N.M.	W, 60-14	n/a
Sept. 18, 1971	Lubbock, Texas	L, 10-13	37,200
Sept. 23, 1972	Albuquerque, N.M.	W, 41-16	24,860
Sept. 22, 1973	Lubbock, Texas	W, 41-7	30,218
Sept. 21, 1974	Albuquerque, N.M.	T, 21-21	17,719
Sept. 20, 1975	Lubbock, Texas	W, 24-17	39,160
Sept. 25, 1976	Albuquerque, N.M.	W, 20-16	28,501
Sept. 17, 1977	Lubbock, Texas	W, 49-14	45,108
Oct. 14, 1978	Albuquerque, N.M.	W, 36-23	23,167
Sept. 15, 1979	Lubbock, Texas	W, 17-7	42,109
Sept. 20, 1980	Lubbock, Texas	W, 28-17	38,873
Sept. 19, 1981	Lubbock, Texas	W, 28-21	42,321
Sept. 11, 1982	Albuquerque, N.M.	L, 0-14	22,720
Oct. 8, 1983	Lubbock, Texas	L, 10-30	36,543
Sept. 22, 1984	Albuquerque, N.M.	L, 24-29	24,529
Sept. 7, 1985	Lubbock, Texas	W, 32-31	35,118
Sept. 20, 1986	Lubbock, Texas	W, 14-7	36,520
Sept. 16, 1989	Lubbock, Texas	W, 27-20	27,535
Sept. 22, 1990	Albuquerque, N.M.	W, 34-32	15,530
Oct. 3, 1994	Lubbock, Texas	W, 37-31	27,234
Oct. 28, 1995	Albuquerque, N.M.	W, 34-7	25,088
Aug. 26, 2000	Lubbock, Texas	W, 24-3	42,238
Sept. 8, 2001	Lubbock, Texas	W, 42-30	48,924
Sept. 27, 2002	Albuquerque, N.M.	W, 49-0	35,111
Sept. 6, 2003	Lubbock, Texas	W, 42-28	45,844
Sept. 11, 2004	Albuquerque, N.M.	L, 24-27	38,746
Oct. 3, 2009	Lubbock, Texas	W, 48-28	52,909
Sept. 11, 2010	Albuquerque, N.M.	W, 52-17	25,734
Sept. 17, 2011	Albuquerque, N.M.	W, 59-13	20,674
Sept. 15, 2012	Lubbock, Texas	W, 49-14	58,955

NEW MEXICO A&M (4-0-0)

H: (3-0-0) A: (1-0-0) N: (0-0-0)

Oct. 3, 1930	Lubbock, Texas	W, 14-0	1,000
Oct. 3, 1931	Las Cruces, N.M.	W, 7-0	n/a
Oct. 24, 1953	Lubbock, Texas	W, 71-0	6,000
Nov. 6, 1965	Lubbock, Texas	W, 48-9	28,753

NEW MEXICO NORMAL (1-0-0)

H: (0-0-0) A: (1-0-0) N: (0-0-0)

Oct. 15, 1932	Las Vegas, N.M.	W, 43-7	n/a
---------------	-----------------	---------	-----

NORTH CAROLINA (1-2-0)

H: (0-1-0) A: (1-0-0) N: (0-1-0)

Dec. 30, 1970	El Paso, Texas	L, 28-32	27,877
Oct. 1, 1977	Chapel Hill, N.C.	W, 10-7	48,000
Sept. 13, 180	Lubbock, Texas	L, 3-9	37,797

NORTH CAROLINA STATE (1-5-0)

H: (1-2-0) A: (0-3-0) N: (0-0-0)

Dec. 6, 1952	Lubbock, Texas	W, 54-7	11,000
Oct. 10, 1992	Raleigh, N.C.	L, 13-48	41,800
Oct. 9, 1993	Lubbock, Texas	L, 34-36	26,943
Sept. 21, 2002	Lubbock, Texas	L, 48-51	35,864
Sept. 20, 2003	Raleigh, N.C.	L, 21-49	53,800
Sept. 17, 2022	Raleigh, N.C.	L, 14-27	56,919

NORTH DAKOTA (1-0-0)

H: (1-0-0) A: (0-0-0) N: (0-0-0)

Sept. 5, 2009	Lubbock, Texas	W, 38-13	47,824
---------------	----------------	----------	--------

NORTH DAKOTA STATE (0-0-1)

H: (0-0-1) A: (0-0-0) N: (0-0-0)

Nov. 23, 1934	Lubbock, Texas	T, 20-20	3,500
---------------	----------------	----------	-------

NORTH TEXAS (4-4-0)

H: (2-3-0) A: (0-1-0) N: (2-0-0)

Nov. 8, 1952	Denton, Texas	L, 19-34	n/a
Sept. 21, 1985	Lubbock, Texas	W, 28-7	33,494
Sept. 3, 1988	Lubbock, Texas	L, 24-29	26,424
Sept. 20, 1997	Lubbock, Texas	L, 27-30	43,620
Sept. 12, 1998	Irving, Texas	W, 30-0	21,496
Sept. 18, 1999	Lubbock, Texas	L, 14-21	45,824
Sept. 9, 2000	Lubbock, Texas	W, 13-7	36,925
Sept. 22, 2001	Irving, Texas	W, 42-14	20,852

NORTHERN ARIZONA (2-0-0)

H: (2-0-0) A: (0-0-0) N: (0-0-0)

Sept. 18, 1937	Lubbock, Texas	W, 6-0	4,200
Oct. 12, 1939	Lubbock, Texas	W, 54-0	n/a

NORTHWESTERN (1-0-0)

H: (0-0-0) A: (0-0-0) N: (1-0-0)

Jan. 1, 2011	Dallas, Texas	W, 45-38	40,121
--------------	---------------	----------	--------

NORTHWESTERN STATE UNIVERSITY (2-0-0)

H: (2-0-0) A: (0-0-0) N: (0-0-0)

Sept. 29, 2007	Lubbock, Texas	W, 75-7	52,893
Sept. 1, 2012	Lubbock, Texas	W, 44-6	50,236

NOTRE DAME (B) (1-0-0)

H: (1-0-0) A: (0-0-0) N: (0-0-0)

Oct. 28, 1932	Lubbock, Texas	W, 39-0	8,000
---------------	----------------	---------	-------

OHIO STATE (0-2-0)

H: (0-0-0) A: (0-2-0) N: (0-0-0)

Sept. 8, 1990	Columbus, Ohio	L, 10-17	88,707
Aug. 24, 2002	Columbus, Ohio	L, 21-45	100,037

PREVIEW

RED RAIDERS

STAFF

'22 REVIEW

HISTORY

RECORDS

TEXAS TECH

SERIES BREAKDOWN

OKLAHOMA (7-23-0)

H: (5-9-0) A: (2-13-0) N: (0-1-0)

Sept. 3, 1992	Lubbock, Texas	L, 9-34	48,691
Dec. 24, 1993	El Paso, Texas	L, 10-41	43,848
Sept. 17, 1994	Norman, Okla.	L, 11-17	62,323
Nov. 23, 1996	Norman, Okla.	W, 22-12	61,217
Nov. 22, 1997	Lubbock, Texas	L, 21-32	40,013
Nov. 21, 1998	Norman, Okla.	L, 17-20	65,583
Nov. 20, 1999	Lubbock, Texas	W, 38-28	42,020
Nov. 18, 2000	Norman, Okla.	L, 13-28	75,364
Nov. 17, 2001	Lubbock, Texas	L, 13-30	52,008
Nov. 23, 2002	Norman, Okla.	L, 15-60	75,553
Nov. 22, 2003	Lubbock, Texas	L, 25-56	53,135
Oct. 2, 2004	Norman, Okla.	L, 13-28	84,580
Nov. 19, 2005	Lubbock, Texas	W, 23-21	52,625
Nov. 11, 2006	Norman, Okla.	L, 24-34	85,313
Nov. 17, 2007	Lubbock, Texas	W, 34-27	55,038
Nov. 22, 2008	Norman, Okla.	L, 21-65	85,646
Nov. 21, 2009	Lubbock, Texas	W, 41-13	50,479
Nov. 13, 2010	Norman, Okla.	L, 7-45	85,116
Oct. 22, 2011	Norman, Okla.	W, 41-38	85,204
Oct. 6, 2012	Lubbock, Texas	L, 20-41	60,800
Oct. 26, 2013	Norman, Okla.	L, 30-38	84,734
Nov. 15, 2014	Lubbock, Texas	L, 30-42	59,014
Oct. 24, 2015	Norman, Okla.	L, 27-63	85,312
Oct. 22, 2016	Lubbock, Texas	L, 59-66	60,478
Oct. 28, 2017	Norman, Okla.	L, 27-49	86,309
Nov. 3, 2018	Lubbock, Texas	L, 46-51	60,454
Sept. 28, 2019	Norman, Okla.	L, 16-55	84,416
Oct. 31, 2020	Lubbock, Texas	L, 28-62	14,431
Oct. 30, 2021	Norman, Okla.	L, 21-52	82,732
Nov. 26, 2022	Lubbock, Texas	W, 51-48	51,126

OKLAHOMA CITY (3-0-1)

H: (1-0-0) A: (2-0-1) N: (0-0-0)

Oct. 12, 1934	Oklahoma City, Okla.	W, 20-0	n/a
Dec. 7, 1935	Oklahoma City, Okla.	T, 7-7	2,000
Oct. 3, 1936	Lubbock, Texas	W, 34-6	7,000
Oct. 8, 1938	Oklahoma City, Okla.	W, 60-0	12,000

OKLAHOMA STATE (23-23-3)

H: (13-8-2) A: (9-14-1) N: (1-1-0)

Nov. 2, 1935	Lubbock, Texas	W, 14-0	n/a
Nov. 6, 1936	Lubbock, Texas	W, 12-0	n/a
Oct. 10, 1937	Stillwater, Okla.	W, 14-6	n/a
Sept. 27, 1940	Stillwater, Okla.	T, 6-6	9,000
Oct. 3, 1941	Stillwater, Okla.	W, 16-6	n/a
Oct. 10, 1942	Lubbock, Texas	L, 6-9	6,000
Sept. 24, 1943	Stillwater, Okla.	L, 13-21	7,000
Oct. 7, 1944	Lubbock, Texas	L, 7-14	n/a
Nov. 17, 1945	Stillwater, Okla.	L, 6-46	n/a
Nov. 16, 1946	Lubbock, Texas	W, 4-7	13,000
Oct. 3, 1953	Stillwater, Okla.	W, 27-13	10,000
Oct. 2, 1954	Lubbock, Texas	T, 13-13	24,500
Oct. 1, 1955	Stillwater, Okla.	W, 24-6	16,000
Nov. 3, 1956	Lubbock, Texas	T, 13-13	17,000
Nov. 2, 1957	Stillwater, Okla.	L, 0-13	25,000
Oct. 16, 1965	Lubbock, Texas	W, 17-14	29,825
Nov. 5, 1966	Lubbock, Texas	W, 10-7	28,175
Oct. 4, 1969	Stillwater, Okla.	L, 10-17	28,500
Oct. 6, 1973	Stillwater, Okla.	W, 20-7	41,000
Oct. 5, 1974	Lubbock, Texas	W, 14-13	42,158
Oct. 4, 1975	Stillwater, Okla.	L, 16-17	43,500
Dec. 4, 1988	Tokyo, Japan	L, 42-45	56,000
Sept. 23, 1989	Stillwater, Okla.	W, 31-15	40,200
Sept. 7, 1996	Irving, Texas	W, 31-3	30,269
Nov. 15, 1997	Stillwater, Okla.	W, 27-3	39,400

Oct. 10, 1998	Lubbock, Texas	W, 24-17	47,589
Nov. 11, 2000	Lubbock, Texas	W, 58-0	44,710
Nov. 10, 2001	Stillwater, Okla.	W, 49-30	32,332
Nov. 9, 2002	Lubbock, Texas	W, 49-24	44,595
Oct. 18, 2003	Stillwater, Okla.	L, 49-51	48,500
Nov. 27, 2004	Lubbock, Texas	W, 31-15	51,717
Nov. 12, 2005	Stillwater, Okla.	L, 17-24	40,035
Nov. 18, 2006	Lubbock, Texas	W, 30-24	45,457
Sept. 22, 2007	Stillwater, Okla.	L, 45-49	37,850
Nov. 8, 2008	Lubbock, Texas	W, 56-20	55,663
Nov. 14, 2009	Stillwater, Okla.	L, 17-24	52,811
Oct. 16, 2010	Lubbock, Texas	L, 17-34	60,454
Nov. 12, 2011	Lubbock, Texas	L, 6-66	57,205
Nov. 17, 2012	Stillwater, Okla.	L, 21-59	55,341
Nov. 2, 2013	Lubbock, Texas	L, 34-52	61,836
Sept. 25, 2014	Stillwater, Okla.	L, 35-45	55,958
Oct. 31, 2015	Lubbock, Texas	L, 53-70	54,872
Nov. 12, 2016	Stillwater, Okla.	L, 44-45	54,288
Sept. 30, 2017	Lubbock, Texas	L, 34-41	60,901
Sept. 22, 2018	Stillwater, Okla.	W, 41-17	53,166
Oct. 5, 2019	Lubbock, Texas	W, 45-35	56,479
Nov. 28, 2020	Stillwater, Okla.	L, 44-50	14,645
Nov. 20, 2021	Lubbock, Texas	L, 0-23	53,169
Oct. 7, 2022	Stillwater, Okla.	L, 31-41	55,509

OREGON (0-2-0)

H: (0-1-0) A: (0-1-0) N: (0-0-0)

Sept. 14, 1991	Lubbock, Texas	L, 13-28	36,308
Sept. 19, 1992	Eugene, Ore.	L, 13-16	28,361

OREGON STATE (1-0-0)

H: (1-0-0) A: (0-0-0) N: (0-0-0)

Sept. 26, 1959	Lubbock, Texas	W, 15-14	20,000
----------------	----------------	----------	--------

PACIFIC (2-0-0)

H: (1-0-0) A: (0-0-0) N: (1-0-0)

Jan. 1, 1952	El Paso, Texas	W, 25-14	17,000
Sept. 4, 1993	Lubbock, Texas	W, 55-7	29,164

UNIVERSITY OF PACIFIC (2-2-0)

H: (2-0-0) A: (0-2-0) N: (0-0-0)

Oct. 4, 1952	Stockton, Calif.	L, 21-42	15,700
Oct. 17, 1953	Lubbock, Texas	W, 34-7	12,000
Oct. 23, 1954	Stockton, Calif.	L, 7-20	14,171
Nov. 19, 1955	Lubbock, Texas	W, 13-7	16,500

PANHANDLE A&M (2-0-0)

H: (2-0-0) A: (0-0-0) N: (0-0-0)

Sept. 24, 1927	Lubbock, Texas	W, 62-0	n/a
Sept. 17, 1932	Lubbock, Texas	W, 44-0	2,500

PENN STATE (0-1-0)

H: (0-0-0) A: (0-1-0) N: (0-0-0)

Sept. 9, 1995	University Park, Pa.	L, 23-24	96,034
---------------	----------------------	----------	--------

RICE (27-20-1)

H: (14-6-0) A: (13-14-1) N: (0-0-0)

Oct. 31, 1942	Houston, Texas	L, 7-19	10,000
Oct. 30, 1943	Houston, Texas	L, 0-13	5,000
Nov. 4, 1944	Houston, Texas	W, 13-7	10,000
Nov. 3, 1945	Houston, Texas	L, 0-13	17,000
Nov. 2, 1946	Houston, Texas	L, 6-41	25,000
Nov. 1, 1947	Houston, Texas	L, 7-40	16,000
Oct. 30, 1948	Lubbock, Texas	L, 7-14	19,000
Oct. 29, 1949	Houston, Texas	L, 0-28	18,000
Nov. 4, 1950	Houston, Texas	L, 7-13	20,000
Sept. 27, 1952	Houston, Texas	L, 7-34	37,000

Oct. 29, 1960	Houston, Texas	L, 6-30	26,000
Nov. 4, 1961	Lubbock, Texas	L, 7-42	34,000
Nov. 3, 1962	Houston, Texas	L, 0-14	n/a
Nov. 2, 1963	Lubbock, Texas	L, 3-17	36,500
Oct. 31, 1964	Houston, Texas	T, 6-6	n/a
Oct. 30, 1965	Lubbock, Texas	W, 27-0	43,555
Oct. 29, 1966	Houston, Texas	W, 35-19	21,000
Nov. 4, 1967	Lubbock, Texas	W, 24-10	45,150
Nov. 2, 1968	Houston, Texas	W, 38-15	20,000
Nov. 1, 1969	Lubbock, Texas	W, 24-14	38,500
Oct. 31, 1970	Houston, Texas	W, 3-0	25,000
Oct. 30, 1971	Lubbock, Texas	L, 7-9	38,340
Nov. 4, 1972	Houston, Texas	W, 10-6	20,000
Nov. 3, 1973	Lubbock, Texas	W, 19-6	37,400
Nov. 2, 1974	Houston, Texas	L, 7-21	19,500
Nov. 1, 1975	Lubbock, Texas	W, 28-24	38,205
Oct. 16, 1976	Houston, Texas	W, 37-13	23,500
Oct. 15, 1977	Lubbock, Texas	W, 42-7	42,689
Oct. 21, 1978	Houston, Texas	W, 42-28	20,000
Oct. 20, 1979	Lubbock, Texas	W, 30-7	41,732
Oct. 18, 1980	Houston, Texas	W, 10-3	10,000
Oct. 17, 1981	Lubbock, Texas	L, 23-30	40,073
Oct. 16, 1982	Houston, Texas	W, 23-21	25,000
Oct. 15, 1983	Lubbock, Texas	W, 14-3	43,611
Oct. 20, 1984	Houston, Texas	W, 30-10	13,105
Oct. 19, 1985	Lubbock, Texas	L, 27-29	28,194
Oct. 18, 1986	Houston, Texas	W, 49-21	18,000
Oct. 17, 1987	Lubbock, Texas	W, 59-7	25,314
Oct. 15, 1988	Houston, Texas	W, 38-36	10,500
Oct. 21, 1989	Lubbock, Texas	W, 41-25	26,902
Oct. 20, 1990	Houston, Texas	L, 21-42	15,200
Oct. 26, 1991	Lubbock, Texas	W, 40-20	32,144
Nov. 7, 1992	Houston, Texas	L, 3-34	19,800
Oct. 16, 1993	Lubbock, Texas	W, 45-16	27,000
Oct. 8, 1994	Houston, Texas	L, 21-24	16,900
Oct. 21, 1995	Lubbock, Texas	W, 31-26	33,591
Sept. 15, 2007	Houston, Texas	W, 59-24	21,543
Sept. 12, 2009	Lubbock, Texas	W, 55-10	48,124

SAM HOUSTON STATE (2-0-0)

H: (2-0-0) A: (0-0-0) N: (0-0-0)

Sept. 17, 2005	Lubbock, Texas	W, 80-21	50,171
Sept. 5, 2015	Lubbock, Texas	W, 59-45	60,073

SAN FRANCISCO (1-0-0)

H: (0-0-0) A: (1-0-0) N: (0-0-0)

Dec. 7, 1940	San Francisco, Calif.	W, 23-21	7,000
--------------	-----------------------	----------	-------

SAN JOSE (0-1-0)

H: (0-0-0) A: (0-0-0) N: (0-1-0)

Dec. 31, 1949	Fresno, Calif.	L, 13-20	10,000
---------------	----------------	----------	--------

SAINT LOUIS (2-0-0)

H: (1-0-0) A: (1-0-0) N: (0-0-0)

Nov. 21, 1940	Saint Louis, Mo.	W, 7-6	9,272
Nov. 15, 1941	Lubbock, Texas	W, 46-6	n/a

SCHREINER (1-0-1)

H: (1-0-1) A: (0-0-0) N: (0-0-0)

Oct. 2, 1926	Lubbock, Texas	T, 0-0	3,500
Sept. 29, 1928	Lubbock, Texas	W, 7-0	n/a

SMU (33-16-0)

H: (16-8-0) A: (17-8-0) N: (0-0-0)

Oct. 1, 1932	Lubbock, Texas	W, 6-0	n/a
Sept. 29, 1933	Lubbock, Texas	L, 0-14	6,000
Nov. 20, 1943	Dallas, Texas	W, 7-6	3,000

SERIES BREAKDOWN

Nov. 25, 1944	Lubbock, Texas	L, 6-7	5,000
Oct. 5, 1946	Dallas, Texas	W, 7-0	3,000
Oct. 2, 1948	Dallas, Texas	L, 6-41	23,000
Oct. 24, 1959	Dallas, Texas	L, 13-21	30,000
Oct. 22, 1960	Lubbock, Texas	W, 29-7	32,000
Oct. 28, 1961	Dallas, Texas	L, 7-8	17,000
Oct. 27, 1962	Lubbock, Texas	L, 0-14	32,000
Oct. 26, 1963	Dallas, Texas	W, 13-6	19,000
Oct. 24, 1964	Lubbock, Texas	W, 12-0	36,000
Oct. 23, 1965	Dallas, Texas	W, 26-24	40,000
Oct. 22, 1966	Lubbock, Texas	L, 7-24	40,354
Oct. 28, 1967	Dallas, Texas	W, 21-7	34,000
Oct. 26, 1968	Lubbock, Texas	L, 18-39	50,352
Oct. 25, 1969	Dallas, Texas	W, 27-24	27,465
Oct. 24, 1970	Lubbock, Texas	W, 14-10	46,258
Oct. 23, 1971	Dallas, Texas	L, 17-18	26,681
Oct. 28, 1972	Dallas, Texas	W, 17-3	35,561
Oct. 27, 1973	Lubbock, Texas	W, 31-14	45,098
Oct. 26, 1974	Dallas, Texas	W, 20-17	32,505
Oct. 25, 1975	Lubbock, Texas	W, 37-20	36,020
Nov. 13, 1976	Lubbock, Texas	W, 34-7	34,780
Nov. 12, 1977	Dallas, Texas	W, 45-7	21,689
Nov. 18, 1978	Lubbock, Texas	W, 19-16	45,101
Nov. 17, 1979	Dallas, Texas	L, 10-35	42,226
Nov. 15, 1980	Lubbock, Texas	W, 14-0	42,197
Nov. 14, 1981	Dallas, Texas	L, 6-30	24,410
Nov. 13, 1982	Lubbock, Texas	L, 27-34	45,954
Nov. 12, 1983	Dallas, Texas	L, 7-33	30,050
Nov. 17, 1984	Lubbock, Texas	L, 0-31	31,964
Nov. 16, 1985	Dallas, Texas	L, 7-9	29,476
Nov. 15, 1986	Lubbock, Texas	L, 7-13	35,887
Nov. 18, 1989	Dallas, Texas	W, 48-24	21,865
Nov. 17, 1990	Lubbock, Texas	W, 62-7	31,355
Oct. 12, 1991	Dallas, Texas	W, 38-14	22,412
Oct. 24, 1992	Lubbock, Texas	W, 39-25	34,056
Nov. 13, 1993	Dallas, Texas	W, 41-24	15,714
Sept. 24, 1994	Lubbock, Texas	W, 35-7	29,521
Nov. 18, 1995	Dallas, Texas	W, 45-14	11,738
Sept. 7, 2002	Dallas, Texas	W, 24-14	32,000
Aug. 30, 2003	Lubbock, Texas	W, 58-10	44,364
Sept. 4, 2004	Dallas, Texas	W, 27-13	34,689
Sept. 2, 2006	Lubbock, Texas	W, 35-3	50,362
Sept. 3, 2007	Dallas, Texas	W, 49-9	26,969
Sept. 13, 2008	Lubbock, Texas	W, 43-7	53,383
Sept. 5, 2010	Lubbock, Texas	W, 35-27	57,528
Aug. 30, 2013	Dallas, Texas	W, 41-23	34,790

SOUTHEASTERN LOUISIANA (1-0-0)

H: (1-0-0) A: (0-0-0) N: (0-0-0)

Sept. 23, 2006	Lubbock, Texas	W, 62-0	52,913
----------------	----------------	---------	--------

SOUTHERN CALIFORNIA (USC) (0-3-0)

H: (0-1-0) A: (0-1-0) N: (0-1-0)

Sept. 9, 1978	Los Angeles, Calif.	L, 9-17	50,321
Sept. 8, 1979	Lubbock, Texas	L, 7-21	52,991
Jan. 2, 1995	Dallas, Texas	L, 14-55	70,218

SOUTH FLORIDA (0-1-0)

H: (0-0-0) A: (0-0-0) N: (0-1-0)

Dec. 23, 2017	Birmingham, Ala.	L, 34-38	28,623
---------------	------------------	----------	--------

SOUTHWESTERN UNIVERSITY (1-1-0)

H: (1-1-0) A: (0-0-0) N: (0-0-0)

Oct. 21, 1944	Lubbock, Texas	L, 19-21	n/a
Sept. 22, 1945	Lubbock, Texas	W, 7-0	n/a

South Plains AAF (2-0-0)

H: (1-0-0) A: (1-0-0) N: (0-0-0)

Dec. 16, 1943	Lubbock, Texas	W, 14-12	6,000
Oct. 2, 1944	South Plains, Texas	W, 7-6	n/a

ST. EDWARDS (3-0-0)

H: (3-0-0) A: (0-0-0) N: (0-0-0)

Oct. 8, 1926	Lubbock, Texas	W, 7-6	3,500
Oct. 1, 1927	Lubbock, Texas	W, 13-6	3,000
Oct. 13, 1928	Lubbock, Texas	W, 13-6	n/a

ST. MARY'S (CALIF.) (0-1-0)

H: (0-0-0) A: (0-0-0) N: (0-1-0)

Jan. 2, 1938	Dallas, Texas	L, 13-20	n/a
--------------	---------------	----------	-----

ST. MARY'S (TX) (1-0-0)

H: (0-0-0) A: (1-0-0) N: (0-0-0)

Nov. 23, 1935	San Antonio, Texas	W, 27-0	n/a
---------------	--------------------	---------	-----

STEPHEN F. AUSTIN (4-0-0)

H: (4-0-0) A: (0-0-0) N: (0-0-0)

Nov. 24, 2001	Lubbock, Texas	W, 58-3	31,114
Sept. 7, 2013	Lubbock, Texas	W, 61-13	54,086
Sept. 3, 2016	Lubbock, Texas	W, 69-17	60,097
Sept. 11, 2021	Lubbock, Texas	W, 28-22	55,271

Sul Ross (2-0-1)

H: (1-0-1) A: (1-0-0) N: (0-0-0)

Oct. 31, 1925	Alpine, Texas	W, 21-7	n/a
Oct. 22, 1927	Lubbock, Texas	W, 6-0	2,000
Oct. 5, 1929	Lubbock, Texas	T, 7-7	6,000

TENNESSEE (1-1-0)

H: (0-0-0) A: (0-1-0) N: (1-0-0)

Dec. 29, 1973	Jacksonville, Fla.	W, 28-19	62,109
Aug. 30, 1997	Knoxville, Tenn.	L, 17-52	106,285

TEXAS (18-54-0)

H: (11-22-0) A: (7-32-0) N: (0-0-0)

Oct. 6, 1928	Austin, Texas	L, 0-12	n/a
Sept. 22, 1934	Lubbock, Texas	L, 6-12	8,000
Sept. 25, 1937	Austin, Texas	L, 12-25	10,000
Oct. 6, 1945	Austin, Texas	L, 0-33	n/a
Sept. 20, 1947	Austin, Texas	L, 0-33	30,000
Sept. 10, 1949	Austin, Texas	L, 0-43	28,000
Sept. 23, 1950	Lubbock, Texas	L, 14-28	19,500
Sept. 17, 1955	Austin, Texas	W, 20-14	47,000
Oct. 4, 1958	Austin, Texas	L, 7-12	33,000
Oct. 1, 1960	Austin, Texas	L, 0-17	52,000
Sept. 30, 1961	Austin, Texas	L, 14-42	43,500
Sept. 29, 1962	Lubbock, Texas	L, 0-34	42,000
Sept. 28, 1963	Austin, Texas	L, 7-49	54,000
Sept. 26, 1964	Lubbock, Texas	L, 0-23	47,100
Sept. 25, 1965	Austin, Texas	L, 7-33	65,350
Sept. 24, 1966	Lubbock, Texas	L, 21-31	48,155
Sept. 30, 1967	Austin, Texas	W, 19-13	66,000
Sept. 28, 1968	Lubbock, Texas	W, 31-22	50,167
Sept. 27, 1969	Austin, Texas	L, 7-49	65,200
Sept. 26, 1970	Lubbock, Texas	L, 13-35	53,124
Sept. 25, 1971	Austin, Texas	L, 0-28	76,639
Sept. 30, 1972	Lubbock, Texas	L, 20-25	52,187
Sept. 29, 1973	Austin, Texas	L, 12-28	77,809
Sept. 28, 1974	Lubbock, Texas	W, 26-3	51,082
Sept. 27, 1975	Austin, Texas	L, 18-42	77,809
Oct. 30, 1976	Lubbock, Texas	W, 31-28	54,187
Oct. 29, 1977	Austin, Texas	L, 0-26	78,809
Sept. 30, 1978	Lubbock, Texas	L, 7-24	54,012

Nov. 3, 1979	Austin, Texas	L, 6-14	77,809
Nov. 1, 1980	Lubbock, Texas	W, 24-20	50,132
Oct. 31, 1981	Austin, Texas	L, 9-26	56,439
Oct. 30, 1982	Lubbock, Texas	L, 0-27	52,041
Oct. 29, 1983	Austin, Texas	L, 3-20	75,225
Nov. 3, 1984	Lubbock, Texas	L, 10-13	50,722
Nov. 2, 1985	Austin, Texas	L, 21-34	65,137
Nov. 1, 1986	Lubbock, Texas	W, 23-21	44,820
Oct. 31, 1987	Austin, Texas	L, 27-41	74,984
Oct. 29, 1988	Lubbock, Texas	W, 33-32	49,682
Nov. 4, 1989	Austin, Texas	W, 24-17	81,826
Nov. 3, 1990	Lubbock, Texas	L, 22-41	50,276
Nov. 2, 1991	Austin, Texas	L, 15-23	74,873
Oct. 31, 1992	Lubbock, Texas	L, 33-44	50,741
Oct. 30, 1993	Austin, Texas	W, 31-22	63,132
Oct. 29, 1994	Lubbock, Texas	W, 33-9	45,591
Nov. 4, 1995	Austin, Texas	L, 7-48	77,809
Nov. 9, 1996	Lubbock, Texas	L, 32-38	50,607
Nov. 8, 1997	Austin, Texas	W, 24-10	76,110
Nov. 14, 1998	Lubbock, Texas	W, 42-35	50,647
Nov. 12, 1999	Austin, Texas	L, 7-58	83,882
Nov. 4, 2000	Lubbock, Texas	L, 17-29	53,027
Sept. 29, 2001	Austin, Texas	L, 7-42	83,081
Nov. 16, 2002	Lubbock, Texas	W, 42-38	52,047
Nov. 15, 2003	Austin, Texas	L, 40-43	83,596
Oct. 23, 2004	Lubbock, Texas	L, 21-51	55,413
Oct. 22, 2005	Austin, Texas	L, 17-52	83,919
Oct. 28, 2006	Lubbock, Texas	L, 31-35	56,158
Nov. 10, 2007	Austin, Texas	L, 43-59	86,401
Nov. 1, 2008	Lubbock, Texas	W, 39-33	56,663
Sept. 19, 2009	Austin, Texas	L, 24-34	101,297
Sept. 18, 2010	Lubbock, Texas	L, 14-24	60,454
Nov. 5, 2011	Austin, Texas	L, 20-52	100,506
Nov. 3, 2012	Lubbock, Texas	L, 22-31	60,879
Nov. 28, 2013	Austin, Texas	L, 16-41	100,668
Nov. 1, 2014	Lubbock, Texas	L, 13-34	60,961
Nov. 26, 2015	Austin, Texas	W, 48-45	94,299
Nov. 5, 2016	Lubbock, Texas	L, 37-45	60,803
Nov. 24, 2017	Austin, Texas	W, 27-23	100,629
Nov. 10, 2018	Lubbock, Texas	L, 34-41	60,454
Nov. 29, 2019	Austin, Texas	L, 24-49	93,747
Sept. 26, 2020	Lubbock, Texas	L, 56-63	16,615
Sept. 25, 2021	Austin, Texas	L, 35-70	98,349
Sept. 24, 2022	Lubbock, Texas	W, 37-34	60,975

TEXAS-ARLINGTON (1-1-0)

H: (1-1-0) A: (0-0-0) N: (0-0-0)

Nov. 13, 1943	Lubbock, Texas	L, 14-34	3,600
Sept. 15, 1984	Lubbock, Texas	W, 44-7	35,121

TEXAS-EL PASO (17-6-1)

H: (9-4-0) A: (7-2-1) N: (1-0-0)

Oct. 17, 1930	Lubbock, Texas	L, 0-31	n/a
Nov. 11, 1931	El Paso, Texas	L, 12-1	3,000
Oct. 28, 1933	El Paso, Texas	W, 12-0	n/a
Nov. 2, 1934	Lubbock, Texas	W, 27-0	n/a
Oct. 22, 1938	Odessa, Texas	W, 14-7	7,000
Sept. 23, 1939	El Paso, Texas	L, 2-7	n/a
Nov. 6, 1948	Lubbock, Texas	W, 46-6	14,000
Nov. 5, 1949	El Paso, Texas	W, 13-0	13,000
Oct. 28, 1950	Lubbock, Texas	W, 61-7	13,000
Nov. 3, 1951	El Paso, Texas	W, 27-7	8,500
Oct. 11, 1952	Lubbock, Texas	L, 14-20	15,500
Sept. 26, 1953	El Paso, Texas	W, 27-6	7,000
Oct. 9, 1954	Lubbock, Texas	W, 55-28	15,000
Oct. 8, 1955	El Paso, Texas	T, 27-27	14,000
Sept. 22, 1956	Lubbock, Texas	L, 13-17	17,000

PREVIEW

RED RAIDERS

STAFF

'22 REVIEW

HISTORY

RECORDS

TEXAS TECH

SERIES BREAKDOWN

Sept. 21, 1957	Lubbock, Texas	L, 0-19	22,000
Nov. 16, 1963	El Paso, Texas	W, 7-3	18,400
Sept. 6, 1980	Lubbock, Texas	W, 35-7	37,122
Sept. 5, 1998	Lubbock, Texas	W, 35-3	41,087
Sept. 9, 2006	El Paso, Texas	W, 38-35	51,827
Sept. 8, 2007	Lubbock, Texas	W, 45-31	52,403
Sept. 6, 2014	El Paso, Texas	W, 30-26	35,422
Sept. 12, 2015	Lubbock, Texas	W, 69-20	54,090
Sept. 7, 2019	Lubbock, Texas	W, 38-3	56,957

TEXAS A&M (32-37-1)

H: (17-13-0) A: (13-19-1) N: (2-5-0)

Oct. 28, 1927	Lubbock, Texas	L, 6-47	n/a
Sept. 24, 1932	Amarillo, Texas	L, 0-7	5,000
Oct. 3, 1942	College Station	L, 0-19	10,000
Oct. 2, 1943	College Station	L, 0-13	25,000
Sept. 30, 1944	San Antonio, Texas	L, 14-27	n/a
Sept. 29, 1945	San Antonio, Texas	L, 6-16	22,831
Sept. 28, 1946	Lubbock, Texas	W, 6-0	23,000
Sept. 27, 1947	San Antonio, Texas	L, 7-29	20,000
Sept. 25, 1948	San Antonio, Texas	W, 20-14	20,860
Sept. 24, 1949	College Station	L, 7-26	19,740
Sept. 30, 1950	San Antonio, Texas	L, 13-34	24,000
Sept. 29, 1951	College Station	L, 7-20	27,000
Oct. 10, 1953	Lubbock, Texas	L, 14-27	26,114
Sept. 18, 1954	College Station	W, 41-9	16,500
Oct. 6, 1956	College Station	L, 7-40	32,500
Sept. 28, 1957	Lubbock, Texas	L, 0-21	27,000
Sept. 20, 1958	College Station	W, 15-14	28,000
Sept. 19, 1959	Dallas, Texas	W, 20-14	25,000
Sept. 24, 1960	College Station	T, 14-14	13,000
Oct. 7, 1961	Lubbock, Texas	L, 7-38	38,500
Oct. 6, 1962	College Station	L, 3-7	n/a
Oct. 5, 1963	Lubbock, Texas	W, 10-0	38,000
Oct. 3, 1964	College Station	W, 16-12	25,000
Oct. 2, 1965	Lubbock, Texas	W, 20-16	43,000
Oct. 1, 1966	College Station	L, 14-35	23,500
Oct. 12, 1967	Lubbock, Texas	L, 24-28	48,240
Oct. 12, 1968	College Station	W, 21-16	45,000
Oct. 11, 1969	Lubbock, Texas	W, 13-9	49,000
Oct. 10, 1970	College Station	W, 21-7	43,075
Oct. 9, 1971	Lubbock, Texas	W, 28-7	44,380
Oct. 14, 1972	College Station	W, 17-14	34,200

Oct. 13, 1973	Lubbock, Texas	W, 28-16	50,102
Oct. 13, 1974	College Station	L, 7-28	50,620
Oct. 11, 1975	Lubbock, Texas	L, 9-38	52,254
Oct. 9, 1976	College Station	W, 27-16	52,651
Sept. 24, 1977	Lubbock, Texas	L, 17-33	55,008
Oct. 7, 1978	College Station	L, 9-38	56,121
Oct. 6, 1979	Lubbock, Texas	W, 21-20	52,468
Oct. 4, 1980	College Station	L, 21-41	65,490
Oct. 3, 1981	Lubbock, Texas	L, 23-24	50,081
Oct. 2, 1982	College Station	W, 24-15	59,416
Oct. 1, 1983	Lubbock, Texas	W, 3-0	52,109
Oct. 6, 1984	College Station	W, 30-12	51,365
Oct. 5, 1985	Lubbock, Texas	L, 27-29	28,194
Oct. 4, 1986	College Station	L, 8-45	62,876
Oct. 3, 1987	Lubbock, Texas	W, 27-21	42,625
Oct. 1, 1988	College Station	L, 15-50	63,822
Oct. 7, 1989	Lubbock, Texas	W, 7-24	50,743
Oct. 6, 1990	College Station	L, 24-28	68,593
Oct. 5, 1991	Lubbock, Texas	L, 14-37	50,577
Oct. 3, 1992	College Station	L, 17-19	69,817
Oct. 2, 1993	Lubbock, Texas	L, 6-31	50,748
Oct. 1, 1994	College Station	L, 17-23	64,242
Oct. 7, 1995	Lubbock, Texas	W, 14-7	51,205
Oct. 26, 1996	College Station	W, 13-10	70,147
Oct. 25, 1997	Lubbock, Texas	W, 16-13	50,513
Oct. 24, 1998	College Station	L, 10-17	62,873
Oct. 2, 1999	Lubbock, Texas	W, 21-41	44,125
Sept. 30, 2000	College Station	L, 15-33	83,644
Nov. 3, 2001	Lubbock, Texas	W, 12-0	52,649
Oct. 5, 2002	College Station	W, 48-47	86,478
Oct. 4, 2003	Lubbock, Texas	W, 59-28	51,772
Nov. 13, 2004	College Station	L, 25-32	82,278
Nov. 5, 2005	Lubbock, Texas	W, 56-17	55,755
Sept. 30, 2006	College Station	W, 31-27	85,979
Oct. 13, 2007	Lubbock, Texas	W, 35-7	55,491
Oct. 18, 2008	College Station	W, 43-25	86,012
Oct. 24, 2009	Lubbock, Texas	L, 30-52	57,733
Oct. 30, 2010	College Station	L, 27-45	84,479
Oct. 8, 2011	Lubbock, Texas	L, 40-45	58,416

TCU (32-30-3)

H: (18-10-3) A: (14-20-0) N: (0-0-0)

Oct. 30, 1926	Fort Worth, Texas	L, 16-28	n/a
Oct. 8, 1927	Fort Worth, Texas	L, 6-16	n/a
Oct. 27, 1928	Fort Worth, Texas	L, 6-28	6,000
Oct. 26, 1929	Lubbock, Texas	L, 0-22	6,500
Oct. 25, 1930	Fort Worth, Texas	L, 0-26	4,000
Sept. 26, 1936	Lubbock, Texas	W, 7-0	12,000
Nov. 7, 1942	Lubbock, Texas	W, 13-6	10,000
Nov. 6, 1943	Fort Worth, Texas	W, 40-20	3,000
Nov. 11, 1944	Fort Worth, Texas	L, 0-14	n/a
Nov. 10, 1945	Lubbock, Texas	W, 12-0	10,000
Oct. 14, 1950	Fort Worth, Texas	L, 6-19	12,000
Oct. 13, 1951	Lubbock, Texas	W, 33-19	19,000
Sept. 24, 1955	Lubbock, Texas	L, 0-32	28,000
Nov. 10, 1956	Lubbock, Texas	W, 21-7	22,000
Oct. 11, 1958	Fort Worth, Texas	L, 0-26	23,000
Oct. 10, 1959	Lubbock, Texas	L, 8-14	23,000
Oct. 8, 1960	Fort Worth, Texas	L, 7-21	25,000
Oct. 14, 1961	Lubbock, Texas	W, 10-0	25,500
Oct. 13, 1962	Fort Worth, Texas	L, 13-35	22,000
Oct. 12, 1963	Lubbock, Texas	L, 3-35	31,500
Oct. 10, 1964	Fort Worth, Texas	W, 25-10	23,902
Oct. 9, 1965	Lubbock, Texas	W, 28-24	35,000
Oct. 8, 1966	Fort Worth, Texas	L, 3-6	25,064
Nov. 11, 1967	Fort Worth, Texas	L, 0-16	23,428
Nov. 9, 1968	Lubbock, Texas	W, 31-14	40,140
Nov. 8, 1969	Fort Worth, Texas	L, 26-35	25,278
Nov. 7, 1970	Lubbock, Texas	W, 22-14	40,100
Nov. 6, 1971	Fort Worth, Texas	L, 6-17	22,138
Nov. 11, 1972	Lubbock, Texas	L, 7-31	40,120
Nov. 10, 1973	Fort Worth, Texas	W, 24-10	25,029
Nov. 9, 1974	Lubbock, Texas	W, 28-0	40,189
Nov. 8, 1975	Fort Worth, Texas	W, 34-0	18,200
Nov. 6, 1976	Fort Worth, Texas	W, 14-10	20,986
Nov. 5, 1977	Lubbock, Texas	W, 49-17	42,124
Nov. 11, 1978	Fort Worth, Texas	W, 27-17	17,228
Nov. 10, 1979	Lubbock, Texas	T, 3-3	40,091
Nov. 8, 1980	Fort Worth, Texas	L, 17-24	18,752
Nov. 7, 1981	Lubbock, Texas	T, 39-39	37,714
Nov. 6, 1982	Fort Worth, Texas	W, 16-14	22,104
Nov. 5, 1983	Lubbock, Texas	T, 10-10	37,507
Nov. 10, 1984	Fort Worth, Texas	L, 16-27	34,075

RIVALRY TROPHIES



THE CHANCELLOR'S SPURS - TEXAS

Texas Tech has faced its in-state rival Texas for the Chancellor's Spurs annually since 1996 when, for the first time, both university systems included a chancellor position. The tradition was started, on the Texas Tech side, by its first chancellor John T. Montford, who served in the position until 2001. Montford took possession of the traveling trophy - a pair of sterling silver boot spurs - for the first time in 1997 after a 24-10 victory by the Red Raiders in Austin. The series between Texas Tech and Texas dates much further than the start of the Chancellor's Spurs as the two schools first met in 1928 and have faced each other annually during each season since 1960. In fact, the 2023 regular-season finale between Texas Tech and Texas will mark the 73rd all-time meeting between the two rivals.



BATTLE FOR THE SADDLE TROPHY - TCU

Texas Tech and TCU brought back an old tradition in 2017 with the return of the Saddle Trophy. The two schools played for the Saddle Trophy for 10 seasons from 1961-70 before the trophy suddenly disappeared. After discussions between both schools, a new saddle was created by M.L. Leddy's Boots and Saddlery in Fort Worth. It sits on a stand and includes the logos for both TCU and Texas Tech. The Red Raiders shut out a 21st-ranked TCU team in the first-ever battle for the Saddle Trophy in 1961, which at the time was dubbed the "West Texas Championship." The two schools ultimately finished 5-5 against each other during the "West Texas Championship" era and then continued to face each other annually from 1971 until the Southwest Conference's closure in 1995. The 2023 contest between Texas Tech and TCU in Lubbock will mark the 66th all-time meeting.

SERIES BREAKDOWN

Nov. 9, 1985	Lubbock, Texas	W, 63-7	33,536
Nov. 8, 1986	Fort Worth, Texas	W, 36-14	25,729
Nov. 7, 1987	Lubbock, Texas	W, 36-35	28,516
Nov. 5, 1988	Fort Worth, Texas	W, 23-10	29,362
Nov. 11, 1989	Lubbock, Texas	W, 37-7	39,255
Nov. 10, 1990	Fort Worth, Texas	W, 40-28	28,730
Sept. 28, 1991	Lubbock, Texas	L, 16-30	40,276
Nov. 14, 1992	Fort Worth, Texas	W, 31-28	26,386
Nov. 6, 1993	Lubbock, Texas	W, 49-21	31,922
Nov. 25, 1994	Fort Worth, Texas	L, 21-24	43,219
Nov. 11, 1995	Lubbock, Texas	W, 27-6	37,529
Sept. 18, 2004	Lubbock, Texas	W, 70-10	51,271
Sept. 16, 2006	Fort Worth, Texas	L, 3-12	45,647
Oct. 20, 2012	Fort Worth, Texas	W, 56-53	47,494
Sept. 12, 2013	Lubbock, Texas	W, 20-10	58,702
Oct. 25, 2014	Fort Worth, Texas	L, 27-82	45,122
Sept. 26, 2015	Lubbock, Texas	L, 52-55	61,283
Oct. 29, 2016	Fort Worth, Texas	W, 27-24	45,619
Nov. 18, 2017	Lubbock, Texas	L, 3-27	51,278
Oct. 11, 2018	Fort Worth, Texas	W, 17-14	44,387
Nov. 16, 2019	Lubbock, Texas	L, 31-33	50,459
Nov. 7, 2020	Fort Worth, Texas	L, 18-34	12,356
Oct. 9, 2021	Lubbock, Texas	L, 31-52	55,821
Nov. 5, 2022	Fort Worth, Texas	L, 24-34	44,760

TEXAS STATE (3-0-0)

H: (0-0-0) A: (0-0-0) N: (0-0-0)

Sept. 3, 2011	Lubbock, Texas	W, 50-10	51,792
Sept. 8, 2012	San Marcos, Texas	W, 58-10	33,006
Sept. 21, 2013	Lubbock, Texas	W, 33-7	60,997

TEXAS WESLEYAN (2-0-0)

H: (1-0-0) A: (1-0-0) N: (0-0-0)

Sept. 19, 1936	Fort Worth, Texas	W, 26-7	4,500
Sept. 30, 1939	Lubbock, Texas	W, 30-0	n/a

TRINITY (1-0-0)

H: (1-0-0) A: (0-0-0) N: (0-0-0)

Nov. 4, 1932	Lubbock, Texas	W, 79-0	4,000
--------------	----------------	---------	-------

TULANE (2-3-0)

H: (2-0-0) A: (0-3-0) N: (0-0-0)

Oct. 31, 1958	New Orleans, La.	L, 0-27	27,000
Oct. 30, 1959	New Orleans, La.	L, 7-17	n/a
Nov. 5, 1960	Lubbock, Texas	W, 35-21	15,000
Sept. 12, 1970	Lubbock, Texas	W, 21-14	43,250
Sept. 11, 1971	New Orleans, La.	L, 9-15	21,738

TULSA (11-12-0)

H: (6-4-0) A: (5-7-0) N: (0-1-0)

Jan. 1, 1942	El Paso, Texas	L, 0-6	14,000
Oct. 9, 1943	Tulsa, Okla.	L, 7-34	13,000
Oct. 14, 1944	Tulsa, Okla.	L, 7-34	8,500
Oct. 13, 1945	Lubbock, Texas	L, 7-18	9,000
Oct. 12, 1946	Tulsa, Okla.	L, 6-21	15,000
Oct. 11, 1947	Lubbock, Texas	W, 14-7	13,000
Oct. 9, 1948	Tulsa, Okla.	W, 41-20	11,226
Oct. 8, 1949	Lubbock, Texas	W, 15-0	15,000
Nov. 11, 1950	Lubbock, Texas	L, 7-39	18,000
Nov. 17, 1951	Tulsa, Okla.	L, 14-21	n/a
Nov. 29, 1952	Tulsa, Okla.	L, 20-26	15,500
Nov. 14, 1953	Tulsa, Okla.	W, 49-7	12,000
Nov. 13, 1954	Tulsa, Okla.	W, 55-13	18,000
Nov. 12, 1955	Tulsa, Okla.	W, 34-7	14,322
Nov. 17, 1956	Tulsa, Okla.	L, 7-10	12,152
Nov. 9, 1957	Lubbock, Texas	L, 0-3	18,500
Nov. 15, 1958	Tulsa, Okla.	L, 7-9	12,278

Oct. 3, 1959	Lubbock, Texas	W, 8-7	12,000
Oct. 7, 1972	Lubbock, Texas	W, 35-18	34,175
Oct. 22, 1983	Lubbock, Texas	L, 20-59	34,006
Oct. 27, 1984	Lubbock, Texas	W, 20-17	34,624
Sept. 14, 1985	Tulsa, Okla.	W, 21-17	29,972
Oct. 24, 1987	Lubbock, Texas	W, 42-7	24,341

UTAH (2-0-0)

H: (2-0-0) A: (0-0-0) N: (0-0-0)

Sept. 16, 1972	Lubbock, Texas	W, 45-2	38,180
Sept. 15, 1973	Lubbock, Texas	W, 29-22	38,554

UTAH STATE (2-0-0)

H: (2-0-0) A: (0-0-0) N: (0-0-0)

Sept. 28, 1996	Lubbock, Texas	W, 58-20	39,778
Sept. 2, 2000	Lubbock, Texas	W, 38-16	35,913

VANDERBILT (0-0-1)

H: (0-0-0) A: (0-0-0) N: (0-0-1)

Dec. 28, 1974	Atlanta, Ga.	T, 6-6	31,695
---------------	--------------	--------	--------

VIRGINIA (1-0-0)

H: (0-0-0) A: (0-0-0) N: (1-0-0)

Jan. 1, 2008	Jacksonville, Fla.	W, 31-28	60,243
--------------	--------------------	----------	--------

WAKE FOREST (2-0-0)

H: (1-0-0) A: (1-0-0) N: (0-0-0)

Nov. 16, 1940	Lubbock, Texas	W, 12-7	10,000
Nov. 29, 1941	Winston-Salem, N.C.	W, 35-6	5,000

WASHINGTON (0-2-0)

H: (0-1-0) A: (0-1-0) N: (0-0-0)

Oct. 24, 1981	Lubbock, Texas	L, 7-14	36,335
Oct. 23, 1982	Seattle, Wash.	L, 3-10	57,500

WASHINGTON STATE (2-0-0)

H: (2-0-0) A: (0-0-0) N: (0-0-0)

Sept. 21, 1963	Lubbock, Texas	W, 16-7	31,500
Nov. 14, 1964	Lubbock, Texas	W, 28-10	25,500

WAYLAND (2-1-0)

H: (2-1-0) A: (0-0-0) N: (0-0-0)

Nov. 5, 1925	Lubbock, Texas	W, 120-0	n/a
Sept. 27, 1929	Lubbock, Texas	W, 19-0	3,500
Sept. 27, 1930	Lubbock, Texas	L, 0-6	3,500

WEBER STATE (1-0-0)

H: (1-0-0) A: (0-0-0) N: (0-0-0)

Nov. 20, 2010	Lubbock, Texas	W, 64-21	55,083
---------------	----------------	----------	--------

WEST TEXAS STATE (16-4-0)

H: (15-3-0) A: (1-1-0) N: (0-0-0)

Sept. 26, 1942	Lubbock, Texas	W, 39-0	6,000
Oct. 27, 1944	Canyon, Texas	W, 35-6	n/a
Oct. 27, 1945	Lubbock, Texas	W, 12-6	6,000
Sept. 21, 1946	Lubbock, Texas	W, 26-14	10,000
Oct. 4, 1947	Lubbock, Texas	W, 21-13	11,000
Sept. 18, 1948	Lubbock, Texas	W, 19-0	16,000
Oct. 1, 1949	Lubbock, Texas	W, 35-19	16,800
Oct. 7, 1950	Lubbock, Texas	L, 13-28	17,000
Sept. 22, 1951	Lubbock, Texas	W, 46-7	16,000
Sept. 20, 1952	Lubbock, Texas	W, 48-7	15,500
Sept. 19, 1953	Lubbock, Texas	W, 40-14	14,500
Sept. 25, 1954	Lubbock, Texas	W, 33-7	14,000
Oct. 29, 1955	Lubbock, Texas	W, 27-24	16,000
Oct. 13, 1956	Lubbock, Texas	L, 14-34	20,500
Oct. 12, 1957	Canyon, Texas	L, 14-26	11,000

Sept. 27, 1958	Lubbock, Texas	W, 32-7	23,100
Sept. 17, 1960	Lubbock, Texas	W, 38-14	30,000
Dec. 2, 1961	Lubbock, Texas	W, 16-14	25,000
Sept. 22, 1962	Lubbock, Texas	L, 27-30	41,000
Nov. 7, 1964	Lubbock, Texas	W, 48-0	34,500

WEST VIRGINIA (6-6-0)

H: (3-3-0) A: (3-2-0) N: (0-1-0)

Jan. 1, 1938	El Paso, Texas	L, 6-7	12,000
Oct. 13, 2012	Lubbock, Texas	W, 49-14	57,328
Oct. 19, 2013	Morgantown, W.Va.	W, 37-2	54,084
Oct. 11, 2014	Lubbock, Texas	L, 34-37	58,502
Nov. 7, 2015	Morgantown, W.Va.	L, 26-31	54,932
Oct. 15, 2016	Lubbock, Texas	L, 17-48	54,111
Oct. 14, 2017	Morgantown, W.Va.	L, 35-46	60,928
Sept. 29, 2018	Lubbock, Texas	L, 34-42	55,283
Nov. 9, 2019	Morgantown, W.Va.	W, 38-17	56,573
Oct. 24, 2020	Lubbock, Texas	W, 34-27	13,532
Oct. 2, 2021	Morgantown, W.Va.	W, 23-20	54,090
Oct. 22, 2022	Lubbock, Texas	W, 48-10	56,530

WICHITA STATE (1-1-0)

H: (1-1-0) A: (0-0-0) N: (0-0-0)

Oct. 4, 1935	Lubbock, Texas	W, 13-7	n/a
Oct. 9, 1936	Lubbock, Texas	L, 0-6	n/a

WT TEACHERS (4-3-0)

H: (1-1-0) A: (3-2-0) N: (0-0-0)

Nov. 26, 1925	Lubbock, Texas	W, 13-12	n/a
Nov. 25, 1926	Canyon, Texas	W, 7-2	5,000
Nov. 24, 1927	Lubbock, Texas	L, 9-12	5,000
Nov. 29, 1928	Canyon, Texas	W, 18-7	6,000
Dec. 6, 1929	Canyon, Texas	L, 0-20	1,500
Nov. 1, 1930	Canyon, Texas	L, 0-6	n/a
Sept. 25, 1931	Canyon, Texas	W, 21-0	5,000

WYOMING (2-3-0)

H: (2-1-0) A: (0-2-0) N: (0-0-0)

Sept. 24, 1938	Lubbock, Texas	W, 39-0	n/a
Jan. 2, 1956	Laramie, Wyo.	L, 14-21	14,500
Nov. 12, 1960	Lubbock, Texas	L, 7-10	20,000
Sept. 21, 1991	Laramie, Wyo.	L, 17-22	18,183
Sept. 12, 1992	Lubbock, Texas	W, 49-32	34,940

PREVIEW

RED RAIDERS

STAFF

'22 REVIEW

HISTORY

RECORDS

TEXAS TECH

BOWL HISTORY



▲ TEXAS TECH has made 40 postseason bowl appearances in its 98-year history, which ranks among the top-25 programs all-time in bowl games played. In addition, the Red Raiders rank tied for third among current Big 12 Conference programs in all-time bowl appearances.

BOWL LEADERS

Texas Tech All-Time Bowl Record: 16-23-1

School	Appearances
1. Alabama	70
2. Texas	58
Georgia	58
4. USC	56
Oklahoma	56
6. Tennessee	55
7. Nebraska	53
LSU	53
Ohio State	53
10. Penn State	52
11. Michigan	50
12. Florida	49
13. Florida State	47
13. Georgia Tech	46
Auburn	46
16. Arkansas	44
Clemson	44
18. Miami (Fla.)	43
Texas A&M	43
20. Washington	41
21. Texas Tech	40
Mississippi	40
West Virginia	40
BYU	40
25. Notre Dame	39

COACHING RECORDS

Head Coach	Appearances	Record
1. Mike Leach	9	5-4
2. Spike Dykes	7	2-5
3. Jim Carlen	4	1-2-1
4. Kliff Kingsbury	3	1-2
DeWitt Weaver	3	2-1
Dell Morgan	3	0-3
7. Steve Sloan	2	0-2
JT King	2	0-2
Pete Cawthon	2	0-2
10. Joey McGuire	1	1-0

ALL-TIME BOWL APPEARANCES

Season	Bowl	Opponent	Result	Tech Coach	Date
2022	Texas	Ole Miss	W, 42-25	Joey McGuire	12/28/22
2021	Liberty	Mississippi State	W, 34-7	Sonny Cumbie*	12/28/21
2017	Birmingham	South Florida	L, 34-38	Kliff Kingsbury	12/23/17
2015	Texas	#22 LSU	L, 27-56	Kliff Kingsbury	12/29/15
2013	Holiday	#16 Arizona State	W, 34-23	Kliff Kingsbury	12/30/13
2012	Meineke Car Care	Minnesota	W, 34-31	Chris Thomsen*	12/28/12
2010	TicketCity	Northwestern	W, 45-38	Tommy Tuberville	1/1/11
2009	Alamo	Michigan State	W, 41-31	Ruffin McNeil*	1/2/10
2008	Cotton	Ole Miss	L, 34-47	Mike Leach	1/2/09
2007	Gator	#20 Virginia	W, 31-28	Mike Leach	1/1/08
2006	Insight	Minnesota	W, 44-41 (OT)	Mike Leach	12/29/06
2005	Cotton	#13 Alabama	L, 10-13	Mike Leach	1/2/06
2004	Holiday	#4 California	W, 45-31	Mike Leach	12/30/04
2003	Houston	Navy	W, 38-14	Mike Leach	12/30/03
2002	Tangerine	Clemson	W, 55-15	Mike Leach	12/23/02
2001	Alamo	Iowa	L, 16-19	Mike Leach	12/29/01
2000	GalleryFurniture.com	East Carolina	L, 27-40	Mike Leach	12/27/00
1998	Independence	Ole Miss	L, 18-35	Spike Dykes	12/31/98
1996	Alamo	#21 Iowa	L, 0-27	Spike Dykes	12/29/96
1995	Copper	Air Force	W, 55-41	Spike Dykes	12/27/95
1994	Cotton	#21 Southern Cal	L, 14-55	Spike Dykes	1/2/95
1993	John Hancock	#19 Oklahoma	L, 10-41	Spike Dykes	12/24/93
1989	All-American	#20 Duke	W, 49-21	Spike Dykes	12/28/89
1986	Independence	Ole Miss	L, 17-20	Spike Dykes*	12/20/86
1977	Tangerine	#19 Florida State	L, 17-40	Steve Sloan	12/23/77
1976	Bluebonnet	#9 Nebraska	L, 24-27	Steve Sloan	12/31/76
1974	Peach	Vanderbilt	T, 6-6	Jim Carlen	12/28/74
1973	Gator	#20 Tennessee	W, 28-19	Jim Carlen	12/29/73
1972	Sun	#16 North Carolina	L, 28-32	Jim Carlen	12/30/72
1970	Sun	#13 Georgia Tech	L, 9-17	Jim Carlen	12/19/70
1965	Gator	Georgia Tech	L, 21-31	JT King	12/31/65
1964	Sun	Georgia	L, 0-7	JT King	12/26/64
1955	Sun	Wyoming	L, 14-21	DeWitt Weaver	1/1/56
1953	Gator	#17 Auburn	W, 35-13	DeWitt Weaver	1/1/54
1951	Sun	Pacific	W, 25-14	DeWitt Weaver	1/1/52
1948	Raisin	San Jose State	L, 13-20	Dell Morgan	12/31/48
1947	Sun	Miami (Ohio)	L, 12-13	Dell Morgan	1/1/48
1941	Sun	Tulsa	L, 0-6	Dell Morgan	1/1/42
1938	Cotton	St. Mary's (CA)	L, 13-20	Pete Cawthon	1/2/39
1937	Sun	West Virginia	L, 6-7	Pete Cawthon	1/1/38

* indicates head coaches who were serving in an interim role for the bowl game.

BOWL RECORDS

BOWL SERIES RECORDS

Bowl	No.	W-L-T	Pct.	Seasons
Sun/John Hancock	9	1-8-0	.111	1937, 41, 47, 51, 55, 64, 70, 72, 93
Houston/Texas	5	3-2-0	.600	2000, 03, 12, 15, 22
Gator	4	3-1-0	.750	1953, 65, 73, 07
Cotton	4	0-4-0	.000	1938, 94, 05, 08
Alamo	3	1-2-0	.333	1996, 01, 09
Holiday	2	2-0-0	1.000	2004, 13
Independence	2	0-2-0	.000	1986, 98
Tangerine	2	1-1-0	.500	1977, 02
Liberty	1	1-0	1.000	2021
Birmingham	1	0-1-0	.000	2017
TicketCity	1	1-0-0	1.000	2010
Insight	1	1-0-0	1.000	2006
All-American	1	1-0-0	1.000	1989
Bluebonnet	1	0-1-0	.000	1976
Copper	1	1-0-0	1.000	1995
Peach	1	0-0-1	.000	1974
Raisin	1	0-1-0	.000	1949

INDIVIDUAL BOWL HONORS

Year	Player	Bowl	Award
2022	Tyler Shough	Texas Bowl	Most Valuable Player
2021	Donovan Smith	Liberty Bowl	Most Valuable Player, Offensive MVP
	Tyree Wilson	Liberty Bowl	Defensive MVP
2013	Davis Webb	Holiday Bowl	Offensive MVP
	Will Smith	Holiday Bowl	Defensive MVP
2012	Seth Doege	Meineke Car Care	Most Valuable Player
2010	Taylor Potts	TicketCity Bowl	Most Valuable Player
2007	Graham Harrell	Gator Bowl	Most Valuable Player
2006	Graham Harrell	Insight Bowl	Offensive MVP
	Antonio Huffman	Insight Bowl	Defensive MVP
2005	David Schaefer	Cotton Bowl	Scholar Athlete
2004	Sonny Cumbie	Holiday Bowl	Offensive MVP
	Vincent Meeks	Holiday Bowl	Defensive MVP
2003	B.J. Symons	Houston Bowl	Most Valuable Player
	Adell Duckett	Houston Bowl	Defensive MVP
2002	Kliff Kingsbury	Tangerine Bowl	Most Valuable Player
	John Saldi	Tangerine Bowl	Team Defensive MVP
2001	Anton Paige	Alamo Bowl	Fred Jacoby Sportsmanship Award
1998	Keith Cockrum	Independence Bowl	Scholar-Athlete Award
1996	Shane Dunn	Alamo Bowl	Fred Jacoby Sportsmanship Award
1995	Byron Hanspard	Cotton Bowl	Most Valuable Player
1993	Shawn Jackson	John Hancock Bowl	Most Valuable Lineman
1989	James Gray	All-American Bowl	Most Valuable Player
1986	James Mosley	Independence Bowl	Outstanding Def. Player
1976	Rodney Allison	Bluebonnet Bowl	Most Valuable Back
1974	Larry Isaac	Peach Bowl	Outstanding Offensive Player
1972	Georgia Smith	Sun Bowl	Most Valuable Player
	Ecomet Burley	Sun Bowl	Most Valuable Lineman
1965	Donny Anderson	Gator Bowl	Most Valuable Player
1954	Bobby Cavazos	Gator Bowl	Most Valuable Player
1942	Ty Bain	Sun Bowl	Most Valuable Player
1938	Elmer Tarbox	Cotton Bowl	Outstanding Player

SINGLE-GAME TEAM RECORDS

Most Net Rushing Yards	361, vs. Air Force, 1995 Copper Bowl
Highest Average per Rush	9.3, vs. Air Force, 1995 Copper Bowl
Most Passing Attempts	60, vs. California, 2004 Holiday Bowl
Most Completions	41, vs. Navy, 2003 Houston Bowl
Most Interceptions	5, vs. St. Mary's, 1939 Cotton Bowl
Highest Completion Percentage	77.4 vs. Navy, 2003 Houston Bowl
Most Passing Yards	520, vs. California, 2004 Holiday Bowl
Most TD Passes	5 vs. Clemson, 2002 Tangerine Bowl
Most Plays (Total Offense)	88, vs. Ole Miss, 2022 TaxAct Texas Bowl
Most Yards (Total Offense)	606, vs. Air Force, 1995 Copper Bowl
Most Points	55, vs. Air Force, 1995 Copper Bowl
	55, vs. Clemson, 2002 Tangerine Bowl
Most Points Allowed	55, vs. USC, 1995 Cotton Bowl
Most Touchdowns	7, vs. Air Force, 1995 Copper Bowl
	7, vs. Duke, 1989 All-American Bowl
Most Field Goals	3, vs. Ole Miss, 2022 TaxAct Texas Bowl
Most Points in One Quarter	24 (4th), vs. Minnesota, 2006 Insight Bowl
Most Points in One Half	34, vs. Clemson, 2002 Tangerine Bowl
Most First Downs	30, vs. Navy, 2003 Houston Bowl
	30, vs. California, 2004 Holiday Bowl
Most Penalties Against	12, vs. Pacific, 1952 Sun Bowl
Most Yards Penalized	127, vs. Navy, 2003 Houston Bowl
Most Fumbles Lost	3, vs. Four Teams

SINGLE-GAME INDIVIDUAL HONORS

RUSHING

Most Attempts

33	James Gray vs. Duke	1989 All-American
27	Byron Morris vs. Oklahoma	1993 John Hancock
25	Tyler Shough vs. Ole Miss	2022 TaxAct Texas
24	Byron Hanspard vs. Air Force	1995 Copper

Most Net Yards

280	James Gray vs. Duke	1989 All-American
260	Byron Hanspard vs. Air Force	1995 Copper
172	George Smith vs. North Carolina	1972 Sun

Highest Average Per Carry (10 carry min.)

12.3	George Smith vs. North Carolina	1972 Sun
10.9	Bobby Cavazos vs. Auburn	1953 Gator
10.8	Byron Hanspard vs. Air Force	1995 Copper

Most rushing TDs

4	James Gray vs. Duke	1989 All-American
4	Byron Hanspard vs. Air Force	1995 Copper
3	Bobby Cavazos vs. Auburn	1953 Gator
3	George Smith vs. North Carolina	1972 Sun

Longest Rushing TD

86	Eric Stephens vs. Northwestern	2010 TicketCity
----	--------------------------------	-----------------

BOWL RECORDS**PASSING****Most Attempts**

69	Graham Harrell vs. Virginia	2007 Gator
60	Sonny Cumbie vs. California	2004 Holiday
59	Nic Shimonek vs. South Florida	2017 Birmingham

Most Completions

44	Graham Harrell vs. Virginia	2007 Gator
43	Taylor Potts vs. Northwestern	2010 TicketCity
41	B.J. Symons vs. Navy	2003 Houston

Highest Percentage of Completions (10 attempt min.)

77.4	B.J. Symons vs. Navy	2003 Houston
74.4	Kliff Kingsbury vs. Clemson	2002 Tangerine
72.7	Joe Barnes vs. Tennessee	1973 Gator

Most Yards Gained

520	Sonny Cumbie vs. California	2004 Holiday
497	B.J. Symons vs. Navy	2003 Houston
445	Graham Harrell vs. Minnesota	2006 Insight

Most TD Passes

4	Kliff Kingsbury vs. East Carolina	2000 Gallery Furniture
4	B.J. Symons vs. Navy	2003 Houston
4	Graham Harrell vs. Mississippi	2008 Cotton
4	Taylor Potts vs. Northwestern	2010 TicketCity
4	Davis Webb vs. Arizona State	2013 Holiday
4	Patrick Mahomes II vs. LSU	2015 Texas

RECEIVING**Most Receptions**

11	Joel Filani vs. Minnesota	2006 Insight
11	Darrin Moore vs. Minnesota	2012 Meineke
11	Keke Coutee vs. South Florida	2017 Birmingham
10	Eric Morris vs. Mississippi	2008 Cotton
10	Lyle Leong vs. Northwestern	2010 TicketCity

Most Yards Gained

187	Keke Coutee vs. South Florida	2017 Birmingham
162	Joel Filani vs. Minnesota	2006 Insight
147	Darrell Jones vs. East Carolina	2000 galleryfurniture
	Trey Haverty vs. California	2004 Holiday

Most TD Receptions

3	Jakeem Grant vs. LSU	2015 Texas
2	Billy Taylor vs. Nebraska	1976 Bluebonnet
	Derek Dorris vs. East Carolina	2000 Gallery Furniture
	Mickey Peters vs. Navy	2003 Houston
	Jarrett Hicks vs. California	2004 Holiday
	Edward Britton vs. Mississippi	2008 Cotton
	Lyle Leong vs. Northwestern	2010 TicketCity
	Jakeem Grant vs. Arizona State	2013 Holiday

TOTAL OFFENSE**Most Points Scored**

24	James Gray vs. Duke	1989 All-American
24	Byron Hanspard vs. Air Force	1995 Copper
18	Bobby Cavazos vs. Auburn	1953 Gator
18	George Smith vs. North Carolina	1972 Sun
18	Jakeem Grant vs. LSU	2015 Texas

Most Offensive Plays

73	Graham Harrell vs. Virginia	2007 Gator
69	Patrick Mahomes II vs. LSU	2015 Texas
65	Tyler Shough vs. Ole Miss	2022 TaxAct Texas
64	Graham Harrell vs. Mississippi	2008 Cotton
63	Nic Shimonek vs. South Florida	2017 Birmingham
62	Sonny Cumbie vs. California	2004 Holiday

Most Yards

514	Sonny Cumbie vs. California	2004 Holiday
500	B.J. Symons vs. Navy	2003 Houston
439	Graham Harrell vs. Minnesota	2006 Insight

SPECIAL TEAMS**Most FGs made**

3	Trey Wolff vs. Ole Miss	2022 TaxAct Texas
2	Brian Hall vs. Vanderbilt	1974 Peach
	Tony Rogers vs. Air Force	1995 Copper
	Robert Treece vs. Iowa	2001 Alamo
	Robert Treece vs. Clemson	2002 Tangerine
	Matt Williams vs. Michigan State	2009 Alamo
	Ryan Bustin vs. Minnesota	2012 Meineke Car Care
	Clayton Hatfield vs. South Florida	2017 Birmingham
	Jonathan Garibay vs. Mississippi State	2021 AutoZone Liberty

Most PATs

7	Tony Rogers vs. Air Force	1995 Copper
6	Alex Trlica vs. California	2004 Holiday
	Matt Williams vs. Northwestern	2010 TicketCity

Kickoff Return For Touchdown

1	Jakeem Grant vs. Minnesota	2012 Meineke
1	Reginald Davis vs. Arizona State	2013 Holiday
1	Loic Fouonji vs. Ole Miss	2022 TaxAct Texas

Longest FG

52	Alex Trlica vs. Minnesota	2006 Insight
50	Clinton Greathouse vs. Iowa	2001 Alamo



▲ One of the most iconic images in school history, MIKE SMITH waves the Texas Tech flag at midfield after the Red Raiders upset No. 4 Cal in the 2004 Holiday Bowl.

TEXAS TECH IN THE COACHES POLLS



▲ TEXAS TECH posted back-to-back wins over top-10 teams in 2008 to start the season 10-0 and earn a No. 2 ranking in the coaches' poll, its highest in program history.

2013	September 22	25	November 27	16	November 15	5
	September 29	22	November 20	17	November 8	5
	October 6	21	November 13	19	November 1	5
	October 13	15	November 6	13	October 25	6
	October 20	9	October 30	17	October 18	9
	October 27	15	October 23	16	October 11	10
	November 3	23	October 16	8	October 4	18
			October 9	11	September 20	19
2012			October 2	13	September 13	16
	September 30	24	September 25	13		
	October 14	20	September 18	16	1974	
	October 21	17	September 11	19	November 11	18
	October 28	20	September 4	19	October 28	13
	November 11	25	Preseason	21	October 21	15
					October 7	7
2011			2004		September 30	7
	October 23	22	Final	17		
2009			December 5	21	1973	
	Final	23	November 28	20	Final	11
	October 18	24	November 7	25	December 3	11
2008			October 17	24	November 26	13
	Final	12	2003		November 19	13
	December 7	8	October 12	23	November 12	12
	November 30	8	2002		November 5	14
	November 23	8	November 17	23	October 29	17
	November 16	2	1998		October 22	16
	November 9	2	October 18	25	1972	
	November 2	3	October 11	23	November 6	15
	October 26	5	1995		October 30	16
	October 19	6	Final	20	1968	
	October 12	5	December 4	25	November 11	18
	October 5	7	October 30	24	October 21	19
	September 28	8	October 23	25	October 14	15
	September 21	9	1989		1965	
	September 14	10	Final	16	November 29	10
	September 7	12	December 4	19	November 22	9
	August 31	13	November 20	17	November 15	9
	Preseason	14	November 13	19	November 1	9
			November 6	19	1954	
2007			1977		October 4	18
	Final	23	November 14	16	September 27	12
	November 18	24	October 24	13	1953	
	October 14	21	October 17	13	Final	12
2006			October 10	15	November 23	11
	October 1	24	October 3	16		
	September 24	24	September 26	19	COACHES POLL BREAKDOWN	
	September 10	22	September 19	6	Total Number of Weeks Ranked	121
	September 3	24	September 12	8	Total Number of Weeks Ranked In Top 10	27
	August 20	25	1976		Seasons Ranked In The Final Poll	10
	Preseason	25	Final	13	Highest Final Ranking	11 (1973)
2005			November 29	8	Consecutive Weeks Ranked	25 (2004-2006)
	Final	19	November 22	10	Highest Ranking	2 (Nov. 9, 16 2008)
	December 4	15				

PREVIEW

RED RAIDERS

STAFF

'22 REVIEW

HISTORY

RECORDS

TEXAS TECH

TEXAS TECH IN THE ASSOCIATED PRESS POLL

2018			November 6	13	October 12	10
	September 23	24	October 30	16	October 5	15
2017			October 23	17	September 28	17
	October 8	24	October 16	10	September 21	20
2013			October 9	13	1974	
	September 15	25	October 2	15	November 11	20
	September 22	24	September 25	16	November 4	19
	September 29	20	September 18	19	October 28	13
	October 6	20	September 11	19	October 21	11
	October 13	20	September 6	21	October 14	17
	October 20	16	August 20	21	October 7	9
	October 27	10	2004		September 30	10
	November 3	15	Final	18	1973	
2012			December 5	23	Final	11
	October 14	18	November 28	24	December 3	11
	October 21	15	2002		November 26	12
	October 28	20	November 17	24	November 19	12
	November 4	25	1998		November 12	12
	November 11	23	October 19	25	November 5	12
2011			October 12	22	October 29	15
	October 23	19	1995		October 22	18
2009			Final	23	September 10	20
	Final	21	October 31	23	Preseason (Date N/A)	20
	October 18	21	October 24	22	1972	
2008			October 17	25	November 20	20
	Final	12	October 10	25	November 6	15
	December 7	8	September 26	24	October 30	18
	November 30	8	1989		1970	
	November 23	7	Final	19	December 7	19
	November 16	2	December 12	24	November 16	19
	November 9	2	December 5	25	October 12	17
	November 2	2	November 28	25	1968	
	October 26	6	November 21	18	October 21	19
	October 19	8	November 14	20	October 14	15
	October 12	7	November 7	23	1967	
	October 5	7	1977		October 2	10
	September 28	7	November 14	16	1965	
	September 21	10	November 7	18	November 29	10
	September 14	11	October 24	14	November 22	10
	September 7	12	October 17	13	November 15	9
	September 2	12	October 10	15	1955	
	August 16	12	October 3	17	September 19	12
2007			September 26	13	1954	
	Final	22	September 19	7	October 11	20
	October 14	22	September 12	8	September 27	17
2006			Preseason (Date N/A)	8	September 20	14
	September 10	24	1976		Preseason (Date N/A)	19
	September 5	24	Final	13	1953	
	August 18	25	November 30	9	Final	12
2005			November 23	9	November 23	14
	Final	20	November 16	5	November 16	17
	December 4	18	November 9	5	November 9	19
	November 27	18	November 2	5	1940	
	November 20	18	October 26	6	November 25	18
	November 13	21	October 19	8	November 18	20



▲ The popular COLLEGE GAMEDAY pregame show made an appearance in Lubbock during the 2008 season.

ASSOCIATED PRESS POLL BREAKDOWN

Total Number of Weeks Ranked	139
Total Number of Weeks Ranked In Top 10	31
Seasons Ranked In The Final Poll	11
Highest Final Ranking	11 (1973, 1938)
Consecutive Weeks Ranked	20 (2004-2006)
Highest Ranking	2 (Nov. 2, 9, 16 2008)

MISCELLANEOUS RECORDS



▲ TEXAS TECH heads into the 2023 season having won 23-consecutive home openers after defeating Murray State to open the 2022 campaign.

SEASON OPENERS (68-27-3)

Year	Opponent	W/L	TT	OPP
2022	Murray State	W	63	10
2021	Houston	W	38	21
2020	Houston Baptist	W	35	33
2019	Montana State	W	45	10
2018	Ole Miss	L	27	47
2017	Eastern Washington	W	56	10
2016	Stephen F. Austin	W	69	17
2015	Sam Houston State	W	59	45
2014	Central Arkansas	W	42	35
2013	at SMU	W	41	23
2012	Northwestern State	W	44	6
2011	Texas State	W	50	10
2010	SMU	W	35	27
2009	North Dakota	W	38	13
2008	Eastern Washington	W	49	24
2007	at SMU	W	49	9
2006	SMU	W	35	3
2005	Florida International	W	56	3
2004	at SMU	W	27	13
2003	SMU	W	58	10
2002	at Ohio State	L	21	45
2001	New Mexico	W	42	30
2000	New Mexico	W	24	3
1999	at Arizona State	L	13	31
1998	Texas-El Paso	W	35	3
1997	at Tennessee	L	17	52
1996	at Kansas State	L	14	21
1995	at Penn State	L	23	24
1994	New Mexico	W	37	31
1993	Pacific	W	55	7
1992	Oklahoma	L	9	34
1991	Cal State Fullerton	W	41	7
1990	at Ohio State	L	10	17
1989	Arizona	W	24	14
1988	North Texas	L	24	29
1987	at Florida State	L	16	40
1986	Kansas State	W	41	7
1985	New Mexico	W	32	31
1984	Texas-Arlington	W	44	7
1983	at Air Force	L	13	28
1982	at New Mexico	L	0	14
1981	at Colorado	L	27	45
1980	Texas-El Paso	W	35	7
1979	Southern Cal	L	7	21
1978	at Southern Cal	L	9	17

1977	at Baylor	W	17	7
1976	Colorado	W	24	7
1975	Florida State	W	31	20
1974	Iowa State	W	24	3
1973	Utah	W	29	22
1972	Utah	W	45	2
1971	at Tulane	L	9	15
1970	Tulane	W	21	14
1969	Kansas	W	38	22
1968	Cincinnati	T	10	10
1967	Iowa State	W	52	0
1966	at Kansas	W	23	7
1965	Kansas	W	26	7
1964	Mississippi State	W	27	7
1963	Washington State	W	16	7
1962	West Texas State	L	27	30
1961	at Mississippi State	L	0	6
1960	West Texas State	W	38	14
1959	at Texas A&M	W	20	14
1958	at Texas A&M	W	15	14
1957	West Texas State	L	0	19
1956	Texas Western	L	13	17
1955	at Texas	W	20	14
1954	at Texas A&M	W	41	9
1953	West Texas State	W	40	14
1952	West Texas State	W	48	7
1951	West Texas State	W	46	7
1950	Texas	L	14	28
1949	Abilene Christian	W	20	0
1948	West Texas State	W	19	0
1947	at Texas	L	0	33
1946	West Texas State	W	26	14
1945	Southwestern	W	7	0
1944	Lubbock AAF	L	13	27
1943	Lubbock AAF	W	26	14
1942	West Texas State	W	39	0
1941	Abilene Christian	W	34	0
1940	at Oklahoma A&M	T	6	6
1939	at Texas Mines	L	2	7
1938	Montana State	W	35	0
1937	Arizona State	W	6	0
1936	at Texas Wesleyan	W	26	7
1935	at Hardin-Simmons	W	9	0
1934	Texas	L	6	12
1933	SMU	L	0	14
1932	Panhandle A&M	W	44	0
1931	at WT Teachers	W	21	0

1930	Wayland	L	0	6
1929	Wayland	W	19	0
1928	Schreiner	W	7	0
1927	Panhandle A&M	W	62	0
1926	at McMurry	W	7	0
1925	McMurry	T	0	0

Longest Win Streak: 15 Games (2003-17)
 Longest Losing Streak: 3 Games (twice)

HOME OPENERS (77-18-3)

Year	Opponent	W/L	TT	OPP
2022	Murray State	W	63	10
2021	Stephen F. Austin	W	28	22
2020	Houston Baptist	W	35	33
2019	Montana State	W	45	10
2018	Lamar	W	77	0
2017	Eastern Washington	W	56	10
2016	Stephen F. Austin	W	69	17
2015	Sam Houston State	W	59	45
2014	Central Arkansas	W	42	35
2013	Stephen F. Austin	W	61	13
2012	Northwestern State	W	44	6
2011	Texas State	W	50	10
2010	SMU	W	35	27
2009	North Dakota	W	38	13
2008	Eastern Washington	W	49	24
2007	UTEP	W	45	31
2006	SMU	W	35	3
2005	Florida International	W	56	3
2004	TCU	W	70	35
2003	SMU	W	58	10
2002	Mississippi	W	42	28
2001	New Mexico	W	42	30
2000	New Mexico	W	24	3
1999	North Texas	L	14	21
1998	Texas-El Paso	W	35	3
1997	Southwestern La.	W	59	14
1996	Utah State	W	58	20
1995	Missouri	W	41	14
1994	New Mexico	W	37	31
1993	Pacific	W	55	7
1992	Oklahoma	L	9	34
1991	Cal State Fullerton	W	41	7
1990	Houston	L	35	51
1989	Arizona	W	24	14
1988	North Texas	L	24	29

PREVIEW

RED RAIDERS

STAFF

'22 REVIEW

HISTORY

RECORDS

TEXAS TECH

MISCELLANEOUS RECORDS

1987	Colorado State	W	33	24
1986	Kansas State	W	41	7
1985	New Mexico	W	32	31
1984	Texas-Arlington	W	44	7
1983	Texas A&M	W	3	0
1982	Air Force	W	31	30
1981	New Mexico	W	28	21
1980	Texas-El Paso	W	35	7
1979	Southern Cal	L	7	21
1978	Arizona	W	41	26
1977	New Mexico	W	29	14
1976	Colorado	W	24	7
1975	Florida State	W	31	20
1974	Iowa State	W	24	3
1973	Utah	W	29	22
1972	Utah	W	45	2
1971	New Mexico	L	10	13
1970	Tulane	W	21	14
1969	Kansas	W	38	22
1968	Cincinnati	T	10	10
1967	Iowa State	W	52	0
1966	Texas	L	21	31
1965	Kansas	W	26	7
1964	Mississippi State	W	27	7
1963	Washington State	W	16	7
1962	West Texas State	L	27	30
1961	Texas A&M	L	7	38
1960	West Texas State	W	38	14
1959	Oregon State	W	15	14
1958	West Texas State	W	32	7
1957	West Texas State	L	0	19
1956	Texas Western	L	13	17
1955	TCU	L	0	32
1954	West Texas State	W	33	7
1953	West Texas State	W	40	14
1952	West Texas State	W	48	7
1951	West Texas State	W	46	7
1950	Texas	L	14	28
1949	Abilene Christian	W	20	0
1948	West Texas State	W	19	0

1947	West Texas State	W	21	13
1946	West Texas State	W	26	14
1945	Southwestern	W	7	0
1944	Lubbock AAF	L	13	27
1943	Lubbock AAF	W	26	14
1942	West Texas State	W	39	0
1941	Abilene Christian	W	34	0
1940	Loyola of Coast	W	19	0
1939	Gonzaga	L	0	6
1938	Montana State	W	35	0
1937	Arizona State	W	6	0
1936	TCU	W	7	0
1935	Daniel Baker	W	27	6
1934	Texas	L	6	12
1933	SMU	L	0	14
1932	Panhandle A&M	W	44	0
1931	Colorado Mines	W	46	0
1930	Wayland	L	0	6
1929	Wayland	W	19	0
1928	Schreiner	W	7	0
1927	Panhandle A&M	W	62	0
1926	Schreiner	T	0	0
1925	McMurry	T	0	0

Longest Win Streak: 23 Games (2000-Present)
 Longest Losing Streak: 3 Games (1955-57)

HOMECOMING (57-33-3)

Year	Opponent	W/L	TT	OPP
2022	West Virginia	W	48	10
2021	TCU	L	31	52
2020	West Virginia	W	34	27
2019	Iowa State	L	24	34
2018	Kansas	W	48	16
2017	Iowa State	L	13	31
2016	West Virginia	L	17	48
2015	Iowa State	W	66	31
2014	Kansas	W	34	21
2013	Iowa State	W	42	35
2012	West Virginia	W	49	14
2011	Kansas State	L	34	41
2010	Missouri	W	24	17
2009	Kansas State	W	66	14
2008	Nebraska	W (ot)	37	31
2007	Iowa State	W	42	17
2006	Missouri	L	21	38
2005	Kansas State	W	59	20
2004	Nebraska	W	70	10
2003	Iowa State	W	52	21
2002	Missouri	W	52	38
2001	Kansas	L (ot)	31	34
2000	Baylor	W	28	0
1999	Colorado	W	31	10
1998	Oklahoma State	W	24	17
1997	Kansas	W	17	7
1996	Baylor	W	45	24
1995	Rice	W	31	26
1994	SMU	W	35	7
1993	Rice	W	45	16
1992	Baylor	W	36	17
1991	TCU	L	16	30
1990	Baylor	L	15	21
1989	Arkansas	L	13	45

1988	Baylor	W	36	6
1987	Arkansas	L	0	31
1986	Baylor	L	14	45
1985	TCU	W	63	7
1984	Baylor	L	9	18
1983	Rice	W	14	3
1982	Baylor	L	23	24
1981	TCU	T	39	39
1980	SMU	W	14	0
1979	TCU	T	3	3
1978	Baylor	W	27	9
1977	TCU	W	49	17
1976	SMU	W	34	7
1975	Rice	W	28	24
1974	TCU	W	28	0
1973	SMU	W	31	14
1972	TCU	L	7	31
1971	Rice	L	7	9
1970	SMU	W	14	10
1969	Rice	W	24	14
1968	SMU	L	18	39
1967	Rice	W	24	10
1966	SMU	L	7	24
1965	Rice	W	27	0
1964	Arkansas	L	0	17
1963	Rice	L	3	17
1962	SMU	L	0	14
1961	Rice	L	7	42
1960	SMU	W	28	7
1959	Houston	W	27	0
1958	Arkansas	L	8	14
1957	Tulsa	L	0	3
1956	Oklahoma A&M	T	13	13
1955	Arizona	W	25	7
1954	Tulsa	W	55	13
1953	Arizona	W	52	27
1952	Houston	L	7	20
1951	Arizona	W	41	0
1950	Tulsa	L	7	39
1949	Baylor	L	7	28
1948	Rice	L	7	14
1947	Hardin-Simmons	W	14	6
1946	Baylor	W	13	6
1945	TCU	W	12	0
1944	SMU	L	6	7
1943	N. Tex. Agr. (Marines)	L	14	34
1942	TCU	W	13	6
1941	Creighton	W	13	6
1940	Wake Forest	W	12	7
1939	Marquette	L	19	22
1938	Gonzaga	W	7	0
1937	Duquesne	W	13	0
1936	Centenary	W	12	6
1935	Arizona	L	6	7
1934	DePaul	W	48	19
1933	Hardin-Simmons	W	7	0
1932	Baylor	W	14	2
1931	New Mexico	W	32	6
1930	Hardin-Simmons	L	6	20

Longest Win Streak: 9 Games (1992-00)
 Longest Losing Streak: 4 Games (1961-64)



▲ ZECH MCPHEARSON

MISCELLANEOUS RECORDS



▲ TEXAS TECH will host TCU on a Thursday night this season before closing the regular season with a Thanksgiving weekend battle at Texas on a Friday.

ALL-TIME NON-SATURDAY GAMES

SUNDAY (0-1)

Date	Opponent	Result
12/4/88	vs. Oklahoma State	L, 42-45

MONDAY (2-3)

Date	Opponent	Result
9/3/07	at SMU	W, 49-9
9/6/99	at Arizona State	L, 13-31
11/11/40	CENTENARY	W, 26-6
11/11/35	ARIZONA	L, 6-7
11/11/29	ABILENE CHRISTIAN	L, 3-7

TUESDAY (2-2)

Date	Opponent	Result
10/13/31	at Haskell Indians	L, 0-8
11/11/30	ABILENE CHRISTIAN	W, 53-7
11/19/29	HOWARD PAYNE	L, 0-24
9/21/26	at McMurry	W, 7-0

WEDNESDAY (1-3)

Date	Opponent	Result
11/11/31	at Texas Mines	L, 12-14
11/19/30	at Howard Payne	L, 7-26
11/11/25	at Abilene Christian	W, 10-7
11/18/25	at Howard Payne	L, 0-29

THURSDAY (17-14)

Date	Opponent	Result
10/11/18	at TCU	W, 17-14
9/29/16	KANSAS	W, 55-19
11/26/15	at Texas	W, 48-45
9/25/14	at Oklahoma State	L, 35-45
11/28/13	at Texas	L, 16-41
9/12/13	No. 24 TCU	W, 20-10
9/8/94	No. 1 NEBRASKA	L, 16-42
9/3/92	No. 15 OKLAHOMA	L, 9-34
9/13/90	No. 18 HOUSTON	L, 35-51
11/27/69	at No. 2 Arkansas	L, 0-33
10/12/67	TEXAS A&M	L, 24-28
11/26/42	at Arizona	W, 13-7
11/21/40	at Saint Louis	W, 7-6

11/11/37	DUQUESNE	W, 13-0
11/25/37	CREIGHTON	W, 27-0
11/12/36	at Loyola at Coast	L, 7-26
11/26/36	at Loyola at South	L, 0-14
11/28/35	DETROIT	L, 7-12
11/29/34	at Arizona	W, 14-7
11/30/33	KANSAS STATE	W, 6-0
11/24/32	HARDIN-SIMMONS	L, 12-13
11/26/31	at Hardin-Simmons	W, 6-0
11/27/30	HARDIN-SIMMONS	L, 6-20
11/28/29	at Hardin-Simmons	L, 0-21
11/29/28	at West Texas A&M	W, 18-7
11/24/27	WEST TEXAS A&M	L, 9-12
11/11/26	ABILENE CHRISTIAN	W, 28-7
11/18/26	HOWARD PAYNE	W, 27-6
11/25/26	at West Texas A&M	W, 7-2
11/5/25	WAYLAND BAPTIST	W, 120-0
11/26/25	WEST TEXAS A&M	W, 13-12

FRIDAY (38-16-6)

Date	Opponent	Result
11/29/19	at Texas	L, 24-49
11/24/17	at Texas	W, 27-23
11/25/16	vs. Baylor	W, 54-35
8/30/13	at SMU	W, 41-23
9/27/02	at New Mexico	W, 49-0
11/25/94	at TCU	L, 21-24
10/30/59	at Tulane	L, 7-17
10/31/58	at Tulane	L, 0-27
10/27/44	at West Texas State	W, 35-6
9/24/43	at Oklahoma A&M	L, 13-21
10/3/41	at Oklahoma A&M	W, 16-6
10/10/41	at Loyola of Coast	W, 14-0
10/24/41	NEW MEXICO	W, 36-0
10/31/41	at Miami (Fla.)	L, 0-6
11/21/41	vs. Hardin-Simmons	W, 7-0
9/27/40	at Oklahoma A&M	T, 6-6
10/18/40	BYU	W, 21-20
11/1/40	MIAMI (FLA.)	W, 61-14
10/27/39	at Duquesne	L, 0-13
12/1/39	at Loyola/South	W, 13-0
9/30/38	at Duquesne	W, 7-6

11/11/38	GONZAGA	W, 7-0
11/5/37	at Loyola of the South	W, 25-6
10/9/36	WICHITA STATE	L, 0-6
11/6/36	OKLAHOMA A&M	W, 12-0
11/20/36	DEPAUL	L, 6-13
9/20/35	at Hardin-Simmons	W, 9-0
9/27/35	DANIEL BAKER	W, 27-6
10/4/35	WICHITA STATE	W, 13-7
10/25/35	at Loyola of Coast	L, 0-16
10/5/34	BAYLOR	W, 14-7
10/12/34	at Oklahoma City	W, 20-0
10/26/34	at Loyola of Coast	L, 7-12
11/2/34	TEXAS MINES	W, 27-0
11/9/34	HARDIN-SIMMONS	W, 13-0
11/16/34	DEPAUL	W, 48-19
11/23/34	NORTH DAKOTA STATE	T, 20-20
9/29/33	SMU	L, 0-14
10/6/33	at Dixie University	W, 33-0
10/20/33	LOUISIANA TECH	W, 40-10
11/17/33	BAYLOR	W, 13-0
10/7/32	AUSTIN COLLEGE	W, 64-0
10/14/32	ARIZONA	W, 21-0
10/28/32	NOTRE DAME "B"	W, 39-0
11/4/32	TRINITY	W, 79-0
11/11/32	BAYLOR	W, 14-2
9/25/31	at West Texas Teachers	W, 21-0
11/6/31	ABILENE CHRISTIAN	W, 26-6
11/20/31	NEW MEXICO	W, 32-6
10/3/30	NEW MEXICO A&M	W, 14-0
10/17/30	TEXAS MINES	L, 0-31
9/27/29	WAYLAND BAPTIST	W, 19-0
12/6/29	at West Texas Teachers	L, 0-20
11/12/28	at Daniel Baker	T, 0-0
10/28/27	TEXAS A&M	L, 6-47
11/11/27	at Abilene Christian	L, 3-6
10/8/26	ST. EDWARD'S	W, 7-6
10/15/26	at Hardin-Simmons	T, 0-0
11/5/26	at Daniel Baker	T, 0-0
10/9/25	AUSTIN COLLEGE	T, 3-3

Editor's Note: Only regular-season games are listed.

PREVIEW

RED RAIDERS

STAFF

'22 REVIEW

HISTORY

RECORDS

TEXAS TECH

MISCELLANEOUS RECORDS

LARGEST COME-FROM-BEHIND VICTORIES (since 1960)

Date	Opponent	Largest Deficit	Score	Time (QTR)	Result
Dec. 29, 2006	vs. Minnesota*	31	38-7	7:47 (3rd)	W, 44-41 (OT)
Sept. 25, 2004	at Kansas	25	30-5	0:48 (2nd)	W, 31-30
Sept. 18, 2004	TCU	21	21-0	8:06 (2nd)	W, 70-35
Sept. 7, 1985	New Mexico	21	31-10	4:16 (3rd)	W, 32-31
Oct. 1, 2011	at Kansas	20	20-0	3:39 (1st)	W, 45-34
Nov. 26, 2022	Oklahoma	18	24-6	6:25 (2nd)	W, 51-48 (OT)
Oct. 5, 2002	at #23 Texas A&M	18	35-17	6:57 (3rd)	W, 48-47 (OT)
Nov. 18, 2006	Oklahoma State	17	17-0	9:36 (2nd)	W, 30-24
Sept. 3, 1994	New Mexico	17	(17-0)	8:05 (2nd)	W, 37-31
Oct. 29, 1988	Texas	17	32-15	3:41 (3rd)	W, 33-32
Sept. 20, 1969	Kansas	16	16-0	14:14 (2nd)	W, 38-22
Sept. 24, 2022	#22 Texas	14	31-17	4:27 (3rd)	W, 37-34 (OT)
Sept. 4, 2021	vs. Houston	14	21-7	0:23 (2nd)	W, 38-21
Nov. 14, 2020	Baylor	14	20-6	11:04 (3rd)	W, 24-23
Sept. 24, 2011	Nevada	14	28-14	5:29 (3rd)	W, 35-34
Nov. 6, 2010	at #14 Missouri	14	17-3	5:10 (2nd)	W, 27-17
Nov. 29, 2008	Baylor	14	28-14	11:04 (3rd)	W, 35-28
Jan. 1, 2008	vs. Virginia	14	28-14	11:26 (4th)	W, 31-28
Sept. 8, 2007	UTEP	14	28-14	6:03 (2nd)	W, 45-31
Nov. 1, 2003	Colorado	14	14-0	4:11 (1st)	W, 26-21
Nov. 16, 2002	#3 Texas	14	14-0	2:21 (1st)	W, 42-38
Nov. 1, 1969	Rice	14	14-0	7:24 (2nd)	W, 24-14
Nov. 9, 1968	TCU	14	14-0	1:43 (1st)	W, 31-14
Oct. 24, 1992	SMU	13	13-0	5:58 (1st)	W, 39-25
Oct. 21, 1989	Rice	13	13-0	2:29 (1st)	W, 41-25
Oct. 19, 2013	at West Virginia	11	27-16	4:36 (3rd)	W, 37-27
Nov. 20, 1999	Oklahoma	11	21-10	2:05 (2nd)	W, 38-28
Oct. 6, 1979	Texas A&M	11	20-9	5:14 (3rd)	W, 21-20
Oct. 30, 1976	#15 Texas	11	21-10	13:07 (3rd)	W, 31-28
Dec. 2, 1961	West Texas State	11	14-3	-- (1st)	W, 16-14
Oct. 2, 1999	Texas A&M	10	10-0	3:52 (1st)	W, 21-19
Oct. 10, 1998	Oklahoma State	10	10-0	0:40 (1st)	W, 24-17
Oct. 12, 1996	at Kansas	10	17-7	2:29 (2nd)	W, 30-17
Sept. 12, 1992	Wyoming	10	(17-7)	13:49 (2nd)	W, 49-32
Nov. 16, 1991	at Baylor	10	17-7	4:42 (2nd)	W, 31-24
Oct. 7, 1989	#19 Texas A&M	10	24-14	1:14 (3rd)	W, 27-24
Sept. 18, 1982	Air Force	10	27-17	4:32 (3rd)	W, 31-20
Nov. 10, 1973	at TCU	10	10-0	1:07 (1st)	W, 24-10
Nov. 24, 1973	at Arkansas	10	10-0	14:16 (2nd)	W, 24-17
Oct. 2, 1965	Texas A&M	10	10-0	-- (2nd)	W, 20-16
Nov. 24, 2017	at Texas	10	20-10	0:09 (2nd)	W, 27-23
Nov. 22, 2014	at Iowa State	10	24-14	10:57 (3rd)	W, 34-31
Oct. 5, 2013	at Kansas	10	10-0	7:18 (1st)	W, 54-16
Oct. 20, 2012	at #21 TCU	10	17-7	8:13 (2nd)	W, 56-53 (3 OT)
Sept. 3, 2011	Texas State	10	10-0	1:36 (1st)	W, 50-10
Oct. 23, 2010	at Colorado	10	24-14	4:43 (3rd)	W, 27-24
Nov. 28, 2009	vs. Baylor	10	13-3	12:42 (3rd)	W, 20-13

LARGEST DEFICIT BY OPPONENT

Opponent	Largest Deficit in Win
Air Force	10
Arkansas	10
Baylor	14
Colorado	14
Houston	14
Iowa State	10
Kansas	25
Minnesota	31
New Mexico	21
Oklahoma	18
Oklahoma State	17
Rice	14
SMU	13
TCU	21
Texas	17
Texas A&M	18
Texas State	10
UTEP	14
Virginia	14
West Texas State	11
West Virginia	11
Wyoming	10

SINGLE-SEASON COMEBACK WINS

Year	Comeback Wins
2011	3
1969	2
1973	2
1989	2
1992	2
1999	2
2002	2
2004	2
2006	2
2008	2
2010	2
2013	2
2022	2

▼ **TEXAS TECH** set the NCAA record for largest come-from-behind victory in bowl history in 2006 when the Red Raiders rallied from 31 points down to top Minnesota in the Insight Bowl.



MISCELLANEOUS RECORDS

LARGEST HALFTIME COME-FROM-BEHIND VICTORIES (10 or more points)

Date	Opponent	Halftime Deficit	Score	Result	Game-Winning Play
Dec. 29, 2006	vs. Minnesota	28	35-7	W, 44-41 (OT)	Shannon Woods 3-yard TD run (OT)
Sept. 25, 2004	at Kansas	19	30-11	W, 31-30	Taurean Henderson 70-yard TD run + Alex Trlica PAT (2:37, 4Q)
Sept. 4, 2021	vs. Houston	14	21-7	W, 38-21	Jonathan Garibay 34-yard FG (0:36, 3Q)
Jan. 1, 2008	vs. Virginia	14	21-7	W, 31-28	Alex Trlica 41-yard FG (0:02, 4Q)
Sept. 20, 1969	Kansas	13	16-3	W, 38-35	Reagan Young 3-yard TD run (0:03, 4Q)
Oct. 5, 2002	at #23 Texas A&M	11	28-17	W, 48-47 (OT)	Kliff Kingsbury to Nehemiah Glover 10-yard TD pass + Robert Treece PAT (OT)
Sept. 8, 2007	UTEP	11	28-17	W, 45-31	Graham Harrell to Grant Walker 8-yard TD pass (13:40, 4Q)
Oct. 2, 1965	Texas A&M	10	10-0	W, 20-16	Tom Wilson to Donny Anderson 49-yard TD pass - Jerry Shipley 7-yard lateral (1:07, 4Q)
Oct. 12, 1996	at Kansas	10	17-7	W, 30-17	Zebbie Lethridge 2-yard TD run (7:50, 4Q)
Nov. 24, 2017	at Texas	10	20-10	W, 27-23	Nic Shimonek to Cameron Batson 16-yard TD pass (1:47, 4Q)
Sept. 24, 2022	#22 Texas	10	24-14	W, 37-34 (OT)	Trey Wolff 20-yard FG (OT)

LARGEST FOURTH QUARTER COME-FROM-BEHIND VICTORIES (10 or more points)

Date	Opponent	4Q Deficit	Score	Result	Game-Winning Play
Dec. 29, 2006	vs. Minnesota	24	38-14	W, 44-41 (OT)	Shannon Woods 3-yard TD run (OT)
Oct. 5, 2002	at #23 Texas A&M	18	35-17	W, 48-47 (OT)	Kliff Kingsbury to Nehemiah Glover 10-yard TD pass + Robert Treece PAT (OT)
Oct. 29, 1988	Texas	17	32-15	W, 33-32	Billy Joe Tolliver to Eddy Anderson 46-yard TD pass + 2-pt Conversion (2:36, 4Q)
Sept. 7, 1985	New Mexico	14	31-17	W, 32-31	Ansel Cole 5-yard TD run (1:24, 4Q)
Jan. 1, 2008	vs. Virginia	14	28-14*	W, 31-28	Alex Trlica 41-yard FG (0:02, 4Q)
Oct. 6, 1979	Texas A&M	11	20-9	W, 21-20	Greg Tyler 8-yard TD run (8:21, 4Q)
Nov. 14, 2020	Baylor	11	23-12	W, 24-23	Jonathan Garibay 25-yard FG (0:00, 4Q)
Oct. 7, 1989	#19 Texas A&M	10	24-14	W, 27-24	Jamie Gill to Travis Price 35-yard TD pass (0:50, 4Q)
Sept. 18, 1982	Air Force	10	27-17	W, 31-30	Jim Hart to Leonard Harris 12-yard TD pass (5:00, 4Q)
Oct. 23, 2010	at Colorado	10	24-14	W, 27-24	Matt Williams 36-yard FG (2:08, 4Q)
Nov. 24, 2017	at Texas	10	23-13*	W, 27-23	Nic Shimonek to Cameron Batson 16-yard TD pass (1:47, 4Q)

* games where Texas Tech led by this deficit during the quarter, not at the start of it.

Editor's Note: Records date back to Texas Tech's entry into the Southwest Conference in 1960. All come-from-behind victories of 10 or more points during that time frame are listed.

MARGINS/STREAKS

CONSECUTIVE VICTORIES

Dates	Wins
Nov. 17, 2007-Nov. 8, 2008	12
Sept. 17-Nov. 26, 1938	10
Oct. 17, 1953-Sept. 25, 1954	10
Oct. 6, 1973-Sept. 14, 1974	10
Oct. 1-Nov. 19, 1932	9
Oct. 6-Nov. 30, 1933	8
Oct. 5-Nov. 21, 1940	8
Sept. 11-Nov. 13, 1976	8
Nov. 27, 2004-Oct. 15, 2005	8
Oct. 16-Nov. 25, 1937	7
Oct. 2-Nov. 13, 1965	7
Nov. 20, 2010-Oct. 1, 2011	7
Aug. 30-Oct. 19, 2013	7
Oct. 14-Nov. 25, 1978	6
Sept. 5-Oct. 10, 1998	6

CONSECUTIVE LOSSES

Dates	Losses
Nov. 17, 1956-Oct. 19, 1957	8
Sept. 22-Nov. 10, 1962	8
Oct. 26, 1929-Sept. 27, 1930	7
Dec. 31, 1949-Oct. 21, 1950	6
Sept. 27-n/a, 1952	6
Sept. 26-Oct. 31, 1981	6
Sept. 23-Oct. 21, 1944	5
Jan. 2-Oct. 13, 1956	5
Oct. 10-Nov. 7, 1959	5
Nov. 12, 1960-Oct. 7, 1961	5
Sept. 24-Oct. 22, 1966	5
Nov. 21, 1970-Sept. 25, 1971	5

Sept. 28-Nov. 2, 1985	5
Sept. 11-Oct. 9, 1993	5
Oct. 29-Nov. 25, 2011	5
Oct. 26-Nov. 28, 2013	5
Oct. 27-Nov. 24, 2018	5

CONSECUTIVE HOME VICTORIES

Dates	Wins
Sept. 24, 1994- Oct. 5, 1996	13
Nov. 25, 1939- Nov. 21, 1941	12
Nov. 17, 2007- Oct. 10, 2009	12
Sept. 15, 1973- Nov. 9, 1974	11
Nov. 6, 2004- Sept. 23, 2006	11
Oct. 27, 1945- Oct. 11, 1947	9
Oct. 2, 1999- Oct. 7, 2000	9
Oct. 19, 2002- Nov. 1, 2003	9
Oct. 8, 1926- Oct. 22, 1927	8

CONSECUTIVE ROAD VICTORIES

Dates	Wins
Nov. 22, 1952- Sept. 18, 1954	8
Nov. 26, 1932- Oct. 12, 1934	7
Oct. 30, 1937- Oct. 22, 1938	7
Sept. 23, 1972- Nov. 18, 1972	5
Oct. 6, 1973- Dec. 29, 1973	5
Sept. 25, 1976- Nov. 27, 1976	5
Jan. 1, 2008- Oct. 25, 2008	5
Nov. 6, 1954- Oct. 1, 1955	4
Nov. 8, 1997- Sept. 26, 1998	4
Jan. 1, 2011- Oct. 22, 2011	4
Dec. 28, 2012- Oct. 19, 2013	4

CONSECUTIVE CONFERENCE WINS

Dates	Wins
Oct. 13, 1973- Sept. 28, 1974	7
Nov. 17, 2007- Nov. 8, 2008	7
Oct. 16, 1993- Sept. 24, 1994	6
Oct. 2, 1965- Nov. 13, 1965	5
Oct. 10, 1970- Nov. 14, 1970	5
Oct. 9, 1976- Nov. 13, 1976	5
Oct. 21, 1978- Nov. 25, 1978	5
Nov. 18, 1967- Oct. 12, 1968	4
Oct. 25, 1975- Nov. 15, 1975	4
Oct. 11, 1986- Nov. 8, 1986	4
Oct. 21, 1989- Nov. 18, 1989	4
Nov. 9, 1991- Sept. 26, 1992	4

MISCELLANEOUS RECORDS**MARGIN OF VICTORY (OVERALL)**

Year	Opponent	Score	Margin
1925	Wayland	120-0	120
1932	Trinity	79-0	79
2018	Lamar	77-0	77
1953	New Mexico A&M	71-0	71
2007	Northwestern State	75-7	68
1932	Austin College	64-0	64
1927	Panhandle A&M	62-0	62
2006	Southeastern La.	62-0	62
2004	Nebraska	70-10	60
1938	at Oklahoma City	60-0	60
2005	Sam Houston State	80-21	59
2000	Oklahoma State	58-0	58
1985	TCU	63-7	56
2005	Indiana State	63-7	56
1938	Loyola of the South	55-0	55
1990	SMU	62-7	55
2001	Stephen F. Austin	58-3	55
1939	Arizona State	54-0	54
1950	Texas Western (UTEP)	61-7	54
2005	Florida International	56-3	53
1967	Iowa State	52-0	52
1987	Rice	59-7	52
2009	Kansas State	66-14	52
2016	Stephen F. Austin	69-17	52
2002	Baylor	62-11	51
1993	Houston	58-7	51
2015	UTEP	69-20	49
2002	at New Mexico	49-0	49
1964	West Texas State	48-0	48
2013	Stephen F. Austin	61-13	48
2012	at Texas State	58-10	48
2003	at Baylor	62-14	48
2003	SMU	58-10	48
1993	Pacific	55-7	48
1940	Miami	61-14	47
1952	North Carolina St.	54-7	47
1954	Houston	61-14	47
1930	Abilene Christian	53-7	46
1931	Colorado Mines	46-0	46
1951	at New Mexico	60-14	46
2017	at Kansas	65-19	46
2017	Eastern Washington	56-10	46
2011	at New Mexico	59-13	46
2009	Rice	55-10	45
1997	Southwestern La.	59-14	45
1932	Panhandle A&M	44-0	44
1971	at Baylor	63-19	44
2002	Utah	45-2	43
2010	Weber State	64-21	43
1953	at Tulsa	49-7	42
1954	Tulsa	55-13	42
1954	at Hardin-Simmons	61-19	42
1970	UC Santa Barbara	63-21	42
2008	Massachusetts	56-14	42
1951	Arizona	41-0	41
1952	West Texas St.	48-7	41
1941	St. Louis	46-6	40
1948	Texas Western (UTEP)	46-6	40
2007	at SMU	49-9	40
2011	Texas State	50-10	40
2002	vs. Clemson*	55-15	40

MARGIN OF VICTORY (CONFERENCE)

Year	Opponent	Score	Margin
2004	Nebraska	70-10	60
1985	TCU	63-7	56
1990	SMU	62-7	55
1987	Rice	59-7	52
1993	Houston	58-7	51
2003	at Baylor	62-14	48
2017	at Kansas	65-19	46
2001	at Baylor	63-19	44
2008	at #19 Kansas	63-21	42
2005	Texas A&M	56-17	39
2005	Kansas State	59-20	39
1977	at SMU	45-7	38
2013	at Kansas	54-16	38
2008	#8 Oklahoma State	56-20	36
2016	Kansas	55-19	36
1977	Rice	42-7	35
2015	Iowa State	66-31	35
2012	#4 West Virginia	49-14	35
1969	Baylor	41-7	34
1975	at TCU	34-0	34
2006	Baylor	55-21	34
1994	vs. Houston	34-0	34
1977	TCU	49-17	32
2018	Kansas	48-16	32
1973	Baylor	55-24	31
2007	at Baylor	38-7	31
1994	Baylor	38-7	31
1988	Baylor	36-6	30
1989	TCU	37-7	30
2008	at Kansas State	58-28	30

MARGIN OF VICTORY (BIG 12 ERA)

Year	Opponent	Score	Margin
2004	Nebraska	70-10	60
2003	at Baylor	62-14	48
2017	at Kansas	65-19	46
2001	at Baylor	63-19	44
2008	at #19 Kansas	63-21	42
2005	Texas A&M	56-17	39
2005	Kansas State	59-20	39
2013	at Kansas	54-16	38
2008	#8 Oklahoma State	56-20	36
2016	Kansas	55-19	36
2015	Iowa State	66-31	35
2012	#4 West Virginia	49-14	35
2006	Baylor	55-21	34
2018	Kansas	48-16	32
2007	at Baylor	38-7	31
2008	at Kansas State	58-28	30

MARGIN OF DEFEAT

Year	Opponent	Score	Margin
2011	#2 Oklahoma State	6-66	60
2016	at Iowa State	10-66	56
2014	at #10 TCU	27-82	55
2000	#1 Nebraska	3-56	53
1999	at 10 Texas	7-58	51
1986	at #2 Miami (Fla.)	11-61	50
2002	at #4 Oklahoma	15-60	45
2008	at #5 Oklahoma	21-65	44
1949	at Texas	0-43	43
1963	at #4 Texas	7-49	42
1969	at #4 Texas	7-49	42
1978	at #8 Arkansas	7-49	42
1941	Texas A&M	6-47	41
1994	vs. #21 USC*	14-55	41
1995	at #13 Texas	7-48	41
1945	at Oklahoma A&M	6-46	40

MARGIN OF DEFEAT (CONFERENCE)

Year	Opponent	Score	Margin
2011	#2 Oklahoma State	6-66	60
2016	at Iowa State	10-66	56
2014	at #10 TCU	27-82	55
2000	#1 Nebraska	3-56	53
1999	at 10 Texas	7-58	51
2002	at #4 Oklahoma	15-60	45
2008	at #5 Oklahoma	21-65	44
1949	at Texas	0-43	43
1963	at #4 Texas	7-49	42
1969	at #4 Texas	7-49	42
1978	at #8 Arkansas	7-49	42
1995	at #13 Texas	7-48	41
2019	at #6 Oklahoma	16-55	39
1977	at Houston	7-45	38
2010	at #16 Oklahoma	7-45	38
2012	at #24 Oklahoma State	21-59	38
1986	at #14 Texas A&M	8-45	37
2015	at #17 Oklahoma	27-63	36
1961	Rice	7-42	35
1968	#9 Arkansas	7-42	35
1988	at Texas A&M	15-50	35
2001	at #5 Texas	7-42	35
2005	at #2 Texas	17-52	35
2021	at Texas	35-70	35
1962	#3 Texas	0-34	34
1962	#7 Arkansas	0-34	34
2011	Iowa State	7-41	34
2020	#24 Oklahoma	28-62	34
1969	at #2 Arkansas	0-33	33
1989	#7 Arkansas	13-45	32
2011	at #25 Texas	20-52	32
2014	at #22 Kansas State	13-45	32
1961	Texas A&M	7-38	31
1984	#16 SMU	0-31	31
1985	at Baylor	0-31	31
1986	#17 Baylor	14-45	31
1992	at Rice	3-34	31
1995	at #13 Texas	7-48	31
2003	at Missouri	31-62	31
2003	#1 Oklahoma	25-56	31
2007	at #15 Missouri	10-41	31
2012	at #4 Kansas State	24-55	31
2016	#20 West Virginia	17-48	31
2021	at #4 Oklahoma	21-52	31
2004	#5 Texas	21-51	30

* represents bowl games

MISCELLANEOUS RECORDS

OVERTIME GAMES (10-7)

Date	Opponent	W/L	TT	OPP	OT	GAME-WINNING SCORING PLAY
Oct. 6, 2001	Kansas	L	31	34	20T	Johnny Beck 37-yard field goal
Sept. 21, 2002	#16 N.C. State	L	48	51	OT	T.A. McLendon 8-yard touchdown run
Oct. 5, 2002	at #23 Texas A&M	W	48	47	OT	Robert Treece PAT (followed Kliff Kingsbury to Nehemiah Glover 10-yard touchdown pass)
Nov. 13, 2004	at #22 Texas A&M	L	25	32	OT	Courtney Lewis 25-yard touchdown run
Sept. 9, 2006	at UTEP	W	38	35	OT	Alex Trlica 49-yard field goal
Dec. 29, 2006	vs. Minnesota	W	44	41	OT	Shannon Woods 3-yard touchdown run
Oct. 11, 2008	Nebraska	W	37	31	OT	Eric Morris 1-yard touchdown run
Oct. 20, 2012	at #21 TCU	W	56	53	30T	Seth Doege to Alex Torres 8-yard touchdown pass
Nov. 10, 2012	Kansas	W	41	34	20T	Eric Stephens to Darrin Moore 3-yard touchdown pass
Nov. 24, 2012	vs. Baylor	L	45	52	OT	Glasco Martin 4-yard touchdown run
Oct. 29, 2016	at TCU	W	27	24	20T	Clayton Hatfield 37-yard field goal
Nov. 4, 2017	Kansas State	L	35	42	OT	Skyler Thompson to Byron Pringle 8-yard touchdown pass
Oct. 12, 2019	at #22 Baylor	L	30	33	20T	JaMycal Hasty 5-yard touchdown run
Sept. 26, 2020	#8 Texas	L	56	63	OT	Sam Ehlinger to Joshua Moore 12-yard touchdown pass
Sept. 10, 2022	#25 Houston	W	33	30	20T	Donovan Smith 9-yard touchdown run
Sept. 17, 2022	#22 Texas	W	37	34	OT	Trey Wolff 20-yard field goal
Nov. 26, 2022	Oklahoma	W	51	48	OT	Trey Wolff 35-yard field goal

OVERTIME TEAM RECORDS

Overall Record	10-7
Record in Home Games	5-4
Record in Road Games	4-2
Record in Neutral Site Games	1-1
Record in Bowl Games	1-0
Record when Texas Tech receives ball first	2-1
Record when opponent receives ball first	8-6
Most Overtime Periods	3, at TCU (2012)
Most Points Scored	20, at TCU (2012)
Most Points, Both Teams	37, at TCU (2012)
Fewest Points Allowed	0, four times
Fewest Points, Both Teams	3, three times
Touchdowns	3, at TCU (2012)
Total Offense Yards	75, at TCU (2012)
Rushing Yards	26, vs. Houston (2022)
Passing Yards	64, at TCU (2012)
Longest Drive, Plays	7, at Baylor (2019)
Shortest Drive, Plays	1, at TCU (2012)
Shortest Drive, Yards	-7, at UTEP (2006)
Opponent Longest Drive, Plays	7, vs. Houston (2022)
Opponent Shortest Drive, Plays	1, twice; at Texas A&M (2004), vs. Texas (2022)
Opponent Shortest Drive, Yards	0, three times; at UTEP (2016) vs. Nebraska (2008), vs. Texas (2022)

OVERTIME INDIVIDUAL RECORDS

Points	6, several times
Touchdowns	1, several times
Rushing Attempts	4, SaRodoric Thompson at Baylor (2019)
Rushing Yards	22, SaRodoric Thompson vs. Texas (2022)
Longest Rushing Play	17, SaRodoric Thompson vs. Texas (2022)
Longest Rushing Touchdown	15, Patrick Mahomes II at TCU (2016)
Passing Attempts	9, Seth Doege at TCU (2012)
Passing Completions	6, Seth Doege at TCU (2012)
Passing Yards	63, Seth Doege at TCU (2012)
Longest Pass Completion	25, Seth Doege at TCU (2012)
Longest Passing Touchdown	25, Seth Doege at TCU (2012)
Receptions	2, twice; Joel Filani vs. Minnesota (2006) Darrin Moore vs. Kansas (2012)
Receiving Yards	25, Jakeem Grant at TCU (2012)
Field Goals Attempted	1, five times, last Trey Wolff vs. Oklahoma (2022)
Field Goals Made	1, five times, last Trey Wolff vs. Oklahoma (2022)
Longest Field Goal Made	49, Alex Trlica at UTEP (2006)

Editor's Note: The NCAA did not allow overtime until bowl games during the 1995 season and then was implemented fully prior to the start of the 1996 campaign.



TEXAS TECH ALL-TIME LETTERWINNERS

--A--	Anderson, Eddy	1985-88	Baker, Elva	1931-33	Berard, John	2020	
Abendschan, John	1995-96	Anderson, Jack	2017-20	Baker, John T.	1948-50	Berlingeri, Angel	1976
Abrigg, Peter	1999-02	Anderson, L. Don	1943	Baker, Kenny	1965-67	Bernwanger, Brian	1971-73
Acevedo, Gerardo	2009-10	Anderson, Lamont	1999-02	Baker, Renie	1980-81	Bergman, Kim	1973-75
Adami, Tres	1976-78	Anderson, Phil	1982-83	Baker, Tim	1997-00	Best, Robert	1969-71
Adams, Bill	1977-79	Anderson, Robert	1993-95	Balch, Jerry Don	1963-64	Bethel II, Nigel	2014-15
Adams, Bo	1994-95	Anderson, Terry	1975-77	Bales, J.W., Mgr.	1967	Biggus, Charlie	1990-92
Adams, Cat	1993-94	Andre, David, Tr.	1980-82	Balfanz, Ralph	1937-38	Bingham, Francis	1939-41
Adams, Kirby	1991-92	Andrews, Dick	1948-49	Ballard, James, Mgr.	1974-75	Bingham, Park	1972
Adams, William A.	1964-65, 67	Andrews, John	1947-48	Ballew, Jess Lee	1942	Bird, Bront	2007-10
Adams, Zach	2017, 2019	Anthony, Alton	1950	Banks, Kenneth	1990	Birdwell, John R.	1944
Addison, Quincy	2019	Anthony, Ben	1932	Banks III, Paul	2015-16	Birdwell, Russell	1945-46
Adedire, Joseph	2022-	Anthony, Don	1950	Banks, Shawn	1992-95	Birkholz, Chris	1998-00
Adkins, Gregg	1975-77	Anthony, Steve, Mgr.	1982	Barbee, Britton	2007-09	Bischof, Hans	1978-80
Agan, John Alvin	1963-65	Anunda, Matthew	2017	Barber, Don	1956-57	Bischofberger, Brett	2004-05
Agoucha, Bobbie	2010	Arubakrr, Hasson	1981-82	Barden, Michael	2015-18	Bishop, Brian	2004
Aguiar, Michael	2010	Ardoin, Ty	1995-98	Barfoot, Clayton	1936-37	Bishop, Ryan	2001-04
Akammonu, Madison	2016-19	Arista, Danny	1988	Barginear, Wayne	1964-65	Blackburn, W. E.	1925-27
Aldridge, Kerm	1936	Arledge, Richard	1975-77	Barker, Brian	1992	Black, Clyde	1944
Aleman, Josh	2005-06	Armour, Anthony	1992-93, 95-96	Barksdale, David	1986	Blackshear, Rodney	1987-91
Alexander, Antwan	1997-00	Armstrong, Sonny	1961-62	Barlow, Joe	1934-35	Blair, Roy	1961
Alexander, Chuck	1981-83	Arnold, Jim	1967	Barnard, Chas. F.	1937	Blanda, Peter P.	1941
Alexander, Moody, Mgr.	1952-54	Artebrun, E. F.	1950-51	Barnes, Jalen	2014-15	Blankenbaker, Keyon	2022
Alford, Gene	1925	Atoe, Sam	2014-15	Barnes, Joe	1971-73	Blankenbaker, Charlie	1954-56
Alford, Larry	1967-68	Austin, Don	1940-42	Barnes, Mike	1975	Blidi, Philip	2020-22
Allamon, Kyle	1996, 98-99	Austin, Zach	2014-15, 2018	Barnes, Zach	2013, 2015-17	Bluntzer, Bob	1952
Allbright, W. T.	1940-42	Avent, John	1965-67	Barnett, Bill	1943	Bloxom, Tom	1974
Allcorn, R. V.	1955-56	Awe, Micah	2012-15	Barnett, Gene V.	1937-38	Boatwright, Mark, Tr.	1981-82
Allen, Bobby	1966-68	Aycock, Greg	2003-05	Barney, Phil	1969-71	Bolch, Bill, Mgr.	1972
Allen, Charles	1948-49	Aycock, Ryan	2000-03	Barr, Audrey	2010-11	Bomar, Jerry	1974-75
Allen, Curtis	1930	Ayers, Ross	1930-32	Barrington, Paul	1951-52	Bonds, Doug	1989
Allen, Dakota	2015, 2017-18	Aylor, Scott	1991-94	Barron, Mickey	1958-59	Bongo-Wanga, Loliki	2002-03
Allen, Dennis	1971-73			Barron, Vernon	1950-53	Bonney, John	2018
Allen, Kisean	2015-18	--B--		Bartee, Eric	2001-02	Booe, Jackie	1965-66, 68-69
Allen, Peter	1990-93	Bachman, Thomas	2002-03	Bartel, Gary	1972-74	Bostick, Thurman	1937
Allen, Scott	1990-91	Baer, Terry	1978-81	Barton, Brent	1989-90	Boswell, Roland	1984-85
Allen, Willie	1976	Baggett, Jackson	2022	Barton, Raymond	1932-33	Bothwell, Bill	1975-76
Allison, Jimmy	1957	Bailey, Michael	2002-03	Bass, Jeff, Tr.	1977-78	Bounds, Mark	1991
Allison, Rodney	1975-77	Bailey, Sam	1976-78	Bass, Sheldon	1994, 96	Bouyer-Randle, Brandon	2020-21
Alston, Demetrius	2013-15	Baillio, Loyce J.	1940-41	Batch, Baron	2006, 2008-10	Bowdre, David	1983-84
Amaro, Jace	2011-13	Bain, Tyrus	1939-41	Bates, Brent	1980	Bowles, Don, Mgr.	1983-86
Amendola, Danny	2004-07	Baine, Michael	1982	Bates, Ricky	1973-75	Bowman, Alan	2018-20
Amerson, Glen	1958-60	Bagley, Brandon	2012-14	Batson, Cameron	2014-17	Bowman, Andrew	2012
Amonett, Randy, Mgr.	1974-75	Bake, Dek	2004, 06	Baty, Gaines	1970-72	Bowman, De'Quan	2017-18
Amonett, Thayne	1940-41	Baker, Byron	1993	Baugh, David Lynn	1964-66	Bowman, Reed	2018
Anderson, Donny	1963-65	Baker, Cody	2005	Baughman, Erik	2016	Bownds, Reagan	1995, 97-99
				Baze, Winfred	1934-35	Box, Sammy, Tr.	1977-80
				Bean, Gerald	1982, 1985	Boyd, Brady	2022
				Bearden, Bob	1965	Boyd, Cole	2020-22
				Beauchamp, J. V.	1933-35	Boyd, Darien	2019
				Beavers, Dusty	1992-93	Boyd, Marcus	2000-03
				Bechtol, Hubert	1943	Boyd, Russ, Tr.	1976-78
				Beck, Adam	2019-20	Boyer, Gary	1952-54
				Beery, Charlie	1973-74	Boysaw, Ricky	1984-87
				Beicker, James	1973	Bozeman, Andrew	1981-83
				Bell, Javon	2012	Bradford Jr., Tony	2019-
				Bell, Jerry	1957-58	Bradham, Parker	2013
				Bell, Leroy		Bradley, Jerand	2022-
				Benefield, Mike	1996	Bradshaw, Calvin	2004
				Bennett, Jimmy	1967-69	Bradshaw, R. D.	1952-55
				Benson, Xavier	2019	Bradshaw, Troy	2019
				Bentley, Gene	1956-58	Brandon, Vincent	1991



▲ RODNEY ALLISON

TEXAS TECH ALL-TIME LETTERWINNERS

Branson, Leland, Tr.	1982	Burchett, Brian	1999	Carter, KeSean	2018-20	Coats, Jack	1942-46
Brawner, Judson	1948-49	Burden, Greg	1988-90	Carter, McLane	2017-18	Cobb, Daniel	2010-12
Brenner, David	2013-15	Burge, Landon	2007	Cartwright, Robby	1996-98	Cockburn, Jackie	1948-52
Brenner, Wich	2000-03	Burger, Josh	2020-21	Case, Harry	1970-72	Cockrell, Joe	1983
Breuer, Lou	1966-68	Burke, Bill	1955	Castaneda, Robert	2015	Cockrum, Keith	1996-99
Brewer, Michael	2012-13	Burke, Paul	1993	Castro, Aaron	2021	Cole, Ansel	1983, 1985
Brewer, Robert	1943	Burley, Ecomet	1972-75	Caudle, Craig	1980-82	Cole, Curt	1979-81, 1983
Briggs, Derrick	1998-00	Burnett, Larry	1972-73	Caughlin, Robert	1977-78, 1980	Cole, Floyd	1957-58
Brinkley, Brik	2007-09	Burns, Austin	2006-09	Cavazos, Bobby	1951-53	Cole, Kevin, Mgr.	1984-87
Brinkley, Sylvester	2004-05	Burns, Chris	1986, 1988	Cavazos, Dick	1949-50	Cole, Myles	2022-
Brisco, Michael	1989	Burns, George	1976-77	Cavazos, Sone	1994-96	Coleman III, Douglas	2016-19
Britton, Edward	2006-09	Burris, Blake	2022-	Cecil, James	1964-65	Coleman, Hunter	2005
Brixey, Jeryl L.	1985-86	Bush, Dartwan	2010-13	Cecil, Toby	2000-03	Coleman, Marcus	1992-95
Broadfoot, Hal R.	1954-56	Bushong, Bruce	1969-71	Chafin, Greg	1981	Coley, Michael	2015-16
Brock, Bryan	1984	Bustin, Ryan	2012-14	Chambers, Sid	1982-85	Collier, Blake	2006-07
Brock, Jim	1958-60	Butler, Eric	1994-97	Chance, Andy	1991	Collier, Cole	2015-16
Brooks, Charles	1952	Butler, Tony	1967-68	Chandler, Corey	1994, 95-97	Collingsworth, Justin	1996-98
Brooks, Donny	1991-93	Butts, Aubrey	1933	Chandler, Damian	2001	Collins, Chad	1984
Brooks, Jordyn	2016-19	Buzzard, Danny	1981-84	Chandler, Freddie	1973	Collins, Jim	1955
Brooks, Tahj	2020-	Byers, Ronald	1981-84	Chapman, Miles	1937	Collins, Seth	2018, 2020-21
Brooks, Tyrone	1993	Byerly, Daylon	1974	Charbonnet, Daniel	2006-08	Colombi, Henry	2020-21
Brosseau, Tom	1972	Byrd, Fred	1935	Charbonnet, Taylor	2008-09	Cones, Tommy	1972-74
Brothers, Buddy D.	1928-30	Byrnes, Shawn	2006-09	Chase, Joe	1983, 1985	Conley, James Bud	1949-50
Broussard, Jamall	2000	Byrun, Dean	1960-62	Cheatham, Earnest	1974	Cook, Cliff	1972
Brown, Baylen	2013-16			Cheek, Harris	1937-38	Cook, Phil	1950-51
Brown, Dale	1979, 1981, 1983	--C--		Chernosky, Maurice	1936-37	Cooper, Eric	2000
Brown, Darwin	1996-98	Cade, Brad	1994-95	Cherry, Randall	2002-05	Cooper, Justin	2012
Brown, David	1950-52	Caldwell, Jerry	1984	Chester, Alex	2011-12	Cooper, Randy, Tr.	1974-76
Brown, Fred	1943-47	Calhoun, Charlie	1937-39	Chidozie, Dion	2010	Copeland, Jeff	1977-79
Brown, James, C.	1937	Callahan, J. R.	1941-42	Christensen, Lennard	2000-02	Cordell, J. R.	1951-52
Brown, Jesse	2017	Callaway, P. C.	1925-26	Christian, Daniel	2004-05	Corker, Shawn	2011-14
Brown, Jody	1993-96	Callis, Andrew	1997	Clark, Adrian	1932-34	Corkley, Davis	1970-72
Brown, Joe	1966-68	Calvert, Denis		Clark, Jim	1950	Corley, Vaughn	1926-28
Brown, Jordan	2022-	Campbell, Cliff	1974	Clark, Kyle	2011	Corn, Roger	1992-93
Brown, Ross	1948-49	Campbell, Chris	1976-77	Clark, Le'Raven	2012-15	Cornelius, Samuel	1963-64
Brown, Steve, Tr.	1970-72	Campbell, Cody	2001-04	Clark, Tracey	1992	Costas, Nick	1973
Brown, Sylvester	1974-76	Campbell, Dave, Mgr.	1979-81	Clecker, James	1945	Costilla, Brant	2012
Brown, Tony	1990-91	Campbell, Doug	1954-56	Clemmons, Jason	1992-93	Countryman, Stan, Tr.	1977-78
Brown, Tony	2015-16	Campbell, John, Mgr.	1981-82	Cleveland, Trey	2020-22	Coutee, Keke	2015-17
Brown, Wm. L.	1939-40	Campbell, Richard	1966, 68-69	Cline, Bobby	1957, 59-60	Cowan, Boyd	1985-88
Browning, David	1969-71	Cannon, Dempsey	1935-36	Close, Bobby	1949-51	Cox, George	1966-67
Browning, James P.	1943	Cannon, Douglas	1961-62	Close, Edgar	1931	Cox, T. M.	1943-45
Browning, Jess L.	1935-36	Cantrell, Dylan	2013-14, 2016-17	Cluck, Matthew	2017	Crabtree, Michael	2007-08
Browning, Leslie	1934-36	Cappleman, Edgar	1926-29	Cluff, Ron	1982	Craig, Stephen	1993
Broyles, Bobby	1948-50	Capps, Gene	1948-49				
Bruce, Joe	1954-55	Caraway, Doyle	1940-42				
Bruffy, Travis	2016-19	Carde, Ethan	2020-22				
Brumfield, Kyan	2020	Carmichael, Jimmy	1971-73				
Bryan, Bill	1952-54	Carona, Donnie	2008-11				
Bryan, Walter	1953-54	Carpenter, Beau	2011-13				
Bryant, Dewayne	1993	Carpenter, George	1949-50				
Bryant, George Marc	1964-66	Carpenter, Hurley	1925-28				
Bryant, Ted, Tr.	1980-82	Carr, Steve	1989-92				
Brydon, Jonathan	2009-10	Carr, Tyler	2017-19				
Buchanan, Ty	2022-	Carrell, John	1963-65				
Bucy, Rusty	1999-00	Carruth, Erik	1996-98				
Buell, Harold	1974-76	Carter, Brandon	2006-09				
Buflin, Costin	1944-45	Carter, Carl	1982-85				
Buford, Maury	1978-81	Carter, Charles	1952				
Bullitt, Terrance	2010-13	Carter, James	1949-50				
Bunton, Marcus	2005-07	Carter, Jeff	1988				
Buntyn, Bobby	1993	Carter, John	1992				



▲ BRANDON CARTER

PREVIEW

RED RAIDERS

STAFF

'22 REVIEW

HISTORY

RECORDS

TEXAS TECH

TEXAS TECH ALL-TIME LETTERWINNERS

Crain, Alton	1992-94	Dauphine, Corey	2016	Douglas, Don	1952-53	Eaton, Leric	1989-90
Crawford, Aaron	2007-11	David, Robert	1967	Douglass, Tom	1939-41	Eddington, Clifton	2005
Crawford, Bob	1933	David, Stan	1981-83	Dove, Marc	1969-71	Edgemon, Charles	
Crawford, Dorian	2013-14	Davis, Cody	2000-02	Dowdy, Bruce	1968-70	Edmonds, Freeman	1929
Crawford, Pat	1948-49	Davis, Cody	2009-12	Dowell, G. C. (Mule)	1932-34	Edrington, Walter	1947
Crawford, Tim	1982-85	Davis, Glenn, Tr.	1975-78	Doyle, Wells Thomas	1963-64	Edwards, Derreck	2012-13
Crenshaw, Ray	1947	Davis, Greg	1975-77	Drew, Devin	2020-21	Edwards, Don, Mgr.	1977-79
Crews, George	1952	Davis, Hollis	1951-52	Drye, Carrol	1949-50	Edwards, Jimmie Don	1964-66
Crews, J. J.		Davis Jr., John	2018-19	Dubiski, Brian	1988-91	Edwards, Lonnie	2008-11
Crider, Richard,	1954-55	Davis, Jon	1992-94	DuBose, Bill	1988-90	Edwards, Pete	1950-52
Cripps, Keith	1991	Davis, Jordan	2012-14	DuBuc, Matt	1993-96	Edwards, Stan	1965-67
Crisp, Jamaal	1998	Davis III, Reginald	2013-16	Duckett, Adell	2001-04	Eduvaonen, Sam	2011-14
Criswell, Marty	1970	Davis, Scott	1982-85	Dudley, David	1974-75	Elam, Brad	1990-93
Crites, Harold	1929-32	David, William D.	1927-29	Dudley, Don	1943-44	Elbert, Jerry	1960-62
Crocker, Don	1970	Dawson, Keyunta	2003-06	Dudley, Norman	1954-55	Elder, Fletcher	1952
Crombie, Jeff	1978-81	Dawson, Wayne	1982-84	Duffey, Jett	2017-19	Elldridge, Kosi	2019-22
Crossley, Lewis	1950-52	Deaton, Dawson	2018-21	Duffie, Tim	1996-99	Elliff, David	1982-83
Crosson, Harold	1941-42	Dees, Blake	2011-13	Duke, Charles		Elledge, Earl Ben	1963
Crow, M. J.	1942	DeLaGarza, John	2017	Duke, Richard H.	1951	Elliott, John	1987-88
Cudd, Warren	1941-46	DeLagerheim, Mike	1990	Dulaney, Jajuan	2017	Elliott, Lin	1989-91
Culpepper, Will	1997-00	Dellinger, Floyd	1957-58	Duncan, Brian	2007-10	Elliott, Lynn	1954-55
Cumbie, Sonny	2002-04	DeLoatche, Darren	1989	Duncan, Jesse Robert	1939-41	Elliott, Tommy	1953-56
Cumby, Keith	1996	Dennison, Fussell	1925	Duncan, Leonard	1978-80	Ellis, Fertis	1986
Cummings, Billy	1978-80	Denton, Jeff	2002	Duncan, W. Doug		Ellis, James Alvis	1963-64
Cummings, L. M.	1978-80	DePasquale, John	1998-00	Duntap, Malik	2021-	Elmore, Ken	1951-53
Cummings, Ted	1946	Derryberry, Mike	1987-89	Dunn, Shane	1994-96	Emerson, Alan	1975-77
Cunningham, Wilbert	1975-77	DeWitt, Howard	1926-28	Duniven, Tommy	1974-76	Emert, Blake	2008, 2010
Cupp, Baylor	2022-	DeWhurst, Brett	2008-11	Dupre, Larry	1976-77	English, Pete	1952
Curfman, Leonard	1932-34	Dillion, Jack	1943-45	Durden, Tony	1984, 1986-87	Erickson, Paul	1999-01
Curfman, Raymond	1936-37	Dixon, Charlie	1955-57	Durham, Giorgio	2011	Ervin, Adrian	1995-97
Curley, Patrick	2019-22	Dixon, Derrick	2014-15	Durham, Jack	1928-31	Erwin, Paul	1951-53
Curtis, Kevin	1998-01	Dixon, McKinner	2005, 08	Duval, Charles	1934-36	Erxleben, Ryan	2009-13
Curtis, Trey	1991	Dodd, Billy	1939	Duval, Jason	1988-91	Escue, Tim	1988
--D--		Dodds, Ray Gene	1948-49	Dvoracek, Charlie	1939-41	Esiaba, Bobby	2013-15
Dailey, Bill	1925	Doege, Seth	2009-12	Dyas, Harry	1991	Essilfie, Malik	2019
Dale, Bouvier	1985-87	Doiron, Gary	1968	Dyer, Jim	1968-70	Estes, Pat	1975
Daniels, Charles	1939	Donahue, Ryan	1993-96	Dyer, Tom	1973-74	Ethridge, Richy	1980-81
Daniels, H. L.	1961-63	Dooce, C. A.	1930	Dykes, Jimmy	1954-55	Eubanks, Darrell	1954
Daniels, H. L.	1961-63	Dorris, Derek	1997-00	--E--		Evans, Charles	1967-69
Daniels, Tony	1993-94, 96	Dorrrough, Armon	2002	Earhart, Ralph	1946-48	Evans, Craig	1967
Darden, Tony	1994, 95-97	Dorsey, Vaughnte	2017-18	Earl, Don	1978-80	Evans, James	1942
Darnell, Randy	1981	Doss, Gene W.	1950	Earnest, LaShon	1994	Evans, Kindred	2011-12
Darr, Gene	1965-67	Douglas, Brandon	2004-05	Easterling, James	1997-00	Evans, Kirk	1985-87
Darr, Jewell	1930	Douglas, Cornelius	2009-12			Evans, Ricky	1973



▲ KEVIN CURTIS



▲ ADELL DUCKETT

TEXAS TECH ALL-TIME LETTERWINNERS

Everett, Eric	1984-87
Ewton, Michael	2017
Ezukanma, Erik	2019-21
--F--	
Falemi, Olaoluwa	2012-13
Farrar, Frank	1950
Farrar, Will	2018-20
Farris, Ervin	1985-88
Farris, Pat	1941
Farst, Mike	1977
Fehoko, Breiden	2015-16
Fehoko, Sam	2008-10
Fehoko, V.J.	2014
Feldt, Blake	1980-82
Felton, Demarcus	2015-18
Felton, Eric	1975-77
Felux, Pat	1973-75
Ferguson, Ronald	1989-90
Fewin, Hugh	1954-56
Fiebigger, Jerod	1993-95
Field, Brady	1992
Fielder, Ric	1997-98
Fields, DaMarcus	2017-21
Fikes, Jay	1954
Fikes, Ralph	1925
Filani, Joel	2003-06
Finau, Tomi	2000
Fincannon, Mark	1968-70
Fisher, Aaron	2010-13
Fite, Joe	1995-97
Fitzgerald, Scott	1991-94
Fitzhugh, L. W.	1952-53
Fitzpatrick, John	1974
Flannel, Jared	2008-11
Flowers, Larry	1976-79
Floyd, Nate	2021
Flugence, Lawrence	1999-02
Flushe, Raymond	1938-39
Ford, Rocky, Mgr.	1986
Ford, Steve	1981
Ford, Will	2009-10
Fortenberry, Rashad	2012-14
Fortner, Elmer	1933-34
Foster, Dee	1992-94
Foster, Robert	1961-62
Foster, Sadale	2012-13
Foster, Tanner	2010-11
Fouonji, Loic	2020-
Fowler, Clovis	
Fowler, Cory	2006-08
Fox, Denton	1967-69
France, Lawrence	1930-31
Francis, Carlos	2000-03
Franks, Clayton	2019-21
Franks, Jacoby	2008-11
Fraser, George	1959-61
Frasier, Ethan	2020-21
Frasure, Jim	1973-74
Frazier, Greg	1976-77
Freeman, Claskel	1992
Freeman, Roger	1966-68

Frisbie, Duke	1954-57
Fromm, Ulysses	1925
Frye, Adrian	2018-22
Fulks, Walter	1931
Fuller, Bob	1964-65
Fuller, Cody	2002-04
Fuller, Lance	2005-08
Fung, Donald	1951-52
Furgerson, Tom	1971-73
Fyfe, Kramer	2012-14
--G--	
Gaines, J.J.	2012-15
Gaines, Stephen	1992-93
Gallington, Deveric	2009-12
Gandy, Dylan	2001-04
Gann, Ricky	1982-84
Gantt, Robert	1967
Garcia, Jesse	1980-81
Garcia, Joe	2004-07
Gardenhire, Tal	1985
Gardner, John	1972-74
Garibay, Jonathan	2020-21
Garland, Stoney	1997
Garner, Bobby	1948-50
Garnett, Isaac	1985-88
Garrett, Colt	2017-18
Garrett, Luther Ray	1963
Garrison, Jerry	1960-62
Gatewood, Robin	1981
Gaulding, Jacke	1952
Geddie, Ralph	1946-47
Geiger Sr., Kaylon	2021
Gerlich, Bryan	1988-91
Gesch, Mark	1978-80
Gettys, Marshall	1946-49
Giddens, Brian	1997-00
Gilbert, Brad	1939
Gilbert, Craig, Tr.	1972-73
Gilbert, Larry	1965-67
Gilbreath, Byron	1940-42
Giles, Jamie	1978-80
Giles, Jonathan	2015-16
Gill, Jamie	1988-91
Gill, Kenneth	1963-65
Gill, Roger	1961-63
Gillespie, Campbell, Tr.	1979-80
Gilley, T. L.	1938-39
Gillenwater, E. W.	1942
Gilmore, Braxton	1933-34
Gilmore, Lonzell	2016-19
Gimmell, James	1945
Gladson, Charles	1962-64
Glover, Nehemiah	2001-04
Godeke, Harry F.	
Goff, Charles R.	1949
Golden, Gary	1966-68
Gordon, Preston	2018
Graham, Charles R.	1963-65
Graham, Lonnie	1954-56
Grammer, Kelly	1980
Grane, Grady	



▲ CARLOS FRANCIS

Grant, Jakeem	2012-15	Gurley, Dan	1958-60
Grantham, Terry	1974	Guy, David	1993
Graves, Frank	1950-51	Guzick, Frank	1936-38
Graves, Pearlle	2010		
Gray, Don, 1950	1952-53		--H--
Gray, James	1986-89	Hacker, James	1961
Gray, Jonathan	1997-99	Haddon, Robert	1997-98
Greaser, Jaret	1995-98	Hadnot, James	1976-79
Greathouse, Clinton	2000-02	Hahn, Jamie	1967-69
Green, Dick	1929	Hale, Billy	1941-42
Green, Pat	1952-53	Hale, Ryan	2006-09
Green, Robert	1948-49	Haliburton, Ryan	2009
Green, Tony	1972, 1974-75	Hall, Brian	1974-76
Greene, Wilmer	1937-38	Hall, Gabe	2005-06
Greer, Toby	1931-33	Hall, Robert	1990-93
Gregory, Clinton	1948-49	Hall, Rodney	2013-14
Greve, John	1980-81	Hall, Von	1990
Grief, Ross	1960	Hallmark, G. B.	1925
Griffin, Ben	2004	Hamby, Stephen	2007-08
Griffin, J.J.	2008	Hamill, Gene	1951-52
Griffis, Guy	1964-66	Hamilton, Adrian	2007
Griffith, Randy	1973	Hamilton, J.B. (Red)	1925
Grigg, Dicky	1967-69	Hamilton, Larry	1973-74
Grimes, Dennis	1960-62	Hamm, William O.	1929
Grimes, Don	1971-73	Hancock, Aaron	1995
Grimes, Robert	1985	Haney, James	1965-67
Guerra, Jonathan	2010-11	Hansen, Jaysoun	1998, 97
Gulley, J. L.	1947-48	Hansen, Joselio	2001-02



▲ NEHEMIAH GLOVER

PREVIEW

RED RAIDERS

STAFF

'22 REVIEW

HISTORY

RECORDS

TEXAS TECH

TEXAS TECH ALL-TIME LETTERWINNERS

Hanspard, Byron	1994-96	Hayden, Milburn	1947-48	Hill, Jon	1971	Howard, Paul	1999
Hardaway, Danny	1969-70	Haywood, Kenny	1995	Hill, Kolin	2016-18	Howard, Ray	1951-54, 1956
Hardwick, Pat, Tr.	1977-79	Hayhurst, Marlin	1927	Hill, Lloyd	1990-93	Howard, Thomas	1974-76
Hardy, Jack	1927	Haynes, Harlod	1948	Hill, Milton	1938-40	Howell, Harlan	1930
Hardey, Eugene	1944-46	Hays, Bobby	1943-44	Hill, Norman	1981-83	Hoyle, Andy	1969-71
Hargrave, Larry	1968-70	Hazelwood, Mark	1968-70	Hill, Volney	1925-28	Hrcncr, Pat	1982-83
Harland, Claude	1953-54	Head, Garland	1941-42, 45-47	Hilligoss, Jack	1948-49	Hubert, Cqulin	2010-11
Hartien, Matt	1979-80, 1982-83	Heffron, Kyle	2016-18	Hinton, D'Vonta	2015-16	Hudler, Chris	2003-06
Harmon, Clayton	2001-02	Heider, Matt	1998-01	Hilton, Hayes	1952, 1954-55	Hudson, Doug	1954-55
Harmon, Phillip	1938-39	Heitshusen, Luke	2015	Hines, Anthony	2005-08	Hudson, Hal	1963, 1965-66
Harmon, Steve, Tr.	1970-72	Hempel, Henry	1928	Hines, Jacob	2017-18	Huffman, Antonio	2003-06
Harrell, Graham	2005-08	Henderson, Bud	1949	Hinson, Jack	1945	Hughes, Chris	1995
Harrelson, Mark	1977-78	Henderson, Jim	1956-58	Hitchcock, Matt	1931-33	Hughes, Van	1979, 1981
Harris, Craig	1975-77	Henderson, Keith	1984-86	Hitzelberger, Bill, Mgr.	1972	Hulme, Jeff	1989-91
Harris, Denny	1978-81	Henderson, Taurean	2002-05	Hix, Robert	1948-50	Humphrey, Jim	1946
Harris, Don	1952, 1955	Henderson, Zac	1946-49	Hobbs, Rod	1994-95	Hobbs, Mike	1991-93
Harris, Donald	1987-88	Hendley, Jeff	1978	Hocutt, Drew	2022-	Hunt, Aaron	1999-02
Harris, Ely	1931-33	Hendrix, Ed	1993-95	Hodges, Cody	2002-05	Hunt, Bobby, L.	1951-54
Harris, Jamie	1980-81	Hendrix, Payton	2015-16	Hodges, J. Clarence	1928-30	Hunt, Coolidge	1960-62
Harris, L. D.	1925-27	Henington, Troy	1986-89	Hodges, Gerald	1960	Hunt, Gene, Mgr.	1979-80
Harris, Leonard	1981-83	Henkel, James R.	1964-66	Hodges, Slade	2003-05	Hunter, Rickey	1997-00
Harris, Marion	1932-34	Henley, Rajon	2006-09	Hodson, King	1990	Hunter, Victor	2007-09
Harris, Steven	2007	Hennig, Ray	1973-75	Hoefler, Landon	2006-08	Hurd, Shawn	1992-95
Harrison, Joe T.	1949-50	Henry, Jack	1956-57	Hoffman, Steve	1991-92	Hurley, Joe Ray	1964-66
Harrison, Scott	1988	Henry, Kenneth	1925	Hogan, Alex	2019-20	Hurst, Harold	1970-71
Hart, Donnie	1995-98	Henry, Ta'Zawn	2018-19	Hogue, Summitt	2012-13	Hurst, Jessie	1986-89
Hart, Jim	1979-80, 1982-83	Herschman, Bill	1954-55	Holcomb, Bill	1934-36	Hurt, Howard	1953-55
Hartfield, Preston	2001-02	Hernandez, Jeremy	1996-98	Holcomb, John	2020	Hutchings, Jaylon	2019-
Hartsfield, Pat	1954-57	Herndon, Bev	1961-62	Holladay, Mike	1967-69	Hutchins, E. J.	1949
Harvey, Riley	2009	Herr, Ronnie	1952-56	Holland, Jay	2002-03	Hutchison, Anthony	1979-82
Hasley, Don	1990-92	Herring, Durwood	1939	Holley, Don	1954	Hyder, Kerry	2010-13
Hastings, Brad	1983-86	Herro, George	1970-73	Holley, John, Mgr.	1979-82		--I--
Hatch, Alan	1976	Hess, Noah	2018	Holmes, Bob	1937-38		
Hatch, Tim	1949-50	Hester, RJ	2016	Holmes, Pat	1959-61	Ingram, Ja'Marcus	2019-20
Hatchett, Jerry	1980	Hibler, Milton	1970-71	Holub, E. J.	1958-60	Irons, Dan	1975-77
Hatfield, Clayton	2015-18	Hicks, Brad	2011	Hood, Floyd	1956-57	Irons, Ed	1940-42
Hatfield, Jesse	1954-55	Hicks, Jarrett	2003-06	Hooper, Byron	1989-91	Isaac, Larry	1973-76
Haverty, Trey	2001-04	High, Ja'Deion	2014-18	Hooper, Tony	1992	Ingram, Dicky	1970
Havili, Stone	2003-04	Hightower, Wes	1980-82	Hoskins, Cliff	1972-75	Ingram, Russell	1970-72
Hawk, Rashad	2008	Hildebrandt, Kelly	2006-07	Houston, Catron	2005		--J--
Hawkins, Bobby Eugene	1950	Hill, Bruce	1990-93	Howard, Daniel	2007-09		
Hawkins, Ernest Ray	1944, 46, 50	Hill, Buddy	1953-57	Howard, E. Shester	1963-65	Jackson, Artis	1984-87
Hawkins, Joey	2003-04	Hill, Chad	2004, 2006-07	Howard, Eli	2017-20	Jackson, Branden	2012-15
Hawkins, Jonathan	1997-01	Hill, David	1976-79	Howard, John	1968-69	Jackson, Charles	1984-85
Haws, Hartsell	1952	Hill, Harland	1997	Howard, Julius	2007-10	Jackson, Dee	1997-00



▲ BRAD HASTINGS



▲ LLOYD HILL

TEXAS TECH ALL-TIME LETTERWINNERS

Jackson, Earl	1949-59	Jones, Larry	1961-62	Kittle, Eddie	1985-88	Lawson, Ted	1969
Jackson, Hugh	1950	Jones, Leonard	1984-86	Kleinert, John	1969-71	Lawton, Billy, Tr.	1987
Jackson, Jacoby	2022-	Jones, Lewis	1935-37	Klinger, John	1975-76	Ledbetter, Newman	1940-41
Jackson, Jamaal	2003-04	Jones, Louis	1973-74, 1976	Knaus, David	1972-74	Lee, Bryan	1984-87
Jackson, Jiggs	1944-45	Jones, Noah	2017, 2019	Knight, Pat	1965-67	Lee, Nick	1995-96, 98
Jackson, Kevin	1990-91	Jones, Philip	2006	Knighton, Chris	2011	Leggett, Caden	2019-20
Jackson, Leete	1946-47	Jones, Richard	2006-09	Knotts, Jackson	2021-	Leggett, Thomas	2018-20
Jackson, Mark	1979-80	Jones, Roger	1978-80	Knowles, Jeff	1993-94	Leinert, Mike	1965-67
Jackson, Mike	1979-81	Jones, Ryan	1994-96	Knowles, Sid	1928-29	Lemons, Devin	1997-00
Jackson, Peter R.	1949-50	Jones, Sam Cleman	1933-35	Knox, Jimmy	1957-58	Leonard, Renaldo	1990
Jackson, Shawn	1991-93	Jones, Scott	1995	Knutson, Kash	2015-16	Leong, Lyle	2007-10
Jacobson, Tanner	2013	Jones, Tony	2017-18	Kocurek, Kris	1997-00	Lerma, Carlos	1957
James, Adam	2008-11	Jordan, Curtis	1973-75	Koester, Ed	1976	Lethridge, Zebbie	1994-97
Janes, Norman	1952-55	Jordan, Trent	1966	Kolbye, Kevin	1978-80	Levens, Randy	1973
Janke, Albert	1974	Joseph, Johnson	1995	Koontz, Travis	2019-21	Levi, Rika	2014-15
Jansen, J.P.	1999	Julian, Mark	1974-77	Krahl, Jimmy	1975-77	Lewis II, Derrick	2021
January, Glenn	1974	Junell, Robert	1967-68	Kummer, Kenneth	1952-55	Lewis, Detron	2007-10
January, Glenn Jr.	2003-06			Kuykendall, David	1973-76	Lewis, Don	1951-53
Jasin, P.J.	1996	--K--		Kyzar, Bobby	1954-55	Lewis, Glenn	1944, 1946-48
Jay, Jimmy	1941-42	Kacal, Kenny	1997-98			Lewis, Howie	1977, 1979
Jenkins, Malik	2013-16	Karam, Jacob	2010-11	--L--		Lewis, Kobey	2006-07
Jennings, Leslie	1926-27	Kaster, Jared	2012-15	Labaj, Stance	1991-92	Lewis, Robert	1981-84
Jeffers, Harrison	2009-10	Katrola, Alvin	1926-29	LaCour, Jonathan	2007-08, 2010	Lewis, SirDon	2002-05
Jeffers, Riko	2017-21	Kattner, Ken	1968-69	LaFleur, Grant, Mgr.	1982-84	Lewis, TreJon	2020-21
Jiles, Dwayne	1980-81, 1983-84	Kaufman, Ben	1993-96	Lambert, Bobbie	1952-53	Lillis, Steve, Tr.	1981-82
Jimerson, Kendell	2019	Kautz, Karl	1954-55	Lambert, Bryan	1982-83	Linder, Ty	2006-07
Jobe, Jeff	1972-74	Keane, Stanton	2015	Lambert, Gregg	1980-82	Lindsey, G. B.	1948
Jobe, Taylor	2003	Keck, Casey	2000-03	LaMaster, Cyrus	1933	Linne, Alton	1950-52
Joeckel, David	1979-82	Keeler, Matt	2022-	Lancaster, Randy	1972	Liscio, Mike	1989-92
Johnson, Anthony	1983-84	Keenan, Trey	2013-14	Lane, Dennis	1967-69	Lloyd, Dave	1955
Johnson, Byron	2000-03	Keene, Floyd	1973-74	Lane, Jaylon	2017	Lloyd, Jason	2020-22
Johnson, C.J.	2000-01	Keene, Mike	1977	Lang, Jerome	1993, 1995	Lockhart, Jesse	1927
Johnson, Chad	2003-04	Keesee, Aaron	1984-86	Langford, George	1929-31	Loper, Daniel	2001-04
Johnson, Dane	1994-97	Kegans, Bryan	2002-05	Langehennig, Miles	1969-71	Lorenz, Larry	1988
Johnson, D.J.	2009-12	Keith, Jeff	1984-87	Langley, Donald	2010-11	Lott, Charles	1988-89
Johnson, Elbert	1948-50	Kelley, Billy R.	1945-48	Lassiter, J. H.	1962	Lovelace, Jerry L.	1964-66
Johnson, Jah'Shawn	2014-18	Kelley, Blake	2009-10	Latch, Leonard	1937-38	Lovelace, Johnny	1960-62
Johnson, Jake	2007-08	Kelly, Don	1976-78	Lauderdale, Devon	2014-16	Lovelace, Leon	1966-68
Johnson, James	1984-86	Kempf, Rick	1980	Lautenslager, John, Mgr.	1974-76	Low, Trent	2022-
Johnson, Jamile	2016-17	Kennard, Marcus	2011-12	Lavender, Jayson	1993-94	Linne, Andy	1971
Johnson, Jerry	1951-54	Kennedy, Gary	1971	Law, Dan	1955-57	Lowe, Glenn	1939-41
Johnson, Mark	1977-79	Kenney, Chris	1992	Lawhorn, Floyd	1944-47	Lowery, Floyd	1967
Johnson, Marquis	2004-05	Kensing, Tracy	1978-80	Lawson, Homer	1944	Lowery, V. Leo	1963-64
Johnson, Michael	1984-87	Keown, Justin	2007-11	Lawson, Steve	1972	Lowrance, Greg	1969-71, Trainer
Johnson, Robert	1993-96	Kerns, Dane	1978-80				
Johnson, Robert	2005-06	Kent, Willie	1973				
Johnson, Rufus	1983	Keys, Josh	2014				
Johnson, Sean	1993-95	Kight, Lance, Mgr.	1975-77				
Johnson, Willie	1981-82	Knighton, Chris	2010-13				
Joiner, Robby	1992-93	Kilcullen, Bob	1953-56				
Joines, Jimmy	1954	Killian, Connor	2018-20				
Jones, Adaryan	2016	Kimbrough, Jesse	1981-83				
Jones, Brandon	2003-06	King, Don	1966-68				
Jones, Brian	2005, 07	King, Robert	1992-93				
Jones, Bruce	2012-13	King, Tre	2017-18				
Jones, Calvin	1972-74	King, Wendell	1954				
Jones, Casey	1994-96	Kingsbury, Kliff	1999-02				
Jones, Darrell	1998-01	Kinney, Mike	1990				
Jones, Everett	1952	Kinsey, Mike	1982-85				
Jones, Forrest	1938-39	Kirk, Ronnie, Tr.	1980-82				
Jones, Jason	1996, 98	Kirkpatrick, Ben	1989-92				
Jones, John P.	1950-52	Kirkpatrick, Jack	1952-55				

PREVIEW

RED RAIDERS

STAFF

'22 REVIEW

HISTORY

RECORDS

TEXAS TECH



▲ LYLE LEONG

TEXAS TECH ALL-TIME LETTERWINNERS

Lowrey, Curtis	1997-99	McBride, Mike	1984-87
Lozano, Gabriel	2020	McCain, Aubrey	1971-73
Lucas, Tom	1952	McCanies, Gene	1948-49
Lupar, Carlton	1933	McCann, Ivory	2001-02
Lusk, Tommy	1973-75	McCann, Nick	2017-20
Lyckman, Boyd, Mgr.	1972-74	McClellan, J. C.	1948
Lyman, Bill	1948-49	McClendon, Paul	1998-01
Lynch, Terry	1986-88	McCorkle, Andre	2009-10
Lynn, Anthony	1988-91	McCormick, Matt	2000-01
Lyons, Harold	1970-72	McCowan, Jeff	1979-80, 82-83
		McCoy, Zeno	1999-00
--M--		McCright, Gary	1975-77
Mack, Jacarthy	2015-16	McCullar, Kevin	1996-98
Mack, Johnnie	2003-04	McCurry, Dorrell	1946-48
Mackey, Leon	2011-12	McCurry, Lonnie	1938-40
Madison, Tevin	2014-16	McCutchen, Doug	1970-72
Madison, Wm. C.	1949-52	McCutchen, Shae	1999
Mahan, Richard	1960-62	McDaniel, Terry	2009-12
Mahler, J. B.	1948	McDermard, Wayne	1968-70
Mahomes II, Patrick	2014-16	McDowell, Anthony	1988, 91
Mahoney, Greg	1976-77	McElrath, Keland	2014-15
Maisel, Harland	1982-83	McElroy, D. M.	1932-34
Majondo-Mwamba, Patrice	2003-04	McEntire, Charles	1960-62
Malbrough, Anthony	1997-99	McFadden, Steven	1997-98
Mallery, Marc	1985	McFarland, David	1988-90
Malone, Bill Price	1962-64	McGill, Jamequinlon	2005
Maloney, Walter	1947-48	McGinnis, Gathan	2000-03
Maltby, Jay	1930	McGowen, James	1984-85, 87
Mancillas, Bingo	1990-93	McGuire, Clay	2001-04
Mannix, McLane	2019-21	McGuire, Cody	1994-97
Manyweather, Anthony	1989-90	McGuire, Monte	1984, 1986
Marek, Jodie	1938	McHenry, Metrick	1993
Marquez, Bradley	2011-14	McIntire, Jim	1981-84
Maroney, Rusty	1978-80	McKeever, Ed	1932-34
Marr, Paul	1928	McKenzie, Malcolm	1994-97
Marshall, Donald	1990-93	McKinley, Verone	1992-95
Martin, Dan	1998-99	McKinney, Doug	1982-85
Martin, Jimmy	1948	McKinney, Jeff	1977-80
Martin, Larry	1977-79	McKinney, Rodney	2001-02
Martin, Malcolm	1932-33	McKnight, E. J.	1938-40
Martin, Mitchell	1990	McKnight, Maxey	1941-42, 46
Martin, Ralph	1953-54	McLelland, Bill	1963
Martin, Xavier	2020	McMeans, Joe	1981-84
Martinez, Homer, Mgr.	1979-81	McNamara, Austin	2019-
Martinez I, Nehemiah	2021-	McPhearson, Zech	2019-20
Marusak, Dean	1985-88	McPherson, Bill	1952
Mashburn, Josh	1996	McRoy, Ben	2010-12
Massey, Barton	1951-53, 1956	McSwane, Douglas	1945, 48-50
Mathiasmeier, Tom	1987-89	McWhorter, Terry	1964-66
Mathis, Larry	1984-85	McWilliams, W. D.	1929-30
Matthews, Tyrrique	2019-	Medin, Wayne	1954
Matulich, Joe	1967-69	Meeks, Vincent	2002-05
May, David	1968-70	Melcher, Monty	1986-87
May, Jason	1999-01	Mellett, David	1974-76
May, Ralph	1949	Melton, Buster	1943
Mayfield, Baker	2013	Mercer, Ronnie	1969
Mays, Derrick	2010-13	Merrell, Cecil	1935
Mbanasor, Nelson	2018-21	Merritt, Mickey	1965-66
McAfee, Dudley	1987, 1989	Merrweather, Krishon	2020-22
McAuley, Jay	1981-84	Meyers, Robert	1959-60
McBath, Darcel	2005-08	Midkiff, Bo, Tr.	1979-81
McBride, Joe	1987-88	Milam, Jeremy	2000-02



▲ DARCEL MCBATH

Mileur, Travis	1976-78	Monroe, Gary	1972-74
Miller, B. H.	1925	Monroe, Robert	1998
Miller, Danny, Tr.	1979-81	Montgomery, Tom E.	1944
Miller, Greg	1981	Mooney, Bob	1968-70
Miller, Houston	2017-19	Mooney, Ed	1966-67
Miller, Mike, Mgr.	1972-74	Moore, Chad	1954
Miller, Tony	1992-93	Moore, Charles	1955-57
Milliken, Kenneth	1960-62	Moore, Danny	1991
Mills, Monroe	2022-	Moore, Darrin	2010-12
Millsapps, Jerry	1952	Moore, Dimitri	2022
Minor, Kobebe	2021-22	Moore, Gary	2014-16
Mitcham, Brent	2013-14	Moore, Joe	1952-53
Mitcham, Raymond	1953-55	Moore, Kevin	2016-17
Mitchell, Derrell	1992-93	Moore, LaRon	2007-10
Mitchell, Jack, Tr.	1974-76	Moore, Lee	1990
Mitchell, Kelly	1961-62	Moore, Mike	1991-93
Mitchell, Mike	2015	Morales, Alfredo	2012-15
Mitchell, Roland	1983-86	Morales, Tony	2015-17
Mitchell, Stacy	1994-96	Morgan, Octavius	2017
Mitchem, Franklin	2008-10	Morgan, William, Tr.	1985-88
Mock, Mike	1975-77	Morgenstern, Jacob	2020-21
Moffett, Milton	1930-32	Morren, Perry	1982-84
Mohon, Jere Don	1958-60	Morris, Byron	1991-93
Molinare, Larry	1969-71	Morris, Eric	2005-08
Monaco, Eddie	1977-79	Morris, G. B.	1933-34
Monroe, Bill	1974	Morris, Gale	1952
Monroe, Eric	2020-21	Morris, Michael	1978



▲ ERIC MORRIS

TEXAS TECH ALL-TIME LETTERWINNERS



▲ ANTON PAIGE

Morris, Sammy	1999	Nichols, Walker	1933-35
Morrow, Ty	2019	Nickerson, Brent	2006-09
Morton, Behren	2022-	Nickerson, Trent	2009
Mosley, Henry	1937	Nicklaus, Winfield	1925-27
Mosley, James	1971-73	Nicolle, Mike	1971
Mosley, James	1985-88	Nisby, Desmond	2017
Moss, Ted	1946	Nitschmann, Seth	2003-04, 2006
Moughon, John	1948, 50-52	Nixon, Freddie	1989
Moyers, R. W.	1945-46	Nixon, Jamie	1986
Moylan, Jim	1966-68	Nixon, Walter	1929
Mueller, Sid	1971	Norman, Joe	2000-02
Mullins, Larry	1959-61	Norman, John	1997-00
Munlin, Foy	2000-02	Norman, Tim	2002-03
Murphy, A. B.	1936-38	Northam, M. C.	1954-57
Murphy, Henry	1930	Norse, Cecil	1944-46
Murphy, Jason	1991	Norwood, Pete	1967-69
Murphy, Justin	2015-16	Nunez, Talar	2014-17
Murphy, Ross	1974	Nwabuko, Chux	2019-20
Myers, Rufus	1973-75		
Myles, Byron	1992-93		
	--N--		--O--
Nabors, Rafe	1939-40	O'Block, Buckley	1991
Nabors, Roland	1946-47	O'Brien, Mike	1971
Napper, Charles	1969-71	O'Connor, Robert	1939-40
Nash, David	1983-84	O'Grady, Bill	1949-51
Naughton, Chris	1989-90	Odiorne, Charles	1986-89
Naziruddin, Khalid	2004-05	Odom, James	1952-54
Neas, Mark	1990	Odson, Johnny	1969-71
Neboh, Eugene	2010-12	Ofor, Bennett	2013
Neill, Jim	1936	Okafor, Emeka	2015
Neill, David	2008-11	Okafor, Mickey	2008-11
Nelson, Brian	1975-78	Olbert, Mark	1978-80
Nelson, Justis	2013-16	Oliver, Barney	1967-69
Nelson, Michael	2019	Otomua, Bristol	2004-05
Nelson, Minor	1953-56	Olson, Chris	2007-10
Nesbitt, Roger	1957-58	Olson, Randy	1972-74
Newbold, LaDarrius	2013-14	Ontiveros, Omar	2011-13
Newby, Hi, Mgr.	1981	Ori, Chris	1992-94
Newsome, Edwin	1978-79	Orms, Kevin	1967-69
Newton, Tom	1969-70	Orr, Don	1944, 1946-48
Nguema, Thierry	2013-16	Orr, Tim	1977
Nichol, David	1999	Osunde, Happiness	2011-12
Nichols, Murry	1931	Ottmers, Frank	1945, 1947-48
Nichols, Steve, Mgr.	1977	Outlaw, Josh	2014
		Overton, Elbert	1938-39
		Owen, Truitt	1931-32

Owens, Alton L.	1934-36	Pipes, Wayne	1940
Owens, Pete	1935-37	Pipkins, Ondre	2016
Owens, Tyler	2022-	Pirtle, Dick	1948-50
	--P--	Pirtle, Robert T.	
		Pirtle, Tom	1943
Pace, Marc	1974	Pitts, Dorian	1997-00
Pace, Tom	1959-60	Pitts, John	1989-92
Pack, Ronnie	1964-66	Plunk, Joseph	2022-
Page, Josh	1999-02	Polk, Ja'Lynn	2020
Page, Randy	1978	Pogue, Mack	1954-58
Paige, Anton	2001-02	Polite-Bray, D.J.	2013-14, 2016-17
Panazzolo, Dominic	2017-18	Polk, James	2011-14
Pancotti, Giovanni	2017-18	Polk, Russell	2011
Parker, Chris	2004-07	Polson, Dick	1959-61
Parker, Jeff, Tr.	1979-81	Porter, John	1963-65
Parker, Justus	2017-18	Porter, Keith	1981
Parks, David W.	1961-63	Porter, Tre'	2010-13
Parson, Ricky, Mgr.	1977, 79-80	Potter, Zac	1997
Payne, Chris	2012-14	Potts, Taylor	2007-10
Patricio, Anthony	1997-99	Pough, Ja'Quay	2018
Patterson, Leo	1939	Poulter, Lee	1974
Patterson, Mike	1966-68	Pratt, Darnell	1988
Patterson, Mike	1976-78	Price, Bill	1954
Pattison, Freddie	1973	Price, Duane	1995-97
Patton, Cody	1995-98	Price, Jerrell	1948-51
Patton, Terry	1997-99	Price, Myles	2020-
Paul, Dee	2013	Price, Travis	1985-86, 1988-89
Payne, Ameral	1926, 29-30	Price, Yancy	1931-33
Peak, Tahrick	2010	Priddy, Marion L.	1932-34
Pearce, Herb	1981	Prim, John	1934
Pearson, Brad	2012-15	Pruitt, Jesse	1965
Pearson Jr., Reggie	2021-22	Puckett, Steve	1974
Pennington, Van	1952	Pugh, Jay	1994-97
Peppers, Anthony, Tr.	1977-78, 80	Pullings, Tony	1981-82
Perkins, Bruce	1984-87	Pursel, Dan	1947-49
Perkins, Ken	1969-71	Pynes, Ronny	1973
Perry, Charles	1985, 87-89		
Perry, Chris	2008-11		--Q--
Perry, Fred	1968	Quick, Brent, Tr.	1975-76
Perry, Richard	1964	Quinney, Johnny	1977-79
Perryman, Bill	1954		
Person, James	1979-80		--R--
Peters, Mickey	2000-03	Radney, Beau	2000-01
Peters, Rob	1996-99	Rambo, Evan	2019
Peterson, Alfred		Ramey, Mike	1982-83
Peterson, Landon	2020-	Ramirez, Bryce	2021
Petrich, Stacey	1990-93	Ramirez, Manuel	2003-06
Petty, Fred	1990-91	Ramirez, Selo	1973-75
Phelps, Brad	1989-91	Ramsey, George	1993-95
Phelps, Todd	1984	Ramsey, Eural	1949-50
Philbrick, George	1936-38	Ramsey, Herschel	1935-37
Phillips, Aubrey	1949-51	Randle, Tate	1978-81
Phillips, Donte	2012-14	Rangel, Josh	2002-04
Phillips, Jarvis	2010-12	Rankin, David	1961-63
Phillips, R. B.	1948-49	Rankin, Tuey	1989
Pickett, Jeff	1987	Rankin, Walter	1938
Picone, Johnathan	2016	Rasberry, Rashon	2000-01
Pieper, Robert, Tr.	1981-82	Rathbone, Milton	1949
Pier, C. M.	1978-81	Ratliff, Jake	2005-08
Pierce, Raymond	2002	Rattan, Jason	1989-90
Pierre, Jesiah	2021-	Rawls, Taurance	2004-05
Pinson, Rex	1948, 1950	Ray, Vernon	1942-46

PREVIEW

RED RAIDERS

STAFF

'22 REVIEW

HISTORY

RECORDS

TEXAS TECH

TEXAS TECH ALL-TIME LETTERWINNERS

Read, Charles	1943	Rittimann, Hunter	2016	Ross, Ronald	1999-01	Seeman, Gerald	1957-58
Reagor, Bart	1984-87	Rivera, Gabriel	1979-82	Ross, Ronnie	1969-71	Segrist, Scott	1985-88
Reagor, Montae	1995-98	Rivera, Robert	1992, 1994	Rothblatt, Mark	1984	Selridge, Gary	1957-59
Rebold, Dale	1969-71	Rives, Donald	1970-72	Routh, Hudson	1950	Shaha, Bill	1961-63
Reed, Andy	1965, 1967-68	Rizzo, Luke	2019-20	Rowe, Charles	1987-90	Sesay, Brandon	2008
Reed, Benjie	1971	Roark, Rusty	1982-84	Rowland, John	1952	Session, Fletcher	2003-06
Reed, Bruce	1925-28	Robbins, Kenneth	1941-42	Rowland, Jordy	2007-08	Shafer, Chris	1987-88
Reed, Curtis	1975-78	Roberson, Brian	1997-98	Rowland, Ryan	2006	Shaha, Bill	1961-63
Reed, Danny	1973	Roberson, James	1948-49	Royal, Desmond	1985-88	Shahan, Arthur	1944-45
Reed, James R.	1942, 1946	Roberts, Cole	1997-01	Royals, Myller	2019	Shain, Toby	1999-01
Reed, Justin	1998-01	Roberts, Don	1974-76	Rucker, Taurus	1996-99	Shanks, Ed. Jr.	1940-41
Reed, L.A.	2005-08	Roberts, John	1957-58	Ruff, Matt, Mgr.	1977-78	Sharpe, Brandon	2008-09
Reed, Mason	2016-18	Roberts, Shane	1998	Rumph, Lawrence	2010	Sharpley, Bill	1948-50
Reed, Rylan	2005-08	Roberts, Teddy	1963-64	Ryan, Jerry	1969-71	Shawver, Tommy	1954-55
Reeger, Ronnie	1962-64	Robertson, Clint	1996	Ryan, Tom	1971-73	Shearer, Calen	2005-06
Reese, Adrian	2006-07	Robertson, Dominique	2014	Ryden, Todd	1984-87	Sheffield, Louis	1988-91
Reeves, Ron	1978-81	Robertson, Pete	2012-15	Ryno, R. D.	1954-55	Sheffield, Steven	2007-10
Reichel, Jack	2016-18	Robinson, Charlie	1999			Shields, Keith	1993
Reinhart, Steve, Mgr.	1985-88	Robinson, Dale	1958-60		--S--	Shiers, Ernie	1970
Renda, Rudy	1997-99	Robinson, John	1995-98	Sadler, Ian	2014-16	Shippy, Tommy	1954-55
Reneau, John, Tr.	1982	Robinson, Jojo	2017	Saenz, Arcadio	1988-89	Shimonek, Nic	2015-17
Renfroe, Clay	1980-83	Robinson, Quintin	1970-72	Sailor, Ricky	2001-02	Shiple, Jerry	1964-65
Reyes, Alex	2003-06	Robnett, Wm. Ed	1945-46	Saldi, John	2002-05	Shiple, Kyle	1996-99
Reynolds, C., Tr.	1946-48	Rodgers, K.H.	1948-49	Salley, Richard	1975	Shokey, Tyler	2021-
Reynolds, Doyle	1954-55	Rodgers, Paul	1978, 1981	Samford, Ronnie	1971-73	Shuler, Allen	1960-62
Reynolds, Jeremy	2012-13	Rodriguez, Jacob	2022-	Sammons, Herbert	1948-49	Shorts, Ouan	2016-17
Reynolds, Jerry	1973	Rodriguez, Jon	2001-02	Sampson, Jeff, Mgr.	1979-81	Shuler, Gary	1971-72
Rhoads, Ronnie	1966-68	Rogers, Caleb	2020-	Sanders, Deshon	2009	Shuster, Fred	1974-75
Rhodes, Quinton	1988-90	Rogers, Mickey, Tr.	1985-88	Sanders, Jerry Don	1967-69	Shyne, Armand	2019
Ribble, Marland	1950-52	Rogers, Neil W.	1949-50	Sanders, Kyle	1998-00	Sides, James	1952-55
Rice, Ronnie	1957-59	Rogers, Pat	1971	Sanders, Ricky	1979-82	Simmons, Clifford	1929-30
Richards, Jackson	2011-14	Rogers, Thomas E.	1942-44	Saul, Tracy	1989-92	Simmons, Delvon	2011-12
Richards, Rex	1999-02	Rogers, Tony	1994-97	Savage, Reggie	1998-00	Simmons, Jamie	1986-89
Richardson, Jesse	1968-70	Rollins, Brian	1986-87	Sawyer, Tom	1966, 1968-69	Simmons, King	1984-85
Richardson, Mark	2019-20	Roman, Gary	1965	Scalzi, Tyler	2013-16	Simpson, Charles	1983-84
Richardson, Pete	2006-07	Rose, Dee	1948-49	Scarborough, Reg	1962-64	Singley, Tim	1985-87
Richburg, Aubrey	1983-86	Rose, Don	1958-60	Scarborough, Terry	1965-66	Slaughter, Brent	2003-06
Richburg, Nathan	1986-89	Rose, Mark	1975-77	Schaefer, David	2005-07	Slay, Dwayne	2004-05
Ricketts, Billy	1953-54	Roselius, Dale	1956-58	Schaffner, Tim	1970-72	Smetona, Ian	2003-05
Riddle, John	1956-58	Rosen, Mike	1955	Scherler, Lynn	1994-96	Smith, Anthony	2013-14
Rigdon, Dalton	2018-21	Rosenbaum, Scott, Tr.	1975-77	Schilhab, Dickie	1971	Smith, Bailey	2016-18
Riggs, Calvin	1983-86	Rosiles, Eric	1999-00	Schlinkman, Walter	1942, 44-45	Smith, Carl	1946
Riley, Sandy	2006-09	Ross, Andre	2013-15	Schmidt, Don	1954-56	Smith, David	1980-81
Rinaldi, Peter	1951-52	Ross, Michael	1984	Schmidt, Wesley	1974-75	Smith, Desmon	2016-19
Ritter, William	1992-94	Ross, Richard	1989-90	Schneider, Bill, Tr.	1979-81	Smith, Donovan	2021-22
				Schooler, Colin	2020-21	Smith, Doug	1965
				Schrader, Bruce, Tr.	1982-84	Smith, Edwin	1935-37
				Schuglen, Bob	1954-55	Smith, Ethan	2015
				Schwertner, Danny	1985-86	Smith, Eugene	1925-26
				Scurlark, Merv	1984-86, 1988	Smith, George	1972-73
				Scott, Ken	2003-06	Smith, Isaac	2022-
				Scott, Prince	1938-40	Smith, Jabari	2003-04
				Scott Jr., Vidal	2022	Smith, Jesse	1984-86
				Scovell, Dupree	2001-03	Smith, Joe H.	1942, 46-47
				Scovell, Field	1994-96	Smith, Marcus	2014-15
				Scovell, John	1965-67	Smith, Mike	2001-04
				Scovell, King	1998-01	Smith, Roderick	1982-83
				Seats, Ronnie	1992-93	Smith, Roger	1940-41, 46
				Sears, Mike	1973-76	Smith, Scott	2010-11
				Sears, Shane	1987-90	Smith, Timmy	1983-84, 86
				Seat, Gary	1966-67	Smith, Troy	1981-84
				Seay, Mike	1959-60	Smith, Wayne, Mgr.	1952-54



▲ RON REEVES

TEXAS TECH ALL-TIME LETTERWINNERS

Smith, Will	2012-13	Still, Charles A.	1934	Teague, Abner F.	1939-41	Tollett, James, Mgr.	
Smith, Wesley	2022-	Stinnett, Anthony	1990-91	Teal, Bill	1931-32	Toman, Scott	1986-87
Smitherman, George	1978-80, 81	Stinson, Lemuel	1984-85, 1987	Tecklenburg, Kerry	1982-83	Torres, Alexander	2009-12
Smitherman, Jesse	2010-11	Stockton, Jerry	1957-58	Teeter, Henry	2021-	Toogood, Keith	2003-06
Snider, Blake	2013	Stockton, Justin	2014-17	Te'o, Troy	2020-21	Townsend, Chadarius	2020-21
Snodgrass, Bill Jo	1944	Stoffels, Clint	2007-08	Terrell, Anthony	1997-01	Traylor, Kevin	1989
Solis, Oscar	1996-99	Stone, Nathan	2007-09	Terry, Kevin	2019-20	Treeca, Robert	2001-02
Sollis, L. J.	1932-33	Stone, Tim	1956-57	Terry, Mack	1952	Treybig, Mike	1973
Sonier, Tyrone	2008-11	Storment, T.J.	2021	Testaverde, Vincent	2014	Tribble, Lester	1931-32
Sowden, Bob, Mgr.	1971-72	Storrs, C.L.	1939-40	Thacker, George	1954	Tripper, Carl	1954
Sowell, Ronnie	1967-68	Stratton, Brock	2003-06	Tharp, Mason	2021-	Trlica, Alex	2004-07
Sparkman, J.J.	2021-	Streater, Doug	1977	Thiel, Kenny	1975-76	Trostle, Nevin E.	1925
Spears, Lewis	1936	Stringer, Brayden	2016-19	Thomas, Andrew	1977-79	Tucker, Bryan	1989, 1991
Speer, Randy	1963-66	Strong, Ryan	1988	Thomas, Bart	1992, 1994	Tucker, Dennis	1964-65
Spinks, Brad	1993-96	Stumbo, Allen	1965-66	Thomas, Jabbar	1993-94	Tucker, Phil	1965-67
Spinks, Jack	1954-55	Struver, Ike	1948, 1950	Thomas, Lucien		Tucker, Stuart	1971-72
Spinks, Rick	1952-54	Strickland, Ed	1957, 1959-60	Thomas, Mychealon	2016-17	Turnbo, Bill	1957-59
Spooner, Victor	1952-54	Sullins, Payne	2015-16	Thomas, Poet	2015	Turner, Bake	1959-61
Spragins, Harold	1952-53	Sullivan, Carroll	1968	Thomas, Willie	1974, 1976	Turner, Corey	1995-96
Sprague, Gerald	1938	Swafford, Nancy, Tr.	1985-88	Thomas, Zach	1992-95	Turner, Godfrey	1976-78
Sprinkles, Kevin	1986-89	Swann, Alan	1978	Thompson, Carlos	2013	Turner, Jerry	1965-67
Sprouse, J.T.	1996	Swift, Calvin	1929	Thompson, Clarence	1962-64	Turner, Jim	1950-52
Stafford, Bob	1957-58	Swindall, Tramain	2008-11	Thompson, Donta	2017-19	Turner, Lacy	1931-32
Stafford, Dick	1959-60	Sykes, Willie	2017	Thompson, J.W.	1947-48, 1950	Turner, Marquis	2000, 02-03
Stafford, Richard	1960-61	Symmank, Taylor	2013-15	Thompson, Joe L.	1943-47	Turner, R.J.	2019
Stahmer, Joe	1994-97	Symons, B.J.	2001-03	Thompson, John Vern	1951-53	Turner, Tommy	1960
Stallings, Bill	1948			Thompson, Kenneth	1954	Turner, Walter	1980
Standefer, Mike	1981	--T--		Thompson, SaRodorick	2019-22	Tyler, Greg	1978-80
Standefer, Dick	1942, 1946	Tadlock, J.H.	1929	Thompson, Luke	1944-48	Tyner, Jackson	2019
Starr, Larry	1992-93	Tadlock, Travis	1976-77	Thorpe, Brandon	2014		
Stawarz, Paul	2016-18	Taliaferro, Kim	1976-78	Threault, Fred	2002-05	--V--	
Steamer, Jervis	1989	Taliaferro, Loyd	1937	Thurman, Tyrone	1985-88	Van Loozen, Steve	1971-73
Steele, Terence	2016-19	Talkington, Bart	1987-89	Tidwell, Bennie	1945	Vance, Dennis	1982-84
Stephens Jr., Eric	2009-12	Talkington, Ken	1958-59	Tillery, Clarence	1939-41	Vakey, Ken	1955-57
Stephens, Willie	1976-79	Tannehill, Tim	1985-87	Tillman, Andre	1971-73	Valdez, Cam/Ron	2022-
Sternes, Kenneth	1981-82, 1984	Tanner, Chris	1983-86	Tillman, Bill	1951	Vasher, T.J.	2017-20
Stevens, Charles, Tr.	1979-81	Tarbox, Elmer	1937-38	Tillman, Kellen	2005-07	Vasquez, Jim	1987-88
Stevens, Roy	1926	Tatom, Buzz	1981-84	Tinsley, Kelly	1974	Vasquez, Louis	2005-08
Steverson, Calvin G.	1947-49	Taylor, Billy	1974-77	Tipton, Larry		Vation, LaShawn	2007
Stewart, Austin	2012-14	Taylor, Christian	2016-18	Tisdale, Olan	1976-78	Vaughn, Milton	1957-58
Stewart, Charles	1968-70	Taylor-Demerson, Dadrion	2019-	Tittle, Matt	1997-98	Veals, Dennis	1979
Stewart, Jackie	1967-68	Taylor, Donnie	1993-94	Todd, Chris	2006	Verden, Jim	1978-80
Stewart, Wayne, Tr.	1972	Taylor, Freddie	1977	Toliver, Duane	1998-99	Verhulst, Casey	2019-20
Stice, Luke	2016	Taylor, James Burt	1944	Toliver, Sam	1988	Vermillion, E. B.	1927
Stickles, David	1985-87	Taylor, Tony	1985	Tolliver, Billy Joe	1985-88	Vest, Sawyer	2011



▲ MIKE SMITH



▲ BILLY JOE TOLLIVER

TEXAS TECH ALL-TIME LETTERWINNERS

Vinyard, Kenny	1966-68	Weaver, Fred	1958-60	Williams, Bert	1934-35	Wood, Jon	1989-90
Vinzant, Dennis	1926, 1928-29	Weaver, Gilbert, Tr.	1958-60	Williams, Brandon	2006-08	Wooddell, Greg	1977
--W--		Webb, Davis	2013-15	Williams, Bo, Mgr.	1931-32	Woods, Jeremy	2001-04
Waddle, LaAdrian	2009-12	Webb, George L.	1937-38	Williams, Bobby	1943, 1946-48	Woods, Glen, Tr.	
Wade, Lane	1968-70	Webb, Tommy	1986-89	Williams, C. W.	1960-62	Woods, Kahlee	2014
Wade, Myles	2009-10	Weber, Art	1940-41	Williams, DeTwill	1999	Woods, Shannon	2005-08
Wakefield, Carl	1983	Webster, Walter	1940	Williams, Donald D.	1948-50	Woodward, Caleb	2016-17
Waldrep, Joseph H.	1937-39	Weeks, Mike	1970-72	Williams, Don	1954-56	Woodward, Darrell	1925
Walker, Cody	1994	Weeks, Nolan	1943	Williams, J. J.	2000-01	Wooldridge, Floyd	1925-27, 30
Walker, Daryl	1987	Weise, Billy	1963-64	Williams, Jared	2005	Woolridge, Charles	1928-29
Walker, Grant	2006-07	Welch, Jax	2017-19	Williams, Jimmy	1975-77	Wooten, Robert	2022-
Walker, Harry	1943	Welker, Wes	2000-03	Williams, Jimmy	1950, 1952-53	Worley, Bill	1961-63
Walker, Jerry	1952-55	Wells, Freddie	1980-81, 1983-84	Williams, Kenny	2011-14	Worley, Chad	1991-92
Walker, Jim		Wells, Mike	1978-80	Williams, Kevyn	1982, 1985	Wright, Billy	1951-53
Walker, Kevin	1988	Welton, Charles S.	1950-52	Williams, Kris	2014-16	Wright, Byron	1992-94
Walker, Levi	1927-28	Wesley, Antoine	2016-18	Williams, Lance	1998-01	Wright, Cameron	2012
Walker, Ransom	1925-28	Wesley, Arlen	1951, 1953-55	Williams, Lawrence	1972-74	Wright, Jess, Tr.	1939
Walker, Sammy	1988-90	Wesley, Dennell	2011-13	Williams, Mark	1981-82	Wright, John	1984
Walker, Todd	1994-95	Wesley, Jason	2000-03	Williams, Matt	2008-10	Wright, Len	1987-89
Walker, Todd	2005-06, 08	Wessels, Greg	1975-77	Williams, Marlon	2006-09	Wright, Weston	2019-22
Walker, Trevor	2017	West, Dwayne	1953-55	Williams, Paul	2003, 05-07	Wyatt, Robert	1999-02
Walker, Wayne	1985-88	West, J. W.	1935-36	Williams, Phil	1955-58	--Y--	
Walker, Wilson	1935	Westerfeldt, J. W.	1925-27	Williams, Rayshad	2021-	Yancer, Robert	1963-65
Wall, Jamar	2006-09	Wheatley, Russell	1980	Williams, Rex	1937-39	Yang, Colin	2018
Wall, Stoney		Wheeler, Cody	2016	Williams, Ricky	1997-01	Yarbrough, Walter	1969
Wallace, Abraham	2017	Wheeler, Dominique	2013	Williams, Robert L.	1943, 48-49	Yeakey, Chris	2012
Wallace, Allen	1995	Wheelis, Jack	1939	Williams, Roy	1942-46	Yenzer, Tyler	2005-07
Wallace, Chris	2009	Whisenhunt, Danny	1980	Williams, Sammy	1974-77	Yontz, Quentin	2017-19
Wallace, Joseph	2016, 2018	Whitaker, Vernon	1951	Williams, Shaud	1999-00	York, Jayden	2022-
Wallace, Kenneth	1971-73	White, Bill	1948	Williams, Stan	1980-82	Young, Bobby	1954-57
Waller, Arlan	2010	White, Brad	1981, 1983-84	Williams, Tim	1989	Young, Matthew	2021
Waller, J. D.	1928-30	White, Cam	2020-21	Williams, Tyson	2012	Young, Doug	1964-66
Walsh, Charles	1945	White, Dean	1951-54	Williamson, Bryan	1981-82	Young, Jack	1948
Walstad, Joe	1976-79	White, Dixie	1937-39	Willis, Derrick	2016-17	Young, Jeff, Tr.	1974
Walter, Joe	1981-84	White, Dixie	1937-39	Willis, C. C.	1963-65	Young, Jim B.	1931-33
Walter, Ken	1977-79	White, Gilbert A.	1926-27	Willis, Danny	1971-73	Young, Phil	1986-88
Ward, Da'Leon	2016, 2018	White, Hakeem	2019	Willis, Richard	1962-63	Young, Reagan	1969
Ward, Dan'Jay	2006	White, Jeff	1964-65	Wilson, Elmer	1951-54	Young, William	1932-34
Ward, Eric	2010-13	White, John	2013-15	Wilson, Ernie	1925-26	--Z--	
Ward, Keenon	2013-16	White, John	2013-15	Wilson, Matt	2013	Zachery, Jerry	1983, 1985
Ward, Kevin	1995-96	White, Quincy	1991-92	Wilson, Marcus	1992	Zanos, Jim	1962-64
Warren, Fred	1967-68	White Jr., Quinton	2013-16	Wilson, Robert, Mgr.	1956-59	Zeller, Chuck	1972
Warren, Gary	1985-87	White, Regan	1954	Wilson, Theodore	1933	Zoller, George	1942, 1946-47
Washington, Broderick	2016-19	White, Rodney	1988	Wilson, Thomas	1964-65	Zouzalik, Austin	2009-12
Washington, DeAndre	2011-15	White, Thurman	1943	Wilson, Tony	1994		
Washington, Lewis	1978-81	Whitehead, Billy Joe	1944	Wilson, Tyree	2020-22		
Washington, Marcus	1988-90	Whitfield, Ken	1986-89	Wilson, Wm. Woodrow	1932-34		
Washington, Mark	1997-00	Whitely, E. J.	2002-05	Winbush, Zach	2010-14		
Waters, Bill	1952	Whitlock, Colby	2007-10	Windom, Clyde	1964		
Waters, Greg	1972-73	Whitman, Wes	1980	Windom, Eddy	1967-69		
Waters, Marquis	2021-22	Whitney, Chris	1994-97	Wingo, Matt	1988-91		
Watkins, Dennis	1961-62	Whitsell, Brent	1985	Winkler, Bernie	1943, 1945-47		
Watkins, Mike	1969-71	Whitted, Bill	1951-52	Winn, Marlon	2006-09		
Watson, Dal	1985-88	Wickware, Damon	1991-94	Winn, Tim	1997-99		
Watson, Harold	2000-01	Wiggington, S. D.	1934-36	Winston, Clifton	1986-89		
Watson, Jerry	1968-70	Wilborn, Michael	1998	Winter, George	1935-36		
Watts, Cameron	2020-21	Wilburn, Dennis	2022-	Winters, George	1948-49		
Watts, Ted	1978-80	Wildon, Ted		Witucki, Bob	1958		
Waygood, Don	1954-55	Wiles, Jackie	1959-60	Wolff, Trey	2019-22		
Weatherall, Phil	1978	Wiley, Anthony	1990-93	Womble, Greg	1983		
Weatherspoon, Stephon	1989-90	Wiley, Jerry, Mgr.	1958-64	Wood, Kerry, Tr.	1975		
		Williams, Albert	1941	Wood, Jeff	1993-94		

For any corrections or additions, please contact the Texas Tech Athletics Communications office at 806-742-2770 or matthew.dowdy@ttu.edu.

NATIONAL AWARDS



BILETNIKOFF AWARD

Presented annually to the nation's top receiver, regardless of position, by the T-lahasssee Football Club Foundation.

Michael Crabtree • 2007, 2008

Crabtree became the first two-time winner of the Biletnikoff Award in 2008, cementing his status as one of the top wide receivers in college football history. Crabtree was the first Big 12 player to ever garner the prestigious award as well as the first player from a state of Texas school. To date, he remains one of only two players in history to be recognized with the trophy twice in a career.

Crabtree became the first freshman to win the Biletnikoff Award and the 14th overall winner when he took home the trophy for the first time in 2007. He set the Texas Tech single-season marks as well as the NCAA freshman records for receptions (134), receiving yards (1,962) and receiving touchdowns that season. His impressive debut has not been matched to this date as he still ranks third all-time in NCAA history for single-season receiving yards and first among power-five receivers. Crabtree followed with 1,165 yards and 19 touchdowns through the air as a sophomore en route to leading the Red Raiders to an appearance in the Cotton Bowl. His highlight moment came against Texas that season where he hauled in the game-winning catch from Graham Harrell, a 28-yard strike with one second remaining to top No. 1 Texas. It marked the first time in school history Texas Tech had defeated a top-ranked opponent.

CAREER STATS

RECEIVING	G	Rec	Yds	TD	Lg	Rec/G	Avg/C	Avg/G
2007	13	134	1,962	22	75	10.3	14.6	150.9
2008	13	97	1,165	19	82	7.5	12.0	89.6
Totals	26	231	3,127	41	82	8.9	13.5	120.3

PAUL WARFIELD TROPHY

Presented annually to the nation's top wide receiver by the Touchdown Club of Columbus. The trophy ceased to exist after the 2018 season.

Michael Crabtree • 2007, 2008

Like the Biletnikoff Award, Crabtree became the first two-time winner of the Paul Warfield Trophy as he earned the accolade following each of his two seasons as a Red Raider.

THE HEISMAN TROPHY

Presented annually to the nation's top player by the Heisman Trophy Trust, Texas Tech has had seven Red Raiders finish in the top 10 of the voting since the award's inception in 1935. Donny Anderson and Graham Harrell are Texas Tech's highest finishers all-time in the voting, finishing fourth overall in 1965 and then 2008.

Year	Player	Place
1960	E.J. Holub	10th
1965	Donny Anderson	4th
1996	Byron Hanspard	6th
2002	Kliff Kingsbury	9th
2003	B.J. Symons	10th
2008	Graham Harrell	4th
2008	Michael Crabtree	5th



DOAK WALKER AWARD

Presented annually to the nation's top running back by the PwC SMU Athletic Forum based in Dallas.

Byron "Bam" Morris • 1993

Morris was only the fourth all-time winner of the Doak Walker Award in 1993 as he rushed for 1,752 yards to break Earl Campbell's single-season Southwest Conference rushing record. Morris snapped the Texas Tech single-season marks for rushing yards and rushing touchdowns after finding the end zone 22 times via the ground, a record that still stands to this day. He led the FBS that season for points per game and ranked second in total points and rushing yards.

CAREER STATS


RUSHING	G	Att	Yds	TD	Lg	Avg/C	Avg/G
1991	11	98	514	5	39	5.2	46.7
1992	11	242	1,279	10	51	5.3	116.3
1993	11	298	1,752	22	44	5.9	159.3
Totals	33	638	3,545	37	51	5.5	107.4

Byron Hanspard • 1996

Hanspard became only the sixth player in FBS history to rush for 2,000 yards in a season en route to winning the Doak Walker Award in 1996. Hanspard snapped Morris' previous single-season rushing record with 2,084 yards, needing only five games to reach the 1,000 yard mark alone, the fastest any player had done so in NCAA history. He remains the Texas Tech single-season record holder for rushing yards and attempts to this day as well as the all-time leader for career rushing yards (4,219). Hanspard was tabbed a unanimous All-American selection en route to leading the Red Raiders to an appearance in the Alamo Bowl. Hanspard, a second round selection in the 1997 NFL Draft, became only the third unanimous All-America honoree in program history.

CAREER STATS

RUSHING	G	Att	Yds	TD	Lg	Avg/C	Avg/G
1994	11	173	761	5	34	4.4	69.2
1995	11	248	1,374	11	63	5.5	124.9
1996	11	339	2,084	13	72	6.1	189.5
Totals	33	760	4,219	29	72	5.6	127.8



PREVIEW

RED RAIDERS

STAFF

'22 REVIEW

HISTORY

RECORDS

TEXAS TECH

NATIONAL AWARDS



SAMMY BAUGH TROPHY

Presented to the nation's top quarterback by the Touchdown Club of Columbus. The award ceased to exist after the 2018 season. Texas Tech is one of only three FBS schools in the nearly 60-year existence of the award to have four different winners.

Kliff Kingsbury • 2002

Kingsbury became Texas Tech's first-ever recipient of the Sammy Baugh Trophy in 2002 after he threw for a then-school record 5,017 yards and 45 touchdowns en route to leading the Red Raiders to a 9-5 record and a victory over Clemson in the Tangerine Bowl. At the time, Kingsbury was only the third quarterback in FBS history to record 5,000 passing yards in a season as he closed his collegiate career as the NCAA record holder for completions, passing attempts and total offensive plays.

B.J. Symons • 2003

Symons replaced Kingsbury a year later and kept the Red Raider offense rolling to the tune of an NCAA-record 5,833 passing yards. In the history of the award, it marked only the third time where two different quarterbacks had claimed the Sammy Baugh Trophy in consecutive seasons. Symons ran away with the award as he led the nation in nearly every passing category, setting FBS records for passing yards and passing touchdowns (52).

Graham Harrell • 2007

Texas Tech had to wait until the 2007 season for its third all-time winner of the Sammy Baugh Trophy as Harrell claimed the award following a strong junior campaign. Harrell was only the sixth quarterback in FBS history to throw for 5,000 yards in a season at the time as he blistered opposing defenses to the tune of 5,705 passing yards and 48 touchdowns. Texas Tech boasted the nation's top passing offense again that season as the Red Raiders ultimately finished 9-4 overall with a win over No. 20 Virginia in the Gator Bowl.

Patrick Mahomes II • 2016

Mahomes was named Texas Tech's fourth winner of the Sammy Baugh Trophy in 2016 as he became the fifth Red Raider all-time to lead the country in passing yards. Mahomes did it in only 12 games, becoming only the third quarterback in FBS history to record at least 5,000 passing yards in 12 games or less. Mahomes was also a threat with his legs, rushing for 285 yards and 12 touchdowns to become only the third FBS quarterback in history to record 5,000 yards of total offense twice in a career. Mahomes, in his final season as a Red Raider, ranked sixth all-time in FBS history for total offense and 12th for passing yards.

JOHNNY UNITAS GOLDEN ARM AWARD

Presented to the nation's top quarterback by the Johnny Unitas Foundation.

Graham Harrell • 2008

Harrell capped his legendary Red Raider career by being named the winner of the Johnny Unitas Golden Arm Award following a memorable senior season. Harrell threw for 5,111 passing yards and 45 touchdowns as a senior en route to becoming the first Texas Tech quarterback to earn first team All-America honors. Behind Harrell's arm, Texas Tech won its first 10 games that season, rising to as high as No. 2 in the polls after downing top-ranked Texas with his memorable touchdown pass to Michael Crabtree in the final seconds. Texas Tech matched its school record with 11 wins on its way to the fourth Cotton Bowl appearance in program history.

AT&T ALL-AMERICA PLAYER OF THE YEAR

Year	Player
2008	Graham Harrell
2007	Michael Crabtree

THE SPORTING NEWS PLAYER OF THE YEAR

Year	Player	Position
1965	Donny Anderson	Running Back

CF PERFORMANCE AWARD TIGHT END OF THE YEAR

Year	Player
2013	Jace Amaro

CBS SPORTS NATIONAL FRESHMAN OF THE YEAR

Year	Player
2007	Michael Crabtree

STREET & SMITH'S 50TH ANNIVERSARY TEAM

Year	Player	Position
1960	E.J. Holub	Center

NATIONAL FOOTBALL FOUNDATION/COLLEGE HALL OF FAME POST-GRADUATE SCHOLARSHIP

Year	Player	Position
2012	Cody Davis	Safety
2008	Graham Harrell	Quarterback
2002	Kliff Kingsbury	Quarterback

COSIDA ACADEMIC PLAYER OF THE YEAR

Presented annually by the College Sports Communicators (formerly CoSIDA) to the nation's top academic student-athlete

Year	Player	Position
2002	Kliff Kingsbury	Quarterback

NCAA POST-GRADUATE SCHOLARSHIP

Presented annually to student-athletes that excel off the field

Year	Player
1965	James Ellis, Jr.
1968	John Scovell
1975	Jeffrey Jobe
1978	Richard Arledge
1985	Bradford White
1990	Thomas Mathiasmeier
1996	Field Scovell

AFCA GOOD WORKS TEAM

Honoring college football student-athletes and head coaches for their contributions to their communities.

Year	Player	Position
1997	Dane Johnson	Defensive Back
1998	Montae Reagor	Defensive End
2008	Brian Duncan	Linebacker
2022	Tony Bradford Jr.	Defensive Line

HONORARY COACH

2021	Matt Wells	Head Coach
------	------------	------------

FIRST TEAM ALL-AMERICANS



HERSCHEL RAMSEY
End, 1935



LEONARD LATCH
Offensive Tackle, 1938



A.B. (ABE) MURPHY
Offensive Tackle, 1938



WALTER SCHLINKMAN
Offensive Back, 1945



E.J. HOLUB
Center/Linebacker, 1959-60



DAVE PARKS
Split End, 1963



DONNY ANDERSON
Running Back, 1964-65



PHIL TUCKER
Offensive Guard, 1967



KENNY VINYARD
Place Kicker, 1968



DENTON FOX
Defensive Back, 1969



ANDRE TILLMAN
Tight End, 1973



THOMAS HOWARD
Linebacker, 1976



DAN IRONS
Offensive Tackle, 1977



TED WATTS
Defensive Back, 1980



GABE RIVERA
Defensive Tackle, 1982



TYRONE THURMAN
Kick Returner, 1988




CHARLES ODIORNE
Offensive Tackle, 1989



MARK BOUNDS
Punter, 1991



LLOYD HILL
Wide Receiver, 1992



BYRON MORRIS
Running Back, 1993



ZACH THOMAS
Linebacker, 1994-95



MARCUS COLEMAN
Defensive Back, 1995



BYRON HANSPARD
Running Back, 1996



MONTAE REAGOR
Defensive End, 1998



DWAYNE SLAY
Free Safety, 2005



MICHAEL CRABTREE
Wide Receiver, 2007-08



BRANDON CARTER
Offensive Line, 2008



GRAHAM HARRELL
Quarterback, 2008



RYLAN REED
Offensive Line, 2008



JACE AMARO
Tight End, 2013



ANTOINE WESLEY
Wide Receiver, 2018



TYREE WILSON
Defensive End, 2022

PREVIEW

RED RAIDERS

STAFF

'22 REVIEW

HISTORY

RECORDS

TEXAS TECH

ALL-AMERICANS**SECOND TEAM**

2022	Tyree Wilson	Outside Linebacker
2019	Jordyn Brooks	Linebacker
2015	Le'Raven Clark	Offensive Line
2015	Jakeem Grant	Receiver/Kick Returner
2009	Brandon Carter	Offensive Line
2001	Kevin Curtis	Free Safety
2000	Kevin Curtis	Strong Safety
1998	Ricky Williams	Running Back
1997	Montae Reagor	Defensive End
1995	Marcus Coleman	Defensive Back
1994	Zach Thomas	Linebacker
1993	Byron Morris	Running Back
1992	Lloyd Hill	Wide Receiver
1991	Tracy Saul	Defensive Back
1989	James Gray	Running Back
1980	Ted Watts	Defensive Back
1974	Ecomet Burley	Defensive Tackle
1972	Donald Rives	Defensive Tackle
1968	Don King	Offensive Line
1966	Larry Gilbert	Wide Receiver
1953	Bobby Cavazos	Running Back
1951	Jerell Price	Offensive Tackle

THIRD TEAM

2009	Brandon Sharpe	Defensive End
2008	Louis Vasquez	Offensive Guard
2004	Trey Haverty	Inside Receiver
2001	Lawrence Flugence	Linebacker
2001	Aaron Hunt	Defensive End
1998	Ricky Williams	Running Back
1996	Ben Kaufman	Offensive Tackle
1994	Zach Thomas	Linebacker
1991	Tracy Saul	Defensive Back
1989	Charles Odiorne	Offensive Tackle
1986	Brad Hastings	Linebacker
1978	James Hadnot	Full Back
1953	Bobby Cavazos	Running Back

HONORABLE MENTION

1995	Byron Hanspard	Running Back
1985	Carl Carter	Defensive Back
1985	Brad Hastings	Linebacker
1984	Dwayne Jiles	Linebacker
1982	Ricky Gann	Kicker
1980	Renie Baker	Split End
1980	James Giles	Defensive Tackle
1980	Tate Randle	Safety
1980	Gabe Rivera	Defensive Tackle
1980	Ted Watts	Defensive Back
1976	Mike Sears	Offensive Guard
1970	Ken Perkins	Defensive Back
1956	Barton Massey	Center
1954	Claude Harland	End
1954	Jim Sides	Back
1954	Jerry Walker	Offensive Tackle
1953	Bobby Cavazos	Running Back
1953	Jack Kirkpatrick	Quarterback
1953	Jerry Walker	Offensive Tackle
1952	Bobby Cavazos	Running Back
1951	Bobby Cavazos	Running Back
1944	Walter Schlinkman	Running Back
1938	Elmer Tarbox	Half Back

UNANIMOUS

2013	Jace Amaro	Tight End
2008	Michael Crabtree	Wide Receiver
2007	Michael Crabtree	Wide Receiver
1996	Byron Hanspard	Running Back
1995	Zach Thomas	Linebacker
1991	Mark Bounds	Punter

CONSENSUS

2008	Brandon Carter	Offensive Line
1998	Montae Reagor	Defensive Line
1982	Gabe Rivera	Defensive Line
1977	Dan Irons	Offensive Line
1965	Donny Anderson	Running Back
1960	E.J. Holub	Offensive Line

MISCELLANEOUS

2019	Austin McNamara, P	Freshman All-American
2018	Adrian Frye, DB	Freshman All-American
2017	Jack Anderson, OL	Freshman All-American
2013	Davis Webb, QB	Freshman All-American
2013	Baker Mayfield, QB	Freshman All-American
2012	Le'Raven Clark, OL	Freshman All-American
2011	Jarvis Phillips, CB	Freshman All-American
2009	Cody Davis, S	Freshman All-American
2008	Brian Duncan, LB	Soph. All-American
2007	Michael Crabtree, WR	Freshman All-American
2007	Brian Duncan, LB	Freshman All-American
2007	Colby Whittlock, DT	Freshman All-American
2005	McKinner Dixon, DE	Freshman All-American
2003	Brock Stratton, LB	Freshman All-American
2000	Wes Welker, IR	Freshman All-American
1997	Ricky Williams, RB	Freshman All-American
1991	Scott Fitzgerald, C	Freshman All-American
1991	Shawn Jackson, DE	Soph. All-American
1989	Tracy Saul, DB	Freshman All-American
1986	Brad Hastings, LB	Senior All-American
1984	Calvin Riggs, DE	Soph. All-American
1938	Leonard Latch, DT	Unsung All-Americans

ACADEMIC ALL-AMERICANS

JEFF JOBE
Split End, 1972



MAURY BUFORD
Punter, 1979-80



JEFF MCKINNEY
Linebacker, 1980



CHUCK ALEXANDER
Defensive Back, 1983



TOM MATHIASMEIER
Defensive End, 1989




ROBERT KING
Punter, 1992-93



KEITH COCKRUM
Linebacker, 1999



KLIFF KINGSBURY
Quarterback, 2002



CODY DAVIS
Safety, 2012



PATRICK MAHOMES II
Quarterback, 2016

ALL-BIG 12 CONFERENCE

FIRST TEAM

2022	Tyree Wilson	Defensive End
2021	Jonathan Garibay	Place Kicker
2020	Jack Anderson	Offensive Line
	Erik Ezukanma	Wide Receiver
	Austin McNamara	Punter
	Zech McPhearson	Defensive Back
2019	Jordyn Brooks	Linebacker
	Douglas Coleman III	Defensive Back
	Austin McNamara	Punter
2018	Dakota Allen	Linebacker
	Adrian Frye	Defensive Back
	Clayton Hatfield	Place Kicker
2015	DeAndre Washington	Running Back
2015	Le'Raven Clark	Offensive Line
2014	Le'Raven Clark	Offensive Line
2013	Jace Amaro	Tight End
2012	LaAdrian Waddle	Offensive Line
2009	Brandon Carter	Offensive Line
	Brandon Sharpe	Defensive End
2008	Michael Crabtree	Wide Receiver
	Darcel McBath	Safety
	Brandon Williams	Defensive End
2007	Michael Crabtree	Wide Receiver
	Alex Trtica	Place Kicker
	Louis Vasquez	Offensive Line
2006	Joel Filani	Wide Receiver
2005	Joel Filani	Wide Receiver
	Taurean Henderson	Running Back
	Jarrett Hicks	Wide Receiver
	Dwayne Slay	Safety
2004	Jarrett Hicks	Wide Receiver
	Danny Amendola	Kick/Punt Returner
	Adell Duckett	Defensive End
2003	Mickey Peters	Inside Receiver
	Wes Welker	All-Purpose/KR
2002	Kliff Kingsbury	Quarterback
2001	Ricky Williams	Running Back
2000	Kevin Curtis	Safety
1999	Kevin Curtis	Safety
	Jonathan Gray	Offensive Line
1998	Montae Reagar	Defensive End
	Taurus Rucker	Defensive Line
1997	Dane Johnson	Defensive Back
	Montae Reagar	Defensive End
1996	Byron Hanspard	Running Back

SECOND TEAM

2022	Malik Dunlap	Defensive Back
2021	Dawson Deaton	Offensive Line
	Erik Ezukanma	Wide Receiver
	DaMarcus Fields	Defensive Back
	Austin McNamara	Punter
	Colin Schooler	Linebacker
2020	Dawson Deaton	Offensive Line
2019	Travis Bruffy	Offensive Line
	Eli Howard	Defensive Line
2018	Jack Anderson	Offensive Line
	Antoine Wesley	Wide Receiver
2017	Dakota Allen	Linebacker
	Keke Coutee	Wide Receiver
	Jah'Shawn Johnson	Defensive Back



▲ TYREE WILSON

	Justus Parker	Defensive Back
2016	Patrick Mahomes II	Quarterback
	Jonathan Giles	Wide Receiver
2015	Jakeem Grant	Wide Receiver/Kick Returner
2014	DeAndre Washington	Running Back
	Pete Robertson	Linebacker
2013	Kerry Hyder	Defensive Line
	Le'Raven Clark	Offensive Line
2012	Darrin Moore	Wide Receiver
	Jace Amaro	Tight End
	Kerry Hyder	Defensive End
	Cody Davis	Safety
	D.J. Johnson	Defensive Back
2011	LaAdrian Waddle	Offensive Line
2010	Lonnie Edwards	Offensive Line
	Colby Whitlock	Defensive Tackle
2009	Daniel Howard	Linebacker
	Jamar Wall	Defensive Back
2008	Daniel Charbonnet	Safety
	Rylan Reed	Offensive Tackle
	Louis Vasquez	Offensive Line
	Shannon Woods	Running Back
2007	Graham Harrell	Quarterback
	Brandon Williams	Defensive End
2006	Keyunta Dawson	Defensive End
	Glenn January	Offensive Line
2005	Keyunta Dawson	Defensive End
	Cody Hodges	Quarterback
	Robert Johnson	Inside Receiver
	Vincent Meeks	Safety
	Manny Ramirez	Offensive Line



▲ MICKEY PETERS

	E.J. Whitley	Offensive Line
2004	Dylan Gandy	Center
	Daniel Loper	Offensive Line
	Mike Smith	Linebacker
2003	Ryan Aycock	Safety
	Adell Duckett	Defensive End
	Daniel Loper	Offensive Line
	B.J. Symons	Quarterback
2002	Lawrence Flugence	Linebacker
	Wes Welker	Wide Receiver/KR
2001	Kevin Curtis	Safety
	Lawrence Flugence	Linebacker
	Aaron Hunt	Defensive End
	Kliff Kingsbury	Quarterback
	Rex Richards	Offensive Line
2000	Tim Baker	Wide Receiver
	Lawrence Flugence	Linebacker
1999	Kris Kocurek	Defensive Tackle
	Curtis Lowery	Offensive Line
	Sammy Morris	Running Back
	Taurus Rucker	Defensive End
1998	Donnie Hart	Wide Receiver
	Curtis Lowery	Offensive Line
	John Norman	Punt Returner
	Ricky Williams	Running Back
1997	Donnie Hart	Wide Receiver
	Cody McGuire	Defensive Line
	Jay Pugh	Center
1996	Ben Kaufman	Offensive Line
	Zebbie Lethridge	Quarterback



▲ DWAYNE SLAY

PREVIEW

RED RAIDERS

STAFF

'22 REVIEW

HISTORY

RECORDS

TEXAS TECH

ALL-BIG 12 CONFERENCE

HONORABLE MENTION

2022	Joseph Adedire	Defensive End
	Jerand Bradley	Wide Receiver
	Tony Bradford Jr.	Defensive Line
	Jaylon Hutchings	Defensive Line
	Austin McNamara	Punter
	Krishon Merriweather	Linebacker
	Behren Morton	Quarterback
	Landon Peterson	Offensive Line
	Myles Price	Wide Receiver
	SaRodorick Thompson	Running Back
	Henry Teeter	Fullback/Tight End
	Marquis Waters	Defensive Back
	Dennis Wilburn	Offensive Line
	Rayshad Williams	Defensive Back
	Trey Wolff	Place Kicker
2021	Josh Burger	Offensive Line
	Kaylon Geiger Sr.	Wide Receiver
	Jaylon Hutchings	Defensive Line
	Riko Jeffers	Linebacker
	Travis Koontz	Tight End
	Reggie Pearson Jr.	Defensive Back
	T.J. Storment	Offensive Line
	Dadrión Taylor-Demerson	Defensive Back
	Rayshad Williams	Defensive Back
	Tyree Wilson	Defensive Line
2020	Tony Bradford Jr.	Defensive Line
	KeSean Carter	Wide Receiver
	Henry Colombi	Quarterback
	DaMarcus Fields	Defensive Back
	Eli Howard	Defensive Line
	Riko Jeffers	Linebacker
	Krishon Merriweather	Linebacker
	Colin Schooler	Linebacker
	SaRodorick Thompson	Running Back
	Weston Wright	Offensive Line
2019	Dawson Deaton	Offensive Line
	DaMarcus Fields	Defensive Back
	Riko Jeffers	Linebacker
	Terence Steele	Offensive Line
	Donta Thompson	Tight End
	SaRodorick Thompson	Running Back
	RJ Turner	Wide Receiver
	Broderick Washington Jr.	Defensive Line
	Trey Wolff	Place Kicker
2018	Alan Bowman	Quarterback
	De'Quan Bowman	Kick/Punt Returner
	Jordyn Brooks	Linebacker
	Travis Bruffy	Offensive Line
	Seth Collins	Wide Receiver
	Vaughnte Dorsey	Defensive Back
	DaMarcus Fields	Defensive Back
	Eli Howard	Defensive Line
	Jah'Shawn Johnson	Defensive Back
	Dominic Panazzolo	Punter
	Terence Steele	Offensive Line
	Joseph Wallace	Defensive Line
	Broderick Washington Jr.	Defensive Line
2017	Madison Akamnonu	Offensive Line
	Cameron Batson	Wide Receiver
	Jordyn Brooks	Linebacker
	Travis Bruffy	Offensive Line



▲ DAKOTA ALLEN

	Dylan Cantrell	Wide Receiver
	Vaughnte Dorsey	Defensive Back
	Kolin Hill	Defensive Line
	Eli Howard	Defensive Line
	Dominic Panazzolo	Punter
	Nic Shimonek	Quarterback
	Paul Stawarz	Offensive Line
	Justin Stockton	Running Back
	Mychealon Thomas	Defensive Line
	Broderick Washington Jr.	Defensive Line
2016	Jordyn Brooks	Linebacker
	Baylen Brown	Offensive Line
	Keke Coutee	Wide Receiver
2015	Micah Awe	Linebacker
	Breiden Fehoko	Defensive Line
	Clayton Hatfield	Kicker
	Jah'Shawn Johnson	Defensive Back
	Jared Kaster	Offensive Line
	Patrick Mahomes	Quarterback
	Pete Robertson	Defensive Line
	Justin Stockton	Running Back
2014	Sam Eguavoen	Linebacker
	J.J. Gaines	Defensive Back
	Jakeem Grant	Wide Receiver
	Jared Kaster	Offensive Line
	Patrick Mahomes	Quarterback
	Bradley Marquez	Wide Receiver
	Alfredo Morales	Offensive Line
	Justis Nelson	Defensive Back
	Taylor Symmank	Punter
2013	Ryan Bustin	Placekicker
	Ryan Erxleben	Punter
	Jakeem Grant	Wide Receiver
	Bradley Marquez	Wide Receiver
	Baker Mayfield	Quarterback
	Tre' Porter	Defensive Back
	Pete Robertson	Linebacker
	Will Smith	Linebacker
	Eric Ward	Wide Receiver
2012	Terrance Bullitt	Linebacker



▲ ZEBBIE LETHRIDGE

	Ryan Bustin	Place Kicker
	Le'Raven Clark	Offensive Line
	Seth Doege	Quarterback
	Cornelius Douglas	Defensive Back
	Ryan Erxleben	Punter
	Kerry Hyder	Defensive End
	Leon Mackey	Defensive Line
	Tre Porter	Defensive Back
	Eric Ward	Wide Receiver
	Kenny Wiliams	Running Back
2011	Terrance Bullitt	Defensive Back
	Lonnie Edwards	Offensive Line
	Ryan Erxleben	Punter
	Adam James	Tight End
	Alex Torres	Wide Receiver
	Eric Ward	Wide Receiver
	Deandre Washington	Running Back
2010	Baron Batch	Running Back
	Bront Bird	Linebacker
	Cody Davis	Defensive Back
	Brian Duncan	Defensive End
	D.J. Johnson	Defensive Back
	Lyle Leong	Wide Receiver
	Detron Lewis	Wide Receiver
	Eric Stephens	Kick Returner
	LaAdrian Waddle	Offensive Line
2009	Baron Batch	Running Back
	Bront Bird	Linebacker
	Coby Whitlock	Defensive Line
	Marlon Winn	Offensive Line
	Alex Torres	Inside Receiver
2008	Baron Batch	Running Back
	Brandon Carter	Offensive Guard
	McKinner Dixon	Defensive End
	Brian Duncan	Linebacker
	Stephen Hamby	Center
	Graham Harrell	Quarterback
	Jamar Wall	Cornerback
	Coby Whitlock	Nose Tackle
	Marlon Williams	Linebacker
	Marlon Winn	Offensive Tackle

ALL-BIG 12 CONFERENCE

2007	Danny Amendola	Wide Receiver
	Brandon Carter	Offensive Line
	Joe Garcia	Safety
	Rajon Henley	Defensive Tackle
	Darcel McBath	Safety
	Chris Parker	Defensive Back
	Jonathan LaCour	Punter
	Rylan Reed	Offensive Line
	Jamar Wall	Defensive Back
	Colby Whitlock	Defensive Tackle
	Marlon Williams	Linebacker
	Marlon Winn	Offensive Line
2006	Joe Garcia	Safety
	Graham Harrell	Quarterback
	Chris Hudler	Defensive Tackle
	Manny Ramirez	Offensive Line
	Jake Rattliff	Defensive End
	Alex Reyes	Punter
	Brock Stratton	Linebacker
	Louis Vasquez	Offensive Line
	Shannon Woods	Running Back
2005	Danny Amendola	Wide Receiver
	Brandon Jones	Center
	Alex Reyes	Punter
	John Saldi	Linebacker
	Ken Scott	Defensive Tackle
	Fletcher Session	Linebacker
	Alex Trlica	Place Kicker
	Shannon Woods	Kick Returner
2004	Cody Campbell	Offensive Line
	Sonny Cumbie	Quarterback
	Nehemiah Glover	Wide Receiver
	Trey Haverty	Inside Receiver
	Taurean Henderson	Running Back
	Antonio Huffman	Defensive Back
	Vincent Meeks	Safety
	Seth Nitschmann	Defensive End
	Manny Ramirez	Offensive Line
	John Saldi	Linebacker
	Brock Stratton	Linebacker
2003	Toby Cecil	Center
	Carlos Francis	Wide Receiver
	Nehemiah Glover	Wide Receiver
	Taurean Henderson	All-Purpose
	Casey Keck	Offensive Line
	John Saldi	Linebacker
	Brock Stratton	Linebacker
	Wes Welker	Wide Receiver
2002	Ryan Aycock	Safety
	Toby Cecil	Center
	Adell Duckett	Defensive End
	Nehemiah Glover	Wide Receiver
	Joselio Hanson	Defensive Back
	Taurean Henderson	Running Back
	Aaron Hunt	Defensive End
	Daniel Loper	Offensive Line
	Rodney McKinney	Defensive Tackle
	Anton Paige	Wide Receiver
	Mickey Peters	Inside Receiver
	Rex Richards	Offensive Line
	Ricky Sailor	Defensive Back
	John Saldi	Linebacker
	Robert Treece	Place Kicker



▲ KEYUNTA DAWSON

	E.J. Whitley	Offensive Line
2001	Ryan Aycock	Safety
	Toby Cecil	Center
	Carlos Francis	Wide Receiver
	Clayton Harmon	Defensive Tackle
	Jonathan Hawkins	Linebacker
	Matt Heider	Offensive Line
	Paul McClendon	Safety
	Mickey Peters	Inside Receiver
	Mike Smith	Linebacker
	Wes Welker	Punt Returner
2000	Derek Dorris	Wide Receiver
	Matt Heider	Offensive Line
	Kris Kocurek	Defensive Tackle
	John Norman	Linebacker
	Dorian Pitts	Linebacker
	Rex Richards	Offensive Line
	Wes Welker	Punt Returner
1999	Kyle Allamon	Tight End
	Kevin Curtis	Safety
	Anthony Matbrough	Defensive Back
	John Norman	Punt Returner
	Kyle Shipley	Linebacker
1998	Kyle Allamon	Tight End
	Darwin Brown	Defensive Back
	Kris Kocurek	Defensive Tackle
1997	Eric Butler	Linebacker
	Tony Darden	Defensive Back
	Zebbie Lethridge	Quarterback
	Malcolm McKenzie	Wide Receiver
	Tony Rogers	Place Kicker
	Chris Whitney	Offensive Line

1996	Jody Brown	Defensive End
	Tony Daniels	Defensive End
	Tony Darden	Defensive Back
	Jaret Greaser	Place Kicker
	Donnie Hart	Wide Receiver
	Robert Johnson	Linebacker
	Montae Reagor	Defensive End

COACH OF THE YEAR

2008	Mike Leach
1996	Spike Dykes

MISCELLANEOUS

2014	Patrick Mahomes II	Freshman Offensive POY
2013	Baker Mayfield	Freshman Offensive POY
2008	McKinner Dixon	Defensive Newcomer POY
2007	Michael Crabtree	Freshman Offensive POY
2005	Robert Johnson	Offensive Newcomer POY
2003	Brock Stratton	Freshman Defensive POY
1999	Shaud Williams	Freshman Offensive POY

PLAYERS OF THE WEEK

2022	Donovan Smith (Offensive)	Sept. 12
	Trey Wolff (Special Teams)	Sept. 26
	Reggie Pearson Jr. (Defensive)	Sept. 26
	Behren Morton (Newcomer)	Oct. 24
	Trey Wolff (Special Teams)	Nov. 14
	Trey Wolff (Special Teams)	Nov. 28
2021	Riko Jeffers (Defensive)	Sept. 6
	Reggie Pearson Jr. (Newcomer)	Sept. 6
	Jonathan Garibay (Special Teams)	Oct. 4
	Donovan Smith (Newcomer)	Nov. 15



▲ ROBERT JOHNSON

PREVIEW

RED RAIDERS

STAFF

'22 REVIEW

HISTORY

RECORDS

TEXAS TECH

ALL-BIG 12 CONFERENCE

PLAYERS OF THE WEEK

	Jonathan Garibay (Special Teams)	Nov. 15		Davis Webb (Offensive)	Oct. 14	2004	Taurean Henderson (Offensive)	Sept. 27
	Austin McNamara (Special Teams)	Nov. 22		Baker Mayfield (Offensive)	Sept. 2	2003	Wes Welker (Special Teams)	Nov. 3
2020	Krishon Merriweather (Defensive)	Sept. 14	2012	Seth Doege (Offensive)	Oct. 15		B.J. Symons (Offensive)	Oct. 6
	Jonathan Garibay (Special Teams)	Nov. 15		Cody Davis (Defensive)	Oct. 15		B.J. Symons (Offensive)	Sept. 29
	Colin Schooler (Newcomer)	Nov. 15		Cornelius Douglas (Defensive)	Oct. 1	2002	Kliff Kingsbury (Offensive)	Nov. 16
2019	Jordyn Brooks (Defensive)	Oct. 7	2011	Seth Doege (Offensive)	Oct. 24		Kliff Kingsbury (Offensive)	Oct. 19
	Jett Duffey (Offensive)	Oct. 7		Ben McRoy (Special Teams)	Sept. 26		Wes Welker (Special Teams)	Oct. 5
	Trey Wolff (Special Teams)	Oct. 7		Seth Doege (Offensive)	Sept. 19		Kliff Kingsbury (Offensive)	Oct. 5
2018	Alan Bowman (Newcomer)	Sept. 17	2010	Eric Stephens (Special Teams)	Sept. 13		Kliff Kingsbury (Offensive)	Sept. 28
	Dominic Panazololo (Special Teams)	Oct. 15	2009	Brandon Sharpe (Defensive)	Nov. 30		Clinton Greathouse (Special Teams)	Sept. 14
	Dakota Allen (Defensive)	Oct. 22		Baron Batch (Offensive)	Nov. 2	2001	Kliff Kingsbury (Offensive)	Nov. 10
	Clayton Hatfield (Special Teams)	Oct. 22		Brandon Sharpe (Defensive)	Oct. 19		Wes Welker (Special Teams)	Oct. 20
2017	Ja'Deion High (Special Teams)	Sept. 18		Steven Sheffield (Offensive)	Oct. 12		Kliff Kingsbury (Offensive)	Oct. 13
	Dakota Allen (Defensive)	Sept. 25		Taylor Potts (Offensive)	Sept. 14		Paul McClendon (Defensive)	Sept. 20-22
	DaMarcus Fields (Newcomer)	Oct. 2	2008	Graham Harrell (Offensive)	Nov. 10	2000	Lawrence Flugence (Defensive)	Nov. 11
	Desmond Nisby (Newcomer)	Oct. 9		Daniel Charbonnet (Defensive)	Nov. 3		Wes Welker (Special Teams)	Oct. 28
	Keke Coutee (Special Teams)	Nov. 13		Graham Harrell (Offensive)	Nov. 3		Carlos Francis (Offensive)	Aug. 26-Sept. 2
	Keke Coutee (Offensive)	Nov. 27		Graham Harrell (Offensive)	Oct. 27	1999	Kliff Kingsbury (Offensive)	Nov. 22
2016	Patrick Mahomes II (Offensive)	Nov. 28		Matt Williams (Special Teams)	Oct. 27		John Norman (Special Teams)	Oct. 25
	Michael Barden (Special Teams)	Nov. 14		Graham Harrell (Offensive)	Oct. 6		Kevin Curtis (Defensive)	Oct. 18
	Patrick Mahomes II (Offensive)	Oct. 24		Daniel Charbonnet (Defensive)	Sept. 15	1998	Chris Birkholtz (Special Teams)	Nov. 16
	Patrick Mahomes II (Offensive)	Sept. 12	2007	Graham Harrell (Offensive)	Nov. 19	1997	Dane Johnson (Special Teams)	Nov. 10
2015	Patrick Mahomes II (Offensive)	Sept. 7		Graham Harrell (Offensive)	Sept. 24		Tony Rogers (Special Teams)	Oct. 27
	Jakeem Grant (Special Teams)	Sept. 7		Michael Crabtree (Wide Receiver)	Sept. 17		Montae Reagor (Defensive)	Nov. 17
	Patrick Mahomes II (Offensive)	Sept. 14	2006	Graham Harrell (Offensive)	Oct. 2	1996	Byron Hanspard (Offensive)	Nov. 17
	Jah'Swhan Johnson (Defensive)	Sept. 21		Alex Trilica (Special Teams)	Sept. 11		Byron Hanspard (Offensive)	Oct. 6
	Jakeem Grant (Special Teams)	Nov. 2	2005	Taurean Henderson (Offensive)	Nov. 21		Robert Johnson (Defensive)	Sept. 30
2014	Patrick Mahomes II (Offensive)	Dec. 1		Dwayne Slay (Defensive)	Oct. 31		Byron Hanspard (Offensive)	Sept. 9
2013	Jace Amaro (Offensive)	Oct. 21		Cody Hodges (Offensive)	Oct. 17			
				Joel Filani (Defensive)	Oct. 10			

ALL-SOUTHWEST CONFERENCE

1995	Marcus Coleman	Defensive Back	Jason Duvall	Offensive Line	Charles Perry	Charles Perry		
	Byron Hanspard	Running Back	Lin Elliott	Place Kicker	Nathan Richburg	Offensive Line		
	Dane Johnson	Punt Returner	Tracy Saul	Defensive Back	Charles Rowe	Linebacker		
	Zach Thomas	Linebacker	Matt Wingo	Linebacker	Tracy Saul	Kick Returner		
1994	Cat Adams	Defensive Back	1990	Rodney Blackshear	Wide Receiver	Sammy Walker	Defensive Back	
	Marcus Coleman	Defensive Back		Charles Rowe	Linebacker	Len Wright	Center	
	Scott Fitzgerald	Center		Tracy Saul	Kick Returner	1988	Charles Odiorne	Offensive Line
	Dane Johnson	Punt Returner		Sammy Walker	Defensive Back		Desmond Royal	Defensive Line
	Bart Thomas	Safety		Matt Wingo	Linebacker		Tyrone Thurman	Kick Returner
	Zach Thomas	Linebacker	1989	James Gray	Running Back		Billy Joe Tolliver	Quarterback
	Damon Wickware	Defensive Line		Tom Mathiasmeier	Defensive End	1987	Eddy Anderson	Wide Receiver
1993	Brad Elam	Center		Charles Odiorne	Offensive Line		James Gray	Running Back
	Robert Hall	Quarterback						
	Lloyd Hill	Wide Receiver						
	Robert King	Punter						
	Derrell Mitchell	Wide Receiver						
	Byron Morris	Running Back						
	Stacey Petrich	Offensive Line						
1992	Charlie Biggurs	Offensive Line						
	Lloyd Hill	Wide Receiver						
	Shawn Jackson	Defensive End						
	Stance Labaj	Offensive Line						
	Mike Liscio	Linebacker						
	Byron Morris	Running Back						
	Tracy Saul	Defensive Back						
1991	Charlie Biggurs	Offensive Line						
	Rodney Blackshear	Wide Receiver						
	Mark Bounds	Punter						
	Brian Dubiski	Safety						



▲ TRACY SAUL is one of four players in SWC history to garner All-SWC honors over four-consecutive seasons.

ALL-SOUTHWEST CONFERENCE

	Artis Jackson	Defensive Line
	Michael Johnson	Linebacker
	Jeff Keith	Offensive Line
	Mike McBride	Offensive Line
	Scott Segrist	Place Kicker
	Billy Joe Tolliver	Quarterback
	Wayne Walker	Wide Receiver
1986	Brad Hastings	Linebacker
	Chris Tanner	Center
	Tyrone Thurman	Kick Returner
	Wayne Walker	Wide Receiver
1985	Carl Carter	Defensive Back
	Brad Hastings	Linebacker
1984	Carl Carter	Defensive Back
	Brad Hastings	Linebacker
	Dwayne Jiles	Linebacker
1983	Stan David	Safety
1982	Ricky Gann	Place Kicker
	Anthony Hutchison	Running Back
	Gabriel Rivera	Defensive Line
	Stan Williams	
1981	Maury Buford	Punter
	Tate Randle	Safety
1980	Tate Randle	Safety
	Ted Watts	Safety
1979	James Hadnot	Full Back
	Ted Watts	Safety
1978	Bill Adams	Place Kicker
	Maury Buford	Punter
	Larry Flowers	Safety
	James Hadnot	Full Back

	Joe Walstad	Offensive Line
1977	Richard Arledge	Defensive End
	Eric Felton	Defensive Back
	Dan Irons	Offensive Line
	Mike Mock	Linebacker
1976	Rodney Allison	Quarterback
	Harold Buell	Defensive End
	Greg Frazier	Defensive Back
	Thomas Howard	Linebacker
	Dan Irons	Offensive Line
	Larry Isaac	Running Back
	Mike Sears	Offensive Tackle
1975	Ecomet Burley	Defensive Line
	Pat Felux	Tight End
	Tony Green	Defensive Back
	Curtis Jordan	Safety
	Tommy Lusk	Offensive Line
	Mike Sears	Offensive Line
1974	Lawrence Williams	End
	Tommy Cones	Defensive End
	Ecomet Burley	Defensive Line
	Curtis Jordan	Defensive Back
1973	Dennis Allen	Offensive Line
	Joe Barnes	Quarterback
	Ecomet Burley	Defensive Line
	Tom Furgerson	Offensive Line
	Don Grimes	Place Kicker
	Larry Isaac	Running Back
	David Knaus	Offensive Line
	Andre Tillman	Tight End
	Kenneth Wallace	Defensive Back

	Danny Willis	Defensive Back
1972	Russell Ingram	Center
	Don Rives	Defensive Line
1971	Marc Dove	Defensive Back
	Larry Molinare	Linebacker
1970	Bruce Dowdy	Defensive End
	Doug McCutchen	Half Back
	Wayne McDermand	Defensive Line
	Ken Perkins	Defensive Back
1969	Richard Campbell	Defensive End
	Denton Fox	Defensive Back
	Jerry Don Sanders	Place Kicker
1968	Larry Alford	Safety
	Richard Campbell	End
	Don King	Offensive Line
	Kenny Vinyard	Place Kicker
1967	Mike Leinert	Half Back
	Ed Mooney	Linebacker
	Phil Tucker	Offensive Line
	Jerry Turner	Center
1966	Larry Gilbert	Split End
	Mike Leinert	Half Back
1965	Donny Anderson	Half Back
	Tom Wilson	Quarterback
1964	Donny Anderson	Half Back
	Teddy Roberts	Safety
1963	Donny Anderson	Half Back
	Larry Parks	Split End
1962	David Parks	Split End
1960	E.J. Holub	Center

ALL-BORDER CONFERENCE

1955	Hal Broadfoot	Guard
	Bill Herchmann	Tackle
	Don Schmidt	Half Back
	James Sides	Full Back
	Jerry Walker	Tackle
1954	Hal Broadfoot	Guard
	Walter Bryan	Half Back
	Claude Harland	End
	Bill Herchmann	Tackle
	Jerry Johnson	Quarterback
	Bob Kitcullen	Tackle
	James Sides	Full Back
	Rick Spinks	Half Back
	Jerry Walker	Tackle
	Arlen Wesley	Guard
	Dwayne West	Center
	Dean White	End
1953	Bobby Cavazos	Running Back
	Don Gray	Guard
	Jack Kirkpatrick	Quarterback
	James Sides	Half Back
	Vic Spooner	End
	Jerry Walker	Tackle
	Jimmy Williams	Tackle
1952	Bobby Cavazos	Half Back
	Hollis Davis	Tackle
	Ray Howard	Guard
	Jim Turner	Half Back

1951	Junior Arterbrun	Quarterback
	Bobby Cavazos	Half Back
	Ray Howard	Guard
	Aubrey Phillips	Center
	Jerrell Price	Tackle
	Jim Turner	Half Back
1950	Robert Broyles	Guard
	Jerrell Price	Tackle
1949	James Conley	Full Back
	Marshall Gettys	Tackle
	Dan Pursel	Guard
	Calvin Stevenson	Half Back
1948	John Andrews	Tackle
	Marshall Gettys	Tackle
	Ernest Hawkins	Quarterback
	Bill Kelley	End
	Dorrell McCurry	Guard
	Dan Pursel	Guard
1947	Fred Brown	Quarterback
	Roland Nabors	Center
	Ed Smith	Half Back
	Joe Smith	End
	Bernie Winkler	Tackle
1946	Clyde Hall	Tackle
	Floyd Lawhorn	Guard
	Roland Nabors	Center
	Ed Robnett	Full Back
	Roger Smith	Half Back

	Bernie Winkler	Tackle
1943-45		No Team Selected
1942	Will Allbright	Guard
	Don Austin	Back
	J.R. Calahan	Back
	Doyle Caraway	Guard
	Walter Schlinkman	Back
	Joe Smith	End
	George Zoller	Tackle
1941	Tyrus Bain	Quarterback
	Charles Dvoracek	Full Back
1937	Lewis Jones	Guard
	Floyd Owens	Guard
	Herschel Ramsey	End
	Elmer Tarbox	Half Back
1936	William Holcomb	Tackle
	Jim Neill	Half Back
	Herschel Ramsey	End
	Tom Wiginton	Center
1935	Charles Duvall	Quarterback
	Walker Nichols	Guard
1934	G.C. Dowell	Half Back
	Pete Owens	Guard
	Lawrence Priddy	Center
1933	Elva Baker	End
	Matt Hitchcock	End

PREVIEW

RED RAIDERS

STAFF

'22 REVIEW

HISTORY

RECORDS

TEXAS TECH

ACADEMIC ALL-CONFERENCE

BIG 12 CONFERENCE

2022 ... First Team (24): Cole Boyd, *Finance*; Jerand Bradley, *Sport Management*; Tahj Brooks, *Sport Management*; Blake Burris, *Economics*; Patrick Curley, *Business Administration (Masters)*; Gage Elder, *Sport Management*; Charles Esters II, *Undeclared*; Loic Founouji, *Information Technology*; Jaylon Hutchings, *Interdisciplinary Studies (Masters)*; Jacoby Jackson, *Sport Management*; Trent Low, *Finance*; Nehemiah Martinez I, *University Studies*; Tyrique Matthews, *University Studies*; L.B. Moore, *University Studies*; Behren Morton, *Creative Media Studies*; Jesiah Pierre, *University Studies*; Charles Robinson, *Natural Resource Management*; Caleb Rodkey, *Undeclared*; Isaac Smith, *Sport Management*; Marquis Waters, *Interdisciplinary Studies (Masters)*; Cameron Watts, *University Studies*; Jett Whitfield, *University Studies*; Trey Wolff, *Agricultural Economics*; Matthew Young, *Interdisciplinary Studies (Masters)*.

Second Team (17): Jackson Baggett, *Kinesiology*; Tony Bradford Jr., *Sociology*; Ethan Carde, *Sport Management*; Jackson Knotts, *Creative Media Studies*; Austin McNamara, *Sport Management*; Joseph Plunk, *Sport Management*; Bryce Ramirez, *Information Technology*; Bryce Robinson, *Kinesiology*; Tyler Shough, *Interdisciplinary Studies (Masters)*; Donovan Smith, *University Studies*; Henry Teeter, *University Studies*; Mason Tharp, *Supply Chain Management*; Jack Tucker, *Sport Management*; Rayshad Williams, *University Studies*; Tyree Wilson, *University Studies*; Robert Wooten, *University Studies*; Weston Wright, *Mechanical Engineering*.

2021 ... First Team (19): Cole Boyd, *Finance*; Tahj Brooks, *Sports Management*; Josh Burger, *Master's in Interdisciplinary Studies (Masters)*; Ethan Carde, *Sports Management*; Patrick Curley, *Mechanical Engineering*; Dawson Deaton, *Master's in Interdisciplinary Studies (Masters)*; Devin Drew, *Business Management*; Loic Founouji, *Foundation Engineering*; Ethan Frasier, *Energy Commerce*; Jaylon Hutchings, *Kinesiology*; McLane Mannix, *University Studies*; Tyrique Matthews, *Pre-Engineering*; Austin McNamara, *Sports Management*; L.B. Moore, *Explore Business*; Jacob Morgenstern, *Interdisciplinary Studies (Masters)*; Colin Schooler, *Interdisciplinary Studies (Masters)*; Donovan Smith, *University Studies*; Troy Te'o, *General Studies*; Cameron Watts, *University Studies*.

Second Team (11): Philip Bldi, *Business and Industry*; Brandon Bouyer-Randle, *Business Administration (Masters)*; Aaron Castro, *Economics*; Seth Collins, *Interdisciplinary Studies (Masters)*; Jonathan Garibay, *Interdisciplinary Studies (Masters)*; Derrick Lewis II, *Economics*; Myles Price, *Explore STEM*; Bryce Ramirez, *Information Tech*; Caleb Rogers, *Mathematics*; J.J. Sparkman, *General Studies*; Weston Wright, *General Studies*.

2020 ... First Team (12): Jack Anderson, *Interdisciplinary Studies*; Alan Bowman, *Management*; Kyan Brumfield, *Interdisciplinary Studies*; Patrick Curley, *Mechanical Engineering*; Dawson Deaton, *Marketing*; Adrian Frye, *Sports Management*; Eli Howard, *Graduate Certificate*; Connor Killian, *Business Administration*; Thomas Leggett, *Interdisciplinary Studies*; Mark Richardson, *Accounting*; Kevin Terry, *Kinesiology*; Weston Wright, *Mechanical Engineering*.

Second Team (2): Jaylon Hutchings, *Kinesiology*; McLane Mannix, *University Studies*.

2019 ... First Team (16): Jack Anderson, *Management*; Alan Bowman, *Undeclared*; Troy Bradshaw, *Business*; Travis Bruffy, *Finance & Accounting*; Patrick Curley, *Mechanical Engineering*; Dawson Deaton, *Marketing*; Adrian Frye, *Sports Management*; Ta'Zawn Henry, *Sports Management*; Eli Howard, *Master's in Personal Financial Planning*; Connor Killian, *Sports Management*; Thomas Leggett, *Nutrition*; Micheal

Nelson, *Business*; Mark Richardson, *Accounting*; Jax Welch, *Management and Marketing*; Weston Wright, *Mechanical Engineering*; Quinton Yontz, *University Studies*.

Second Team (4): Malik Esslifie, *Kinesiology*; Clayton Franks, *Sports Management*; Jaylon Hutchings, *Pre-Physical Therapy*; Houston Miller, *Sports Management*.

2018 ... First Team (11): Jack Anderson, *Management*; Michael Barden, *Civil Engineering*; Travis Bruffy, *Finance & Accounting*; Dawson Deaton, *Marketing*; Lonzell Gilmore, *Master's in Personal Financial Planning*; Kolin Hill, *University Studies*; Jacob Hines, *History*; Eli Howard, *Master's in Personal Financial Planning*; Jeremiah McCutcheon, *Computer Engineering*; Giovanni Pancotti, *Management*; Jax Welch, *Management & Marketing*.

Second Team (10): Dakota Allen, *Management*; McLane Carter, *University Studies*; John Davis Jr., *Political Science*; Adrian Frye, *Sports Management*; Colt Garrett, *Kinesiology*; Connor Killian, *Sport Management*; Thomas Leggett, *Human Sciences*; Dominic Panazzolo, *University Studies*; Bailey Smith, *Finance*; Colin Yang, *Management Information Systems*.

2017 ... First Team (9): Zach Austin, *Masters in Personal Financial Planning*; Matthew Anunda, *Kinesiology*; Michael Barden, *Civil Engineering*; Cameron Batson, *Accounting*; Travis Bruffy, *Finance*; Talor Nunez, *Masters in Business*; Bailey Smith, *Management*; Jax Welch, *Business*; Caleb Woodward, *Masters in Counselor Education*.

Second Team (8): Zach Adams, *Accounting*; Dylan Cantrell, *Sports Management*; John DeLaGanza, *Undeclared*; Eli Howard, *Business Administration*; Tony Morales, *Masters in Interdisciplinary Studies*; Jack Reichel, *Sociology*; Nic Shimonex, *General Business*; Derrick Willies, *Human Sciences*.

2016 ... First Team (9): Michael Barden, *Civil Engineering*; Cameron Batson, *Accounting*; Dylan Cantrell, *Sport Management*; Patrick Mahomes II, *Marketing*; Tony Morales, *Masters in Interdisciplinary Studies*; Justin Murphy, *Management*; Justis Nelson, *Masters in Public Administration*; Talor Nunez, *Mechanical Engineering*; Luke Stice, *Masters in Interdisciplinary Studies*.

Second Team (5): Cole Collier, *Management*; Reginald Davis III, *Human Sciences*; Breiden Fehoko, *Human Sciences*; Kash Knutson, *Marketing*; Kyle Heffron, *Finance*.

2015 ... First Team (4): Cameron Batson, *Accounting*; Dakota Allen, *Mechanical Engineering*; Patrick Mahomes, *Business Finance*; Justis Nelson, *Sociology*.

Second Team (4): Brad Pearson, *Business Administration*; DeAndre Washington, *Kinesiology*; John White, *Agribusiness*; Taylor Symmank, *Marketing*.

2014 ... First Team (8): Ryan Bustin, *Business Administration*; Dylan Cantrell, *Arts and Sciences*; Kramer Fyfe, *Mechanical Engineering*; Bradley Marquez, *Exercise & Sports Science*; Justis Nelson, *Sociology*; Talor Nunez, *Mechanical Engineering*; Brad Pearson, *Energy Commerce*; Taylor Symmank, *Marketing*.

Second Team (3): Reginald Davis, *Finance*; DeAndre Washington, *Exercise & Sports Science*; Davis Webb, *Exercise & Sports Science*.

2013 ... First Team (6): Ryan Erleben, *Master's Interdisciplinary Studies*; Kramer Fyfe, *Mechanical Engineering*; Summitt Hogue, *Agricultural Communications*; Bradley Marquez, *Exercise & Sports Science*; Josh Tabbutt, *Master's Business Administration*; Taylor Symmank, *Business Administration*.

Second Team (3): Ryan Bustin, *Business Administration*; Brandon DeFrance, *Management*; DeAndre Washington, *Exercise & Sports Science*.

2012 ... First Team (10): Cody Davis, *Master's in Management Information Systems*; Seth Doege, *Masters in Interdisciplinary Studies*; Ryan Erleben, *Exercise & Sports Science*; Kramer Fyfe, *Mechanical Engineering*; Summitt Hogue, *Agricultural Communications*; Bradley Marquez, *Exercise & Sports Science*; Terry McDaniel, *Interdisciplinary Studies*; Eugene Neboh, *Human Development & Family Studies*; Alex Torres, *Business Administration*; Austin Zouzalik, *Energy Commerce*.

Second Team (2): Michael Brewer, *University Studies*; LeRaven Clark, *Natural Resource Management*.

2011 ... First Team (5): Cody Davis, *Management Information Systems*; Seth Doege, *Masters in Interdisciplinary Studies*; David Neil, *Masters in Exercise & Sports Science*; Mickey Okafor, *Human Development & Family Studies*; Austin Zouzalik, *Energy Commerce and General Business*.

Second Team (4): Donnie Carona, *Masters in Business Administration*; Ryan Erleben, *Exercise & Sports Science*; Alex Torres, *Masters in Business Administration*; Eric Ward, *Human Development & Family Studies*.



▲ BRONT BIRD



▲ CODY CAMPBELL

ACADEMIC ALL-CONFERENCE

2010 ... First Team (8): Britton Barbee, *Psychology & Human Development*; Bront Bird, *Energy Commerce*; Cody Davis, *Management Information Systems*; David Neill, *Exercise and Sport Sciences*; Mickey Okafor, *Human Development & Family Studies*; Chris Olson, *MBA*; Taylor Potts, *Exercise and Sport Sciences/Human Development & Family Studies*; Austin Zouzalik, *Business Administration*.

Second Team (7): Jonathan Brydon, *Marketing*; Donnie Carona, *Business Administration*; Bran Duncan, *Management*; Jonathan LaCour, *Advertising*; Alex Torres, *Business Administration*; LaAdrian Waddle, *Business Administration*; Matt Williams, *Human Development & Family Studies*.

2009 ... First Team (9): Bront Bird, *Business Administration*; Taylor Charbonnet, *Business Administration*; Cody Davis, *Business Administration*; David Neill, *Human Development and Family Studies*; Mickey Okafor, *Pre-Dental*; Chris Olson, *Business Administration*; Taylor Potts, *n/a*; Alex Torres, *Business Administration*; Austin Zouzalik, *Business Administration*.

Second Team (2): Donnie Carona, *Business Administration*; Brandon Sharpe, *Business Administration*.

2008 ... First Team (12): Bront Bird, *Business Administration*; Taylor Charbonnet, *Business Administration*; Cory Fowler, *General Business-graduate*; J.J. Griffin, *Exercise and Sport Sciences-graduate*; Graham Harrell, *Education-graduate*; Jonathan LaCour, *Advertising*; David Neill, *Human Development and Family Studies*; Mickey Okafor, *undeclared*; Chris Olson, *Marketing and Management*; Chris Perry, *undeclared*; Taylor Potts, *Exercise and Sport Sciences*; Todd Walker, *Human Development and Family Studies*.

Second Team (6): Daniel Charbonnet, *General Studies*; Rashad Hawk, *undeclared*; Jake Johnson, *Human Development and Family Studies*; Franklin Mitchem, *General Business*; Eric Morris, *Communication Studies*; Jake Ratliff, *Animal Science*.

2007 ... First Team (9): Grant Berg, *Finance*; Graham Harrell, *History*; Kelly Hildebrandt, *General Business*; Eric Morris, *Communication Studies*; Chris Olson, *General Business*; David Schaefer, *Bio-Chemistry*; Clint Stoffels, *General Business*; Alex Trlica, *Finance*; Grant Walker, *Business Management*.

Second Team (7): Daniel Charbonnet, *General Studies*; Brian Duncan, *General Business*; Chad Hill, *Finance*; Jamar Wall, *Exercise and Sport Sciences*; Loy White, *Business Marketing*; Marlon Williams, *Civil Engineering*; Tyler Yenzler, *Finance*.

2006 ... First Team (8): Matt Grisell, *English*; Graham Harrell, *History*; Chris Hudler, *Sports Management*; Brock Stratton, *Restaurant, Hotel and Institutional Management*; Keith Toogood, *Business Management*; Alex Trlica, *Finance and Accounting*; Grant Walker, *Business Management*; Todd Walker, *Pre-Medicine*.

Second Team (3): Daniel Charbonnet, *Communications*; Chad Hill, *General Business*; Antonio Huffman, *Sociology*.

2005 ... First Team (2): SirDon Lewis, *Psychology*; David Schaefer, *Biochemistry*.

Second Team (4): Lance Fuller, *Business*; John Saldi, *Communications*; Calen Shearer, *Business*; Alex Trlica, *Finance*.

2004 ... First Team (8): Sonny Cumbie, *History*; Cody Fuller, *Communications*; Joe Garcia, *Undeclared*; Sione Havili, *Human Development and Family Studies*; Brock Stratton, *Restaurant, Hotel and Institutional Management*; Josh Rangel, *Public Relations*; Alex Trlica, *Pre-Nursing*; Jeremy Woods, *Graduate Studies/Marketing*.

Second Team (7): Brian Bishop, *General Business*; Cody Campbell, *MBA*; Dylan Gandy, *Finance*; SirDon Lewis, *Human Development & Family Studies*; Seth

Nitschmann, *Finance*; Brent Slaughter, *Petroleum Land Management*; Keith Toogood, *Marketing*.

2003 ... First Team (7): Marcus Boyd, *Marketing/Management*; Cody Campbell, *MBA*; Cody Fuller, *Communications*; Taylor Jobe, *Advertising*; Byron Johnson, *Marketing/Management*; Josh Rangel, *Public Relations*; Dupree Scovell, *Finance/Graduate*.

Second Team (8): Ryan Aycock, *Communication Studies*; Toby Cecil, *Finance*; Joel Filani, *Undeclared*; Dylan Gandy, *History*; Trey Haverty, *Management*; B.J. Symons, *Management*; Keith Toogood, *Business*; Jeremy Woods, *Graduate Studies*.

2002 ... First Team (8): Eric Bartee, *Exercise and Sport Sciences*; Cody Campbell, *Finance/Economics*; Toby Cecil, *Finance*; Lennard Christensen, *High Performance Management*; Cody Fuller, *Undeclared*; Dylan Gandy, *Business*; Taylor Jobe, *Advertising*; Kliff Kingsbury, *Master's of Sport Management*.

Second Team (14): Ryan Aycock, *Communication Studies*; Marcus Boyd, *Marketing*; Cody Davis, *Management*; Adell Duckett, *Exercise and Sport Sciences*; Trey Haverty, *Management*; Byron Johnson, *Marketing*; Clay McGuire, *History*; Josh Page, *Master's of Restaurant, Hotel and Institutional Management*; Josh Rangel, *Public Relations*; Ricky Sailor, *Human Development and Family Studies*; B.J. Symons, *Management*; Robert Treece, *Exercise and Sport Sciences*; E.J. Whitley, *Undeclared*; Robert Wyatt, *Graduate Studies*.

2001 ... First Team (15): Ryan Aycock, *Communication Studies*; Eric Bartee, *Exercise and Sport Science*; Marcus Boyd, *Management Information Systems*; Rusty Bucy, *Communication Studies*; Cody Campbell, *Finance/Economics/Petroleum Land Management*; Toby Cecil, *Business*; Lennard Christensen, *High Performance Management/Graduate School*; Dylan Gandy, *Undeclared*; Trey Haverty, *Undeclared*; Byron Johnson, *Marketing*; Kliff Kingsbury, *Management*; Paul McLendon, *Management Information Systems*; Dupree Scovell, *Management/Marketing*; King Scovell, *Finance/General Business*; Robert Wyatt, *Restaurant, Hotel and Institutional Management*.

Second Team (7): Peter Abrigg, *Construction Technology*; Preston Hartfield, *Exercise Sport Management*; Jonathan Hawkins, *Teacher Certification/Graduate School*; Josh Page, *Restaurant, Hotel and Institutional Management*; Justin Reed, *Communication Studies*; B.J. Symons, *Finance*; Wes Welker, *Undeclared*.

2000 ... First Team (16): Peter Abrigg, *Construction Technology*; Ryan Aycock, *Communication Studies*; Chris Birkholz, *Biology*; Tony Cantu, *Spanish/Exercise Sciences*; Lennard Christensen, *High Performance Management*; John DePasquale, *MBA*; Carlos Francis, *Exercise and Sport Sciences*; Jonathan Hawkins, *Sports Management*; Sam Hooks, *MBA*; J.P. Jansen, *Agronomy*; Kliff Kingsbury, *Management*; Paul McLendon, *MIS*; Robert Monroe; Kyle Sanders, *Master's of Science/Motor Behavior*; King Scovell, *Finance*; Robert Wyatt, *Restaurant, Hotel and Institutional Management*.

Second Team (10): Rusty Bucy, *Communications*; Will Culpepper, *MBA*; Derek Dorris, *Exercise and Sport Science*; Kris Kocurek, *Exercise and Sport Sciences*; Mickey Peters, *Exercise and Sport Sciences*; Justin Reed, *Communications*; Toby Shain, *Exercise and Sport Science*; Reggie Savage, *Exercise and Sport Sciences*; J.J. Williams, *Exercise & Sport Sciences*; Shaud Williams, *Marketing*.

1999 ... First Team (17): Peter Abrigg, *Arts and Sciences*; Eric Bartee; Chris Birkholz, *Biology*; Reagan Bownds, *Agriculture Business*; Brien Burchett; Keith Cockrum, *Finance*; J.P. Jansen, *Agronomy*; Kliff Kingsbury; Paul McLendon, *MIS*; Robert Monroe; Rob Peters, *Accounting*; Brian Roberson, *Engineering*; Charlie Robinson; Kyle Sanders, *History*; King Scovell,

Finance; Kyle Shipley, *Finance*; Robert Wyatt.

Second Team (7): Rusty Bucy; Will Culpepper, *Management*; Paul Erickson, *History*; Matt Heider, *Mathematics*; Josh Page; Reggie Savage, *Exercise & Sports Sciences*; J.J. Williams.

1998 ... First Team (14): Chris Birkholz, *Biology*; Reagan Bownds, *Agribusiness*; Keith Cockrum, *Finance*; Jaret Greaser, *Agriculture Economics*; Matt Heider, *Undecided*; Jeremy Hernandez, *Biochemistry*; Paul McLendon, *Undecided*; Robert Monroe, *Accounting*; Cody Patton, *Interdisciplinary Agriculture*; Rob Peters, *Accounting*; Brian Roberson, *Engineering*; Kyle Sanders, *History*; King Scovell, *Finance*; Kyle Shipley, *Finance*.

Honorable Mention (3): Kris Kocurek, *Undecided*; Montae Reagor, *Exercise & Sport Sciences*; Reggie Savage, *Exercise & Sport Sciences*.

1997 ... First Team (10): Reagan Bownds, *Agricultural Business*; Corey Chandler, *Communications*; Keith Cockrum, *MIS/Finance*; Jaret Greaser, *Agriculture Econ*; Jeremy Hernandez, *Bio-Chemistry*; Cody Patton, *Agriculture*; Rob Peters, *Accounting*; Zac Potter, *Accounting*; Brian Roberson, *Civil Engineering*; Tony Rogers, *Marketing*.

Honorable Mention (5): Tim Baker, *MIS*; Jonathan Hawkins, *ESS*; Kyle Shipley, *Accounting*; Matt Tittle, *Communications*; Duane Toliver, *Business*.

1996 ... First Team (8): Sone Cavazos, *Civil Engineering*; Keith Cockrum, *Finance*; Jaret Greaser, *Agricultural Business*; Jeremy Hernandez, *Bio Chemistry*; Ryan Jones, *Communications*; Rob Peters, *Accounting*; Tony Rogers, *Marketing*; Field Scovell, *General Business*.

Honorable Mention (2): Corey Chandler, *Communications*.

SOUTHWEST CONFERENCE

1995 ... Ed Hendrix, *ESS*; Tony Rogers, *Management*; Field Scovell, *Finance*.

1994 ... Scott Aylor, *Electrical Engineering*; Ed Hendrix, *ESS*.

1993 ... Jason Clemmons, *ESS*; Robert King, *Chem. Engineering*; Stacey Petrich, *Finance*.

1992 ... Steve Carr, *Marketing*; Scott Fitzgerald, *Electrical Eng.*; Stacey Petrich, *Finance*.

1991 ... King Hodson, *RHM*; Steve Carr, *Marketing*; Stacey Petrich, *Finance*.

1990 ... Chris Naughton, *ESS*; Jason Rattan, *Pre-Vet. Medicine*; David McFarland, *Finance*.

1989 ... David McFarland, *Finance*; Tom Mathiasmeier, *Finance*; Bart Talkington, *English*.

1988 ... Tom Mathiasmeier, *Finance*; Bart Talkington, *English*.

1987 ... Eric Everett, *Physical Education*; Terry Lynch, *Broadcast Journalism*; Tim Tannehill, *Physical Education*.

TEAM AWARDS**PETE CAWTHON
MEMORIAL TEAM MVP**

2022	Tyree Wilson	OLB
2008	Graham Harrell	QB
2007	Michael Crabtree	WR
2006	Joel Filani	WR
2005	Taurean Henderson	RB
2004	Mike Smith	LB
2003	Wes Welker	WR
2002	Aaron Hunt	DE
	Kliff Kingsbury	QB
2001	Kevin Curtis	FS
	Ricky Williams	RB
2000	Kliff Kingsbury	QB
	Kevin Curtis	SS
1999	Sammy Morris	RB
1998	Montae Reagor	DE
1997	Montae Reagor	DE
1996	Byron Hanspard	RB
1995	Zach Thomas	LB
1994	Zach Thomas	LB
1993	Byron Morris	RB
1992	Lloyd Hill	WR
1991	Robert Hall	QB
1990	Rodney Blackshear	WR
1989	James Gray	B
1988	Billy Joe Tolliver	QB
1987	James Gray	B
1986	Roland Mitchell	DB
1985	Carl Carter	DB
1984	Freddie Wells	FB
	Dwayne Jiles	LB
1983	Ronald Byers	NG
1982	Gabriel Rivera	DL
1981	Terry Baer	LB
1980	Ted Watts	S
1979	James Hadnot	FB
1978	Don Kelly	LB
1977	Mike Mock	LB
	Billy Taylor	FB
1976	Thomas Howard	LB
1975	Pat Felix	TE
1974	Lawrence Williams	HB
1973	Joe Barnes	QB
1972	Donald Rives	G
1971	Larry Molinare	LB
1970	Bruce Dowdy	DE
1969	Denton Fox	DB
1968	Don King	G
1967	Jerry Turner	C
1966	James Henkel	T
1965	Donny Anderson	HB
1964	Jerry Don Balch	E
1963	Bill Shaha	G
1962	David Parks	E

**DELL MORGAN
MEMORIAL COURAGE AWARD**

2022	Tyler Shough	QB
2008	Rylan Reed	OL
2007	Eric Morris	IR
2006	Chris Hudler	NT
2005	Khalid Naziruddin	CB
	Trey Haverty	IR
2003	Carlos Francis	WR
2002	Rodney McKinney	DL
2001	Jason May	OL
2000	Wes Welker	RB
1999	Rob Peters	QB
1998	Rob Peters	QB
1997	Zebbie Lethridge	QB
	Cody McGuire	DT
1996	Ryan Donohue	LB
1995	Shawn Banks	LB
1994	Robert Johnson	LB
	Scott Fitzgerald	C
1993	Bruce Hill	FB
1992	Stance Labaj	OL
1991	Matt Wingo	LB
1990	Stephon Weatherspoon	LB
1989	Clifton Winston	FB
1988	Ervin Farris	FB
1987	Bart Reagor	DB
1986	Brad Hastings	LB
1985	Scott Davis	DB
1984	Joe McMeans	OG
	Wayne Dawson	DE
1983	Kerry Tecklenburg	LB
1982	Stan Williams	LB
1981	Ron Reeves	QB
1980	Roger Jones	DE
1979	Johnny Quinney	LB
1978	Brian Nelson	SE
1977	Gary McCright	LB
	Rodney Allison	QB
1976	Bill Bothwell	DT
1975	Ray Hennig	DT
1974	David Knaus	DL
1973	James Mosley	B
1972	Harold Lyons	G
1971	Marc Dove	DB
1970	Bob Mooney	DT
1969	Dickie Grigg	DB
1968	Rob Junell	LB
1967	Pat Knight	E
1966	Guy Griffis	S
1965	Tom Wilson	QB
1964	C.C. Willis	LB
1963	Sam Cornelius	E
1962	Bill Worley	HB
1961	Larry Jones	E

**DONNY ANDERSON
SPORTSMANSHIP AWARD**

2022	Tony Bradford Jr.	DL
	Adrian Frye	DB
2008	Brian Duncan	LB
2007	Brian Duncan	LB
2006	Antonio Huffman	CB
2005	Khalid Naziruddin	CB
2004	Clay McGuire	RB
2003	Preston Hartfield	RB
2002	King Scovell	IR
2001	Ryan Aycock	SS
2000	John Norman	LB
1999	Sammy Morris	RB
1998	Matt Tittle	QB
1997	Dane Johnson	FS
1996	Sone Cavazos	QB
	Jody Brown	LB
	Corey Chandler	DT
1995	Byron Hanspard	TB
1994	Byron Hanspard	TB
1993	Robert Hall	QB
1992	Tracy Saul	DB
1991	Tracy Saul	DB
1990	Bill DuBose	OT
1989	Charles Ddiorme	OT
	Charles Perry	DT
1988	Boyd Cowan	DB
1987	Scott Toman	QB
1986	Aubrey Richburg	OT
1985	Tim Crawford	DE
1984	Troy Smith	WR
	Brad White	DT
1983	Chuck Alexander	DB
1982	David Joeckel	C
1981	Maury Buford	P
	Tate Randle	S
1980	Jim Verden	DT
1979	Ken Walter	OT
	David Hill	DT
1978	Curtis Reed	NG
1977	Terry Anderson	C
1976	Tommy Duniven	QB
1975	Ecomet Burley	DL
1974	Tommy Cones	DE
1973	George Herro	LB
	Ken Wallace	DB
1972	Doug McCutchen	B
	Quintin Robinson	LB
1971	David Browning	L
1970	Larry Hargrave	B
1969	Tom Sawyer	B

TEAM AWARDS

J.T. KING AWARD MOST IMPROVED PLAYER

2022	Dennis Wilburn	C
	Isaac Smith	OLB
2008	Stephen Hamby	C
2007	Rylan Reed	OT
2006	Brandon Jones	C
	Paul Williams	LB
2005	Fred Threweatt	DT
2004	Johnnie Mack	RB
2003	Preston Hartfield	RB
2002	Mickey Peters	IR
2001	Kliff Kingsbury	QB
2000	Rickey Hunter	RB
1999	Anthony Malbrough	CB
1998	Oscar Solis	CB
1997	Tim Winn	TE
1996	Shane Dunn	OG
1995	Jerod Fiebigler	TE
1994	Zach Thomas	LB
1993	Larry Starr	FB
1992	Harry Dyas	DE
1991	Donny Brooks	DB
1990	Byron Hooper	WR
1989	Anthony Lynn	RB
1988	Charles Rowe	LB
1987	Clifton Winston	FB
1986	Monte McGuire	QB
1985	Scott Davis	DT
1984	Chris Tanner	C
1983	Dale Brown	RB
1982	Roderick Smith	TE
1981	Lewis Washington	DE
1980	Dane Kerns	DT
	Tracy Kensing	OT
1979	David Hill	DT
1978	Travis Mileur	C

DARE TO BE GREAT AWARD

2022	Kosi Eldridge	LB
2008	Baron Batch	RB
2007	Chris Parker	DB
2006	Dek Bake	DT
2005	Khalid Naziruddin	CB
2004	Clay McGuire	RB
2003	Preston Hartfield	IR
2002	King Scovell	IR
2001	Mark Washington	FS
2000	Rickey Hunter	RB
1999	Taurus Rucker	DE
1998	Montae Reagor	DE
1997	Cody McGuire	DT
1996	Casey Jones	OG
1995	Corey Chandler	DE
1994	Scott Fitzgerald	C
1993	Scott Aylor	TE
1992	Tracy Saul	FS
1991	Keith Cripps	WR
1990	Tony Hooper	TE
1989	Tommy Webb	OT
1988	Clifton Winston	FB
1987	Jeff Keith	OG
1986	Danny Schwertner	DT
1985	Calvin Riggs	DE
1984	Joe McMeans	OG
1983	Curt Cole	TE
1982	David Eliff	FB
1981	C.M. Pier	DE

E.J. HOLUB DOUBLE TOUGH AWARD

2022	Krishon Merriweather	LB
2008	Rylan Reed	OL
2007	Joe Garcia	SS
2006	Chris Hudler	NT
2005	Dwayne Slay	FS
2004	Mike Smith	LB
2003	B.J. Symons	QB
2002	Kliff Kingsbury	QB
2001	Ricky Williams	RB
1999	Kyle Shipley	LB
1998	Donnie Hart	WR
1997	Stoney Garland	DT
1996	Robert Johnson	LB
1995	Zach Thomas	LB
1994	Byron Wright	DE
1993	Stacey Petrich	OT
1992	Ben Kirkpatrick	LB
1991	Rodney Blackshear	WR
1990	Stephon Weatherspoon	LB
1989	James Gray	RB
1988	Billy Joe Tolliver	QB
1987	David Stickels	OG
1986	Chris Tanner	C
1985	Tim Crawford	DE
1984	Brad White	DT
1983	Ronald Byers	DT

CLINT RAMSEY ACADEMIC EFFORT AWARD

2022	Patrick Curley
2008	J.J. Griffin
2007	David Schaefer
2006	Keith Toogood
2005	Bryan Kegans
2004	Cody Campbell
	Jeremy Woods
2003	Taylor Jobe
2002	Lennard Christensen
2001	Lance Williams
2000	Derrick Briggs
1999	Tim Duffie
1998	Sammy Morris
1997	Jayson Hansen
1996	Montae Reagor
	Taurus Rucker
1995	Shawn Hurd
1994	Byron Wright
	Scott Fitzgerald
1993	Stacey Petrich
1992	Andy Chance
1991	Matt Wingo

1990	Jason Rattan
1989	Tommy Webb
1988	Dal Watson
1987	Ricky Boysaw

Editor's Note: Texas Tech did not present team awards during the 2009-21 seasons. The tradition returned under head coach Joey McGuire beginning with the 2022 football season.



▲ TYREE WILSON was tabbed the Pete Cawthon Memorial Team MVP in a return of the annual tradition.

PREVIEW

RED RAIDERS

STAFF

'22 REVIEW

HISTORY

RECORDS

TEXAS TECH

ALL-STAR GAMES**ALL-AMERICA BOWL**

1976	Curtis Jordan	S
1969	Kenny Vinyard	K

BLUE-GRAY GAME

1997	Tony Darden	CB
1992	Stance Labaj	OG
1991	Rodney Blackshear	WR
	Mark Bounds	P
	Anthony McDowell	FB
1988	Desmond Royal	DT
	Merv Scurlark	CB
1987	Eric Everett	CB
	Artis Jackson	DT
1986	Brad Hastings	LB
	Roland Mitchell	CB
1985	Carl Carter	CB
	Mike Kinsey	LB
1984	Dwayne Jiles	LB
1983	Stan David	S
1982	Hasson Arbubakrr	DT
	Gabriel Rivera	NG
1981	Maury Buford	P
	Tate Randle	S
1980	Jeff McKinney	OLB
1977	Eric Felton	DB
	Mike Mock	LB
1975	Tony Green	CB
	Curtis Jordan	S
1970	Denton Fox	DB
	Charles Evans	E
	Jerry Don Sanders	K
1969	Roger Freeman	HB
	Jim Moylan	T
	Mike Patterson	T
	Kenny Vinyard	K
1968	Mike Leinert	HB
	John Scovell	QB
	Phil Tucker	G
1961	Bake Turner	B
1959	Ronnie Rice	HB
	Jerry Selfridge	T
1957	Pat Hartsfield	E



▲ ANTHONY LYNN

1955	Lonnie Graham	B
	Bill Herchman	T
	Jack Kirkpatrick	E
1954	Claude Harland	B
	Jerry Johnson	B
	Rick Spinks	E
1953	Vic Spooner	E
	Jimmy Williams	T
1951	Aubrey Phillips	C
1947	Roland Nabors	C
	Joe Smith	E

COACHES ALL-AMERICAN GAME

1976	Tony Green	CB
	Curtis Jordan	S
1975	Tommy Cones	DE
	David Knaus	NG
1974	Joe Barnes	QB
	Kenneth Wallace	DB
1973	David Corley	DT
	Russell Ingram	C
	Don Rives	LB
1972	Larry Molinare	LB
1970	Richard Campbell	E
	Charles Evans	E
	Denton Fox	B
1966	Donny Anderson	HB
1964	Dave Parks	E
1961	E.J. Holub	C
	(Army duty prevented playing)	

CHICAGO TRIBUNE ALL-STARS

1965	Donny Anderson	HB
1964	Dave Parks	C
1961	E.J. Holub	C
1959	Floyd Dellinger	HB
1956	Bill Herchman	T
1954	Bobby Cavazos	B
1952	Jerrell Price	T
1948	Roland Nabors	C
1947	James Reed	
1945	Walter Schlinkman	B

COPPER BOWL

1958	Jerry Bell	QB
	Floyd Dellinger	HB
	Phil Williams	T

DALLAS ALL-STAR GAME

1939	Elmer Tarbox	B
1938	Lewis Jones	G

GRIDIRON CLASSIC

2004	Cody Campbell	OG
2000	Derek Dorris	WR
	John Norman	LB
1999	Darwin Brown	CB

HULA BOWL

2021	Travis Koontz	TE
	Riko Jeffers	LB
2020	Zech McPhearson	DB

2019	Douglas Coleman III	DB
	Donta Thompson	TE
2005	Khalid Naziruddin	DB
	Bristol Olomua	TE
2004	Cody Campbell	OG
	Sonny Cumbie	QB
	Dylan Gandy	C
	Daniel Loper	OT
2003	Wes Welker	WR
2002	Kliff Kingsbury	QB
	Rex Richards	OG
2000	Chris Birkholz	K
	Kris Kocurek	DT
1999	Darwin Brown	CB
	Donnie Hart	WR
1998	Tony Darden	CB
	Dane Johnson	S
1997	Casey Jones	OG
1996	Marcus Coleman	DB
	Zach Thomas	LB
1987	Chris Tanner	C
1986	Carl Carter	CB
	Mike Kinsey	LB
1980	James Hadnot	FB
1978	Rodney Allison	QB
	Dan Irons	DT
1977	Thomas Howard	LB
1974	Joe Barnes	QB
	Andre Tillman	E
1973	Don Rives	LB
1970	Richard Campbell	DE
	Denton Fox	DB
1969	Don King	G
1968	Phil Tucker	G
1967	Ronnie Pack	G
1966	Donny Anderson	B
	Tom Wilson	QB

INS ALL-SOUTHWEST 11

1956	Doug Campbell	G
	(Second Team)	

INS JUICE NORTH-SOUTH CLASSIC

2006	Keyunta Dawson	DE
	Joel Filani	WR
	Glenn January	OL
	Robert Johnson	IR
	Alex Reyes	P

JAPAN BOWL

1993	Charlie Biggurs	OT
	Tracy Saut	S
1991	Rodney Blackshear	WR
	Anthony Lynn	RB
1990	James Gray	RB
1980	Larry Flowers	DB
1978	Rodney Allison	QB
	Dan Irons	OT
1977	Thomas Howard	LB
1976	Ecomet Burley	NG

ALL-STAR GAMES

KING ALL-AMERICA CLASSIC

1990	Charles Odiorne	T
	Kevin Sprinkles	TE

LAS VEGAS ALL-AMERICA CLASSIC

2003	Toby Cecil	C
------	------------	---

NFLPA COLLEGIATE BOWL

2022	Krishon Merriweather	LB
	SaRodoric Thompson Jr.	RB
2020	Zech McPhearson	DB
	Eli Howard	DL
2019	Broderick Washington Jr.	DL
2014	Bradley Marquez	WR

NORTH-SOUTH GAME

1969	Leon Lovelace	T
1968	Jerry Turner	C
1967	David Baugh	HB
	James Henkel	T

OLYMPIA GOLD BOWL

1982	Tate Randle	S
------	-------------	---

SALAD BOWL

1955	Walter Bryan	B
	Claude Harland	E
	Bobby Hunt	G
	Jerry Johnson	B
	Ken Kummer	G
	Ralph Martin	C
	Rick Spinks	B
	Dean White	E

SENIOR BOWL

2022	SaRodoric Thompson Jr.	RB
	Tyree Wilson	DL
2020	Jack Anderson	OL
2019	Jordyn Brooks	LB
	Terence Steele	OL
	Broderick Washington Jr.	OL
2015	DeAndre Washington	RB
2015	Le'Raven Clark	OL
2008	Graham Harrell	QB
2002	Kliff Kingsbury	QB
2000	Sammy Morris	RB
1999	Montae Reagor	DE
1997	Ben Kaufman	OT
1994	Donny Brooks	DB
	Lloyd Hill	WR
1987	Lemuel Stinson	DB
1982	Mauri Buford	P
1981	Ted Watts	FS
1980	James Hadnot	FB
1974	Andre Tiltman	E
1973	Russell Ingram	C
1969	Kenny Vinyard	K
1964	Dave Parks	E
1961	E.J. Holub	C
1954	Bobby Cavazos	B
	Jimmy Williams	T

EAST-WEST SHRINE GAME

2021	DaMarcus Fields	DB
	Dawson Deaton	OL
2017	Nic Shimonek	QB
2012	Cody Davis	S
	Seth Doege	QB
2009	Jamar Wall	DB
	Brandon Carter	OL
2008	Darcel McBeth	S
	Louis Vasquez	OL
2006	Joel Filani	WR
	Jarrett Hicks	WR
2005	Taurean Henderson	RB
	Dwayne Slay	FS
	E.J. Whitley	OL
2004	Adell Duckett	DE
2003	Wes Welker	WR
2002	Aaron Hunt	DE
	Lawrence Flugence	LB
2001	Kevin Curtis	FS
	Ricky Williams	RB
2000	Curtis Lowery	OL
	Sammy Morris	RB
1999	Donnie Hart	WR
	Montae Reagor	DE
1998	Dane Johnson	S
1996	Zach Thomas	LB
1995	Jon Davis	K
	Scott Fitzgerald	C
1994	Lloyd Hill	WR
1993	Tracy Saul	S
1990	James Gray	T
1980	Ken Walter	TB
1969	Don King	G
	Jackie Stewart	FB
1968	Ed Mooney	LB
1967	Ronnie Pack	G
1963	Dave Parks	E
1960	E.J. Holub	C
1957	Charlie Moore	G
1951	Jerrell Price	T
1946	Walter Schlinkman	B
1939	Elmer Tarbox	B
1929	Ransom Walker	B



▲ LOUIS VASQUEZ

SOUTHWEST CHALLENGE

1962	Nathan Armstrong	T
	Coolidge Hunt	FB
	Johnny Lovelace	T

TEXAS VS. THE NATION

2013	Seth Doege	QB
	LaAdrian Waddle	OL
	Terry McDaniel	OL
2010	Taylor Potts	QB
	Brian Duncan	LB
2007	Danny Amendola	WR
2006	Keyunta Dawson	DE
	Brandon Jones	C

TROPICAL BOWL

2021	Kaylon Geiger Sr.	WR
	Eric Monroe	DB
2019	Jah'Shawn Johnson	DB
2017	Devin Lauderdale	WR
2016	Alfredo Morales	OL
	Kenny Williams	RB
2013	Eric Stephens	RB



▲ LE'RAVEN CLARK participated in the 2015 Senior Bowl before embarking on an NFL career.

PREVIEW

RED RAIDERS

STAFF

'22 REVIEW

HISTORY

RECORDS

TEXAS TECH

RED RAIDERS IN THE NFL

▲ **DANNY AMENDOLA** celebrates with fellow Red Raider, **SAMMY MORRIS**, after the New England Patriots defeated the Atlanta Falcons in Super Bowl LI. Amendola had a crucial touchdown catch in the memorable come-from-behind victory as part of eight catches for 78 yards for his second career Super Bowl title.

EUGENE ALFORD, B – Portsmouth Spartans (1931-33); Cincinnati Reds (1934); St. Louis Gunners (1934).

DAKOTA ALLEN, LB – Los Angeles Rams (2019); Oakland Raiders (2019); Jacksonville Jaguars (2019-21); Cleveland Browns (2022).

JACE AMARO, TE – New York Jets (2014-15); Tennessee Titans (2016-17).

DANNY AMENDOLA, WR – St. Louis Rams (2009-12); New England Patriots (2013-17); Miami Dolphins (2018); Detroit Lions (2019-20); Houston Texans (2021).

GLEN AMERSON, B – Philadelphia Eagles (1961).

DONNY ANDERSON, B – Green Bay Packers (1966-71); St. Louis Cardinals (1972-74).

JACK ANDERSON, OL – Buffalo Bills (2021); Philadelphia Eagles (2021); New York Giants (2022-present).

HASSON ARBUAKRR, DE – Tampa Bay Bucs (1983); Minnesota Vikings (1984).

JUNIOR ARTERBURN, QB – Chicago Cardinals (1954).

TIM BAKER, WR – Pittsburgh Steelers (2001); Carolina Panthers (2002); San Diego Chargers (2003).

JOE BARNES, QB – Chicago Bears (1974).

BARON BATCH, RB – Pittsburgh Steelers (2011-12).

CAMERON BATSON, WR – Tennessee Titans (2018-21); Atlanta Falcons (2022).

WINFORD BAZE, B – Philadelphia Eagles (1937).

HUB BECHTOL, E – Baltimore Colts (1947-49).

BRONT BIRD, LB – San Diego Chargers (2011-13).

JORDYN BROOKS, LB – Seattle Seahawks (2020-present).

JAMALL BROUSSARD, KR/PR – Carolina Panthers (2004).

WILLIAM BROWN, B – Brooklyn Dodgers (1943); Brooklyn Tigers (1944); Pittsburgh Steelers (1945).

ROBERT BRYANT, OT – San Francisco 49ers (1946-49).

WALTER BRYAN, B – Baltimore Colts (1955).

MAURY BUFORD, P – San Diego Chargers (1982-84); Chicago Bears (1985-86, 1989-91); New York Giants (1988).

VICTOR BURNETT, DE – St. Louis Cardinals (1987).

J.R. CALLAHAN, B – Detroit Lions (1946).

CODY CAMPBELL, OL – Indianapolis Colts (2005).

DYLAN CANTRELL, WR – Los Angeles Chargers (2018-19); Arizona Cardinals (2020); New England Patriots (2020); Washington Football Team (2020-21).

JOHN CARRELL, LB – Houston Oilers (1966).

CARL CARTER, DB – St. Louis Cardinals (1986-87); Phoenix Cardinals (1988-89); Cincinnati Bengals (1990); Tampa Bay Bucs (1991); Green Bay Packers (1992).

BOBBY CAVAZOS, B – Chicago Cardinals (1954).

TOBY CECIL, C – Carolina Panthers (2004); St. Louis Rams (2004-05).

LE'RAVEN CLARK, OL – Indianapolis Colts (2016-20); Philadelphia Eagles (2021); Tennessee Titans (2022); Pittsburgh Steelers (2023-present).

MARCUS COLEMAN, DB – New York Jets (1996-01); Houston Texans (2002-05); Dallas Cowboys (2006).

KEKE COUTEE, WR – Houston Texans (2018-20); Indianapolis Colts (2021-22); New Orleans Saints (2023-present).

MICHAEL CRABTREE, WR – San Francisco 49ers (2009-14); Oakland Raiders (2015-17); Baltimore Ravens (2018); Arizona Cardinals (2019).

TIM CRAWFORD, LB – Cleveland Browns (1987).

KEVIN CURTIS, S – San Francisco 49ers (2002).

STAN DAVID, LB – Buffalo Bills (1984); Kansas City Chiefs (1986).

CODY DAVIS, S – St. Louis Rams (2013-15); Los Angeles Rams (2016-17); Jacksonville Jaguars (2018-19); New England Patriots (2020-present).

GAINES DAVIS, OG – New York Giants (1936).

WILLIAM DAVIS, OT – Chicago Cardinals (1940-41); Brooklyn Dodgers (1943); Miami Seahawks (1946).

KEYUNTA DAWSON, DE – Indianapolis Colts (2007-10); Detroit Lions (2011); Tennessee Titans (2012-13); New Orleans Saints (2013).

RED RAIDERS IN THE NFL

DAWSON DEATON, OL - Cleveland Browns (2022-present).

DEREK DORRIS, WR - New York Giants (2002).

GWYN DOWELL, B - Chicago Cardinals (1935-36).

TOMMY DUNIVEN, QB - Houston Oilers (1977-78).

RALPH EARHART, B - Green Bay Packers (1948-49).

SAM EGUAVOEN, LB - Miami Dolphins (2019-22).

LIN ELLIOTT, K - Dallas Cowboys (1992-93); Kansas City Chiefs (1994-95).

ERIC EVERETT, DB - Philadelphia Eagles (1988-89); Tampa Bay Buccaneers (1990); Kansas City Chiefs (1991); Minnesota Vikings (1992).

ERIK EZUKANMA, WR - Miami Dolphins (2022-present).

ERIC FELTON, DB - New Orleans Saints (1978-79); New York Giants (1980).

DAMARCUS FIELDS, DB - New Orleans Saints (2022); Washington Commanders (2023-present).

LARRY FLOWERS, DB - New York Giants (1980-84); New York Jets (1985).

ROBERT FLOWERS, C - Green Bay Packers (1942-49).

CARLOS FRANCIS, WR - Oakland Raiders (2004-07).

DYLAN GANDY, OL - Indianapolis Colts (2005-07); Denver Broncos (2008); Oakland Raiders (2008); Detroit Lions (2009-13).

KAYLON GEIGER, WR - Tampa Bay Buccaneers (2022-present).

ROGER GILL, E - Philadelphia Eagles (1964-65).

JAKEEM GRANT, WR - Miami Dolphins (2016-21); Chicago Bears (2021); Cleveland Browns (2022-present).

JAMES HADNOT, B - Kansas City Chiefs (1980-83).

JOSELIO HANSON, DB - San Francisco 49ers (2004-05); Philadelphia Eagles (2006-11); Oakland Raiders (2012).

BYRON HANSPARD, RB - Atlanta Falcons (1997-00); Tampa Bay Buccaneers (2002).

GRAHAM HARRELL, QB - Green Bay Packers (2010-12).

LEONARD HARRIS, WR - Tampa Bay Buccaneers (1986); Houston Oilers (1987-93); Atlanta Falcons (1994).

WILLIAM HERCHMAN, OT - San Francisco 49ers (1956-59); Dallas Cowboys (1960-61); Houston Oilers (1962).

WILLIAM HOLCOMB, OT - Philadelphia Eagles (1937).

PAT HOLMES, OT - Houston Oilers (1966-72); Kansas City Chiefs (1973).

E.J. HOLUB, LB/C - Dallas Texans (1961-62); Kansas City Chiefs (1963-70).

THOMAS HOWARD, LB - Kansas City Chiefs (1977-83); St. Louis Cardinals (1984-85).

VAN HUGHES, DE - St. Louis Cardinals (1986); Seattle Seahawks (1987).

ANTHONY HUTCHISON, B - Chicago Bears (1983-84); Buffalo Bills (1985).

KERRY HYDER, DL - New York Jets (2014); Detroit Lions (2015-18); Dallas Cowboys (2019); San Francisco 49ers (2020; 2022-present); Seattle Seahawks (2021).

BRANDEN JACKSON, DL - Oakland Raiders (2016); Seattle Seahawks (2017-20).

CHARLES JACKSON, S - Washington Redskins (1987).

DWAYNE JILES, LB - Philadelphia Eagles (1985-88); New York Giants (1989).

LEONARD JONES, DB - Denver Broncos (1987).

LEW JONES, LB - Brooklyn Dodgers (1943).

CURTIS JORDAN, DB - Tampa Bay Buccaneers (1976-80); Washington Redskins (1981-86).

WILLIAM KELLEY, E - Green Bay Packers (1949).

ROBERT KILCULLEN, OT - Chicago Bears (1957-65).

KLIFF KINGSBURY, QB - New England Patriots (2003); New Orleans Saints (2004); New York Jets (2005); Head Coach: Arizona Cardinals (2019-22).

KRIS KOCUREK, DT - Seattle Seahawks (2001); Tennessee Titans (2001-02).

JIM KRAHL, DB - New York Giants (1978); Baltimore Colts (1979); San Francisco 49ers (1980).

DEVIN LEMONS, DE - Chicago Bears (2001-02); Washington Redskins (2004).

ZEBBIE LETHRIDGE, DB - Miami Dolphins (2001-02).

DAVE LLOYD, LB - Cleveland Browns (1959-61); Detroit Lions (1962); Philadelphia Eagles (1963-70).

DANIEL LOPER, OT - Tennessee Titans (2005-08); Detroit Lions (2009); Oakland Raiders (2009-10).

ANTHONY LYNN, B - Denver Broncos (1993); San Francisco 49ers (1995-96); Denver Broncos (1997-99); Head Coach: Los Angeles Chargers (2017-20).

PATRICK MAHOMES II, QB - Kansas City Chiefs (2017-present).

ANTHONY MALBROUGH, DB - Cleveland Browns (2000); Houston Texans (2002).

JOSEPH MAREK, B - Brooklyn Dodgers (1943).

BRADLEY MARQUEZ, WR - St. Louis Rams (2015); Los Angeles Rams (2016-17); Detroit Lions (2017-18).

DARCEL MCBATH, DB - Denver Broncos (2009-10); Jacksonville Jaguars (2011); San Francisco 49ers (2012-13).

ANTHONY MCDOWELL, RB - Tampa Bay Buccaneers (1992-94).

MONTE MCGUIRE, QB - Denver Broncos (1987).

ZECH MCPHEARSON, DB - Philadelphia Eagles (2021-present).

DERRELL MITCHELL, E - New Orleans Saints (1994).

ROLAND MITCHELL, DB - Buffalo Bills (1987); Phoenix Cardinals (1989); Atlanta Falcons (1990); Green Bay Packers (1991-94).

MIKE MOCK, LB - New York Jets (1977).

ED MOONEY, LB - Detroit Lions (1968-71); Baltimore Colts (1972-73).

BYRON "BAM" MORRIS, RB - Pittsburgh Steelers (1994-95); Baltimore Ravens (1996-97); Kansas City Chiefs (1997-99).



▲ **KERRY HYDER JR.** enters his 10th season in the NFL with the San Francisco 49ers.

PREVIEW

RED RAIDERS

STAFF

'22 REVIEW

HISTORY

RECORDS

TEXAS TECH

RED RAIDERS IN THE NFL



▲ **WES WELKER** forever changed the game of football in the NFL with a Hall of Fame-caliber career over his 12 seasons, which spanned stints with the Miami Dolphins, New England Patriots and Denver Broncos, among others. He was a two-time All-Pro selection and a five-time Pro Bowl honoree during his career.

SAMMY MORRIS, RB - Buffalo Bills(2000-03); Miami Dolphins (2004-06); New England Patriots (2007-10); Dallas Cowboys (2011).

ROLAND NABORS, C - New York Yankees (1948).

JAMES NEILL, B - New York Giants (1937); Chicago Cardinals (1939).

TRUETT OWENS, G - Brooklyn Dodgers (1943).

DAVE PARKS, E - San Francisco 49ers (1964-67); New Orleans Saints (1968-72); Houston Oilers (1973).

MAC PERCIVAL, K - Dallas Cowboys (1967); Chicago Bears (1968-73).

JERRELL PRICE, G - Chicago Cardinals (1951).

MANUEL RAMIREZ, OL - Detroit Lions (2007-10); Denver Broncos (2011-14); Detroit Lions (2015-16).

HERSCHEL RAMSEY, E - Philadelphia Eagles (1938-40, 45).

TATE RANDLE, DB - Houston Oilers (1982); Baltimore Colts (1983-86); Miami Dolphins (1987).

WALTER RANKIN, B - Chicago (1941, 43, 45-47); Pittsburgh Steelers (1944).

MONTAE REAGOR, DE - Denver Broncos (1999-02); Indianapolis Colts (2003-06); Philadelphia Eagles (2007-08).

GABRIEL RIVERA, DT - Pittsburgh Steelers (1983).

DON RIVES, LB - Chicago Bears (1973-78).

PETE ROBERTSON, LB - Seattle Seahawks (2016); Washington Redskins (2017-18; 2019); Arizona Cardinals (2019).

EDWARD ROBBETT, B - San Francisco 49ers (1947).

FRANCIS SACHESE, B - Brooklyn Dodgers (1943); Brooklyn Tigers (1944); Boston Yankees (1945).

WALTER SCHLINKMAN, B - Green Bay Packers (1946-50).

PRINCE SCOTT, E - Miami Seahawks (1946).

KING SIMMONS, DB - Cleveland Browns (1986-87); San Diego Chargers (1987).

JOSEPH SMITH, E - Baltimore Colts (1948).

MIKE SMITH, LB - Baltimore Ravens (2005-07).

TIMMY SMITH, B - Washington Redskins (1987-88).

WILL SMITH, LB - Dallas Cowboys (2014-15).

RICHARD STAFFORD, E - Philadelphia Eagles (1962-63).

TERENCE STEELE, OL - Dallas Cowboys (2020-present).

LEMUEL STINSON, DB - Chicago Bears (1989-92); Atlanta Falcons (1993).

B.J. SYMONS, QB - Houston Texans (2004-05).

BILLY TAYLOR, B - New York Giants (1978-81); Los Angeles Raiders (1982).

ZACH THOMAS, LB - Miami Dolphins (1996-07); Dallas Cowboys (2008).

ANDRE TILLMAN, TE - Miami Dolphins (1975-78).

BILLY JOE TOLLIVER, QB - San Diego Chargers (1989-90); Atlanta Falcons (1991-93); Houston Oilers (1994); Atlanta Falcons (1996-97); New Orleans Saints (1998-00).

BAKE TURNER, E/B - Baltimore Colts (1962); New York Jets (1963-69); Boston Patriots (1970).

T.J. VASHER, WR - Dallas Cowboys (2021).

LOUIS VASQUEZ, OL - San Diego Chargers (2009-2012); Denver Broncos (2013-15).

KENNY VINYARD, K - Atlanta Falcons (1970).

LaADRIAN WADDLE, OL - Detroit Lions (2013-15); New England Patriots (2015-18); Buffalo Bills (2019).

SAMMY WALKER, DB - Pittsburgh Steelers (1991-92); Kansas City Chiefs (1993); Green Bay Packers (1994).

WAYNE WALKER, WR - San Diego Chargers (1989).

JAMAR WALL, DB - Dallas Cowboys (2010); Houston Texans (2010); Philadelphia Eagles (2010).

JOE WALTER, T - Cincinnati Bengals (1985-97).

BRODERICK WASHINGTON JR., DL - Baltimore Ravens (2020-present).

DEANDRE WASHINGTON, RB - Oakland Raiders (2016-19); Kansas City Chiefs (2020); Miami Dolphins (2020).

TED WATTS, DB - Oakland Raiders (1981-84); New York Giants (1985); San Diego Chargers (1987).

DAVIS WEBB, QB - New York Giants (2017; 2022-present); New York Jets (2018); Buffalo Bills (2019-21).

GEORGE WEBB, E - Brooklyn Dodgers (1943)

WES WELKER, IR - San Diego Chargers (2004); Miami Dolphins (2004-06); New England Patriots (2007-12); Denver Broncos (2013-14); Los Angeles Rams (2015)

ANTOINE WESLEY, WR - Baltimore Ravens (2019-20); Arizona Cardinals (2021-22)

BRANDON WILLIAMS, DE - Dallas Cowboys (2009-10); Arizona Cardinals (2011-12).

LAWRENCE WILLIAMS, E - Kansas City Chiefs (1976-77); Cleveland Browns (1977).

REX WILLIAMS, C - Chicago Cardinals (1940); New York Americans (1940); Detroit Lions (1945)

RICKY WILLIAMS, RB - New Orleans Saints (2002); Indianapolis Colts (2002-03).

SHAUD WILLIAMS, RB - Buffalo Bills (2004-06)

BERNARD WINKLER, T - Los Angeles Dons (1948).

RED RAIDERS IN THE NFL DRAFT



▲ TYREE WILSON became the highest-drafted Red Raider defensive player in program history during the 2023 NFL Draft as the Las Vegas Raiders used the seventh overall pick to select the rush end. He was the 10th Red Raider in school history to hear his name called during the opening round.

YEAR	PLAYER	ROUND	TEAM
2023	Tyree Wilson, OLB/DE	1st	Las Vegas
2022	Erik Ezukanma, WR	4th	Miami
	Dawson Deaton, OL	7th	Cleveland
2021	Zech McPheerson, DB	4th	Philadelphia
	Jack Anderson, OL	7th	Buffalo
2020	Jordyn Brooks, LB	1st	Seattle
	Broderick Washington Jr., DL	5th	Baltimore
2019	Dakota Allen, LB	7th	Los Angeles Rams
2018	Keke Coutee, WR	4th	Houston
	Dylan Cantrell, WR	6th	Los Angeles Chargers
2017	Patrick Mahomes II, QB	1st	Kansas City
2016	Le'Raven Clark, OL	3rd	Indianapolis
	DeAndre Washington, RB	5th	Oakland
	Jakeem Grant, WR	6th	Miami
2014	Jace Amaro, TE	2nd	New York Jets
	Will Smith, LB	7th	Dallas
2011	Baron Batch, RB	7th	Steelers
2010	Jamar Wall, DB	6th	Dallas
2009	Michael Crabtree, WR	1st	San Francisco
	Darcel McBeth, DB	2nd	Denver
	Louis Vasquez, OL	3rd	San Diego
	Brandon Williams, DL	4th	Dallas
2007	Manuel Ramirez, OL	4th	Detroit
	Joel Filani, WR	6th	Tennessee
	Keyunta Dawson, DL	7th	Indianapolis
2006	E.J. Whitley, OL	7th	Dallas
2005	Dylan Gandy, C	4th	Indianapolis
	Daniel Loper, OT	5th	Tennessee
	Mike Smith, LB	7th	Baltimore
2004	Carlos Francis, WR	4th	Oakland
	B.J. Symons, QB	7th	Houston
2003	Aaron Hunt, DE	6th	Denver
	Kliff Kingsbury, QB	6th	New England
2002	Kevin Curtis, S	4th	San Francisco
2001	Kris Kocurek, DT	7th	Seattle
2000	Anthony Malbrough, DB	5th	Cleveland
	Sammy Morris, RB	5th	Buffalo
1999	Montae Reagor, DE	2nd	Denver
	Darwin Brown, DB	5th	Denver
1998	Tony Darden, DB	7th	Minnesota
1997	Byron Hanspard, RB	2nd	Atlanta
1996	Marcus Coleman, DB	5th	New York Jets
	Zach Thomas, LB	5th	Miami
1994	Byron Morris, RB	3rd	Pittsburgh
	Lloyd Hill, WR	6th	Chicago
	Derrell Mitchell, FL	6th	New England
1992	Anthony McDowell, FB	8th	Tampa Bay
	Donald Harris, CB	12th	Dallas
1991	Sammy Walker, CB	4th	Pittsburgh
1990	James Gray, TB	5th	New England
1989	Billy Joe Tolliver, QB	2nd	San Diego
1988	Eric Everett, CB	5th	Philadelphia
	Lemuel Stinson, CB	6th	Chicago
	Artis Jackson, DT	10th	Miami
1987	Roland Mitchell, CB	2nd	Buffalo
	Timmy Smith, RB	5th	Washington
	Leonard Jones, R	9th	Minnesota
1986	Tim Crawford, DE	3rd	New York Jets
	Carl Carter, FS	4th	St. Louis
	King Simmons, CB	12th	Cleveland
1985	Dwayne Jiles, LB	5th	Philadelphia
	Joe Walter, OT	7th	Cincinnati
	Brad White, DT	11th	New York Jets
1984	Stan David, FS	7th	Buffalo
1983	Gabriel Rivera, DT	1st	Pittsburgh
	Hasson Arbubakrr, DT	9th	Tampa Bay
	Anthony Hutchison, HB	10th	Chicago
1982	Maury Buford, P	8th	San Diego
	Tate Randle, S	8th	Miami
	Ron Reeves, QB	10th	Houston
1981	Ted Watts, DB	1st	Oakland
1980	James Hadnot, TE/FB	3rd	Kansas City
	Larry Flowers, WS	4th	Tampa Bay
	Ken Walter, OT	8th	Baltimore
	Jeff Copeland, LB	8th	Cleveland
	Willie Stephens, CB	10th	Chicago
1979	Brian Nelson, SE	11th	Minnesota
1978	Billy Taylor, FB	4th	New York Giants
	Eric Felton, CB	5th	New Orleans
	Jim Krahl, DT	5th	New York Giants
	Mike Mock, DE	8th	New York Jets
	Dan Irons, OT	12th	San Francisco

PREVIEW

RED RAIDERS

STAFF

'22 REVIEW

HISTORY

RECORDS

TEXAS TECH

RED RAIDERS IN THE NFL DRAFT

YEAR	PLAYER	ROUND	TEAM
1977	Thomas Howard, LB	3rd	Kansas City
	Tommy Duniven, QB	6th	Cincinnati
1976	Curtis Jordan, S	6th	Tampa Bay
	Tony Green, DB	17th	Atlanta
1975	Lawrence Williams, HB	7th	New England
	Calvin Jones, SE	16th	Philadelphia
1974	Andre Tillman, TE	2nd	Miami
	Joe Barnes, QB	13th	Chicago
1973	Russell Ingram, OG	9th	Atlanta
	Don Rives, DT	15th	Chicago
1972	John Odom, R	10th	New York Giants
1970	Denton Fox, DB	3rd	Dallas
	Charley Evans, TE	9th	Kansas City
	Jerry Sanders, K	12th	Cleveland
1969	Jacky Stewart, FB	4th	Baltimore
	Kenny Vinyard, K	6th	Green Bay
	Leon Lovelace, DT	13th	Buffalo
	Jim Moylan, DT	13th	Minnesota
	Gary Golden, S	15th	San Francisco
1968	Ed Mooney, LB	4th	Detroit
	Mike Leinert, HB	15th	Oakland
1967	Ronnie Pack, OG	12th	New Orleans
1966	Jerry Lovelace, HB	14th	Washington
1965	Donny Anderson, RB	1st	Green Bay (NFL)
	Jim Zanios, FB	9th	Dallas (NFL)
	John Carrell, OT	15th	Pittsburgh (NFL)
	Jeff White, TE	18th	Green Bay (NFL)
	Leo Lowery, FB	18th	Los Angeles Rams (NFL)
	Donny Anderson, RB	1st	Houston (AFL)
	John Carrell, OT	7th	Oakland (AFL)
	Jeff White, TE	11th	San Diego (AFL)
1964	Dave Parks, TE	1st	San Francisco (NFL)
	Dave Parks, TE	4th	San Diego (AFL)
1963	Roger Gill, DE	12th	Philadelphia (NFL)
	Coolidge Hunt, FB	16th	Green Bay (NFL)
	Roger Gill, DE	22nd	San Diego (AFL)
1962	Pat Holmes, OT	3rd	Philadelphia
	Bake Turner, HB	12th	Baltimore
1961	E.J. Holub, C	2nd	Dallas Cowboys (NFL)
	E.J. Holub, C	1st	Dallas Texans (AFL)
1960	Ken Talkington, QB	2nd	Los Angeles Chargers (AFL)
1958	Gene Bartley	7th	Chicago
	Max Brod	24th	New York Giants
	Floyd Dellinger, QB	27th	Pittsburgh
	Bob Witucki, QB	27th	San Francisco
1957	Bob Kilcullen, OT	8th	Chicago
	Don Williams, QB	13th	Chicago
1956	Bill Herschman	3rd	San Francisco
	Don Schmidt, HB	6th	Baltimore
	Jerry Walker, OT	12th	Chicago
	James Sides, FB	13th	Philadelphia
	Ken Vakey, DE	19th	Green Bay
	Ronnie Herr, HB	21st	Chicago
1955	Bryan Walter	9th	Baltimore
	Claude Harland, TE	10th	Los Angeles
	Rick Spinks, FB	21st	Cleveland
	Ken Elmore	22nd	Los Angeles
1954	Bobby Cavazos, HB	3rd	Chicago
	Jimmie Williams, OT	8th	Green Bay
	Karl Klutz	17th	San Francisco
1953	Jim Turner, HB	18th	Washington
1952	Jerrell Price, OT	6th	Los Angeles
	Aubrey Phillips	13th	Los Angeles
1951	Jerrell Price, OT	20th	New York
	Ed Price	27th	New York
	Earl Jackson	29th	Los Angeles
1950	Elbert Johnson	27th	Detroit
1949	Glenn Lewis	5th	Green Bay (NFL)
	Charles Reynolds	6th	Los Angeles Rams (NFL)
	Bobby Williams	14th	Green Bay (NFL)
	Bill Kelly	23rd	Green Bay (NFL)
	Abbie Reynolds	15th	Chicago (AAFC)
1948	Floyd Lawhorne	24th	Washington (NFL)
	Ralph Earhart	32nd	Green Bay (NFL)
	Joe Smith	5th	Baltimore (AAFC)
	Bernie Winkler	14th	Los Angeles (AAFC)
	Floyd Lawhorne	23rd	San Francisco (AAFC)
1947	Roland Nabors, C	18th	Boston (NFL)
	Gene Standerfer	26th	Los Angeles (NFL)
	Joe Smith	26th	Chicago (NFL)
	Bernie Winkler	30th	Philadelphia (NFL)
	Ed Robnett	12th	San Francisco (AAFL)
	Roland Nabors, C	18th	New York (AAFL)
1946	Pat Farris	10th	Detroit
	Ed Robnett	18th	Washington
	Newman Ledbetter	28th	Chicago
1945	Walter Schlinkman, RB	1st	Green Bay
	Jack Dillon	27th	New York Giants
1944	Roger Smith	7th	Chicago
	Bucky Gillenwater	23rd	Brooklyn
1943	Doyle Carraway	9th	New York Giants
1942	Charley Dvoracek	19th	Philadelphia
1941	Lonnie McCurry	16th	Brooklyn
1940	Rex Williams	7th	New York Giants
	Bill Davis	11th	Chicago
1939	Elmer Tarbox, HB	3rd	Cleveland
1938	Herschel Ramsey	6th	Philadelphia

FIRST ROUND PICKS BY SELECTION

SELECTION	NAME	TEAM	YEAR
No. 1	Dave Parks, E	San Francisco 49ers	1964
No. 7	Donny Anderson, RB	Green Bay Packers	1965
No. 7	Tyree Wilson, OLB/DE	Las Vegas Raiders	2023
No. 10	Michael Crabtree, WR	San Francisco 49ers	2009
No. 10	Patrick Mahomes II, QB	Kansas City Chiefs	2017
No. 11	Walter Schlinkman, RB	Green Bay Packers	1945
No. 21	Ted Watts, DB	Oakland Raiders	1981
No. 21	Gabriel Rivera, DL	Pittsburgh Steelers	1983
No. 27	Jordyn Brooks, LB	Seattle Seahawks	2020
--	E.J. Holub, C	Dallas Texans*	1961

* designates selected by previous AFL team and not NFL



Tyree Wilson became the 10th Red Raider all-time to be selected in the first round of the NFL Draft this past April



RED RAIDERS IN THE NFL DRAFT BY ORGANIZATION

PREVIEW

RED RAIDERS

STAFF

'22 REVIEW

HISTORY

RECORDS

TEXAS TECH



▲ PATRICK MAHOMES II was selected by the Kansas City Chiefs with the No. 10 overall pick of the 2017 NFL Draft, marking the highest a Red Raider quarterback had ever been chosen. He was the first Red Raider to be taken in the top 10 picks since Michael Crabtree was selected at the same spot of the 2009 draft.

ARIZONA CARDINALS

Player, Pos.	Year	Round
None		

Franchise History: Chicago Cardinals (1920-43, 1945-59); Card-Pitt (1944); St. Louis Cardinals (1960-87); Phoenix Cardinals (1988-93); Arizona Cardinals (1994-present).

ATLANTA FALCONS

Byron Hanspard, RB	1997	2nd
Tony Green, DB	1976	17th
Russell Ingram, OG	1973	9th

Franchise History: Atlanta Falcons (1966-present).

BALTIMORE RAVENS

Broderick Washington Jr., DL	2020	5th
Mike Smith, LB	2005	7th

Franchise History: Baltimore Ravens (1996-present).

BUFFALO BILLS

Jack Anderson, OL	2021	7th
Sammy Morris, RB	2000	5th
Roland Mitchell, CB	1987	2nd
Stan David, FS	1984	7th
Leon Lovelace, DT	1969	13th

Franchise History: Buffalo Bills (1960-present).

CAROLINA PANTHERS

None		
------	--	--

Franchise History: Carolina Panthers (1995-present).

CHICAGO BEARS

Lloyd Hill, WR	1994	6th
Lemuel Stinson, CB	1988	6th
Anthony Hutchison, HB	1983	10th
Willie Stephens, CB	1980	10th
Joe Barnes, OB	1974	13th
Don Rives, DT	1973	15th
Gene Bartley	1958	7th
Bob Kicullen, OT	1957	8th
Don Williams, QB	1957	13th

Jerry Walker, OT	1956	12th
Ronnie Herr, HB	1956	21st
Bobby Cavazos, HB	1954	3rd
Joe Smith	1947	26th
Newman Ledbetter	1946	28th
Roger Smith	1944	7th
Bill Davis	1940	11th

Franchise History: Decatur Staleys (1919-20); Chicago Staleys (1921); Chicago Bears (1922-present).

CINCINNATI BENGALS

Joe Walter, OT	1985	7th
Tommy Duniven, QB	1977	6th

Franchise History: Cincinnati Bengals (1968-present).

CLEVELAND BROWNS

Dawson Deaton, OL	2022	7th
Anthony Malbrough, DB	2000	5th
King Simmons, CB	1986	12th
Jeff Copeland, LB	1980	8th
Jerry Sanders, K	1970	12th
Rick Spinks, FB	1955	21st

Franchise History: Cleveland Browns (1946-present).

DALLAS COWBOYS

Will Smith, LB	2014	7th
Jamar Wall, DB	2010	6th
Brandon Williams, DL	2009	4th
E.J. Whitley, OL	2006	7th
Donald Harris, CB	1992	12th
Denton Fox, DB	1970	3rd
Jim Zanius, FB	1965	9th
E.J. Holub, C	1961	2nd

Franchise History: Dallas Cowboys (1960-present).

DENVER BRONCOS

Darcel McBath, DB	2009	2nd
Aaron Hunt, DE	2003	6th
Montae Reagar, DE	1999	2nd
Darwin Brown, DB	1999	5th

Franchise History: Denver Broncos (1960-present).

DETROIT LIONS

Manuel Ramirez, OL	2007	4th
Ed Mooney, LB	1968	4th
Elbert Johnson	1950	27th
Pat Farris	1946	10th

Franchise History: Portsmouth Spartans (1930-33); Detroit Lions (1934-present).

GREEN BAY PACKERS

Kenny Vinyard, K	1969	6th
Donny Anderson, RB	1965	1st
Jeff White, TE	1965	18th
Coolidge Hunt, FB	1963	16th
Ken Vakey, DE	1956	19th
Jimmie Williams, OT	1954	8th
Glenn Lewis	1949	5th
Bobby Williams	1949	14th
Bill Kelly	1949	23rd
Ralph Earhart	1948	32nd
Walter Schlinkman, RB	1945	1st

Franchise History: Green Bay Packers (1919-present)

HOUSTON TEXANS

Keke Coutee, WR	2018	4th
B.J. Symons, QB	2004	7th
Ron Reeves, OB	1982	10th

Franchise History: Houston Texans (2002-present).

INDIANAPOLIS COLTS

Le'Raven Clark, OL	2016	3rd
Keyunta Dawson, DL	2007	7th
Dylan Gandy, C	2005	4th
Ken Walter, OT	1980	8th
Jacky Stewart, FB	1969	4th
Bake Turner, HB	1962	12th
Don Schmidt, HB	1956	6th
Bryan Walter, B	1955	9th

Franchise History: Baltimore Colts (1953-83); Indianapolis Colts (1984-present).

RED RAIDERS IN THE NFL DRAFT BY ORGANIZATION

JACKSONVILLE JAGUARS

None		
<i>Franchise History: Jacksonville Jaguars (1995-present).</i>		

KANSAS CITY CHIEFS

Patrick Mahomes II, QB	2017	1st
James Hadnot, TE/FB	1980	3rd
Thomas Howard, LB	1977	3rd
Charley Evans, TE	1970	9th

Franchise History: Dallas Texans (1960-62); Kansas City Chiefs (1963-present).

LAS VEGAS RAIDERS

Tyree Wilson, OLB/DE	2023	1st
DeAndre Washington, RB	2016	5th
Carlos Francis, WR	2004	4th
Ted Watts, DB	1981	1st
Mike Leinert, HB	1968	15th

Franchise History: Oakland Raiders (1960-81, 1995-2019); Los Angeles Raiders (1982-94); Las Vegas Raiders (2020-present).

LOS ANGELES CHARGERS

Dylan Cantrell, WR	2018	6th
Louis Vasquez, OL	2009	3rd
Billy Joe Tolliver, QB	1989	2nd
Maury Buford, P	1982	8th
Ken Talkington, QB	1960	2nd

Franchise History: Los Angeles Chargers (1960, 2017-present); San Diego Chargers (1961-2016).

LOS ANGELES RAMS

Dakota Allen, LB	2019	7th
Carl Carter, FS	1986	4th
Leo Lowery, FB	1965	18th
Claude Harland, TE	1955	10th
Ken Elmore,	1955	22nd
Jerrell Price, OT	1952	6th
Aubrey Phillips	1952	13th
Earl Jackson	1951	29th
Charles Reynolds	1949	6th
Gene Standerfer	1947	26th
Elmer Tarbox, HB	1939	3rd

Franchise History: Cleveland Rams (1936-42), 1944-45); Los Angeles Rams (1946-94, 2016-present); St. Louis Rams (1995-2015).

MIAMI DOLPHINS

Erik Ezukanma, WR	2022	4th
Jakeem Grant, WR	2016	6th
Zach Thomas, LB	1996	5th
Artis Jackson, DT	1988	10th
Tate Randle, S	1982	8th
Andre Tillman, TE	1974	2nd

Franchise History: Miami Dolphins (1966-present).

MINNESOTA VIKINGS

Tony Darden, DB	1998	7th
Leonard Jones, R	1987	9th
Brian Nelson, SE	1979	11th
Jim Moylan, DT	1969	13th

Franchise History: Minnesota Vikings (1961-present).

NEW ENGLAND PATRIOTS

Kliff Kingsbury, QB	2003	6th
Derrell Mitchell, FL	1994	6th
James Gray, TB	1990	5th
Lawrence Williams, HB	1975	7th

Franchise History: Boston Patriots (1960-70); Bay State Patriots (1971); New England Patriots (1971-present).

NEW ORLEANS SAINTS

Eric Felton, CB	1978	5th
Ronnie Pack, OG	1967	12th

Franchise History: New Orleans Saints (1967-present).

NEW YORK GIANTS

Billy Taylor, FB	1978	4th
Jim Krahil, DT	1978	5th
John Odom, R	1972	10th
Max Brod	1958	24th
Jerrell Price, OT	1951	20th
Ed Price	1951	27th
Jack Dillon	1945	27th
Doyle Carraway	1943	9th
Rex Williams	1940	7th

Franchise History: New York Giants (1925-present).

NEW YORK JETS

Jace Amaro, TE	2014	2nd
Marcus Coleman, DB	1996	5th
Tim Crawford, DE	1986	3rd
Brad White, DT	1985	11th
Mike Mock, DE	1978	8th

Franchise History: New York Titans (1960-62); New York Jets (1963-present).

PHILADELPHIA EAGLES

Zech McPhearson, DB	2021	4th
Eric Everett, CB	1988	5th
Dwayne Jiles, LB	1985	5th
Calvin Jones, SE	1975	16th
Roger Gill, DE	1963	12th
Pat Holmes, OT	1962	3rd
James Sides, FB	1956	13th
Bernie Winkler	1947	30th
Charley Dvoracek	1942	19th
Herschel Ramsey	1938	6th

Franchise History: Philadelphia Eagles (1933-42, 1944-present); Phill-Pitt Steagles (1943).

PITTSBURGH STEELERS

Baron Batch, RB	2011	7th
Byron Morris, RB	1994	3rd
Sammy Walker, CB	1991	4th
Gabriel Rivera, DT	1983	1st
John Carrell, OT	1965	15th
Floyd Dellinger, DB	1958	27th

Franchise History: Pittsburgh Pirates (1933-39); Pittsburgh Steelers (1940-42, 1945-present).

SAN FRANCISCO 49ERS

Michael Crabtree, WR	2009	1st
Kevin Curtis, S	2002	4th
Dan Irons, OT	1978	12th
Gary Golden, S	1969	15th

Dave Parks, TE	1964	1st
Bob Witucki, QB	1958	27th
Bill Herschman	1956	3rd
Karl Klutz	1954	17th

Franchise History: San Francisco 49ers (1946-present).

SEATTLE SEAHAWKS

Jordyn Brooks, LB	2020	1st
Kris Kocurek, DT	2001	7th

Franchise History: Seattle Seahawks (1976-present).

TAMPA BAY BUCCANERS

Anthony McDowell, FB	1992	8th
Hasson Arbubakrr, DT	1983	9th
Larry Flowers, WS	1980	4th
Curtis Jordan, S	1976	6th

Franchise History: Tampa Bay Buccaneers (1976-present).

TENNESSEE TITANS

Joel Filani, WR	2007	6th
Daniel Loper, OT	2005	5th

Franchise History: Houston Oilers (1960-96); Tennessee Oilers (1997-98); Tennessee Titans (1999-present).

WASHINGTON COMMANDERS

Timmy Smith, RB	1987	5th
Jerry Lovelace, HB	1966	14th
Jim Turner, HB	1953	18th
Floyd Lawhorne	1948	24th
Ed Robnett	1946	18th

Franchise History: Washington Redskins (1932-20); Washington Football Team (2020-21); Washington Commanders (2022-present).

DEFUNCT NFL TEAMS

BROOKLYN TIGERS

Bucky Gillenwater	1944	23rd
Lonnie McCurry	1941	16th

AFL SELECTIONS

Player, Pos.	Year	Round	City
Donny Anderson, RB	1965	1st	Houston
John Carrell, OT	1965	7th	Oakland
Jeff White, TE	1965	11th	San Diego
Dave Parks, TE	1964	4th	San Deigo
Roger Gill, DE	1963	22nd	San Diego
E.J. Holub, C	1961	1st	Dallas

AAFC SELECTIONS

Abbie Reynolds	1949	15th	Chicago
Joe Smith	1948	5th	Baltimore
Bernie Winkler	1948	14th	Los Angeles
Floyd Lawhorne	1948	23rd	San Francisco

AAFL SELECTIONS

Ed Robnett	1947	12th	San Francisco
Roland Nabors, C	1947	18th	New York

OTHER SELECTIONS

Roland Nabors, C	1947	18th	Boston
------------------	------	------	--------

RED RAIDERS IN THE SUPER BOWL



▲ PATRICK MAHOMES II was named MVP of Super Bowl LIV after leading the Kansas City Chiefs to the organization's first Lombardi Trophy since 1970 with a win over the San Francisco 49ers. Mahomes, at only 24 years of age, became the youngest player in NFL history to collect Super Bowl MVP honors.

YEAR-BY-YEAR BREAKDOWN

SUPER BOWL	YEAR	PLAYER (TEAM)	RESULT
Super Bowl I	1967	E.J. Holub (Chiefs)	Lost
Super Bowl I	1967	Donny Anderson (Packers)	Won
Super Bowl II	1968	Donny Anderson (Packers)	Won
Super Bowl III	1969	Bake Turner (Jets)	Won
Super Bowl IV	1970	E.J. Holub (Chiefs)	Won
Super Bowl XVII	1983	Curtis Jordan (Redskins)	Won
Super Bowl XVIII	1984	Ted Watts (L.A. Raiders)	Won
Super Bowl XX	1986	Maury Buford (Bears)	Won
Super Bowl XXII	1988	Timmy Smith (Redskins)	Won
Super Bowl XXVII	1993	Lin Elliott (Cowboys)	Won
Super Bowl XXX	1996	Byron "Bam" Morris (Steelers)	Lost
Super Bowl XXXII	1998	Anthony Lynn (Broncos)	Won
Super Bowl XXXIII	1999	Anthony Lynn (Broncos)	Won
Super Bowl XXXVIII	2004	Kliff Kingsbury (Patriots)	Won
Super Bowl XLI	2007	Dylan Gandy (Colts)	Won
Super Bowl WLI	2007	Montae Reagor (Colts)	Won
Super Bowl XLII	2008	Sammy Morris (Patriots)	Lost
Super Bowl XLII	2008	Wes Welker (Patriots)	Lost
Super Bowl XLIV	2010	Keyunta Dawson (Colts)	Lost
Super Bowl XLV	2011	Graham Harrell (Packers)	Won
Super Bowl XLVI	2012	Wes Welker (Patriots)	Lost
Super Bowl XLVII	2013	Michael Crabtree (49ers)	Lost
Super Bowl XLVII	2013	Darcel McBath (49ers)	Lost
Super Bowl XLVIII	2014	Wes Welker (Broncos)	Lost
Super Bowl XLVII	2014	Louis Vasquez (Broncos)	Lost
Super Bowl XLVII	2014	Manny Ramirez (Broncos)	Lost
Super Bowl XLIX	2015	Danny Amendola (Patriots)	Won
Super Bowl 50	2016	Louis Vasquez (Broncos)	Won
Super Bowl LI	2017	Danny Amendola (Patriots)	Won
Super Bowl LI	2017	LaAdrian Waddle (Patriots)	Won
Super Bowl LII	2018	Danny Amendola (Patriots)	Lost
Super Bowl LII	2018	LaAdrian Waddle (Patriots)	Lost
Super Bowl LIII	2019	LaAdrian Waddle (Patriots)	Won
Super Bowl LIV	2020	Patrick Mahomes II (Chiefs)*	Won
Super Bowl LV	2021	Patrick Mahomes II (Chiefs)	Lost
Super Bowl LVII	2023	Patrick Mahomes II (Chiefs)*	Won
Super Bowl LVII	2023	Zech McPhearson (Eagles)	Lost

* Designates Super Bowl MVP

ALL-TIME SUPER BOWL APPEARANCES

PLAYER	APPEARANCES	PLAYER	APPEARANCES
Danny Amendola	3	Graham Harrell	1
Patrick Mahomes II	3	Curtis Jordan	1
LaAdrian Waddle	3	Kliff Kingsbury	1
Wes Welker	3	Zech McPhearson	1
Louis Vasquez	2	Byron "Bam" Morris	1
E.J. Holub	2	Sammy Morris	1
Donny Anderson	2	Darcel McBath	1
Anthony Lynn	2	Montae Reagor	1
Maury Buford	1	Manny Ramirez	1
Michael Crabtree	1	Timmy Smith	1
Keyunta Dawson	1	Bake Turner	1
Lin Elliott	1	Ted Watts	1
Dylan Gandy	1		

ALL-TIME SUPER BOWL TITLES

PLAYER	TITLES	PLAYER	TITLES
Danny Amendola	2	Maury Buford	1
Donny Anderson	2	Timmy Smith	1
Anthony Lynn	2	Lin Elliott	1
Patrick Mahomes II	2	Kliff Kingsbury	1
LaAdrian Waddle	2	Dylan Gandy	1
E.J. Holub	1	Montae Reagor	1
Bake Turner	1	Graham Harrell	1
Curtis Jordan	1	Adrian Hamilton	1
Ted Watts	1	Louis Vasquez	1

SUPER BOWL ACCOLADES

SUPER BOWL MVP

Patrick Mahomes II (2020, 2023)

Mahomes earned Super Bowl MVP honors following each of Kansas City's now two world titles during his reign as quarterback as he received the Pete Rozelle Trophy for both Super Bowl LIV and LVII. Mahomes, at only 24 years of age, became the youngest player in NFL history to collect Super Bowl MVP honors after the Chiefs defeated the San Francisco 49ers in Super Bowl LIV. Mahomes earned the honor again after Super Bowl LVII, becoming only the third quarterback in NFL history to win multiple NFL MVP awards and two Super Bowl MVPs. He is the seventh player all-time to win a Super Bowl title, NFL MVP honors and Super Bowl MVP accolades all in the same year, joining the likes of Bart Starr (1966), Terry Bradshaw (1978), Joe Montana (1989), Emmitt Smith (1993), Steve Young (1994) and Kurt Warner (1999).

PREVIEW

RED RAIDERS

STAFF

'22 REVIEW

HISTORY

RECORDS

TEXAS TECH

NFL HONORS



▲ **ZACH THOMAS** became the first Red Raider to be inducted into the Pro Football Hall of Fame in Canton, Ohio, as a member of the 2023 class. Thomas was a five-time All-Pro selection and one of the top tacklers in NFL history over his 13 professional seasons with the Miami Dolphins and Dallas Cowboys.

PRO FOOTBALL HALL OF FAME

ZACH THOMAS, LINEBACKER

CLASS OF 2023

Miami Dolphins (1996-2007); Dallas Cowboys (2008)

Long regarded as one of the top linebackers in NFL history, Zach Thomas will now officially have his place in Canton to prove it as the Texas Tech and Miami Dolphins great has been announced as a member of the 2023 class for the Pro Football Hall of Fame. Thomas becomes the first Red Raider in program history to be named an inductee into the Pro Football Hall of Fame. Thomas is already a member of the College Football Hall of Fame as a 2015 inductee as well as the Texas Tech Ring of Honor and Hall of Fame.

Thomas, a five-time first team All-Pro selection, was one of nine NFL greats selected for enshrinement as part of the 2023 class, joining the likes of cornerback Ronde Barber, linebacker Chuck Howley, defensive tackle Joe Klecko, cornerback Darrelle Revis, cornerback Ken Riley, left tackle Joe Thompson, fellow linebacker DeMarcus Ware and head coach Don Coryell.

Over his 13 NFL seasons, including 12 in Miami, Thomas quickly established himself as one of the league's most-consistent players not long after being selected in the fifth round of the 1996 NFL Draft. There were 153 players picked in that draft class prior to Thomas, but few, if any, possessed the same drive that defined his career. Once considered too small for the position, Thomas silenced his doubters with 10 seasons of at least 100 tackles, eventually finishing his career with 1,734 stops, the fifth-highest total in league history (since records began in 1987). He was a seven-time selection to the Pro Bowl, the most all-time for a Dolphins defender, and a two-time NFL Linebacker of the Year honoree.

Behind Thomas, the Dolphins developed into one of the NFL's top defensive units. Thomas was named the 1996 AFC Defensive Rookie of the Year and soon after, helped push Miami to a run of seven-consecutive seasons in the league's top 10 for total defense. His prowess for reading opposing offenses earned Thomas the reputation from opposing quarterbacks, including Peyton Manning, as one of the most difficult players to either get out of position.

Thomas becomes the third Dolphins defensive player in team history to be named to the Pro Football Hall of Fame, joining linebacker Nick Buoniconti and defensive end Jason Taylor. He is the 11th player or coach from the Miami Dolphins to earn the NFL's greatest honor.

The 2023 class for the Pro Football Hall of Fame will be formally inducted Aug. 5 at Tom Benson Hall of Fame Stadium in Canton, Ohio.

NFL MVP HONORS

Patrick Mahomes II (2018, 2022)

Mahomes was named the NFL MVP for both the 2018 and 2022 seasons, becoming the first Red Raider in program history to earn the league's highest athletic honor. Mahomes is only the ninth quarterback to earn MVP honors twice and the 10th player all-time to do so. He was also recognized as the NFL Offensive Player of the Year in 2018, his first season as the Kansas City Chiefs' starter.

PRO BOWL SELECTIONS

Player	Selections	Years
Zach Thomas, LB	7	1999, 2000-03, 2005-06
Patrick Mahomes II, QB	5	2018-22
Wes Welker, WR	5	2008-12
E.J. Holub, LB/C	5	1961-62, 1964-66
Dave Parks, E	3	1964-66
Pat Holmes, OT	2	1967-68
Donny Anderson, RB	1	1968
Jakeem Grant, KR/PR	1	2021
Dave Lloyd, LB	1	1969
Bake Turner, E/B	1	1963
Louis Vasquez, OL	1	2013

ASSOCIATED PRESS ALL-PRO SELECTIONS

Player	Selections	First Team	Second Team
Zach Thomas, LB	7	1998-99, 2002-03, 2006	2001, 2005
E.J. Holub, LB/C	4	1962-63	1966, 1969
Wes Welker, WR	4	2009, 2011	2007-08
Patrick Mahomes II, QB	3	2018, 2022	2020
Jakeem Grant, PR/KR	2	--	2020-21
Dave Parks, E	2	1965	1966
Pat Holmes, OT	1	1967	--
Louis Vasquez, OL	1	2013	--

ALL-DECADE TEAMS

Zach Thomas (2000s)	Linebacker	Miami Dolphins
Danny Amendola (2010s)	FLEX (WR/PR/KR)	New England Patriots
Wes Welker (2000s & 2010s)	Wide Receiver	New England Patriots

TEXAS TECH RING OF HONOR



Texas Tech announced the creation of the Football Ring of Honor in June 2012. The Ring of Honor consists of an elite group of players and coaches that made outstanding contributions to Red Raider Football. Inductees have their names permanently etched on the west stadium building facing the playing surface inside Jones AT&T Stadium. Candidates for the Ring of Honor are chosen and screened by a selection committee. Once the committee has determined a suitable candidate(s) for induction, the group will make a formal recommendation to the Director of Athletics.

RING OF HONOR SELECTION COMMITTEE

Kirby Hocutt - Director of Athletics; **Jonathan Botros** - Deputy Athletics Director; **Robert Giovannetti** - Senior Associate A.D.; **Anthony Lynn** - former letterwinner, NFL head coach; **Rodney Altison** - former letterwinner and college head coach, current Executive Director of Double T Varsity Club; **Sammy Morris** - former letterwinner and NFL veteran, current Associate Director for Student-Athlete Development on Texas Tech football staff; **John Owens** - former baseball letterwinner and member of the Texas Tech Hall of Fame; **Ron Reeves** - former letterwinner and member of the Texas Tech Hall of Fame; **John Norman** - former football letterwinner; **Terry Fuller** - Chairman of Texas Tech Foundation Board of Directors; **John Harris** - longtime color analyst for Texas Tech Sports Network.

RING OF HONOR INDUCTEES



DONNY ANDERSON, RUNNING BACK, 1963-65

Nicknamed the "Golden Palomino" ... one of three Red Raiders to have his jersey formally retired at Texas Tech ... a 1989 inductee into the National Football Foundation's College Football Hall of Fame ... Consensus First-Team All-American in 1964 and 1965 ... finished fourth in the Heisman Trophy voting in 1965 ... Co-National Player of the Year in 1965 by The Sporting News ... All-Southwest Conference selection in 1963, 1964 and 1965 ... first-round draft choice in both the AFL (Houston) and NFL (Green Bay) in 1965 ... inducted into the Texas Tech Hall of Honor in 1978 ... averaged 4.5 yards per-carry during his three-year career as a running back and 39 yards per-punt as the team's punter ... holds the school record for the longest touchdown run (90 yards vs. TCU in 1964) ... ranks ninth all-time at Texas Tech in career rushing yards with 2,280 and eighth with 526 attempts ... ranks second on the Texas Tech single-season all-purpose yards list with 2,107 in 1965 ... played six seasons of professional football with the Green Bay Packers and four seasons with the St. Louis Cardinals.

INDUCTED IN 2012



E.J. HOLUB, CENTER/LINEBACKER, 1958-60

Nicknamed "The Beast" ... one of three Red Raiders to have his jersey formally retired at Texas Tech ... Texas Tech's first inductee into the National Football Foundation's College Football Hall of Fame (1986) ... First-Team All-American in 1959 and 1960 ... finished 10th in the Heisman Trophy voting in 1960 ... Texas Tech's first All-Southwest Conference honoree in 1960 ... named to the Street & Smith's 50th Anniversary Team ... selected to the play in the Coaches All-American Game, The Chicago Tribune All-Stars Game and the East-West Shrine Game ... was a first-round draft pick by the AFL's Dallas Texans and a second-round draft choice by the NFL's Dallas Cowboys ... inducted into the Texas Tech Hall of Honor in 1977 ... was an AFL All-Star in 1961, 1962, 1964, 1965 and 1966 ... is the only player in history to start two Super Bowls at two different positions (started Super Bowl I at linebacker and Super Bowl IV at center) ... won a world championship with the Kansas City Chiefs in 1970 ... inducted into the Kansas City Chiefs Hall of Honor in 1976 ... played 10 seasons of professional football with the Dallas Texans (1961-1962) and the Kansas City Chiefs (1963-1970) ... passed away Sept. 21, 2019, at the age of 81.

INDUCTED IN 2012



DAVE PARKS, SPLIT END, 1961-63

One of three Red Raiders to have his jersey formally retired at Texas Tech ... a 2008 inductee into the National Football Foundation's College Football Hall of Fame ... Consensus First-Team All-American in 1963 (Associated Press, Sporting News, Boston Recorder-American, Sports Extra, American Football Coaches, Time Magazine, Williamson Racing and Football Weekly) ... All-Southwest Conference selection in 1962 and 1963 ... Team MVP in 1962 and 1963 ... top overall pick in the 1964 NFL Draft (San Francisco 49ers) and remains the only Red Raider chosen as the first pick in the draft ... inducted into the Texas Tech Hall of Honor in 1990 ... holds the Texas Tech school record for the longest interception return (98 yards vs. Colorado in 1962) ... selected to play in the 1963 East-West Shrine Game, the 1964 Senior Bowl and the 1964 Coaches All-America Game ... spent 10 seasons in the NFL with San Francisco (1964-67), New Orleans (1968-72) and Houston (1973) ... passed away Aug. 8, 2019, at the age of 77.

INDUCTED IN 2012

PREVIEW

RED RAIDERS

STAFF

'22 REVIEW

HISTORY

RECORDS

TEXAS TECH

TEXAS TECH RING OF HONOR



GABE RIVERA, DEFENSIVE LINE, 1979-82

Nicknamed "Senior Sack" ... a 2012 inductee into the National Football Foundation's College Football Hall of Fame ... Consensus First-Team All-American in 1982 ... Honorable Mention All-American in 1980 and 1981 ... dominated the Southwest Conference during his four-year career that spanned from 1979-1982 ... one of the most feared defensive linemen in college football, Rivera compiled 321 career tackles, 34 tackles for loss, 14 sacks, 11 pass deflections and six fumble recoveries ... averaged 80 tackles per season from his defensive tackle spot ... compiled 62 solo tackles, 43 assists, 10 TFL, five sacks, 25 quarterback pressures and eight pass breakups during his All-America campaign in 1982 ... inducted into the Texas Tech Hall of Honor in 1993 and then to the Texas Sports Hall of Fame in 2007 ... following an appearance in the Blue-Gray All-Star game at the end of his senior season, he was selected in the first round of the 1983 NFL Draft by the Pittsburgh Steelers ... passed away July 17, 2018, at the age of 57.

INDUCTED IN 2014



ZACH THOMAS, LINEBACKER, 1992-95

Remains one of, if not the best, linebackers in Texas Tech history ... a 2015 inductee into the College Football Hall of Fame ... one of five Red Raiders in team history to be named a unanimous first team All-American in 1995 ... two-time Southwest Conference Defensive Player of the Year honoree in 1994 and 1995 ... first-team All-SWC in 1995 ... first team UPI All-American in 1994 ... led the Red Raiders to three bowl games in his four-year career from 1992-95 ... finished his career fifth all-time in Texas Tech history with 390 career tackles ... posted an impressive senior campaign with 131 tackles, six forced fumbles, and four fumble recoveries ... fifth-round draft pick in 1996 to the Miami Dolphins ... continued his dominance in the NFL as he ended his career with seven Pro Bowl selections (five first-team), which ranks third all-time in Dolphins history ... recorded 1,720 tackles, 20.5 sacks, 17 interceptions, 17 forced fumbles, eight fumble recoveries, and four touchdowns during his 13-year NFL career ... member of the 2023 class to the Pro Football Hall of Fame, marking the first Red Raider all-time to be enshrined in Canton, Ohio.

INDUCTED IN 2016



MICHAEL CRABTREE, WIDE RECEIVER, 2007-08

Became the first Red Raider from the Big 12 era to join the Ring of Honor following his induction during the 2021 season ... still regarded as one of the top wide receivers in college football history following his two-year career as a Red Raider ... two-time winner of the Biletnikoff Award, presented to the nation's top receiver regardless of position ... first two-time winner of the award in its history and the first freshman all-time to be named the recipient ... only two-time unanimous All-American in program history ... joins fellow Ring of Honor members E.J. Holub, Donny Anderson and Zach Thomas as the only two-time first team All-Americans in school history ... set the Texas Tech single-season marks and NCAA records for freshmen with 134 receptions, 1,962 receiving yards and 22 receiving touchdowns in 2007 ... record remains the third-highest total for receiving yards in a season in NCAA FBS history ... closed his career as Texas Tech's all-time leader with 3,127 receiving yards and 41 touchdown catches ... receiving yards record has since been broken but he still remains the school record holder for receiving touchdowns and all single-season categories ... led Texas Tech to an 11-2 record during final season in 2008 that saw the Red Raiders climb to No. 2 in national polls following memorable win over top-ranked Texas ... had the game-winning catch against the Longhorns, hauling in a 28-yard strike from Graham Harrell with one second remaining to shock the Longhorns ... forego his final two seasons of eligibility to declare for the 2009 NFL Draft where he was selected 10th overall by the San Francisco 49ers ... played 11 total NFL seasons, totaling 637 career catches for 7,499 yards and 54 touchdowns while playing for the 49ers, Oakland Raiders, Baltimore Ravens and Arizona Cardinals.

INDUCTED IN 2021



ELMER TARBOX, HALFBACK/DEFENSIVE BACK, 1936-38

Became the seventh Red Raider in school history named to the Ring of Honor early in the 2021 season ... represents the early stages of the Red Raider football program when the school was named Texas Technological College ... arrived at Tech in 1935 having never played a single down of football and had only seen part of one game while growing up in small Panhandle town of Higgins near Oklahoma border ... joined the Red Raiders as a walk-on under then head coach Pete Cawthon ... played three seasons for the Red Raiders from 1936-38, quickly developing into one of the most prominent two-way players in the country ... was an honorable mention All-America selection as a half back as a senior after leading the country in yards per catch while also finishing seventh in the nation in rushing yards and 10th for receiving yards ... legacy was best felt on the defensive side of the ball where he totaled a school record 11 interceptions as a senior in 1938 ... that record has not been seriously approached by a Red Raider since Tarbox's playing career ended ... also had the school record with 17 career interceptions, a mark that lasted nearly 50 years until four-time All-Southwest Conference defensive back Tracy Saul broke the record ... became only the second Red Raider at the time to hear his name called during the NFL Draft as the then Cleveland Rams selected him 18th overall in 1939 ... never played a down in the NFL, though, as he elected to enlist to fight in World War II ... later in life elected to the Texas House of Representatives ... passed away on Nov. 2, 1987, at the age of 71.

INDUCTED IN 2021



PATRICK MAHOMES II, QUARTERBACK, 2014-16

Became the eighth Red Raider in school history and the first quarterback named to the Ring of Honor during the 2022 season ... joins Michael Crabtree as the only inductees from the Big 12 era (1996-present) ... departed Texas Tech as one of the top passers in school history, ranking third all-time in career passing yards (11,252), touchdown passes (93), attempts (1,349) and completions (857) ... ranked second all-time among Red Raider quarterbacks with 22 rushing touchdowns ... also was second in school record book for touchdowns responsible for (115), third in career in yards of total offense (12,097) as well as career attempts (1,657) despite foregoing his final season of eligibility to enter the 2017 NFL Draft ... was the nation's leading passer during his final season as a Red Raider, eventually earning the Sammy Baugh Award, which is presented to the nation's top quarterback ... became just the 12th quarterback in FBS history to throw for 5,000 yards in a season and only the third player all-time to do so in 12 or less games, joining the likes of Ty Detmer (BYU) and David Klingler (Houston) during the 2016 season ... final season numbers ranked sixth all-time in the FBS single-season almanac for total offense (5,337) and 12th for passing yards (5,052) ... set the FBS and Big 12 records with 819 yards of total offense in a memorable 2016 performance against Oklahoma (10/22) where he also matched the FBS passing record with 734 yards through the air against the Sooners ... that mark snapped the Texas Tech and Big 12 single-game records for passing ... previously became the 13th quarterback all-time and the youngest quarterback in NCAA history to post at least 5,000 yards of total offense in a season as only a sophomore in 2015 ... led the FBS in total offense per game as both a sophomore and junior (2015-16) ... even with all his accolades on the field, was still one of Texas Tech's most-successful student-athletes in the classroom as a CoSIDA Academic All-America second team honoree in 2016 ... became the 10th Red Raider all-time and the second quarterback to earn Academic All-America accolades ... chosen with the 10th overall pick of the 2017 NFL Draft by the Kansas City Chiefs, matching the third-highest selection for a Red Raider in program history ... only two other Red Raiders have been chosen higher as former Tech All-American and NFL Pro Bowl player Dave Parks was the top pick of the 1964 draft by San Francisco while fellow All-American Donny Anderson was selected seventh a year later ... was the first quarterback in program history to be selected in the first round of the NFL Draft ... has turned into one of the NFL's top quarterbacks in league history since then, earning two league MVP honors en route to three Super Bowl appearances by the Chiefs and two world titles ... was named the Super Bowl MVP following both of Kansas City's victories (2020, 2023).

INDUCTED IN 2022

COLLEGE FOOTBALL HALL OF FAME

NATIONAL FOOTBALL
FOUNDATION

COLLEGE FOOTBALL HALL OF FAME

The National Football Foundation and College Hall of Fame recognizes those who made an impact on college football during their careers. There are more than 900 members currently in the Hall of Fame, selected from a pool of more than four million players throughout collegiate football history. Six are from Texas Tech - E.J. Holub, Donny Anderson, Dave Parks, Gabe Rivera, Zach Thomas and Michael Crabtree.

Holub became Texas Tech's first-ever inductee into the NFF College Hall of Fame in 1986 and was later joined by Anderson in 1989. Texas Tech has added four more former players as inductees in recent years as Parks was enshrined in 2008 while Rivera earned the call in 2012 with Thomas following in 2015. Crabtree was Texas Tech's most-recent inductee as he joined the prestigious club in 2022 as the first player from the Big 12 era to be inducted. Former head coach Jerry Moore (1981-85) was also inducted into the NFF College Hall of Fame in 2014.

**E.J. HOLUB, CENTER/LINEBACKER, 1958-60****INDUCTED IN 1986**

The great E.J. Holub became the first Red Raider to be enshrined in the College Football Hall of Fame when he was inducted as part of the 1986 class. Holub twice was named first-team All-America at center at Texas Tech (1959 and 1960) and was inducted into the University's Athletic Hall of Honor in 1978. Among other individual honors he has received, Holub was named by Sports Illustrated as Lineman of the Week following a 1960 performance against Baylor that saw him make 15 unassisted tackles and assist on eight others. He was third in the voting for top lineman of the year. He played in the pros with the Kansas City Chiefs 11 years. In his first seven years with the Chiefs he was a linebacker. Problems with his knees caused him to switch to center, and he played four more years. He retired from pro football after his 12th knee operation.

**DONNY ANDERSON, RUNNING BACK, 1963-65****INDUCTED IN 1989**

Donny Anderson joined Holub in the College Football Hall of Fame as part of the 1989 class. Anderson was a three-time all-Southwest Conference halfback 1963-65 and two-time All-America halfback 1964-65. His credits for his senior year of 1965 were astonishing. He ran a kickoff back 100 yards against Oklahoma State, caught 10 passes against Arkansas, and scored 17 touchdowns on the season. The Sporting News named him co-winner (with Jim Grabowski of Illinois) of its Player of the Year Award. His 5,111 yards on all-purpose running was a Texas Tech record. This includes his career yardage by rushing, receiving, kick returns, and interception returns. He led the nation in this category in 1965. He was a two-time SWC MVP and placed fourth in the Heisman vote. Anderson played nine years of pro football after Texas Tech.

**DAVE PARKS, SPLIT END, 1961-63****INDUCTED IN 2008**

Dave Parks became the third Red Raider to be enshrined in the College Football Hall of Fame as part of the 2008 class. A pioneer of Texas Tech football, Parks brought acclaim to the university as the first Red Raider ever to make the Associated Press' All-America first-team and to receive All-Southwest Conference honors twice. Parks established nearly every Texas Tech receiving record, including receiving yards in a game (132), season reception yardage (499), career receptions (80) and career receiving yardage (1,090). Parks was also a standout on defense and special teams. In 1962, he recorded the longest pass interception in school history (98 yards). The native Texan also punted and was honored as one of the nation's best blockers. In 1964, Parks became the first Texas Tech player selected as the first overall pick in the NFL Draft.

**GABE RIVERA, DEFENSIVE LINE, 1979-82****INDUCTED IN 2012**

Gabe Rivera earned his rightful place in the College Hall of Fame in 2012, exactly 30 years after he ended his Red Raider career as one of the most dominant defensive linemen in Southwest Conference history. Rivera dominated the SWC during his four-year career that spanned from 1979-1982. One of the most feared defensive linemen in college football, Rivera compiled 321 career tackles, 34 tackles for loss, 14 sacks, 11 pass deflections and six fumble recoveries. He garnered consensus First-Team All-America honors his senior season in 1982 while also being named an Honorable-Mention All-American as a sophomore in 1980. Following an appearance in the Blue-Gray All-Star game at the end of his senior season, he was selected in the first round of the 1983 NFL Draft by the Pittsburgh Steelers.

**JERRY MOORE, HEAD COACH (1981-85)****INDUCTED IN 2014**

Jerry Moore remains the only Texas Tech head coach in program history to be enshrined in the College Football Hall of Fame as he was inducted as part of the 2014 class. Between his time at Texas Tech (1981-85) as well as North Texas and Appalachian State, Moore recorded 242 victories over his career before finishing his career in 2012 as the 16th-winningest coach in Division I (FBS and FCS) history. Moore totaled the bulk of those wins at Appalachian State after guiding the Mountaineers to three-consecutive FCS national titles from 2005-07. Moore was the only coach to win AFCA National Coach of the Year honors in three-consecutive seasons, he led his teams to 18 FCS postseason appearances, and he won a record 13-straight postseason games in contiguous years (2005-08).

**ZACH THOMAS, LINEBACKER, 1992-95****INDUCTED IN 2015**

One of the most acclaimed players in Southwest Conference history, Zach Thomas got the call for the College Football Hall of Fame as part of the 2015 class. Thomas remains one of the most memorable Red Raiders in school history as he claimed unanimous first team All-America honors in 1995 following his stellar career at Texas Tech. A two-time first team All-American, Thomas was named the consensus SWC Defensive Player of the Year in 1994 and 1995. A finalist for the 1995 Butkus Award, he led coach Spike Dykes' Red Raiders to a share of the 1994 Southwest Conference title and three-consecutive bowl games, including the 1995 Cotton Bowl and a win in the 1995 Copper Bowl. He became a household name his senior year after his game-winning interception against Texas A&M, which he returned 23 yards for a touchdown with 30 seconds remaining in one of the most memorable plays in Texas Tech history.

**MICHAEL CRABTREE, WIDE RECEIVER, 2007-08****INDUCTED IN 2022**

Crabtree became the sixth Red Raider to be enshrined into the College Football Hall of Fame in December 2022. It was fitting reward for Crabtree, one of the top wide receivers in college football history who was selected in his first year of eligibility. The first two-time Biletnikoff Award winner in history, Crabtree closed his career as the Texas Tech all-time leader with 3,127 receiving yards and 41 touchdown catches over only two seasons. He set the Texas Tech single-season marks and NCAA records for freshmen with 134 receptions, 1,962 receiving yards and 22 receiving touchdowns in 2007. Behind Crabtree, the Red Raiders finished 11-2 overall in a memorable 2008 season that saw Texas Tech rise to No. 2 in the national polls following a memorable win over top-ranked Texas. He had the game-winning catch against the Longhorns, capping a storied career where he was a two-time consensus All-American and first team All-Big 12 selection.

PREVIEW

RED RAIDERS

STAFF

'22 REVIEW

HISTORY

RECORDS

TEXAS TECH

TEXAS TECH HALL OF FAME



▲ **KEVIN CURTIS**, one of the top defensive backs in program history, headlined the 2022 induction class to the Texas Tech Hall of Fame as he remains among the school's all-time leader for both tackles and interceptions.

The Texas Tech Hall of Fame is determined by outstanding athletic achievement and the individuals that have brought distinction to the Texas Tech Athletics program through their athletic accomplishments, but also continually displaying qualities of sportsmanship, character and integrity. Former athletes are eligible for consideration a minimum of 10 years after their class has graduated. Since the Hall of Fame's initial ceremony, 147 people have been inducted. More detailed information can be found at TexasTech.com.

FOOTBALL	YEAR INDUCTED
Rodney Allison (1975-77)	2003
Donny Anderson (1963-65)	1978
*E.F. (Junior) Arterbrun (1950-51)	1979
*General Ross Ayers (1930-32)	1966
*Ty Bain (1939-41)	1990
Joe Barnes (1971-73)	1986
*Gene Barnett (1937-38)	1987
*Vernon (Buddy) Barron (1950-52)	1976
Rodney Blackshear (1987-91)	2013
*J.O. (Buddy) Brothers (1927-30)	1971
Maury Buford (1978-81)	2001
*Ecoment Burley (1972-75)	2004
*D.C. (Preacher) Calloway (1925-26)	1985
*Hurley Carpenter (1925-29)	1962
*Bobby Cavazos (1951-53)	1968
Marcus Coleman (1992-95)	2010
Michael Crabtree (2007-08)	2021
Kevin Curtis (1998-01)	2022
*G.C. (Mule) Dowell (1932-34)	1963
Coach and Administrator (1939-41)	
Lin Elliott (1988-91)	2015
*Denton Fox (1967-69)	2001
Marshall Gettys (1947-50)	1967
Larry Gilbert (1965-67)	2011
*Byron Gilbreath (1941-41)	1984
James Gray (1986-89)	2007
*J.L. Gullett (1947-49)	1981
*James Hadnot (1976-79)	2005
Robert Hall (1990-93)	2008
Byron Hanspard (1994-96)	2012
Graham Harrell (2005-08)	2021
Pat Hartsfield (1954-57)	2013
*Brad Hastings (1983-86)	2011

Tim Hatch (1948-50)	1987
*Ernest Hawkins (1944,1947-50)	1975
*Garland Head (1941-43, 1946)	1982
Lloyd Hill (1990-93)	2005
*Volney (Satch) Hill (1925-28)	1965
E.J. Holub (1958-60)	1977
Thomas Howard (1974-76)	1993
Dan Irons (1975-77)	1999
*Ed Irons (1940-42)	1973
Larry Isaac (1973-76)	2014
*Jerry Johnson (1951-54)	2007
Curtis Jordan (1972-75)	1999
*Bill Kelley (1945-48)	1980
Don King (1966-68)	2008
Kliff Kingsbury (1999-02)	2023
Jack Kirkpatrick (1952-55)	1971
*George Langford (1929-32)	1964
Patrick Mahomes II (2014-16)	2022
*Lonnie "Primo" McCurry (1938-40)	2000
*Doug McCutchen (1970-73)	2009
Ed Mooney (1966-67)	2018
Bam Morris (1991-93)	2012
*G.B. Morris (1991-93)	1979
*Roland (Tuffy) Nabors (1946-47)	1985
*Walker Nichols (1933-35)	1968
*Winfield W. (Windy) Nicklaus (1925-28)	1966
Charles Odiorne (1986-89)	2004
*Dave Parks (1961-63)	1990
*Aubrey (Red) Phillips (1949-51)	1986
*Jerrell Price (1949-51)	1974
*Yancy Price (1930-33)	1974
*Herschel Ramsey (1935-37)	2010
Tate Randle (1978-81)	2015
Montae Reagor (1995-98)	2010
Ron Reeves (1978-81)	2007
*Gabriel Rivera (1979-82)	1993
Don Rives (1970-72)	2006
Tracy Saul (1989-92)	2003
*Walter Schlinkman (1942,1944-45)	1961
*Prince Scott (1938-40)	1986
John Scovell (1965-67)	1981
Mike Sears (1973-76)	2019
*James Sides (1952-55)	2011
Dwayne Slay (2004-05)	2019
*Vic Spooner (1952-53)	2015

Ken Talkington (1957-59)	1973
*Elmer Tarbox (1937-40)	1961
Zach Thomas (1992-95)	2006
Tyrone Thurman (1985-88)	2002
Andre Tillman (1971-73)	1992
Billy Joe Tolliver (1985-88)	2002
Phil Tucker (1965-67)	1992
Bake Turner (1959-61)	2009
Jerry Turner (1965-68)	2009
Kenny Vinyard (1966-68)	2013
*Jerry Walker (1952-55)	1969
*Ransom Walker (1926-29)	1961
Ted Watts (1978-80)	2016
Wes Welker (2000-03)	2016
*Dixie White (1937-39)	1983
Ricky Williams (1997-01)	2012
Elmer Wilson (1951-54)	1992
*Tom Wilson (1963-65)	1990
Matt Wingo (1988-91)	2023
*Charles Woodridge (1928-30)	1964



▲ **WES WELKER**

TEXAS TECH HALL OF FAME

BASEBALL	YEAR INDUCTED
Gary Ashby	1999
(Player 1974-77 and Head Coach 1984-86)	
*Doug Ault (1971-72)	1990
Josh Bard (1997-99)	2016
Mark Brandenburg (1991-92)	2008
Clint Bryant (1993-96)	2006
Joe Dillon (1995-97)	2008
Ruben Garcia (1970-73)	1991
Keith Ginter (1997-98)	2009
Johnny Grimes (1981-84)	2010
Jerry Haggard (1967-69)	1987
Chuck Harrison (1961-62)	2009
*Volney (Satch) Hill (1925-28)	1965
Mike Humphreys (1986-88)	2005
Bobby Kohler (1979-82)	2017
Ronnie Mattson (1973-76)	2015
Matt Miller (1994-96)	2022
Winfield W. (Windy) Nicklaus (1926-28)	1966
John Owens (1968-71)	1993
Jason Totman (1994-95)	2021
Elmer Wilson (1954-55)	1992
Shane Wright (1997-99)	2011
Jimmy Zachary (1980-83)	2018

MENS BASKETBALL	YEAR INDUCTED
Jack Anderson (1950-52)	1999
Tony Battie (1995-97)	2017
Rick Bullock (1973-76)	1985
*Marshall Brown (1939-40)	1970
Harold Denney (1962-65)	2013
*Andre Emmett (2001-04)	2015
Will Flemons (1990-93)	2003
Sean Gay (1986-89)	2018
*Byron Gilbreath (1941-42)	1984
Jerry Haggard (1967-69)	1987
*Ernest Hawkins (1944, 1947-50)	1975
*Garland Head (1941-43, 1946)	1982
*Leon (Pod) Hill (1957-59)	2005
Harold Hudgens (1959, 61-62)	2006
Carl Ince (1953-55)	2007
*Ed Irons (1940-42)	1973
Jarrius Jackson (2004-07)	2019
Bubba Jennings (1981, 1983-85)	1995
Noel Johnson (1992-95)	2005
Bill Kelley (1945-48)	1980
Gene Knolle (1970-71)	2022
Richard Little (1971-74)	2011

*Greg Lowrey (1970-72)	2023
Dub Malaise (1964-66)	1984
Del Ray Mounts (1960-62)	1977
Gerald Myers	1969
(Player 1957-59, Head Coach 1971-90, Athletics Director 1996-2011)	

*Roland (Tuffy) Nabors (1943, 1946-47)	1985
*Paul Nolen (1951-53)	1998
Jim W. Reed (1953-56)	1967
Norman Reuther (1964-66)	2022
Ronald Ross (2002-05)	2021
Jason Sasser (1993-96)	2007
*Elmer Tarbox (1937-40)	1961
Jeff Taylor (1979-82)	2007
*Ransom Walker (1926-29)	1961

WOMEN'S BASKETBALL	YEAR INDUCTED
Mitchi Atkins (1992-96)	2006
Angie Braziel (1998-99)	2009
Erin Grant (2002-06)	2018
Noel Johnson (1992-95)	2005
Krista Kirkland (1990-93)	2003
Jia Perkins (2000-04)	2016
Plenetie Pierson (1999-2003)	2016
Connie Robinson (1993-95)	2017
Sheryl Swoopes (1991-93)	2003

WOMEN'S GOLF	YEAR INDUCTED
Kim Kaufman (2009-13)	2023
Brooke Lowrance (1995-99)	2021
Tracy Thompson (1993-96)	2006
Stacy (Kolb) Totman (1993-95)	2014

MENS GOLF	YEAR INDUCTED
Chris Blocker (1959-61)	2013
John Paul Cain (1955-56, 1958-59)	1998
*John Farquhar (1955-56, 1958-59)	1990
Oscar Floren (2004-07)	2022
Robert McKinney (1967-70)	2008
Jeff Mitchell	2001
(Player 1974-76, Coach 1990-2000)	

SOCCER	YEAR INDUCTED
Kristy Frantz (1996-99)	2019

SOFTBALL	YEAR INDUCTED
Sandy Butler (1998-2001)	2011
Amanda Renfro (1998-01)	2012

SWIMMING & DIVING	YEAR INDUCTED
Robert Graham (1966-67)	2005

MEN'S TENNIS	YEAR INDUCTED
Gonzalo Escobar (2008-12)	2023


WOMEN'S TENNIS	YEAR INDUCTED
Cathy Carlson (1984-88)	2023

MEN'S TRACK AND FIELD	YEAR INDUCTED
*Hurley Carpenter (1925-29)	1962
*Marsh Farmer (1938-40)	1962
Shawon Harris (2004-06, 2008)	2019
*Ernest Hawkins (1944, 1947-50)	1975
Jonathon Johnson (2002-05)	2016
*Bill Kelley (1945-48)	1980
James Mays (1978-81)	1991
Ed Mooney (1963, 1966-67)	2018
Delroy Poyser (1982-85)	2015
*Charles Reynolds (1946-48)	2002
*Walter Schlinkman (1942, 1944-45)	1961
*Elmer Tarbox (1937-40)	1961
*Ransom Walker (1926-29)	1961
Tony Walton (1989-92)	2006
Charles Wooldrige (1928-30)	1964
Jason Young (1999-04)	2023

WOMEN'S TRACK AND FIELD	YEAR INDUCTED
Amanda Banks (1986-89)	2004
Patience Knight (2006-09)	2022
Sharon Moultrie (1979-82)	1998
D'Andra Carter (2006-09)	2021
Leigh Daniel (1998-01)	2012
Sally Kipyego (2006-09)	2019
Shereeda Lloyd (2004-05)	2017

VOLLEYBALL	YEAR INDUCTED
Jill Burness (1995-96)	2007
Lisa Clark (1987-90)	2010
Lisa Hilgers (1995-98)	2013
Lisa Love (1974-77)	2000
Chris Martin (1988-91)	2022
Becky (Boxwell) McClraith (1984-87)	2005
Janice Hudson (1975-85)	2001

* denotes deceased



▲ KLIFF KINGSBURY will be formally enshrined in the Texas Tech Hall of Fame as part of the 2023 class this September prior to the Houston game.

TEXAS TECH HALL OF HONOR



The Texas Tech Hall of Honor is determined by outstanding contributions to Texas Tech Athletics. To be eligible for this award, the recipient shall have made a major contribution to the success of Texas Tech Athletics, while displaying qualities of sportsmanship, character and integrity. Since the Hall of Honor's initial ceremony, more than 40 people have been inducted.

DR. R.G. "WICK" ALEXANDER 2000	*CLIFFORD B. JONES 1970	*POLK F. ROBISON 1976
Football, Baseball	President of Texas Tech - 1938-44	Basketball - 1932-34; Head MBB Coach - 1942-61;
LARRY ANDERSON 2013	*LEWIS JONES 1972	Athletics Director - 1961-70; Finance/Development
Baseball	Football - 1936-37	Officer - 1970-77
JOYCE ARTERBRUN 2003	*T. JONES 2004	*KAL SEGRIST 1993
Creator of the High Riders - 1976	Director of Athletics - 1985-93	Baseball Head Coach - 1968-83
*JENNIE BAILEY 2016	*J T KING 1980	MARSHA SHARP 2017
Football - Administrative Assistant	Head Football Coach - 1961-69; Athletic Dir. - 1970-78	Head Women's Basketball Coach - 1982-06
*ALLEN (CHUFF) BENTON, 1975	*ARCH LAMB 1991	Associate A.D. - 1995-Present
Red Raider Club President - 1958-60	Founder of Saddle Tramps - 1936	*L. EDWIN SMITH 1965
*JIM CARLEN 2008	*DAN LAW 1984	Football - 1935-37; Athletics Council and RRC Official
Football - Head Coach - 1970-74	Football - 1955-56; Baseball - 1956-57	*DEAN W. L. STANGEL 1961
*RICHARD CAVAZOS 1982	*MIKE LEACH 2023	First Athletics Council Chairman - 1925
Football - 1949-50	Head Football Coach - 2000-09	*JESS STILES 1997
*PETE CAWTHON 1961	*T.L. LEACH 1977	Assistant Football Coach 1969-77; Admin. - 1982-2012
Athletics Director/Head Football Coach - 1930-40	Athletics Council Member and Chairman - 22 years	*DeWITT WEAVER 1978
*JOHN CONLEY 1995	CHARLES LYNCH 2009	Athletics Director and Football Coach - 1951-60
Coach and Administrator - 1961-1985	Basketball - 1957-59	*DIRK WEST 1998
*JACK DALE 1990	*DANNY MASON 2002	Cartoonist/Humorist, Creator of Raider Red
"Voice" of the Red Raiders - 1953-2003	Golf Coach - 1964-66, 1969-80	
*DR. J. WILLIAM DAVIS 1974	*JEANNINE McHANEY 1995	
Chairman of the Athletic Council - 1948-69	Coach and Administrator - 1966-1994	<i>* denotes deceased</i>
*SPIKE DYKES 2001	*JIM McNALLY 1993	
Head Football Coach - 1986-99; Asst Coach - 1984-86	Swimming Coach - 1959-79	
*R. P. (BOB) FULLER 1979	*TOMMY MCVAY 2022	
Executive Committee Red Raider Club; Past President	Director of Football Operations - 1997-2020	
*JOE KIRK FULTON 2010	*DELL MORGAN 1963	
First Masked Rider - 1954	Head Football Coach - 1940-50	
*GENE GIBSON 2002	KEN MURRAY 2015	
Basketball - 1947-50; Head MBB Coach - 1962-69	Athletic Trainer - 1978-95	
LARRY HAYS 2013	Senior Associate AD - 2004-11	
Head Baseball Coach - 1987-2008	*CORKY OGLESBY 2014	
JANICE HUDSON 2001	Asst. Basketball Coach - 1969-75	
Volleyball Coach - 1975-85	Head Track & Field Coach - 1975-95	
*BERL HUFFMAN 1972	Red Raider Club Staff - 1997-17	
Football, Basketball, Baseball, Track Coach - 1935-70	*GEORGE PHILBRICK 1993	
*LEETE JACKSON 1975	Football - 1936-38; Tennis Coach - 1952-78	
Football - 1946-47; Exec. VP/Red Raider Club -- 1951-85	*PARKER PROUTY 1992	
*MORLEY JENNINGS 1976	Past President of the Red Raider Club	
Athletics Director - 1941-51		



RECORD BOOK

PASSING RECORDS

SINGLE-GAME RECORDS

Most Attempts:	88
Patrick Mahomes II vs. Oklahoma (2016)	
Most Completions:	52
Patrick Mahomes II vs. Oklahoma (2016)	
Highest Completion Percentage:	90.9%
Seth Doege at New Mexico (2011); 40-of-44	
Most Yards per Completion:	28.8
Kliff Kingsbury vs. Oklahoma (1999); 9-of-17, 259 yards	
Consecutive Completions:	15
Seth Doege at New Mexico (2011)	
Taylor Potts vs. Baylor, Cotton Bowl Stadium (2010)	
Most Yards:	734
Patrick Mahomes II vs. Oklahoma (2016)	

Most Yards by Class:

Freshman:	605, Alan Bowman vs. Houston (2018)
Sophomore:	519, Graham Harrell vs. Texas (2006)
Junior:	734, Patrick Mahomes II vs. Oklahoma (2016)
Senior:	661, B.J. Symons at Mississippi (2003)
Most Touchdowns:	8, B.J. Symons vs. Texas A&M (2003)
Miscellaneous:	
Longest Texas Tech Pass:	95
Robert Hall to Rodney Blackshear vs. Houston (1991)	
Most Passing Yards In A Half:	412
Patrick Mahomes II vs. Baylor (2016) - First Half	



▲ **B.J. SYMONS** remains the NCAA single-season record holder after throwing for 5,833 yards in 2003.

TOP PASSING GAMES

1. Patrick Mahomes II vs. Oklahoma (2016)	734	45. Graham Harrell vs. Minnesota (2006)	445	
2. B.J. Symons at Mississippi (2003)	661	46. Jett Duffey vs. Texas (2018)	444	
3. Graham Harrell at Oklahoma State (2007)	646	47. Seth Doege at Oklahoma (2011)	441	
4. Cody Hodges vs. Kansas State (2005)	643	48. Sonny Cumbie vs. TCU (2004)	441	
5. Alan Bowman vs. Houston (2018)	605	49. Kliff Kingsbury vs. Oklahoma State (2001)	440	
6. Patrick Mahomes II vs. Baylor (2014)	598	50. Sonny Cumbie vs. Nebraska (2004)	436	
7. B.J. Symons at N.C. State (2003)	586	51. Cody Hodges vs. Sam Houston State (2005)	436	
Patrick Mahomes II vs. Baylor (2016)		586	52. Alan Bowman vs. Montana State (2019)	436
9. B.J. Symons at Oklahoma State (2003)	552	53. Tyler Shough vs. Oklahoma (2022)	436	
10. Nic Shimonek vs. Arizona State (2017)	543	54. Graham Harrell at Baylor (2007)	433	
11. Patrick Mahomes II at Arizona State	540	55. Graham Harrell vs. Colorado (2007)	431	
12. Graham Harrell vs. E. Washington (2008)	536	56. Alan Bowman vs. Houston Baptist (2020)	430	
13. Sonny Cumbie vs. California (2004)	520	57. B.J. Symons at Baylor (2003)	428	
14. Graham Harrell vs. Texas (2006)	519	Patrick Mahomes II vs. Iowa State (2015) 428		
15. Kliff Kingsbury vs. Missouri (2002)	510	59. Davis Webb vs. Oklahoma State (2013)	425	
16. B.J. Symons vs. Texas A&M (2003)	505	Kliff Kingsbury vs. Oklahoma State (2002) 425		
17. Patrick Mahomes II at Kansas State	504	Graham Harrell vs. Iowa State (2007) 425		
18. Seth Doege vs. West Virginia (2012)	499	Graham Harrell vs. Texas A&M (2007) 425		
19. B.J. Symons vs. Navy (2003)	497	Patrick Mahomes II vs. SHSU (2015) 425		
20. Steven Sheffield vs. Kansas State (2009)	490	64. Jett Duffey vs. Oklahoma State (2019)	424	
21. B.J. Symons vs. Iowa State (2003)	487	65. Billy Joe Tolliver vs. TCU (1985)	422	
22. Graham Harrell vs. UTEP (2007)	484	66. Graham Harrell vs. Oklahoma (2007)	420	
23. Graham Harrell vs. Baylor (2006)	483	Taylor Potts at Texas (2009) 420		
Patrick Mahomes II vs. SFA (2016) 483		68. Graham Harrell at SMU (2007)	419	
25. Patrick Mahomes II vs. Oklahoma St. (2015)	480	69. B.J. Symons vs. New Mexico (2003)	418	
26. Seth Doege vs. Kansas (2012)	476	Graham Harrell vs. SMU (2008) 418		
27. Kliff Kingsbury at Texas A&M (2002)	474	71. Nic Shimonek vs. USF (2017)	416	
Graham Harrell vs. Texas (2008) 474		72. Davis Webb vs. Iowa State (2013)	415	
29. Kliff Kingsbury vs. Texas (2002)	473	Patrick Mahomes II vs. Baylor (2015) 415		
30. Sonny Cumbie at SMU (2004)	470	74. Graham Harrell at Rice (2007)	414	
Patrick Mahomes II vs. Louisiana Tech 470		75. Baker Mayfield at SMU (2013)	413	
32. Graham Harrell at Texas (2007)	466	76. Kliff Kingsbury vs. Kansas State (2001)	409	
33. Davis Webb at West Virginia (2013)	462	77. Kliff Kingsbury at Missouri (2003)	408	
Taylor Potts vs. Baylor (2010) 462		Cody Hodges vs. Texas A&M (2005) 408		
35. Seth Doege vs. Kansas State (2011)	461	Alan Bowman vs. Kansas (2018) 408		
36. Kliff Kingsbury vs. Utah State (2000)	456	80. Kliff Kingsbury at New Mexico (2002)	407	
Graham Harrell vs. Oklahoma State (2008) 456		Graham Harrell vs. Virginia (2007) 407		
Taylor Potts vs. Rice (2009) 456		82. Kliff Kingsbury vs. Kansas (2000)	405	
39. Cody Hodges vs. Florida Int. (2005)	454	Taylor Potts vs. North Dakota (2009) 405		
Graham Harrell at Kansas State (2008) 454		Nic Shimonek vs. Kansas State (2017) 405		
41. Davis Webb vs. Central Arkansas (2014)	452	85. Davis Webb vs. Arizona State (2013)	403	
42. Graham Harrell at Texas A&M (2008)	450	Sonny Cumbie vs. Texas (2004) 403		
43. Sonny Cumbie at New Mexico (2004)	449	87. Seth Doege at New Mexico (2011)	401	
44. Billy Joe Tolliver vs. Oklahoma State (1988)	446			



▲ **KLIFF KINGSBURY**



▲ **CODY HODGES**

PASSING RECORDS

SINGLE-SEASON RECORDS

Most Attempts:	719, B.J. Symons (2003)
Most Completions:	512, Graham Harrell (2007)
Highest Completion Percentage:	71.8% Graham Harrell (2007); 512-of-713
Most Yards per Completion:	15.1 Billy Joe Tolliver (1988); 190 comp., 2,869 yards
Most Yards:	5,833, B.J. Symons (2003)
Most Yards by Class:	
Freshman:	2,718, Davis Webb (2013)
Sophomore:	4,653, Patrick Mahomes II (2015)
Junior:	5,705, Graham Harrell (2007)
Senior:	5,833, B.J. Symons (2003)
Most Yards per Game:	448.7 B.J. Symons (2003); 5,833/13
Most Touchdowns:	52, B.J. Symons (2003)
Miscellaneous:	
Most 300-Yard Games:	13, Graham Harrell (2007)
Most 400-Yard Games:	11, Graham Harrell (2007)

SINGLE-SEASON YARDAGE LEADERS

1. B.J. Symons (2003)	5,833
2. Graham Harrell (2007)	5,705
3. Graham Harrell (2008)	5,111
4. Patrick Mahomes II (2016)	5,052
5. Kliff Kingsbury (2002)	5,017
6. Sonny Cumbie (2004)	4,742
7. Patrick Mahomes II (2015)	4,653
8. Graham Harrell (2006)	4,555
9. Cody Hodges (2005)	4,238
10. Seth Doege (2012)	4,215

SINGLE-SEASON YARD PER GAME LEADERS

1. B.J. Symons (2003)	448.7
2. Graham Harrell (2007)	438.8
3. Patrick Mahomes II (2016)	421.0
4. Sonny Cumbie (2004)	395.2
5. Graham Harrell (2008)	393.2
6. Kliff Kingsbury (2002)	358.4
7. Patrick Mahomes II (2015)	357.9
8. Cody Hodges (2005)	353.2
9. Graham Harrell (2006)	350.4
10. Seth Doege (2011)	333.7

SINGLE-SEASON TOUCHDOWN LEADERS

1. B.J. Symons (2003)	52
2. Graham Harrell (2007)	48
3. Kliff Kingsbury (2002)	45
Graham Harrell (2008)	45
5. Patrick Mahomes II (2016)	41
6. Seth Doege (2012)	39
7. Graham Harrell (2006)	38
8. Patrick Mahomes II (2015)	36
9. Taylor Potts (2010)	35
10. Nic Shimonek (2017)	33

SINGLE-SEASON PASS ATTEMPT LEADERS

1. B.J. Symons (2003)	719
2. Graham Harrell (2007)	713
3. Kliff Kingsbury (2002)	712
4. Sonny Cumbie (2004)	642
5. Graham Harrell (2008)	626
6. Graham Harrell (2006)	617
7. Patrick Mahomes II (2016)	591
8. Kliff Kingsbury (2000)	585
9. Seth Doege (2011)	581
10. Patrick Mahomes II (2015)	573

SINGLE-SEASON COMPLETION LEADERS

1. Graham Harrell (2007)	512
2. Kliff Kingsbury (2002)	479
3. B.J. Symons (2003)	470
4. Graham Harrell (2008)	442
5. Sonny Cumbie (2004)	421
6. Graham Harrell (2006)	412
7. Seth Doege (2011)	398
8. Patrick Mahomes II (2016)	388
9. Seth Doege (2012)	380
10. Taylor Potts (2010)	369



▲ GRAHAM HARRELL set the Texas Tech career record with an impressive 15,793 passing yards from 2005-08.

CAREER RECORDS

Most Attempts:	2,062, Graham Harrell (2005-08)
Most Completions:	1,403, Graham Harrell (2005-08)
Highest Completion Percentage:	69.0 Seth Doege (2009-12); 819-of-1,187
Most Yards Per Completion:	14.9 Rodney Allison (1974-77); 161 comp., 2,411 yards
Most Yards:	15,793, Graham Harrell (2005-08)
Most Yards per Game:	350.9 Graham Harrell (2005-08); 15,793-45 games
Most Touchdowns:	134, Graham Harrell (2005-08)
Miscellaneous:	
Most 300-Yard Games:	32, Graham Harrell (2005-08)
Most 400-Yard Games:	20, Graham Harrell (2005-08)

5. Taylor Potts (2007-10)	62
6. B.J. Symons (2000-03)	59
7. Robert Hall (1990-93)	48
8. Davis Webb (2013-15)	46
9. Zebbie Lethridge (1994-97)	42
10. Nic Shimonek (2015-17)	39

CAREER YARDAGE LEADERS

1. Graham Harrell (2005-08)	15,793
2. Kliff Kingsbury (1999-02)	12,429
3. Patrick Mahomes II (2014-16)	11,252
4. Seth Doege (2009-12)	8,646
5. Robert Hall (1990-93)	7,908
6. Taylor Potts (2007-10)	7,835
7. Zebbie Lethridge (1994-97)	6,789
8. Billy Joe Tolliver (1985-88)	6,756
9. B.J. Symons (2000-03)	6,378
10. Davis Webb (2013-15)	5,557

CAREER PASS ATTEMPTS LEADERS

1. Graham Harrell (2005-08)	2,062
2. Kliff Kingsbury (1999-02)	1,883
3. Patrick Mahomes II (2014-16)	1,349
4. Seth Doege (2009-12)	1,187
5. Taylor Potts (2007-10)	1,106
6. Zebbie Lethridge (1994-97)	1,070
7. Billy Joe Tolliver (1985-88)	1,008
8. Robert Hall (1990-93)	997
9. B.J. Symons (2000-03)	797
10. Ron Reeves (1978-81)	763

CAREER COMPLETION LEADERS

1. Graham Harrell (2005-08)	1,403
2. Kliff Kingsbury (1999-02)	1,231
3. Patrick Mahomes II (2014-16)	857
4. Seth Doege (2009-12)	819
5. Taylor Potts (2007-10)	733
6. B.J. Symons (2000-03)	554
7. Robert Hall (1990-93)	548
8. Zebbie Lethridge (1994-97)	519
9. Billy Joe Tolliver (1985-88)	493
10. Alan Bowman (2018-20)	478

CAREER TOUCHDOWN LEADERS

1. Graham Harrell (2005-2008)	134
2. Kliff Kingsbury (1999-02)	95
3. Patrick Mahomes II (2014-16)	93
4. Seth Doege (2009-12)	69

PREVIEW

RED RAIDERS

STAFF

'22 REVIEW

HISTORY

RECORDS

TEXAS TECH

RUSHING RECORDS

SINGLE-GAME RECORDS

Most Attempts: 43, Anthony Hutchison vs. TCU (1982)

Most Yards: 287, Byron Hanspard vs. Baylor (1996)

Most Yards by Class:

Freshman: 230, Shaud Williams vs. Colorado (1999)

Sophomore: 260, Byron Hanspard vs. Air Force (1995)

Junior: 287, Byron Hanspard vs. Baylor (1996)

Senior: 268, James Hadnot vs. New Mexico (1978)

Most Yards per Attempt: 16.9

Justin Stockton at UTEP (2014); 8 carries, 135 yards

Most Touchdowns: 5

James Gray vs. Rice (1989); Billy Taylor vs. TCU (1977)

Miscellaneous:

Most Players Gaining 100 Yards: 2, twice

Ricky Williams (159) & Rob Peters (106)

vs. Baylor (1998)

Eric Stephens (118) & Kenny Williams (105)

vs. New Mexico (2012)

Most Yards Gained by Two Players: 385

Byron Hanspard (287) & Sammy Morris (98)

vs. Baylor (1996)

Longest Texas Tech Run: 90

Donny Anderson vs. TCU (1964)

SINGLE-GAME YARDAGE LEADERS

1. Byron Hanspard vs. Baylor (1996)	287
2. James Gray vs. Duke (1989)	280
3. Byron Hanspard vs. Oklahoma St. (1996)	272
4. James Hadnot vs. New Mexico (1978)	268
5. Byron Hanspard vs. Air Force (1995)	260
6. Ricky Williams vs. UTEP (1998)	251
7. DeAndre Washington vs. Kansas St. (2015)	248
8. Byron Hanspard vs. SW Louisiana (1996)	247
9. Ricky Williams vs. Fresno State (1998)	244
10. James Gray vs. Arizona (1989)	234



▲ JAMES HADNOT



▲ TAUREAN HENDERSON remains one of the most dynamic backs in school history after totaling 3,241 rushing yards while also catching a Texas Tech record 302 receptions from 2002-05.

TOP RUSHING GAMES

1. Byron Hanspard vs. Baylor (1996)	287	Joe Barnes vs. SMU (1973)	173
2. James Gray vs. Duke (1989)	280	DeAndre Washington at Texas (2015)	173
3. Byron Hanspard vs. Oklahoma State (1996)	272	46. George Smith vs. North Carolina (1972)	172
4. James Hadnot at New Mexico (1978)	268	47. Ricky Williams vs. North Texas (1998)	170
5. Byron Hanspard vs. Air Force (1995)	260	Sammy Morris vs. Texas A&M (1999)	170
6. Ricky Williams vs. UTEP (1998)	251	49. Donny Anderson vs. TCU (1969)	169
7. DeAndre Washington vs. Kansas St. (2015)	248	Taurean Henderson at Kansas (2004)	169
8. Byron Hanspard vs. SW Louisiana (1996)	247	51. Robert Lewis vs. Arkansas (1983)	167
9. Ricky Williams vs. Fresno State (1998)	244	52. James Hadnot vs. SMU (1978)	166
10. James Gray vs. Arizona (1989)	234	53. DeAndre Washington vs. Kansas (2018)	164
11. James Gray at SMU (1989)	232	54. Justin Sstockton at Kansas (2017)	161
12. Shaud Williams vs. Colorado (1999)	230	55. Ricky Williams vs. Baylor (1998)	159
13. Byron Hanspard at Houston (1995)	228	56. Byron Morris vs. Texas (1993)	158
14. James Gray vs. Rice (1989)	227	George Smith vs. New Mexico (1972)	158
15. Byron Hanspard vs. Utah State (1996)	224	58. DeAndre Washington at Kansas (2015)	157
16. Byron Morris vs. Houston (1993)	223	Byron Morris vs. Baylor (1992)	157
18. Byron Morris at SMU (1993)	222	James Gray vs. North Texas (1988)	157
Byron Morris vs. Houston (1992)	222	Donny Anderson vs. New Mexico St. (1965)	157
20. Byron Hanspard at Georgia (1996)	214	62. Doug McCutchen vs. Baylor (1970)	155
21. James Hadnot vs. Baylor (1978)	212	63. SaRodorick Thompson at Baylor (2019)	153
22. James Gray vs. TCU (1989)	209	James Hadnot vs. New Mexico (1979)	153
23. Walter Schlinkman at Creighton (1942)	206	George Smith vs. Utah (1972)	153
Anthony Hutchison vs. SMU (1982)	206	Ricky Williams vs. Baylor (2001)	153
25. James Hadnot vs. Rice (1979)	204	67. Shaud Williams vs. North Texas (1999)	151
Cliff Hoskins at Baylor (1972)	204	James Gray vs. Lamar (1987)	151
Doug McCutchen vs. TCU (1970)	204	Billy Taylor vs. TCU (1977)	151
28. Byron Morris at TCU (1992)	199	70. James Gray vs. Colorado State (1987)	150
James Hadnot at Houston (1979)	199	Billy Taylor vs. North Carolina (1977)	150
30. Byron Hanspard at Texas A&M (1996)	198		
31. Byron Hanspard at Kansas (1996)	194	Total 100-Yard Performances:	220
31. DeAndre Washington vs. TCU (2015)	188	Total 200-Yard Performances:	27
32. DeAndre Washington at Iowa State (2014)	186		
33. James Gray vs. Rice (1988)	181		
34. Byron Hanspard vs. SMU (1995)	180		
Byron Hanspard vs. Arkansas State (1995)	180		
36. Ricky Williams vs. Kansas (1997)	179		
37. Anthony Hutchison vs. New Mexico (1981)	178		
38. Byron Morris vs. SMU (1992)	175		
Anthony Hutchison vs. TCU (1982)	175		
40. Byron Morris vs. Baylor (1993)	174		
41. James Gray vs. TCU (1987)	173		
James Gray vs. Rice (1987)	173		
Billy Taylor vs. Arizona (1976)	173		

RUSHING RECORDS

SINGLE-SEASON RECORDS

Most Attempts: 339, Byron Hanspard (1996)
 Most Yards: 2,084, Byron Hanspard (1996)
 Most Yards by Class:
 Freshman: 894, Ricky Williams (1997)
 Sophomore: 1,582, Ricky Williams (1998)
 Junior: 2,084, Byron Hanspard (1996)
 Senior: 1,752, Byron Morris (1993)
 Most Yards per Attempt: 9.1, Lonnie Graham (1954)
 Most Yards per Game: 189.5, Byron Hanspard (1996)
 Most Touchdowns: 22, Byron Morris (1993)

SINGLE-SEASON YARDAGE LEADERS

1. Byron Hanspard (1996)	2,084
2. Byron Morris (1993)	1,752
3. Ricky Williams (1998)	1,582
4. James Gray (1989)	1,509
5. DeAndre Washington (2015)	1,492
6. Byron Hanspard (1995)	1,374
7. James Hadnot (1979)	1,371
8. James Hadnot (1978)	1,369
9. Byron Morris (1992)	1,279
10. DeAndre Washington (2014)	1,103

SINGLE-SEASON ATTEMPT LEADERS

1. Byron Hanspard (1996)	339
2. Ricky Williams (1998)	336
3. Byron Morris (1993)	298
4. James Hadnot (1979)	273
5. James Gray (1989)	263
6. James Hadnot (1978)	251
7. Byron Hanspard (1995)	248
8. Byron Morris (1992)	242
9. DeAndre Washington (2015)	233
10. Doug McCutchen (1970)	227

SINGLE-SEASON TOUCHDOWN LEADERS

1. Byron Morris (1993)	22
2. James Gray (1989)	20
3. Donny Anderson (1965)	17
Taurean Henderson (2005)	17
5. Taurean Henderson (2004)	16
6. Ricky Williams (2001)	14
Baron Batch (2009)	14
DeAndre Washington (2015)	14
9. Bobby Cavazos (1953)	13
Billy Taylor (1977)	13
Byron Hanspard (1996)	13
Ricky Williams (1998)	13

CAREER RECORDS

Most Attempts: 789, Ricky Williams (1997-01)
 Most Yards: 4,219, Byron Hanspard (1994-96)
 Most Yards per Attempt: 6.2, James Sides (1953-55)
 Most Yards per Game: 127.8, Byron Hanspard (1994-96)
 Most Touchdowns: 52, James Gray (1986-89)
 Miscellaneous:
 Most Games Rushing for 100 Yards: 21
 Byron Hanspard (1994-96)
 Most Games Rushing for 200 Yards: 6
 Byron Hanspard (1994-96)

CAREER YARDAGE LEADERS

1. Byron Hanspard (1994-96)	4,219
2. James Gray (1986-89)	4,066
3. Ricky Williams (1997-01)	3,661
4. Byron Morris (1991-93)	3,545
5. DeAndre Washington (2011-15)	3,411
6. Taurean Henderson (2002-05)	3,241
7. James Hadnot (1976-79)	2,794
8. SaRodorick Thompson Jr. (2018-22)	2,664
9. Larry Isaac (1973-76)	2,633
10. Baron Batch (2006, 2008-10)	2,501
11. Donny Anderson (1963-65)	2,280

CAREER ATTEMPT LEADERS

1. Ricky Williams (1997-01)	789
2. Byron Hanspard (1994-96)	760
3. James Gray (1986-89)	742
4. Byron Morris (1991-93)	638
5. DeAndre Washington (2011-15)	605
6. Taurean Henderson (2002-05)	577
7. SaRodorick Thompson Jr. (2018-22)	540
8. Larry Isaac (1973-76)	538
9. James Hadnot (1976-78)	532
10. Donny Anderson (1963-65)	526

CAREER TOUCHDOWN LEADERS

1. James Gray (1986-89)	52
2. Taurean Henderson (2002-05)	50
3. SaRodorick Thompson Jr. (2018-22)	40
4. Byron Morris (1991-93)	37
5. Ricky Williams (1997-01)	36
6. Shannon Woods (2005-08)	33
7. Bobby Cavazos (1951-53)	32
8. Larry Isaac (1973-76)	31
9. Billy Taylor (1974-77)	29
Byron Hanspard (1994-96)	29
Zebbie Lettridge (1994-97)	29



▲ JAMES GRAY



▲ LARRY ISAAC



▲ RICKY WILLIAMS



▲ DEANDRE WASHINGTON

PREVIEW

RED RAIDERS

STAFF

'22 REVIEW

HISTORY

RECORDS

TEXAS TECH

RECEIVING RECORDS



▲ **MICHAEL CRABTREE** remains one of the best wide receivers in Texas Tech history after he caught 231 passes for 3,127 yards and 41 touchdowns in just two seasons. He still ranks as Tech's all-time leader in receiving touchdowns and the only Biletnikoff Award winner in program history.

SINGLE-GAME RECORDS

Most Receptions: 16, Eric Ward vs. Baylor (2011)

Most Receptions by Class:

Freshman: 15, Michael Crabtree vs. UTEP (2007)

Sophomore: 16, Eric Ward vs. Baylor (2011)

Junior: 15, Jace Amaro vs. Oklahoma State (2013)

Senior: 15, Robert Johnson vs. SMU (2006)

Most Yards: 261, Antoine Wesley, vs. Houston (2018)

Most Yards by Class:

Freshman: 244, Michael Crabtree at Rice (2007)

Sophomore: 241, Donnie Hart vs. Texas (1996)

Junior: 261, Antoine Wesley, vs. Houston (2018)

Senior: 251, Rodney Blackshear vs. Houston (1991)

Most Yards per Reception: 56.5

T.J. Vasher at West Virginia (2017); 2 rec., 113 yards

Most Touchdowns: 4, Derek Dorris at Kansas (2000)

Longest Texas Tech Reception (Game): 95

Rodney Blackshear from Robert Hall vs. Houston (1991)

SINGLE-GAME RECEPTION LEADERS

1. Eric Ward vs. Baylor (2011)	16
2. Jace Amaro vs. Oklahoma State (2013)	15
Robert Johnson vs. SMU (2006)	15
Michael Crabtree vs. UTEP (2007)	15
5. Wes Welker vs. Texas (2002)	14
Danny Amendola at Oklahoma St. (2007)	14
Michael Crabtree at Oklahoma St. (2007)	14
8. Ricky Williams vs. North Texas (2001)	13
Taurean Henderson at Texas A&M (2002)	13
Wes Welker at Missouri (2003)	13
Darrin Moore vs. Baylor (2012)	13
Eric Ward at SMU (2013)	13
Jakeem Grant vs. Oklahoma State (2015)	13
Antoine Wesley vs. Houston (2018)	13
Myles Price vs. Texas (2022)	13

SINGLE-GAME YARDAGE LEADERS

1. Antoine Wesley vs. Houston (2018)	261
2. Joel Filani vs. Kansas State (2005)	255
3. Rodney Blackshear vs. Houston (1991)	251
4. Leonard Harris vs. Houston (1983)	248
5. Michael Crabtree at Rice (2007)	244
6. Donnie Hart vs. Texas (1996)	241
7. Michael Crabtree at Oklahoma St. (2007)	237
8. Carlos Francis vs. Utah State (2000)	234
9. Danny Amendola at Oklahoma St. (2007)	233
10. Lloyd Hill vs. Wyoming (1992)	222

SINGLE-SEASON RECORDS

Most Receptions: 134, Michael Crabtree (2007)

Most Receptions by Class:

Freshman: 134, Michael Crabtree (2007)

Sophomore: 97, Michael Crabtree (2008)

Junior: 106, Jace Amaro (2013)

Senior: 109, Danny Amendola (2007)

Most Yards: 1,962, Michael Crabtree (2007)

Most Yards by Class:

Freshman: 1,962, Michael Crabtree (2007)

Sophomore: 1,177, Jarrett Hicks (2004)

Junior: 1,429, Keke Coutee (2017)

Senior: 1,300, Joel Filani (2006)

Most Yards/Reception: 22.1, Rodney Blackshear (1990)

Most Touchdowns: 22, Michael Crabtree (2007)

Miscellaneous:

Most 100-Yard Games: 11, Michael Crabtree (2007)

SINGLE-SEASON RECEPTION LEADERS

1. Michael Crabtree (2007)	134
2. Danny Amendola (2007)	109
3. Jace Amaro (2013)	106
4. Taurean Henderson (2002)	98
5. Wes Welker (2003)	97
Michael Crabtree (2008)	97
7. Keke Coutee (2017)	93
8. Darrin Moore (2012)	92
Ricky Williams (2001)	92
10. Joel Filani (2006)	91

SINGLE-SEASON YARDAGE LEADERS

1. Michael Crabtree (2007)	1,962
2. Keke Coutee (2017)	1,429
3. Antoine Wesley (2018)	1,410
4. Jace Amaro (2013)	1,352
5. Joel Filani (2006)	1,300
6. Jakeem Grant (2015)	1,268
7. Lloyd Hill (1992)	1,261
8. Danny Amendola (2007)	1,245
9. Carlos Francis (2003)	1,177
Jarrett Hicks (2004)	1,177
11. Michael Crabtree (2008)	1,165

SINGLE-SEASON TOUCHDOWN LEADERS

1. Michael Crabtree (2007)	22
2. Michael Crabtree (2008)	19
Lyle Leong (2010)	19
4. Jonathan Giles (2016)	13
Darrin Moore (2012)	13
Jarrett Hicks (2004)	13
Joel Filani (2006)	13
8. Eric Ward (2012)	12
Lloyd Hill (1992)	12
Mickey Peters (2003)	12



▲ **DANNY AMENDOLA**



▲ **JACE AMARO**

RECEIVING RECORDS



▲ **JAKEEM GRANT** inked his name in the Texas Tech career record book in 2015 as he passed Michael Crabtree as the school's all-time leading receiver. Grant, now a receiver with the Cleveland Browns, ended his illustrious career in scarlet and black with 3,289 career yards through the air.

CAREER RECORDS

Most Receptions: 302, Taurean Henderson (2002-05)
 Most Yards: 3,289, Jakeem Grant (2011-15)
 Most Yards per Reception: 20.4
 Rodney Blakshear (1987-91)
 Most Touchdowns: 41, Michael Crabtree (2007-08)
 Most 100-Yard Receiving Games: 15
 Michael Crabtree (2007-08)

CAREER RECEPTION LEADERS

1. Taurean Henderson (2002-05)	302
2. Wes Welker (2000-03)	259
3. Eric Ward (2010-13)	255
Jakeem Grant (2011-15)	255
5. Detron Lewis (2007-10)	238
6. Michael Crabtree (2007-08)	231
7. Nehemiah Glover (2001-04)	223
8. Carlos Francis (2000-03)	216
9. Danny Amendola (2004-07)	204
10. Jarrett Hicks (2003-06)	198

CAREER YARDAGE LEADERS

1. Jakeem Grant (2011-15)	3,289
2. Michael Crabtree (2007-08)	3,127
3. Wes Welker (2000-03)	3,069
4. Lloyd Hill (1990-93)	3,059
5. Carlos Francis (2000-03)	3,027
6. Eric Ward (2010-13)	2,863
7. Jarrett Hicks (2003-06)	2,859
8. Detron Lewis (2007-10)	2,729
9. Nehemiah Glover (2001-04)	2,725
10. Joel Filani (2003-06)	2,667

CAREER TOUCHDOWN LEADERS

1. Michael Crabtree (2007-08)	41
2. Lyle Leong (2007-10)	32
3. Eric Ward (2010-13)	31
4. Jarrett Hicks (2003-06)	30
5. Jakeem Grant (2011-15)	27
6. Joel Filani (2003-06)	23
7. Darrin Moore (2010-12)	22
Mickey Peters (2000-03)	22
9. Carlos Francis (2000-03)	21
Wes Welker (2000-03)	21
Nehemiah Glover (2001-04)	21
T.J. Vasher (2017-20)	21



▲ **JOEL FILANI** hauled in 23 touchdown catches during his Red Raider career from 2003-06.



▲ **LYLE LEONG** ranks only behind Michael Crabtree in career touchdowns after he hauled in 32 over his tenure as a Red Raider, which spanned the 2007-10 seasons.



▲ **ERIC WARD** was known for several highlight-worthy catches during his Red Raider career as he recorded 31 touchdowns over his four seasons, which ranks third all-time in program history.

PREVIEW

RED RAIDERS

STAFF

'22 REVIEW

HISTORY

RECORDS

TEXAS TECH

TOTAL OFFENSE RECORDS

SINGLE-GAME RECORDS

Most Plays:	100
Patrick Mahomes vs Oklahoma (2016); 12 rush, 88 pass	
Most Yards:	819
Patrick Mahomes II vs. Oklahoma (2016)	
Most Yards by Class:	
Freshman: 625, Patrick Mahomes vs. Baylor (2014)	
Sophomore: 526, Mahomes II vs. Oklahoma St (2015)	
Junior: 819, Patrick Mahomes II vs. Oklahoma (2016)	
Senior: 661, B.J. Symons at Mississippi (2003)	
Most Touchdowns Responsible For:	8
B.J. Symons vs. Texas A&M (2003)	

SINGLE-GAME YARDAGE LEADERS

1. Patrick Mahomes II vs. Oklahoma	819
2. B.J. Symons at Mississippi (2003)	681
3. Graham Harrell at Oklahoma St. (2007)	643
4. Patrick Mahomes II vs. Baylor (2014)	625
5. B.J. Symons at N.C. State (2003)	618
6. Cody Hodges vs. Kansas State (2005)	604
7. Alan Bowman vs. Houston (2018)	602
8. Patrick Mahomes II at Arizona St. (2016)	584
9. Patrick Mahomes II vs. Baylor (2016)	580
10. Graham Harrell vs. E. Washington (2008)	538
11. B.J. Symons vs. Iowa State (2003)	529
B.J. Symons at Oklahoma State (2003) 529	



▲ SONNY CUMBIE

SINGLE-SEASON RECORDS

Most Plays:	814
Kliff Kingsbury (2002); 102 rush, 712 pass	
Most Yards:	5,976, B.J. Symons (2003)
Most Yards by Class:	
Freshman: 2,612, Alan Bowman (2018)	
Sophomore: 5,109, Patrick Mahomes II (2015)	
Junior: 5,614, Graham Harrell (2007)	
Senior: 5,976, B.J. Symons (2003)	
Most Yards per Game:	459.7, B.J. Symons (2003)
Most Touchdowns Responsible For:	57
B.J. Symons (2003)	

SINGLE-SEASON ATTEMPT LEADERS

1. Kliff Kingsbury (2002)	814
2. Graham Harrell (2007)	751
3. B.J. Symons (2003)	720
4. Patrick Mahomes II (2016)	742
5. Patrick Mahomes II (2015)	704
6. Sonny Cumbie (2004)	694
7. Graham Harrell (2008)	667
8. Kliff Kingsbury (2000)	663
9. Graham Harrell (2006)	649
10. Cody Hodges (2005)	640



▲ SETH DOEGE

SINGLE-SEASON YARDAGE LEADERS

1. B.J. Symons (2003)	5,976
2. Graham Harrell (2007)	5,614
3. Patrick Mahomes II (2016)	5,337
4. Patrick Mahomes II (2015)	5,109
5. Graham Harrell (2008)	5,096
6. Kliff Kingsbury (2002)	4,903
7. Sonny Cumbie (2004)	4,575
8. Graham Harrell (2006)	4,489
9. Cody Hodges (2005)	4,429
10. Seth Doege (2012)	4,274

SINGLE-SEASON TOUCHDOWNS RESPONSIBLE FOR

1. B.J. Symons (2003)	57
2. Patrick Mahomes II (2016)	53
3. Graham Harrell (2007)	52
4. Graham Harrell (2008)	51
5. Kliff Kingsbury (2002)	47
6. Patrick Mahomes II (2015)	46
7. Graham Harrell (2006)	40
8. Seth Doege (2012)	39
9. Taylor Potts (2010)	37
10. Sonny Cumbie (2004)	34
Cody Hodges (2005) 34	
Nic Shimonek (2017) 34	



▲ PATRICK MAHOMES II

CAREER RECORDS

Most Plays:	2,158
Kliff Kingsbury (1999-02); 275 rush, 1,883 pass	
Most Yards:	15,611
Graham Harrell (2005-08); -182 rush, 15,793 pass	
Most Yards per Game:	278.7, Kliff Kingsbury (1999-02)
Most Touchdowns Responsible For:	146
Graham Harrell (2005-08)	

CAREER ATTEMPTS LEADERS

1. Kliff Kingsbury (1999-02)	2,158
2. Graham Harrell (2005-08)	2,124
3. Patrick Mahomes II (2014-)	1,657
4. Zebbie Lethridge (1994-97)	1,539
5. Robert Hall (1990-93)	1,341
6. Ron Reeves (1978-81)	1,333
7. Seth Doege (2009-12)	1,300
8. Taylor Potts (2007-10)	1,165
9. Billy Joe Tolliver (1985-88)	1,150
10. B.J. Symons (2000-03)	864

CAREER TOTAL OFFENSE LEADERS

1. Graham Harrell (2005-08)	15,611
2. Kliff Kingsbury (1999-01)	12,263
3. Patrick Mahomes II (2014-16)	12,097
4. Seth Doege (2009-12)	8,700
5. Robert Hall (1990-93)	8,489
6. Zebbie Lethridge (1994-97)	7,690
7. Taylor Potts (2007-10)	7,653
8. B.J. Symons (2000-03)	6,586
9. Billy Joe Tolliver (1985-88)	6,475
10. Davis Webb (2013-15)	5,567

CAREER TOUCHDOWNS RESPONSIBLE FOR

1. Graham Harrell (2005-08)	146
2. Patrick Mahomes II (2014-16)	115
3. Kliff Kingsbury (1999-02)	100
4. Seth Doege (2009-12)	75
5. Zebbie Lethridge (1994-97)	71
6. Taurean Henderson (2002-05)	69
7. Taylor Potts (2007-10)	66
8. B.J. Symons (2000-03)	61
9. James Gray (1986-89)	52
10. Davis Webb (2013-15)	49

ALL-PURPOSE RECORDS

SINGLE-GAME RECORDS

Yards: 347, Byron Hanspard vs. Baylor (1996)

Yards by Class:

Freshman: 271, Wes Welker vs. Kansas (2000)

Sophomore: 269, Byron Hanspard vs. Houston (1995)

Junior: 347, Byron Hanspard vs. Baylor (1996)

Senior: 341, Donny Anderson vs. Oklahoma St. (1965)

SINGLE-GAME YARDAGE LEADERS

1.	Byron Hanspard vs. Baylor (1996)	347
2.	Donny Anderson vs. Oklahoma St. (1965)	341
3.	Wes Welker at Texas A&M (2002)	327
4.	Jakeem Grant vs. Oklahoma State (2015)	323
5.	Donny Anderson vs. TCU (1965)	303
6.	James Hadnot vs. New Mexico (1978)	297
7.	Leonard Harris vs. Houston (1983)	283
8.	Rodney Blackshear vs. Houston (1991)	274
9.	Byron Hanspard vs. Oklahoma St. (1996)	272
10.	Wes Welker vs. Kansas (2000)	271

SINGLE-SEASON RECORDS

Yards: 2,353, Jakeem Grant (2015)

Yards by Class:

Freshman: 1,978, Michael Crabtree (2007)

Sophomore: 1,848, Byron Hanspard (1995)

Junior: 2,276, Byron Hanspard (1996)

Senior: 2,353, Jakeem Grant (2015)

Yards per Game: 206.9, Byron Hanspard (1996)

SINGLE-SEASON YARDAGE LEADERS

1.	Jakeem Grant (2015)	2,353
2.	Byron Hanspard (1996)	2,276
3.	Donny Anderson (1965)	2,107
4.	Wes Welker (2002)	2,055
5.	Michael Crabtree (2007)	1,978
6.	Eric Stephens (2010)	1,951
7.	Byron Morris (1993)	1,902
8.	Byron Hanspard (1995)	1,848
9.	Shannon Woods (2006)	1,808
10.	Keke Coutee (2017)	1,759

CAREER RECORDS

Yards: 5,730, Wes Welker (2000-03)

Yards per Game: 171.9, Donny Anderson (1963-65)

CAREER YARDAGE LEADERS

1.	Wes Welker (2000-03)	5,730
2.	Jakeem Grant (2011-15)	5,657
3.	Taurean Henderson (2002-05)	5,308
4.	Donny Anderson (1963-65)	5,156
5.	Byron Hanspard (1994-96)	5,115
6.	Ricky Williams (1997-01)	5,024
7.	James Gray (1986-89)	4,796
8.	DeAndre Washington (2011-15)	4,633
9.	Eric Stephens (2009-12)	4,488
10.	Shannon Woods (2005-08)	3,979



▲ **WES WELKER** remains the Texas Tech all-time leader in all-purpose yards after recording 5,730 as a punt returner and wide receiver from 2000-03. Welker changed the game of football forever, transforming the role of an inside receiver at both the collegiate level and in the NFL.



▲ **BYRON "BAM" MORRIS**



▲ **SHANNON WOODS**



▲ **KEKE COUTEE**

PREVIEW

RED RAIDERS

STAFF

'22 REVIEW

HISTORY

RECORDS

TEXAS TECH

SCORING RECORDS

SINGLE-GAME RECORDS

Points: 30, Billy Taylor vs. TCU (1977); James Gray vs. Rice (1989); Byron Hanspard vs. SMU (1995); Taurean Henderson vs. Kansas State (2005)

Touchdowns: 5, Billy Taylor vs. TCU (1977); James Gray vs. Rice (1989); Byron Hanspard vs. SMU (1995); Taurean Henderson vs. Kansas State (2005)

Points by Kicking: 18 Ryan Bustin, at Kansas (2013); 4 FG, 6 PAT

Field Goals Made: 4 13 times; last, Jonathan Garibay vs. Baylor (2020)

Longest Field Goal Made: 62 Jonathan Garibay vs. Iowa State (2021)

LONGEST TOUCHDOWN RUNS

1. Donny Anderson at TCU (1964) 90
2. Lonnie Graham vs. West Texas St. (1955) 89
3. Percy Walker at TCU (1926) 88 Glen Lewis vs. Texas Western (1948) 88 Bobby Cavazos at Baylor (1951) 88
6. Ansel Cole vs. Tulsa (1983) 87
7. Eric Stephens vs. Northwestern (2010) 86
8. John Garner vs. Baylor (1973) 84
9. DeAndre Washington vs. Iowa State (2015) 80
10. Cliff Hoskins vs. Utah (1972) 79
11. Justin Stockton at UTEP (2014) 75 SaRodorick Thompson vs. Texas (2020) 75
13. DeAndre Washington at Iowa State (2014) 72 Byron Hanspard vs. Oklahoma State (1996) 72
15. Robert Hall vs. Rice (1991) 70 Taurean Henderson at Kansas (2004) 70 Xavier White at Kansas State (2020) 70 Myles Price vs. Kansas (2020) 70

LONGEST TOUCHDOWN RECEPTIONS

1. Rodney Blackshear vs. Houston (1991) 95
2. Cal Stevenson vs. Texas A&M (1948) 90
3. Brian Nelson vs. TCU (1976) 88
4. Donnie Hart vs. Texas (1996) 86
5. James Gray vs. Arizona (1988) 85 Rodney Blackshear vs. Arkansas (1990) 85
7. John Roberts vs. Arkansas (1957) 84
8. Devin Lauderdale at Iowa State (2014) 82 Michael Crabtree at Nevada (2008) 82
10. Quan Shorts vs. Baylor (2016) 81 Dalton Rigdon at West Virginia (2019) 81
12. Don Schmidt vs. Houston (1954) 80 Mickie Barron vs. Baylor (1958) 80 Rodney Blackshear vs. Houston (1991) 80 Jarrett Hicks vs. Nebraska (2004) 80 Keke Coutee vs. Baylor (2016) 80

LONGEST FIELD GOALS

1. Jonathan Garibay vs. Iowa State (2021) 62
2. Bill Adams vs. Texas A&M (1977) 57
3. Kenny Vinyard vs. TCU (1966) 55 David Mellott vs. New Mexico (1975) 55 Ricky Gann vs. Houston (1984) 55 Jaret Greaser vs. Texas (1996) 55
7. Kenny Vinyard vs. Texas (1967) 54
8. Bill Adams vs. SMU (1978) 53 Jaret Greaser vs. Kansas State (1996) 53 Tony Rogers vs. Kansas State (1996) 53 Chris Birkholz vs. Texas (1998) 53

SINGLE-SEASON RECORDS

Points: 134, Byron Morris (1993); 22 TD, 1 conversion

Points by Class: Freshman: 132, Michael Crabtree (2007) Sophomore: 114, Michael Crabtree (2008) Junior: 121, Ryan Bustin (2013) Senior: 134, Byron Morris (1993)

Points per Game: 12.2, Byron Morris (1993)

Touchdowns: 22, Byron Morris (1993); Taurean Henderson (2005); Michael Crabtree (2007)

Points by Kicking: 121 Ryan Bustin (2013); 23 FG, 52 PAT

Conversions Made: 67, Alex Trlica (2007)

Conversions Attempted: 70 Keith Toogood (2003); Clayton Hatfield (2007)

Field Goals Made: 23, Ryan Bustin (2013)

Field Goals Attempted: 27, Ryan Bustin (2013)

Field Goal Percentage: .938 Jonathan Garibay (2021); 15-of-16

Most PAT Kicks, No Misses: 67, Alex Trlica (2007)

Perfect PAT Seasons: 16 Times 1972, Don Grimes (34-of-34); 1978, Bill Adams (26-of-26); 1990, Lin Elliott (32-of-32); 1995, Tony Rogers (37-of-37); 2001, Robert Treece (49-of-49); 2002, Robert Treece (54-of-54); 2004, Alex Trlica (55-of-55); 2005, Alex Trlica (60-of-60); 2006, Alex Trlica (51-of-51); 2007, Alex Trlica (67-of-67); 2008, Matt Williams (33-of-33); 2010, Matt Williams (56-of-56); 2011, Donnie Carona (50-of-50); 2012, Ryan Bustin (59-of-59); 2017, Clayton Hatfield (22-of-22); 2018, Clayton Hatfield (55-of-55)

SINGLE-SEASON SCORING LEADERS

1. Byron Morris (1993); 22 TD, 1 conversion 134
2. Taurean Henderson (2005); 22 TD 132 Michael Crabtree (2007); 22 TD 132
4. Ryan Bustin (2013); 23 FG, 52 PAT 121
5. James Gray (1989); 20 TD 120
6. Michael Crabtree (2008); 19 TD 114 Lyle Leong (2010); 19 TD 114
8. Ryan Bustin (2012); 17 FG, 59 PAT 110
9. Byron Hanspard (1995); 18 TD 108 Ricky Williams (2001); 18 TD 108 Taurean Henderson (2004); 18 TD 108

SINGLE-SEASON PAT LEADERS

1. Alex Trlica (2007) 67
2. Keith Toogood (2003) 66
3. Clayton Hatfield (2016) 65
4. Alex Trlica (2005) 60 Matt Williams (2009) 60
6. Ryan Bustin (2012) 59
7. Matt Williams (2010) 56
8. Alex Trlica (2004) 55 Clayton Hatfield (2018) 55
10. Robert Treece (2002) 54

SINGLE-SEASON FIELD GOAL LEADERS

1. Ryan Bustin (2013) 23
2. Trey Wolff (2022) 21
3. Trey Wolff (2019) 20
4. Clayton Hatfield (2018) 17 Ryan Bustin (2012) 17 Lin Elliott (1991) 17 Ricky Gann (1984) 17 Bill Adams (1979) 17
9. Bill Adams (1978) 16 Chris Birkholz (1998) 16
11. Brian Hall (1976) 15 Scott Segrist (1988) 15 Alex Trlica (2006) 15 Jonathan Garibay (2021) 15

SINGLE-SEASON TOUCHDOWN LEADERS

1. Byron Morris (1993) 22 Taurean Henderson (2005) 22 Michael Crabtree (2007) 22
4. James Gray (1989) 20
5. Michael Crabtree (2008) 19 Lyle Leong (2010) 19
7. Byron Hanspard (1995) 18 Ricky Williams (2001) 18 Taurean Henderson (2004) 18
10. Donny Anderson (1965) 17 Lyle Leong (2010) 17

SINGLE-SEASON TOUCHDOWNS RESPONSIBLE FOR

1. B.J. Symons (2003) 57
2. Patrick Mahomes II (2016) 53
3. Graham Harrell (2007) 52
4. Graham Harrell (2008) 51
5. Kliff Kingsbury (2002) 47
6. Patrick Mahomes II (2015) 46
7. Graham Harrell (2006) 40
8. Seth Doege (2012) 39
9. Taylor Potts (2010) 37
10. Sonny Cumbie (2004) 34 Cody Hodges (2005) 34 Nic Shimonek (2017) 34



▲ RYAN BUSTIN

SCORING RECORDS

CAREER RECORDS

Points: 414, Taurean Henderson (2002-05) - 69 TD
 Points per Game: 9.4, Michael Crabtree (2007-08), 246 points, 26 games
 Touchdowns: 69, Taurean Henderson (2002-05)
 Points by Kicking: 377
 Alex Trlica (2004-07); 48 FG, 233 PAT
 Conversions Made: 233, Alex Trlica (2004-07)
 Conversions Attempted: 233, Alex Trlica (2004-07)
 Field Goals Made: 50, Ryan Bustin (2012-14)
 Clayton Hatfield (2015-18)
 Field Goals Attempted: 73, Alex Trlica (2004-07)
 Field Goal Percentage: .852
 Jonathan Garibay (2020-21); 23-of-27
 Consecutive Field Goals Made (Career): 13
 Clayton Hatfield (2018); Jonathan Garibay (2021)

CAREER SCORING LEADERS

1. Taurean Henderson (2002-05); 69 TD	414
2. Alex Trlica (2004-07); 48 FG, 233 PAT	377
3. Clayton Hatfield (2015-18); 50 FG, 195 PAT	345
4. James Gray (1986-89); 52 TD	312
5. Ryan Bustin (2012-14); 50 FG, 153 PAT	303
6. Ricky Williams (1997-01); 42 TD	252
7. Michael Crabtree (2007-08); 41 TD	246
8. Shannon Woods (2005-08); 40 TD	240
9. Trey Wolff (2019-22); 42 FB, 107 PAT	233
10. Byron Hanspard (1994-96); 38 TD	228

CAREER TOUCHDOWN LEADERS

1. Taurean Henderson (2002-05)	69
2. James Gray (1986-89)	52
3. Ricky Williams (1997-01)	42
4. Michael Crabtree (2007-08)	41
5. Shannon Woods (2005-08)	40
6. Byron Hanspard (1994-96)	38
7. Byron Morris (1991-93)	37
8. Jakeem Grant (2012-15)	33
9. Bobby Cavazos (1951-53)	32
Baron Batch (2006, 2008-10)	32
Lyle Leong (2007-10)	32

CAREER FIELD GOAL LEADERS

1. Ryan Bustin (2012-14)	50
Clayton Hatfield (2015-18)	50
3. Alex Trlica (2004-07)	48
4. Bill Adams (1977-79)	43
5. Trey Wolff (2019-22)	42
6. Ricky Gann (1981-84)	41
Scott Segrist (1985-88)	41
8. Lin Elliott (1988-91)	40
9. Jon Davis (1991-94)	35
Chris Birkholz (1998-00)	35
11. Don Grimes (1971-73)	29

CAREER PAT LEADERS

1. Alex Trlica (2004-07)	233
2. Clayton Hatfield (2015-18)	195
3. Ryan Bustin (2012-14)	153
4. Matt Williams (2008-10)	149
5. Trey Wolff (2019-22)	107
6. Jon Davis (1991-94)	103
7. Lin Elliott (1988-91)	100
8. Robert Treece (2001-02)	97
9. Scott Segrist (1985-88)	92
10. Chris Birkholz (1998-00)	88




▲ JONATHAN GARIBAY became known for his late-game heroics during his Texas Tech career with three game-winning field goals, possibly none more memorable than his 62-yarder against Iowa State that pushed the Red Raiders to bowl eligibility in 2021. It marked the longest field goal in school history.



▲ ALEX TRLICA



▲ BARON BATCH



▲ CLAYTON HATFIELD

PREVIEW

RED RAIDERS

STAFF

'22 REVIEW

HISTORY

RECORDS

TEXAS TECH

DEFENSIVE RECORDS

SINGLE-GAME RECORDS

Tackles: 30, Donald Harris vs. Arizona (1988)
 Fumble Return for Touchdown: 1, several times; most recently, Zech McPhearson vs. W. Virginia (2020)
 Interceptions: 3, Daniel Charbonnet vs. SMU (2008); Darcel McBath at Kansas (2008)
 Interception Return for Touchdown: 1, several times; most recently, Marquis Waters vs. FIU (2021)
 Longest Fumble Return: 100
 Douglas Coleman III vs. Texas (2016)
 Longest Interception Return: 98
 Dave Parks vs. Colorado (1962)

CAREER RECORDS

Tackles: 500, Lawrence Flugence (1999-02)
 Tackles for Loss: 53, Montae Reagar (1995-98)
 Tackles for Loss Yards: 205, Montae Reagar (1995-98)
 Sacks: 34.0, Aaron Hunt (1999-02)
 Sack Yards: 170, Aaron Hunt (1999-02)
 Fumble Recoveries: 7, Zach Thomas (1992-95)
 Fumble Returns for Touchdowns: 3
 Paul McClendon (1998-2001)
 Interceptions: 25, Tracy Saul (1989-91)
 Interception Returns for Touchdowns: 4
 Marcus Coleman (1992-95)

CAREER TACKLE LEADERS

1. Lawrence Flugence (1999-02) 500
2. Brad Hastings (1983-86) 480
3. Kevin Curtis (1998-01) 430
4. Michael Johnson (1984-87) 393
5. Zach Thomas (1992-95) 390
6. Matt Wingo (1988-91) 385
7. Jordyn Brooks (2016-19) 367
8. Shawn Banks (1992-95) 365
9. Cody Davis (2009-12) 362
10. Ryan Aycock (2000-03) 338

CAREER SACK LEADERS

1. Aaron Hunt (1999-02) 34.0
2. Adell Duckett (2001-04) 28.0
3. Montae Reagar (1995-98) 25.5
4. Brandon Williams (2006-08) 22.5
5. Keyunta Dawson (2003-06) 19.5
6. Calvin Riggs (1983-86) 18.5
7. James Mosley (1985-88) 17.0
 Shawn Jackson (1991-93) 17.0
9. Eli Howard (2016-20) 16.5
10. Pete Robertson (2011-14) 16.0

CAREER INTERCEPTION LEADERS

1. Tracy Saul (1989-91) 25
2. Elmer Tarbox (1936-38) 17
3. John Thompson (1951-53) 14
 Tate Randle (1978-81) 14
5. Boyd Cowan (1985-88) 12
 Vincent Meeks (2002-05) 12
 Darcel McBath (2005-08) 12
8. Ryan Aycock (2000-03) 11
 Douglas Coleman III (2016-19) 11
10. Kevin Curtis (1998-01) 10



▲ LAWRENCE FLUGENCE set the Texas Tech career record with 500 total tackles from 1999-02.

SINGLE-SEASON RECORDS

Tackles: 193, Lawrence Flugence (2002)*
 Tackles for Loss: 24.5, Adell Duckett (2003)
 Tackles for Loss Yards: 123
 Adell Duckett (2003), Brandon Williams (2008)
 Sacks: 15.0, Brandon Sharpe (2009)
 Sack Yards: 104
 Brandon Sharpe (2009), Brandon Williams (2008)
 Fumble Recoveries: 4, Zach Thomas (1995)
 Paul McClendon (2001)
 Daniel Charbonnet (2008)
 Jah'Shawn Johnson (2015)
 Fumble Returns for Touchdowns: 3
 Paul McClendon (2001)
 Interceptions: 11, Elmer Tarbox (1938)
 Interception Return for Touchdowns: 2
 David Rankin (1961)
 Marcus Coleman (1994)
 Darcel McBath (2008)
 Most Passes Broken Up: 24, Joselio Hanson (2002)
 Most Blocked Kicks: 3, Marcus Coleman (1992)

SINGLE-SEASON TACKLE LEADERS

1. Lawrence Flugence (2002) 193
2. Brad Hastings (1985) 171
3. Lawrence Flugence (2000) 156
4. Michael Johnson (1987) 154
5. Brad Hastings (1986) 153
 Kevin Curtis (1999) 153
7. Ryan Aycock (2002) 151
8. Lawrence Flugence (2001) 145
9. Brad Hastings (1984) 141
 Donald Harris (1988) 141
 James Mosley (1988) 141

SINGLE-SEASON TACKLES BY POSITION

End - Aaron Hunt (2002) 108
 Tackle - Gabe Rivera (1982) 105
 Linebacker - Lawrence Flugence (2002) 193
 Cornerback - Leonard Jones (1985) 91
 Safety - Kevin Curtis (1999) 153

* represents NCAA FBS record

SINGLE-SEASON SACK LEADERS

1. Brandon Sharpe (2009) 15.0
2. Adell Duckett (2003) 14.0
3. Brandon Williams (2008) 13.0
4. Pete Robertson (2014) 12.0
 Aaron Hunt (2001) 12.0
6. Shawn Jackson (1992) 11.0
7. Calvin Riggs (1986) 10.5
 Montae Reagar (1997) 10.5
9. Fred Petty (1991) 9.0
 Aaron Hunt (2002) 9.0
 McKinner Dixon (2008) 9.0

SINGLE-SEASON INTERCEPTION LEADERS

1. Elmer Tarbox (1938) 11
2. John Thompson (1951) 8
 Tracy Saul (1989) 8
 Tracy Saul (1991) 8
- Douglas Coleman III (2019) 8
6. Teddy Roberts (1964) 7
 Darcel McBath (2008) 7
8. Elmer Tarbox (1937) 6
 Tate Randle (1979) 6
 Boyd Cowan (1987) 6
 Bart Thomas (1994) 6
 Ryan Aycock (2003) 6



▲ RYAN AYCOCK

KICK RETURN RECORDS

SINGLE-GAME RECORDS

Returns: 7, Ben McRoy vs. Nevada (2011)
 Yards: 203, Ben McRoy vs. Nevada (2011)
 Yards by Class:

Freshman: 182, Eric Stephens at Texas (2009)
 Sophomore: 203, Ben McRoy vs. Nevada (2011)
 Junior: 147, Jakeem Grant at Oklahoma State (2014)
 Senior: 169, Donny Anderson vs. Oklahoma St. (1965)

Yards per Return: 60.0
 Johnnie Mack vs. SMU (2003); 2-120 yards

Touchdowns: 1, several times;
 most recently, Loic Fouonji vs. Ole Miss (2022), 44 yds.

100-Yard Returns: 100

- Jakeem Grant vs. Oklahoma State (2015)
- Ivory McCann vs. New Mexico (2001)
- Keith Henderson vs. Houston (1984)
- Donny Anderson vs. Oklahoma State (1965)
- Jack Kirkpatrick vs. Tulsa (1953)
- Jack Kirkpatrick vs. West Texas State (1953)

LONGEST KICKOFF RETURNS

1. Jakeem Grant vs. Oklahoma State (2015) 100
- Ivory McCann vs. New Mexico (2001) 100
- Keith Henderson vs. Houston (1984) 100
- Donny Anderson vs. Oklahoma St. (1965) 100
- Jack Kirkpatrick vs. Tulsa (1953) 100
- Jack Kirkpatrick vs West Texas St. (1953) 100
7. Jakeem Grant vs. Minnesota (2012) 99
8. Vincent Meeks at Oklahoma (2002) 98
9. Jakeem Grant vs. Baylor (2012) 97
- Frank Graves vs. New Mexico (1951) 97

SINGLE-SEASON RECORDS

Returns: 44, Eric Stephens (2010)
 Yards: 1,071, Eric Stephens (2010); 44 returns
 Yards by Class:

Freshman: 823, Eric Stephens (2009)
 Sophomore: 1,071, Eric Stephens (2010)
 Junior: 621, Rodney Blackshear (1990)
 Senior: 1,017, Jakeem Grant (2015)

Yards per Return: 31.5
 Keke Coutee (2017); 10-315 yards

Touchdowns: 2
 Jakeem Grant (2012, 2015), Jack Kirkpatrick (1953)

SINGLE-SEASON YARDAGE LEADERS

1. Eric Stephens (2010); 44 returns 1,071
2. Jakeem Grant (2015); 39 returns 1,017
3. Ben McRoy (2011); 36 returns 899
4. Eric Stephens (2009); 32 returns 823
5. De'Quan Bowman (2018); 31 returns 782
6. Rodney Blackshear (1990); 24 returns 621
7. Ivory McCann (2001); 22 returns 606
8. Johnnie Mack (2003); 22 returns 546
9. Donny Anderson (1965); 22 returns 541
10. Tyrone Thurman (1988); 23 returns 535

SINGLE-SEASON RETURN LEADERS

1. Eric Stephens (2010) 44
2. Jakeem Grant (2015) 39
3. Ben McRoy (2011) 36
4. Eric Stephens (2009) 32
5. De'Quan Bowman (2018) 31
6. Ivory McCann (2002) 27
7. Rodney Blackshear (1990) 24
8. Jakeem Grant (2014) 23
- Tyrone Thurman (1988) 23
10. Donny Anderson (1965) 22
- Ivory McCann (2001) 22
- Johnnie Mack (2003) 22

CAREER RECORDS

Returns: 87, Jakeem Grant (2011-15)
 Yards: 2,169, Jakeem Grant (2011-15); 87 returns
 Yards per Return: 30.3
 Ronnie Rice (1957-59); 19-577 yards
 Touchdowns: 4, Jakeem Grant (2011-15)

CAREER YARDAGE LEADERS

1. Jakeem Grant (2011-15); 87 returns 2,169
2. Eric Stephens (2009-12); 82 returns 1,979
3. Donny Anderson (1963-65); 56 returns 1,309
4. Lawrence Williams (1972-74); 47 ret. 1,268
5. Jakeem Grant (2012-14); 48 returns 1,152
6. Ivory McCann (2001-02); 49 returns 1,101
7. Ben McRoy (2010-11); 40 returns 977
8. Wayne Walker (1985-88); 51 returns 959
9. Johnnie Mack (2003-04); 43 returns 955
10. Rodney Blackshear (1987-91); 37 ret. 899

CAREER RETURN LEADERS

1. Jakeem Grant (2011-15) 87
2. Eric Stephens (2009-12) 82
3. Donny Anderson (1963-65) 56
4. Wayne Walker (1985-88) 51
5. Ivory McCann (2001-02) 49
6. Lawrence Williams (1972-74) 47
7. Johnnie Mack (2003-04) 43
8. Mike Leinert (1965-67) 40
- Ben McRoy (2010-11) 40
10. Tyrone Thurman (1985-88) 37
- Rodney Blackshear (1987-91) 37
- John Norman (1997-00) 37



▲ RODNEY BLACKSHEAR



▲ JOHN NORMAN



▲ ERIC STEPHENS

PREVIEW

RED RAIDERS

STAFF

'22 REVIEW

HISTORY

RECORDS

TEXAS TECH

PUNTING RECORDS

SINGLE-GAME RECORDS

Punts: 36, Charlie Calhoun vs. Centenary (1939)
 Game (Since 1950): 12, Dennis Vance vs. Texas (1984)
 Punting Average: 57.0
 Alex Reyes vs. Baylor (2004); 3 punts for 171 yards
 Longest Punt: 87, Austin McNamara vs. WVU (2020)

LONGEST PUNTS

1.	Austin McNamara vs. West Virginia (2020)	87
2.	R.W. Moyers vs. West Texas State (1945)	85
3.	David Kuykendall vs. Arkansas (1975)	79
4.	Buddy Hill vs. Tulsa (1954)	78
	Ken Vinyard vs. Kansas (1966)	78
	Johnny Odom vs. Boston College (1971)	78
	Mark Bounds vs. Texas (1991)	78
8.	Robert King vs. Rice (1992)	77
	Robert King vs. Texas A&M (1993)	77
10.	Johnny Odom vs. SMU (1970)	76
11.	Johnny Odom vs. Texas (1970)	75
	Maury Buford vs. Texas A&M (1978)	75
	Robert King vs. Wyoming (1992)	75

SINGLE-SEASON RECORDS

Punts: 78, Maury Buford (1981)
 Punting Average: 48.2
 Austin McNamara (2021); 42 punts for 2,023 yards

SINGLE-SEASON AVERAGE LEADERS

1.	Austin McNamara (2021)	48.2
2.	Mark Bounds (1991)	46.8
3.	Austin McNamara (2020)	46.3
4.	Taylor Symmank (2015)	46.0
5.	Alex Reyes (2006)	45.2
6.	Austin McNamara (2019)	45.0
7.	Maury Buford (1981)	44.8
8.	Austin McNamara (2022)	44.3
8.	Maury Buford (1978)	44.1
9.	Ryan Erxleben (2013)	43.0
	Alex Reyes (2003)	43.0
11.	Alex Reyes (2005)	42.8
12.	Robert King (1993)	42.7
13.	Taylor Symmank (2014)	42.6
	Robert King (1992)	42.6

CAREER RECORDS

Punts: 293, Maury Buford (1978-81)
 Punting Average: 43.7
 Taylor Symmank (2012-15); 99 punts for 4,325 yards

CAREER AVERAGE LEADERS

1.	Taylor Symmank (2012-15)	43.7
2.	Alex Reyes (2003-06)	43.3
3.	Maury Buford (1978-81)	43.2
4.	Robert King (1992-93)	42.6
5.	Ryan Erxleben (2009, 2011-13)	41.9
6.	Dominic Panazzolo (2017-18)	41.7
7.	Jeremy Hernandez (1996-98)	40.1
	Jamie Simmons (1986-89)	40.1
9.	Michael Barden (2015-18)	40.0
10.	Brad Cade (1994-95)	39.8
	Clinton Greathouse (2000-02)	39.8
	Eric Rosiles (1999-00)	39.8
	Approaching:	
	Austin McNamara (2019-present)	45.8



▲ **TAYLOR SYMMANK** set the Texas Tech career punting mark after averaging 43.7 yards per attempt during his career from 2012-15. Symmank also ranks second all-time for single-season punting average as he boasted a 46.0 clip during his 2015 senior season.



▲ **ALEX REYES**



▲ **MARK BOUNDS**



▲ **MAURY BUFORD**

PUNT RETURN RECORDS

SINGLE-GAME RECORDS

Returns: 8, Wes Welker vs. New Mexico (2011)
 Yards: 166, Wes Welker vs. Texas A&M (2002)
 Yards by Class:
 Freshman: 106, Tracy Saul vs. Texas (1989)
 Sophomore: 102, Tyrone Thurman vs. Texas (1986)
 Junior: 166, Wes Welker vs. Texas A&M (2002)
 Senior: 145, Leonard Harris vs. TCU (1983)
 Yards per Return: 47.0
 Larry Alford vs. Texas (1968); 3-141 yards
 Touchdowns: 1, several times;
 most recently, Eric Morris at Nevada (2008)
 Longest Texas Tech Punt Return: 96
 Tyrone Thurman vs. Texas (1986)

LONGEST PUNT RETURNS

1. Tyrone Thurman vs. Texas (1986) 96
2. Estil Carnes vs. New Mexico Normal (1931) 90
 Danny Amendola at Kansas State (2004) 90
4. Wes Welker at Texas A&M (2002) 88
5. Eric Morris at Nevada (2008) 86
6. Wes Welker vs. Nebraska (2001) 85
7. Larry Alford vs. Texas (1968) 84
 Leonard Harris vs. TCU (1983) 84
9. Elmer Wilson vs. West Texas State (1951) 80
 John Norman vs. Baylor (1999) 80

SINGLE-SEASON RECORDS

Returns: 57, Wes Welker (2002)
 Yards: 752, Wes Welker (2002)
 Yards by Class:
 Freshman: 419, Tyrone Thurman (1985)
 Sophomore: 444, Tyrone Thurman (1986)
 Junior: 752, Wes Welker (2002)
 Senior: 385, Wes Welker (2003)
 Yards per Return: 13.5
 Tyrone Thurman (1985), 33 for 444 yards
 Touchdowns: 3, Wes Welker (2002)

SINGLE-SEASON YARDAGE LEADERS

1. Wes Welker (2002); 57 returns 752
2. Tyrone Thurman (1986); 33 returns 444
3. Larry Alford (1968); 38 returns 430
4. Tyrone Thurman (1985); 31 returns 419
5. Wes Welker (2003); 33 returns 385
6. Danny Amendola (2006); 41 returns 377
7. Marc Dove (1971); 33 returns 374
8. Danny Amendola (2004); 29 returns 371
9. Leonard Harris (1982); 33 returns 365
10. Wes Welker (2000); 28 returns 353

SINGLE-SEASON RETURN LEADERS

1. Wes Welker (2002) 57
2. Danny Amendola (2006) 41
3. Larry Alford (1968) 38
4. Tyrone Thurman (1987) 35
5. Marc Dove (1971) 33
 Leonard Harris (1982) 33
 Tyrone Thurman (1986) 33
 Wes Welker (2003) 33
9. Larry Alford (1967) 32
 Danny Amendola (2005) 32

CAREER RECORDS

Returns: 152, Wes Welker (2000-03)
 Yards: 1,761, Wes Welker (2000-03)
 Yards per Return: 12.0
 Marc Dove (1969-71), 48 for 576 yards
 Touchdowns: 8, Wes Welker (2000-03)

CAREER YARDAGE LEADERS

1. Wes Welker (2000-03) 1,761
2. Tyrone Thurman (1985-88) 1,466
3. Danny Amendola (2004-07) 1,283
4. Tracy Saul (1989-92) 902
5. Dane Johnson (1994-97) 876
6. Leonard Harris (1981-83) 759
7. Larry Alford (1967-68) 750
8. Marc Dove (1969-71) 576
9. John Norman (1997-00) 513
10. Eric Morris (2005-08) 486

CAREER RETURN LEADERS

1. Wes Welker (2000-03) 152
2. Tyrone Thurman (1985-88) 126
3. Danny Amendola (2004-07) 116
4. Tracy Saul (1989-92) 90
5. Dane Johnson (1994-97) 76
6. Larry Alford (1967-68) 70
7. Leonard Harris (1981-83) 68
8. Cameron Batson (2014-17) 65
9. Austin Zouzalik (2009-12) 55
 Mike Patterson (1976-77) 55
 Eric Morris (2005-08) 55



▲ WES WELKER, seen here at Texas A&M, remains the NCAA FBS record holder after returning eight punts for a touchdown during his Red Raider career from 2000-03.

PREVIEW

RED RAIDERS

STAFF

'22 REVIEW

HISTORY

RECORDS

TEXAS TECH

TEAM RECORDS



▲ Texas Tech has rewritten its offensive record book since the turn of the century with 13 games of at least 700 yards of total offense since the 2000 season. The Red Raiders, led by **PATRICK MAHOMES II**, shattered the school record for total offense with 854 yards in 2016 in a memorable back-and-forth battle with Oklahoma.

SCORING

POINTS

Game:	120, Wayland (1925)
Game since 1950:	80, vs. Sam Houston State (2005)
Most First-Half Points:	52, vs. Indiana State (2005)
Most Second-Half Points:	49, vs. Nebraska (2004)
Most First-Quarter Points:	28, vs. Kansas St. (2015)
	vs. Stephen F. Austin (2013),
	vs. Sam Houston St. (2005),
Most Second-Quarter Points:	35, vs. SMU (1990),
	vs. Indiana State (2005)
Most Third-Quarter Points:	28, vs. TCU (2004),
	vs. Kansas State (2005),
	vs. Northwestern State (2007)
Most Fourth-Quarter Points:	28, at Rice (1986)
	vs. N.C. State (2002)
	at Oklahoma State (2003); vs. Nebraska (2004)
Season - High:	586 (2015)
Season - Low:	245 (1997)

POINTS PER GAME

Season - High:	45.1 (2015); 586 points in 13 games
Season - Low:	22.3 (1997); 245 points in 11 games

TOUCHDOWNS

Game:	12 vs. Wayland (1925)
Game since 1950:	11 vs. Sam Houston State (2005)
Season - High:	79 (2008)
Season - Low:	29 (1998)

PAT'S MADE

Game:	11 vs. Sam Houston State (2005)
Season - High:	77 (2015)
Season - Low:	26 (1997)

FIELD GOALS MADE

Game:	4, 13 times; most recently vs. Baylor (2020)
Season - High:	23 (2013)
Season - Low:	7 (1999); 7 (2004); 7 (2008)

FIELD GOALS ATTEMPTED

Season - High:	28 (1998), 19-of-28
Season - Low:	13 (1999) 7-of-13; 13 (2008), 7-of-13

FIELD GOAL PERCENTAGE

Season:	93.8 (2021); 15-of-16
---------	-----------------------

MISCELLANEOUS

Most Two-Point PATs Made:	5
	1994, 5-of-8; 2002, 5-of-7
Most Two-Point PAT Attempts:	8
	1990, 4-of-8; 1994, 5-of-8
Largest Deficit Erased:	31
	vs. Minnesota (2006 Insight Bowl; Bowl Record)
	trailed 38-7 with 7:47 to play in the third quarter
Quickest Score into a Game:	17 seconds
	vs. North Texas (1988); Tolliver 73-yard pass to Walker
Most Safeties:	3 (1992)

TOP SCORING GAMES

1. vs. Wayland (1925)	120
2. vs. Sam Houston State (2005)	80
3. vs. Trinity (1932)	79
4. vs. Northwestern State (2007)	75
5. vs. New Mexico A&M (1953)	71
6. vs. TCU (2004)	70
	vs. Nebraska (2004)
7. vs. Nebraska (2004)	70
8. vs. UTEP (2015)	69
	vs. Stephen F. Austin (2016)
9. vs. Kansas State (2009)	66
10. vs. Iowa State (2015)	66

PASSING

ATTEMPTS

Game - High:	88 vs. Oklahoma (2016)
Game - Low:	10 vs. Texas (1997)
Season - High:	780 (2003)
Season - Low:	270 (1999)

COMPLETIONS

Game - High:	52, vs. Iowa State (2003),
	vs. Oklahoma (2016)
Game - Low:	3 vs. Texas (1997)
Season - High:	544 (2007)
Season - Low:	119 (1996)

COMPLETION PERCENTAGE

Game - High (min. 20 att.):	90.0
	at New Mexico (2011); 45-of-50
Game - Low (min. 20 att.):	24.0
	vs. Missouri (1995); 6-of-25
Season - High:	71.3 (2007); 544-of-763
Season - Low:	43.8 (1996)

YARDS

Game - High:	734, vs. Oklahoma (2016)
Game - Low:	42 vs. Rice (1989)
Season - High:	6,179 (2003)
Season - Low:	1,723 (1996)

YARDS PER COMPLETION

Game - High:	28.7 vs. Oklahoma (1999); 259 yards
Game - Low:	6.6 vs. Kansas State (1997)

TOUCHDOWNS

Game:	8, vs. Texas A&M (2003); at Baylor (2003);
	vs. Northwestern State (2007); vs. Rice (2009);
	vs. Kansas State (2009), vs. Kansas (2016)
Season:	53 (2003)

INTERCEPTIONS THROWN

Game:	5 vs. Rice (1990); vs. Colorado (2003)
Season - High:	30 (1938)
Season - Low:	6 (1996, 1997)

TOP 10 PASSING GAMES

1. vs. Oklahoma (2016)	734
2. vs. Kansas State (2005)	669
3. at Mississippi (2003)	661
4. vs. Sam Houston State (2005)	650
5. at Oklahoma State (2007)	646
6. vs. Baylor (2014)	609
7. vs. Texas A&M (2003)	605
8. at N.C. State (2003)	586
	vs. Baylor (2016)
9. vs. Baylor (2016)	586
10. at Baylor (2003)	580

RUSHING

RUSHES

Game - High:	73 vs. Arizona (1989)
Game - Low:	7 at Texas (2007)

YARDS

Game - High:	620 vs. Trinity (1939)
Game - Low:	-17 vs. Texas (2004)
Season - High:	3,342 (1932)
Season High Since 1950:	2,505 (1989)
Season - Low:	771 (2007)

TEAM RECORDS

TOUCHDOWNS

Game:	12
	vs. Wayland (1925), vs. Trinity (1932)
Game Since 1950:	7, vs. Lamar (2018)
Season:	30 (1993)

YARDS PER RUSH

Season - High:	7.7 (1989); 581 rush for 2,505 yards
Season - Low:	3.1 (2007); 246 rush for 771 yards

TOTAL OFFENSE

PLAYS

Game - High:	111 vs. Iowa State (2003)
Game - Low:	46 vs. Nebraska (1997)
Season - High:	1,155 (2002)
Season - Low:	732 (1997)

YARDS

Game - High:	1,271 vs. Wayland (1925)
Game High Since 1950:	854, vs. Oklahoma (2016)
Game - Low:	93 vs. Miami (1990)
Season - High:	7,576 (2003)
Season - Low:	3,401 (1997)

TOP 10 GAMES SINCE 1950

1.	vs. Oklahoma (2016)	854
2.	vs. Iowa State (2015)	776
3.	vs. Iowa State (2003)	775
4.	vs. Sam Houston State (2005)	770
5.	vs. Stephen F. Austin (2016)	758
6.	vs. Kansas State (2009)	739
7.	vs. Stephen F. Austin (2013)	731
8.	at Oklahoma State (2007)	718
9.	at Baylor (2003)	716
10.	at Mississippi (2003)	713

PENALTIES

PENALTIES

Game - High:	25 vs. Rice (1970)
Game - Low:	1 vs. Rice (1991), vs. Texas A&M (1992), vs. Arkansas (1988), at TCU (2016), at Kansas (2021)
Season - High:	120 (2009)
Season - Low:	28 (1961)

YARDS PENALIZED

Game - High:	183 at Rice (2007)
Game - Low:	5 vs. Texas A&M (1992), vs. Arkansas (1988), at TCU (2016), at Kansas (2021)
Season - High:	1,070 (2014)

FIRST DOWNS

FIRST DOWNS

Game - High:	45 vs. Iowa State (2003)
Game - Low:	6 vs. Kansas State (1997), vs. Nebraska (1997)
Season - High:	418 (2003)
Season - Low:	186 (1999)

TURNOVERS

TURNOVERS

Game:	8 vs. Rice (1990)
Season - High:	38 (1990)
Season - Low:	13 (2016)

FUMBLES

Game:	8 vs. Texas A&M (1991)
Season - High:	35 (1990)
Season - Low:	15 (2001)

FUMBLES LOST

Game:	5 vs. New Mexico (1994)
Season - High:	21 (1990)
Season - Low:	5 (2000, 2001)

INTERCEPTIONS THROWN

Game:	5 vs. Rice (1990); vs. Colorado (2003); vs. Oklahoma (2003)
Season - High:	23 (2003)
Season - Low:	6 (1996, 1997)

TURNOVER MARGIN

Season - High:	+12 (1991, 1993, 1997)
Season - Low:	-14 (2013)

PUNTING

PUNTS

Game:	39 vs. Centenary (1939)
Game Since 1950:	14 vs. Kansas State (1996)
Season - High:	78 (1981)
Season - Low:	26 (2008)

PUNTING AVERAGE

Game - High:	57.0, vs. Baylor (2004); 3 punts for 171 yards
Game - Low:	24.4, at Oklahoma (2002); 5 punts for 122 yards
Season - High:	48.2 (2021)
Season - Low:	35.6 (2007)

PUNT RETURNS

RETURNS

Returns (Game):	22 vs. Centenary (1939)
Game Since 1950:	13 vs. Iowa State (1967)
Returns (Season):	59 (2002)
Yards (Season):	766 (2002)
Yards Per Return (Season):	12.9 (2002)
Touchdowns (Season):	3 (2002)

KICK RETURNS

RETURNS

Most Kickoff Returns (Season):	59 (2010, 2011)
Most Kickoff Return Yards (Season):	1,319 (2010)
Highest Kickoff Return Avg. (Season):	24.4 (2009)
Kickoff Return Touchdowns (Season):	2 (1953, 2012, 2015)

DEFENSE

RUSH DEFENSE

Fewest Yards Allowed (Game):	-45
	vs. Arizona (1933)
Fewest Yards Allowed (Since 1950):	-13
	vs. SMU (1992)
Fewest Yards Allowed (Season):	871 (1932)

PASS DEFENSE

Fewest Yards Allowed (Game):	0
	vs. Centenary (1939), vs. Texas A&M (1954), vs. Oklahoma State (1974), vs. Arkansas (1974)
Fewest Yards Allowed (Season):	1,623 (1994)

TOTAL DEFENSE

Fewest Yards Allowed (Game):	84
	vs. Northwestern State (2012)
Fewest Yards Allowed (Season):	3,421 (1994)

SACKS

Most Sacks (Game):	8 vs. SMU (1993)
Most Sacks (Season):	41 (2009)
Most Yards Lost by Sacks (Game):	61
	vs. SMU (1994)
Most Yards Lost by Sacks (Season):	265
	(1997, 2009)

TAKEAWAYS

Most Takeaways (Game):	7
	Houston (1993), Nebraska (2004)
Most Takeaways (Season):	35 (1989)
Most Opponent Fumbles (Game):	8, Baylor (1990)
Most Opponent Fumbles (Season):	36 (2007)
Most Opponent Fumbles Lost (Game):	4
	Ohio State (1990), TCU (1993); Texas State (2011)
Most Opponent Fumbles Lost (Season):	16
	(1989, 1993)
Most Interceptions (Game):	6
	vs. New Mexico (1946), vs. Rice (1968), vs. Houston (1993)
Most Interceptions (Season):	30 (1938)
Most Interception Return Yards (Game):	160
	vs. TCU (1990)
Most Interception Return Yards (Season):	366
	(1990)
Most Interception Returns for TDs (Game):	2
	vs. Oklahoma State (2000)
Most Interception Returns for TDs (Season):	3
	(1994, 2001, 2008)

PREVIEW

RED RAIDERS

STAFF

'22 REVIEW

HISTORY

RECORDS

TEXAS TECH

YEAR-BY-YEAR LEADERS

PASSING LEADERS

Year	Player	Comp	Att	Yards
2022	Donovan Smith	146	221	1,505
2021	Henry Colombi	96	149	1,291
2020	Alan Bowman	150	232	1,602
2019	Jett Duffey	239	367	2,840
2018	Alan Bowman	227	327	2,638
2017	Nic Shimonek	328	493	3,963
2016	Patrick Mahomes II	388	591	5,052
2015	Patrick Mahomes II	364	573	4,653
2014	Davis Webb	211	345	2,539
2013	Davis Webb	226	361	2,718
2012	Seth Doege	380	541	4,205
2011	Seth Doege	398	621	4,004
2010	Taylor Potts	369	551	3,726
2009	Taylor Potts	309	470	3,440
2008	Graham Harrell	442	626	5,111
2007	Graham Harrell	512	713	5,705
2006	Graham Harrell	412	617	4,555
2005	Cody Hodges	353	511	4,238
2004	Sonny Cumbie	421	642	4,742
2003	B.J. Symons	470	719	5,833
2002	Kliff Kingsbury	479	712	5,017
2001	Kliff Kingsbury	365	529	3,502
2000	Kliff Kingsbury	362	585	3,418
1999	Rob Peters	105	211	1,437
1998	Rob Peters	96	183	1,269
1997	Zebbie Lethridge	134	261	1,622
1996	Zebbie Lethridge	117	267	1,686
1995	Zebbie Lethridge	136	281	1,885
1994	Zebbie Lethridge	132	261	1,596
1993	Robert Hall	216	341	2,894
1992	Robert Hall	111	219	1,645
1991	Robert Hall	111	220	1,788
1990	Robert Hall	110	217	1,581
1989	Jamie Gill	105	196	1,464
1988	Billy Joe Tolliver	190	354	2,869
1987	Billy Joe Tolliver	97	196	1,422
1986	Billy Joe Tolliver	145	333	1,620
1985	Billy Joe Tolliver	61	124	863
1984	Aaron Keesee	70	140	755
1983	Jim Hart	108	216	1,216
1982	Jim Hart	107	227	1,081
1981	Ron Reeves	109	254	1,376
1980	Ron Reeves	115	228	1,461
1979	Ron Reeves	51	120	656
1978	Ron Reeves	77	161	1,195
1977	Rodney Allison	50	83	589
1976	Rodney Allison	83	139	1,458
1975	Tommy Duniven	72	125	1,038
1974	Tommy Duniven	43	82	552
1973	Joe Barnes	73	125	978
1972	Joe Barnes	86	168	1,142
1971	Jimmy Carmichael	38	80	423
1970	Charles Napper	86	155	979
1969	Charles Napper	65	153	901
1968	Joe Matulich	73	125	864
1967	John Scovell	44	114	470
1966	John Scovell	107	232	1,323
1965	Tom Wilson	172	283	2,119
1964	Tom Wilson	65	119	777
1963	James Ellis	39	69	536
1962	Richard Mahan	26	67	260
1961	Doug Cannon	37	77	442
1960	Glen Amerson	33	88	464
1959	Ken Talkington	65	116	603
1958	Jerry Bell	48	99	435
1957	Jerry Bell	37	77	489
1956	Buddy Hill	24	52	326
1955	Buddy Hill	33	60	481
1954	Jerry Johnson	27	61	569
1953	Jack Kirkpatrick	22	46	343
1952	Jerry Johnson	48	109	702
1951	Junior Arterburn	39	87	622

RUSHING LEADERS

Year	Player	Rushes	Yards	Ypr
2022	Tahj Brooks	147	691	4.7
2021	Tahj Brooks	87	568	6.5
2020	SaRodorick Thompson	109	610	5.6
2019	SaRodorick Thompson	160	765	4.8
2018	Jett Duffey	79	369	4.7
2017	Justin Stockton	132	797	6.0
2016	Da'Leon Ward	103	428	4.2
2015	DeAndre Washington	233	1,492	6.4
2014	DeAndre Washington	188	1,103	5.9
2013	Kenny Williams	125	497	4.0
2012	Kenny Williams	143	824	5.8
2011	Eric Stephens	108	565	5.2
2010	Baron Batch	177	816	4.6
2009	Baron Batch	168	884	5.3
2008	Baron Batch	113	758	6.7
2007	Shannon Woods	84	439	5.2
2006	Shannon Woods	152	926	6.1
2005	Taurean Henderson	148	872	5.9
2004	Taurean Henderson	162	840	5.2
2003	Taurean Henderson	124	736	5.9
2002	Taurean Henderson	153	793	5.2
2001	Ricky Williams	142	726	5.1
2000	Ricky Williams	127	421	3.3
1999	Shaud Williams	112	658	5.9
1998	Ricky Williams	306	1,582	5.2
1997	Ricky Williams	201	894	4.4
1996	Byron Hanspard	339	2,084	6.1
1995	Byron Hanspard	248	1,374	5.5
1994	Byron Hanspard	173	761	4.4
1993	Byron Morris	298	1,752	5.9
1992	Byron Morris	242	1,279	5.3
1991	Byron Morris	98	514	5.2
1990	Anthony Lynn	224	884	3.9
1989	James Gray	263	1,509	5.7
1988	James Gray	172	938	5.5
1987	James Gray	199	1,006	5.1
1986	James Gray	108	613	5.7
1985	James McGowen	107	479	4.5
1984	Timmy Smith	164	711	4.3
1983	Robert Lewis	175	750	4.3
1982	Anthony Hutchison	204	796	3.9
1981	Anthony Hutchison	100	545	5.5
1980	Wes Hightower	126	515	4.1
1979	James Hadnot	273	1,371	5.0
1978	James Hadnot	251	1,369	5.5
1977	Billy Taylor	209	931	4.5
1976	Larry Isaac	145	685	4.7
1975	Larry Isaac	151	751	5.0
1974	Larry Isaac	155	671	4.3
1973	Joe Barnes	135	568	4.2
1972	George Smith	107	740	6.9
1971	Doug McCutchen	131	548	4.1
1970	Doug McCutchen	227	1,068	4.7
1969	Danny Hardaway	159	483	3.0
1968	Roger Freeman	129	471	3.6
1967	Mike Leinert	163	689	4.2
1966	Mike Leinert	102	495	4.9
1965	Donny Anderson	169	705	4.2
1964	Donny Anderson	211	966	4.6
1963	Donny Anderson	146	609	4.2
1962	Roger Gill	61	379	6.2
1961	Coolidge Hunt	128	486	3.8
1960	Coolidge Hunt	127	527	4.1
1959	Carl Gattlin	49	211	4.3
1958	Ronnie Rice	67	263	3.9
1957	Ronnie Rice	67	426	6.4
1956	Doug Duncan	67	360	5.4
1955	Don Schmidt	105	508	4.9
1954	Lonnie Graham	50	457	9.1
1953	Bobby Cavazos	97	747	7.7
1952	Bobby Cavazos	124	674	5.4
1951	Bobby Cavazos	138	706	5.0

RECEIVING LEADERS

Year	Player	Rec	Yards	TD
2022	Jerand Bradley, WR	51	744	6
2021	Erik Ezukanma, WR	48	705	4
2020	Erik Ezukanma, WR	46	748	6
2019	Erik Ezukanma, WR	42	664	4
2018	Antoine Wesley, WR	88	1,410	9
2017	Keke Coutee, WR	93	1,429	10
2016	Jonathan Giles, WR	69	1,158	13
2015	Jakeem Grant, WR	90	1,268	10
2014	Jakeem Grant, WR	67	938	7
2013	Jace Amaro, TE	106	1,352	7
2012	Eric Ward, WR	82	1,053	12
2011	Eric Ward, WR	84	800	11
2010	Lyle Leung, WR	74	926	19
2009	Detron Lewis, WR	65	844	6
2008	Michael Crabtree, WR	97	1,165	19
2007	Michael Crabtree, WR	134	1,962	22
2006	Joel Filani, WR	91	1,300	13
2005	Joel Filani, WR	65	1,048	8
2004	Jarrett Hicks, WR	76	1,177	13
2003	Wes Welker, WR	97	1,099	9
2002	Taurean Henderson, RB	98	633	6
2001	Ricky Williams, RB	92	617	4
2000	Tim Baker, IR	69	765	10
1999	Sammy Morris, TB	23	386	2
1998	Donnie Hart, SE	48	871	7
1997	Malcolm McKenzie, FL	42	462	2
1996	Donnie Hart, SE	22	494	4
1995	Byron Hanspard, RB	35	474	7
1994	Sheldon Bass, SE	34	400	2
1993	Lloyd Hill, SE	57	794	6
1992	Lloyd Hill, SE	76	1,261	12
1991	Rodney Blackshear, SE	30	649	5
1990	Rodney Blackshear, SE	44	973	9
1989	Travis Price, SE	23	389	5
1988	Tyrone Thurman, FL	48	726	4
1987	Wayne Walker, FL	32	659	5
1986	Wayne Walker, SE	38	717	6
1985	Wayne Walker, SE	26	447	1
1984	Buzz Tatom, TE	20	312	2
1983	Leonard Harris, SE	35	506	2
1982	Leonard Harris, E	30	366	2
1981	Renie Baker, WB	28	453	1
1980	Renie Baker, E	40	625	2
1979	Howie Lewis, E	24	317	3
1978	Brian Nelson, E	26	443	3
1977	Billy Taylor, RB	30	186	0
1976	Sammy Williams, E	32	601	2
1975	Sammy Williams, E	32	601	3
1974	Lawrence Williams, E	27	477	6
1973	Andre Tillman, E	26	428	5
1972	Andre Tillman, E	21	285	0
1971	Johnny Odom, E	20	242	0
1970	Johnny Odom, E	26	331	4
1969	Johnny Odom, E	23	320	4
1968	Bobby Allen, E	35	546	4
1967	Larry Gilbert, E	35	491	3
1966	Larry Gilbert, E	52	767	4
1965	Donny Anderson, RB	60	797	7
1964	Donny Anderson, RB	32	396	4
1963	David Parks, E	32	499	4
1962	David Parks, E	32	399	1
1961	Bob Witucki, E	26	335	0
1960	Dick Poulton, E	13	155	3
1959	Bake Turner, E	22	444	3
1958	Floyd Dellinger, RB	20	213	1
1957	Jimmy Knox, RB	14	201	3
1956	Ken Vakey, E	14	180	1
1955	Ken Vakey, E	13	186	1
1954	Dean White, E	10	252	4
1953	Bobby Cavazos, RB	9	116	0
1952	Don Lewis, RB	11	165	1
1951	Jim Turner, RB	13	197	3

YEAR-BY-YEAR LEADERS

PREVIEW

RED RAIDERS

STAFF

'22 REVIEW

HISTORY

RECORDS

TEXAS TECH

TOTAL OFFENSE LEADERS

Year	Player	Plays	Pass	Rush	Total
2022	Donovan Smith, QB	297	1,505	116	1,621
2021	Henry Colombi, QB	185	1,291	66	1,357
2020	Alan Bowman, QB	242	1,602	3	1,605
2019	Jett Duffey, QB	439	2,840	212	3,052
2018	Alan Bowman, QB	356	2,638	-26	2,612
2017	Nic Shimonek, QB	552	3,963	-66	3,897
2016	Patrick Mahomes, QB	722	5,052	285	5,337
2015	Patrick Mahomes, QB	704	4,653	456	5,109
2014	Davis Webb, QB	362	2,539	16	2,555
2013	Davis Webb, QB	386	2,718	-12	2,706
2012	Seth Doege, QB	589	4,205	59	4,264
2011	Seth Doege, QB	635	4,004	46	4,050
2010	Taylor Potts, QB	584	3,726	4	3,730
2009	Taylor Potts, QB	494	3,440	-166	3,274
2008	Graham Harrell, QB	667	5,111	-15	5,096
2007	Graham Harrell, QB	751	5,705	-91	5,614
2006	Graham Harrell, QB	649	4,555	-66	4,489
2005	Cody Hodges, QB	640	4,238	191	4,429
2004	Sonny Cumbie, QB	694	4,742	-151	4,575
2003	B.J. Symons, QB	740	5,833	143	5,976
2002	Kliff Kingsbury, QB	814	5,017	-114	4,903
2001	Kliff Kingsbury, QB	595	3,502	-48	3,454
2000	Kliff Kingsbury, QB	663	3,481	19	3,477
1999	Rob Peters, QB	279	1,437	23	1,460
1998	Ricky Williams, RB	306	0	1,582	1,582
1997	Zebbie Lethridge, QB	368	1,622	133	1,755
1996	Byron Hanspard, QB	339	0	2,084	2,084
1995	Zebbie Lethridge, QB	403	1,885	137	2,022
1994	Zebbie Lethridge, QB	371	1,596	289	1,885
1993	Robert Hall, QB	442	2,894	145	3,039
1992	Robert Hall, QB	300	1,645	107	1,752
1991	Robert Hall, QB	311	1,788	278	2,066
1990	Robert Hall, QB	288	1,581	51	1,632
1989	James Gray, RB	263	0	1,509	1,509
1988	Billy Joe Tolliver, QB	409	2,869	-182	2,687
1987	Billy Joe Tolliver, QB	216	1,422	-69	1,353
1986	Billy Joe Tolliver, QB	366	1,602	-33	1,569
1985	Billy Joe Tolliver, QB	159	863	3	866
1984	Timmy Smith, RB	165	32	711	743
1983	Jim Hart, QB	319	1,216	208	1,424
1982	Jim Hart, QB	363	1,081	215	1,296
1981	Ron Reeves, QB	357	1,376	-45	1,331
1980	Ron Reeves, QB	395	1,461	127	1,588
1979	Ron Reeves, QB	250	565	353	1,019
1978	Ron Reeves, QB	331	1,195	411	1,606
1977	Rodney Allison, QB	160	589	153	742
1976	Rodney Allison, QB	279	1,458	523	1,981
1975	Tommy Duniven, QB	199	1,038	266	1,304
1974	Larry Isaac, RB	155	0	671	671
1973	Joe Barnes, QB	270	978	568	1,546
1972	Joe Barnes, QB	316	1,142	510	1,652
1971	Doug McCutchen, RB	131	0	548	548
1970	Charles Napper, QB	227	0	1,068	1,068
1969	Charles Napper, QB	214	901	27	928
1968	Joe Matulich, QB	246	864	186	1,050
1967	John Scovell, QB	195	470	438	908
1966	John Scovell, QB	344	1,323	280	1,603
1965	Tom Wilson, QB	328	2,119	-69	2,050
1964	Donny Anderson, RB	214	0	966	966
1963	Donny Anderson, RB	147	0	609	609
1962	Kenneth Gill, RB	61	0	379	379
1961	Johnny Lovelace, QB	158	359	282	641
1960	Glen Amerson, QB	139	464	123	587
1959	Glen Amerson, QB	122	458	154	612
1958	Ronnie Rice, RB	77	66	263	329
1957	Jerry Bell, QB	127	489	175	664
1956	Don Williams, QB	128	191	201	392
1955	Don Schmidt, RB	105	0	508	508
1954	Jerry Johnson, QB	136	569	312	881
1953	Bobby Cavazos, RB	100	32	757	789
1952	Jerry Johnson, QB	232	702	325	1,027

SCORING LEADERS

Year	Player	TD	PAT	FG	Cv	Pts
2022	Trey Wolff, K	0	41	21	0	94
2021	Jonathan Garibay, K	0	49	15	0	104
2020	SaRodorick Thompson, RB	8	0	0	0	48
2019	Trey Wolff, K	0	40	20	0	100
2018	Clayton Hatfield, K	0	55	17	0	106
2017	Keke Coutee, WR	11	0	0	0	66
2016	Clayton Hatfield, K	0	65	13	0	104
2015	DeAndre Washington, RB	16	0	0	0	96
2014	Ryan Bustin, K	0	42	10	0	72
2013	Ryan Bustin, K	0	52	23	0	121
2012	Ryan Bustin, K	0	59	17	0	110
2011	Donnie Carona, K	0	50	14	0	92
2010	Lyle Leong, WR	19	0	0	0	114
2009	Matt Williams, K	0	60	11	0	93
2008	Michael Crabtree, WR	19	0	0	0	113
2007	Michael Crabtree, WR	22	0	0	0	132
2006	Alex Trlica, K	0	51	15	0	96
2005	Taurean Henderson, RB	22	0	0	0	132
2004	Taurean Henderson, RB	18	0	0	0	108
2003	Taurean Henderson, RB	16	0	0	0	96
2002	Robert Treece, K	0	54	13	0	93
2001	Ricky Williams, RB	18	0	0	0	108
2000	Chris Birkholz, K	0	35	12	0	71
1999	Chris Birkholz, K	0	30	7	0	51
1998	Ricky Williams, RB	13	0	0	0	78
1997	Zebbie Lethridge, QB	7	0	0	1	44
1996	Byron Hanspard, RB	14	0	0	0	84
1995	Byron Hanspard, RB	18	0	0	0	108
1994	Jon Davis, K	0	28	9	0	55
1993	Byron Morris, RB	22	0	0	1	134
1992	Lloyd Hill, WR	12	0	0	0	72
1991	Lin Elliott, K	0	34	17	0	85
1990	Lin Elliott, K	0	32	14	0	74
1989	James Gray, RB	20	0	0	0	120
1988	James Gray, RB	15	0	0	0	90
1987	James Gray, RB	13	0	0	0	78
1986	Scott Segrist, K	0	25	13	0	64
1985	Marc Mallery, K	0	25	6	0	43
1984	Ricky Gann, K	0	17	17	0	68
1983	Ricky Gann, K	0	15	11	0	48
1982	Ricky Gann, K	0	14	13	0	53
1981	Anthony Hutchison, RB	6	0	0	0	36
1980	Wes Hightower, RB	6	0	0	0	36
1979	Bill Adams, K	0	10	17	0	61
1978	Bill Adams, K	0	26	16	0	74
1977	Billy Taylor, WR	13	0	0	0	78
1976	Brian Hall, K	0	33	15	0	78
1975	Brian Hall, K	0	24	8	0	48
1974	Larry Isaac, RB	8	0	0	0	48
1973	Larry Isaac, RB	10	0	0	0	60
1972	N/A					
1971	N/A					
1970	N/A					
1969	N/A					
1968	Roger Freeman, RB	12	0	0	0	72
1967	Mike Leinert, RB	9	0	0	0	54
1966	John Scovell, QB	6	0	0	1	38
1965	Donny Anderson, RB	17	0	0	0	102
1964	Donny Anderson, RB	7	0	0	0	42
1963	H.L. Daniels, K	0	15	8	0	39
1962	Coolidge Hunt, RB	4	0	0	0	24
1961	H.L. Daniels, K	0	11	5	0	32
1960	Glen Amerson, QB	3	11	1	0	26
1959	Ken Talkington, QB	6	0	3	0	45
1958	Jerry Bell, QB	3	2	1	0	23
1957	Jerry Bell, QB	4	7	0	0	31
1956	Don Williams, QB	3	10	0	0	28
1955	Don Schmidt, RB	7	0	0	0	42
1954	Ronnie Herr, RB	8	0	0	0	48
1953	Bobby Cavazos, RB	13	2	0	0	80
1952	Bobby Cavazos, RB	10	0	0	0	60

ALL-PURPOSE LEADERS

Year	Player	Rush	Rec	PR	KR	Total	
2022	Xavier White	5	572	15	316	908	
2021	Erik Ezukanma	138	705	0	0	843	
2020	Erik Ezukanma	0	748	0	0	748	
2019	SaRodorick Thompson	765	154	0	0	919	
2018	Antoine Wesley	-2	1,410	0	0	1,408	
2017	Keke Coutee	15	1,429	0	315	1,759	
2016	Jonathan Giles	0	1,158	0	0	1,158	
2015	Jakeem Grant	68	1,268	0	1,017	2,353	
2014	Jakeem Grant	35	938	0	525	1,488	
2013	Jace Amaro	0	1,352	0	0	1,352	
2012	Eric Ward	6	1,053	0	0	1,059	
2011	Ben McCoy	10	11	0	899	920	
2010	Eric Stephens	668	212	0	0	1,071	1,951
2009	Baron Batch	884	395	0	0	1,279	
2008	Michael Crabtree	1	1,165	0	50	1,216	
2007	Michael Crabtree	0	1,962	0	16	1,978	
2006	Shannon Woods	926	572	0	310	1,808	
2005	Taurean Henderson	872	559	0	0	1,431	
2004	Jarrett Hicks	20	1,177	0	0	1,197	
2003	Wes Welker	146	1,099	385	20	1,650	
2002	Wes Welker	244	1,054	752	5	2,055	
2001	Ricky Williams	72	617	0	7	1,350	
2000	Wes Welker	726	334	353	306	1,665	
1999	Sammy Morris	562	386	0	0	948	
1998	Ricky Williams	1,582	176	0	0	1,758	
1997	Ricky Williams	894	130	0	212	1,236	
1996	Byron Hanspard	2,084	192	0	0	2,276	
1995	Byron Hanspard	1,374	474	0	0	1,848	
1994	Byron Hanspard	761	230	0	0	991	
1993	Byron Morris	1,752	150	0	0	1,902	
1992	Byron Morris	1,279	112	0	0	1,391	
1991	Rodney Blackshear	0	649	0	164	813	
1990	Rodney Blackshear	0	973	0	621	1,594	
1989	James Gray	1,509	152	0	0	1,661	
1988	Tyrone Thurman	28	726	280	535	1,541	
1987	James Gray	1,006	171	0	0	1,177	
1986	Wayne Walker	46	717	0	343	1,106	
1985	Wayne Walker	208	447	0	328	983	
1984	Timothy Smith	711	94	0	0	805	
1983	Leonard Harris	123	506	346	356	1,331	
1982	Leonard Harris	56	366	365	235	1,022	
1981	Renie Baker	70	453	41	101	665	
1980	Renie Baker	0	625	6	164	795	
1979	James Hadnot	1,371	93	0	0	1,464	
1978	James Hadnot	1,369	152	0	0	1,521	
1977	Billy Taylor	931	186	0	0	1,117	
1976	Sammy Williams	301	601	0	0	902	
1975	Larry Isaac	751	191	0	31	973	
1974	Lawrence Williams	87	477	0	284	848	
1973	Lawrence Williams	77	233	35	491	836	
1972	George Smith	740	193	159	0	1,092	
1971	Doug McCutchen	548	80	0	122	750	
1970	Doug McCutchen	1,063	103	0	5	1,217	
1969	Danny Hardaway	483	165	0	11	659	
1968	Bobby Allen	17	546	0	103	666	
1967	Mike Leinert	689	76	0	404	1,169	
1966	Mike Leinert	495	165	0	366	1,026	

YEAR-BY-YEAR LEADERS

TACKLES LEADERS

Year	Player	Gms	Tackles
1996	Robert Johnson	11	100
1997	Dane Johnson	11	113
1998	Kyle Shipley	11	112
1999	Kevin Curtis	11	153
2000	Lawrence Flugence	12	156
2001	Lawrence Flugence	11	145
2002	Lawrence Flugence	14	193
2003	Ryan Aycock	13	101
2004	Mike Smith	12	83
	Khalid Naziruddin	12	83
2005	Dwayne Slay	12	114
2006	Brock Stratton	13	88
2007	Joe Garcia	13	92
2008	Brian Duncan	13	94
2009	Biran Duncan	12	80
2010	Bront Bird	11	92
2011	Cody Davis	11	93
2012	Cody Davis	13	101
2013	Will Smith	13	120
2014	Pete Robertson	12	81
2015	Micah Awe	13	126
2016	Jordyn Brooks	12	86
2017	Dakota Allen	13	102
2018	Jordyn Brooks	12	84
2019	Jordyn Brooks	11	108
2020	Krishon Merriweather	9	75
2021	Colin Schooler	13	106
2022	Krishon Merriweather	13	112

INTERCEPTION LEADERS

Year	Player	Gms	INT-Yards
1996	Robert Johnson	11	3-57
	Tony Darden	11	3-18
1997	Four players	-	2
1998	Reagan Bownds	11	2-30
	Oscar Solis	11	2-0
1999	Kevin Curtis	11	3-47
2000	Antwan Alexander	11	4-46
2001	Kevin Curtis	11	4-19
	Ryan Aycock	11	4-63
2002	Joselio Hanson	14	3-67
	Vincent Meeks	12	3-37
2003	Ryan Aycock	13	6-109
2004	Adell Duckett	12	2-60
	Dwayne Slay	11	2-33
2005	Vincent Meeks	10	3-16
2006	Darcel McBath	13	3-66
2007	Jamar Wall	13	5-9
2008	Darcel McBath	13	7-97
2009	Laron Moore	12	2-20
2010	Jarv Phillips	11	4-114
2011	D.J. Johnson	12	2-40
2012	Davis Cody	13	3-88
2013	J.J. Gaines	5	2-59
	Pete Robertson	13	2-21
2014	J.J. Gaines	10	2-0
2015	J.J. Gaines	13	4-60
2016	Jah'Shawn Johnson	12	2-15
2017	Justus Parker	13	4-114
2018	Adrian Frye	12	5-55
2019	Douglas Coleman III	12	8-79
2020	Zech McPhearson	10	4-21
2021	Dadrion Taylor-Demerson	12	3-4
2022	Dadrion Taylor-Demerson	13	3-0

Editor's Note: Records listed are only from the Big 12 Conference era.

SACK LEADERS

Year	Player	Gms	Sack-Yards
1996	Tony Daniels	11	11.0-38
1997	Montae Reagar	11	10.5-75
1998	Montae Reagar	11	7.0-46
1999	Taurus Rucker	11	6.0-42
2000	Aaron Hunt	12	8.0-27
2001	Aaron Hunt	11	12.0-83
2002	Aaron Hunt	14	9.0-57
2003	Adell Duckett	13	14.0-93
2004	Keyunta Dawson	12	6.5-51
2005	John Saldi	12	3.0-15
	Brett Bischofberger	11	3.0-20
2006	Keyunta Duckett	13	6.0-32
2007	Brandon Williams	13	6.0-45
2008	Brandon Williams	13	13.0-104
2009	Brandon Sharpe	11	15.0-104
2010	Brian Duncan	11	7.0-32
2011	Scott Smith	8	5.5-34
2012	Dartwan Bush	13	6.0-37
	Kerry Hyder	13	6.0-29
2013	Will Smith	13	4.5-25
2014	Pete Robertson	12	12.0-67
2015	Gary Moore	10	3.0-11
2016	Kris Williams	11	5.0-38
2017	Eli Howard	13	5.5-36
2018	Kolin Hill	12	5.0-39
2019	Eli Howard	12	5.0-37
2020	Colin Schooler	9	3.5-15
2021	Tyree Wilson	13	7.0-58
2022	Tyree Wilson	10	7.0-47

TFL LEADERS

Year	Player	Gms	TFL-Yards
1996	Tony Daniels	11	18.0-85
1997	Montae Reagar	11	21.5-106
1998	Montae Reagar	11	26.0-97
1999	Taurus Rucker	11	8.0-48
	Keith Cockrum	11	8.0-31
2000	Dorian Pitts	12	16.0-74
2001	Aaron Hunt	11	19.0-63
2002	Aaron Hunt	14	19.5-77
2003	Adell Duckett	13	24.5-123
2004	Keyunta Dawson	12	9.0-67
2005	John Saldi	12	8.5-30
2006	Keyunta Dawson	13	9.5-38
2007	Brandon Williams	13	12.5-67
2008	Brandon Williams	13	15.5-123
2009	Brandon Sharpe	11	16.0-106
2010	Brian Duncan	11	12.0-50
2011	Terr Bullitt	12	9.5-40
2012	Kerry Hyder	13	14.0-47
2013	Kerry Hyder	13	11.5-37
2014	Pete Robertson	12	14.5-74
2015	Pete Robertson	12	13.5-40
2016	Kris Williams	11	6.0-39
2017	Eli Howard	13	8.5-47
2018	Jordyn Brooks	12	7.5-36
2019	Jordyn Brooks	11	20.0-67
2020	Riko Jeffers	9	8.5-20
2021	Tyree Wilson	13	13.5-76
2022	Tyree Wilson	10	14.0-68



▲ **JORDYN BROOKS** joins **LAWRENCE FLUGENCE** as the only two Red Raiders in the Big 12 era to lead the team in tackles over three different seasons. Brooks ended his career in 2019 and is now with the Seattle Seahawks.



▲ **CODY DAVIS** remains one of the top safeties in school history after 362 tackles over 49 starts over the span of his career from 2009-12.

YEAR-BY-YEAR LEADERS

PUNTING LEADERS

Year	Player	Punts	Yards	Avg
2022	Austin McNamara	50	2,215	44.3
2021	Austin McNamara	42	2,023	48.2
2020	Austin McNamara	41	1,898	46.3
2019	Austin McNamara	9	2,657	45.0
2018	Dominic Panazzolo	52	2,187	42.1
2017	Dominic Panazzolo	60	2,484	41.4
2016	Michael Barden	43	1,645	38.3
2015	Taylor Symmank	33	1,518	46.0
2014	Taylor Symmank	54	2,303	42.6
2013	Kramer Fryfe	62	3,786	31.1
2012	Ryan Erkleben	40	1,667	41.7
2011	Ryan Erkleben	57	2,376	41.7
2010	Jon Lacour	57	2,240	39.3
2009	Ryan Erkleben	43	1,756	40.8
2008	Jonathan LaCour	25	927	37.1
2007	Jonathan LaCour	29	1,237	42.6
2006	Alex Reyes	43	1,943	45.2
2005	Alex Reyes	49	2,099	42.8
2004	Alex Reyes	39	1,645	42.2
2003	Alex Reyes	28	1,203	43.0
2002	Clinton Greathouse	47	1,867	39.7
2001	Clinton Greathouse	43	1,727	40.2
2000	Eric Rosiles	26	1,082	41.6
1999	Eric Rosiles	70	2,737	39.1
1998	Brian Roberson	28	1,099	39.3
1997	Jeremy Hernandez	39	1,568	40.2
1996	Jeremy Hernandez	62	2,540	41.0
1995	Brad Cade	69	2,806	40.7
1994	Brad Cade	71	2,768	39.0
1993	Robert King	54	2,305	42.7
1992	Robert King	53	2,256	42.6
1991	Mark Bounds	53	2,481	46.8
1990	Mike deLagerheim	55	2,033	37.0
1989	Jamie Simmons	55	2,275	41.4
1988	Jamie Simmons	46	1,939	42.2
1987	Jamie Simmons	42	1,607	38.3
1986	Chris Burns	21	845	40.2
1985	Robert Grimes	60	2,363	39.4
1984	Dennis Vance	65	2,532	39.0
1983	Dennis Vance	70	2,683	38.3
1982	Dennis Vance	76	3,129	41.2
1981	Maury Buford	78	3,493	44.8
1980	Maury Buford	74	3,099	41.7
1979	Maury Buford	70	2,947	42.1
1978	Maury Buford	71	3,131	44.1
1977	Mike Mock	60	2,307	38.5
1976	David Kuykendall	46	1,807	39.3
1975	David Kuykendall	40	1,499	37.5
1974	David Kuykendall	68	2,694	39.6
1973	David Kuykendall	64	2,442	38.2
1972	John Gardner	57	1,966	34.5
1971	Johnny Odom	77	3,053	39.6
1970	Johnny Odom	59	2,217	37.6
1969	Jerry Don Sanders	74	2,891	39.1
1968	Kenny Vinyard	62	2,454	39.7
1967	Kenny Vinyard	58	2,206	38.0
1966	Kenny Vinyard	58	2,314	39.9
1965	Donny Anderson	43	1,654	38.5
1964	Donny Anderson	55	2,068	38.2
1963	Donny Anderson	51	1,965	38.5
1962	Dave Parks	41	1,448	35.3
1961	Bake Turner	52	1,899	36.4
1960	Bake Turner	52	2,059	39.5
1959	Bake Turner	36	1,408	39.1
1958	Ken Talkington	9	340	37.8
1957	Jerry Bell	25	962	38.5
1956	John Riddle	13	526	40.5
1955	Don Schmidt	25	953	38.0
1954	Rick Spinks	9	33	37.0
1953	Rick Spinks	15	505	33.7
1952	Jim Turner	56	1,917	34.2

PUNT RETURN LEADERS

Year	Player	Ret	Yards	Avg	TD
2022	Myles Price	8	63	7.9	0
2021	Adrian Frye	12	74	6.2	0
2020	Chux Nwabuko III	9	52	5.8	0
2019	Chux Nwabuko III	7	42	6.0	0
2018	De'Quan Bowman	13	124	9.5	0
2017	Cameron Batson	17	91	5.4	0
2016	Cameron Batson	17	157	9.2	0
2015	Cameron Batson	13	81	6.2	0
2014	Cameron Batson	18	65	3.6	0
2013	Sadale Foster	12	95	7.9	0
2012	Austin Zouzalik	17	176	10.4	0
2011	Austin Zouzalik	11	76	6.9	0
2010	Detron Lewis	10	62	6.2	0
2009	Austin Zouzalik	21	201	9.6	0
2008	Eric Morris	26	275	10.6	1
2007	Danny Amendola	14	222	15.9	0
2006	Danny Amendola	41	377	9.1	0
2005	Danny Amendola	32	313	9.8	0
2004	Danny Amendola	29	371	12.8	1
2003	Wes Welker	33	385	11.7	2
2002	Wes Welker	57	752	13.2	3
2001	Wes Welker	34	271	8.0	1
2000	Wes Welker	28	353	12.6	2
1999	John Norman	29	342	11.8	1
1998	John Norman	21	171	8.1	0
1997	Dane Johnson	24	278	11.6	2
1996	Clint Robertson	10	87	8.7	0
1995	Dane Johnson	15	214	14.3	1
1994	Dane Johnson	27	313	11.6	1
1993	Matt Dubuc	30	171	5.7	0
1992	Tracy Saul	16	132	8.3	0
1991	Tracy Saul	16	200	12.5	0
1990	Tracy Saul	24	270	11.3	1
1989	Tracy Saul	30	300	10.0	0
1988	Tyrone Thurman	27	280	10.4	1
1987	Tyrone Thurman	35	323	9.2	1
1986	Tyrone Thurman	33	444	13.5	2
1985	Tyrone Thurman	31	419	13.5	0
1984	Bruce Perkins	18	116	6.4	0
1983	Leonard Harris	26	346	13.3	0
1982	Leonard Harris	33	365	11.1	0
1981	Leonard Harris	9	48	5.3	0
1980	Ted Watts	12	79	6.6	0
1979	Ted Watts	21	217	10.3	0
1978	Randy Page	10	42	4.2	0
1977	Mike Patterson	31	224	7.2	0
1976	Mike Patterson	24	179	7.5	0
1975	Brian Nelson	14	104	7.5	0
1974	Selso Ramirez	18	128	7.1	0
1973	Lawrence Williams	8	35	4.4	0
1972	Lawrence Williams	15	128	8.5	0
1971	Marc Dove	33	374	11.3	0
1970	Marc Dove	14	173	12.4	0
1969	Ken Perkins	20	212	10.6	0
1968	Larry Alford	38	430	11.3	1
1967	Larry Alford	32	320	10.0	0
1966	Guy Griffin	11	76	6.9	0
1965	Guy Griffin	15	162	10.8	0
1964	Teddy Roberts	22	187	8.5	1
1963	Teddy Roberts	9	94	10.4	0
1962	Bill Worley	12	174	14.5	0
1961	Bill Worley	9	99	11.0	0
1960	Bake Turner	25	221	8.8	0
1959	Bake Turner	14	156	11.1	1
1958	Floyd Dellinger	9	50	5.6	0
1957	Floyd Dellinger	16	161	10.6	0
1956	Don Williams	12	151	12.6	1
1955	Jack Kirkpatrick	7	84	12.0	0
1954	Jerry Johnson	8	126	15.7	1
1953	Jack Kirkpatrick	14	144	10.2	0
1952	Don Lewis	22	182	8.3	0

KICK RETURN LEADERS

Year	Player	Ret	Yards	Avg	TD
2022	Xavier White	14	316	22.6	0
2021	Chadarius Townsend	11	216	19.6	0
2020	Chadarius Townsend	9	179	19.9	0
2019	Ta'Zawn Henry	13	318	24.5	0
2018	De'Quan Bowman	31	782	25.2	0
2017	Keke Coutee	10	315	31.5	1
2016	Reginald Davis III	14	272	19.4	0
2015	Jakeem Grant	39	1,017	26.1	2
2014	Jakeem Grant	23	515	22.4	0
2013	Jakeem Grant	19	400	21.1	0
2012	Sadale Foster	18	392	21.8	0
2011	Ben McRoy	36	899	25.0	0
2010	Eric Stephens	44	1,071	24.3	0
2009	Eric Stephens	32	823	25.7	0
2008	Jamar Wall	20	477	23.9	0
2007	Edward Britton	17	432	25.4	0
2006	Shannon Woods	18	310	17.2	0
2005	Shannon Woods	11	228	20.7	0
2004	Johnnie Mack	21	409	19.5	0
2003	Johnnie Mack	22	546	24.8	0
2002	Ivory McCann	27	495	18.3	0
2001	Ivory McCann	22	606	27.5	1
2000	Wes Welker	17	306	18.0	0
1999	John Norman	19	329	17.3	0
1998	John Norman	15	396	26.4	0
1997	Ricky Williams	11	212	19.3	0
1996	Clint Robertson	9	222	24.7	0
1995	Dane Johnson	10	227	22.7	0
1994	Stacy Mitchell	5	120	24.0	0
1993	Matt Dubuc	12	217	18.1	0
1992	Tracy Saul	10	242	24.2	0
1991	Tracy Saul	9	242	26.9	0
1990	Rodney Blackshear	24	621	25.9	1
1989	Dudley McAfee	20	448	22.4	0
1988	Tyrone Thurman	23	535	23.3	0
1987	Wayne Walker	15	246	16.4	0
1986	Wayne Walker	21	343	16.3	0
1985	Wayne Walker	12	328	17.3	0
1984	Keith Henderson	13	376	28.9	1
1983	Leonard Harris	19	356	18.7	0
1982	Gerald Bean	15	278	18.5	0
1981	Leonard Harris	7	183	26.1	0
1980	Renie Baker	9	164	18.2	0
1979	Jim Hart	12	233	19.4	0
1978	Randy Page	18	284	15.8	0
1977	Brian Nelson	12	269	22.7	0
1976	Brian Nelson	9	150	16.7	0
1975	Billy Taylor	16	273	17.1	0
1974	Lawrence Williams	12	284	23.7	0
1973	Lawrence Williams	19	491	25.8	1
1972	Lawrence Williams	16	493	30.8	0
1971	Doug McCutchen	6	122	20.3	0
1970	Danny Hardaway	15	288	19.2	0
1969	John Kleiner	18	349	19.4	0
1968	Lane Wade	19	392	20.6	0
1967	Mike Leinert	18	404	22.4	0
1966	Mike Leinert	18	366	20.3	0
1965	Donny Anderson	22	541	24.6	1
1964	Donny Anderson	16	320	20.0	0
1963	Donny Anderson	17	448	26.4	0
1962	Bill Worley	8	182	22.8	0
1961	Bill Worley	11	221	20.1	0
1960	Dean Byrum	11	198	18.0	0
1959	Mickey Barron	10	223	22.3	0
1958	Ronnie Rice	9	235	26.1	0
1957	Floyd Dellinger	8	177	22.1	0
1956	Don Williams	9	174	19.3	0
1955	Don Schmidt	6	137	22.8	0
1954	Jerry Johnson	4	92	23.0	0
1953	Jack Kirkpatrick	5	255	51.1	2
1952	Don Lewis	14	348	24.9	0

PREVIEW

RED RAIDERS

STAFF

'22 REVIEW

HISTORY

RECORDS

TEXAS TECH

YEAR-BY-YEAR OFFENSIVE STATISTICS

SCORING

Year	Pts	Gms	Avg
1950	222	11	20.2
1951	276	10	27.6
1952	233	11	21.2
1953	428	11	38.9
1954	367	10	36.7
1955	188	10	18.8
1956	117	10	11.7
1957	120	10	12.0
1958	126	10	12.6
1959	137	10	13.7
1960	148	10	14.8
1961	94	10	9.4
1962	83	10	8.3
1963	147	10	14.7
1964	166	10	16.6
1965	257	10	25.7
1966	181	10	18.1
1967	217	10	21.7
1968	255	10	25.5
1969	212	10	21.2
1970	123	11	11.8
1971	n/a		
1972	254	11	23.1
1973	314	11	28.6
1974	187	11	17.0
1975	272	11	24.7
1976	312	11	28.4
1977	282	11	25.6
1978	246	11	22.4
1979	141	11	12.8
1980	178	11	16.2
1981	198	11	18.0
1982	157	11	14.3
1983	160	11	14.5
1984	200	11	18.2
1985	249	11	22.6
1986	254	11	23.1
1987	315	11	28.6
1988	328	11	29.8
1989	311	11	28.3
1990	322	11	29.3
1991	315	11	28.6
1992	287	11	26.1
1993	409	11	37.2
1994	299	11	27.2
1995	330	11	30.0
1996	323	11	29.4
1997	221	11	20.1
1998	297	11	27.0
1999	253	11	23.0
2000	303	12	25.3
2001	386	11	35.1
2002	537	14	38.4
2003	552	13	42.5
2004	434	12	36.2
2005	473	12	39.4
2006	422	13	32.5
2007	532	13	40.9
2008	569	13	43.8
2009	481	13	37.0
2010	430	13	33.1
2011	406	12	33.8
2012	487	13	37.5
2013	465	13	35.8
2014	366	12	30.5
2015	586	13	45.1
2016	524	12	43.7
2017	446	13	34.3
2018	448	12	37.3
2019	366	12	30.5
2020	291	10	29.1
2021	394	13	30.3
2022	445	13	34.2

Season High: 45.1 (2015)
Season Low: 8.3 (1962)

RUSHING

Year	Yds	Gms	Avg
1950	990	11	90.0
1951	N/A		
1952	2,468	11	224.4
1953	3,172	11	288.4
1954	3,164	10	316.4
1955	2,195	10	219.5
1956	1,818	10	181.8
1957	2,052	10	205.2
1958	1,317	10	131.7
1959	1,015	10	101.5
1960	1,349	10	134.9
1961	1,720	10	172.0
1962	1,269	10	126.9
1963	1,416	10	141.6
1964	2,049	10	204.9
1965	1,289	10	128.9
1966	1,481	10	148.1
1967	2,444	10	244.4
1968	1,857	10	185.7
1969	1,246	10	124.6
1970	2,659	11	241.7
1971	1,880	11	171.8
1972	2,885	11	262.3
1973	2,763	11	251.2
1974	2,432	11	221.1
1975	N/A		
1976	2,562	11	232.9
1977	2,311	11	210.1
1978	2,438	11	221.6
1979	2,208	11	200.7
1980	1,662	11	151.1
1981	1,394	11	126.7
1982	1,779	11	161.7
1983	N/A		
1984	1,718	11	156.2
1985	1,955	11	177.7
1986	1,940	11	177.7
1987	2,274	11	206.7
1988	1,547	11	140.6
1989	2,505	11	227.7
1990	1,384	11	125.8
1991	1,701	11	154.6
1992	2,348	11	213.5
1993	2,313	11	210.3
1994	1,725	11	156.8
1995	2,258	11	205.3
1996	3,005	11	273.2
1997	1,654	11	150.4
1998	2,219	11	201.7
1999	1,644	11	149.5
2000	797	12	66.4
2001	894	11	81.3
2002	1,391	14	99.4
2003	1,397	13	107.5
2004	1,104	12	92.0
2005	1,284	12	107.0
2006	1,031	13	79.3
2007	771	13	59.3
2008	1,532	13	117.8
2009	1,092	13	84.0
2010	1,837	13	141.3
2011	1,502	12	125.2
2012	1,819	13	139.9
2013	1,536	13	118.2
2014	1,839	12	153.0
2015	2,487	13	191.3
2016	1,243	12	103.6
2017	1,832	13	140.9
2018	1,591	12	132.6
2019	1,795	12	149.6
2020	1,628	10	162.8
2021	2,068	13	159.1
2022	2,072	13	159.4

Season High: 273.2 (1996)
Season Low: 59.3 (2007)

PASSING

Year	Yds	Gms	Avg
1950	2,793	11	253.9
1951	N/A		
1952	1,037	11	94.3
1953	969	11	88.1
1954	1,059	10	105.9
1955	762	10	76.2
1956	625	10	62.5
1957	1,096	10	109.6
1958	866	10	86.6
1959	1,156	10	115.6
1960	796	10	79.6
1961	801	10	80.1
1962	850	10	85.0
1963	1,052	10	105.2
1964	921	10	92.1
1965	2,126	10	212.6
1966	1,623	10	162.3
1967	971	10	97.1
1968	1,375	10	137.5
1969	1,539	10	153.9
1970	986	11	89.6
1971	1,015	11	92.3
1972	1,669	11	151.7
1973	1,158	11	105.3
1974	800	11	72.7
1975	N/A		
1976	1,611	11	146.5
1977	1,116	11	101.5
1978	1,363	11	123.9
1979	998	11	90.7
1980	1,490	11	135.5
1981	1,711	11	155.5
1982	1,258	11	114.4
1983	N/A		
1984	1,220	11	110.9
1985	1,622	11	147.5
1986	2,068	11	188.0
1987	2,119	11	192.6
1988	2,917	11	265.2
1989	1,634	11	148.5
1990	2,766	11	251.5
1991	2,523	11	229.4
1992	2,661	11	241.9
1993	2,914	11	264.9
1994	2,099	11	190.8
1995	1,987	11	180.6
1996	1,723	11	156.6
1997	1,747	11	158.8
1998	2,230	11	202.7
1999	1,929	11	175.4
2000	3,554	12	296.2
2001	3,710	11	337.3
2002	5,444	14	388.9
2003	6,179	13	475.3
2004	4,796	12	399.7
2005	4,666	12	388.8
2006	4,803	13	369.5
2007	6,114	13	470.3
2008	5,371	13	413.2
2009	5,028	13	386.8
2010	4,146	13	318.9
2011	4,145	12	345.4
2012	5,627	13	355.9
2013	5,107	13	392.8
2014	4,213	12	351.1
2015	5,046	13	388.2
2016	5,556	12	463.0
2017	4,338	13	333.7
2018	4,231	12	352.6
2019	3,896	12	324.7
2020	2,667	10	266.7
2021	3,344	13	257.2
2022	3,926	13	302.0

Season High: 475.3 (2003)
Season Low: 72.7 (1974)

TOTAL OFFENSE

Year	Yds	Gms	Avg
1950	3,783	11	343.9
1951	N/A		
1952	3,507	11	318.8
1953	4,441	11	376.5
1954	4,243	10	424.3
1955	2,957	10	295.7
1956	2,443	10	244.3
1957	2,018	10	201.8
1958	2,183	10	218.3
1959	2,171	10	217.1
1960	2,145	10	214.5
1961	2,521	10	251.1
1962	2,119	10	211.9
1963	2,468	10	246.8
1964	2,970	10	297.0
1965	3,415	10	341.5
1966	3,104	10	310.4
1967	3,421	10	342.1
1968	3,232	10	323.2
1969	2,775	10	277.5
1970	3,645	11	331.4
1971	2,895	11	263.2
1972	4,054	11	368.5
1973	3,921	11	356.4
1974	3,232	11	293.8
1975	N/A		
1976	4,173	11	379.4
1977	3,427	11	311.5
1978	3,801	11	345.5
1979	3,206	11	291.5
1980	3,152	11	286.5
1981	3,105	11	282.3
1982	3,037	11	276.1
1983	N/A		
1984	2,938	11	267.1
1985	3,577	11	325.2
1986	4,008	11	364.4
1987	4,393	11	399.4
1988	4,464	11	405.8
1989	4,139	11	376.3
1990	4,150	11	377.3
1991	4,224	11	384.0
1992	4,660	11	423.6
1993	5,227	11	475.2
1994	3,810	11	346.4
1995	4,245	11	385.9
1996	4,728	11	429.8
1997	3,401	11	309.2
1998	4,449	11	404.5
1999	3,573	11	324.8
2000	4,351	12	362.6
2001	4,604	11	418.5
2002	6,835	14	488.2
2003	7,576	13	582.8
2004	5,900	12	491.7
2005	5,950	12	495.8
2006	5,834	13	448.8
2007	6,885	13	529.6
2008	6,903	13	531.0
2009	6,120	13	470.8
2010	5,983	13	460.2
2011	5,647	12	470.6
2012	6,446	13	495.8
2013	6,643	13	511.0
2014	6,049	12	504.1
2015	7,533	13	579.5
2016	6,799	12	566.6
2017	6,170	13	474.6
2018	5,822	12	485.2
2019	5,691	12	474.2
2020	4,295	10	429.5
2021	5,412	13	416.3

YEAR-BY-YEAR DEFENSIVE STATISTICS

SCORING

Year	Pts	Gms	Avg
1950	241	11	21.9
1951	155	10	15.5
1952	239	11	21.7
1953	154	11	14.0
1954	157	10	15.7
1955	145	10	14.5
1956	216	10	21.6
1957	190	10	19.0
1958	163	10	16.3
1959	159	10	16.3
1960	182	10	18.2
1961	201	10	20.1
1962	250	10	25.0
1963	178	10	17.8
1964	113	10	11.3
1965	197	10	19.7
1966	216	10	21.6
1967	165	10	16.5
1968	241	10	24.1
1969	207	10	20.7
1970	148	11	13.5
1971	138	11	12.5
1972	156	11	14.2
1973	168	11	15.3
1974	152	11	13.8
1975	251	11	22.8
1976	179	12	16.3
1977	206	12	18.7
1978	268	11	24.4
1979	182	11	16.5
1980	188	11	17.1
1981	298	11	27.1
1982	234	11	21.3
1983	253	11	23.0
1984	212	11	19.3
1985	240	11	21.8
1986	248	11	22.5
1987	254	11	23.1
1988	332	11	30.2
1989	260	11	23.6
1990	356	11	32.4
1991	272	11	24.7
1992	332	11	30.2
1993	294	11	26.7
1994	191	11	17.4
1995	206	11	18.7
1996	205	11	18.6
1997	241	11	21.9
1998	214	11	19.5
1999	282	11	25.6
2000	238	12	19.8
2001	262	11	23.8
2002	439	14	31.4
2003	442	13	34.0
2004	314	12	26.2
2005	226	12	18.8
2006	326	13	25.1
2007	337	13	25.9
2008	362	13	27.8
2009	316	14	22.6
2010	402	13	30.9
2011	471	12	39.2
2012	413	13	31.8
2013	397	13	30.5
2014	495	12	41.2
2015	567	13	43.6
2016	522	12	43.5
2017	419	13	32.2
2018	373	12	31.1
2019	364	12	30.3
2020	367	10	36.7
2021	392	13	30.2
2022	379	13	29.2

Season High: 43.6 (2015)
Season Low: 11.3 (1964)

RUSHING

Year	Yds	Gms	Avg
1950	2,538	11	230.7
1951	N/A		
1952	2,501	11	227.4
1953	1,601	11	145.5
1954	1,803	10	180.3
1955	1,970	10	197.0
1956	2,401	10	240.1
1957	1,971	10	197.1
1958	1,804	10	180.4
1959	1,923	10	192.3
1960	1,821	10	182.1
1961	2,027	10	202.7
1962	2,203	10	220.3
1963	1,790	10	179.0
1964	1,156	10	115.6
1965	1,672	10	167.2
1966	1,855	10	185.5
1967	1,356	10	135.6
1968	1,471	10	147.1
1969	1,743	10	174.3
1970	1,912	11	173.8
1971	2,140	11	194.6
1972	2,142	11	194.7
1973	2,055	11	186.8
1974	2,275	11	206.8
1975	N/A		
1976	1,683	11	153.0
1977	1,554	11	141.3
1978	2,429	11	220.8
1979	2,132	11	193.8
1980	1,865	11	169.6
1981	2,322	11	211.1
1982	2,232	11	202.9
1983	N/A		
1984	2,010	11	182.7
1985	2,622	11	238.4
1986	1,618	11	147.1
1987	1,667	11	151.6
1988	2,614	11	237.6
1989	1,481	11	134.6
1990	2,083	11	189.7
1991	2,109	11	191.7
1992	2,497	11	227.0
1993	1,829	11	166.3
1994	1,798	11	163.4
1995	1,615	11	146.8
1996	1,561	11	141.9
1997	1,511	11	137.4
1998	1,308	11	118.9
1999	1,598	11	145.3
2000	1,879	12	156.6
2001	1,894	11	172.2
2002	2,295	14	163.9
2003	2,562	13	197.1
2004	2,114	12	176.2
2005	1,865	12	155.4
2006	1,964	13	151.1
2007	2,301	13	177.0
2008	1,825	13	140.4
2009	1,891	14	135.1
2010	2,113	13	162.5
2011	3,106	12	258.8
2012	2,282	13	175.5
2013	2,619	13	201.5
2014	3,123	12	260.2
2015	3,639	13	279.9
2016	2,863	12	238.6
2017	2,101	13	161.6
2018	1,927	12	160.6
2019	2,070	12	172.5
2020	1,864	10	186.4
2021	1,778	13	136.8
2022	2,194	13	168.8

Season High: 279.9 (2015)
Season Low: 115.6 (1964)

PASSING

Year	Yds	Gms	Avg
1950	1,245	11	113.2
1951	N/A		
1952	1,127	11	102.5
1953	983	11	89.4
1954	868	10	86.8
1955	929	10	92.9
1956	769	10	76.9
1957	976	10	97.6
1958	1,291	10	129.1
1959	906	10	90.6
1960	1,206	10	120.6
1961	1,029	10	102.9
1962	1,041	10	104.1
1963	1,078	10	107.8
1964	1,106	10	110.6
1965	1,464	10	146.4
1966	1,487	10	148.7
1967	1,773	10	177.3
1968	1,668	10	166.8
1969	1,321	10	132.1
1970	1,213	11	110.3
1971	661	11	60.1
1972	1,417	11	128.8
1973	1,360	11	123.6
1974	796	11	72.4
1975	N/A		
1976	1,602	11	145.6
1977	1,413	11	128.5
1978	1,769	11	160.8
1979	1,455	11	132.3
1980	1,366	11	124.2
1981	2,022	11	183.8
1982	1,562	11	142.0
1983	N/A		
1984	1,263	11	114.8
1985	1,204	11	109.5
1986	2,435	11	221.4
1987	2,100	11	190.9
1988	2,213	11	201.2
1989	2,879	11	261.7
1990	2,541	11	231.0
1991	2,420	11	220.0
1992	2,438	11	242.3
1993	2,542	11	231.1
1994	1,623	11	147.6
1995	2,020	11	256.4
1996	2,262	11	205.6
1997	2,038	11	185.3
1998	1,827	11	166.1
1999	2,142	11	194.7
2000	1,969	12	164.1
2001	2,083	11	189.4
2002	3,354	14	239.6
2003	3,332	13	256.3
2004	2,176	12	181.3
2005	2,165	12	180.4
2006	2,371	13	182.4
2007	2,449	13	188.4
2008	3,149	13	242.2
2009	3,023	14	215.9
2010	3,819	13	293.8
2011	2,721	12	226.8
2012	2,493	13	249.3
2013	2,822	13	217.1
2014	3,038	12	253.2
2015	3,481	13	267.8
2016	3,789	12	315.8
2017	3,668	13	282.2
2018	3,460	12	288.3
2019	3,694	12	307.8
2020	2,585	10	258.5
2021	3,487	13	268.2
2022	3,338	13	256.8

Season High: 315.8 (2016)
Season Low: 60.1 (1971)

TOTAL OFFENSE

Year	Yds	Gms	Avg
1950	3,783	11	343.9
1951	N/A		
1952	3,615	11	328.6
1953	2,584	11	234.9
1954	2,671	10	267.1
1955	2,889	10	288.9
1956	3,170	10	317.0
1957	3,067	10	306.7
1958	3,095	10	309.5
1959	2,829	10	282.9
1960	3,027	10	302.7
1961	3,056	10	305.6
1962	3,224	10	322.4
1963	2,948	10	294.8
1964	2,262	10	226.2
1965	3,136	10	313.6
1966	3,342	10	334.2
1967	3,129	10	312.9
1968	3,139	10	313.9
1969	3,064	10	306.4
1970	3,125	11	284.1
1971	2,801	11	254.6
1972	3,558	11	323.5
1973	3,415	11	310.5
1974	3,071	11	279.2
1975	N/A		
1976	3,285	11	298.6
1977	2,967	11	269.7
1978	4,198	11	381.6
1979	3,587	11	326.1
1980	3,231	11	293.7
1981	4,344	11	394.9
1982	3,794	11	344.9
1983	N/A		
1984	3,273	11	297.5
1985	3,826	11	347.8
1986	4,053	11	367.5
1987	3,767	11	342.5
1988	4,827	11	438.8
1989	4,360	11	396.4
1990	4,624	11	420.4
1991	4,529	11	411.7
1992	4,598	11	418.0
1993	4,371	11	397.4
1994	3,421	11	311.0
1995	3,635	11	330.5
1996	3,823	11	347.6
1997	3,549	11	322.6
1998	3,135	11	285.0
1999	3,740	11	340.0
2000	3,848	12	320.7
2001	3,977	11	361.5
2002	5,649	14	403.5
2003	5,894	13	453.4
2004	4,290	12	357.5
2005	4,030	12	335.8
2006	4,335	13	333.5
2007	4,750	13	365.4
2008	4,974	13	382.6
2009	4,914	14	351.0
2010	5,932	13	456.3
2011	5,827	12	485.6
2012	4,775	13	367.3
2013	5,441	13	418.5
2014	6,161	12	513.4
2015	7,120	13	547.7
2016	6,652	12	554.3
2017	5,769	13	443.8
2018	5,387	12	448.9
2019	5,764	12	480.3
2020	4,449	10	444.

YEAR-BY-YEAR DEFENSIVE STATISTICS

SACKS

Year	Gms	Sacks-Yrds
1996	11	28-196
1997	11	43.5-330
1998	11	17-110
1999	11	22-178
2000	12	19-34
2001	11	40-203
2002	14	29.0-151
2003	13	34-211
2004	12	17-97
2005	12	18-103
2006	13	31-175
2007	13	25-175
2008	13	33-216
2009	13	41-263
2010	13	25.0-180
2011	12	16.0-94
2012	13	19-125
2013	13	25-151
2014	12	25-146
2015	13	19-94
2016	12	14-94
2017	13	18-136
2018	12	31.0-236
2019	12	24.0-156
2020	10	17.0-98
2021	13	20.0-134
2022	13	31.0-180
Season High:		43.5-330(1997)
Season Low:		14-94(2016)

TFLs

Year	Gms	TFL-Yrds
1996	11	91-382
1997	11	97.5-517
1998	11	64-243
1999	11	49-267
2000	12	96-310
2001	11	66-248
2002	14	97.5-345
2003	13	92-395
2004	12	58.5-209
2005	12	55-203
2006	13	67-259
2007	13	79-326
2008	13	60-317
2009	13	82-344
2010	13	74-337
2011	12	71.0-245
2012	13	58.0-204
2013	13	83.0-261
2014	12	61.5-231
2015	13	77.5-257
2016	12	47-147
2017	13	54-231
2018	12	78.0-338
2019	12	80.0-275
2020	10	58.0-200
2021	13	65.0-244
2022	13	91.0-343
Season High:		97.5-517 (1997)
Season Low:		47-147 (2016)

INT's

Year	Gms	INT-Yrds
1996	11	14-234
1997	11	13-153
1998	11	10-82
1999	11	11-79
2000	12	15-244
2001	11	18-22
2002	14	16-172
2003	13	16-220
2004	12	11-250
2005	12	12-184
2006	13	11-188
2007	13	10-48
2008	13	18-179
2009	13	9-34
2010	13	16-289
2011	12	5-76
2012	13	8-200
2013	13	8-178
2014	12	6-42
2015	13	15-168
2016	12	5-15
2017	13	14-284
2018	12	12-181
2019	12	14-162
2020	10	5-45
2021	13	10-100
2022	13	10-47
Season High:		18-22 (2001)
Season Low:		5-76 (2011)
		5-15 (2016)
		5-76 (2020)

FF-FR

Year	Gms	FF-FR
1996	11	20-18
1997	11	16-13
1998	11	13-12
1999	11	13-14
2000	12	16-16
2001	11	10-7
2002	14	8-3
2003	13	12-11
2004	12	5-8
2005	12	20-16
2006	13	17-13
2007	13	15-10
2008	13	12-10
2009	13	14-15
2010	13	12-9
2011	12	22-14
2012	13	3-2
2013	13	15-11
2014	12	10-9
2015	13	13-10
2016	12	9-8
2017	13	16-15
2018	12	9-6
2019	12	6-5
2020	10	8-5
2021	13	8-4
2022	13	10-8
Season High:		20-18 (1996)
Season Low:		3-2 (2012)

BLOCKED KICKS

Year	Gms	Block
1996	11	0
1997	11	2
1998	11	2
1999	11	3
2000	12	4
2001	11	1
2002	14	2
2003	13	1
2004	12	0
2005	12	2
2006	13	0
2007	13	1
2008	13	3
2009	13	1
2010	13	2
2011	12	1
2012	13	1
2013	13	2
2014	12	0
2015	13	1
2016	12	2
2017	13	1
2018	12	1
2019	12	3
2020	10	3
2021	13	0
2022	13	4
Season High:		4 (2000, 2022)
Season Low:		0 (1996, 2004, 2006, 2014, 2021)

YEAR-BY-YEAR OFFENSIVE TOTALS

Year	G	1st Dwns	Rush Att	Rush Yds	Rush TD	Pass Cmp	Pass Att	Pass Yds	Pass Pct	Pass TD	Int	Total Plays	Total Off	Punt	Punt Avg	Total Points	Punt Ret	Kick Ret
2022	13	345	525	2,072	28	348	569	3,926	61.2	26	18	1,094	5,998	50	44.3	445	110	681
2021	13	253	436	2,068	30	247	390	3,345	63.3	18	11	826	5,413	42	48.2	394	132	368
2020	10	214	337	1,628	17	259	398	2,667	65.1	18	11	735	4,295	51	43.3	291	107	395
2019	12	298	404	1,795	20	342	531	3,896	64.4	24	8	935	5,691	59	45.0	366	88	779
2018	12	319	437	1,591	26	361	535	4,231	67.5	28	15	972	5,822	53	41.3	448	141	830
2017	13	319	459	1,832	19	353	544	4,338	65.2	35	12	1,000	6,170	62	40.1	446	102	713
2016	12	360	389	1,243	22	428	653	5,556	65.5	47	11	1,042	6,799	46	38.2	524	171	489
2015	13	368	464	2,487	34	389	620	5,046	62.7	39	15	1,084	7,533	49	45.6	586	88	1,129
2014	12	296	355	1,836	8	332	559	4,213	59.4	40	18	914	6,049	54	42.6	366	65	840
2013	13	359	422	1,536	19	453	714	5,107	56.5	35	18	1,136	5,441	65	42.2	465	212	885
2012	13	349	399	1,819	15	418	595	4,627	54.6	44	16	994	6,446	42	39.7	487	176	812
2011	12	314	391	1,502	20	409	600	4,145	68.2	31	10	991	5,647	57	41.7	406	91	1,299
2010	13	323	437	1,837	17	406	617	4,146	65.8	39	11	1,054	5,983	67	40.5	430	119	1,319
2009	13	335	319	1,092	24	448	669	5,028	67.0	38	17	988	6,120	46	40.7	481	245	1,148
2008	13	358	317	1,532	28	465	662	5,371	70.2	47	10	979	6,903	26	35.7	569	283	999
2007	13	358	246	771	18	544	763	6,114	71.3	51	15	1,009	6,885	30	41.0	532	474	1,053
2006	13	310	219	1,031	13	438	656	4,803	66.8	39	11	875	5,834	44	44.2	422	377	587
2005	12	322	308	1,284	25	391	588	4,666	66.5	34	12	896	5,950	50	42.0	473	414	466
2004	12	322	293	1,104	23	426	651	4,796	65.4	34	18	944	5,900	39	42.2	434	424	596
2003	13	418	308	1,681	20	506	780	6,179	64.9	53	23	1,088	7,576	29	41.5	552	391	861
2002	14	380	385	1,391	15	515	770	5,444	66.9	50	15	1,155	6,835	49	38.1	537	766	914
2001	12	249	261	1,166	15	391	570	3,710	68.6	27	11	831	4,604	45	38.8	386	332	715
2000	13	247	304	797	10	373	614	3,554	60.7	21	18	918	4,351	65	38.5	303	386	518
1999	11	186	466	1,644	17	130	270	1,929	48.1	13	12	736	3,573	73	38.3	253	431	714
1998	12	243	535	2,219	17	151	286	2,230	52.8	15	10	821	4,449	57	36.7	297	225	598
1997	11	197	455	1,654	16	142	277	1,747	51.3	7	6	732	3,401	67	39.9	245	349	741
1996	11	242	572	3,005	27	119	272	1,723	43.8	11	6	844	4,728	63	40.3	323	191	409
1995	12	219	500	2,622	22	142	295	1,987	48.1	15	7	795	4,245	69	40.7	330	357	511
1994	12	220	487	2,089	16	163	330	2,099	49.4	14	8	818	3,810	72	38.9	298	467	292
1993	12	278	502	2,614	30	219	351	2,914	62.1	21	7	853	5,227	55	42.1	409	195	488
1992	11	243	492	2,348	15	193	380	2,661	50.7	19	14	872	4,660	55	41.4	287	178	605
1991	11	224	459	2,031	21	180	352	2,523	51.1	14	8	811	4,224	55	45.9	315	232	605
1990	11	229	473	1,964	20	182	360	2,766	50.6	15	17	833	4,150	56	36.5	322	302	934
1989	12	228	581	2,897	27	120	213	1,634	56.3	13	12	794	4,139	56	40.6	311	316	812
1988	11	216	404	1,852	19	194	364	2,917	53.3	20	11	768	4,464	56	41.6	328	280	874
1987	11	227	512	2,494	28	156	291	2,119	53.6	10	15	803	4,393	47	37.0	315	381	627
1986	12	216	437	2,144	17	173	414	2,068	41.8	8	20	851	4,008	62	36.8	254	478	566
1985	11	103	516	2,282	22	113	256	1,622	44.1	10	11	772	3,577	68	39.3	249	458	651
1984	11	162	501	2,164	11	107	211	1,220	50.7	9	9	718	2,938	65	39.3	200	263	705
1983	11	178	522	2,398	--	113	236	1,278	47.9	5	19	758	3,301	70	38.2	160	344	679
1982	11	178	532	2,167	--	125	263	1,258	47.5	8	13	795	3,037	79	39.9	157	400	571
1981	11	184	464	1,940	--	134	318	1,711	42.1	8	18	782	3,105	81	43.4	198	107	611
1980	11	190	544	2,119	--	118	241	1,490	49.0	9	13	785	3,152	75	41.4	178	115	311
1979	11	184	578	2,545	--	85	184	998	46.2	7	16	762	3,206	71	41.5	141	236	346
1978	11	187	583	2,707	--	89	195	1,363	45.6	9	10	777	3,801	71	44.1	246	112	480
1977	12	228	620	2,803	--	98	183	1,116	53.5	7	9	803	3,427	64	38.2	282	259	478
1976	12	237	581	2,872	--	97	170	1,611	57.0	9	9	751	4,173	46	39.3	336	232	262
1975	11	233	635	3,161	--	102	197	1,450	51.8	7	10	832	4,403	40	37.5	272	139	590
1974	12	177	593	2,733	--	65	134	800	48.5	7	10	727	3,232	69	39.2	187	194	499
1973	12	206	621	2,969	--	82	146	1,158	56.2	11	6	357	2,072	64	38.2	314	102	542
1972	12	222	597	3,293	--	89	176	1,169	60.6	7	7	773	4,054	57	34.5	282	166	683
1971	11	167	531	2,143	--	95	217	1,015	43.8	3	20	748	2,895	79	39.0	131	390	444
1970	12	213	635	2,907	--	87	159	986	54.1	9	11	793	3,645	61	37.5	222	343	437
1969	10	160	480	1,603	--	123	271	1,539	45.4	8	21	751	2,775	74	39.1	212	385	669
1968	10	194	547	2,195	--	109	237	1,375	45.9	13	17	784	3,232	63	39.7	255	447	662
1967	10	187	558	2,641	--	81	198	977	40.9	5	15	756	3,421	62	38.1	217	430	508
1966	10	174	401	1,730	--	133	297	1,632	44.7	9	16	698	3,104	58	39.9	181	127	663
1965	11	183	409	1,539	--	173	291	2,126	59.4	18	16	700	3,415	43	38.5	257	230	722
1964	11	155	528	2,271	--	77	140	921	55.0	7	9	668	2,970	56	36.9	166	231	445
1963	10	129	433	1,639	--	82	173	1,052	47.9	10	15	606	2,468	52	37.6	147	328	716
1962	10	111	393	1,506	--	72	162	850	44.4	2	18	555	2,119	61	35.3	83	251	795
1961	10	147	507	1,917	--	65	149	801	46.6	1	10	656	2,521	62	36.4	94	179	537
1960	10	121	403	2,051	--	63	144	796	43.7	7	14	541	2,145	55	48.5	148	283	610
1959	10	112	349	1,230	--	90	197	1,156	45.6	7	17	546	2,171	64	38.2	139	293	560
1958	10	113	414	1,521	--	83	168	866	49.0	8	10	581	2,183	72	34.7	126	300	623
1957	10	155	536	2,429	--	68	159	976	43.0	5	12	695	3,018	55	37.1	120	281	635
1956	10	--	488	2,082	--	49	136	625	36.0	2	13	624	2,443	68	37.6	117	219	781
1955	11	--	545	2,547	--	51	119	762	43.0	4	8	664	2,957	58	35.8	188	353	483
1954	10	--	562	3,403	--	49	115	1,059	43.0	10	9	667	4,243	43	34.7	367	303	680
1953	12	192	567	3,442	--	56	127	969	44.0	11	11	694	4,141	54	33.5	428	500	618
1952	11	182	--	2,501	--	86	185	1,127	--	--	14	--	3,615	--	33.0	233	--	--

PREVIEW

RED RAIDERS

STAFF

'22 REVIEW

HISTORY

RECORDS

TEXAS TECH

YEAR-BY-YEAR DEFENSIVE TOTALS

Year	G	1st Dwns	Rush Att	Rush Yds	Rush TD	Pass Cmp	Pass Att	Pass Yds	Pass Pct	Pass TD	Int	Total Plays	Total Off	Total Punt	Total Avg	Total Points	Total Ret	Kick Ret
2022	13	267	516	2,194	18	251	425	3,338	59.1	23	10	941	5,532	60	41.8	379	157	369
2021	13	273	445	1,786	18	300	453	3,487	66.2	29	10	898	5,273	49	46.7	392	76	503
2020	10	232	423	1,864	24	225	354	2,585	63.6	17	5	777	4,449	50	39.1	367	170	480
2019	12	265	471	2,070	24	247	403	3,694	61.3	21	14	874	5,764	63	41.5	364	47	636
2018	12	277	471	1,927	16	246	434	3,460	56.7	28	12	905	5,387	64	38.6	373	37	445
2017	13	316	488	2,101	16	321	510	3,668	62.9	33	14	998	5,769	58	43.3	419	67	831
2016	12	321	500	2,863	37	271	443	3,789	61.2	28	5	943	6,652	48	42.2	522	84	927
2015	13	337	590	3,639	49	270	441	3,481	61.2	25	15	1,031	7,120	56	42.8	567	297	1,077
2014	12	325	599	3,123	36	228	386	3,038	59.1	27	6	985	6,161	50	43.7	495	50	734
2013	13	281	576	2,619	32	248	439	2,822	56.5	16	8	1,015	5,441	85	42.8	397	368	1,025
2012	13	263	523	2,282	20	198	365	2,493	54.2	25	8	888	4,775	57	42.5	413	142	1,129
2011	12	296	590	3,106	33	190	314	2,721	60.5	24	5	904	5,827	45	43.2	471	109	1,338
2010	13	306	509	2,113	20	317	520	3,819	61.0	28	15	1,029	5,932	67	42.0	402	127	1,057
2009	14	282	543	1,891	19	290	487	3,023	59.5	13	10	1,030	4,914	74	41.6	316	193	1,360
2008	13	282	457	1,825	23	275	434	3,149	63.4	19	18	891	4,974	47	42.8	362	167	1,491
2007	13	270	577	2,301	18	223	406	2,449	54.9	21	10	983	4,750	70	42.0	337	120	1,357
2006	13	253	511	1,964	17	213	365	2,371	58.4	19	11	876	4,335	67	42.0	326	136	788
2005	12	234	469	1,865	15	208	378	2,165	55.0	12	12	847	4,030	68	40.5	226	342	833
2004	12	245	489	2,114	24	195	381	2,176	51.2	13	11	870	4,290	65	41.8	314	133	942
2003	13	294	543	2,562	33	235	410	3,332	57.3	20	16	953	5,894	51	40.5	442	113	1,181
2002	14	290	548	2,295	29	263	472	3,354	55.7	26	16	1,020	5,649	77	41.3	439	303	1,447
2001	12	219	465	1,894	16	391	570	2,083	68.6	17	18	831	3,977	62	40.5	281	209	1,005
2000	13	225	495	1,879	20	177	343	1,969	51.6	7	15	838	3,848	73	41.4	279	245	714
1999	11	199	448	1,598	20	179	332	2,142	53.9	8	11	780	3,740	64	38.4	282	240	700
1998	11	156	454	1,308	11	125	256	1,827	48.8	10	10	710	3,135	71	42.5	255	262	819
1997	11	208	467	1,511	11	159	298	2,038	53.4	15	13	765	3,549	63	41.3	241	163	489
1996	11	202	417	1,977	14	152	341	2,262	44.6	9	14	758	3,823	70	43.3	232	243	548
1995	12	189	458	1,928	9	153	372	2,020	41.1	14	15	830	3,635	81	41.5	247	180	865
1994	12	180	493	1,798	16	122	283	1,623	43.1	8	17	776	3,421	74	40.9	246	80	835
1993	12	245	458	1,829	20	202	364	2,542	55.5	18	14	752	4,371	59	41.2	335	366	874
1992	11	237	496	2,160	21	181	322	2,438	56.2	15	13	818	4,598	56	40.0	332	234	548
1991	11	249	514	2,109	16	180	347	2,420	52.2	18	14	861	4,529	57	38.8	272	295	548
1990	11	259	518	2,083	23	191	382	2,541	50.0	20	15	900	4,624	57	41.2	356	219	925
1989	12	223	424	1,481	18	214	391	2,879	54.7	13	19	815	4,360	57	40.5	281	63	505
1988	11	256	582	2,614	30	177	319	2,213	55.5	11	12	901	4,827	52	42.9	332	251	622
1987	11	201	463	2,065	14	156	284	2,100	54.9	13	16	747	3,767	68	38.2	266	125	696
1986	12	204	506	1,618	10	158	319	2,435	49.5	17	18	825	4,053	72	43.5	268	178	598
1985	11	194	630	2,622	19	87	184	1,204	47.3	6	9	814	3,826	70	41.9	240	204	410
1984	11	181	589	2,010	14	89	198	1,263	44.9	9	12	787	3,273	60	42.3	212	197	439
1983	11	204	559	2,043	--	118	212	1,869	55.7	5	7	771	3,912	61	43.3	253	94	400
1982	11	199	566	2,232	--	109	227	1,565	48.0	10	15	793	3,794	73	40.8	234	261	368
1981	11	228	570	2,322	--	141	272	2,022	51.8	16	10	842	4,344	63	39.9	298	586	420
1980	11	172	540	1,865	--	110	223	1,366	49.3	9	15	763	3,231	70	38.0	188	311	209
1979	11	199	517	2,132	--	108	221	1,455	48.9	12	18	738	3,587	67	39.4	182	350	452
1978	11	220	542	2,429	--	123	231	1,769	53.2	9	21	773	4,198	55	40.5	268	482	731
1977	12	179	492	1,554	--	92	200	1,413	46.1	16	13	676	2,967	70	39.7	246	123	489
1976	12	205	520	1,683	--	120	226	1,602	53.1	12	21	746	3,285	62	39.4	206	39	542
1975	11	181	563	2,442	--	92	188	1,270	48.9	9	7	751	3,712	55	39.5	251	40	510
1974	12	167	570	2,275	--	63	174	796	36.2	6	16	744	3,071	64	40.3	152	98	410
1973	12	195	531	2,055	--	100	209	1,360	47.8	4	16	740	3,415	58	38.2	168	64	740
1972	12	195	578	2,142	--	94	206	1,417	45.6	7	15	784	3,559	54	40.6	188	129	1,028
1971	11	155	599	2,140	--	55	144	661	37.4	2	14	746	2,801	79	37.3	134	331	465
1970	12	187	516	1,912	--	104	226	1,213	46.0	6	16	742	3,125	62	37.5	165	218	747
1969	10	156	498	1,743	--	105	222	1,321	47.3	9	16	720	3,064	78	28.5	240	277	742
1968	10	167	440	1,471	--	130	286	1,668	45.5	10	18	726	3,139	71	39.0	241	95	584
1967	10	158	429	1,256	--	120	856	1,773	46.9	14	19	686	3,129	70	41.7	165	150	424
1966	10	183	497	1,855	--	124	226	1,487	54.8	10	16	723	3,342	57	38.0	216	65	486
1965	11	159	408	1,672	--	97	205	1,464	47.3	9	14	660	3,136	52	37.4	191	74	994
1964	11	126	417	1,156	--	89	200	1,106	44.5	4	12	615	2,262	55	38.2	120	190	--
1963	10	180	415	1,790	--	93	193	1,078	48.6	5	13	608	2,948	48	39.3	178	204	661
1962	10	185	549	2,203	--	89	161	1,041	55.3	9	7	710	3,244	50	38.6	250	152	531
1961	10	158	471	2,027	--	79	157	1,029	50.3	8	10	628	3,056	52	35.7	201	219	352
1960	10	193	518	1,821	--	75	159	1,206	47.1	14	17	676	3,027	48	35.9	182	272	554
1959	10	156	542	1,923	--	69	146	906	47.2	6	15	708	2,829	61	37.1	159	222	445
1958	10	168	519	1,804	--	103	197	1,291	52.0	8	14	581	3,095	60	34.4	163	300	490
1957	10	147	504	1,971	--	81	169	1,096	48.0	11	8	659	3,067	66	35.2	190	353	539
1956	10	--	549	2,411	--	46	117	769	39.0	8	12	666	3,170	52	34.7	216	440	319
1955	11	--	484	1,970	--	71	167	929	43.0	8	7	631	2,899	60	34.6	145	268	558
1954	10	--	471	1,803	--	69	161	868	42.0	3	11	630	2,671	53	33.2	157	330	896
1953	12	129	504	1,601	--	84	179	989	46.0	7	9	--	2,584	83	33.8	154	214	995
1952	11	182	--	2,501	--	86	185	1,127	46.5	--	14	--	3,615	--	--	239	--	--

OPPONENT RECORDS

INDIVIDUAL TOTAL OFFENSE

Most Plays: 76, Garrett Gilbert, SMU (8/30/13)
Most Yards: 564, Baker Mayfield, Oklahoma (10/22/16)

INDIVIDUAL TOUCHING

Longest Touchdown Run: 96, Mikell Simpson, Virginia (1/1/08)
Longest non-touchdown Run: 81, Ja'Quay Wilburn, North Texas (9/18/99)
Highest Average per rush: 25.3, Duran Hollis, Iowa State (10/29/11)
Most Yards in a quarter: 180 (4th), Brad Smith, Missouri (10/25/03)
Most Yards in a Half: 212 (2nd), D'Onta Foreman, Texas (11/5/16)
Most Yards in a Game: 341, D'Onta Foreman, Texas (11/5/16)
Most Carries: 45, Zain Gilmore, Missouri (10/25/03); Hodges Mitchell, Texas (11/4/00)

INDIVIDUAL PASSING

Longest Pass: 92, Trevone Boykin, TCU (10/25/14)
Most Yards in a Game: 545, Baker Mayfield, Oklahoma (10/22/16)
Most Passes Attempted: 63, Charlie Brewer, Baylor (11/11/17)
Most Passes Completed: 43, Charlie Brewer, Baylor (11/11/17)
Highest Completion Perc.: 83.8 (31-of-36), Brandon Weeden, Oklahoma St. (11/12/11)

INDIVIDUAL RECEIVING

Longest Reception: 92, Deante' Gray, TCU (10/25/14)
Most Receptions: 18, Josh Doctson, TCU (9/26/15)
Most Yards Receiving: 267, Josh Doctson, TCU (9/26/15)

INDIVIDUAL PUNTING

Longest Punt: 78, Cort Moffitt, New Mexico (8/26/00)
Most Punts: 12, Smith, Missouri (9/16/95)
Most Yards Punting: 522, Kirby Van Der Kamp, Iowa State (10/12/13)

INDIVIDUAL PUNT RETURNS

Longest Return: 82, Derius Davis, TCU (11/5/22)
Most Returns: 6, Tre'Davious White, LSU (12/29/15)
Most Yards: 103, Derius Davis, TCU (11/7/20)

INDIVIDUAL FIELD GOALS

Longest FG: 55, three times, Jason Ricks, Oklahoma State (11/27/04); Felipe Macias, Eastern Washington (8/30/08); Josh Lambert, West Virginia (10/11/14)
Most Made: 6, Jonathon Nichols, Ole Miss (9/27/03); Jaden Oberkrom, TCU (10/20/12)

INDIVIDUAL SCORING

Most Points: 48, Kalen Ballage, Arizona State (9/10/16)
Most Points by Kick: 23, Jaden Oberkrom, TCU (10/20/12)
Most Touchdown Rushing: 7, Kalen Ballage, Arizona State (9/10/16)
Most Touchdowns Passing: 7, three times, Dustin Long, Texas A&M (10/5/02); Trevon Boykin, TCU (10/25/14); Baker Mayfield, Oklahoma (10/22/16)
Most Touchdowns Receiving: 4, Wane McGarity, Texas (11/14/98)

INDIVIDUAL INTERCEPTIONS

Longest Return: 97, Derrick Strait, Oklahoma (11/14/98)
Most Interceptions: 3, Terrence Wheatley, Colorado (10/27/07)

MISCELLANEOUS INDIVIDUAL RETURNS

Most Kickoff Returns: 8, Brandon Banks, Kansas State (10/10/09)
Longest Kickoff Return: 100, three times, Robert Quiroga, Baylor (11/8/03); Tyler Lockett, Kansas State (10/15/11); Joshua Youngblood, Kansas State (11/23/19)
Longest Fumble Recovery Return: 63, Gerald Stewart, Louisiana-Lafayette (9/11/99)

TEAM TOTAL OFFENSE

Most Plays: 103, TCU (9/26/15)
Most Yards: 854, Oklahoma (10/22/16)
Most Touchdowns: 10, TCU (10/25/14)
Fewest Plays: 21, Centenary (1939)
Modern Record: 46, three times, Louisiana-Lafayette (9/11/99); North Texas (9/12/98); North Texas (9/9/20)

TEAM RUSHING

Most Carries: 79, Baylor (11/26/11)
Most Yards: 524, Nebraska (9/8/94)
Most Touchdowns: 8, Missouri (10/25/03)
Fewest Carries: 5, Houston (11/25/89)
Fewest Yards: -45, Arizona (10/14/33)
Modern Record: -12, Kansas State (8/31/96)

TEAM PASSING

Most Completions: 41, SMU (8/30/13)
Most Attempts: 63, Eastern Washington (8/30/08)
Most Interceptions: 6, Three teams; latest Houston (1993)
Most Yards Gained: 572, Houston Baptist (9/12/20)
Most Touchdowns: 7, Texas A&M (10/5/02); TCU (10/25/14); Oklahoma (10/22/16)
Fewest Completions: 3, North Texas (9/18/99); Navy (12/30/03)
Fewest Attempts: 9, Texas (11/5/11)
Lowest Completion Percentage: .161 (5-of-31), TCU (11/11/95)

TEAM PUNTING

Most Punts: 38, Centenary (1939)
Modern Game: 12, Murray State (9/3/22)
Highest Average (min. 3 punts): 57.8 (4-231), Colorado (10/26/02)

TEAM PUNT RETURNS

Most Returns: 20, Centenary (1939)
Modern Game: 7, Navy (12/30/03)
Most Yards Gained: 141, Navy (12/30/03)
Most Touchdowns: 1, several teams; latest TCU (11/5/22)

TEAM KICKOFF RETURNS

Most Returns: 11, Kansas State (10/10/09)
Most Yards Gained: 221, Kansas State (11/14/15)
Most Touchdowns: 1, several times times; latest Kansas State (11/23/19)

TEAM SCORING

Most Points: 82, at TCU (10/25/14)
Largest Margin of Victory: 77 points (77-0), vs. Lamar (9/8/18)
Largest Margin of Victory (Non-FCS): 60 points (70-10), vs. Nebraska (10/9/04)
Largest Margin of Defeat: 60 points (66-6), Oklahoma State (11/12/11)
Most Touchdowns: 10, twice, TCU (10/25/14); Oklahoma State (10/31/15)
Most Extra Points Made: 10, twice, TCU (10/25/14); Oklahoma State (10/31/15)
Most Field Goals Made: 6, Ole Miss (9/27/03); TCU (10/20/12)
Highest Losing Score: 53, at TCU (10/20/12)

TEAM FIRST DOWNS

Most First Downs: 38, twice, Baylor (11/26/11); TCU 9/26/15)
Most First Downs by Rushing: 25, Nebraska (10/14/00)
Most First Downs by Passing: 24, TCU (9/26/15)
Most by Penalty: 7, twice, Rice (9/15/07); West Virginia (10/14/17)
Fewest First Downs: 5, North Texas (9/12/98)
Fewest First Downs by Rushing: 2, Kansas State (8/31/96); North Texas (9/12/98); Murray State (9/3/22)
Fewest First Downs by Passing: 1, three times, Navy (12/30/03); Kansas (11/10/12); Texas (11/26/15)

TEAM TURNOVERS

Most Turnovers: 7, Houston (11/20/93); Nebraska (2004)
Most Fumbles: 8, Baylor (9/29/90)
Most Fumbles Lost: 4, four times, Ohio State (9/8/90); TCU (11/6/93); Nebraska (10/9/04); Kansas (10/31/09)
Most Fumbles Recovered: 5, New Mexico (9/3/94)
Most Interceptions: 7, Nebraska (10/9/04)
Most Interceptions of TCU: 5, Rice (10/20/90); Colorado (11/1/03); Oklahoma (11/22/03); Baylor (10/29/22)

TEAM PENALTIES

Most Penalties: 16, Texas (11/9/96); New Mexico (9/11/10)
Most Yards Penalized: 146, Texas (11/9/96)

PREVIEW

RED RAIDERS

STAFF

'22 REVIEW

HISTORY

RECORDS

TEXAS TECH

JONES AT&T STADIUM RECORDS



▲ **JONES AT&T STADIUM** is named in honor of former Texas Tech president Clifford Jones and his wife, Audrey. The name was altered in 2000 to Jones SBC Stadium, for Southwestern Bell Communications, which donated \$20 million to a renovation project. The name was altered again in 2006 to reflect the purchase of SBC by AT&T.

STADIUM FACTS

AVERAGE HOME ATTENDANCE RECORD:

58,934 - 2014 (6 games)

AVERAGE HOME STUDENT ATTENDANCE RECORD:

11,249 - 2013 (6 games)

STADIUM RECORD ATTENDANCE:

61,836 - Tech vs. #12 Oklahoma St. (Nov. 2, 2013)

FIRST GAME AT JONES AT&T STADIUM:

Nov. 29, 1947 - Texas Tech vs. Hardin-Simmons

FIRST GAME ON ARTIFICIAL TURF:

Sept. 12, 1970 - Texas Tech vs. Tulane

FIRST GAME ON FIELDTURF:

Sept. 2, 2006 - Texas Tech vs. SMU

ALL-TIME HOME RECORD (SINCE 1925):

In 98 seasons of football at Texas Tech, the Red Raiders are 368-189-13 all-time in home games.

ALL-TIME AT JONES AT&T STADIUM (SINCE 1947):

In 72 seasons, Texas Tech is 273-151-6 at home.

RECORD ATTENDANCE FOR SEASON OPENER:

60,778 - Tech vs. C. Arkansas (Aug. 30, 2014)

STADIUM RECORD FOR STUDENT ATTENDANCE:

16,092 - Texas Tech vs. #24 TCU (Sept. 12, 2013)

STADIUM RECORD FOR STUDENT ATTENDANCE - SEASON OPENER

15,142 - Tech vs. C. Arkansas (Aug. 30, 2014)

HOME WINNING STREAK AT JONES AT&T STADIUM:

12 - Began with 34-27 win over Oklahoma on Nov. 17, 2007, through a 52-30 loss to Texas A&M on Oct. 24, 2009

WINNING SEASONS:

61 - Winning or non-losing seasons in 71 years at Jones AT&T Stadium. The last team to go undefeated at home was the 2008 squad with a record of 7-0.

GAMES/SEASON RECORDS

Most Home Games, Season: 9 games (1932)

Most Home Games, Season (Since 1950): 8
(1994, 2000)

Most Home Wins, Season: 7 games
(1965, 2005, 2008)

Most Home Losses, Season: 5 games (1944, 1950)

Most Home Losses, Season (Since 1950): 4 games
(1952, 1957, 1962, 1966, 1981, 1982, 1984, 1990, 2011, 2017)

Most Home Ties, Season: 2 (1925)

Most Home Ties, Season (Since 1950): 1 game
(1954, 1956, 1968, 1979, 1981, 1983)

Undefeated Home Seasons: 14 (Last: 2008)

Longest Home Winning Streak: 13 (1939-42);
before Jones AT&T Stadium

Longest Home Losing Streak: 6 (1943-44)

SINGLE-GAME RECORDS

Most Points: 120 vs. Wayland (1925)

Most Points (Since 1950): 80
vs. Sam Houston State (2005)

Most Opponent Points: 70 vs. Oklahoma State (2015)

Most Combined Points: 125 (OU 66, Tech 59, 2016)

Most Combined Points (Since 1950): 125
(OU 66, Tech 59, 2016)

Largest Margin of Victory: 120
(Tech vs. Wayland - 1925)

Largest Margin of Victory (Since 1950): 77-0
vs. Lamar (2018)

MISCELLANEOUS RECORDS

All-Time Home Record: 368-189-13

All-Time Jones AT&T Stadium Record (since 1947):
269-149-6

Last Tie Game: vs. TCU, 10-10 (1983)

SEASON RECORDS

Most Points: 367 (2005)

Fewest Points: 20 (1928)

TOP ATTENDANCE MARKS

Attend	Game	Season
61,836	Tech vs. Oklahoma State	2013
61,283	Tech vs. TCU	2015
60,997	Tech vs. Texas State	2013
60,975	Tech vs. Texas	2022
60,961	Tech vs. Texas	2014
60,901	Tech vs. Oklahoma State	2017
60,879	Tech vs. Texas	2012
60,803	Tech vs. Texas	2016
60,800	Tech vs. Oklahoma	2012
60,778	Tech vs. Central Arkansas	2014
60,705	Tech vs. Baylor	2022
60,478	Tech vs. Oklahoma	2016
60,454	Tech vs. Oklahoma	2018
60,454	Tech vs. Texas	2018
60,454	Tech vs. Texas	2010
60,454	Tech vs. Oklahoma State	2010
60,277	Tech vs. Arkansas	2014
60,097	Tech vs. Stephen F. Austin	2016
60,073	Tech vs. Sam Houston State	2015
59,260	Tech vs. Iowa State	2011
59,014	Tech vs. Oklahoma	2014
58,955	Tech vs. New Mexico	2013
58,702	Tech vs. TCU	2012
58,547	Tech vs. Arizona State	2017
58,502	Tech vs. West Virginia	2014
58,416	Tech vs. Texas A&M	2011
57,733	Tech vs. Texas A&M	2009
57,528	Tech vs. SMU	2010
57,515	Tech vs. Louisiana Tech	2016
57,367	Tech vs. Iowa State	2013
57,205	Tech vs. Oklahoma State	2011
57,045	Tech vs. Iowa State	2017

JONES AT&T STADIUM RECORDS



YEAR-BY-YEAR HOME RECORDS

Season	Games	W	L	T	1998	6	5	1	0	1973	6	6	0	0	1948	5	4	1	0
2022	7	6	1	0	1997	6	3	3	0	1972	6	3	3	0	1947	6	4	2	0
2021	6	3	3	0	1996	6	4	2	0	1971	5	3	2	0	1946	5	5	0	0
2020	6	4	2	0	1995	5	5	0	0	1970	6	4	2	0	1945	6	3	2	1
2019	6	3	3	0	1994	8	6	2	0	1969	5	4	1	0	1944	6	1	5	0
2018	6	3	3	0	1993	6	4	2	0	1968	6	3	2	1	1943	4	2	2	0
2017	6	2	4	0	1992	6	4	2	0	1967	5	3	2	0	1942	5	2	2	1
2016	6	3	3	0	1991	6	3	3	0	1966	6	2	4	0	1941	6	6	0	0
2015	6	4	2	0	1990	5	1	4	0	1965	7	7	0	0	1940	5	5	0	0
2014	6	2	4	0	1989	6	5	1	0	1964	7	4	3	0	1939	6	4	2	0
2013	6	4	2	0	1988	5	3	2	0	1963	6	3	3	0	1938	6	6	0	0
2012	6	4	2	0	1987	6	5	1	0	1962	5	1	4	0	1937	6	5	1	0
2011	6	2	4	0	1986	6	4	2	0	1961	6	4	2	0	1936	6	4	2	0
2010	6	4	2	0	1985	6	3	3	0	1960	6	3	3	0	1935	6	4	2	0
2009	7	6	1	0	1984	6	2	4	0	1959	4	3	1	0	1934	7	5	1	1
2008	7	7	0	0	1983	6	2	3	1	1958	4	2	2	0	1933	6	5	1	0
2007	6	5	1	0	1982	5	1	4	0	1957	5	1	4	0	1932	9	7	2	0
2006	6	4	2	0	1981	6	1	4	1	1956	5	1	3	1	1931	3	3	0	0
2005	7	7	0	0	1980	7	4	3	0	1955	5	4	1	0	1930	6	3	3	0
2004	5	4	1	0	1979	6	3	2	1	1954	5	4	0	1	1929	5	1	3	1
2003	6	5	1	0	1978	5	4	1	0	1953	6	5	1	0	1928	4	2	2	0
2002	6	5	1	0	1977	5	3	2	0	1952	6	2	4	0	1927	7	5	2	0
2001	6	4	2	0	1976	6	5	1	0	1951	4	4	0	0	1926	5	4	0	1
2000	8	6	2	0	1975	6	5	1	0	1950	7	2	5	0	1925	6	4	0	2
1999	5	4	1	0	1974	6	5	1	0	1949	6	5	1	0	Totals:	570	368	189	13

GAME ATTENDANCE SINCE 1947

Season	Gms	Average	High	Opponent	1997	6	41,906	50,513	Texas A&M	1971	5	36,914	44,380	Texas A&M
2022	7	57,149	60,975	Texas	1996	5	45,317	51,344	Nebraska	1970	6	44,476	53,124	Texas
2021	6	52,402	55,821	TCU	1995	5	39,218	51,205	Texas A&M	1969	5	39,150	49,000	Texas A&M
2020*	6	13,088	16,615	Texas	1994	6	32,032	45,591	Texas	1968	6	43,199	50,352	SMU
2019	6	53,418	56,957	UTEP	1993	5	33,318	50,748	Texas A&M	1967	5	40,978	48,240	Texas A&M
2018	6	56,034	60,454	Oklahoma/Texas	1992	6	39,735	50,741	Texas	1966	6	34,708	48,155	Texas
2017	6	55,065	60,901	Oklahoma State	1991	6	37,905	50,577	Texas A&M	1965	7	35,979	45,619	Baylor
2016	6	58,250	60,803	Texas	1990	5	43,476	50,276	Texas	1964	6	37,155	47,100	Texas
2015	6	56,340	61,283	Oklahoma State	1989	6	37,983	50,743	Texas A&M	1963	6	32,333	38,000	Texas A&M
2014	6	58,934	60,961	Texas	1988	5	35,803	49,682	Texas	1962	5	28,473	42,000	Texas
2013	6	57,932	61,836	Oklahoma State	1987	7	31,132	42,625	Texas A&M	1961	6	22,583	38,500	Texas A&M
2012	6	57,215	60,879	Texas	1986	6	37,719	44,820	Texas	1960	6	19,475	32,000	SMU
2011	6	55,347	59,260	Iowa State	1985	6	36,392	50,148	Texas A&M	1959	4	17,116	23,000	TCU
2010	6	57,108	60,454	Texas/OSU	1984	6	36,839	50,722	Texas	1958	4	19,533	23,100	West Texas A&M
2009	7	50,249	57,733	Texas A&M	1983	6	39,459	52,109	Texas A&M	1957	5	20,700	27,000	Texas A&M
2008	7	53,625	56,333	Texas	1982	5	43,311	52,041	Texas	1956	5	18,400	22,000	TCU
2007	6	51,911	55,491	Texas A&M	1981	6	41,398	50,081	Texas A&M	1955	5	18,100	28,000	TCU
2006	6	50,874	56,158	Texas	1980	7	41,578	50,132	Texas	1954	5	17,100	24,500	Oklahoma A&M
2005	7	50,972	55,755	Texas A&M	1979	6	46,083	52,991	USC	1953	6	15,019	26,114	Texas A&M
2004	5	52,823	55,413	Texas	1978	5	45,286	54,012	Texas	1952	6	14,000	20,000	Houston
2003	6	49,608	53,135	Oklahoma	1977	5	43,557	55,008	Texas A&M	1951	4	17,000	19,000	TCU
2002	6	43,126	52,047	Texas	1976	6	43,366	54,187	Texas	1950	6	13,917	19,500	Texas
2001	6	46,101	52,649	Texas A&M	1975	6	39,584	52,254	Texas A&M	1949	6	14,133	18,000	Baylor
2000	8	42,215	53,027	Texas	1974	6	41,738	51,082	Texas	1948	4	15,125	19,000	Rice
1999	5	45,894	53,513	Texas A&M	1973	6	39,412	50,102	Texas A&M	1947	1	20,000	20,000	Hardin-Simmons
1998	6	43,256	50,647	Texas	1972	6	38,876	52,187	Texas					

* reduced capacity of 25% due to COVID-19 pandemic.

RED RAIDERS IN FBS RECORD BOOK

INDIVIDUAL RUSHING

Earliest game reaching 1,000 yards:

5th game - Byron Hanspard, Texas Tech, 1996 (1,112)

INDIVIDUAL PASSING

Most passes attempted in a season:

719 — B.J. Symons, Texas Tech, 2003 (13 games, completed 470)

Most passes completed in a season:

512 — Graham Harrell, Texas Tech, 2007 (13 games, attempted 713)

Most passes completed per game in a season:

39.4 — Graham Harrell, Texas Tech, 2007 (512 in 13)

Highest Percentage of completed passes in a game (Min. 40 completions):

90.9% — Seth Doege, Texas Tech vs. New Mexico, Sept. 17, 2011 (40 of 44)

Most yards gained in a game:

734 — Patrick Mahomes, Texas Tech vs. Oklahoma, Oct. 22, 2016 (completed 52 of 88)

Most yards gained in four consecutive games:

2,239 — B.J. Symons, 2003 (586 vs. NC State; 661 vs. Ole Miss; 505 vs. Texas A&M; 487 vs. Iowa St.)

Most games gaining 400 yards or more in a season:

11 — Graham Harrell, Texas Tech, 2007 (13 games)

Most passing yards by two opposing players in a game:

1,279 — Patrick Mahomes, Texas Tech (734) & Baker Mayfield, Oklahoma (545), Oct. 22, 2016

Most yards gained against one opponent per game (Min. 3 games):

486.3 — Graham Harrell, Texas Tech vs. Texas, 2006-08 (1,459 yards in 3 games)

INDIVIDUAL TOTAL OFFENSE

Most plays in a game: (Rushing and Passing)

100 — Patrick Mahomes, Texas Tech vs. Oklahoma, Oct. 22, 2016 (88 passes, 12 rushes; 819 yards)

Most plays in a season:

814 — Kliff Kingsbury, Texas Tech, 2002 (4,903 yards)

Most career plays per game (Min. 2,000 plays):

50.1 — Kliff Kingsbury, Texas Tech, 1999-2002 (2,156 in 43)

Most yards gained in a game:

819 — Patrick Mahomes, Tech vs. Oklahoma, Oct. 22, 2016 (85 rushing, 734 passing)

Most seasons gaining 4,000 yards or more:

3 — Graham Harrell, Texas Tech, 2006-08

Most yards gained by a freshman in a game:

602 — Alan Bowman, Texas Tech vs. Houston., Sept. 15, 2018 (63 plays)

Most yards gained in three consecutive games:

1,799 — B.J. Symons, Texas Tech, 2003 (618 vs. NC State; 681 vs. Ole Miss; 500 vs. Texas A&M)

Most yards gained in four consecutive games:

2,328 — B.J. Symons, Texas Tech, 2003 (618 vs. NC State, Sept. 20; 681 vs. Ole Miss, Sept. 27; 500 vs. Texas A&M, Oct. 4; 529 vs. Iowa St., Oct. 11)

Most games gaining 400 yards or more in a season:

11 — B.J. Symons, Texas Tech, 2003

Most games gaining 400 yards or more in a career:

21 — Graham Harrell, Texas Tech, 2006-08

Most consecutive games gaining 400 yards or more in a season:

9 — B.J. Symons, Texas Tech, 2003

Most consecutive games gaining 400 yards or more in a career:

9 — B.J. Symons, Texas Tech, 2003

Most yards gained against one opponent in a career per game (Min. 3 games):

553.0 — Patrick Mahomes, Texas Tech vs. Baylor, 2014-16 (1,659 yards)

Most yards gained by two opposing players in a game:

1,383 — Patrick Mahomes, Texas Tech (819) & Baker Mayfield, Oklahoma (564), Oct. 22, 2016

INDIVIDUAL RECEIVING

Most passes caught by two players on the same team in a season:

243 — Michael Crabtree (134) & Danny Amendola (109), 2007 (3,207 yards, 28 TDs)

Most passes caught by a running back in a career:

303 — Taurean Henderson, Texas Tech, 2002-05 (2,058 yards)

Most passes caught by a freshman in a season:

134 — Michael Crabtree, Texas Tech, 2007 (1,962 yards)

Most passes caught by a freshman in a season per game:

10.3 — Michael Crabtree, Texas Tech, 2007 (134 in 13 games)

Most yards gained by a tight end in a season:

1,352 — Jace Amaro, Texas Tech, 2013 (caught 106)

Most yards gained by a tight end in a season per game:

104.0 — Jace Amaro, Texas Tech, 2013 (1,352 in 13)

Most yards gained by a freshman in a season:

1,962 — Michael Crabtree, Texas Tech, 2007 (caught 134, 13 games)

Most yards gained by a freshman in a season per game:

150.9 — Michael Crabtree, Texas Tech, 2007 (1,962 in 13)

Most games gaining 100 yards or more by a freshman:

11 — Michael Crabtree, Texas Tech, 2007

Three Players, Same Team, Each Gaining 1,000 Yards in a season:

6 times: Carlos Francis (1,177), Wes Welker (1,099) & Nehemiah Glover (1,081), 2003

Five Players, Same Team, Each Catching 60 Passes or More in a season:

Wes Welker (97), Mickey Peters (78), Taurean Henderson (78), Nehemiah Glover (77) & Carlos Francis (75), Texas Tech, 2003

Most touchdowns caught by a freshman in a season:

22 — Michael Crabtree, Texas Tech, 2007

INDIVIDUAL SCORING

Most consecutive career made extra points:

233 — Alex Trlica, Texas Tech, 2004-07

INDIVIDUAL DEFENSE

Most total tackles in a season:

193 — Lawrence Flugence, Texas Tech, 2002 (14 games)

Most passes defended in a game:

8 — Joselio Hanson, Texas Tech vs. Oklahoma St., Nov. 9, 2002

Touchdowns Scored by Fumble Return and Interception Return in Same Game:

Paul McClendon, Texas Tech vs. North Texas, Sept. 22, 2001 (6-yard fumble return and 50-yard interception return)

PUNTING

Most Punts in a game:

36 — Charlie Calhoun, Texas Tech vs. Centenary (LA), Nov. 11, 1939 (1,318 yards; 20 were returned, 8 went out of bounds, 6 were downed, 1 was blocked (blocked kicks counted against the punter until 1955) and 1 went into the end zone for a touchdown. Thirty-three of the punts occurred on first down during a heavy downpour in the game played at Shreveport, LA.

Most punts of 50-plus yards in a game:

8 — Austin McNamara vs. Oklahoma State, 2022

Most yards on Punts in a game:

1,318 — Charlie Calhoun, Texas Tech vs. Centenary (LA), Nov. 11, 1939 (36 punts)

PUNT RETURNS

Most punt returns in a game:

20 — Milton Hill, Texas Tech vs. Centenary (LA), Nov. 11, 1939 (110 yards)

Most punt returns in a season:

57 — Wes Welker, Texas Tech, 2002 (752 yards, 14 games)

Most yards on punt returns in a career:

1,761 — Wes Welker, Texas Tech, 2000-03 (152 returns)

TOTAL KICK RETURNS

Most kick returns in a game: (Punt and kickoff returns)

20 — Milton Hill, Texas Tech vs. Centenary (LA), Nov. 11, 1939 (20 punts, 110 yards)



MEDIA INFORMATION

BIG 12 CONFERENCE

TEXAS TECH ATHLETICS ADMINISTRATION



▲ **KIRBY HOCUTT**, the second-longest tenured athletics director in school history, has led Texas Tech to unprecedented growth and success over the past decade.



KIRBY HOCUTT

Director of Athletics

Kirby Hocutt, a 2018 Under Armour Athletics Director of the Year, has guided the Texas Tech athletics department to unprecedented success since being named the 13th Director of Athletics in school history on March 2, 2011.

Under his leadership the past decade, Texas Tech has developed into one of the nation's elite athletics programs, a tenure highlighted by unprecedented revenue growth, significant investments into the student-athlete experience and a transformation of athletic facilities.

Hocutt, the second-longest tenured athletics director in school history, has been at the helm of Texas Tech's athletic program during its most-successful period in school history, a tenure highlighted by 16 of 17 athletic programs competing in the NCAA postseason or a bowl game. Texas Tech's programs have not only competed but advanced deep in the postseason throughout Hocutt's tenure as seven teams - men's track and field (indoor and outdoor), women's tennis, men's basketball, women's golf, men's golf and baseball - have all finished among the top-eight teams in the country for their respective sports over his tenure.

The 2018-19 academic year ranked as arguably the best in school history as the men's track and field team claimed the NCAA Outdoor title, the first national championship for a men's athletic program in school history. Texas Tech also made its fourth appearance at the College World Series in a six-year span, concluding its trip to Omaha by finishing among the final four teams for the first time ever.

Texas Tech came close to another national title earlier that year as the Red Raider men's basketball program navigated its way to the Final Four for the first time before falling in the National Final. The Red Raiders, who advanced to the Elite Eight round just a year before, also claimed the program's first ever Big 12 regular-season crown, one of 13 league titles for Texas Tech over the past eight years under Hocutt.

Texas Tech's success in competition under Hocutt has only been complimented by an athletic profile with a list of achievements such as:

- Texas Tech has claimed 16 Big 12 Conference titles during Hocutt's tenure (six in men's track and field, four in women's tennis, three in baseball and one in men's basketball, men's tennis and soccer).
- Hocutt has made several notable coaching hires over his Texas Tech career, none possibly more impressive, though, than baseball coach Tim Tadlock. Under Tadlock, the Texas Tech baseball program advanced to the College World Series for the first time in school history in 2014 and has since made three return trips to Omaha in 2016, 2018 and 2019. The Red Raiders are a mainstay atop the college baseball world, having advanced to the NCAA Regional round each of the past seven seasons, which is tied for the nation's sixth-longest streak.
- In addition to Tadlock, Hocutt is also responsible for the hiring of Joey McGuire as head football coach. In only one season, McGuire has captivated the Red Raider fanbase with an enthusiastic energy that has been matched by Texas Tech's performance on the field. The Red Raiders finished 8-5 in McGuire's

debut season after defeating both Texas and Oklahoma in the same season for the first time in history and recording their most Big 12 victories in more than a decade. Texas Tech capped the season with a dominating victory over Ole Miss in the TaxAct Texas Bowl.

- Texas Tech's success athletically was highlighted with a top-15 showing in the 2017-18 Capital One Cup men's standings and a top-five finish for the 2018-19 academic year. Texas Tech ranked as the top men's program in the state of Texas following both years and posted its highest two finishes all-time in the Capital One Cup.
- Off the field, Texas Tech unveiled the first athletics specific fundraising campaign in university history in August 2014: The Campaign for Fearless Champions. The campaign includes four components: enhance athletic facilities, invest in the athletics scholarship endowment, grow the J.T. and Margaret Talkington Department of Student-Athlete Development and provide for the future of Texas Tech Athletics. The now more than \$300 million initiative focuses on benefiting all 17 Texas Tech athletic teams.
- Soon after the campaign's launch, Hocutt and Hall of Fame Coach Marsha Sharp created the Talkington Department of Student-Athlete Development to help prepare student-athletes for success after graduation. The department focuses on many life skills for student-athletes such as resume building, etiquette training, interview skills and leadership development. Since its inception in 2014, Texas Tech has been able to mentor thousands of student-athletes through programming such as the Suited for Success series and various internship opportunities across the country.
- As part of The Campaign for Fearless Champions, Hocutt provided the vision and the plans to build the \$48 million Sports Performance Center, which opened in the fall of 2017. The world-class facility houses an indoor track and field competition venue and the Petersen Family Indoor Practice Facility along with sports medicine, nutrition and strength and conditioning areas.
- Texas Tech officially opened the Dustin R. Womble Basketball Center in May 2021, which is a \$32.2 million, nearly 59,000 square foot training facility for the Red Raider and Lady Raider basketball programs. The facility is easily among the finest in college athletics, providing both programs with their own practice courts as well as a 6,500-square-foot strength and conditioning area, one of the largest of its kind in the NCAA that is on-par with similar team headquarters in the NBA. Texas Tech's final investment in the facility was the mounting of video boards in both gyms, making the Womble Center the only practice facility in the country at the time with interactive video boards.
- Texas Tech has made several upgrades to Jones AT&T Stadium through The Campaign for Fearless Champions, including upgraded premium seating in the north end of the stadium as well as the north end zone colonnade. Texas Tech launched its most-significant investment into football to date in December 2022 as construction began on the \$220 million south end zone and Dustin R. Womble Football Center project that will only compliment earlier upgrades to Jones AT&T Stadium.
- The student-athlete experience has been a key priority under Hocutt's leadership as Texas Tech opened the Cash Family Sports Nutrition Center in February 2020. The state-of-the-art facility is the day-to-day dining location for the university's more than 400 student-athletes, offering on-site meal prepara-

TEXAS TECH ATHLETICS ADMINISTRATION

PREVIEW

RED RAIDERS

STAFF

'22 REVIEW

HISTORY

RECORDS

TEXAS TECH

tions, a 220-person seating capacity as well as the Dean and Christi Quinn Education Kitchen for Texas Tech's nutritional staff to educate student-athletes on proper cooking prep and storage.

Texas Tech student-athletes have excelled in the classroom under Hocutt's watch, raising the bar multiple times in terms to the highest term and cumulative grade-point averages in school history. Texas Tech student-athletes have combined for at least a 3.0 GPA over 17-consecutive semesters through the 2023 spring term. During this span, student-athletes have set new school records for the highest semester and cumulative GPAs in history.

Throughout his tenure at Texas Tech, Hocutt has been prominent on several national committees, possibly none more recognizable than his role on the College Football Playoff Selection Committee. Hocutt was named to the CFP Selection Committee in 2015 and served his second year as the committee chairman during the 2017 season. The CFP Selection Committee is responsible for selecting the top four teams in the playoff while also placing the next group of teams to the remaining New Year's bowls. He is currently a member of the NCAA Baseball Committee.

Hocutt's success at Texas Tech was recognized in March 2018 as he was named an Under Armour Athletics Director of the Year by the National Association of Collegiate Directors of Athletics (NACDA). Hocutt was one of four sitting athletics directors at the NCAA FBS level to win the prestigious award.

Hocutt arrived at Texas Tech following three years at the University of Miami (Fla.) where he was named Athletics Director on Feb. 8, 2008. He previously earned his first opportunity as a NCAA Division I athletics director at Ohio University in 2005 at only the age of 33.

A Sherman, Texas native, Hocutt also served stints in the athletics departments at Kansas State (1996-97) and the University of Oklahoma (1998-2005). Prior to his time at Oklahoma, Hocutt served as the coordinator of licensing at the National Collegiate Athletic Association. He began his sports administration career as the assistant director of marketing and promotions at his alma mater, Kansas State University.

A former football student-athlete at Kansas State, Hocutt was a four-year letterman at linebacker while leading the Big 8 Conference in tackles as a junior in 1993. Hocutt, who was elected captain his senior year, was named to the All-Big 8 Conference team following his junior season. The Sporting News selected him in 1993 as one of the nation's top-20 "most underrated" players.

Hocutt earned his bachelor's degree from Kansas State in 1995 and his master's of education degree from the University of Oklahoma in 2001. He and his wife, Diane, have two sons - Drew Phillips and Brooks Ryan. Drew is currently a football student-athlete for the Red Raiders.

THE KIRBY HOCUTT FILE

Date announced as Director of Athletics: March 2, 2011
 Hometown: Sherman, Texas
 Bachelor's of Science Degree: Political Science, Kansas State University, 1995
 Master of Education: University of Oklahoma, 2001
 Wife: Diane
 Sons: Drew Phillips and Brooks Ryan

CAREER TIMELINE

1995-96 - Internship, College Football Association
 1996-97 - Assistant Director of Marketing and Promotions, Kansas St. University
 1997-98 - Licensing Coordinator, National Collegiate Athletic Association (NCAA)
 1998-2005 - Associate A.D. for External Operations and Sports Administration, University of Oklahoma
 2005-08 - Director of Athletics, Ohio University
 2008-11 - Director of Athletics, University of Miami (Fla.)
 2011-Present - Director of Athletics, Texas Tech University

NOTEWORTHY AWARDS/ADMINISTRATIVE COMMITTEES

- NCAA Division I Baseball Committee, 2020-23
- Finalist for Athletics Director of the Year (Sports Business Journal), 2020
- USA Football Development Model Council, 2019
- Under Armour Athletics Director of the Year, 2018
- College Football Playoff Selection Committee Chairman, 2016-17
- College Football Playoff Selection Committee, 2015-17
- Chairman, NCAA Division I Football Recruiting Subcommittee, 2013-15
- Big 12 Representative, NCAA Division I Leadership Council, 2012-15
- NCAA Division I Athletic Directors Association Executive Committee
- Named to Street & Smith's Sports Business Journal's Forty Under 40, 2010
- Orange Bowl Committee



JONATHAN BOTROS
 Deputy Athletics Director

Jonathan Botros, a native Lubbockite and two-time graduate of Texas Tech University, was named Deputy Athletics Director in June 2023 where he oversees the day-to-day operations of the athletics department as the second in command to Director of Athletics Kirby Hocutt.

Botros also serves as the chief financial officer where he oversees the athletics department's more than \$110 million budget. As part of his CFO duties, Botros has oversight over the department's accounts receivable, purchasing and procurement, contracting, human resources, financial reporting and travel. He is also responsible for the development and monitoring of all capital project funding plans and serves as the liaison to Texas Tech's Office of General Counsel, Office of Audit Services and the University's Senior Vice President for Administration and Finance.

In addition to his role as CFO, Botros oversees the departments of information technology, facilities and game operations as well as equipment operations and the athletics department's relationship with The Rawls Course. As part of his new role, he will now serve as the sport supervisor for the Texas Tech men's basketball program after a lengthy tenure overseeing a track and field program that captured multiple Big 12 titles and won the 2019 NCAA Men's Outdoor National Championship.

Botros has helped Texas Tech navigate one of the largest periods of budgetary growth in its history since he joined the department as Senior Associate Athletics Director and CFO in May 2016. Texas Tech will enter the 2023-24 academic year with a \$113 million budget, its highest in school history. During his time in the department, he has helped to ensure each fiscal year ended with a balanced budget with continued increased revenues exceeding expenses.

A major point of emphasis for Botros has been the strategic management of Texas Tech's facilities debt as he helped decrease \$115 million in debt upon his arrival in 2016 down to \$50 million in only five years. This plan has been carried out simultaneously with the development of capital plans to construct more than \$300 million dollars in new athletics facilities, namely the Sports Performance Center, the Dustin R. Womble Basketball Center, the Cash Family Sports Nutrition Center, a new baseball team clubhouse at Rip Griffin Park and now the south end zone and Dustin R. Womble Football Center project.

Botros moved to the athletics department after previously serving as the managing director for administration and finance information systems management for Texas Tech University. In this role, Botros also served as a business management analyst for Texas Tech University's Chief Financial Officer, Noel Sloan.

Botros earned a bachelor's of business administration in marketing from Texas Tech University in 2004. He added a master's of business administration in finance in 2010.

Botros, a lifelong supporter of Texas Tech Athletics, resides in Lubbock with his wife, Danna, and their two sons, Kannan and Lincoln.

TEXAS TECH UNIVERSITY



▲ **TEXAS TECH UNIVERSITY** was founded in 1923 as Texas Technological College before eventually being renamed Texas Tech University on Sept. 1, 1969.

HISTORY OF TEXAS TECH UNIVERSITY

Texas Tech University was created by legislative action in 1923 and has the distinction of being the largest comprehensive higher education institution in the western two-thirds of the state of Texas. The university is the major institution of higher education in a region larger than 46 of the nation's 50 states and is the only campus in Texas that is home to a major university, law school and medical school.

Originally named Texas Technological College, the college opened in 1925 with six buildings and an enrollment of 914. Graduate instruction did not begin until 1927 within the school of Liberal Arts. A "Division of Graduate Studies" was established in 1935 and eventually became known as the Graduate School in 1954.

By action of the Texas State Legislature, Texas Technological College formally became Texas Tech University on September 1, 1969. At that time the schools of Agricultural Sciences, Arts and Sciences, Business Administration, Education, Engineering and Home Economics also became known as "colleges." Architecture became a college in 1986. Two colleges changed their names in 1993 to reflect the broadening fields each serves: the College of Agricultural Sciences became the College of Agricultural Sciences and Natural Resources and the College of Home Economics became the College of Human Sciences. The Honors College was established in 1998, and the College of Visual and Performing Arts opened in 2002. Mass Communications became a college in 2004 and became the College of Media & Communication in 2013.

The Texas State Legislature authorized funds in 1965 for establishing the Texas Tech University School of Law, and the Law School's first dean was appointed in 1966. The first class of 72 students enrolled in 1967. The Law School was approved by the American Bar Association in 1970 and is fully accredited by the Supreme Court of Texas (1968) and the Association of American Law Schools (1969).

As a member of the National Collegiate Athletic Association, Texas Tech began competing in the Big 12 Conference in 1996 after a 35-year membership in the former Southwest Conference.

TEXAS TECH ATHLETICS EXECUTIVE STAFF



DEEDEE BROWN-CAMPBELL
Senior Associate AD



JENNIFER BRASHEAR
Senior Associate AD



ROBERT GIOVANNETTI
Senior Associate AD



AMY HEARD, PH.D.
Senior Associate AD



MIKE RYAN
Senior Associate AD



BRIAN SHANNON
Faculty Athletics Rep.



GRANT STOVALL
Senior Associate AD



ANDREA TIREY
Senior Associate AD

SPORT ADMINISTRATORS

Football
Baseball
Men's Basketball
Women's Basketball
Men's Golf
Women's Golf
Soccer
Softball

Deedee Brown-Campbell (interim)
Robert Giovannetti
Jonathan Botros
Deedee Brown-Campbell
Deedee Brown-Campbell
Amy Heard
Amy Heard
Deedee Brown-Campbell

Track & Field
Men's Tennis
Women's Tennis
Volleyball

Amy Heard
Sandy Collins
Mike Ryan
Sandy Collins

TEXAS TECH ADMINISTRATION



TEDD L. MITCHELL, M.D.
Chancellor, TTU System

Tedd L. Mitchell, M.D., was named the fifth chancellor of the Texas Tech University System (TTU System) on Oct. 25, 2018.

Mitchell is the CEO of a nearly \$3 billion, five-university higher education enterprise consisting of Texas Tech University (TTU), Texas Tech University Health Sciences Center (TTUHSC), Angelo State University (ASU), Texas Tech University Health Sciences Center El Paso (TTUHSC El Paso) and Midwestern State University (MSU Texas).

Collectively, the TTU System enrolls approximately 63,000 students, has an endowment valued at more than \$1.7 billion and operates at 26 academic locations in 22 cities (20 in Texas, 2 internationally).

Mitchell works collaboratively with the TTU System Board of Regents, TTU System Administration and university presidents to enhance the TTU System's profile and support shared missions of advancing higher education, health care, research and community outreach. Additionally, Mitchell guides the TTU System's engagement with elected officials in Austin and federal leaders in Washington, D.C., to further increase funding and support.

During the 88th Texas Legislature in 2023, Mitchell led the TTU System to monumental success as the system's five component universities received significant funding to support strategic institutional initiatives. This investment from the state included nearly \$130 million dedicated to exceptional items across the system, and - if passed through a statewide constitutional amendment in November 2023 - the establishment of the Texas University Fund (TUF). With an initial investment of more than \$3 billion, the TUF would support research institutions including TTU, University of Houston, University of North Texas and Texas State University. The initial distribution for TTU (for fiscal year 2024) is projected to be \$44 million.

Mitchell was named a finalist for The Dallas Morning News (DMN) 2022 Texan of the Year. Among the 12 finalists selected, Mitchell was recognized for his leadership of the TTU System's pursuit of establishing the state's first dental school in over half a century and the state's first veterinary school in more than 100 years. Both programs finished their first academic year in the spring of 2022, a feat the DMN touted as getting rural Texans on the radar of the state legislators in Austin and a mission to boost health care and agriculture across small towns across Texas.

Mitchell was instrumental in securing the system's partnership with MSU Texas, which officially joined as the fifth member institution of the TTU System on Sept. 1, 2021, following the 87th Texas legislative session when Gov. Greg Abbott authorized House Bill 1522.

Historic milestones were achieved under Mitchell's leadership in 2019 during the 86th Texas Legislature, when legislative support and approval was provided to establish the TTU School of Veterinary Medicine in Amarillo and the Hunt School of Dental Medicine at TTUHSC El Paso. The addition of these two schools made the TTU System one of only nine in the nation to offer programs for undergraduate, medical, law, nursing, pharmacy, dental and veterinary education, among other academic areas.

Mitchell also implemented a values-based culture at the TTU System Administration, where all employees embarked on a journey together to identify and establish a set of commonly shared values. Nearly 200 team members determined People First, Integrity, Community, Respect and Exemplary Service as the five shared values of the TTU System Administration.

Mitchell first joined the TTU System when he was named the eighth president of TTUHSC on May 17, 2010. He held a dual appointment as chancellor and president for approximately one year until deciding to close his presidential tenure in 2019 after nearly a decade at the helm of TTUHSC. He is the longest-tenured president in the 52-year history of the university and led the institution to monumental milestones, record growth in enrollment, academic excellence and physical campus expansion.

During Mitchell's tenure as president, TTUHSC and its leadership spearheaded the university's first fundraising campaign, a \$100-million initiative, and successfully implemented a values-based culture at the university and its six campuses across the state. In 2013, Mitchell helped transform TTUHSC's regional campus in El Paso into a standalone university and the system's fourth institution, TTUHSC El Paso.

Prior to arriving at TTUHSC, Mitchell served as president and CEO of the Cooper Clinic in Dallas, an internationally recognized center of excellence in preventive

and sports medicine. Mitchell earned a Bachelor of Science at Stephen F. Austin State University in 1983. He is an Ashbel Smith Distinguished Alumnus of the University of Texas Medical Branch, where he received his Doctor of Medicine in 1987, and, in 2012, he was honored as a distinguished alumnus of the Department of Internal Medicine. He is a Fellow of the American College of Physicians and the American College of Sports Medicine. From 1988 to 1996, he served as a captain in the U.S. Army Reserves (Medical Corps).

The Mitchells have three children: Katherine Schwartz, an assistant district attorney in Dallas; Charlie, a petroleum engineer and TTU alumnus, who is pursuing a master's degree at Harvard University; and Chris, a TTU and Villanova alumnus, who is pursuing a career in the military. They have two grandchildren, Isabelle Grace and Cooper Benjamin.



DR. LAWRENCE SCHOVANEC
President

Under Lawrence Schovanec's leadership, Texas Tech University has reached new heights, exceeding benchmarks in student enrollment, research awards and expenditures and fundraising.

After receiving his doctorate in mathematics from Indiana University, Schovanec joined Texas Tech's faculty as an assistant mathematics professor. Today, as the university's 17th president, his tenure at Texas Tech has spanned more than four decades. He's served as a department chair, dean, provost and, since 2016, as president of the university.

Since Schovanec's appointment, Texas Tech has received more than \$900 million in philanthropic gifts, and the university's infrastructure has seen considerable improvements through the investment of more than \$700 million in campus facilities.

In 2020, Texas Tech's enrollment exceeded 40,000 students for the first time. One year earlier, the university reached two milestones: The U.S. Department of Education designated Texas Tech a Hispanic-Serving Institution, and the Texas Legislature approved the establishment of the Texas Tech University School of Veterinary Medicine, the state's first in more than a century.

Reaffirmed a "Very High Research Activity" institution by the Carnegie Classification of Institutions of Higher Education, the university's research enterprise continues to grow, exceeding \$200 million in total research expenditures.

Continued support from the State of Texas has effected positive changes on the university. As an advocate for Texas Tech and higher education more broadly, Schovanec has prioritized demonstrating the value and return on such investments that not only benefit Red Raiders but the state and the nation.

Aside from his role as president, Schovanec serves as the chair of the Texas Council of University Presidents and Chancellors and chair of the board of the Texas International Education Consortium. He also is a member of the NAFSA Board of Directors and the outgoing chair of the Big 12 Board of Directors.

Schovanec and his wife Patty, a member of the mathematics faculty, are inspired every day by the students and alumni. Together, they share the values of grit, determination and hard work - traits that are on display every day by Red Raiders across the globe.

PREVIEW

RED RAIDERS

STAFF

'22 REVIEW

HISTORY

RECORDS

TEXAS TECH

TEXAS TECH TRADITIONS



▲ **THE WILL ROGERS STATUE** is wrapped with red crepe paper before every home football game, one of the most-popular traditions at Texas Tech University.

ARBOR DAY

When Texas Tech first started, most of the funds went towards the buildings, but the campus was lacking its landscape. Then, in 1937, President Bradford Knapp decided to dedicate one day every spring to beautify the campus. On the first day of this now annual tradition, 20,000 trees were planted. This Tech tradition still goes on today as student and teachers plant trees and beautify the campus on Arbor Day.

BANGIN' BERTHA (SADDLE TRAMP BELL)

Saddle Tramps carry Bangin' Bertha, a bell on a trailer, to all home football games and homecoming events. Bertha was designed in 1959 by Saddle Tramp Joe Winegar, and was donated by the Santa Fe Railroad. Bangin' Bertha is considered a spirit-raiser and a big tradition at Texas Tech.

BLARNEY STONE

On St. Patrick's Day in 1939, Texas Tech University unveiled that they had discovered a piece of the Blarney Stone. According to the legend the stone was discovered by a group of petroleum engineers while they were on a field trip. After doing tests it was discovered that the stone was a piece of the original Blarney Stone. The stone now lies on a stand in front of the old Electrical Engineering Building. It is said that seniors that kiss the Blarney Stone upon graduation will receive the gift of eloquent speech.

CARILLON

In 1973, Ruth Baird Larabee made a donation to Texas Tech University to buy and install a carillon in memory of her parents. The Charles and Ruth Baird Memorial Carillon is located in the west tower of the administration building at the center of the Texas Tech campus. The beautiful music of the 36-bell instrument ring out over the campus during times of celebration and solemnity. Students, faculty, and staff, as well as visitors to the university, have enjoyed the music for 30 years. The carillon became one of Texas Tech's treasured traditions.

The carillon was refurbished and extended in 2005, adding additional bells to make 3 ½ octaves. The bourdon (the largest bell) weighs approximately 800 pounds, and the smallest, only about eight pounds. Twelve of the bells were cast by Whitechapel Bell Foundry in England, 24 were cast by the Paccard

Foundry in France, and the newest bells, by Meek & Watson Foundry in Ohio. The estimated value of this collection of bells today is \$250,000.

According to The Guild of Carilloners in North America, "A carillon is a musical instrument composed of at least 23 bells, arranged in chromatic sequence, so tuned as to produce concordant harmony when many bells are sounded together. It is played from a keyboard that allows expression through variation of touch."

Every year since its inception, the Carol of Lights has featured carillon music. Additionally, each year on the Fourth of July at 1:00 p.m., the carillon is played in conjunction with the ceremonial ringing of the Liberty Bell in Philadelphia. Summer Sunday evening concerts are another Tech tradition.

CAROL OF LIGHTS

To celebrate the holiday season, Texas Tech holds an annual event called the Carol of Lights. The event starts off with the Texas Tech University Combined Choirs performing selections of classic holiday songs at the Science Quadrangle. When the lighting ceremony commences, Students, as well as those who came for the show, stand in awe as over 25,000 red, white, and orange lights illuminate the 13 buildings surrounding memorial circle.

This tradition started in 1959 when Harold Hinn came up with the idea and provided the funds to cover the science quadrangle and the administration building with lights. Unfortunately students were away on Christmas break and did not see the display. The following year, the Residence Hall Association created the Christmas Sing, which is now known as the Carol of Lights. Today, the Carol of Lights is one of Texas Tech's favorite traditions.

DOUBLE T BENCH

Located in the courtyard behind the Administration Building, this special bench was given by the seniors of the class of 1931. It was an announced tradition that no freshmen were allowed to sit on it.

DOUBLE T SADDLE MONUMENT

Before the football team runs onto the field, they touch the sculpture of a saddle. The saddle was dedicated by the Saddle Tramps to Double T, one of the many Masked Rider Horses that served proudly over the years.

DOUBLE T

There is no other symbol more recognized with Texas Tech than the Double T symbol. Though no one has yet stepped forward to claim credit for its design, historical evidence points to Texas Tech's first football coach E.Y. Freeland, who put the Double T logo on sweaters for the football players.

FIGHT SONG (FIGHT! RAIDERS! FIGHT!)

Fight, Raiders, Fight! Fight, Raiders, Fight!
Fight for the school we love so dearly.
You'll hit 'em high, you'll hit 'em low.
You'll push the ball across the goal,
Tech, Fight! Fight!

We'll praise your name, boost you to fame.
Fight for the Scarlet and Black.
You will hit 'em, you will wreck 'em.
Hit 'em! Wreck 'em, Texas Tech!
And the Victory Bells will ring out!
----Written by Carroll McMath

GOIN' BAND FROM RAIDERLAND

The Goin' Band from Raiderland is one of the largest spirit raisers on campus and among the finest bands in the country. The original band in 1925, numbering only 21 members, was dressed in matador uniforms. In recent years, the band's 400 members have returned to variations on that original look. The Goin' Band performs at home and away football games, parades and at other special events. Following home games, devoted fans stick around to join the band in their traditional march out of Jones AT&T Stadium, through the engineering key, around the circle, by the Administration Building and ending at the band parking lot behind the Music Building. The band was the 1998 recipient of the prestigious Sudler Trophy as the nation's top marching band.

GUNS UP

The "Guns Up" sign is the widely recognized greeting of one Red Raider to another. It is also the sign of victory displayed by the crowd at every athletic event. The sign is made by extending the index finger outward while extending the thumb upward and tucking in the middle, little and fourth fingers to form a gun.

The sign can be traced back to L. Glenn Dippel, a 1961 alumnus of Texas Tech. He and his wife Roxie were living in Austin and faced the daily presence of the "Hook" 'em

TEXAS TECH TRADITIONS



▲ THE MASKED RIDER remains one of the most recognizable traditions in college football after Joe Kirk Fulton first led the team out onto the field at the 1954 Gator Bowl.

Horns" hand sign used by University of Texas fans. So, the Dippels decided to retaliate. They looked to mascot Raider Red and his raised guns for their inspiration and in 1971 developed the Guns Up hand symbol. The Saddle Tramps and Texas Tech cheerleaders immediately adopted Guns Up and a new tradition was born.

HOMECOMING

Homecoming is an exciting week full of activities for Texas Tech students. Such activities include a bonfire, parade, float competitions, open houses, award programs, and of course the homecoming football game. Another favorite event, which has been around since 1954, is the election of the homecoming queen.

MASKED RIDER

The Masked Rider is the oldest and most popular mascot of Texas Tech University that still exists today. Originally the Masked Rider started as a dare in 1936 and was then called the ghost rider, because no one knew the rider's identity. These ghost riders circled the field at home football games and then disappeared.

The Masked Rider did not become an official mascot until 1954, when Joe Kirk Fulton led the team out onto the field at the Gator Bowl. Fulton, wearing Levi's, red shirt, a black cape and mounted on a black horse, awed the crowd as the team made one of the most sensational entrances ever.

MATADOR SONG (ALMA MATER)

Fight, Matadors, for Tech!
Songs of love we'll sing to thee,
Bear our banners far and wide.
Ever to be our pride,
Fearless champions ever be.
Stand on heights of victory.
Strive for honor evermore.
Long live the Matadors!
----Music by Harry Lemaire, words by R.C. Marshall

RAIDER RED

Prior to the 1971 season, the Southwest Conference passed a rule that prevented members of the conference from taking live animals to non-home games unless the host team had no objections. So Jim Gaspard, a member of the Saddle Tramps, created Raider Red from a drawing by the late Lubbock cartoonist Dirk West as an alternative to the Masked Rider. Raider

Red's student persona is kept a secret from the Tech community. Red is a public relations mascot who shakes hands with the crowds at athletic events and poses for pictures. Raider Red fires his two 12-gauge shotguns using powder-filled shells after every Tech touchdown and field goal.

SADDLE TRAMPS

Formed by Tech student Arch Lamb in 1936, this all-male booster organization supports men's athletics at Texas Tech. The name Saddle Tramp came from the stories of traveling men who would come to a farm for a brief time, fix up some things and move on. Lamb said he decided that he could fix up some things himself before moving on, and the Saddle Tramps were born. Since that time the Saddle Tramps believe if something was for the betterment of Texas Tech then they would work at it.

These Midnight Raiders "paint the campus red" with crepe paper before big home games, form the legendary "Bell Circle" moments before kickoff, ring Bangin' Bertha, participate in parades and other campus events (including the Carol of Lights), and ring the Victory Bells after Red Raider victories.

TEXAS TECH SEAL

Designed by the campus' master planner, William Ward Watkin, in 1924, the Texas Tech Seal's symbols are the lamp, which represents "school," the key for "home," the book for "church," and the star for "state." Cotton bolls represent the area's strong cotton industry and the eagle is suggestive of our country. The seal first appeared on Tech diplomas in 1948, but it wasn't officially approved as "The" Seal of Texas Tech University until 1953. On April 27, 1972, the seal was placed at the Broadway and University entrance to the campus in what became known as the Amon G. Carter Plaza. It is made of red granite and stands 12 feet high. It has been referred to by students through the years as "the Oreo."

TTAA CLASS RING AND CEREMONY

Since 1999, the official Texas Tech Alumni Association Class Ring has been the universal symbol of academic achievement at Texas Tech. The single ring is a tradition that was brought back from the 1950s that encompasses the Double T, Masked Rider, Administration Bell Tower, and the Texas Tech seal. Cast inside each ring is "Strive For Honor," taken from "The

Matador Song." Rings are presented by the University president at the Official Ring Ceremony in the Market Alumni Center.

VICTORY BELLS

In 1936 victory bells were given to Texas Tech as a class gift. The bells rang for the first time at the 1936 class's graduation. It is said that after the win over TCU, the following year, the bells rang throughout the night. The bells kept Lubbock residents up all night. Thereafter, the bell ringing was limited to 30 minutes. Saddle Tramps ring the bells after Texas Tech victories and during special occasions. The Victory Bells - one large and one small, which combine to weigh 1,200 pounds - hang in the east tower of the Administration Building.

WILL ROGERS AND SOAPSUDS

One of the most well-known landmarks on campus is the statue of Will Rogers and his horse Soapsuds. This memorial was dedicated on February 16, 1950 by longtime friend of Rogers, Amon G. Carter. Carter believed Texas Tech was the perfect setting for the statue and that it would fit into the traditions and scenery of West Texas.

The statue stands at 9'11" tall and weighs 3,200 pounds; its estimated cost was \$25,000. On the base of the statue, the inscription reads "Lovable Old Will Rogers on his favorite horse, 'Soapsuds,' riding into the Western sunset."

Today, Texas Tech tradition and legends surrounds the statue. According to one legend, the plan to face Will Rogers so that he could be riding off into the sunset did not work out as it would cause Soapsuds' rear to be facing downtown. To solve this problem, the horse and Will was turned 23 degrees to the east so the horse's posterior was facing in the direction of Texas A&M, one of the school's rivals.

Before every home football game the Saddle Tramps wrap Old Will with red crepe paper. Will Rogers and Soapsuds have also been wrapped up in black crepe paper to mourn national tragedies.

PREVIEW

RED RAIDERS

STAFF

'22 REVIEW

HISTORY

RECORDS

TEXAS TECH

TEXAS TECH SPORTS NETWORK

The Red Raiders play here! The Texas Tech Sports Network from Learfield is your home for all of the excitement of Texas Tech football. Week after week, TTSN's complete coverage of the Red Raiders provides Texas Tech fans with everything they need to know about Red Raider football.



TTSN, over 35 radio affiliates strong, blankets Texas with complete coverage of Red Raider Football. Fans have the luxury of listening to the Red Raiders statewide thanks to the network's strong lineup of affiliates. TTSN was there every step of the way through Texas Tech's 2022 football season and will be on hand once again this year as the Red Raiders challenge for the Big 12 championship.

Play-by-play announcer Brian Jensen returns for his 24th season with the network, joined by color commentator John Harris and sideline reporter Chris Level. Together they bring the action and excitement of Red Raider football to the Lone Star State and beyond.

Football on TTSN begins with "The Pregame Show," featuring Texas Tech head coach Joey McGuire. The network's coverage continues with an extensive halftime show, updating you with updated scores and college football news from around the nation. It extends well after the final play into the locker room for postgame interviews that provide insight from Texas Tech coaches and players. Whether you're at Jones AT&T Stadium, at home or in your car, TTSN is a must for every fan on gameday.

Fans outside the coverage area will once again be able to listen to Red Raider games live on the Internet through Texas Tech TV. By logging onto www.TexasTech.com, live play-by-play of Texas Tech Football is just a click away. The games also are carried on Sirius/XM Satellite Radio (channel varies).

All games will also be available on the Varsity Network App, available for download in your iTunes or Android store. For complete coverage of Red Raider Football, there's no better seat in the house, in the car or at the stadium than with TTSN.

BRIAN JENSEN

Jensen will be handling play-by-play duties for the 24th season. He matches the Red Raiders high-octane attack by bringing an energetic style to listeners throughout the Texas Tech Sports Network. Jensen is an award-winning broadcaster, earning a Regional Emmy for live reporting and a Dallas Press Club Katie Award for "Best SportsCast" as a television anchor and reporter in the Dallas - Fort Worth market throughout the 1990's. Jensen is a Texas Tech graduate.



JOHN HARRIS

A name synonymous with sports on the South Plains, John Harris enters his 41st season of Red Raider Football on the airwaves. Harris began his association with Texas Tech Football on radio in 1984 as a color analyst with broadcasting legend Jack Dale. Regarded as one of the most-prepared analysts to cover college football, Harris will enter the 2023 season having covered more than 500-consecutive Red Raider football games over his career. He has sat in the anchor position at all three Lubbock television stations and retired from anchoring at KAMC-TV in May 2000. In 1997, the Associated Press awarded Harris with "Best SportsCast in Texas" honors. Harris is a Texas Tech graduate while majoring in telecommunications with a minor in English.



CHRIS LEVEL

Level enters his 14th season as the sideline reporter for the Red Raiders. Level is also entering his 16th year of hosting the weekly Red Raider Football Show radio show, which airs each Thursday during the season at Rudy's BBQ (Loop 289 location). He is also site publisher for RedRaidersSports.com, an affiliate of Rivals.com and managing editor of Red Raider Sports magazine. Level is a frequent contributor to radio shows around the state and nation as well as nationally syndicated Rivals Radio. Level was previously a co-host on the popular "Tech Talk" radio show on Double T 97.3 for 17 years before accepting a sports media coordinator position in 2022 with Lubbock Cooper ISD. Level is a 1996 graduate of Texas Tech with a bachelor's degree in business management.



TEXAS TECH SPORTS NETWORK AFFILIATES

CITY	STATION	FREQUENCY
Abilene/Haskell	KVRP-FM	97.1
Amarillo	KPUR-FM	95.7
Amarillo	KPUR-AM	1440
Andrews	KACT-FM	105.5
Artesia, N.M.	KSVP-AM	990
Artesia, N.M.	KSVP-FM	93.7
Big Spring	KBST-FM	95.7
Big Spring	KBST-FM	103.9
Big Spring	KBST-AM	1490
Brownwood	KQBZ-FM	96.9
Dallas	KFXR-AM	1190
Dumas	KDDD-FM	95.3
Hereford	KPAN-FM	106.3
Hereford	KPAN-AM	860
Hobbs, N.M.	KEJL-AM	1110
Hobbs, N.M.	KEJL-FM	100.5
Lampasas	KCYL-FM	1450
Lubbock	KJTV-AM	100.7
Lubbock	KJTV-AM	950
Lubbock	KTTU-FM	97.3
Lubbock	KXTQ-FM	106.5
Odessa-Midland	KNFM-FM	92.3
San Angelo	KNRX-FM	96.5
San Antonio	KONO-AM	860
Seminole	KSEM-FM	106.3
Tyler	KTBB-FM	97.5
Waco	KWBT-HD2	94.5

SATELLITE RADIO

Sirius Radio	Channel TBD
XM Radio	Channel TBD
Varsity Network App	Search "Texas Tech"



▲ THURSDAY NIGHTS AT RUDY'S: Joey McGuire hosts his weekly radio show each Thursday night from Rudy's BBQ and Country Store in Lubbock. The show, which is hosted by Chris Level, features not only McGuire but coaching staff members and select Red Raiders each week.

TEXAS TECH ATHLETICS COMMUNICATIONS



▲ THE TEXAS TECH ATHLETICS COMMUNICATIONS office is here to serve the media throughout the 2023 season. Please see the staff directory and media policies below.

PREVIEW

RED RAIDERS

STAFF

'22 REVIEW

HISTORY

RECORDS

TEXAS TECH

CREDENTIAL REQUESTS

Please direct all credential requests to the online credential portal located at www.sportssystem.com/TexasTech. Confirmation of your request will be made upon review by Matt Dowdy. Credentials are limited to members of the working media who are assigned to cover Texas Tech Football.

Credentials must be requested online by 5 p.m. Tuesday each week. All requests will be held for pickup until 5 p.m. Friday at the Athletics Communications office (third floor of Whitacre Athletic Center, East Stadium Building). Credentials not picked up by 5 p.m. Friday will be available at Media Will Call located on the northwest side of Jones AT&T Stadium.

No credentials will be issued to any website that is not deemed to have adequate editorial oversight, or does not follow traditional journalistic ethics protocols. Credentials will not be approved to anyone who writes or posts under an alias. Please note that Texas Tech Athletics does not grant credential requests to freelance photographers. It is not always possible to accommodate all requests. No one under 18 years of age will be issued a credential without prior approval. Credentials are non-transferable and may be revoked at any time.

PHOTOGRAPHERS

Photo credentials and photo vests are to be properly displayed at all times on the sideline. Photographers must stay behind the dotted line that surrounds the field and are not permitted in the bench areas. Photo vests are distributed on gameday in the press box.

PRESS FACILITIES

The Jones AT&T Stadium Press Box is equipped with both Ethernet lines and wireless capabilities. The press box has seating for 108 working members of the press and a dedicated photo workroom for up to 10 photographers. Texas Tech will host its postgame press conference with head coach Joey McGuire and select student-athletes inside the Spike Dykes Meeting Room in the Football Training Facility. Media access for the opposing team will be conducted in an area inside the temporary visiting team locker room outside the visiting tunnel.

WEEKLY MEDIA LUNCHEON

During the season, Texas Tech head coach Joey McGuire will host a weekly media luncheon inside the Football Training Facility, located next to Jones AT&T Stadium. The event will be held each Monday during the regular season, excluding the bye week. McGuire will be joined each week by defensive coordinator Tim DeRuyter and offensive coordinator Zach Kittley. Lunch will be served at 11:30 a.m. each Monday followed by a 12:30 p.m. press conference.

WEEKLY AVAILABILITY SCHEDULE

In addition to the Monday press conference, select student-athletes will be available following practice each Tuesday inside the Sports Performance Center. Practice is expected to conclude around 10:30 a.m. each week with interviews to follow. All specific student-athlete requests should be submitted by 10 a.m. Monday each week during the season.

INTERVIEW REQUESTS

Please direct all interview requests for head coach Joey McGuire, members of the Texas Tech coaching staff and student-athletes to Matt Dowdy. Contacting student-athletes or coaches directly through text message or social media is strictly prohibited and could result in loss of credentials.

TEXAS TECH PRACTICE SCHEDULE

Sunday - 7:45 p.m.
Monday - OFF DAY
Tuesday - 8:10 a.m.
Wednesday - 3:50 p.m.
Thursday - 9:30 a.m.
Friday - 8 a.m.

Texas Tech practices are closed unless otherwise noted. The communications office will provide a weekly media schedule on Sunday nights.

VIDEO HIGHLIGHTS / NEWS CONFERENCES

Video from news conferences and games will be available to the media via YouTube. Broadcast quality video footage (game highlights, post-practice interviews, post-game interviews, etc.) are available by request through the athletics communications office.

WEEKLY RELEASE

Texas Tech's weekly release and stat package, which includes notes and depth charts, are available each Monday online at texastech.com.

LIVE STREAMING

Live video streaming of any Texas Tech Athletics event, including news conferences, on ANY social media platform is strictly prohibited without prior approval from the athletics communications office. Violation of this policy will lead to a revocation of credentials.

USE OF TEXAS TECH PHOTOGRAPHY

The use of Texas Tech photos is prohibited without prior approval from the athletics communications office. Texas Tech does not grant permission for use of its photos for social media content purposes. Texas Tech will provide courtesy headshots and action shots upon requests for editorial purposes.

USE OF AUDIO/VIDEO

Any media entity collecting any sort of "video or audio materials" (film, traditional video or audio, digital video or audio, photos, etc.) from Texas Tech University Athletics game events or press conference/media events may use that material only for traditional television newscasts, web-based or print coverage, or other electronic transmission as approved by the University in writing, with a limitation of up to three (3) minutes in length from any single event. Such media entity may not offer any live video, audio or other coverage of the event without the advance, written permission of Texas Tech University Athletics. This policy includes all games, matches and events involving any of Texas Tech's athletic programs. It includes all media events -- press conferences, pre/post-practice interviews and pre/post-game interviews. An exception would be a one-on-one interview arranged through the Texas Tech Athletics Communications office with a Texas Tech, coach, athlete or administrator.

TEXAS TECH ATHLETICS COMMUNICATIONS



ROBERT GIOVANNETTI Sr. Assoc. AD Admin	MATT DOWDY Assistant AD FB	WES BLOOMQUIST Director MBB	MATT BURKHOLDER Director FB/Golf	ANDREW STERN Assoc. Director SOC/BSB	TBD Assoc. Director WBB	CHRIS DUARTE Assoc. Director Track/FB	CASEY MONTALVO Assoc. Director VB/Tennis	AMY HUGHES Administrative Coordinator
---	---	--	---	---	--------------------------------------	--	---	--

TEXAS TECH CONTACT INFORMATION

		Office	Cell	Email
Robert Giovannetti	Sr. Associate A.D. (Kirby Hocutt requests)	806-742-2770	--	robert.giovannetti@ttu.edu
Matt Dowdy	Assistant A.D. (Primary Football)	806-834-4529	806-928-5190	matthew.dowdy@ttu.edu
Wes Bloomquist	Director of Communications	806-834-7847	512-966-6971	wes.bloomquist@ttu.edu
Matt Burkholder	Director of Communications (Secondary Football)	806-834-3205	559-862-3771	matt.burkholder@ttu.edu
Chris Duarte	Associate Director (Third Football)	806-742-2770	954-937-3254	chris.duarte@ttu.edu
Casey Montalvo	Associate Director	806-834-7665	830-931-1558	casey.montalvo@ttu.edu
TBD	Associate Director	--	--	--
Andrew Stern	Associate Director	806-742-2770	914-589-9666	andrew.stern@ttu.edu

Mailing Address: 2508 6th St., Lubbock, TX 79409 // **Website:** TexasTech.com // **Office Location:** Third Floor of Whitacre Center for Athletics Administration

OPPONENT CONTACT DIRECTORY

		Office	Cell	Email
Tim Harkins	Wyoming Associate A.D. (Primary Contact)	307-766-2256	(307) 760-7847	tharkins@uwyo.edu
Nick Seeman	Wyoming Assistant A.D.	307-766-2256	(612) 741-0550	nseeman@uwyo.edu
Nate Krueger	Oregon Assistant A.D. (Primary Contact)	541-346-5475	253-569-9468	nkrueger@uoregon.edu
Todd Miles	Oregon Associate Director	541-346-0962	541-321-3427	miles@uoregon.edu
Jake Withee	Tarleton State Senior Associate A.D. (Primary Contact)	254-968-1803	970-319-2260	jwithee@tarleton.edu
Mike Montoro	West Virginia Assistant A.D. (Primary Contact)	304-293-2821	304-276-2605	Mike.Montoro@mail.wvu.edu
Michael Fragale	West Virginia Senior Associate A.D.	304-293-2821	304-216-3834	michael.fragale@mail.wvu.edu
Andrew Pate	Houston Associate A.D. (Primary Contact)	713-743-9404	713-387-9119	arpate@central.uh.edu
Arid Davis	Houston Assistant A.D.	713-743-9404	801-243-8265	aridavis@central.uh.edu
Brent Ingram	Baylor Assistant A.D. (Primary Contact)	254-710-2743	210-845-8651	Brent_Ingram@Baylor.edu
Max Calderone	Baylor Associate Director	254-710-2743	254-265-1639	max_calderone@baylor.edu
Ryan Lackey	Kansas State Assistant A.D. (Primary Contact)	785-532-7708	785-587-7865	rlackey@kstatesports.com
Kenny Lannou	Kansas State Executive Associate A.D.	786-532-7977	785-532-7977	klannou@kstatesports.com
Brett Pyne	BYU Assistant A.D. (Primary Contact)	801-422-4912	801-367-1631	brett_pyne@byu.edu
Kenny Cox	BYU Director of Communications	801-422-5202	801-420-7703	kenny_cox@byu.edu
Mark Cohen	TCU Associate A.D. (Primary Contact)	817-257-5394	817-343-2017	m.cohen@tcu.edu
Brandie Davidson	TCU Assistant Director	817-257-7479	--	b.i.davidson@tcu.edu
Andy Eisch	Kansas Director of Football Communications (Primary Contact)	785-864-3417	785-330-3698	aeisch@ku.edu
Daniel Berk	Kansas Assistant A.D.	785-864-3417	785-312-2159	dberk@ku.edu
Justin Wilson	UCF Assistant A.D. (Primary Contact)	--	336-660-8584	jwilson@athletics.ucf.edu
John Heisler	UCF Senior Associate A.D.	--	574-532-0293	jheisler@athletics.ucf.edu
John Bianco	Texas Senior Associate A.D. (Primary Contact)	512-471-1346	--	john.bianco@athletics.utexas.edu
Thomas Stepp	Texas Associate Director	512-471-7877	--	thomas.stepp@athletics.utexas.edu
Joni Lehmann	Big 12 Conference Senior Director - Media Services	469-524-1000	--	joni@big12sports.com
David Waxman	Big 12 Conference Associate Director - Media Services	469-524-1000	--	dwaxman@big12sports.com
Joshua Conrad	Big 12 Conference Assistant Director - Media Services	469-524-1000	--	jconrad@big12sports.com

COLLEGE PRESSBOX.COM

Collegepressbox is the official media website for Division I football. Access and download game notes, quotes, statistics, media guides, headshots, logos and more for all FBS schools, conferences, postseason games, awards and the College Football Playoff. For access, please register for an account at collegepressbox.com/register.

collegepressbox
SINCE 2005 EVERYTHING BUT THE FOOTBALL IS REAL

YEAR ONE ACCOMPLISHMENTS UNDER COACH MCGUIRE

SECURED TEXAS TECH'S
40TH
BOWL
APPEARANCE
RANKS TOP-25 IN ALL-TIME NCAA HISTORY

BEST FIRST YEAR
TEXAS TECH HC CONFERENCE
WINNING PCT. SINCE 1986

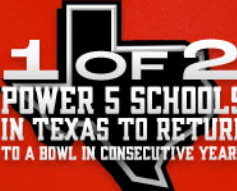
MOST
XII
WINS IN A SEASON SINCE
2009

HIGHEST
XII
FINISH SINCE CONFERENCE WENT
TO THE 10-TEAM FORMAT

FIRST TEAM IN SCHOOL HISTORY TO DEFEAT BOTH

IN THE SAME SEASON

FINISHED
6-1
AT HOME, MARKING THE MOST
WINS SINCE 2009

1 OF 2
POWER 5 SCHOOLS
IN TEXAS TO RETURN
TO A BOWL IN CONSECUTIVE YEARS


AVERAGED MORE THAN
57,000
FANS PER GAME
HIGHEST SINGLE-SEASON AVERAGE SINCE 2016

WHAT'S NEXT!





2023 TEXAS TECH FOOTBALL

SCHEDULE



AT WYOMING
10:00 | LUBBOCK, TEXAS



OREGON
08:00 | LUBBOCK, TEXAS



TARLETON ST.
08:00 | LUBBOCK, TEXAS



AT WEST VIRGINIA
12:00 | CHARLESTON, WEST VIRGINIA



HOUSTON
08:00 | LUBBOCK, TEXAS



AT BAYLOR
10:00 | WACO, TEXAS



KANSAS ST.
10:30 | LUBBOCK, TEXAS



AT BYU
08:00 | PROVO, UTAH



TCU
12:00 | LUBBOCK, TEXAS
TUESDAY



AT KANSAS
02:00 | LAWRENCE, KANSAS



UCF
03:30 | LUBBOCK, TEXAS



AT TEXAS
12:00 | AUSTIN, TEXAS
FRIDAY

 HOME  AWAY

THE BRAND

Toughest, Hardest-working, Most Competitive

