



steve **SARKISIAN**

jordan **WHITTINGTON**

jahdae **BARRON**

quinn **EWERS**

jaylan **FORD**

xavier **WORTHY**

W E D N E S D A Y , J U L Y 1 2

MEDIA DAY
B I G 1 2 C O N F E R E N C E





2023 COACHING STAFF

| | |
|---|------------------|
| Head Coach | Steve Sarkisian |
| Alma Mater..... | BYU, 1997 |
| Record at UT/Years | 13-12/3rd |
| Career Record/Years | 59-47/10th |
| Twitter | @CoachSark |
| Instagram | steve.sarkisian |
| Assistant HC/Special Teams Coord./Tight Ends..... | Jeff Banks |
| Co-Defensive Coord./Inside Linebackers | Jeff Choate |
| Running Backs | Tashard Choice |
| Defensive Line | Bo Davis |
| Offensive Coord./Offensive Line | Kyle Flood |
| Safeties | Blake Gideon |
| Wide Receivers | Chris Jackson |
| Defensive Passing Game Coord./Secondary..... | Terry Joseph |
| Defensive Coord./Outside Linebackers | Pete Kwiatkowski |
| Quarterbacks | AJ Milwee |
| Director of Football Performance | Torre Becton |

MEDIA RELATIONS INFORMATION

| | |
|--|-----------------------------------|
| Senior Associate AD for Communications.. John Bianco | |
| Email | john.bianco@athletics.utexas.edu |
| Office Phone | (512) 471-1346 |
| Twitter | @UT_Bianco |
| Associate Director, Communications Thomas Stepp | |
| Email | thomas.stepp@athletics.utexas.edu |
| Office Phone | (512) 471-7877 |
| Twitter | @ThomasCStepp |
| Assistant Director, Communications Ryan Tewes | |
| Email | ryan.tewes@athletics.utexas.edu |
| Office Phone | (512) 471-9161 |
| Twitter | @RyanTewes |

WHAT'S INSIDE

| | |
|--|-------|
| Notes | 1-3 |
| Coaching Staff..... | 4-5 |
| Jahdae Barron/Quinn Ewers/Jaylan Ford..... | 6-8 |
| Jordah Whittington/Xavier Worthy..... | 9-10 |
| Roster | 11-12 |
| 2022 Statistics | 13-27 |

**@TEXASFOOTBALL
#THISISTEXAS**

2023 OUTLOOK

TEXAS BEGINS THIRD SEASON OF SARKISIAN ERA

- The University of Texas Football program enters the third season of the Steve Sarkisian era in 2023.
- The Longhorns will open the 131th season in program history on Sept. 3 at home against Rice.
- The Horns went 8-5 in 2022 with all five of the losses coming by seven points or less.
- Sixteen starters from last year's squad return in 2023, including 10 on offense and six on defense.
- Texas currently boasts 936 all-time wins, the fifth-most in college football history. UT holds an all-time record of 936-390-33 (.701).

THE 2023 SCHEDULE

- The Longhorns' schedule features six home games and 10 contests that will take place in the state of Texas, with the Alabama and Iowa State games being the lone ones outside of the state. With the addition of four new Big 12 members this season and matchups with two of those programs (BYU and Houston), UT will not play current conference members Oklahoma State or West Virginia during the 2023 regular season.
- The Longhorns' 2023 opponents combined for an overall record of 92-66 (.582) in 2022.
- Eleven of the opponents went to bowls, including three who played in New Year's Six bowls - National Runner-up TCU, Alabama and Big 12 Champion Kansas State.
- Three opponents totaled double-digit wins - TCU (13), Alabama (11) and Kansas State (10).
- Steve Sarkisian's third season as head coach at Texas will begin with a trio of home non-conference games, starting on Sept. 2 when the Longhorns host Rice in the 97th all-time meeting between the schools.
- The following week, the Longhorns will head to Tuscaloosa, Ala., for only the second time ever and the first since 1902 to face the Alabama Crimson Tide on Sept. 9. It's the second part of a much anticipated home-and-home series of the two traditional powers. Texas won the game in 1902, which was also the first ever in the series, and holds a 7-2-1 all-time advantage. Last year's game was an closely-contested matchup with No. 1-ranked Alabama edging out the Longhorns in the final seconds, 20-19.
- Non-conference action will conclude when the Longhorns host Wyoming on Sept. 16 in the sixth meeting between the two programs, with the previous five having been won by Texas. Four of those have been played in Austin, including the matchups in 1974, 1978, 2010 and 2012. The lone contest at Wyoming came in 2009.
- Texas will begin conference play on the road with a trip to Waco for a matchup with Baylor on Sept. 23. The

RETURNING STARTERS

OFFENSE (10)

- QB - Quinn Ewers, Sophomore**
10 starts in 2022; 10 career
- WR - Xavier Worthy, Junior**
13 starts in 2022; 25 career
- WR - Jordan Whittington, Senior**
12 starts in 2022; 17 career
- TE - Ja'Tavion Sanders, Junior**
13 starts in 2022; 13 career
- TE - Gunnar Helm, Junior**
4 starts in 2022; 4 career
- OL - Christian Jones, Super Senior**
13 starts in 2022; 35 career
- OL - Jake Majors, Junior**
13 starts in 2022; 27 career
- OL - Hayden Connor, Junior**
13 starts in 2022; 13 career
- OL - Kelvin Banks Jr, Sophomore**
13 starts in 2022; 13 career
- OL - Cole Hutson, Sophomore**
13 starts in 2022; 13 career

DEFENSE (6)

- DL - T'Vondre Sweat, Super Senior**
9 starts in 2022; 9 career
- EDGE - Barryn Sorrell, Junior**
10 starts in 2022; 10 career
- LB - Jaylan Ford, Senior**
12 starts in 2022; 15 career
- DB - Jahdae Barron, Senior**
9 starts in 2022; 11 career
- DB - Jerrin Thompson, Senior**
12 starts in 2022; 20 career
- DB - Ryan Watts, Senior**
13 starts in 2022; 13 career

STARTERS LOST

OFFENSE (1)

- RB - Bijan Robinson, Junior**
12 starts in 2022; 28 career

DEFENSE (5)

- DL - Keondre Coburn, Senior**
12 starts in 2022; 45 career
- EDGE - Ovie Oghoufo, Senior**
12 starts in 2022; 20 career
- LB - DeMarvion Overshown, Super Senior**
11 starts in 2022; 33 career
- DB - Anthony Cook, Super Senior**
12 starts in 2022; 27 career
- DB - D'Shawn Jamison, Super Senior**
9 starts in 2022; 40 career

2023 SCHEDULE

| | | | | | | | | | | | |
|--|--|---|---|---|---|---|--|---|--|---|--|
| SEPT. 2 Austin, Texas LHN 2:30 PM | SEPT. 9 Tuscaloosa, Ala. ESPN 6:00 PM | SEPT. 16 Austin, Texas LHN 7:00 PM | SEPT. 23 Waco, Texas TBD TBD | SEPT. 30 Austin, Texas TBD TBD | OCT. 7 Dallas, Texas ABC TBD | OCT. 21 Houston, Texas TBD TBD | OCT. 28 Austin, Texas TBD TBD | NOV. 4 Austin, Texas TBD TBD | NOV. 11 Fort Worth, Texas TBD TBD | NOV. 18 Ames, Iowa TBD TBD | NOV. 24 Austin, Texas ABC 6:30 PM |
|--|--|---|---|---|---|---|--|---|--|---|--|

TEXAS FOOTBALL NOTES

QUICK FACTS

GENERAL INFORMATION

| | |
|--|--|
| Name | University of Texas |
| Location | Austin, Texas |
| Founded | 1883 |
| Enrollment | 52,384 (41,309 undergraduate) |
| Nickname | Longhorns |
| Mascot | Hook 'Em |
| Colors | Burnt Orange and White |
| Conference | Big 12 |
| President | Jay Hartzell |
| Vice President & Director of Athletics | Chris Del Conte |
| Home Field | Darrell K Royal-Texas Memorial Stadium |
| University Website | utexas.edu |
| Athletics Website | TexasSports.com |
| Conference Website | Big12Sports.com |

HISTORY

| | |
|--|------------------------------|
| First Year of Football | 1893 |
| All-Time Record | 936-390-33 |
| All-Time Bowl Record | 31-25-2 |
| Last Bowl | 2022 Alamo |
| Last Bowl Opponent | No. 12 Washington (L, 20-27) |
| Conference Championships | 28 |
| 1920, 1928, 1930, 1942, 1943, 1945, 1950, 1952 | |
| 1953, 1959, 1961, 1962, 1963, 1968, 1969, 1970 | |
| 1971, 1972, 1973, 1975, 1977, 1983, 1990, 1994 | |
| 1995, 1996, 2005, 2009 | |
| National Championships | 4 |
| 1963, 1969, 1970, 2005 | |

*The 1996-97 academic year was Texas' first in the Big 12

2023 TEAM INFORMATION

| | |
|---|---------|
| Seniors (inc. super seniors) | 21 |
| Juniors | 18 |
| Sophomores | 32 |
| Freshmen (inc. redshirts) | 48 |
| Letterwinners Returning/Lost | 41/21 |
| Offense/Defense/Specialists (Returning) | 20/18/3 |
| Starters Returning/Lost | 16/6 |
| Offense | 10/1 |
| Defense | 6/5 |

2022 INFORMATION

| | |
|----------------------|-----------------------------------|
| Overall Record | 8-5 |
| Home/Road/Neutral | 5-2/2-1-1 |
| Big 12 Record/Finish | 6-3/3rd |
| Final Ranking | 20 (CFP) 25 (AP) 25 (Coaches) |
| Bowl Game | Alamo |
| Bowl Opponent | Washington |
| Bowl Result | L, 20-27 |

COACHING STAFF

| | |
|------------------------------------|------------------|
| Head Coach | Steve Sarkisian |
| Alma Mater | BYU, 1997 |
| Record at UT/Years | 13-12/2nd |
| Career Record/Years | 59-47/10th |
| Twitter | @CoachSark |
| Instagram | steve.sarkisian |
| Asst. HC/Special Teams Coord./TE | Jeff Banks |
| Co-Defensive Coordinator/ILB | Jeff Choate |
| Running Backs | Tashard Choice |
| Defensive Line | Bo Davis |
| Offensive Coordinator/OL | Kyle Flood |
| Safeties | Blake Gideon |
| Passing Game Coord./Wide Receivers | Chris Jackson |
| Def. Passing Game Coord./Secondary | Terry Joseph |
| Defensive Coordinator/OLB | Pete Kwiatkowski |
| Quarterbacks | AJ Milwee |
| Strength and Conditioning | Torre Becton |

home portion of the conference schedule gets underway the following week when the Longhorns welcome Kansas to Darrell K Royal-Texas Memorial Stadium on Sept. 30.

- Texas will meet Oklahoma in the annual AT&T Red River Showdown on Oct. 7 in the Cotton Bowl in Dallas before heading into a bye week on Oct. 14. Back-to-back contests against new Big 12 members Houston and BYU follow the bye with the Longhorns traveling to Houston on Oct. 21 and then hosting BYU in Austin on Oct. 28.
- Kansas State will then visit the Forty Acres on Nov. 4 prior to consecutive road contests for the Longhorns at TCU on Nov. 11 and Iowa State on Nov. 18. Texas will then close out the regular season at home with its traditional Thanksgiving holiday game on Friday, Nov. 24, against Texas Tech.
- The Big 12 Conference Championship Game will be played on Dec. 2, 2023, at AT&T Stadium in Arlington, Texas.

RETURNING THE CORE

- All told, Texas returns 17 players with significant starting experience - 10 on offense and seven on defense - and 11 more who have started games - two offense and nine defense.
- All five offensive linemen return, all of whom started all 13 games in 2022.
- The special teams unit features a veteran transfer in Ryan Sanborn (Stanford), as well as experienced kicker Bert Auburn and Will Stone.
- Among the newcomers are 25 signees and five transfers.

THE OFFENSE

- Texas returns sophomore quarterback Quinn Ewers, who started 10 games for the Longhorns in 2022. In 10 starts as a redshirt freshman, Ewers completed 172-of-182 passes (58.1 percent) for 2,177 yards and 15 touchdowns. He won six games, tied for third-most by a UT freshman, while his 15 passing TDs were fourth-most and 2,177 passing yards rank fifth. He closed out the season having thrown 116 passes without an interception, the eighth-longest streak in program history.
- At running back, senior Keilan Robinson and sophomores Jonathon Brooks and Jaydon Blue return. Brooks tallied 197 yards on 30 carries (6.6 ypc) and tied for second on the team with five rushing touchdowns in 2022. Robinson (two starts) appeared in all 13 games, rushing 25 times for 86 yards and hauling in 20 receptions for 219 yards and three touchdowns.
- The wide receiver room features returners in junior Xavier Worthy, senior Jordan Whittington and sophomore Casey Cain. Worthy led the team with 60 receptions, 760 yards and nine touchdowns. Whittington tallied 50 receptions for 652 yards and one score and Cain added eight catches for 201 yards. Texas added junior Adonai Mitchell, who caught nine passes for 134 yards and three touchdowns with Georgia last season, while senior Isaiah Neyor will be returning after missing the 2022 season due to injury.
- At tight end, the Longhorns return junior Ja'Tavion Sanders after a breakout season, as well as junior Gunnar Helm. A semifinalist for the John Mackey Award, Sanders caught a Texas tight end record 54 passes, while his 613 receiving yards were the second-most in a season for a Longhorn tight end and his five touchdown receptions tied for third-most. Helm appeared in all 13 games with four starts, catching five passes for 44

yards.

- Texas was the only Power Five program in the nation in 2022 to feature three or more players with 50+ receptions with all three returning in 2023: Xavier Worthy (60), Ja'Tavion Sanders (54) and Jordan Whittington (50).
- The Longhorns were also one of five P5 teams to have three or more players with 600+ receiving yards and one of three to have a trio return for 2023: Worthy (760), Whittington (652) and Sanders (613).
- The Longhorns have all five starters returning for the 2023 campaign. Super senior Christian Jones, juniors Jake Majors and Hayden Connor and sophomores Kelvin Banks Jr. and Cole Hutson started all 13 games last season, with Banks and Jones collecting All-Big 12 accolades. The group helped block for the seventh running back duo in UT history with a 1,000- and 500-yard rusher (Bijan Robinson - 1,580, Roschon Johnson - 554).

THE DEFENSE

- Texas returns three of the top four tacklers from last season, led by senior linebacker Jaylan Ford, who recorded a career-best 119 (61 solo) in 2022 with 10 tackles for loss. Ford's 119 tackles were the most for a Longhorn since Jordan Hicks (147) and Steve Edmond (131) in 2014. He also led the team with four interceptions, tying the record for a Texas linebacker, last accomplished by Derrick Johnson in 2002 and 2003. Also returning at linebacker are junior Morice Blackwell Jr. (two starts) and senior David Gbenda (one start).
- Along the defensive front, Texas returns four players that recorded at least two tackles for loss last season. Junior Barryn Sorrell paced the line with nine tackles for loss and a team-leading 5.5 sacks, while junior Byron Murphy II and senior Alfred Collins totaled three tackles for loss and one sack each. Super Senior T'Vondre Sweat had 2.5 tackles for loss as well as seven quarterback hurries and four pass breakups, and junior Vernon Broughton had four quarterback hurries. The Horns also added senior transfer Trill Carter (Minnesota) to the mix.
- In the secondary, senior Jahdae Barron had a team-leading 11.5 tackles for loss and was fourth on the team with 78 tackles (43 solo), while also adding an interception return and fumble return for touchdowns. Senior Jerrin Thompson had a career-high 83 tackles (50 solo) and seven pass breakups, and senior Ryan Watts tallied 51 tackles (33 solo) with four tackles for loss. Senior Kitan Crawford (one start) and sophomores Jaylon Guilbeau (three starts) and Michael Taaffe (one start) each made starts for Texas in 2022. Senior Jalen Catalan (Arkansas) and junior Gavin Holmes (Wake Forest) join the defensive backfield as transfers.

THE SPECIAL TEAMS

- Three letterwinners return in kickers Bert Auburn and Will Stone and longsnapper Lance St. Louis. Auburn made 21 field goals, the fourth-most in UT history, and was successful on 80.1% of his attempts (21-of-26), the ninth-best mark for a Longhorn. He finished the season with 118 points scored, the 11th-highest output in the nation. Stone handled kickoff duties in 2022 and St. Louis emerged as the primary longsnapper during week four of the season. Texas also added a seasoned punter in transfer Ryan Sanborn (Stanford).
- Keilan Robinson was the primary kickoff returner in 2022, returning 16 kicks for 403 yards (25.2 ypr) with a

TEXAS FOOTBALL NOTES

long of 52 yards, while Xavier Worthy was the primary punt returner with 15 returns for 146 yards (9.7 ypr).

2023 PRESEASON ALL-BIG 12 TEAM

- LB Jaylan Ford was named the Big 12 Preseason Defensive Player of the Year.
- A conference-leading five Longhorns were named to the preseason All-Big 12 team in LB Jaylan Ford, WR Xavier Worthy, TE Ja'Tavion Sanders, OL Kelvin Banks Jr. and DL Byron Murphy II.
- Ford was the first Longhorn selected as the Preseason Big 12 Player of the Year since Malik Jefferson in 2016.
- Worthy was the only unanimous selection on this year's team.
- As a team, the Longhorns were picked to finish first in the conference by the league's media.

FORD ON LOTT IMPACT AWARD WATCH LIST

- Senior LB Jaylan Ford was named to the preseason watch list for the 20th annual Lott Impact Trophy, the Pacific Club IMPACT Foundation announced on Thursday. Named after Pro Football Hall of Fame member Ronnie Lott, the Lott IMPACT Trophy is awarded to college football's Defensive IMPACT Player of the Year. IMPACT stands for Integrity, Maturity, Performance, Academics, Community and Tenacity.
- The Lott Impact Trophy is an annual winner selected by a national voter panel, consisting of former winners, members of the media, coaches, and members of the Board of Directors of The IMPACT Foundation. The winner is announced at a gala black-tie event at The Pacific Club in Newport Beach, California December 10, 2023.

RECORD-SETTING SEASON TICKET SALES

- The anticipation for Texas Football is at an all-time high as season ticket sales are officially sold out for the 2023 season at Darrell K Royal-Texas Memorial Stadium.
- This marks the second consecutive season and third time in five years (2019 and 2022) that an all-time season ticket record has been set.
- Season ticket sales for the 2023 campaign have eclipsed 68,000, which does not include student tickets, which are currently on sale to current and incoming UT students and are expected to surpass 20,000.

THE EYES OF COLLEGE FOOTBALL WERE UPON AUSTIN

- Nearly 10.6 million viewers tuned into FOX for Texas Football's 2022 game against the Alabama Crimson Tide at Darrell K Royal-Texas Memorial Stadium on Saturday, Sept. 10, one of the most-watched college football games of the season.
- The broadcast averaged 10,595,000 viewers on FOX, peaking at over 15.1 million viewers, and was the fourth-most watch regular season college football matchup in the network's history.
- It marked the 30th game in DKR-Texas Memorial Stadium history to draw more than 100,000 fans.
- In addition to the record-setting crowds on the Forty Acres, FOX College Football announced that the game was the most streamed regular season college football or NFL game in FOX Sports history.
- ESPN's College GameDay drew its top Week 2 viewership in over a decade for the pregame

show's live coverage from Lyndon B. Johnson Library Lawn.

- The show averaged 2,104,000 million viewers, an increase of 26% from 2021's Week 2 total.
- The final hour of the show, broadcast live from inside Darrell K Royal-Texas Memorial Stadium from 10 a.m. to 11 a.m. CT, drew 2.7 million viewers.
- ESPN College GameDay's viewership of 2.1 million was the highest Week 2 total for the show since 2010 and the best for a September episode since 2016.
- ESPN GameDay returned in Week 11 for the Longhorns' top-20 matchup with No. 4 TCU, drawing 2.2 million viewers, up eight percent from the previous season, with 2.846 million viewers tuning in for the final hour.

DKR-TEXAS MEMORIAL STADIUM SHINES

- The Texas-Alabama game at Darrell K Royal-Texas Memorial Stadium drew a record-setting crowd to the Forty Acres.
- A total of 105,213 packed DKR-Texas Memorial Stadium, topping the previous record of 103,507 established in 2018 in the Longhorns' victory over USC.
- It marked the 30th game in DKR-Texas Memorial Stadium history to draw more than 100,000 fans and there have been four more since then.
- Texas drew over 100,000 fans to a home game for the first time since 102,498 packed the house for UT's 24-10 victory over Iowa State in 2018.

DRAWING A CROWD

- A week after setting the Darrell K Royal-Texas Memorial Stadium attendance record, the Longhorns drew another huge crowd against UTSA with 102,520 Longhorn faithful packing the house, the then-third-largest crowd in DKR-Texas Memorial Stadium history, and the 31st crowd of 100,000-plus.
- It marked the first time since 2018 that Texas had drawn back-to-back crowds of over 100,000 fans.
- Texas followed that by drawing 100,740 fans for the matchup with West Virginia and 100,072 for game against Iowa State, the first time DKR-Texas Memorial Stadium held over 100,000 fans four times in a season since 2012.
- Against TCU, the Horns drew 104,203 fans to DKR-TMS, the second-largest crowd in stadium history. It marked the fifth consecutive crowd of 100,000, the longest streak since 2012.
- Texas finished the year with a total home attendance of 701,697 fans, the second-largest home figure in program history, only behind the record of 704,580 set in 2010.
- It marked the second total home attendance of more than 700,000 fans in Longhorn history.
- UT averaged 100,242 fans per game in 2022, the fifth-largest average in program history and the first time Texas averaged more than 100,000 fans per home game since 2012.
- It was the fifth time in program history that Texas had an average attendance of over 100,000 per game.

2022 NCAA / BIG 12 TEAM RANKINGS

| CATEGORY | NCAA | BIG 12 | VALUE |
|-----------------------------|------|--------|--------|
| 3rd Down Conversion Pct | 72 | 8 | 0.388 |
| 3rd Down Conv. Pct Defense | 88 | 8 | 0.411 |
| 4th Down Conversion Pct | 57 | 6 | 0.522 |
| 4th Down Conv. Pct Defense | 80 | 7 | 0.541 |
| Blocked Kicks | 10 | 1 | 4 |
| Blocked Kicks Allowed | 74 | 7 | 2 |
| Blocked Punts | 7 | 1 | 3 |
| Blocked Punts Allowed | 64 | 8 | 1 |
| Completion Percentage | 67 | 7 | 0.612 |
| Defensive TDs | 12 | 2 | 3 |
| Fewest Penalties | 74 | 10 | 79 |
| Fewest Penalties Per Game | 65 | 9 | 6.08 |
| Fewest Penalty Yards | 42 | 7 | 615 |
| Fewest Penalty Yds Per Game | 39 | 7 | 47.31 |
| First Downs Defense | 89 | 7 | 276 |
| First Downs Offense | 32 | 4 | 298 |
| Fumbles Lost | 19 | 1 | 5 |
| Fumbles Recovered | 119 | 9 | 4 |
| Kickoff Return Defense | 22 | 3 | 17.23 |
| Kickoff Returns | 25 | 4 | 22.48 |
| Net Punting | 58 | 6 | 38.62 |
| Passes Had Intercepted | 21 | 2 | 7 |
| Passes Intercepted | 67 | 7 | 10 |
| Passing Offense | 55 | 7 | 241.4 |
| Passing Yards Allowed | 90 | 4 | 242.7 |
| Passing Yards per Comp. | 46 | 4 | 12.65 |
| Punt Return Defense | 14 | 4 | 3.09 |
| Punt Returns | 42 | 5 | 9.26 |
| Red Zone Defense | 25 | 2 | 0.780 |
| Red Zone Offense | 19 | 2 | 0.897 |
| Rushing Defense | 32 | 2 | 125.7 |
| Rushing Offense | 36 | 4 | 188.2 |
| Sacks Allowed | 30 | 2 | 1.46 |
| Scoring Defense | 27 | 2 | 21.6 |
| Scoring Offense | 24 | 3 | 34.5 |
| Tackles for Loss Allowed | 25 | 2 | 4.46 |
| Team Passing Efficiency | 45 | 4 | 140.79 |
| Team Passing Eff. Defense | 34 | 2 | 123.64 |
| Team Sacks | 77 | 5 | 2.08 |
| Team Tackles for Loss | 29 | 4 | 6.7 |
| Time of Possession | 120 | 9 | 27.19 |
| Total Defense | 53 | 2 | 368.4 |
| Total Offense | 34 | 5 | 429.5 |
| Turnover Margin | 53 | 5 | 0.15 |
| Turnovers Gained | 104 | 9 | 14 |
| Turnovers Lost | 12 | 1 | 12 |
| Winning Percentage | 39 | 3 | 615 |

NCAA / BIG 12 INDIVIDUAL RANKINGS

| NAME/CATEGORY | NCAA | BIG 12 | VALUE |
|---------------------------------|------|--------|--------|
| Bert Auburn | | | |
| Field Goal Percentage | 46 | 5 | 808 |
| Field Goals Per Game | 11 | 2 | 1.62 |
| Scoring | 11 | 2 | 9.1 |
| Total Points Scored | 11 | 2 | 118 |
| Quinn Ewers | | | |
| Completions per Game | 69 | 7 | 17.20 |
| Passing Efficiency | 72 | 5 | 132.6 |
| Passing TDs | 72 | 7 | 15 |
| Passing Yards per Game | 63 | 5 | 217.7 |
| Passing Yards per Completion | 38 | 3 | 12.66 |
| Yards per Pass Attempt | 62 | 4 | 7.35 |
| Jaylan Ford | | | |
| Fumbles Recovered | 22 | 1 | 2 |
| Interceptions Per Game | 33 | 4 | 0.3 |
| Total Interceptions | 22 | 3 | 4 |
| Total Tackles | 28 | 2 | 9.2 |
| DeMarion Overshown | | | |
| Total Tackles | 66 | 6 | 8.0 |
| Bijan Robinson | | | |
| All Purpose | 5 | 1 | 157.83 |
| Points Responsible For per Game | 73 | 6 | 10.0 |
| Rushing Yards Per Carry | 21 | 3 | 6.12 |
| Rushing TDs | 5 | 1 | 18 |
| Rushing Yards | 6 | 1 | 1,580 |
| Rushing Yards per Game | 6 | 1 | 131.7 |
| Scoring | 5 | 1 | 10.0 |
| Total Points Scored | 8 | 1 | 120 |
| Total Touchdowns | 3 | 1 | 20 |
| Keilan Robinson | | | |
| Combined Kick Returns | 48 | 3 | 422 |
| Kickoff Returns | 15 | 2 | 25.2 |
| Xavier Worthy | | | |
| Receiving TDs | 19 | 1 | 9 |

**Must be ranked in the NCAA Top 75 and Big 12 Top 10

COACHING STAFF

STEVE SARKISIAN



HEAD COACH



Entering his 23rd year of coaching and 10th as a head coach, Steve Sarkisian heads into his third year as head coach at The University of Texas.

A former All-American quarterback at BYU whose coaching career includes six years as an offensive coordinator at both the NFL and collegiate levels, Sarkisian was the 2020 Broyles Award winner (best assistant coach in college football) as offensive coordinator at Alabama. The former head coach at USC and Washington, he was named the 31st Head Football Coach at The University of Texas on January 2, 2021.

In 2022, Sarkisian guided Texas to an 8-5 record with all five defeats coming by seven points or fewer, and it is just the second time in the last nine years the Longhorns reached eight wins in the regular season. Meanwhile, this past season's trip to the Valero Alamo Bowl marks the sixth bowl game Sarkisian has led his teams to in nine completed seasons as a head coach. The 2022 Longhorns featured a balanced attack that averaged 34.5 points per game (25th FBS) and allowed just 21.6 points per game (28th FBS). Running back Bijan Robinson won the Doak Walker Award and earned first-team All-America honors after leading the nation in tandem yards during the regular season with 1,894 (1,580 rushing, 314 receiving) and ranking second in total touchdowns (20), while averaging a Big 12-best 131.7 rushing yards and 157.83 all-purpose yards per game. Robinson was also a first-team All-Big 12 selection and was joined in that honor by tight end Ja'Tavion Sanders and linebackers Jaylan Ford and DeMarvion Overshown. A three-time Big 12 Defensive Player of the Week honoree in 2022, Ford was second in the Big 12 in tackles (119; 9.2 tpg). His four interceptions were tied for the UT linebacker record and were the most among FBS linebackers this year. He was also the only Power 5 player with four interceptions and three forced fumbles, and the only FBS player with four interceptions, three forced fumbles and two fumble recoveries. Additionally, wide receiver Xavier Worthy, true freshman offensive lineman Kelvin Banks Jr. and defensive lineman Keondre Coburn earned second-team All-Big 12 accolades, as a total of 20 Longhorns received all-conference recognition.

Year one had its ups and downs as the Longhorns dealt with inconsistency, injuries and adversity in a 5-7 campaign. Texas opened and closed the 2021 season with big victories as the Sarkisian era began with a 38-18 victory over No. 23 Louisiana and ended with a 22-17 win over Kansas State. In between, five of the Horns' seven losses came down to the end with Texas falling by eight points or fewer in each of those. The Longhorns' offense averaged nearly 200 yards rushing and 425 total yards while ranking 18th nationally in scoring at 35.2 points per game on the season. Worthy had a record-setting season on his way to Freshman All-America and Big 12 Offensive Freshman of the Year honors. Despite missing the final two games with an injury, Robinson compiled 1,127 rushing yards and 11 touchdowns to go with 26 receptions for 295 yards and four more touchdowns. Kicker Cameron Dicker and offensive lineman Derek Kerstetter joined Worthy and Robinson as four Longhorns who earned first-team All-Big 12 honors. All totaled, 14 Longhorns earned All-Big 12 recognition.

Prior to arriving on the Forty Acres, Sarkisian served as the offensive coordinator and quarterbacks coach at Alabama where he was the architect of 24 straight games in which the Crimson Tide's offense scored 35

or more points, the longest streak in major college football history. Despite coming up just short of that in a 31-14 win over Notre Dame in the College Football Playoff semifinals, the victory propelled Alabama to the National Championship Game where they defeated No. 3 Ohio State, 52-24.

In 2020, Alabama's offense ranked second in the nation in scoring and led all Power 5 schools with 48.5 points per game, which set a school record and included five 50-point games against Southeastern Conference competition. The Crimson Tide became the first team in league history to record five such games in a single season in conference play. The Tide followed that by posting 52 points against Florida in the 2020 SEC Championship to earn the No. 1 seed in the College Football Playoff. They later matched that total in the National Championship Game.

Alabama led the nation in third-down conversion percentage (58.9), team passing efficiency (198.99) and completion percentage (76.2), led by Heisman Trophy finalist and Davey O'Brien Award winner Mac Jones, who posted the top individual ratings in passing efficiency (203.1) and completion percentage (77.4), as well. The receiving end of the nation's No. 3 passing offense (358.2 ypg) featured the Heisman Trophy winner in DeVonta Smith, who led the nation in receiving yards (1,856) and receiving touchdowns (23), and was second in receiving yards per game (142.8 ypg) despite missing the second half of the National Championship Game due to injury. Along with the Heisman Trophy, Smith claimed the Walter Camp Football Foundation Player of the Year Award, the Maxwell Award and the Biletnikoff Award.

The offense also boasted the nation's leader in rushing touchdowns in Doak Walker Award winner RB Najee Harris with 26, while Harris was third in rushing yards (1,466) and 13th in rushing yards per game (112.8 ypg). Harris finished fifth in the voting for the Heisman Trophy to make Alabama the second team ever to place three players in the top five of the same Heisman vote, joining 1946 Army with Glenn Davis, Doc Blanchard and Arnold Tucker.

Blocking for that group was an offensive line that won the Joe Moore Award and was anchored by two first-team All-Americans in Outland Trophy winner LT Alex Leatherwood and Rimington Trophy winner C Landon Dickerson. Jones, Smith and Harris have all received first-team All-America honors, as well. As a team, Alabama ranked fourth in the nation in total offense at 541.6 yards per game to break the school record.

The 2019 Alabama offense averaged a school-record 47.2 points per game, which ranked second nationally, while averaging 510.8 yards per game, which was sixth nationally and is currently second on school record. Quarterbacks Tua Tagovailoa and Mac Jones combined to throw for 4,449 yards and 49 touchdowns which equated to a school-record 342.2 passing yards per game that ranked third nationally. Alabama's 199.61 passing efficiency rating was not only a school record, but the second-best mark in NCAA history. Smith ranked fifth nationally with 14 receiving touchdowns and 11th with 1,256 receiving yards. The receiving corps also featured Jerry Jeudy, who was 25th (10) and 20th (1,163) in those categories, respectively. Harris was also in the top 25 in rushing touchdowns (21st/13) and rushing yards (1,224). Jeudy and Leatherwood both earned first-team All-America honors, while Smith and OT Jedrick Willis were tabbed second-team All-

THE SARKISIAN FILE

PERSONAL

Hometown Torrance, Calif.
Education BYU (1997)
Wife Loreal Smith
Children Ashley, Taylor, Brady

YEAR-BY-YEAR

| Year | School | AS HEAD COACH Record | Postseason |
|------|------------|----------------------|--------------------|
| 2023 | Texas | 8-5 | Alamo Bowl |
| 2022 | Texas | 5-7 | -- |
| 2021 | Texas | 3-2 | -- |
| 2015 | USC | 9-4 | Holiday Bowl |
| 2014 | USC | 8-4 | Fight Hunger Bowl* |
| 2013 | Washington | 7-6 | Maaco Bowl |
| 2012 | Washington | 7-6 | Alamo Bowl |
| 2011 | Washington | 7-6 | Holiday Bowl |
| 2010 | Washington | 5-7 | -- |
| 2009 | Washington | 5-7 | -- |

* Did not coach in bowl

CAREER RECORD (10 seasons) 59-47 (.557)
BOWL RECORD 2-3 (.400)

AS ASSISTANT COACH

| Year | School (Position) | Postseason |
|------|------------------------------|-------------------|
| 2020 | Alabama (OC/QB) | CFP Championship& |
| 2019 | Alabama (OC/QB) | Citrus Bowl |
| 2018 | Atlanta Falcons (OC) | -- |
| 2017 | Atlanta Falcons (OC) | NFC Divisional |
| 2016 | Alabama (Interim OC/Analyst) | CFP Championship! |
| 2008 | USC (Asst. HC/OC/QB) | Rose Bowl |
| 2007 | USC (Asst. HC/OC/QB) | Rose Bowl |
| 2006 | USC (QB) | Rose Bowl |
| 2005 | USC (QB) | Rose Bowl^ |
| 2004 | Oakland Raiders (QB) | -- |
| 2003 | USC (QB) | Rose Bowl |
| 2002 | USC (QB) | Orange Bowl |
| 2001 | USC (QB) | Las Vegas Bowl |
| 2000 | El Camino College (QB) | -- |

& Semifinal - Cotton Bowl | Championship - Miami, Fla.

! Semifinal - Peach Bowl | Championship - Tampa, Fla.

^ BCS National Championship Game

RECORD BY OPPONENT

| Opponent | Overall | At Texas |
|---------------------------|--------------|--------------|
| Alabama | 0-1 | 0-1 |
| Arizona | 4-2 | 0-0 |
| Arizona State | 1-4 | 0-0 |
| Arkansas | 0-1 | 0-1 |
| Arkansas State | 1-0 | 0-0 |
| Baylor | 1-2 | 1-1 |
| Boise State | 1-1 | 0-0 |
| Boston College | 0-1 | 0-0 |
| BYU | 0-1 | 0-0 |
| California | 6-0 | 0-0 |
| Colorado | 4-0 | 0-0 |
| Eastern Washington | 1-0 | 0-0 |
| Fresno State | 1-0 | 0-0 |
| Hawai'i | 1-0 | 0-0 |
| Houston | 0-0 | 0-0 |
| Idaho | 2-0 | 0-0 |
| Idaho State | 1-0 | 0-0 |
| Illinois | 1-0 | 0-0 |
| Iowa State | 1-1 | 1-1 |
| Kansas | 1-1 | 1-1 |
| Kansas State | 2-0 | 2-0 |
| Louisiana | 1-0 | 1-0 |
| LSU | 0-2 | 0-0 |
| Nebraska | 2-2 | 0-0 |
| Notre Dame | 1-1 | 0-0 |
| Oklahoma | 1-1 | 1-1 |
| Oklahoma State | 0-2 | 0-2 |
| Oregon | 0-5 | 0-0 |
| Oregon State | 4-2 | 0-0 |
| Portland State | 1-0 | 0-0 |
| Rice | 1-0 | 1-0 |
| San Diego State | 1-0 | 0-0 |
| Southern California (USC) | 2-2 | 0-0 |
| Stanford | 2-5 | 0-0 |
| Syracuse | 1-0 | 0-0 |
| TCU | 1-1 | 1-1 |
| Texas Tech | 1-1 | 1-1 |
| UCLA | 1-3 | 0-0 |
| ULM | 1-0 | 1-0 |
| Utah | 2-1 | 0-0 |
| UTSA | 1-0 | 1-0 |
| Washington | 0-2 | 0-1 |
| Washington State | 5-1 | 0-0 |
| West Virginia | 1-1 | 1-1 |
| Wyoming | 0-0 | 0-0 |
| OVERALL | 59-47 | 13-12 |
| BOWL GAMES | 2-3 | 0-1 |

COACHING STAFF

THE SARKISIAN FILE (CONT.)

| Sarkisian's Record When | As Head Coach | At Texas |
|------------------------------|---------------|----------|
| Overall | 59-47 | 13-12 |
| Conference | 40-35 | 9-9 |
| Non-conference | 19-12 | 4-3 |
| Home | 41-15 | 9-4 |
| Away | 15-28 | 3-6 |
| Neutral | 3-4 | 1-2 |
| Day game | 36-28 | 8-7 |
| Night game | 23-19 | 5-5 |
| On natural grass | 16-20 | 2-3 |
| On artificial turf | 43-27 | 11-9 |
| August | 2-0 | 0-0 |
| September | 22-11 | 5-3 |
| October | 14-20 | 4-4 |
| November | 17-13 | 4-4 |
| December | 4-3 | 0-1 |
| January | 0-0 | 0-0 |
| vs. unranked teams | 47-19 | 11-5 |
| vs. Top 25 teams | 12-28 | 2-7 |
| vs. Top 20 teams | 10-27 | 1-7 |
| vs. Top 15 teams | 7-22 | 1-6 |
| vs. Top 10 teams | 4-12 | 0-3 |
| vs. Top 5 teams | 1-8 | 0-2 |
| Scoring first | 42-19 | 8-4 |
| Opponent scores first | 17-28 | 5-8 |
| Leading after 1st quarter | 39-13 | 9-5 |
| Trailing after 1st quarter | 13-30 | 3-6 |
| Tied after 1st quarter | 7-4 | 1-1 |
| Leading at halftime | 49-13 | 10-6 |
| Trailing at halftime | 7-33 | 2-5 |
| Tied at halftime | 3-1 | 1-1 |
| Leading after 3rd quarter | 50-11 | 13-6 |
| Trailing after 3rd quarter | 4-36 | 0-6 |
| Tied after 3rd quarter | 5-0 | 0-0 |
| Overtime | 1-4 | 0-2 |
| With a 100-yard rusher | 43-22 | 12-5 |
| With a 100-yard receiver | 20-12 | 3-4 |
| With a 300-yard passer | 15-9 | 2-4 |
| Allowing a 100-yard rusher | 10-29 | 2-8 |
| Allowing a 100-yard receiver | 20-9 | 2-2 |
| Allowing a 300-yard passer | 14-6 | 3-2 |
| Outgaining opponent | 47-8 | 11-1 |
| Outgained by opponent | 12-39 | 2-11 |
| Scoring 0-9 points | 0-3 | 0-1 |
| Scoring 10-19 points | 5-14 | 0-2 |
| Scoring 20-29 points | 8-18 | 2-5 |
| Scoring 30-39 points | 21-9 | 5-2 |
| Scoring 40-49 points | 12-1 | 2-1 |
| Scoring 50+ points | 13-2 | 4-1 |
| Allowing 0-9 points | 11-0 | 2-0 |
| Allowing 10-19 points | 23-4 | 4-1 |
| Allowing 20-29 points | 17-9 | 6-2 |
| Allowing 30-39 points | 7-15 | 1-5 |
| Allowing 40-49 points | 1-11 | 0-2 |
| Allowing 50+ points | 0-8 | 0-2 |
| Game decided by 1-9 | 21-22 | 4-10 |
| Game decided by 10-19 | 12-10 | 2-1 |
| Game decided by 20-29 | 9-7 | 2-1 |
| Game decided by 30-39 | 8-6 | 1-0 |
| Game decided by 40-49 | 5-2 | 3-0 |
| Game decided by 50+ | 4-0 | 1-0 |
| No turnovers | 18-8 | 5-2 |
| One to three turnovers | 40-34 | 8-9 |
| Four or more turnovers | 1-4 | 0-1 |
| No takeaways | 6-10 | 2-5 |
| One to three takeaways | 43-35 | 11-7 |
| Four or more takeaways | 10-2 | 0-0 |
| Win turnover margin | 38-7 | 7-2 |
| Tie turnover margin | 11-24 | 4-5 |
| Lose turnover margin | 10-16 | 2-5 |
| Win time of possession | 35-13 | 7-1 |
| Lose time of possession | 24-34 | 6-11 |

America. Four members of the Crimson Tide offense went on to be drafted in the first 15 picks of the first round, including Tagovailoa (No. 5/Miami), Willis (No. 10/Cleveland Browns), WR Henry Ruggs III (No. 12 Oakland Raiders) and Jedy (No. 15/Denver Broncos).

The past two seasons marked Sarkisian's second stint at Alabama after serving as an analyst for most of the 2016 season before being promoted to offensive coordinator for the 2017 College Football Playoff National Championship Game.

Prior to his return to Alabama, Sarkisian was the offensive coordinator for the Atlanta Falcons. During his two years coordinating the Falcons' attack, Sarkisian built one of the most dangerous offenses in the NFL. The 2018 unit finished in the top 10 in the NFL in passing yards (fourth – 4,653 yards), total yards (sixth – 6,226 yards) and scoring (10th – 25.9 ppg). Quarterback Matt Ryan was third in the NFL in passing yards (4,924 yards) while tossing 35 touchdowns. Wide receiver Julio Jones caught 113 passes for 1,677 yards and eight touchdowns, and Calvin Ridley added 64 catches for 821 yards and a team-high 10 scores. Jones led the league in receiving yards in 2018, while Ridley paced all rookies in receiving yards and touchdowns.

In 2017, two pieces of the Falcons offense, Jones and center Alex Mack, were selected to the Pro Bowl. Atlanta led the NFL in third-down percentage in Sarkisian's first season, while finishing eighth in the league in passing offense (249.4) and third in yards per play (5.93).

Sarkisian not only boasts play-calling experience at the highest levels of football, but seven years as an FBS head coach. He guided the Southern California program in 2014-15, and the Washington Huskies from 2009-13. He posted a head coaching record of 46-35 over those seven seasons while leading his teams to five bowl appearances.

During his time as head coach at USC, Sarkisian led the Trojans to a 12-6 overall record including a second-place finish in the Pac-12's Southern Division in 2014. His 2014 offense ranked in the top 25 nationally in passing efficiency (fourth – 165.35), passing offense (15th – 296.6 ppg), third down conversions (19th – 46.6 percent) and scoring offense (22nd – 35.8 ppg). The Trojans finished 9-4 overall, including wins in four of their last five games, and capped the year with a Holiday Bowl win over Nebraska.

In 2014, Sarkisian produced a pair of first-team All-Americans in DE Leonard Williams and WR Nelson Agholor, a sophomore All-American first teamer in S/LB Su'a Cravens, a quartet of Freshman All-American first teamers in CB/WR Adoree' Jackson, who was the Pac-12 Freshman Defensive Player of the Year, along with OL Toa Lobendahn, WR JuJu Smith and OG Viane Talamaivao. Quarterback Cody Kessler had the most efficient passing season in USC history (69.7 completion percentage, 39 passing TDs, five interceptions), Agholor had 104 receptions, which was third-best in USC history, and Allen rushed for 1,489 yards, the most by a Trojan since 2005. USC's offense ranked in the national Top 25 in passing efficiency, passing offense, third down conversions and scoring offense, while the defense was in the nation's Top 20 in turnover margin, red zone defense and third down

conversion defense. Six Trojans were drafted by the NFL, including a pair of first rounders in Williams and Agholor, along with four players he coached at Washington, including three in the first round in DT Danny Shelton, CB Marcus Peters and LB Shaq Thompson.

At Washington, Sarkisian inherited a program in 2009 that had won just 12 games during the previous five seasons, including a winless season the year prior. Despite that challenge, he guided the Huskies to bowl games in his last four seasons. His eight victories in 2013 were the most at UW since 2000 and the Huskies finished ranked No. 25 in the Associated Press poll. His overall Washington record was 34-29, and his tenure in Seattle resulted in eight wins over Associated Press Top 25 teams (No. 3 USC, No. 19 California in 2009; No. 18 USC, No. 18 Nebraska and No. 24 Oregon State in 2010; No. 7 Oregon State and No. 8 Stanford in 2012; No. 13 Boise State in 2013).

Among the UW players Sarkisian coached were nine additional NFL draftees, including QB Jake Locker, CB Desmond Trufant, LBs Donald Butler and All-American Mason Foster, DE Daniel Te'o-Nesheim and RB Bishop Sankey, plus All-Pac-12 RB Chris Polk.

Sarkisian arrived at Southern Cal as an assistant in 2001 and took over as the quarterbacks coach in 2002, where he tutored quarterback Carson Palmer to the Heisman Trophy and the No. 1 overall pick in the 2003 NFL Draft. After spending the 2004 season as the quarterbacks coach for the Oakland Raiders, Sarkisian returned to the Trojan staff in February of 2005 as the assistant head coach and quarterbacks coach for four seasons (2005-08). He added the offensive coordinator role to his duties in 2007 and 2008 at USC.

At USC, Sarkisian coached Heisman Trophy-winning quarterbacks in Palmer and Leinart, along with NFL signal-callers Mark Sanchez, John David Booty and Matt Cassel. The Trojans went 23-3 during his tenure as the offensive coordinator.

Prior to his start in coaching as quarterbacks coach at El Camino College in 2000, Sarkisian starred at the quarterback position at the prep, collegiate and pro levels. He spent time with the Saskatchewan Roughriders of the Canadian Football League for three seasons (1997-99) following his collegiate career at BYU.

While with the Cougars from 1995-96, he completed 549-of-824 passes (66.6 percent) for 7,755 yards and 55 touchdowns. His 162.0 career passing efficiency rating was third on the all-time NCAA list when he finished playing. As a senior in 1996, he led the nation in passing efficiency (173.6), the fourth-best mark in NCAA history at the time), leading the Cougars to the WAC championship and a win in the 1997 Cotton Bowl. He was the WAC Offensive Player of the Year in 1996 and earned second team All-America honors.

Sarkisian earned his bachelor's degree in sociology from BYU in 1997 after getting his associate's degree in general studies from El Camino College in 1994.

He is married to the former Loreal Smith, who competed and coached in track and field. He has two daughters, Ashley and Taylor, and a son, Brady.

COACHING STAFF



JEFF BANKS
Asst. HC, ST Coord.
(Tight Ends)



JEFF CHOATE
Co-Defensive Coord.
(Inside Linebackers)



TASHARD CHOICE
Assistant Coach
(Running Backs)



BO DAVIS
Assistant Coach
(Defensive Line)



KYLE FLOOD
Offensive Coordinator
(Offensive Line)



BLAKE GIDEON
Assistant Coach
(Safeties)



CHRIS JACKSON
Assistant Coach
(Pass Game Coord./WRs)



TERRY JOSEPH
Assistant Coach
(Def. Pass Game)



PETE KWIATKOWSKI
Defensive Coordinator
(Outside Linebackers)



AJ MILWEE
Assistant Coach
(Quarterbacks)



TORRE BECTON
Director of
Football Performance

TEXAS FOOTBALL NOTES



JAHDAE BARRON
#23 DB
SR-3L • 5-11 • 192
AUSTIN, TEXAS (CONNALLY)

A fourth-year defensive back who has played in 27 games with 11 starts ... selected 2023 Preseason second-team All-Texas by Dave Campbell's Texas Football ... a third-team Preseason All-Big 12 selection by Athlon Sports in 2023 ... honorable mention All-Big 12 in 2022 ... a 2022 fourth-team All-Big 12 Preseason selection by Athlon Sports ... selected to the 2021 Academic All-Big 12 First Team ... made his debut versus UTEP in 2020 ... was an all-state and two-time all-district honoree in high school ... a two-time member of the Big 12 Commissioner's Honor Roll (fall 2020, spring 2021).

JUNIOR (2022)

Played in 13 games with nine starts ... named honorable mention All-Big 12 by the league's coaches ... totaled 78 tackles (43 solo), 11.5 tackles for loss, one sack, one fumble recovery, two interceptions, three pass breakups and one quarterback hurry ... had four tackles (two solo) and collected half a sack against Alabama ... recorded six tackles (three solo) and returned an interception 44 yards for a score against UTSA ... earned Big 12 Defensive Player of the Week honors for his game-winning interception against the Roadrunners ... registered his first career double-digit tackles performance at Texas Tech with 10 tackles (six solo) with two tackles for loss and a pass breakup ... notched six tackles (five solo) and had one tackle for loss in a win over West Virginia ... had six tackles (three solo) and one interception against Oklahoma in the AT&T Red River Showdown ... made three tackles (one solo) versus Iowa State ... had a career-high 12 tackles (six solo) and 1.5 TFLs at Oklahoma State ... recorded three tackles (all solo) and had one PBU in a victory at Kansas State ... made 11 tackles and had career highs with eight solo tackles and 3.5 TFLs, while also returning a fumble 48 yards for a touchdown against TCU ... his 48-yard fumble return was tied for the third-longest in program history and was the longest since 2005 ... posted four tackles (one solo) and half a tackle for loss at Kansas ... tallied five tackles (two solo), two tackles for loss, his first career sack and a PBU in the season finale against Baylor ... had seven tackles (four solo) and one tackle for loss in the Alamo Bowl against Washington.

SOPHOMORE (2021)

Played in nine games with two starts ... logged 18 tackles (12 solo), one tackle for loss, one forced fumble and three pass breakups ... registered two tackles in the season-opening win against Louisiana ... logged a solo tackle at Arkansas and against Oklahoma ... had one solo tackle and a pass breakup against Oklahoma State ... collected a tackle at Baylor ... posted a career-high three solo tackles and his first career forced fumble at Iowa State ... notched a pair of tackles and broke up a pass against Kansas ... had a career-best

four tackles (two solo) and a pass breakup at West Virginia ... tied his career-best with three solo tackles in a win against Kansas State.

FRESHMAN (2020)

Played in five games ... totaled two tackles and one pass breakup versus UTEP ... also saw the field at Texas Tech, versus TCU and in the AT&T Red River Showdown versus Oklahoma ... appeared in the Valero Alamo Bowl against Colorado, making one tackle.

HIGH SCHOOL

An all-state and two-time all-district honoree ... rated No. 127 nationally overall, No. 9 at cornerback and No. 20 overall in the state of Texas by 247Sports ... ranked the No. 47 cornerback nationally and No. 88 overall in the state of Texas by ESPN ... rated the No. 70 cornerback nationally and No. 79 overall in the state of Texas by Rivals ... Dave Campbell's Texas Football Magazine ranked him as the No. 63 player in Texas and as the top 2020 defensive back ... ranked No. 31 in the Austin American-Statesman's 2020 Fabulous 55, and was the No. 6 defensive back ... tabbed second-team 5A All-State as a utility player by the Texas Sports Writers Association in 2019 ... saw time as a wide receiver, defensive back and punt returner as a senior at Connally ... hauled in 41 receptions for 673 yards and six touchdowns ... also registered 43 tackles, four pass breakups and three interceptions ... returned one punt for a touchdown ... chosen first-team All-District 5A-11 Division 1 in as a defensive back in 2018 ... intercepted two passes and logged 68 tackles as a junior ... made 14 tackles, including nine solo stops and one sack, against Del Valle ... registered two tackles for loss and four total tackles against Bastrop ... posted double-digit tackles for a second team as a junior, logging 10 tackles against Liberty Hill ... notched seven tackles (five solo) and one interception against Pflugerville ... posted at least five tackles in five-straight appearances, capped by an eight-tackle outing against Georgetown ... notched 48 total tackles and three interceptions as a sophomore ... made at least four tackles in the first nine games of the season, peaking with a nine-tackle day against East View ... registered eight tackles, one tackle for loss and two interceptions against Elgin ... also returned a punt for a touchdown against Elgin ... logged seven tackles against Bastrop ... posted six tackles against Cedar Park ... also competed in Track and Field, running the 100- and 200-meter dashes in high school ... ran a 10.95 in the 100-meter dash.

PERSONAL

Son of Techonia Davis ... has five siblings: Trayvon, Deshawn, Teleah, Tamia, Taziah.

BARRON'S CAREER STATISTICS

DEFENSE

| Year | G/GS | TT (Solo) | Sacks | TFL | QBP | INT | PBU | FF | FR |
|---------------|--------------|----------------|--------------|----------------|----------|-------------|----------|----------|----------|
| 2020 | 5/0 | 3 (3) | 0.0-0 | 0.0-0 | 0 | 0-0 | 1 | 0 | 0 |
| 2021 | 9/2 | 18 (12) | 0.0-0 | 1.0-1 | 0 | 0-0 | 3 | 1 | 0 |
| 2022 | 13/9 | 78 (43) | 1.0-6 | 11.5-32 | 1 | 2-50 | 3 | 0 | 1 |
| Career | 27/11 | 99 (58) | 1.0-6 | 12.5-33 | 1 | 2-50 | 7 | 1 | 1 |



TEXAS FOOTBALL NOTES



QUINN EWERS #3 QB

SO-1L • 6-2 • 219
SOUTHLAKE, TEXAS
(SOUTHLAKE CARROLL/OHIO STATE)

A second-year quarterback who has played in and started 10 games ... selected 2023 Preseason second-team All-Texas by Dave Campbell's Texas Football ... a third-team Preseason All-Big 12 selection by Athlon Sports in 2023 ... earned honorable mention Big 12 Offensive Newcomer of the Year in 2022 ... transferred from Ohio State and enrolled at UT in January 2022 ... a 2022 fourth-team All-Big 12 Preseason selection by Athlon Sports ... a two-time member of the Big 12 Commissioner's Honor Roll (Spring 2022, fall 2022).

REDSHIRT FRESHMAN (2022)

Named honorable mention Big 12 Offensive Newcomer of the Year by the league's coaches ... played in and started 10 games ... completed 172-of-296 passes (58.1%) for 2,177 yards, 15 touchdowns and six interceptions ... his 2,177 passing yards were the fifth-most for a Texas freshman QB and the 22nd-most in Texas history ... the 15 touchdown passes were the fourth-most in a season for a Texas freshman ... led Texas to six victories, tied for the third-most by a freshman in Texas history, while his 10 starts were tied for fourth in program history by a UT freshman quarterback ... led Texas to victory in his first career start, throwing for 225 yards and two touchdowns on 16-of-24 passing in a season-opening win over ULM ... became the sixth Longhorn freshman to start the season opener and the fifth to lead Texas to victory ... completed 9-of-12 passes for 134 yards in the first quarter against Alabama before leaving due to injury ... connected on 21-of-31 passes (67.7%) for 289 yards and a career-high four touchdowns in a victory over Oklahoma in the Red River Showdown ... also rushed twice for 17 yards against the Sooners ... the four touchdowns passes are tied for the third-most by a Texas freshman quarterback and tied for 10th-most in a game in program history ... named the Big 12 Offensive Newcomer of the Week for his standout performance against the Sooners ... completed 17-of-26 passes for 172 yards and three touchdowns against Iowa State ... threw for a career-high 319 yards while completing 19-of-49 passes with two touchdowns against Oklahoma State ... surpassed 1,000 passing yards in his fifth game of the season, tied as the 11th-fastest Longhorn to accomplish the feat ... completed 18-of-31 passes for 197 yards and two touchdowns in a win at Kansas State ... connected on 17-of-39 passes for 171 yards versus TCU ... passed for 107 yards and one touchdown on 12-of-21 passing at Kansas ... completed 12-of-16 passes (75%) for 194 yards in a victory over Baylor ... connected on 31-of-47 passes for 369 yards and one touchdown against Washington in the Alamo Bowl ... established a career high for completions and passing yards ... his 31 completions and 47 passing attempts were the third-most ever for a Texas quarterback in a bowl game and tied for the 10th-most in a single game in program history ... the 369 passing yards were the third-most ever for a Longhorn in a bowl game and 16th-most in a single game a UT history ... his 31 completions are tied for the most ever in a game by a Texas freshman ... the 31 completions, 47 attempts and 369 yards are the most by a Texas freshman in a bowl game

... finished the season with a streak of 116 consecutive passes without an interception, tied for the eighth-longest streak in program history.

BEFORE TEXAS

A transfer from Ohio State who enrolled there in August 2021 and was a part of the program for one season after reclassifying to the high school class of 2021.

HIGH SCHOOL

An All-American who was selected to participate in the 2022 All-American Bowl ... ranked No. 1 nationally overall by 247Sports, Rivals and ON3 ... totaled 6,445 yards passing, 73 passing touchdowns and just eight interceptions on 450-of-643 attempts (.700), along with 701 rushing yards and 12 rushing touchdowns on 115 carries (6.1 ypc) in 22 career games as a quarterback ... named a finalist for the 2020 Landry Award, which goes to the top player in North Texas ... played in eight games, missing six due to injury, and recorded 2,442 yards and 28 touchdowns, while completing 159-of-241 (.660) passes with just five interceptions, and also rushing for 133 yards and three more touchdowns as a junior ... threw for at least three touchdown passes in seven of his eight games played ... passed for 388 yards and five touchdowns on 21-of-27 attempts (.778) on the way to 72 points against Rockwall-Heath ... tossed four touchdown passes in 17 completions for 284 yards against Keller ... amassed 450 yards passing and six touchdowns on 37-of-41 attempts (.902) in a playoff quarterfinals win against Trinity ... helped Southlake Carroll to a 12-2 overall record, including a 6-0 district mark and title, and an appearance in the 6A Division 1 state championship game in 2020 ... named second-team 6A All-State by the Texas Sports Writers Association and honorable mention by the Associated Press in 2019 ... tabbed unanimous MVP of District 5-6A and first-team all-district ... completed 291-of-402 passes for 4,003 yards with 45 touchdowns and just three interceptions, while rushing for 568 yards and nine touchdowns on 83 carries (6.8 ypc) as a sophomore ... connected on multiple touchdown passes in 12-of-14 games, while registering three or more in 10 games ... led an offense that averaged 49.3 points per game, including five games of 50 or more points ... accounted for six touchdowns, including four through the air and two on the ground, to go along with 392 passing yards on 30-of-34 attempts (.882) against Permian ... again accounted for six touchdowns, passing for 333 yards and four touchdowns, while rushing 117 yards and two touchdowns on nine carries (13.0 ypc) against Guyer ... put together back-to-back five-touchdown performances, doing so on just 11 completions for 306 yards against Lewisville in leading the offense to 84 points, and on just 18 completions for 364 yards against DeSoto ... tallied 361 passing yards and four touchdowns on 25-of-30 attempts (.833), along with two rushing touchdowns against Midland Legacy ... notched season highs of 393 yards and 33 completions against Duncanville in the playoff quarterfinals ... helped Southlake Carroll to a 13-1 overall record, including a 7-0 district mark and title, and an appearance in the 6A Division 1 quarterfinals in 2019 ... punted seven times as a freshman in 2018 with an average of 45.3 yards per attempt, downing three inside the 20 ... also played baseball at Southlake Carroll.

EWERS' CAREER STATISTICS

PASSING/RUSHING

| Year | G/GS | Comp-Att | Pct. | Yds | Rating | TD | INT | Long | Rush/TD | Long |
|---------------|--------------|----------------|-------------|--------------|--------------|-----------|----------|-----------|-------------------|-----------|
| 2022 | 10/10 | 172-296 | 58.1 | 2,177 | 132.6 | 15 | 6 | 49 | 24-(-52)/1 | 16 |
| Career | 10/10 | 172-296 | 58.1 | 2,177 | 132.6 | 15 | 6 | 49 | 24-(-52)/1 | 16 |



TEXAS FOOTBALL NOTES



JAYLAN FORD
#41 LB
SR-3L • 6-3 • 242
FRISCO, TEXAS (LONE STAR)

A fourth-year linebacker who has played in 35 games with 15 starts ... a 2022 third-team All-American selection by the Associated Press ... named to the 2023 Preseason All-Big 12 Team ... tabbed the Preseason Big 12 Defensive Player of the Year in 2023 ... selected 2023 Preseason first-team All-Texas and best linebacker by Dave Campbell's Texas Football ... a third-team Preseason All-American and first-team Preseason All-Big 12 selection by Athlon Sports in 2023 ... a 2022 first-team All-Big 12 selection ... had four interceptions in 2022 to tie for the Texas season record for a linebacker, last accomplished by Derrick Johnson in 2002 and 2003 ... tabbed the 2022 Defensive Player of the Year by Dave Campbell's Texas Football ... earned Academic All-Big 12 First Team honors in 2021 ... made his debut versus UTEP in 2020 ... a two-time all-state honoree who led Lone Star to the state semifinals in 2019 ... a two-time member of the Big 12 Commissioner's Honor Roll (fall 2020, spring 2021).

JUNIOR (2022)

Named a third-team All-American by the Associated Press ... a first-team All-Big 12 Selection by both the Big 12 Conference head coaches and the Associated Press ... the Dave Campbell's Texas Football Defensive Player of the Year ... played in 13 games with 12 starts ... totaled a career-high 119 tackles (61 solo), 10 tackles for loss, two sacks, three forced fumbles, two fumble recoveries, four interceptions, two quarterback hurries and two pass breakups ... had 10 tackles (six solo), two tackles for loss, his first career sack and one quarterback hurry ... registered career highs with 15 tackles, 10 solo tackles and one forced fumble and notched half a sack versus UTSA ... recorded 12 tackles (eight solo), one tackle for loss and one forced fumble at Texas Tech ... had 14 tackles (seven solo) and one tackle for loss against West Virginia ... made seven tackles (four solo), one tackle for loss and had one pass breakup in a shutout of Oklahoma in the Red River Showdown ... registered eight tackles (two solo), one fumble recovery and had his first career interception against Iowa State ... tabbed the Big 12 Defensive Player of the Week for his performance against the Cyclones ... recorded six tackles (four solo), two tackles for loss and one sack at Oklahoma State ... made 10 tackles (six solo), had one forced fumble, one fumble recovery and an interception return for 18 yards at Kansas State ... netted Big 12 Defensive Player of the Week accolades for his standout performance against the Wildcats ... tallied nine tackles (three solo) and half a sack against TCU ... made five solo tackles and had a 12-yard interception return at Kansas ... registered 13 tackles (two solo), two tackles for loss, one quarterback hurry, one pass breakup and an 18-yard interception return against Baylor ... his interception against the Bears marked his fourth of the season, tying the single-season interception record for a Texas linebacker, last accomplished by Derrick Johnson in 2002 and 2003 ... earned his third Big 12 Defensive Player of the Week honor for his efforts against Baylor, becoming the third Longhorn to earn the accolade three times in the same season (Derrick Johnson, '04; Jackson Jeffcoat, '13) ... totaled 10 tackles (five solo) against Washington in the Alamo Bowl ... marked his seventh game with 10-plus tackles this season and the eighth of his career ... totaled 119 tackles this season, the most for a Longhorn since 2014 (Jordan Hicks - 147; Steve Edmond - 131) ... all four of his interceptions set up Texas touchdowns.

SOPHOMORE (2021)

Played in all 12 games with two starts ... registered 53 tackles (29 solo) with a team-leading six tackles for loss ... had three tackles (one solo) in Texas' season-opening win versus Louisiana ... tallied for tackles at Arkansas ... had two tackles against Rice ... notched four tackles versus Texas Tech ... recorded three solo tackles at TCU ... made one tackle in the Red River Showdown versus Oklahoma ... collected a career-high 12 tackles (seven solo) with one tackle for loss and a quarterback hurry against Oklahoma State ... made three solo tackles at Baylor ... had four tackles (two solo) and a TFL at Iowa State ... total six tackles (three solo) with a tackle for loss versus Kansas ... made five tackles (three solo) including one TFL at West Virginia ... recorded six solo tackles and two tackles for loss against Kansas State.

FRESHMAN (2020)

Played in all 10 games, contributing primarily on special teams ... started in the Valero Alamo Bowl versus Colorado ... logged 14 tackles (five solo) and one tackle for loss ... recorded three tackles (two solo) in his debut versus UTEP ... recorded a career-high seven tackles (two solo) and one tackle for loss in the regular season finale at Kansas State ... posted four tackles in the Alamo Bowl win over Colorado.

HIGH SCHOOL

A two-time all-state honoree who led Lone Star to the state semifinals this year ... ranked No. 112 overall in Texas by Rivals ... No. 988 nationally, No. 71 at outside linebacker, and No. 123 overall in Texas according to 247Sports ... rated No. 102 at outside linebacker and No. 156 overall in Texas by ESPN ... ranked No. 51 in the SportsDay's Top 100 Recruits by the Dallas Morning News ... named second-team 5A All-State in 2019 ... amassed 142 tackles (115 solo), including 11 tackles for loss, one sack, six pressures, one interception, one pass breakup and one forced fumble as a senior ... part of a defense that allowed just 15.7 points per game, including six games of seven points or fewer with two shutouts ... helped Lone Star to a 14-1 overall record, including a 7-0 district mark and title, and an appearance in the 5A Division 1 state semifinals in 2019 ... named third-team 2019 Super Team and to the Texas Top 300 by Dave Campbell's Texas Football ... earned honorable mention 5A All-State honors in 2018 ... named Defensive MVP of District 5-5A Division 1 ... compiled 105 tackles, including eight tackles for loss, with eight pass breakups, three forced fumbles and three interceptions as a junior ... part of a defense that allowed just 11.3 points per game, including 31 total points in their first six games, two of which were on a safety, and seven total games of seven points or fewer ... helped Lone Star to a 10-3 overall record, including a 6-1 district mark, and an appearance in 5A Division 1 regional playoffs in 2018 ... tabbed the District 13-5A Defensive Newcomer of the Year in 2017 ... part of a defense that allowed just 13.1 points per game, including four shutouts, as a sophomore ... helped Lone Star to a 12-2 overall record, including a 7-0 district mark and title, and an appearance in the 5A Division 2 quarterfinals in 2017.

FORD'S CAREER STATISTICS

DEFENSE

| Year | G/GS | TT (Solo) | Sacks | TFL | QBP | INT | PBU | FF | FR |
|---------------|--------------|-----------------|---------------|----------------|----------|-------------|----------|----------|----------|
| 2020 | 10/1 | 14 (5) | 0.0-0 | 1.0-6 | 0 | 0-0 | 0 | 0 | 0 |
| 2021 | 12/2 | 53 (29) | 0.0-0 | 6.0-6 | 1 | 0-0 | 0 | 0 | 0 |
| 2022 | 13/12 | 119 (61) | 2.0-21 | 10.0-41 | 2 | 4-48 | 2 | 3 | 2 |
| Career | 35/15 | 186 (95) | 2.0-21 | 17.0-53 | 3 | 4-48 | 2 | 3 | 2 |



TEXAS FOOTBALL NOTES



JORDAN WHITTINGTON #13 WR SR-3L • 6-1 • 204 CUERO, TEXAS (CUERO)

A fifth-year wide receiver who has played in 27 games with 17 starts ... selected 2023 Preseason second-team Preseason All-Big 12 by Athlon Sports ... a 2022 honorable mention All-Big 12 selection by the league's coaches ... converted from running back after the 2019 season ... made his debut versus Louisiana Tech in 2019 ... enrolled at Texas in January 2019 ... named to the Academic All-Big 12 First Team in 2020 and 2021 ... named to the Academic All-Big 12 Second Team in 2022 ... a four-time member of the Big 12 Commissioner's Honor Roll (Spring 2019, fall 2019, spring 2020, spring 2022) ... was an All-American and multi-year all-state honoree and District MVP in high school.

JUNIOR (2022)

Named honorable mention All-Big 12 by the league's coaches ... played in 13 games and with 12 starts ... caught 50 passes for 652 yards and one touchdown ... hauled in three passes for 26 yards and returned one kickoff for 18 yards against ULM ... had a season-high seven receptions for 64 yards versus Alabama ... made four receptions for 56 yards against UTSA ... caught four passes for 53 yards at Texas Tech ... tallied three receptions for 58 yards against West Virginia ... tallied a season-high 97 yards on five receptions in a victory over Oklahoma in the Red River Showdown ... caught two passes for 27 yards with a 22-yard touchdown reception versus Iowa State ... had a 22-yard reception at Oklahoma State and caught two passes for 22 yards at Kansas State ... tallied six receptions for 78 yards versus TCU ... caught six passes for 56 yards at Kansas ... hauled in a pair of passes for 48 yards against Baylor ... had five receptions for 44 yards in the Alamo Bowl against Washington.

SOPHOMORE (2021)

Played in eight games and with three starts ... caught 26 passes for 377 yards and three touchdowns ... established career highs with seven receptions and 113 yards, including a 14-yard touchdown reception ... four of his seven receptions came on third down ... with the four receptions on third down he had 83 yards (20.8 ypc) ... 54 of his 113 receiving yards occurred after the catch ... had five receptions for 32 yards at Arkansas ... caught five passes for 93 yards and a touchdown versus Texas Tech ... hauled in three passes for 79 yards and a score at TCU ... had three receptions for 35 yards and one rush for eight yards before having to leave the game due to injury against Oklahoma in the Red River Showdown ... missed the next four games due to injury ... made a return appearance at West Virginia ... caught two passes for 18 yards against Kansas State.

REDSHIRT FRESHMAN (2020)

Played in five games and made two starts ... started the season opener versus UTEP and the AT&T Red River Showdown versus Oklahoma ... caught 21 passes for 206 yards and rushed three times for 50 yards and one touchdown ... made two catches for 45 yards and carried the ball once for 15 yards against UTEP ... missed UT's next two games due to injury ... returned to the starting lineup versus Oklahoma ... caught a career-high 10 passes for 65 yards against the Sooners ... missed the next three games due to injury ... logged three catches for 26 yards versus No. 13 Iowa State ... caught three passes for 35 yards in the regular season finale at Kansas State ... also scored a 15-yard rushing touchdown, his first collegiate touchdown ... caught three passes for 35 yards and logged a 20-yard carry in the Valero Alamo Bowl versus Colorado.

FRESHMAN (2019)

Redshirted ... played in the season opener against Louisiana Tech ... missed the remainder of the season re-aggravated groin injury from high school ... caught two passes for 17 yards out of the backfield in his debut against Louisiana Tech.

HIGH SCHOOL

Earned all-state honors as a wide receiver, defensive back, kick returner, all-purpose player and in academics in his time at Cuero ... selected to the 2019 All-American Bowl ... ranked No. 35 nationally, No. 6 in Texas and No. 4 as an athlete by Rivals ... No. 134 nationally, No. 22 in Texas and No. 20 at wide receiver according to 247Sports ... rated No. 39 on the ESPN300, No. 8 in Texas, No. 9 in the region and No. 2 at wide receiver by ESPN ... listed at No. 6 on the Austin American-Statesman's Fab 55 ... posted over 3,000 receiving yards, 5,400 all-purpose yards and 60 total touchdowns over his last three seasons ... also attempted 12 passes and completed them all with one touchdown ... named utility player on the 2018 first-team "Tops in Texas" and to the Super Team as a receiver by Dave Campbell's Texas Football ... selected second-team 4A All-State as a defensive back by the Associated Press in 2018 ... received honorable mention 4A Academic All-State honors ... missed the first four games in 2018 with an injury, which led to the team's lowest points-scored games of the season ... totaled 59 rushes for 846 yards and 14 touchdowns, 49 receptions for 948 yards (19.3 ypc) and 13 touchdowns, two pass completions including a 70-yard touchdown on offense ... also added 60 tackles,

five interceptions for 231 return yards and three touchdowns, seven punt returns for 99 yards (14.1 ypr) and a touchdown, two kickoff returns and four two-point conversions as a senior ... part of an offense that averaged 49.8 point per game and a defense that allowed 17.4 points per game ... posted four 100-yard receiving games, including 12 catches for 183 yards and two touchdowns against Wharton, and four receptions for 161 yards (40.3 ypr) and three touchdowns against Wimberley ... also had two interception returns for 65 yards and one touchdown, and 26 rushing yards for 252 all-purpose yards against Wimberley ... collected 11 tackles against Navarro ... rushed five times for 102 yards and three touchdowns against Navarro in the playoffs ... completed two passes for 87 yards, including a 70-yard touchdown, rushed seven times for 48 yards and one touchdown and caught five passes for 60 yards against Silsbee in the playoffs ... named both the Offensive and Defensive MVP of the 4A Division 2 state title game against Pleasant Grove ... set a Texas high school championship game record with 334 yards rushing on 28 carries (11.9 ypc), breaking the previous mark set by former Longhorn RB Jonathan Gray, while also breaking Eric Dickerson's 4A record ... also tied the championship game record with five rushing touchdowns, while compiling 43 receiving yards with one touchdown and eight total tackles ... helped Cuero to a 15-1 overall record, including a 5-0 district mark and district title, and Cuero's first state title in 31 years ... earned 2018 preseason second-team All-America honors from MaxPreps ... chosen third-team Super Team by Dave Campbell's Texas Football entering 2018 ... selected to the 2017 Junior All-America Team by MaxPreps ... tabbed first-team 4A All-State as a wide receiver and honorable mention as a defensive back by the Texas Sports Writers Association in 2017 ... chosen second-team 4A All-State as a wide receiver and honorable mention as a defensive back by the Associated Press ... named MVP of District 15-4A Division 2 ... registered 1,457 receiving yards and 16 touchdowns on 73 catches (20.0 ypr), 227 rushing yards and five touchdowns on 34 carries (6.7 ypc) as a junior ... also pulled in five interceptions, three of which he returned for touchdowns to go along with 45 tackles and four tackles for loss ... returned 15 punts for 286 yards (19.1 ypr) and one touchdown ... part of an offense that averaged 54.1 points per game scored over 60 points six times and in four straight games, and part of a defense that allowed 12.6 points per game ... recorded 148 rushing yards and four touchdowns against Yoakum ... helped Cuero to a 12-1 overall record, including a 5-0 district mark and a district title, and an appearance in the 4A Division 2 quarterfinals in 2017 ... selected first-team 4A All-State as a kick returner and honorable mention as an all-purpose player by the Texas Sports Writers Association in 2016 ... chosen second-team 4A All-State as a defensive back and honorable mention as a wide receiver by the Associated Press ... named MVP of District 15-4A Division 2 ... accumulated 1,825 all-purpose yards (795 receiving/361 rushing/399 punt return/100 kick return/170 INT return) and 21 total touchdowns (12 receiving/4 rushing/2 punt return/1 kick return/2 INT return) as a sophomore ... also completed seven passes for 151 yards and one touchdown ... helped Cuero to a 13-1 overall record, including a 5-0 district mark and a district title, and an appearance in the 4A Division 2 quarterfinals in 2016 ... garnered first-team All-District 15-4A Division 2 honors as both a receiver and a defensive back in 2015 ... also played basketball in high school.

PERSONAL

Son of Mary Hill and Quincey Whittington ... third youngest of 10 siblings ... older brother, Quincey, was a running back at SMU ... uncle, Arthur, played at SMU and won a Super Bowl with the Oakland Raiders.

WHITTINGTON'S CAREER STATISTICS

RECEIVING/RUSHING

| Year | G/GS | Rec-Yds | YPC | TD | Long | Rush-Yds | YPC | TD | Long |
|---------------|--------------|-----------------|-------------|----------|-----------|-------------|-------------|----------|-----------|
| 2019 | 1/0 | 2-17 | 8.5 | 0 | 14 | 0-0 | 0.0 | 0 | -- |
| 2020 | 5/2 | 21-206 | 9.8 | 0 | 43 | 3-50 | 16.7 | 1 | 20 |
| 2021 | 8/3 | 26-377 | 14.5 | 3 | 41 | 1-8 | 8.0 | 0 | 8 |
| 2022 | 13/12 | 50-652 | 13.0 | 1 | 32 | 0-0 | 0.0 | 0 | -- |
| Career | 27/17 | 99-1,252 | 12.6 | 4 | 43 | 4-58 | 14.5 | 1 | 20 |

TEXAS FOOTBALL NOTES



XAVIER WORTHY #1 WR JR-2L • 6-1 • 172 FRESNO, CALIF. (CENTRAL EAST)

A third-year wide receiver who has played in and started 25 games ... has 21 career touchdown receptions, third all-time in Texas Football history ... named to the 2023 Preseason All-Big 12 Team ... selected 2023 Preseason first-team All-Texas and best wide receiver by Dave Campbell's Texas Football ... a 2023 second-team Preseason All-American and first-team Preseason All-Big 12 selection at wide receiver by Athlon Sports in 2023 ... also earned third-team Preseason All-Big 12 at punt returner by Athlon Sports ... a second-team All-Big 12 selection in 2022 by the league's coaches and the Associated Press ... a 2022 preseason watch list candidate for the Walter Camp Player of the Year, Maxwell Award and Biletnikoff Award ... chosen to the 2022 All-Big 12 Preseason Team ... named preseason first-team All-Big 12 and second-team All-American by Phil Steele in 2022 ... a 2022 first-team All-Big 12 Preseason and second-team All-American selection by Athlon Sports ... tabbed by the Walter Camp Football Foundation and the Sporting News as a preseason second-team All-American ... named 2021 first-team All-Big 12 by the league's coaches and the Associated Press ... the 2021 Big 12 Offensive Freshman of the Year ... selected the AP Big 12 Newcomer of the Year ... named a Shaun Alexander Freshman of the Year Award finalist ... earned Freshman All-American honors from the Associated Press ... an Earl Campbell Tyler Rose Award semifinalist ... garnered True Freshman All-American honors from ESPN and 247Sports ... selected to the Freshman All-American First Team by The Athletic ... a Freshman Midseason All-American honoree by ESPN and The Athletic ... named to the Biletnikoff Award watch list ... a preseason True Freshman All-American selection by ESPN a two-time member of the Big 12 Commissioner's Honor Roll (fall 2021, spring 2022).

SOPHOMORE (2022)

A second-team All-Big 12 selection at wide receiver by both the Big 12 Conference head coaches and the Associated Press ... played in and started 13 games ... also serving as the primary punt returner for the Longhorns ... totaled 60 receptions for 760 yards and nine touchdowns ... also completed one pass for a 33-yard touchdown and rushed two times for 14 yards ... returned 15 punts for 146 yards (9.7 avg.) with a long of 29 yards ... caught two passes for 24 yards in the season-opener against ULM and returned three punts for 33 yards ... hauled in five receptions for 97 yards versus Alabama ... had four receptions for 41 yards against UTSA ... made three catches for 50 yards and one touchdown at Texas Tech ... caught seven passes for 119 yards and two touchdowns against West Virginia ... marked the fourth multi-receiving touchdown game of his career ... also completed a 33-yard touchdown pass to Ja'Tavion Sanders, the first passing attempt of his career ... named to the Paul Hornung Honor Roll for his performance against the Mountaineers ... had three receptions for 29 yards, one rush for seven yards and returned two punts for 11 yards against Oklahoma in the Red River Showdown ... had a season-high eight receptions for 72 yards and two touchdowns against Iowa State ... tallied four receptions for 78 yards with one touchdown at Oklahoma State ... also returned three punts for 56 yards against the Cowboys including a long of 29 yards ... recorded four receptions for 42 yards and two touchdowns at Kansas State ... became the fastest Longhorn to 100 career receptions with his first catch against the Wildcats, accomplishing the feat in his 21st career game ... also hauled in his 21st career touchdown catch ... marked his sixth consecutive game with a reception, tied for the third-longest streak in program history ... had four receptions for 32 yards versus TCU ... made two catches for 30 yards at Kansas ... hauled in seven receptions for 62 yards against Baylor ... caught seven passes for 84 yards in the Alamo Bowl against Washington ... ranks third all-time in UT history with 21 touchdown receptions and 14th with 122 catches ... has caught a pass in all 25 games to start his career ... the 25-straight games with a reception is the eighth-longest streak in UT history.

FRESHMAN (2021)

Named an All-Big 12 First Team honoree by league coaches and the Associated Press ... selected Big 12 Offensive Freshman of the Year ... the AP Big 12 Newcomer of the Year ... Shaun Alexander Freshman of the Year Award finalist ... an Earl Campbell Tyler Rose Award ... a preseason, midseason and season True Freshman All-American selection by ESPN ... named a Freshman All-American by The Athletic and 247Sports ... played in and started all 12 games ... had 62 receptions for 981 yards and 12 touchdowns ... established single-season UT freshman records in all three categories ... also set single-game Texas freshman records for receptions (14), receiving yards (261) and receiving touchdowns (3, twice) ... led all FBS freshmen wide receivers and the Big 12 in receiving yards, receiving yards per game (81.8) and receiving touchdowns ... led Power 5 freshmen and ranked fifth overall among FBS freshmen in receptions and receptions per game (5.2) ... had at least one reception in all 12 games ... led Texas with 15 explosive plays (20-or-more yards) with seven resulting in touchdowns ... hauled in at least six receptions in five games and averaged 31.2 yards per touchdown catch (374 yards on 12 touchdowns) ... caught a 34-yard pass in his Longhorn debut against Louisiana and returned a punt for 18 yards ... had two receptions for 41 yards at Arkansas ... collected six receptions for 71 yards and scored his first career touchdown in a victory over Rice

... earned Bleacher Report Top True Freshman honors ... tallied his first career 100-yard game against Texas Tech with five receptions for 100 yards and a Texas freshman record three touchdown receptions ... named the Big 12 Newcomer of the Week following his performance against the Red Raiders ... also garnered honorable mention Earl Campbell Tyler Rose Award Player of the Week honors ... caught one pass for seven yards and returned a kick for 15 yards at TCU ... in his Red River Showdown debut against Oklahoma, hauled in nine receptions for 261 yards and two touchdowns ... his 261 receiving yards established a new freshman record and were the second-most in a game in UT history (273, Jordan Shipley vs. UCF, 2009) ... the 261 receiving yards are the best output ever for a Longhorn against the Sooners ... nine receptions against Oklahoma were at the time tied for fourth-most by a freshman in a single game in program history ... 261 yards (on nine receptions) versus Oklahoma were the fourth-most in a game by any FBS player this season ... hauled in five receptions for 28 yards against Oklahoma State ... marked his fourth five-reception game this year ... caught four passes for 115 yards and one touchdown ... against Iowa State, he caught two passes for 32 yards, including a four-yard score that gave him eight touchdown receptions for the season, equalling Roy Williams' freshman record established in 2000 ... recorded 14 receptions for 152 yards and three touchdowns against Kansas ... his 14 receptions tied for second-most and the most ever for a freshman in Texas Football history ... three touchdown receptions tied his own Texas freshman single-game record ... the three scores marked his third multi-touchdown receiving game of the season, a new Texas freshman record ... marked his fourth 100-yard receiving game this season, the only freshman in UT history with more than two in a season, and tied for the sixth-most in a season in program history ... his three touchdown catches versus Texas Tech and Kansas tied for the seventh-most in a game for any FBS player in 2021 and tied for the most by a freshman ... totaled seven receptions for 85 yards and one touchdown at West Virginia ... hauled in a touchdown reception in his fourth-straight game, tied for the fifth-longest streak in UT history ... the seven receptions against West Virginia are tied for the ninth-most in a game by a freshman in UT history and gave him four of the top-14 marks in the Texas record book ... registered six receptions for 65 yards versus Kansas State ... had four touchdown receptions of at least 50 yards with scores of 62 (Texas Tech), 75 (vs. Oklahoma), 63 (at Baylor) and 52 (at West Virginia) yards ... his 12 total touchdowns equaled the third-most by a freshman in program history ... 72 points scored are tied for seventh all-time among Longhorn freshmen ... was only freshman among the Big 12 Conference's first- and second-team selections ... the sixth Longhorn to earn offensive freshman of the year honors and the first since Colt McCoy in 2006 ... joined Caden Sterns (2018) as the only Longhorn freshmen to earn both the conference's highest freshman honor and be named to the All-Big 12 First Team.

HIGH SCHOOL

Selected to participate in the 2021 All-American Bowl ... earned a 247Sports Composite ranking of four stars; the No. 76 overall player nationally, the No. 12 wide receiver in the country, and the No. 7 player in the state of California ... named a four-star prospect by 247Sports; the No. 98 overall player in the nation, the No. 13 wide receiver and the No. 8 player in the state of California ... rated as a four-star prospect by ESPN, the No. 124 overall player in the country, the No. 22 wide receiver and the No. 11 player in the state of California ... Rivals.com four-star prospect, the No. 65 player in the nation and the No. 11 wide receiver and the No. 5 player in California ... had his senior season canceled due to COVID-19 ... caught 55 passes for 992 yards and 16 touchdowns as a junior ... helped Central East win its first-ever CIF Division 1-AA state championship after a 15-0 season in 2019 ... as a sophomore, caught 10 passes for 259 yards and three touchdowns in an injury-shortened season ... played for head coach Kyle Biggs ... also competed in track and field at Central East, where he earned a personal record with a 10.55 100-meter dash as a sophomore.

WORTHY'S CAREER STATISTICS

RECEIVING/RUSHING

| Year | G/GS | Rec-Yds | YPC | TD | Long | Rush-Yds | YPC | TD | Long |
|---------------|--------------|------------------|-------------|-----------|-----------|-------------|------------|----------|----------|
| 2021 | 12/12 | 62-981 | 15.8 | 12 | 75 | 1-7 | 7.0 | 0 | 7 |
| 2022 | 13/13 | 60-760 | 12.7 | 9 | 46 | 2-14 | 7.0 | 0 | 7 |
| Career | 25/25 | 122-1,741 | 14.3 | 21 | 75 | 3-21 | 7.0 | 0 | 7 |

2023 NUMERICAL ROSTER

| NO | NAME | POS | HT | WT | CL-EX | HOMETOWN (PREVIOUS SCHOOL) | NO | NAME | POS | HT | WT | CL-EX | HOMETOWN (PREVIOUS SCHOOL) |
|----|----------------------|------|------|-----|--------|--|----|-----------------------|------|------|-----|---------|---|
| 0 | Anthony Hill Jr. | LB | 6-3 | 234 | Fr-HS | Denton, Texas (Ryan) | 42 | Ben Armstrong | DL | 6-3 | 264 | So.-SQ | Leander, Texas (Rouse) |
| 0 | Ja'Tavion Sanders | TE | 6-4 | 243 | Jr.-2L | Denton, Texas (Ryan) | 43 | Jett Bush | LB | 6-2 | 242 | Sr.-4L* | Houston, Texas (Strake Jesuit) |
| 1 | Justice Finkley | EDGE | 6-2 | 250 | So.-1L | Trussville, Ala. (Hewitt-Trussville) | 43 | Reed Malphurs | K | 6-6 | 194 | Fr-HS | Dallas, Texas (Hillcrest) |
| 1 | Xavier Worthy | WR | 6-1 | 172 | Jr.-2L | Fresno, Calif. (Central East) | 44 | Tannahill Love | LB | 5-11 | 225 | Sr.-SQ | Fort Worth, Texas (All Saints) |
| 2 | Johnntay Cook II | WR | 6-0 | 186 | Fr-HS | DeSoto, Texas (DeSoto) | 44 | Jelani McDonald | DB | 6-2 | 198 | Fr-HS | Waco, Texas (Connally) |
| 2 | Derek Williams Jr. | DB | 6-2 | 191 | Fr-HS | New Iberia, La. (Westgate) | 45 | Bert Auburn | K | 6-0 | 183 | Jr.-1L | Flower Mound, Texas (Flower Mound) |
| 3 | Quinn Ewers | QB | 6-2 | 195 | So.-1L | Southlake, Texas (Carroll/Ohio State) | 45 | Vernon Broughton | DL | 6-4 | 291 | Jr.-2L | Houston, Texas (Cypress Ridge) |
| 3 | Larry Turner-Gooden | DB | 6-0 | 204 | Fr-RS | South Central Los Angeles, Calif. (Bishop Alemany) | 46 | Tausili Akana | EDGE | 6-4 | 209 | Fr-HS | Laie, Hawaii (Skyridge [Utah]) |
| 4 | CJ Baxter | RB | 6-1 | 218 | Fr-HS | Orlando, Fla. (Edgewater) | 47 | Charles Feris | K | 6-2 | 196 | So.-SQ | Houston, Texas (Cypress Ranch) |
| 4 | Austin Jordan | DB | 6-0 | 198 | So.-1L | Denton, Texas (Ryan) | 48 | Patrick Bayouth | TE | 6-4 | 281 | Sr.-1L* | Bellaire, Texas (Houston Episcopal) |
| 5 | Adonai Mitchell | WR | 6-4 | 196 | Jr.-TR | Mirrouri City, Texas (Cane Ridge/Georgia) | 49 | Thatcher Milton | WR | 5-10 | 183 | Jr.-SQ | Cypress, Texas (Cy-Fair) |
| 5 | Malik Muhammad | DB | 6-0 | 181 | Fr-HS | DeSoto, Texas (South Oak Cliff) | 49 | Ian Ratliff | P | 5-11 | 177 | Fr-HS | Humble, Texas (Atascosita) |
| 6 | Maalik Murphy | QB | 6-5 | 238 | Fr-RS | Ingleswood, Calif. (Junipero Serra) | 50 | Michael Flanagan | LB | 6-2 | 241 | So.-SQ | Frisco, Texas (Wakeland) |
| 6 | Ryan Watts | DB | 6-3 | 213 | Sr.-1L | Little Elm, Texas (Little Elm/Ohio State) | 51 | Marshall Landwehr | LB | 6-0 | 226 | Jr.-SQ | Dallas, Texas (Highland Park) |
| 7 | BJ Allen Jr. | DB | 6-1 | 205 | Fr-RS | Aledo, Texas (Aledo) | 52 | DJ Campbell | OL | 6-3 | 343 | So.-1L | Arlington, Texas (Bowie) |
| 7 | Keilan Robinson | RB | 5-9 | 188 | Sr.-2L | Washington, D.C. (St. John's/Alabama) | 52 | Tate Haver | DS | 6-0 | 226 | Fr-HS | Westlake Village, Calif. (Oaks Christian) |
| 8 | Terrance Brooks | DB | 6-0 | 200 | So.-1L | Little Elm, Texas (Little Elm) | 53 | Aaron Bryant | DL | 6-2 | 301 | Fr-RS | Southaven, Miss. (Southaven) |
| 8 | Casey Cain | WR | 6-3 | 197 | So.-1L | New Orleans, La. (Warren Easton) | 54 | Cole Hutson | OL | 6-5 | 318 | So.-1L | Frisco, Texas (Frisco) |
| 9 | Gavin Holmes | DB | 5-11 | 177 | Jr.-TR | New Orleans, La. (Archbishop Rummel/Wake Forest) | 55 | Winston Smith | LB | 6-1 | 202 | So.-SQ | Houston, Texas (Memorial) |
| 9 | Isaiah Neyor | WR | 6-3 | 215 | Sr.-SQ | Fort Worth, Texas (Arlington Lamar/Wyoming) | 56 | Cameron Williams | OL | 6-5 | 369 | So.-1L | Duncanville, Texas (Duncanville) |
| 11 | Jalon Catalon | DB | 5-10 | 202 | Sr.-TR | Mansfield, Texas (Legacy/Arkansas) | 57 | Christian Rizzi | DS | 5-11 | 225 | Jr.-SQ | Metairie, La. (Metairie Park Country Day) |
| 11 | DeAndre Moore Jr. | WR | 6-0 | 194 | Fr-HS | Anaheim, Calif. (St. John Bosco) | 58 | Lance St. Louis | DS | 6-0 | 219 | Sr.-OL | Gilbert, Ariz. (Williams Field) |
| 13 | Jaylon Guilbeau | DB | 6-0 | 180 | So.-1L | Port Arthur, Texas (Memorial) | 61 | Sawyer Goram-Welch | OL | 6-4 | 307 | Jr.-1L | Longview, Texas (Longview) |
| 13 | Jordan Whittington | WR | 6-1 | 204 | Sr.-3L | Cuero, Texas (Cuero) | 62 | Connor Robertson | OL | 6-4 | 319 | Fr-RS | Austin, Texas (Westlake) |
| 14 | X'Avion Brice | DB | 6-1 | 183 | Fr-RS | Arlington, Texas (Seguin) | 63 | Rick McBroom | OL | 6-2 | 305 | So.-SQ | Fort Worth, Texas (All Saints) |
| 14 | Charles Wright | QB | 6-1 | 203 | So.-1L | Austin, Texas (Austin) | 64 | Robert Sweeney | OL | 6-5 | 269 | Fr-HS | Dallas, Texas (Highland Park) |
| 15 | S'Maje Burrell | LB | 6-0 | 219 | Fr-HS | Fort Worth, Texas (North Crowley) | 65 | Jake Majors | OL | 6-3 | 315 | Jr.-2L | Prosper, Texas (Prosper) |
| 15 | Will Stone | K | 6-0 | 194 | So.-1L | Austin, Texas (Regents School) | 67 | Malik Agbo | OL | 6-4 | 294 | Fr-RS | Federal Way, Wash. (Beamer) |
| 16 | Arch Manning | QB | 6-4 | 212 | Fr-HS | New Orleans, La. (Isidore Newman) | 68 | Brooks Kieschnick Jr. | OL | 6-3 | 242 | Fr-HS | San Antonio, Texas (Alamo Heights) |
| 16 | Michael Taaffe | DB | 6-0 | 189 | So.-1L | Austin, Texas (Westlake) | 70 | Christian Jones | OL | 6-6 | 321 | Sr.-4L* | Cypress, Texas (Cypress Woods) |
| 17 | Savion Red | RB | 5-10 | 214 | So.-1L | Grand Prairie, Texas (Grand Prairie) | 71 | Payton Kirkland | OL | 6-6 | 350 | Fr-HS | Orlando, Fla. (Dr. Phillips) |
| 17 | J'Mond Tapp | EDGE | 6-3 | 266 | Fr-RS | Donaldsville, La. (Ascension Catholic) | 72 | Neto Umeozulu | OL | 6-4 | 311 | Fr-RS | Allen, Texas (Allen) |
| 18 | Liona Lefau | LB | 6-1 | 227 | Fr-HS | Laie, Hawaii (Kahuku) | 73 | Max Merrill | OL | 6-4 | 294 | So.-SQ | Houston, Texas (Strake Jesuit) |
| 18 | Ryan Niblett | WR | 5-10 | 183 | Fr-HS | Houston, Texas (Eisenhower) | 74 | Trevor Goosby | OL | 6-7 | 285 | Fr-HS | Melissa, Texas (Melissa) |
| 18 | Joe Tatum | QB | 5-11 | 180 | So.-SQ | Los Angeles, Calif. (Loyola) | 75 | Jaydon Chatman | OL | 6-4 | 308 | Fr-HS | Harker Heights, Texas (Harker Heights) |
| 19 | Cole Lourd | QB | 6-2 | 216 | Jr.-SQ | Los Angeles, Calif. (Brentwood School) | 76 | Hayden Conner | OL | 6-5 | 320 | Jr.-2L | Katy, Texas (Taylor) |
| 21 | Kitan Crawford | DB | 5-11 | 200 | Sr.-3L | Tyler, Texas (John Tyler) | 77 | Andre Cojoe | OL | 6-6 | 355 | Fr-HS | Grand Prairie, Texas (Mansfield Timberview) |
| 23 | Jahdae Barron | DB | 5-11 | 192 | Sr.-3L | Austin, Texas (Connally) | 78 | Kelvin Banks Jr. | OL | 6-4 | 324 | So.-1L | Humble, Texas (Summer Creek) |
| 23 | Jaydon Blue | RB | 6-0 | 191 | Fr-RS | Houston, Texas (Klein Cain) | 79 | Connor Stroh | OL | 6-7 | 364 | Fr-HS | Frisco, Texas (Wakeland) |
| 24 | Jonathon Brooks | RB | 6-0 | 207 | So.-1L | Hallettsville, Texas (Hallettsville) | 81 | Juan Davis | TE | 6-4 | 219 | Jr.-2L | Fort Worth, Texas (Everman) |
| 24 | Warren Roberson | DB | 6-0 | 193 | Fr-HS | Red Oak, Texas (Red Oak) | 82 | Gus Asel | TE | 6-1 | 226 | Sr.-SQ | Frisco, Texas (Reedy/Hendrix College) |
| 26 | Tre Wisner | RB | 6-0 | 185 | Fr-HS | Glenn Heights, Texas (DeSoto) | 83 | Spencer Shannon | TE | 6-3 | 241 | Fr-HS | San Clemente, Calif. (Mater Dei) |
| 27 | Colin Page | RB | 5-10 | 206 | So.-SQ | Austin, Texas (Anderson) | 84 | Reece Beauchamp | WR | 6-2 | 189 | So.-SQ | Austin, Texas (Vandegrift) |
| 27 | Ryan Sanborn | P | 6-3 | 211 | Sr.-TR | San Diego, Calif. (Parker School/Stanford) | 85 | Gunnar Helm | TE | 6-5 | 250 | Jr.-2L | Englewood, Colo. (Cherry Creek) |
| 28 | Jerrin Thompson | DB | 6-0 | 191 | Sr.-3L | Lufkin, Texas (Lufkin) | 86 | Paxton Anderson | WR | 6-4 | 213 | Sr.-SQ | Dallas, Texas (Highland Park) |
| 29 | Carson Marshall | DB | 6-0 | 188 | So.-SQ | Katy, Texas (Katy) | 87 | Will Randle | TE | 6-4 | 235 | Fr-HS | New Orleans, La. (Isidore Newman) |
| 29 | Ky Woods | RB | 5-9 | 175 | So.-SQ | League City, Texas (Clear Springs) | 88 | Barryn Sorrell | EDGE | 6-4 | 261 | Jr.-2L | New Orleans, La. (Holy Cross) |
| 31 | Billy Walton III | EDGE | 6-3 | 225 | Fr-HS | Grand Prairie, Texas (South Oak Cliff) | 89 | Ty Boatright | WR | 6-0 | 178 | Fr-HS | Kingwood, Texas (Kingwood) |
| 32 | Brady Sarkisian | LB | 6-1 | 240 | Fr-HS | Newport Beach, Calif. (Corona Del Mar) | 90 | Byron Murphy II | DL | 6-1 | 308 | Jr.-2L | DeSoto, Texas (DeSoto) |
| 33 | David Gbenda | LB | 6-0 | 225 | Sr.-3L | Katy, Texas (Cinco Ranch) | 91 | Ethan Burke | EDGE | 6-6 | 257 | So.-1L | Austin, Texas (Westlake) |
| 35 | Rett Andersen | WR | 5-11 | 188 | Fr-HS | San Antonio, Texas (Alamo Heights) | 92 | Colton Vasek | EDGE | 6-5 | 242 | Fr-HS | Austin, Texas (Westlake) |
| 36 | Quinn Merritt | WR | 6-1 | 194 | So.-SQ | Los Gatos, Calif. (Los Gatos) | 93 | T'Vondre Sweat | DL | 6-4 | 362 | Sr.-4L* | Huntsville, Texas (Huntsville) |
| 37 | Morice Blackwell Jr. | LB | 6-1 | 208 | Jr.-2L | Arlington, Texas (Martin) | 94 | Jaray Bledsoe | DL | 6-4 | 274 | Fr-RS | Marlin, Texas (Marlin) |
| 37 | Bryce Chambers | WR | 6-1 | 203 | Fr-HS | Austin, Texas (Westlake) | 95 | Alfred Collins | DL | 6-5 | 317 | Sr.-3L | Bastrop, Texas (Cedar Creek) |
| 38 | Graham Gillespie | DB | 6-0 | 197 | So.-SQ | Cypress, Texas (Bridgeland) | 96 | Gabriel Lozano | K | 6-1 | 185 | Sr.-SQ* | Austin, Texas (Westlake/Texas Tech) |
| 38 | Remy Patson | WR | 5-9 | 172 | So.-SQ | Austin, Texas (Regents School) | 96 | Zac Swanson | DL | 6-4 | 270 | Fr-RS | Phoenix, Ariz. (Brophy College Prep) |
| 39 | Ja'Faar Johnson | DB | 5-11 | 186 | Fr-HS | Bastrop, Texas (Cedar Creek) | 97 | Kristopher Ross | DL | 6-2 | 255 | Fr-RS | Houston, Texas (North Shore) |
| 39 | Hamilton McMartin | WR | 6-0 | 174 | So.-SQ | Katy, Texas (Katy) | 98 | Trill Carter | DL | 6-2 | 300 | Sr.-TR | Leesburg, Ga. (Crisp County/Minnesota) |
| 40 | Derion Gullette | LB | 6-3 | 231 | Fr-HS | Marlin, Texas (Teague) | 99 | Sydir Mitchell | DL | 6-6 | 335 | Fr-HS | Paterson, N.J. (Bergen Catholic) |
| 41 | Jaylan Ford | LB | 6-3 | 242 | Sr.-3L | Frisco, Texas (Lone Star) | | | | | | | *Super Senior |

PRONUNCIATIONS

| | | |
|---------------------------------------|--|---|
| Malik Agbo.....AHG-boh | David Gbenda.....BEND-ah | Keilan Robinson.....KEE-lan |
| Jahdae Barron.....zha-DAY | Trevor Goosby.....GOOZ-bee | Ja'Tavion Sanders.....juh-TAY-vee-on |
| Morice Blackwell Jr.....mahr-EECE | Jaylon Guilbeau.....JAY-lon GILL-boh | Barryn Sorrell.....BAER-in sore-ELL |
| Jaray Bledsoe.....juh-RAY | Derion Gullette.....dair-EE-on guh-LET | T'Vondre Sweat.....tuh-VOHN-dray SWET |
| X'Avion Brice.....x-AY-vee-on | Tate Haver.....HAY-ver | Michael Taaffe.....TAF |
| Vernon Broughton.....BRAWT-un | Brooks Kieschnick Jr.....KEY-shnick | Neto Umeozulu.....NAY-toe you-MOO-zah-low |
| S'Maje Burrell.....suh-MAH-jay bur-EL | Liona Lefau.....lee-ONG-gah leh-FAU | Colton Vasek.....VAH-sek |
| Andre Cojoe.....COH-joe | Sydir Mitchell.....sih-DEER | Tre Wisner.....WHYZ-ner |
| Kitan Crawford.....KEE-tuhn | Isaiah Neyor.....NAY-or | Xavier Worthy.....x-ZAY-vee-e |
| Quinn Ewers.....YOU-ers | Savion Red.....SAY-vee-on | |

2022 STATISTICS | OVERVIEW

2022 SCHEDULE & RESULTS

RECORD: 8-5 (6-3 BIG 12)
HOME: 5-2 ROAD: 2-2 NEUTRAL: 1-1

| DATE | UT RANK | OPPONENT | W/L | SCORE | ATT |
|----------|----------|---------------------------|-----|------------|---------|
| Sept. 3 | RV/18 | ULM | W | 52-10 | 94,873 |
| Sept. 10 | RV/22 | 1/1 ALABAMA | L | 19-20 | 105,213 |
| Sept. 17 | 21/20 | UTSA | W | 41-20 | 102,520 |
| Sept. 24 | 22/19 | at Texas Tech* | L | 34-37 (OT) | 60,975 |
| Oct. 1 | NR/RV | WEST VIRGINIA* | W | 38-20 | 100,740 |
| Oct. 8 | | vs. RV/RV Oklahoma*+ | W | 49-0 | 92,100 |
| Oct. 15 | 22/24 | IOWA STATE* | W | 24-21 | 100,072 |
| Oct. 22 | 21/22 | 11/11 at Oklahoma State* | L | 34-41 | 55,509 |
| Nov. 5 | 24/RV/RV | 13/13/14 at Kansas State* | W | 34-27 | 51,216 |
| Nov. 12 | 18/18/18 | 4/4/4 TCU* | L | 10-17 | 104,203 |
| Nov. 29 | NR/RV/RV | at Kansas* | W | 55-14 | 38,246 |
| Nov. 25 | 23/24/24 | BAYLOR* | W | 38-27 | 94,076 |
| Dec. 29 | 20/21/21 | vs. 12/12/12 Washington = | L | 20-27 | 62,730 |

* Big 12 Conference game // + Cotton Bowl (Dallas) // = Alamo Bowl (San Antonio)

TEAM TOTALS

| | TEXAS | OPPONENTS |
|-----------------------------|--------------|--------------|
| Scoring | 448 | 281 |
| Points per game | 34.5 | 21.6 |
| Points Off Turnovers | 63 | 16 |
| First Downs | 298 | 276 |
| Rushing | 124 | 95 |
| Passing | 147 | 159 |
| Penalty | 27 | 22 |
| Rushing Yardage | 2446 | 1634 |
| Yards gained rushing | 2705 | 1920 |
| Yards lost rushing | 259 | 286 |
| Rushing attempts | 470 | 469 |
| Average per rush | 5.2 | 3.5 |
| Average per game | 188.2 | 125.7 |
| TDs Rushing | 29 | 14 |
| Passing Yardage | 3138 | 3155 |
| Comp-Att-Int | 248-405-7 | 315-501-10 |
| Average per pass | 7.7 | 6.3 |
| Average per catch | 12.7 | 10.0 |
| Average per game | 241.4 | 242.7 |
| TDs Passing | 22 | 18 |
| Total offense | 5584 | 4789 |
| Total plays | 875 | 970 |
| Average per play | 6.4 | 4.9 |
| Average per game | 429.5 | 368.4 |
| Kick returns: #-Yards | 21-472 | 35-603 |
| Punt returns: #-Yards | 19-176 | 11-34 |
| Int returns: #-Yards | 10-167 | 7-89 |
| Kick return average | 22.5 | 17.2 |
| Punt return average | 9.3 | 3.1 |
| Int return average | 16.7 | 12.7 |
| Fumbles-Lost | 9-5 | 12-4 |
| Penalties-Yards | 79-615 | 76-580 |
| Average per game | 47.3 | 44.6 |
| Punts-Yards | 47-1909 | 66-2568 |
| Average per punt | 40.6 | 38.9 |
| Net punt average | 38.5 | 34.8 |
| Kickoffs-Yards | 87-5434 | 58-3587 |
| Average per kick | 62.5 | 61.8 |
| Net kick average | 41.5 | 38.2 |
| Time of possession / game | 27:19 | 32:32 |
| 3rd-down conversion | 64/165 | 88/214 |
| 3rd-down pct | 39% | 41% |
| 4th-down conversion | 12/23 | 20/37 |
| 4th-down pct | 52% | 54% |
| Sacks by-Yards | 27-173 | 19-148 |
| Misc Yards | 0 | 0 |
| Touchdowns scored | 55 | 33 |
| Field goals - attempts | 21-26 | 16-21 |
| On-Side kicks | 0-1 | 0-0 |
| Red-zone scores | (52-58) 90% | (32-41) 78% |
| Red-zone touchdowns | (36-58) 62% | (21-41) 51% |
| PAT-attempts | (55-55) 100% | (31-31) 100% |
| 2-point conversion-attempts | (0-0) 0% | (1-2) 50% |
| Attendance | 701697 | 205946 |
| Games / Avg per game | 7/100242 | 4/51487 |
| Neutral site games | - | 2/77415 |

SCORE BY QUARTER

| | 1st | 2nd | 3rd | 4th | OT | TOTAL |
|-----------|-----|-----|-----|-----|----|-------|
| TEXAS | 107 | 151 | 99 | 91 | 0 | 448 |
| OPPONENTS | 66 | 61 | 51 | 100 | 3 | 281 |

ATTENDANCE

| | | |
|---------|----------|------------------------|
| Total | 13 games | 1,062,373 (81,721 avg) |
| Home | 7 games | 701,697 (100,242 avg) |
| Road | 4 games | 205,946 (51,487 avg) |
| Neutral | 2 games | 154,730 (77,415 avg) |

RUSHING

| NAME | G | ATT | GAIN | LOST | NET | AVG | TD | LONG | AVG/G |
|-----------------|----|-----|------|------|------|------|----|------|-------|
| Bijan Robinson | 12 | 258 | 1622 | 42 | 1580 | 6.1 | 18 | 78 | 131.7 |
| Roschon Johnson | 12 | 93 | 563 | 9 | 554 | 6.0 | 5 | 52 | 46.2 |
| Jonathon Brooks | 7 | 30 | 204 | 7 | 197 | 6.6 | 5 | 70 | 28.1 |
| Keilan Robinson | 13 | 25 | 94 | 8 | 86 | 3.4 | 0 | 26 | 6.6 |
| Hudson Card | 12 | 17 | 118 | 72 | 46 | 2.7 | 0 | 32 | 3.8 |
| Jaydon Blue | 9 | 15 | 35 | 2 | 33 | 2.2 | 0 | 10 | 3.7 |
| Xavier Worthy | 13 | 2 | 14 | 0 | 14 | 7.0 | 0 | 7 | 1.1 |
| Quinn Ewers | 10 | 24 | 55 | 107 | -52 | -2.2 | 1 | 16 | -5.2 |
| Team | 13 | 6 | 0 | 12 | -12 | -2.0 | 0 | 0 | -0.9 |
| Total | 13 | 470 | 2705 | 259 | 2446 | 5.2 | 29 | 78 | 188.2 |
| Opponents | 13 | 469 | 1920 | 286 | 1634 | 3.5 | 14 | 81 | 125.7 |

PASSING

| NAME | G | EFF | C-A-I | PCT | YDS | TD | LONG | YPG |
|---------------|----|-------|------------|-------|------|----|------|-------|
| Quinn Ewers | 10 | 132.6 | 172-296-6 | 58.1 | 2177 | 15 | 49 | 217.7 |
| Hudson Card | 12 | 158.1 | 75-108-1 | 69.4 | 928 | 6 | 45 | 77.3 |
| Xavier Worthy | 13 | 707.2 | 1-1-0 | 100.0 | 33 | 1 | 33 | 2.5 |
| Total | 13 | 140.8 | 248-405-7 | 61.2 | 3138 | 22 | 49 | 241.4 |
| Opponents | 13 | 123.6 | 315-501-10 | 62.9 | 3155 | 18 | 62 | 242.7 |

RECEIVING

| NAME | G | NO | YDS | AVG | TD | LONG | AVG/G |
|---------------------|----|-----|------|------|----|------|-------|
| Xavier Worthy | 13 | 60 | 760 | 12.7 | 9 | 46 | 58.5 |
| Ja'Tavion Sanders | 13 | 54 | 613 | 11.4 | 5 | 37 | 47.2 |
| Jordan Whittington | 13 | 50 | 652 | 13.0 | 1 | 32 | 50.2 |
| Keilan Robinson | 13 | 20 | 219 | 11.0 | 3 | 35 | 16.8 |
| Bijan Robinson | 12 | 19 | 314 | 16.5 | 2 | 42 | 26.2 |
| Roschon Johnson | 12 | 14 | 128 | 9.1 | 1 | 38 | 10.7 |
| Casey Cain | 13 | 8 | 201 | 25.1 | 0 | 49 | 15.5 |
| Savion Red | 9 | 6 | 34 | 5.7 | 0 | 11 | 3.8 |
| Gunnar Helm | 13 | 5 | 44 | 8.8 | 0 | 19 | 3.4 |
| Jahleel Billingsley | 4 | 3 | 38 | 12.7 | 0 | 20 | 9.5 |
| Gabe Sulser | 5 | 2 | 10 | 5.0 | 0 | 6 | 2.0 |
| Tarique Milton | 12 | 2 | 40 | 20.0 | 0 | 28 | 3.3 |
| Jonathon Brooks | 7 | 2 | 37 | 18.5 | 1 | 34 | 5.3 |
| Troy Omeire | 4 | 1 | 9 | 9.0 | 0 | 9 | 2.3 |
| Agije Hall | 3 | 1 | 7 | 7.0 | 0 | 7 | 2.3 |
| Brenen Thompson | 9 | 1 | 32 | 32.0 | 0 | 32 | 3.6 |
| Total | 13 | 248 | 3138 | 12.7 | 22 | 49 | 241.4 |
| Opponents | 13 | 315 | 3155 | 10.0 | 18 | 62 | 242.7 |

2022 STATISTICS | INDIVIDUAL

ALL-PURPOSE

| NAME | G | RUSH | REC | PUNT RET | KO RET | IR | TOTAL | YPG |
|---------------------|----|------|------|-------------|-----------|-----|-------|-------|
| Bijan Robinson | 12 | 1580 | 314 | 0 | 0 | 0 | 1894 | 157.8 |
| Xavier Worthy | 13 | 14 | 760 | 146 | 0 | 0 | 920 | 70.8 |
| Keilan Robinson | 13 | 86 | 219 | 19 | 403 | 0 | 727 | 55.9 |
| Roschon Johnson | 12 | 554 | 128 | 0 | 39 | 0 | 721 | 60.1 |
| Jordan Whittington | 13 | 0 | 652 | 0 | 18 | 0 | 670 | 51.5 |
| Ja'Tavion Sanders | 13 | 0 | 613 | 0 | 0 | 0 | 613 | 47.2 |
| Jonathon Brooks | 7 | 197 | 37 | 0 | 0 | 0 | 234 | 33.4 |
| Casey Cain | 13 | 0 | 201 | 0 | 0 | 0 | 201 | 15.5 |
| D'Shawn Jamison | 12 | 0 | 0 | 0 | 0 | 69 | 69 | 5.8 |
| Gunnar Helm | 13 | 0 | 44 | 0 | 12 | 0 | 56 | 4.3 |
| Tarique Milton | 12 | 0 | 40 | 15 | 0 | 0 | 55 | 4.6 |
| Jahdae Barron | 13 | 0 | 0 | 0 | 0 | 50 | 50 | 3.8 |
| Jaylan Ford | 13 | 0 | 0 | 0 | 0 | 48 | 48 | 3.7 |
| Hudson Card | 12 | 46 | 0 | 0 | 0 | 0 | 46 | 3.8 |
| Jahleel Billingsley | 4 | 0 | 38 | 0 | 0 | 0 | 38 | 9.5 |
| Savion Red | 9 | 0 | 34 | 0 | 0 | 0 | 34 | 3.8 |
| Jaydon Blue | 9 | 33 | 0 | 0 | 0 | 0 | 33 | 3.7 |
| Brenen Thompson | 9 | 0 | 32 | 0 | 0 | 0 | 32 | 3.6 |
| Gabe Sulser | 5 | 0 | 10 | 0 | 0 | 0 | 10 | 2.0 |
| Troy Omeire | 4 | 0 | 9 | 0 | 0 | 0 | 9 | 2.3 |
| Agiye Hall | 3 | 0 | 7 | 0 | 0 | 0 | 7 | 2.3 |
| Anthony Cook | 13 | 0 | 0 | -4 | 0 | 0 | -4 | -0.3 |
| Quinn Ewers | 10 | -52 | 0 | 0 | 0 | 0 | -52 | -5.2 |
| Team | 13 | -12 | 0 | 0 | 0 | 0 | -12 | -0.9 |
| Total | 13 | 2446 | 3138 | 176 | 472 | 167 | 6399 | 492.2 |
| Opponents | 13 | 1634 | 3155 | 34 | 603 | 89 | 5515 | 424.2 |

TOTAL OFFENSE

| NAME | G | PLAYS | RUSH | PASS | YDS | YPG |
|-----------------|----|-------|------|------|------|-------|
| Quinn Ewers | 10 | 320 | -52 | 2177 | 2125 | 212.5 |
| Bijan Robinson | 12 | 258 | 1580 | 0 | 1580 | 131.7 |
| Hudson Card | 12 | 125 | 46 | 928 | 974 | 81.2 |
| Roschon Johnson | 12 | 93 | 554 | 0 | 554 | 46.2 |
| Jonathon Brooks | 7 | 30 | 197 | 0 | 197 | 28.1 |
| Keilan Robinson | 13 | 25 | 86 | 0 | 86 | 6.6 |
| Xavier Worthy | 13 | 3 | 14 | 33 | 47 | 3.6 |
| Jaydon Blue | 9 | 15 | 33 | 0 | 33 | 3.7 |
| Team | 13 | 0 | -12 | 0 | -12 | -0.9 |
| Total | 13 | 875 | 2446 | 3138 | 5584 | 429.5 |
| Opponents | 13 | 970 | 1634 | 3155 | 4789 | 368.4 |

INTERCEPTIONS

| NAME | NO | YDS | AVG | TD | LONG |
|-----------------|----|-----|------|----|------|
| Jaylan Ford | 4 | 48 | 12.0 | 0 | 18 |
| D'Shawn Jamison | 2 | 69 | 34.5 | 1 | 69 |
| Jahdae Barron | 2 | 50 | 25.0 | 1 | 44 |
| Jerrin Thompson | 1 | 0 | 0.0 | 0 | 0 |
| Ryan Watts | 1 | 0 | 0.0 | 0 | 0 |
| Total | 10 | 167 | 16.7 | 2 | 69 |
| Opponents | 7 | 89 | 12.7 | 0 | 25 |

FUMBLE RETURNS

| NAME | NO | YDS | AVG | TD | LONG |
|-----------------|----|-----|------|----|------|
| Jahdae Barron | 1 | 48 | 48.0 | 1 | 48 |
| Jaylan Ford | 2 | 0 | 0.0 | 0 | 0 |
| Keilan Robinson | 1 | 0 | 0.0 | 0 | 0 |
| Total | 4 | 48 | 12.0 | 1 | 48 |
| Opponents | 5 | 16 | 3.2 | 1 | 16 |

PUNT RETURNS

| NAME | NO | YDS | AVG | TD | LONG |
|-----------------|----|-----|------|----|------|
| Xavier Worthy | 15 | 146 | 9.7 | 0 | 29 |
| Keilan Robinson | 1 | 19 | 19.0 | 1 | 12 |
| Tarique Milton | 1 | 15 | 15.0 | 0 | 15 |
| D'Shawn Jamison | 1 | 0 | 0.0 | 0 | 0 |
| Anthony Cook | 1 | -4 | -4.0 | 0 | 0 |
| Total | 19 | 176 | 9.3 | 1 | 29 |
| Opponents | 11 | 34 | 3.1 | 0 | 20 |

KICK RETURNS

| NAME | NO | YDS | AVG | TD | LONG |
|----------------------|----|-----|------|----|------|
| Keilan Robinson | 16 | 403 | 25.2 | 0 | 52 |
| Roschon Johnson | 2 | 39 | 19.5 | 0 | 24 |
| Jordan Whittington | 1 | 18 | 18.0 | 0 | 18 |
| Gunnar Helm | 1 | 12 | 12.0 | 0 | 12 |
| Morice Blackwell Jr. | 1 | 0 | 0.0 | 0 | 0 |
| Total | 21 | 472 | 22.5 | 0 | 52 |
| Opponents | 35 | 603 | 17.2 | 0 | 34 |

PUNTING

| NAME | NO | YDS | AVG | LONG | TB | FC | I20 | 50+ | BLK |
|---------------|----|------|------|------|----|----|-----|-----|-----|
| Daniel Trejo | 45 | 1890 | 42.0 | 61 | 3 | 15 | 13 | 10 | 0 |
| Isaac Pearson | 1 | 15 | 15.0 | 15 | 0 | 0 | 0 | 0 | 0 |
| Team | 1 | 4 | 4.0 | 0 | 0 | 0 | 0 | 0 | 1 |
| Total | 47 | 1909 | 40.6 | 61 | 3 | 15 | 13 | 10 | 1 |
| Opponents | 66 | 2568 | 38.9 | 61 | 6 | 21 | 17 | 8 | 3 |

KICKOFFS

| NAME | NO | YDS | AVG | TB | OB | RETN | NET | YDLN |
|-------------|----|------|------|----|----|------|------|------|
| Will Stone | 86 | 5369 | 62.4 | 26 | 3 | | | |
| Bert Auburn | 1 | 65 | 65.0 | 1 | 0 | | | |
| Total | 87 | 5434 | 62.5 | 27 | 3 | 35 | 41.5 | 23 |
| Opponents | 58 | 3587 | 61.8 | 35 | 1 | 21 | 38.2 | 26 |

2022 STATISTICS | QUARTERBACK DRIVE CHART

QUARTERBACK DRIVE CHART

| | DRIVES STARTED | TDs | FGs | MFG | DRIVES ENDED BY | | TO | SAFETY | CLOCK | POINTS SCORED | PTS/ DRIVE | QB EFFIC. |
|-----------------------------|----------------|-----|-----|-----|-----------------|------|----|--------|-------|---------------|------------|-----------|
| | | | | | PUNT | DOWN | | | | | | |
| ULM | | | | | | | | | | | | |
| Quinn Ewers | 7 | 4 | 1 | 1 | 0 | 0 | 1 | 0 | 0 | 31 | 4.4 | 71.4% |
| Hudson Card | 3 | 1 | 0 | 0 | 2 | 0 | 0 | 0 | 0 | 7 | 2.3 | 33.3% |
| Charles Wright | 1 | 0 | 0 | 0 | 1 | 0 | 0 | 0 | 0 | 0 | 0.0 | 0.0% |
| ALABAMA | | | | | | | | | | | | |
| Quinn Ewers | 1 | 0 | 1 | 0 | 0 | 0 | 0 | 0 | 0 | 3 | 3.0 | 100% |
| Hudson Card | 10 | 0 | 3 | 1 | 5 | 0 | 0 | 0 | 1 | 9 | 0.9 | 30.0% |
| Quinn Ewers/Hudson Card* | 1 | 1 | 0 | 0 | 0 | 0 | 0 | 0 | 0 | 7 | 7.0 | 100% |
| UTSA | | | | | | | | | | | | |
| Hudson Card | 9 | 4 | 2 | 0 | 3 | 0 | 0 | 0 | 0 | 34 | 3.8 | 66.7% |
| Team | 1 | 0 | 0 | 0 | 0 | 0 | 0 | 0 | 1 | 0 | 0.0 | 0.0% |
| TEXAS TECH | | | | | | | | | | | | |
| Hudson Card | 12 | 4 | 2 | 0 | 3 | 1 | 2 | 0 | 0 | 34 | 2.8 | 50.0% |
| WEST VIRGINIA | | | | | | | | | | | | |
| Hudson Card | 9 | 5 | 1 | 0 | 2 | 0 | 0 | 0 | 1 | 38 | 4.2 | 66.7% |
| Team | 1 | 0 | 0 | 0 | 0 | 0 | 0 | 0 | 1 | 0 | 0.0 | 0.0% |
| OKLAHOMA | | | | | | | | | | | | |
| Quinn Ewers | 11 | 7 | 0 | 0 | 2 | 0 | 1 | 0 | 1 | 49 | 4.5 | 63.6% |
| Hudson Card/Charles Wright* | 1 | 0 | 0 | 1 | 0 | 0 | 0 | 0 | 0 | 0 | 0.0 | 0.0% |
| Charles Wright | 1 | 0 | 0 | 0 | 1 | 0 | 0 | 0 | 0 | 0 | 0.0 | 0.0% |
| IOWA STATE | | | | | | | | | | | | |
| Quinn Ewers | 9 | 3 | 1 | 1 | 3 | 1 | 0 | 0 | 0 | 24 | 2.7 | 44.4% |
| Quinn Ewers/Team* | 1 | 0 | 0 | 0 | 0 | 0 | 0 | 0 | 1 | 0 | 0.0 | 0.0% |
| OKLAHOMA STATE | | | | | | | | | | | | |
| Quinn Ewers | 19 | 4 | 2 | 1 | 8 | 1 | 3 | 0 | 0 | 34 | 1.8 | 31.6% |
| KANSAS STATE | | | | | | | | | | | | |
| Quinn Ewers | 11 | 4 | 2 | 0 | 3 | 0 | 2 | 0 | 0 | 34 | 3.1 | 54.5% |
| Team | 1 | 0 | 0 | 0 | 0 | 0 | 0 | 0 | 1 | 0 | 0.0 | 0.0% |
| TCU | | | | | | | | | | | | |
| Quinn Ewers | 12 | 0 | 1 | 0 | 7 | 3 | 1 | 0 | 0 | 3 | 0.3 | 8.3% |
| KANSAS | | | | | | | | | | | | |
| Quinn Ewers | 9 | 6 | 2 | 0 | 1 | 0 | 0 | 0 | 0 | 48 | 5.3 | 88.9% |
| Hudson Card | 2 | 1 | 0 | 0 | 0 | 1 | 0 | 0 | 0 | 7 | 3.5 | 50.0% |
| BAYLOR | | | | | | | | | | | | |
| Quinn Ewers | 13 | 5 | 1 | 0 | 2 | 0 | 2 | 1 | 2 | 38 | 2.9 | 46.2% |
| WASHINGTON | | | | | | | | | | | | |
| Quinn Ewers | 10 | 2 | 2 | 0 | 4 | 1 | 0 | 0 | 1 | 20 | 2.0 | 40.0% |
| PLAYER TOTALS | | | | | | | | | | | | |
| Quinn Ewers | 102 | 35 | 13 | 3 | 30 | 6 | 10 | 1 | 4 | 284 | 2.8 | 47.1% |
| Hudson Card | 45 | 15 | 8 | 1 | 15 | 2 | 2 | 0 | 2 | 129 | 2.9 | 51.1% |
| Charles Wright | 2 | 0 | 0 | 0 | 2 | 0 | 0 | 0 | 0 | 0 | 0.0 | 0.0% |
| Team | 3 | 0 | 0 | 0 | 0 | 0 | 0 | 0 | 3 | 0 | 0.0 | 0.0% |
| Quinn Ewers/Hudson Card* | 1 | 1 | 0 | 0 | 0 | 0 | 0 | 0 | 0 | 7 | 7.0 | 100% |
| Hudson Card/Charles Wright* | 1 | 0 | 0 | 1 | 0 | 0 | 0 | 0 | 0 | 0 | 0.0 | 0.0% |
| Quinn Ewers/Team* | 1 | 0 | 0 | 0 | 0 | 0 | 0 | 0 | 1 | 0 | 0.0 | 0.0% |
| TEXAS | | | | | | | | | | | | |
| | 155 | 51 | 21 | 5 | 47 | 8 | 12 | 1 | 10 | 420 | 2.7 | 46.5% |
| OPPONENTS | | | | | | | | | | | | |
| | 156 | 32 | 16 | 5 | 66 | 15 | 13 | 0 | 9 | 272 | 1.7 | 30.8% |
| CAREER TOTALS | | | | | | | | | | | | |
| Quinn Ewers | 102 | 35 | 13 | 3 | 30 | 6 | 10 | 1 | 4 | 284 | 2.8 | 47.1% |
| Hudson Card | 81 | 27 | 8 | 3 | 31 | 5 | 5 | 0 | 2 | 215 | 2.7 | 43.2% |
| Charles Wright | 2 | 0 | 0 | 0 | 2 | 0 | 0 | 0 | 0 | 0 | 0.0 | 0.0% |

KEY: FG - denotes successful field goal | MFG - denotes missed field goal | QB EFFIC is the percentage of drives that generated points | Team - Team running out clock at the end of half | *Both quarterbacks participated in the drive

2022 STATISTICS | SCORING PLAYS

2022 SCORING DRIVES/NON-OFFENSIVE SCORES (76)

| TIME | PLAYS-YARDS | RESULT | SCORING PLAY | OPPONENT |
|------|-------------|--------|---|-------------------|
| 0:00 | 0-0 | TD | Keilan Robinson 12 yd blk punt return | ULM |
| 0:00 | 0-0 | TD | D'Shawn Jamison 69 yd interception return | ULM |
| 0:00 | 0-0 | TD | Jahdae Barron 44 yd interception return | UTSA |
| 0:00 | 0-0 | TD | Jahdae Barron 48 yd fumble return | TCU |
| 0:21 | 4-46 | FG | Bert Auburn 48 yd field goal | at Texas Tech |
| 0:26 | 2-28 | TD | Bijan Robinson 17 yd run | at Kansas |
| 0:38 | 2-42 | TD | Bijan Robinson 41 yd pass from Quinn Ewers | at Oklahoma State |
| 0:40 | 2-80 | TD | Bijan Robinson 78 yd run | UTSA |
| 0:54 | 7-27 | TD | Xavier Worthy 3 yd pass from Quinn Ewers | at Kansas State |
| 1:07 | 4-5 | FG | Bert Auburn 33 yd field goal | at Oklahoma State |
| 1:14 | 4-71 | TD | Bijan Robinson 42 yd run | at Oklahoma State |
| 1:20 | 3-29 | TD | Bijan Robinson 2 yd run | Baylor |
| 1:24 | 3-62 | TD | Keilan Robinson 35 yd pass from Hudson Card | at Texas Tech |
| 1:24 | 3-75 | TD | Jonathan Brooks 70 yd run | at Kansas |
| 1:26 | 5-50 | TD | Bijan Robinson 9 yd run | ULM |
| 1:32 | 7-80 | TD | Roschon Johnson 52 yd run | at Oklahoma State |
| 1:46 | 6-52 | TD | Bijan Robinson 16 yd pass from Quinn Ewers | ULM |
| 1:49 | 5-73 | TD | Roschon Johnson 16 yd run | ULM |
| 1:51 | 5-70 | TD | Xavier Worthy 44 yd pass from Hudson Card | West Virginia |
| 1:51 | 4-52 | TD | Xavier Worthy 12 yd pass from Quinn Ewers | at Oklahoma State |
| 1:51 | 5-61 | TD | Bijan Robinson 32 yd run | at Kansas |
| 2:02 | 7-74 | FG | Bert Auburn 28 yd field goal | at Kansas State |
| 2:03 | 11-62 | FG | Bert Auburn 44 yd field goal | UTSA |
| 2:04 | 6-55 | FG | Bert Auburn 38 yd field goal | Baylor |
| 2:07 | 6-47 | TD | Ja'Tavion Sanders 18 yd pass from Quinn Ewers | vs. Oklahoma |
| 2:08 | 9-60 | TD | Bijan Robinson 1 yd run | at Kansas |
| 2:10 | 4-71 | TD | Bijan Robinson 41 yd run | UTSA |
| 2:14 | 6-71 | TD | Bijan Robinson 1 yd run | West Virginia |
| 2:22 | 6-74 | TD | Ja'Tavion Sanders 33 yd pass from Xavier Worthy | West Virginia |
| 2:26 | 8-44 | FG | Bert Auburn 49 yd field goal | Alabama |
| 2:27 | 7-80 | TD | Keilan Robinson 15 yd pass from Quinn Ewers | at Kansas |
| 2:29 | 7-75 | TD | Jonathon Brooks 34 yd pass from Quinn Ewers | vs. Washington |
| 2:30 | 8-75 | TD | Bijan Robinson 36 yd run | at Kansas State |
| 2:37 | 5-54 | TD | Jonathon Brooks 18 yd run | vs. Oklahoma |
| 2:39 | 6-75 | TD | Bijan Robinson 1 yd run | Alabama |
| 2:40 | 6-42 | TD | Roschon Johnson 11 yd run | Baylor |
| 2:41 | 10-55 | FG | Bert Auburn 26 yd field goal | vs. Washington |
| 2:48 | 9-79 | TD | Ja'Tavion Sanders 24 yd pass from Quinn Ewers | vs. Oklahoma |
| 2:49 | 6-69 | TD | Xavier Worthy 39 yd pass from Hudson Card | at Texas Tech |
| 3:00 | 7-75 | TD | Quinn Ewers 3 yd run | Baylor |
| 3:02 | 7-40 | FG | Bert Auburn 37 yd field goal | at Oklahoma State |
| 3:03 | 8-92 | TD | Xavier Worthy 10 yd pass from Quinn Ewers | vs. Oklahoma |
| 3:07 | 7-76 | TD | Bijan Robinson 11 yd run | vs. Oklahoma |
| 3:08 | 7-60 | TD | Xavier Worthy 15 yd pass from Hudson Card | West Virginia |
| 3:10 | 7-25 | FG | Bert Auburn 41 yd field goal | ULM |
| 3:10 | 9-80 | TD | Keilan Robinson 15 yd pass from Quinn Ewers | vs. Oklahoma |
| 3:11 | 11-74 | TD | Jonathon Brooks 3 yd run | vs. Washington |
| 3:12 | 6-24 | FG | Bert Auburn 33 yd field goal | Alabama |
| 3:13 | 6-87 | TD | Ja'Tavion Sanders 13 yd pass from Hudson Card | West Virginia |
| 3:16 | 8-75 | TD | Xavier Worthy 13 yd pass from Quinn Ewers | at Kansas State |
| 3:19 | 7-64 | TD | Ja'Tavion Sanders 19 yd pass from Quinn Ewers | ULM |
| 3:19 | 10-78 | TD | Roschon Johnson 1 yd run | Baylor |
| 3:20 | 9-80 | TD | Xavier Worthy 15 yd pass from Quinn Ewers | Iowa State |
| 3:21 | 7-48 | FG | Bert Auburn 26 yd field goal | UTSA |
| 3:21 | 8-75 | TD | Roschon Johnson 9 yd run | at Kansas State |
| 3:28 | 9-80 | TD | Jordan Whittington 5 yd pass from Quinn Ewers | Iowa State |
| 3:46 | 10-78 | FG | Bert Auburn 30 yd field goal | vs. Washington |
| 3:49 | 10-43 | FG | Bert Auburn 40 yd field goal | at Texas Tech |
| 3:49 | 8-75 | TD | Bijan Robinson 40 yd run | at Texas Tech |
| 3:58 | 9-68 | TD | Bijan Robinson 2 yd run | at Kansas |
| 4:08 | 11-67 | TD | Bijan Robinson 3 yd run | UTSA |
| 4:10 | 12-71 | FG | Bert Auburn 22 yd field goal | TCU |
| 4:11 | 12-82 | TD | Bijan Robinson 8 yd run | at Texas Tech |
| 4:12 | 10-28 | FG | Bert Auburn 40 yd field goal | at Kansas |
| 4:25 | 10-75 | TD | Roschon Johnson 11 yd pass from Hudson Card | UTSA |
| 4:25 | 11-64 | FG | Bert Auburn 29 yd field goal | at Kansas State |
| 4:31 | 12-90 | TD | Bijan Robinson 2 yd rush | vs. Oklahoma |
| 4:34 | 10-48 | FG | Bert Auburn 45 yd field goal | West Virginia |
| 4:40 | 12-46 | FG | Bert Auburn 28 yd field goal | at Kansas |
| 4:43 | 13-75 | FG | Bert Auburn 31 yd field goal | Iowa State |
| 5:05 | 11-75 | TD | Bijan Robinson 1 yd run | Baylor |
| 5:11 | 12-65 | TD | Jonathon Brooks 3 yd run | at Kansas |
| 5:22 | 11-62 | TD | Jonathon Brooks 19 yd run | ULM |
| 5:47 | 12-65 | FG | Bert Auburn 24 yd field goal | Alabama |
| 5:56 | 14-67 | FG | Bert Auburn 26 yd field goal | Alabama |
| 6:15 | 11-75 | TD | Xavier Worthy 3 yd pass from Quinn Ewers | Iowa State |

2022 STATISTICS | BIG PLAYS

20-YARD PLAYS (73)

| YDS | TYPE | NAME | OPPONENT |
|-----|------|--------------------------------------|-------------------|
| 78* | Rush | Bijan Robinson | UTSA |
| 70* | Rush | Jonathon Brooks | at Kansas |
| 68 | Rush | Bijan Robinson | at Kansas State |
| 52* | Rush | Roschon Johnson | at Oklahoma State |
| 49 | Pass | Casey Cain from Quinn Ewers | vs. Washington |
| 46 | Pass | Xavier Worthy from Quinn Ewers | Alabama |
| 45 | Pass | Xavier Worthy from Hudson Card | West Virginia |
| 44* | Pass | Xavier Worthy from Hudson Card | West Virginia |
| 43 | Pass | Casey Cain from Quinn Ewers | ULM |
| 42* | Rush | Bijan Robinson | at Oklahoma State |
| 42 | Pass | Bijan Robinson from Hudson Card | Alabama |
| 41* | Pass | Bijan Robinson from Quinn Ewers | at Oklahoma State |
| 41* | Rush | Bijan Robinson | UTSA |
| 40* | Rush | Bijan Robinson | at Texas Tech |
| 39* | Pass | Xavier Worthy from Hudson Card | at Texas Tech |
| 38 | Pass | Roschon Johnson from Quinn Ewers | vs. Oklahoma |
| 37 | Pass | Ja Tavion Sanders from Quinn Ewers | Baylor |
| 37 | Rush | Roschon Johnson | at Kansas State |
| 36* | Rush | Bijan Robinson | at Kansas State |
| 35* | Pass | Keilan Robinson from Hudson Card | at Texas Tech |
| 34* | Pass | Jonathon Brooks from Quinn Ewers | vs. Washington |
| 33* | Pass | Ja Tavion Sanders from Xavier Worthy | West Virginia |
| 32* | Rush | Bijan Robinson | at Kansas |
| 32 | Pass | Brenen Thompson from Quinn Ewers | at Oklahoma State |
| 32 | Pass | Jordan Whittington from Quinn Ewers | vs. Oklahoma |
| 32 | Rush | Roschon Johnson | UTSA |
| 32 | Rush | Hudson Card | UTSA |
| 31 | Rush | Bijan Robinson | at Kansas |
| 31 | Pass | Jordan Whittington from Hudson Card | West Virginia |
| 30 | Pass | Xavier Worthy from Quinn Ewers | at Oklahoma State |
| 30 | Pass | Bijan Robinson from Hudson Card | Alabama |
| 29 | Pass | Jordan Whittington from Quinn Ewers | Baylor |
| 29 | Pass | Casey Cain from Hudson Card | Alabama |
| 28 | Pass | Ja Tavion Sanders from Quinn Ewers | Baylor |
| 28 | Pass | Tarique Milton from Hudson Card | at Texas Tech |
| 27 | Pass | Casey Cain from Quinn Ewers | vs. Washington |
| 27 | Pass | Xavier Worthy from Quinn Ewers | at Oklahoma State |
| 26 | Pass | Bijan Robinson from Quinn Ewers | Iowa State |
| 26 | Rush | Keilan Robinson | vs. Oklahoma |
| 26 | Pass | Jordan Whittington from Hudson Card | UTSA |
| 25 | Pass | Casey Cain from Quinn Ewers | vs. Washington |
| 25 | Pass | Jordan Whittington from Quinn Ewers | TCU |
| 25 | Rush | Bijan Robinson | Iowa State |
| 25 | Pass | Ja Tavion Sanders from Quinn Ewers | ULM |
| 25 | Pass | Ja Tavion Sanders from Quinn Ewers | ULM |
| 24 | Rush | Bijan Robinson | at Kansas |
| 24 | Pass | Xavier Worthy from Quinn Ewers | at Kansas |
| 24 | Pass | Ja Tavion Sanders from Quinn Ewers | TCU |
| 24 | Pass | Xavier Worthy from Quinn Ewers | Iowa State |
| 24* | Pass | Ja Tavion Sanders from Quinn Ewers | vs. Oklahoma |
| 24 | Pass | Bijan Robinson from Hudson Card | West Virginia |
| 23 | Rush | Bijan Robinson | Baylor |
| 23 | Pass | Jordan Whittington from Quinn Ewers | at Oklahoma State |
| 23 | Pass | Roschon Johnson from Hudson Card | at Texas Tech |
| 22 | Pass | Jordan Whittington from Quinn Ewers | Iowa State |
| 22 | Pass | Jordan Whittington from Quinn Ewers | vs. Oklahoma |
| 22 | Pass | Jordan Whittington from Quinn Ewers | vs. Oklahoma |
| 22 | Pass | Jordan Whittington from Hudson Card | West Virginia |
| 22 | Rush | Hudson Card | at Texas Tech |
| 22 | Pass | Bijan Robinson from Hudson Card | at Texas Tech |
| 22 | Pass | Xavier Worthy from Quinn Ewers | Alabama |
| 21 | Pass | Xavier Worthy from Quinn Ewers | vs. Washington |
| 21 | Rush | Roschon Johnson | Baylor |
| 21 | Rush | Roschon Johnson | at Kansas |
| 21 | Pass | Jordan Whittington from Quinn Ewers | at Kansas |
| 21 | Pass | Bijan Robinson from Quinn Ewers | at Kansas State |
| 21 | Pass | Ja Tavion Sanders from Quinn Ewers | at Oklahoma State |
| 21 | Pass | Xavier Worthy from Quinn Ewers | Iowa State |
| 21 | Rush | Bijan Robinson | ULM |
| 20 | Pass | Jordan Whittington from Quinn Ewers | TCU |
| 20 | Pass | Xavier Worthy from Quinn Ewers | at Kansas State |
| 20 | Pass | Jahleel Billingsley from Quinn Ewers | at Oklahoma State |
| 20 | Rush | Hudson Card | Alabama |

*touchdown scored on play

20-YARD PLAYS (BY PLAYER)

| NAME | TD | RUSH | REC | TOTAL |
|----------------------|-----------|-----------|-----------|-----------|
| Robinson, Bijan | 7 | 12 | 7 | 19 |
| Worthy, Xavier | 2 | 0 | 12 | 12 |
| Whittington, Jordan | 0 | 0 | 12 | 12 |
| Sanders, Ja'Tavion | 2 | 0 | 8 | 8 |
| Johnson, Roschon | 1 | 4 | 3 | 7 |
| Cain, Casey | 0 | 0 | 5 | 5 |
| Card, Hudson | 0 | 3 | 0 | 3 |
| Brooks, Jonathon | 2 | 1 | 1 | 2 |
| Robinson, Keilan | 1 | 1 | 1 | 2 |
| Billingsley, Jahleel | 0 | 0 | 1 | 1 |
| Milton, Tarique | 0 | 0 | 1 | 1 |
| Thompson, Brenen | 0 | 0 | 1 | 1 |
| TOTAL | 15 | 21 | 52 | 73 |

20-YARD PLAYS SUMMARY

| OPPONENT | NO (TDs) |
|--------------------------|--------------|
| ULM | 4 (0) |
| Pass | 3 (0) |
| Rush | 1 (0) |
| Alabama | 6 (0) |
| Pass | 5 (0) |
| Rush | 1 (0) |
| UTSA | 5 (2) |
| Pass | 1 (0) |
| Rush | 4 (2) |
| at Texas Tech | 7 (3) |
| Pass | 5 (2) |
| Rush | 2 (1) |
| West Virginia | 6 (2) |
| Pass | 6 (2) |
| Rush | 0 (0) |
| vs. Oklahoma | 6 (1) |
| Pass | 5 (1) |
| Rush | 1 (0) |
| Iowa State | 5 (0) |
| Pass | 4 (0) |
| Rush | 1 (0) |
| at Oklahoma State | 9 (3) |
| Pass | 7 (1) |
| Rush | 2 (2) |
| at Kansas State | 5 (1) |
| Pass | 2 (0) |
| Rush | 3 (1) |
| TCU | 3 (0) |
| Pass | 3 (0) |
| Rush | 0 (0) |
| at Kansas | 7 (2) |
| Pass | 2 (0) |
| Rush | 5 (2) |
| Baylor | 5 (0) |
| Pass | 3 (0) |
| Rush | 2 (0) |
| Washington | 5 (1) |
| Pass | 5 (1) |
| Rush | 0 (0) |

2022 STATISTICS | SUPERLATIVES

INDIVIDUAL SINGLE-GAME SUPERLATIVES

| CATEGORY | NO. | INDIVIDUAL |
|---------------------|------|---|
| RUSHES | 30 | Bijan Robinson at Kansas St. (11/05/2022) |
| YARDS RUSHING | 243 | Bijan Robinson at Kansas (11/19/2022) |
| TD RUSHES | 4 | Bijan Robinson at Kansas (11/19/2022) |
| LONG RUSH | 78 | Bijan Robinson vs UTSA (09/17/2022) |
| PASS ATTEMPTS | 49 | Quinn Ewers at Oklahoma St. (10/22/2022) |
| PASS COMPLETIONS | 31 | Quinn Ewers vs Washington (N) (12/29/2022) |
| YARDS PASSING | 369 | Quinn Ewers vs Washington (N) (12/29/2022) |
| TD PASSES | 4 | Quinn Ewers vs Oklahoma (N) (10/08/2022) |
| LONG PASS | 49 | Quinn Ewers vs Washington (N) (12/29/2022) |
| RECEPTIONS | 8 | Xavier Worthy vs Iowa St. (10/15/2022) |
| YARDS RECEIVING | 119 | Xavier Worthy vs West Virginia (10/01/2022) |
| TD RECEPTIONS | 2 | Xavier Worthy at Kansas St. (11/05/2022) |
| | 2 | Xavier Worthy vs Iowa St. (10/15/2022) |
| | 2 | Ja'Tavion Sanders vs Oklahoma (N) (10/08/2022) |
| | 2 | Ja'Tavion Sanders vs West Virginia (10/01/2022) |
| | 2 | Xavier Worthy vs West Virginia (10/01/2022) |
| LONG RECEPTION | 49 | Casey Cain vs Washington (N) (12/29/2022) |
| PUNTS | 8 | Daniel Trejo at Oklahoma St. (10/22/2022) |
| PUNTING AVG | 48.3 | Daniel Trejo vs Washington (N) (12/29/2022) |
| LONG PUNT | 61 | Daniel Trejo vs Alabama (09/10/2022) |
| PUNTS INSIDE 20 | 4 | Daniel Trejo at Oklahoma St. (10/22/2022) |
| LONG PUNT RETURN | 29 | Xavier Worthy at Oklahoma St. (10/22/2022) |
| LONG KICKOFF RETURN | 52 | Keilan Robinson vs TCU (11/12/2022) |
| TACKLES | 15 | Jaylan Ford vs UTSA (09/17/2022) |
| SACKS | 1.5 | Barryn Sorrell vs TCU (11/12/2022) |
| | 1.5 | Barryn Sorrell vs West Virginia (10/01/2022) |
| | 1.5 | Barryn Sorrell vs ULM (09/03/2022) |
| TACKLES FOR LOSS | 3.5 | Jahdae Barron vs TCU (11/12/2022) |
| INTERCEPTIONS | 1 | Jerrin Thompson vs. Washington (12/29/2022) |
| | 1 | Jaylan Ford vs. Baylor (11/25/2022) |
| | 1 | Jaylan Ford at Kansas (11/19/2022) |
| | 1 | Jaylan Ford at Kansas St. (11/05/2022) |
| | 1 | Ryan Watts at Oklahoma St. (10/22/2022) |
| | 1 | Jaylan Ford vs. Iowa St. (10/15/2022) |
| | 1 | Jahdae Barron vs Oklahoma (N) (10/08/2022) |
| | 1 | D'Shawn Jamison vs Oklahoma (N) (10/08/2022) |
| | 1 | Jahdae Barron vs UTSA (09/17/2022) |
| | 1 | D'Shawn Jamison vs ULM (09/03/2022) |

TEAM SINGLE-GAME SUPERLATIVES

| CATEGORY | NO. | TEAM |
|------------------|------|--------------------------------|
| RUSHES | 57 | at Kansas (11/19/2022) |
| YARDS RUSHING | 426 | at Kansas (11/19/2022) |
| YARDS PER RUSH | 8.3 | UTSA (09/17/2022) |
| TD RUSHES | 6 | at Kansas (11/19/2022) |
| PASS ATTEMPTS | 49 | at Oklahoma St. (10/22/2022) |
| PASS COMPLETIONS | 31 | vs Washington (N) (12/29/2022) |
| YARDS PASSING | 369 | vs Washington (N) (12/29/2022) |
| YARDS PER PASS | 12.1 | Baylor (11/25/2022) |
| TD PASSES | 4 | West Virginia (10/01/2022) |
| | 4 | vs Oklahoma (N) (10/08/2022) |
| TOTAL PLAYS | 81 | at Oklahoma St. (10/22/2022) |
| | 81 | vs Oklahoma (N) (10/08/2022) |
| TOTAL OFFENSE | 585 | vs Oklahoma (N) (10/08/2022) |
| YARDS PER PLAY | 7.8 | vs Oklahoma (N) (10/08/2022) |
| POINTS | 55 | UTSA (09/17/2022) |
| SACKS BY | 5 | at Kansas (11/19/2022) |
| FIRST DOWNS | 36 | TCU (11/12/2022) |
| PENALTIES | 14 | vs Oklahoma (N) (10/08/2022) |
| PENALTY YARDS | 119 | at Oklahoma St. (10/22/2022) |
| TURNOVERS | 3 | at Oklahoma St. (10/22/2022) |
| PUNTS | 8 | at Oklahoma St. (10/22/2022) |
| PUNTING AVG | 46.4 | Alabama (09/10/2022) |
| LONG PUNT | 61 | Alabama (09/10/2022) |
| PUNTS INSIDE 20 | 4 | Alabama (09/10/2022) |
| LONG PUNT RETURN | 29 | at Oklahoma St. (10/22/2022) |

OPPONENT SINGLE-GAME SUPERLATIVES

| CATEGORY | NO. | INDIVIDUAL |
|---------------------|------|--|
| RUSHES | 21 | Kendre Miller vs TCU (11/12/2022) |
| | 21 | Brenden Brady vs UTSA (09/17/2022) |
| YARDS RUSHING | 138 | Kendre Miller vs TCU (11/12/2022) |
| TD RUSHES | 3 | Dominic Richardson at Oklahoma St. (10/22/2022) |
| LONG RUSH | 81 | Jase McClellan vs Alabama (09/10/2022) |
| PASS ATTEMPTS | 57 | Spencer Sanders at Oklahoma St. (10/22/2022) |
| PASS COMPLETIONS | 37 | Donovan Smith at Texas Tech (09/24/2022) |
| YARDS PASSING | 391 | Spencer Sanders at Oklahoma St. (10/22/2022) |
| TD PASSES | 2 | Michael Penix Jr. vs Washington (N) (12/29/2022) |
| | 2 | Blake Shapen vs Baylor (11/25/2022) |
| | 2 | Jalon Daniels at Kansas (11/19/2022) |
| | 2 | Adrian Martinez at Kansas St. (11/05/2022) |
| | 2 | Spencer Sanders at Oklahoma St. (10/22/2022) |
| | 2 | Hunter Dekkers vs Iowa St. (10/15/2022) |
| | 2 | Donovan Smith at Texas Tech (09/24/2022) |
| LONG PASS | 62 | Adrian Martinez at Kansas St. (11/05/2022) |
| RECEPTIONS | 13 | Myles Price at Texas Tech (09/24/2022) |
| YARDS RECEIVING | 154 | Xavier Hutchinson vs Iowa St. (10/15/2022) |
| TD RECEPTIONS | 2 | Jaylin Noel vs Iowa St. (10/15/2022) |
| LONG RECEPTION | 62 | Malik Knowles at Kansas St. (11/05/2022) |
| FIELD GOALS | 3 | Trey Wolff at Texas Tech (09/24/2022) |
| LONG FIELD GOALS | 52 | Will Reichard vs Alabama (09/10/2022) |
| PUNTS | 8 | Tom Hutton at Oklahoma St. (10/22/2022) |
| | 8 | Michael Turk vs Oklahoma (N) (10/08/2022) |
| PUNTING AVG | 53.7 | Ty Zentner at Kansas St. (11/05/2022) |
| LONG PUNT | 61 | Ty Zentner at Kansas St. (11/05/2022) |
| PUNTS INSIDE 20 | 4 | Jordy Sandy vs TCU (11/12/2022) |
| LONG PUNT RETURN | 20 | Myles Price at Texas Tech (09/24/2022) |
| LONG KICKOFF RETURN | 34 | Kenny Logan Jr. at Kansas (11/19/2022) |
| | 34 | Sevion Morrison at Kansas (11/19/2022) |
| TACKLES | 13 | Danny Stutsman vs Oklahoma (N) (10/08/2022) |
| SACKS | 2 | Bralen Trice vs Washington (N) (12/29/2022) |
| TACKLES FOR LOSS | 2 | Bralen Trice vs Washington (N) (12/29/2022) |
| INTERCEPTIONS | 2 | Jason Taylor II at Oklahoma St. (10/22/2022) |

OPPONENT TEAM SINGLE-GAME SUPERLATIVES

| CATEGORY | NO. | TEAM |
|------------------|------|--------------------------------|
| RUSHES | 44 | at Texas Tech (09/24/2022) |
| | 44 | TCU (11/12/2022) |
| | 44 | UTSA (09/17/2022) |
| YARDS RUSHING | 161 | Alabama (09/10/2022) |
| YARDS PER RUSH | 6.7 | Alabama (09/10/2022) |
| TD RUSHES | 3 | at Oklahoma St. (10/22/2022) |
| PASS ATTEMPTS | 58 | at Oklahoma St. (10/22/2022) |
| PASS COMPLETIONS | 37 | at Texas Tech (09/24/2022) |
| YARDS PASSING | 393 | at Oklahoma St. (10/22/2022) |
| YARDS PER PASS | 9.1 | at Kansas St. (11/05/2022) |
| | 9.1 | Iowa St. (10/15/2022) |
| TD PASSES | 2 | vs Washington (N) (12/29/2022) |
| | 2 | Baylor (11/25/2022) |
| | 2 | at Kansas (11/19/2022) |
| | 2 | at Kansas St. (11/05/2022) |
| | 2 | at Oklahoma St. (10/22/2022) |
| | 2 | Iowa St. (10/15/2022) |
| | 2 | at Texas Tech (09/24/2022) |
| TOTAL PLAYS | 99 | at Texas Tech (09/24/2022) |
| TOTAL OFFENSE | 535 | at Oklahoma St. (10/22/2022) |
| YARDS PER PLAY | 6.6 | at Kansas St. (11/05/2022) |
| POINTS | 41 | at Oklahoma St. (10/22/2022) |
| SACKS BY | 5 | Baylor (11/25/2022) |
| FIRST DOWNS | 32 | at Oklahoma St. (10/22/2022) |
| PENALTIES | 15 | Alabama (09/10/2022) |
| PENALTY YARDS | 100 | Alabama (09/10/2022) |
| TURNOVERS | 2 | at Kansas St. (11/05/2022) |
| | 2 | at Oklahoma St. (10/22/2022) |
| | 2 | Iowa St. (10/15/2022) |
| | 2 | vs Oklahoma (N) (10/08/2022) |
| PUNTS | 9 | at Oklahoma St. (10/22/2022) |
| PUNTING AVG | 53.7 | at Kansas St. (11/05/2022) |
| LONG PUNT | 61 | at Kansas St. (11/05/2022) |
| PUNTS INSIDE 20 | 4 | TCU (11/12/2022) |
| LONG PUNT RETURN | 20 | at Texas Tech (09/24/2022) |

2022 STATISTICS | MISCELLANEOUS

SCORING

| SCORING | TD | FGS | KICK | PAT RUSH | PAT RCV | PAT PASS | PAT DXP | SAF | POINTS |
|--------------------|----|-------|-------|----------|---------|----------|---------|-----|--------|
| Bijan Robinson | 20 | - | - | - | - | - | - | - | 120 |
| Bert Auburn | - | 21-26 | 55-55 | - | - | - | - | - | 118 |
| Xavier Worthy | 9 | - | - | - | - | - | - | - | 54 |
| Roschon Johnson | 6 | - | - | - | - | - | - | - | 36 |
| Jonathon Brooks | 6 | - | - | - | - | - | - | - | 36 |
| Ja'Tavion Sanders | 5 | - | - | - | - | - | - | - | 30 |
| Keilan Robinson | 4 | - | - | - | - | - | - | - | 24 |
| Jahdae Barron | 2 | - | - | - | - | - | - | - | 12 |
| D'Shawn Jamison | 1 | - | - | - | - | - | - | - | 6 |
| Jordan Whittington | 1 | - | - | - | - | - | - | - | 6 |
| Quinn Ewers | 1 | - | - | - | - | - | - | - | 6 |
| Total | 55 | 21-26 | 55-55 | 0 | 0 | 0 | 0 | 0 | 448 |
| Opponents | 33 | 16-21 | 31-31 | 0 | 1 | 1 | 0 | 1 | 281 |

FIELD GOAL ACCURACY

| NAME | TOTAL | PCT | 0-19 | 20-29 | 30-39 | 40-49 | 50+ | LONG | BLK |
|-------------|-------|------|------|-------|-------|-------|-----|------|-----|
| Bert Auburn | 21-26 | 80.8 | 0-0 | 8-9 | 6-8 | 7-9 | 0-0 | 49 | 1 |
| Opponents | 16-21 | 76.2 | 0-0 | 7-7 | 4-6 | 4-7 | 1-1 | 52 | 1 |

| FG SEQUENCE | TEXAS | OPPONENTS |
|-------------------|------------------------|----------------|
| ULM | (41),38 | (25) |
| Alabama | (26),20,(33),(24),(49) | (52),(33) |
| UTSA | (44),(26) | (24),(30) |
| at Texas Tech | (40),(48) | (27),(45),(20) |
| West Virginia | (45) | |
| vs. Oklahoma | 42 | |
| Iowa State | 39,(31) | 46 |
| at Oklahoma State | (37),(33),46 | (48),48,(40) |
| at Kansas State | (28),(29) | (22),(28) |
| TCU | (22) | 34,(34) |
| at Kansas | (28),(40) | 34 |
| Baylor | (38) | (30),40 |
| vs. Washington | (30),(26) | (46),(23) |

Numbers in parentheses indicate field goal was made.

TEXAS IN THE RED ZONE

| | |
|---------------------------------|------------|
| Possessions | 58 |
| Total scores | 52 |
| Percentage | 89.7 |
| Points Scored | 300 |
| Touchdowns (rush/pass) | 36 (21/15) |
| Field goals | 16 |
| Missed field goals | 2 |
| On downs | 1 |
| Turnovers (fumble/interception) | 1 (0/1) |
| Clock | 2 |

OPPONENTS IN THE RED ZONE

| | |
|---------------------------------|------------|
| Possessions | 41 |
| Total scores | 32 |
| Percentage | 78.0% |
| Points Scored | 179 |
| Touchdowns (rush/pass) | 21 (10/11) |
| Field goals | 11 |
| Missed field goals | 2 |
| On downs | 4 |
| Turnovers (fumble/interception) | 3 (0/3) |
| Clock | 0 |

TEXAS NON-OFFENSIVE TOUCHDOWNS

| YDS | PLAY | PLAYER | OPPONENT |
|-----|-----------------|-----------------|----------|
| 48 | Fumble Return | Jahdae Barron | TCU |
| 44 | INT Return | Jahdae Barron | UTSA |
| 69 | INT Return | D'Shawn Jamison | ULM |
| 12 | Blk Punt Return | Keilan Robinson | ULM |

POINTS OFF TURNOVERS

| OPPONENT | UT TOs | OPP POINTS | OPP TOs | UT POINTS |
|-------------------|-----------|------------|-----------|-----------|
| ULM | 1 | 3 | 1 | 7 |
| Alabama | 0 | 0 | 0 | 0 |
| UTSA | 0 | 0 | 1 | 7 |
| at Texas Tech | 2 | 3 | 0 | 0 |
| West Virginia | 0 | 0 | 0 | 0 |
| vs. Oklahoma | 1 | 0 | 2 | 7 |
| Iowa State | 0 | 0 | 2 | 7 |
| at Oklahoma State | 3 | 3 | 2 | 7 |
| at Kansas State | 2 | 7 | 2 | 7 |
| TCU | 1 | 0 | 1 | 7 |
| at Kansas | 0 | 0 | 1 | 7 |
| Baylor | 2 | 0 | 1 | 7 |
| vs. Washington | 0 | 0 | 1 | 0 |
| TOTAL | 12 | 16 | 14 | 63 |

2022 STATISTICS | GAME CAPSULES

GAME-BY-GAME CAPSULES

| GAME | 1ST DOWNS | RUSHING | | PASSING | | | TOTAL | 3RD DOWN | TIME OF |
|---------------------|-----------|---------|----|-----------|-----|----|-----------|----------|------------|
| | R-PS-PN | ATT-YDS | TD | C-ATT-INT | YDS | TD | PLAYS-YDS | CONV. | POSSESSION |
| Texas | 6-15-1 | 29-134 | 3 | 20-29-1 | 249 | 2 | 58-383 | 5-13 | 24:34 |
| ULM | 4-8-0 | 41-92 | 1 | 16-23-1 | 167 | 0 | 64-259 | 6-16 | 35:26 |
| Texas | 5-12-8 | 33-79 | 1 | 23-34-0 | 292 | 0 | 67-371 | 5-15 | 30:44 |
| Alabama | 5-11-0 | 24-161 | 1 | 27-39-0 | 213 | 1 | 63-374 | 3-12 | 29:16 |
| Texas | 12-8-1 | 36-298 | 3 | 15-23-0 | 161 | 1 | 59-459 | 4-11 | 23:39 |
| UTSA | 10-15-4 | 44-139 | 1 | 26-40-1 | 269 | 1 | 84-408 | 9-17 | 36:07 |
| Texas | 7-11-2 | 30-151 | 2 | 20-30-1 | 277 | 2 | 60-428 | 3-9 | 24:06 |
| Texas Tech..... | 9-20-2 | 44-148 | 2 | 37-55-0 | 331 | 2 | 99-479 | 7-20 | 34:02 |
| Texas | 10-12-3 | 32-110 | 1 | 22-28-0 | 336 | 4 | 60-446 | 5-9 | 27:50 |
| West Virginia | 8-11-3 | 30-61 | 2 | 29-48-0 | 253 | 1 | 78-314 | 9-18 | 32:10 |
| Texas | 18-16-2 | 50-296 | 3 | 21-31-1 | 289 | 4 | 81-585 | 10-15 | 32:59 |
| Oklahoma..... | 8-3-0 | 42-156 | 0 | 9-17-2 | 39 | 0 | 59-195 | 3-15 | 27:01 |
| Texas | 12-10-1 | 43-191 | 0 | 17-26-0 | 172 | 3 | 69-363 | 9-15 | 31:17 |
| Iowa State..... | 3-15-2 | 28-74 | 1 | 25-36-1 | 329 | 2 | 64-403 | 6-13 | 28:43 |
| Texas | 8-13-0 | 32-204 | 2 | 19-49-3 | 319 | 2 | 81-523 | 3-17 | 27:00 |
| Oklahoma State..... | 9-17-6 | 40-142 | 3 | 35-58-1 | 393 | 2 | 98-535 | 8-19 | 33:00 |
| Texas | 7-12-3 | 40-269 | 2 | 18-31-0 | 197 | 2 | 71-466 | 8-15 | 27:27 |
| Kansas State..... | 9-14-2 | 35-139 | 1 | 24-36-1 | 329 | 2 | 71-468 | 5-12 | 32:33 |
| Texas | 3-9-2 | 22-28 | 0 | 17-39-1 | 171 | 0 | 61-199 | 1-13 | 22:38 |
| TCU..... | 9-8-3 | 44-159 | 1 | 19-29-0 | 124 | 1 | 73-283 | 7-18 | 37:22 |
| Texas | 20-5-3 | 57-427 | 6 | 13-22-0 | 112 | 1 | 79-539 | 6-14 | 31:58 |
| Kansas | 4-11-0 | 30-104 | 0 | 18-29-1 | 242 | 2 | 59-346 | 4-11 | 28:02 |
| Texas | 14-8-0 | 48-208 | 5 | 12-16-0 | 194 | 0 | 64-402 | 4-9 | 26:36 |
| Baylor..... | 8-10-0 | 39-101 | 0 | 18-36-1 | 179 | 2 | 75-280 | 5-18 | 33:24 |
| Texas | 2-16-1 | 18-51 | 1 | 31-47-0 | 369 | 1 | 65-420 | 6-15 | 24:14 |
| Washington..... | 9-16-0 | 28-158 | 1 | 32-55-1 | 287 | 2 | 83-445 | 11-20 | 35:46 |

2022 CENTURY CLUB

RUSHING [10]

| YARDS | ATTEMPTS | NAME, OPPONENT |
|-------|----------|--|
| 243 | 25 | Bijan Robinson, at Kansas (11/19/2022) |
| 216 | 30 | Bijan Robinson, at Kansas State (11/5/2022) |
| 183 | 20 | Bijan Robinson, UTSA (9/17/2022) |
| 179 | 29 | Bijan Robinson, Kansas (11/25/2022) |
| 140 | 24 | Bijan Robinson, at Oklahoma State (10/22/2022) |
| 135 | 28 | Bijan Robinson, Iowa State (10/15/2022) |
| 130 | 22 | Bijan Robinson, vs. Oklahoma (10/8/2022) |
| 108 | 11 | Jonathon Brooks, at Kansas (11/19/2022) |
| 103 | 16 | Bijan Robinson, at Texas Tech (9/24/2022) |
| 101 | 21 | Bijan Robinson, West Virginia (10/1/2022) |

RECEIVING [2]

| YARDS | RECEPTIONS | NAME, OPPONENT |
|-------|------------|--|
| 119 | 7 | Xavier Worthy, West Virginia (10/1/2022) |
| 108 | 4 | Casey Cain, vs. Washington (12/29/2022) |

2022 STATISTICS | DEFENSE

DEFENSE

| DEFENSIVE LEADERS | GP | SOLO | AST | TOTAL | TFL/YDS | SACKS/YDS | INT-YDS | BRUP | QBH | FR-YDS | FF | KICK | SAF |
|-----------------------------------|----|------|-----|-------|---------|-----------|---------|------|-----|--------|----|------|-----|
| 41.....Jaylan Ford..... | 13 | 61 | 58 | 119 | 10-41 | 2-21 | 4-48 | 2 | 2 | 2-0 | 3 | | |
| 0.....DeMarvion Overshown..... | 12 | 49 | 47 | 96 | 10-37 | 4-19 | | 5 | 2 | | | | |
| 28.....Jerrin Thompson..... | 13 | 50 | 33 | 83 | 0.5-1 | | 1-0 | 7 | | | | | |
| 23.....Jahdae Barron..... | 13 | 43 | 35 | 78 | 11.5-32 | 1-6 | 2-50 | 3 | 1 | 1-48 | | | |
| 11.....Anthony Cook..... | 13 | 35 | 26 | 61 | 3.5-8 | 0.5-0 | | 5 | | | 1 | | |
| 18.....Ovie Oghoufo..... | 13 | 20 | 34 | 54 | 8.5-22 | 2.5-8 | | 3 | 4 | | 1 | | |
| 6.....Ryan Watts..... | 13 | 33 | 18 | 51 | 4-17 | 1-10 | 1-0 | 3 | 1 | | | | |
| 88.....Barryn Sorrell..... | 13 | 16 | 28 | 44 | 9-55 | 5.5-46 | | 1 | 7 | | 1 | | |
| 2.....Diamonte Tucker-Dorsey..... | 13 | 22 | 22 | 44 | 3-13 | 2.5-13 | | 1 | 1 | | 1 | | |
| 98.....Moro Ojomo..... | 12 | 16 | 16 | 32 | 5.5-29 | 3-23 | | 2 | 2 | | 1 | | |
| 93.....T'Vondre Sweat..... | 13 | 10 | 20 | 30 | 2.5-6 | | | 4 | 7 | | | | |
| 99.....Keondre Coburn..... | 13 | 10 | 18 | 28 | 3-11 | 1.5-10 | | | 2 | | 1 | | |
| 36.....Michael Taaffe..... | 13 | 13 | 13 | 26 | 0.5-0 | | | 1 | | | | | |
| 90.....Byron Murphy II..... | 13 | 9 | 17 | 26 | 3-13 | 1-7 | | | 2 | | | | |
| 5.....D'Shawn Jamison..... | 12 | 21 | 4 | 25 | 2-3 | 1-1 | 2-69 | 7 | | | | 1 | |
| 21.....Kitan Crawford..... | 13 | 17 | 8 | 25 | | | | 2 | | | | 1 | |
| 13.....Jaylon Guilbeau..... | 8 | 8 | 11 | 19 | 0.5-1 | | | 2 | 4 | | | | |
| 43.....Jett Bush..... | 13 | 10 | 7 | 17 | | | | | | | | | |
| 95.....Alfred Collins..... | 12 | 7 | 10 | 17 | 3-10 | 1-4 | | | 3 | | | | |
| 33.....David Gbenda..... | 8 | 8 | 4 | 12 | | | | | | | | | |
| 37.....Morice Blackwell Jr..... | 12 | 7 | 4 | 11 | 1-1 | | | 1 | 1 | | | 1 | |
| 30.....Devin Richardson..... | 9 | 6 | 5 | 11 | 1.5-2 | | | | | | | | |
| 8.....Terrance Brooks..... | 9 | 5 | 4 | 9 | | | | 3 | | | | | |
| 2.....Roschon Johnson..... | 12 | 5 | 3 | 8 | | | | | | | | | |
| 32.....Prince Dorbah..... | 5 | 3 | 4 | 7 | 1-1 | | | | | | | | |
| 9.....Austin Jordan..... | 13 | 4 | 3 | 7 | 0.5-2 | | | | | | | | |
| 45.....Vernon Broughton..... | 12 | 5 | 2 | 7 | 1-1 | | | | 4 | | | | |
| 1.....Justice Finkley..... | 12 | 1 | 6 | 7 | 0.5-5 | 0.5-5 | | | 1 | | 1 | | |
| 91.....Ethan Burke..... | 11 | 5 | 1 | 6 | 1.5-1 | | | | 1 | | | | |
| 27.....JD Coffey III..... | 6 | 3 | 3 | 6 | | | | | | | | | |
| 31.....Jamier Johnson..... | 7 | 4 | 1 | 5 | | | | 1 | | | | | |
| 7.....Keilan Robinson..... | 13 | 4 | | 4 | | | | | | 1-0 | | 1 | |
| 5.....Bijan Robinson..... | 12 | 3 | | 3 | | | | | | | | | |
| 97.....Kristopher Ross..... | 1 | | 2 | 2 | | | | | | | | | |
| 15.....Will Stone..... | 13 | 2 | | 2 | | | | | | | | | |
| 42.....D.J. Harris Jr..... | 1 | | 1 | 1 | | | | | | | | | |
| 29.....Zach Edwards..... | 4 | | 1 | 1 | | | | | | | | | |
| 94.....Jaray Bledsoe..... | 1 | | 1 | 1 | | | | | | | | | |
| 47.....Luke Brockeremeyer..... | 10 | 1 | | 1 | | | | | | | | | |
| 14.....X'Avion Brice..... | 2 | 1 | | 1 | | | | | | | | | |
| 24.....Jonathon Brooks..... | 7 | | 1 | 1 | | | | | | | | | |
| 86.....Zac Swanson..... | 2 | 1 | | 1 | | | | | | | | | |
| 17.....J'Mond Tapp..... | 2 | | 1 | 1 | | | | | 1 | | | | |
| 19.....Ishmael Ibraheem..... | 1 | | | | | | | 1 | | | | | |
|Totals..... | 13 | 518 | 472 | 990 | 87-312 | 27-173 | 10-167 | 52 | 46 | 4-48 | 9 | 4 | 0 |
|Opponents..... | 13 | 497 | 346 | 843 | 58-243 | 19-148 | 7-89 | 27 | 28 | 5-16 | 6 | 2 | 1 |

GP - games played • GS - games started • SOLO - unassisted tackles • AST - assisted tackles • TOTAL - total tackles • TFL - tackles for loss • INT - interceptions

SPECIAL TEAMS TACKLES

| NAME | TT (KO/PUNT) | NAME | TT (KO/PUNT) | NAME | TT (KO/PUNT) |
|-----------------------------|--------------|----------------------|--------------|------|--------------|
| Roschon Johnson..... | 7 (4/3) | Anthony Cook..... | 1 (1/0) | | |
| Kitan Crawford..... | 6 (4/2) | Austin Jordan..... | 1 (1/0) | | |
| DeMarvion Overshown..... | 5 (5/0) | Jerrin Thompson..... | 1 (1/0) | | |
| Morice Blackwell Jr..... | 5 (4/1) | Zach Edwards..... | 1 (0/1) | | |
| Jaylan Ford..... | 4 (4/0) | Ovie Oghoufo..... | 1 (0/1) | | |
| Keilan Robinson..... | 4 (2/2) | | | | |
| Jett Bush..... | 3 (3/0) | | | | |
| Michael Taaffe..... | 3 (3/0) | | | | |
| Ryan Watts..... | 3 (3/0) | | | | |
| Will Stone..... | 2 (2/0) | | | | |
| Diamonte Tucker-Dorsey..... | 2 (2/0) | | | | |
| Jonathon Brooks..... | 1 (1/0) | | | | |

2022 STATISTICS | DEFENSE

GAME-BY-GAME TACKLES (INDIVIDUAL)

| TOTAL TACKLES | UA-A | TOT | ULM | ALA | UTSA | TT | WV | OU | ISU | OSU | KSU | TCU | KU | BU | UW |
|------------------------|-------|-----|-----|-----|------|-----|-----|-----|-----|-----|-----|-----|-----|------|-------|
| Jaylan Ford | 61-58 | 119 | - | 6-4 | 10-5 | 8-4 | 7-7 | 4-3 | 2-6 | 4-2 | 6-4 | 3-6 | 4-1 | 2-11 | 5-5 |
| DeMarvion Overshown | 49-47 | 96 | 6-2 | 5-0 | 4-6 | 5-2 | 2-6 | 2-4 | 3-3 | 4-4 | 7-2 | 2-9 | 2-2 | 7-7 | DNP |
| Jerrin Thompson | 50-33 | 83 | 2-2 | 4-3 | 4-0 | 7-3 | 6-4 | 4-3 | 3-1 | 3-2 | 4-2 | 0-2 | 2-2 | 4-5 | 7-4 |
| Jahdae Barron | 43-35 | 78 | 0-1 | 2-2 | 3-3 | 6-4 | 5-1 | 3-3 | 1-2 | 6-6 | 3-0 | 8-3 | 1-3 | 2-3 | 3-4 |
| Anthony Cook | 35-26 | 61 | 2-1 | 6-3 | 3-3 | 8-4 | 1-3 | 1-4 | 2-1 | 2-0 | - | 1-3 | 6-0 | 1-3 | 2-1 |
| Ovie Oghoufo | 20-34 | 54 | 0-2 | 3-2 | 2-5 | 3-3 | 0-2 | 2-1 | 2-2 | 3-4 | 3-2 | 2-5 | - | 0-2 | 0-4 |
| Ryan Watts | 33-18 | 51 | 1-1 | 3-2 | 1-1 | 3-2 | 5-2 | 1-0 | 5-2 | 0-2 | 5-1 | 5-1 | 2-0 | 2-2 | 0-2 |
| Diamonte Tucker-Dorsey | 22-22 | 44 | 2-2 | 0-1 | 2-1 | 1-3 | 2-0 | 1-3 | 2-2 | 1-1 | 2-0 | 3-1 | - | 1-3 | 5-5 |
| Barryn Sorrell | 16-28 | 44 | 1-5 | 0-1 | 1-2 | 0-1 | 2-1 | - | 2-0 | 2-4 | 1-0 | 4-7 | 3-1 | 0-3 | 0-3 |
| Moro Ojomo | 16-16 | 32 | 1-2 | 1-1 | 1-1 | DNP | 1-0 | 2-2 | 2-1 | 2-2 | 1-1 | 0-1 | 0-1 | 4-3 | 1-1 |
| T'Vondre Sweat | 10-20 | 30 | 1-1 | 0-1 | 1-3 | 2-2 | - | 3-1 | 0-2 | 0-2 | 1-2 | 0-4 | 2-0 | 0-1 | 0-1 |
| Keondre Coburn | 10-18 | 28 | 1-2 | 1-2 | 1-2 | 0-2 | 0-1 | 1-2 | - | 0-1 | 3-0 | 1-4 | - | 0-2 | 2-0 |
| Michael Taaffe | 13-13 | 26 | 0-2 | - | 1-2 | - | - | 1-1 | 0-1 | 4-3 | 4-2 | - | 2-0 | 0-2 | 1-0 |
| Byron Murphy II | 9-17 | 26 | 1-1 | 1-1 | 0-2 | 4-1 | 1-2 | 1-0 | - | 0-3 | - | 0-1 | 1-2 | 0-1 | 0-3 |
| D'Shawn Jamison | 21-4 | 25 | 2-0 | 1-0 | 2-0 | 5-1 | 2-0 | 1-2 | 2-0 | 2-0 | 1-0 | DNP | 1-0 | - | 2-1 |
| Kitan Crawford | 17-8 | 25 | 0-1 | - | 1-0 | 2-0 | 1-0 | 2-1 | 2-2 | 5-2 | 1-0 | 0-1 | 2-0 | 0-1 | 1-0 |
| Jaylon Guilbeau | 8-11 | 19 | 0-1 | - | 2-2 | 1-3 | 0-1 | 0-1 | 2-1 | 3-2 | DNP | DNP | DNP | DNP | DNP |
| Jett Bush | 10-7 | 17 | 1-1 | - | 2-0 | - | - | 1-3 | - | 1-0 | 1-1 | 0-1 | 1-0 | 0-1 | 3-0 |
| Alfred Collins | 7-10 | 17 | DNP | - | 1-0 | 1-2 | - | 1-1 | 1-0 | 0-3 | - | 0-1 | 1-0 | 2-2 | 0-1 |
| David Gbenda | 8-4 | 12 | 1-1 | - | 3-0 | 1-1 | - | - | DNP | DNP | DNP | DNP | 2-1 | DNP | 1-1 |
| Morice Blackwell Jr. | 7-4 | 11 | DNP | - | - | - | - | - | - | 1-0 | 0-1 | 1-0 | 4-2 | - | 1-1 |
| Devin Richardson | 6-5 | 11 | 2-2 | DNP | - | DNP | DNP | 1-0 | 1-0 | 0-2 | - | 0-1 | 2-0 | - | DNP |
| Terrance Brooks | 5-4 | 9 | 0-1 | DNP | - | DNP | DNP | - | 1-0 | DNP | - | 3-1 | 0-1 | 0-1 | 1-0 |
| Roschon Johnson | 5-3 | 8 | - | - | - | 1-1 | - | 1-0 | 1-0 | 0-1 | 1-0 | 1-1 | - | - | DNP |
| Vernon Broughton | 5-2 | 7 | 1-1 | - | - | 2-0 | 1-0 | - | - | - | 0-1 | - | - | DNP | 1-0 |
| Austin Jordan | 4-3 | 7 | - | 0-2 | - | - | - | - | 1-0 | - | - | - | 1-0 | - | 2-1 |
| Prince Dorbah | 3-4 | 7 | 0-2 | DNP | - | - | 3-1 | 0-1 | DNP | DNP | DNP | DNP | DNP | DNP | DNP |
| Justice Finkley | 1-6 | 7 | 0-1 | DNP | - | - | 0-1 | 0-2 | - | - | 0-1 | 0-1 | - | - | 1-0 |
| Ethan Burke | 5-1 | 6 | 2-1 | DNP | 1-0 | - | DNP | 1-0 | - | - | - | - | 1-0 | - | - |
| JD Coffey III | 3-3 | 6 | 2-3 | DNP | - | DNP | - | 1-0 | DNP | DNP | DNP | DNP | DNP | - | DNP |
| Jamier Johnson | 4-1 | 5 | 2-0 | - | 2-0 | 0-1 | - | DNP | DNP | - | - | DNP | DNP | DNP | DNP |
| Keilan Robinson | 4-0 | 4 | - | - | - | - | 1-0 | - | 1-0 | - | - | 1-0 | 1-0 | - | - |
| Bijan Robinson | 3-0 | 3 | - | - | - | 1-0 | - | - | - | 1-0 | - | 1-0 | - | - | DNP |
| Will Stone | 2-0 | 2 | - | - | - | - | - | - | - | 1-0 | - | - | 1-0 | - | - |
| Kristopher Ross | 0-2 | 2 | 0-2 | DNP | DNP | DNP | DNP | DNP | DNP | DNP | DNP | DNP | DNP | DNP | DNP |
| Luke Brockermyer | 1-0 | 1 | 1-0 | DNP | DNP | DNP | - | - | - | - | - | - | - | - | - |
| Zac Swanson | 1-0 | 1 | 1-0 | DNP | - | DNP | DNP | DNP | DNP | DNP | DNP | DNP | DNP | DNP | DNP |
| X'Avion Brice | 1-0 | 1 | - | DNP | DNP | DNP | DNP | DNP | DNP | DNP | DNP | DNP | 1-0 | DNP | DNP |
| Jonathon Brooks | 0-1 | 1 | - | DNP | - | DNP | - | - | DNP | DNP | DNP | DNP | - | 0-1 | - |
| D.J. Harris Jr. | 0-1 | 1 | 0-1 | DNP | DNP | DNP | DNP | DNP | DNP | DNP | DNP | DNP | DNP | DNP | "DNP" |
| Jaray Bledsoe | 0-1 | 1 | 0-1 | DNP | DNP | DNP | DNP | DNP | DNP | DNP | DNP | DNP | DNP | DNP | "DNP" |
| J'Mond Tapp | 0-1 | 1 | 0-1 | DNP | - | DNP | DNP | DNP | DNP | DNP | DNP | DNP | DNP | DNP | "DNP" |
| Zach Edwards | 0-1 | 1 | - | 0-1 | - | DNP | DNP | DNP | DNP | DNP | DNP | DNP | DNP | DNP | - |

2022 OFFICIATING CREWS

| | | | | | | |
|--|---|---|--|--|---|---|
| 1 - ULM R: Chris Tallent U: Rick DiBernardo HL: Greg Downum LJ: Steve Hoslett FJ: Buddy Furqueron SJ: John Teague BJ: Chris Bailey CJ: Craig Hesler | 3 - UTSA R: Derek Anderson U: Michael Henderson HL: Doug Moore LJ: Quentin Givens FJ: Gabriel DeLeon SJ: Mark Graves BJ: Daniel Young CJ: Brian Alos | 5 - WEST VIRGINIA R: Michael Vandervelde U: Robert Richeson HL: John Braun LJ: Darren Deckard FJ: Robert Asel SJ: Fulton Carson BJ: Brian Ernest CJ: Chris Tallent | 7 - IOWA STATE R: Tuta Salaam U: Bill Bishop HL: Matt Burks LJ: Kelly Deterding FJ: Rich Almeroth SJ: Jason Ledet BJ: Chris Alston CJ: Dan Scanlan | 9 - KANSAS STATE R: Steve Baron U: Sheldon Davis HL: Cat Conti LJ: Kelly Deterding FJ: Scott Gaines SJ: Rick Ockey BJ: Donnie Aultman CJ: Marvel July | 11 - KANSAS R: Kevin Boitmann U: Apollo Martin HL: Eric Carmouche LJ: David Young FJ: Ed Vinzant SJ: Steve Heiman BJ: Joe Wetzal CJ: Stacy Hardin | 13 - WASHINGTON R: Gary Patterson U: Mike Wooten HL: Art Hardin LJ: Jim Slayton FJ: Harry Tyson SJ: George Liotus BJ: Rob Luklan CJ: Josh Fath |
| 2 - ALABAMA R: Scott Campbell U: Rick Podraba HL: Andy Warner LJ: Keith Garmond FJ: Matt Mills SJ: Marion Seneca BJ: Tyree Walton CJ: Corey Long | 4 - TEXAS TECH R: David Alvarez U: Stuart Schake HL: Rick Smith LJ: Mark Estermyer FJ: Joseph Martinez SJ: Cory Luxner BJ: Terry Jones CJ: Ronnie Ford | 6 - OKLAHOMA R: Derek Anderson U: Michael Henderson HL: Doug Moore LJ: Quentin Givens FJ: Gabriel DeLeon SJ: Mark Graves BJ: Daniel Young CJ: Brian Alos | 8 - OKLAHOMA STATE R: Kevin Mar U: Marlow Fitzgerald HL: Bradford Edwards LJ: Scott Reilly FJ: Randy Smith SJ: Jim Murphy BJ: Lyndon Nixon CJ: Darren Winkley | 10 - TCU R: Michael Vandervelde U: Robert Richeson HL: John Braun LJ: Darren Deckard FJ: Robert Asel SJ: Fulton Carson BJ: Brian Ernest CJ: Chris Tallent | 12 - BAYLOR R: Kevin Mar U: Marlow Fitzgerald HL: Bradford Edwards LJ: Scott Reilly FJ: Randy Smith SJ: Jim Murphy BJ: Lyndon Nixon CJ: Darren Winkley | |

2022 STATISTICS | DEFENSE

DEFENSIVE LEADERS

| | | | | | | | |
|-------------------------|-----------------|-------------------------|----------------------|--------------------------|---------------|--------------------------------|-----------|
| SACKS | 27.0-173 | MULTI-TFL GAMES | 24 | QB PRESSURES | 46 | PASS BREAKUPS | 53 |
| Barryn Sorrell | 5.5-46 | Jahdae Barron | 3.5-9, TCU | Barryn Sorrell | 7 | D'Shawn Jamison | 7 |
| DeMarvion Overshown | 4.0-19 | Barryn Sorrell | 3.0-18, TCU | T'Vondre Sweat | 7 | Jerrin Thompson | 7 |
| Moro Ojomo | 3.0-23 | Jaylan Ford | 2.0-18, Alabama | Vernon Broughton | 4 | Anthony Cook | 5 |
| Diamonte Tucker-Dorsey | 2.5-13 | Barryn Sorrell | 2.0-17, ULM | Jaylon Guilbeau | 4 | DeMarvion Overshown | 5 |
| Ovie Oghoufo | 2.5-8 | Ryan Watts | 2.0-14, TCU | Alfred Collins | 3 | T'Vondre Sweat | 4 |
| Jaylan Ford | 2.0-21 | DeMarvion Overshown | 2.0-13, BU | Keondre Coburn | 2 | Jahdae Barron | 3 |
| Keondre Coburn | 1.5-10 | Jaylan Ford | 2.0-11, at OSU | Jaylan Ford | 2 | Terrence Brooks | 3 |
| Ryan Watts | 1.0-10 | DeMarvion Overshown | 2.0-9, ULM | Byron Murphy II | 2 | Ovie Oghoufo | 3 |
| Byron Murphy II | 1.0-7 | Jahdae Barron | 2.0-6, at Texas Tech | Ovie Oghoufo | 2 | Ryan Watts | 3 |
| Jahdae Barron | 1.0-6 | Jahdae Barron | 2.0-6, Baylor | Moro Ojomo | 2 | Kitan Crawford | 2 |
| Alfred Collins | 1.0-4 | Jaylan Ford | 2.0-6, Baylor | DeMarvion Overshown | 2 | Jaylan Ford | 2 |
| D'Shawn Jamison | 1.0-1 | Ovie Oghoufo | 2.0-5, at Texas Tech | Jahdae Barron | 1 | Jaylon Guilbeau | 2 |
| Justice Finkley | 0.5-5 | Keondre Coburn | 2.0-5, Oklahoma | Morice Blackwell Jr. | 1 | Morice Blackwell Jr. | 1 |
| Anthony Cook | 0.5-0 | T'Vondre Sweat | 2.0-5, Oklahoma | Ethan Burke | 1 | Ishmael Ibraheem | 1 |
| | | DeMarvion Overshown | 2.0-4, at OSU | Justice Finkley | 1 | Jamier Johnson | 1 |
| TACKLES FOR LOSS | 87.0-312 | Ovie Oghoufo | 2.0-4, TCU | J'Mond Tapp | 1 | Barryn Sorrell | 1 |
| Jahdae Barron | 11.0-31 | Anthony Cook | 2.0-2, Alabama | Diamonte Tucker-Dorsey | 1 | Michael Taaffe | 1 |
| Jaylan Ford | 10.0-41 | Moro Ojomo | 1.5-10, Iowa State | Ryan Watts | 1 | Diamonte Tucker-Dorsey | 1 |
| DeMarvion Overshown | 10.0-37 | Diamonte Tucker-Dorsey | 1.5-7, UTSA | | | | |
| Barryn Sorrell | 9.0-55 | Barryn Sorrell | 1.5-7, West Virginia | FORCED FUMBLES | 9 | BLOCKED PUNTS | 3 |
| Ovie Oghoufo | 8.5-22 | Jahdae Barron | 1.5-6, at OSU | Jaylan Ford | 3 | Morice Blackwell, Jr. | 1 |
| Moro Ojomo | 5.5-29 | Ovie Oghoufo | 1.5-2, at KSU | Keondre Coburn | 1 | D'Shawn Jamison | 1 |
| Ryan Watts | 4.0-17 | DeMarvion Overshown | 1.5-2, at KSU | Anthony Cook | 1 | Keilan Robinson | 1 |
| Anthony Cook | 3.5-8 | | | Ovie Oghoufo | 1 | | |
| Byron Murphy II | 3.0-13 | MULTI-SACK GAMES | 3 | Moro Ojomo | 1 | BLOCKED FIELD GOALS/PAT | 1 |
| Diamonte Tucker-Dorsey | 3.0-13 | Barryn Sorrell | 1.5-14, ULM | Barryn Sorrell | 1 | Kitan Crawford - FG | 1 |
| Keondre Coburn | 3.0-11 | Barryn Sorrell | 1.5-7, West Virginia | Diamonte Tucker-Dorsey | 1 | | |
| Alfred Collins | 3.0-10 | Barryn Sorrell | 1.5-15, TCU | | | | |
| T'Vondre Sweat | 2.5-6 | | | RECOVERED FUMBLES | 4-48 | | |
| D'Shawn Jamison | 2.0-3 | | | Jaylan Ford | 2-0 | | |
| Ethan Burke | 1.5-1 | | | Jahdae Barron | 1-48 | | |
| Jerrin Thompson | 1.0-2 | | | Keilan Robinson | 1-0 | | |
| Morice Blackwell Jr. | 1.0-1 | | | | | | |
| Vernon Broughton | 1.0-1 | | | INTERCEPTIONS | 10-167 | | |
| Prince Dorbah | 1.0-1 | | | Jaylan Ford | 4-48 | | |
| Devin Richardson | 1.0-1 | | | D'Shawn Jamison | 2-69 | | |
| Justice Finkley | 0.5-5 | | | Jahdae Barron | 2-50 | | |
| Austin Jordan | 0.5-2 | | | Jerrin Thompson | 1-0 | | |
| Jaylon Guilbeau | 0.5-1 | | | Ryan Watts | 1-0 | | |
| Devin Richardson | 0.5-1 | | | | | | |
| Michael Taaffe | 0.5-0 | | | | | | |

GAME-BY-GAME DEFENSIVE STATISTICS (TEAM)

| OPPONENT | SACKS | TFL | FF | FR | INT | PBU | P BLK | FG BLK | XP BLK | QBP |
|-------------------|-------|------|----|----|-----|-----|-------|--------|--------|-----|
| ULM | 3.0 | 8.0 | 0 | 0 | 1 | 2 | 1 | 0 | 0 | 1 |
| ALABAMA | 2.0 | 6.0 | 0 | 0 | 0 | 1 | 0 | 0 | 0 | 7 |
| UTSA | 1.0 | 5.0 | 2 | 0 | 1 | 3 | 0 | 0 | 0 | 4 |
| at Texas Tech | 2.0 | 8.0 | 2 | 0 | 0 | 7 | 0 | 0 | 0 | 3 |
| WEST VIRGINIA | 3.0 | 7.0 | 0 | 0 | 0 | 7 | 0 | 0 | 0 | 1 |
| vs. Oklahoma | 3.0 | 11.0 | 0 | 0 | 2 | 2 | 0 | 0 | 0 | 0 |
| IOWA STATE | 1.0 | 3.0 | 1 | 1 | 1 | 1 | 1 | 0 | 0 | 0 |
| at Oklahoma State | 2.0 | 8.0 | 1 | 1 | 1 | 10 | 1 | 0 | 0 | 9 |
| at Kansas State | 2.0 | 5.0 | 3 | 1 | 1 | 3 | 0 | 0 | 0 | 2 |
| TCU | 5.0 | 14.0 | 0 | 1 | 0 | 1 | 0 | 1 | 0 | 2 |
| at Kansas | 0.0 | 5.0 | 0 | 0 | 1 | 2 | 0 | 0 | 0 | 2 |
| BAYLOR | 3.0 | 7.0 | 0 | 0 | 1 | 7 | 0 | 0 | 0 | 6 |
| vs. Washington | 0.0 | 0.0 | 0 | 0 | 1 | 6 | 0 | 0 | 0 | 9 |

2022 STATISTICS | STARTERS

2022 STARTERS (GAME-BY-GAME)

| OFFENSE | QB | RB | TE | WR | WR | WR/TE/RB | LT | LG | C | RG | RT |
|------------------------|------------|------------------|--------------|-------------|-----------------------|-----------------------|---------------|-------------|-------------|-------------|-------|
| ULM..... | Ewers..... | B. Robinson..... | Sanders..... | Worthy..... | Whittington..... | Helm (TE)..... | Banks Jr..... | Conner..... | Majors..... | Hutson..... | Jones |
| ALABAMA..... | Ewers..... | B. Robinson..... | Sanders..... | Worthy..... | Whittington..... | Cain (WR)..... | Banks Jr..... | Conner..... | Majors..... | Hutson..... | Jones |
| UTSA..... | Card..... | B. Robinson..... | Sanders..... | Worthy..... | Whittington..... | Karic (TE)..... | Banks Jr..... | Conner..... | Majors..... | Hutson..... | Jones |
| at Texas Tech..... | Card..... | B. Robinson..... | Sanders..... | Worthy..... | K. Robinson (RB)..... | R. Johnson (RB)..... | Banks Jr..... | Conner..... | Majors..... | Hutson..... | Jones |
| WEST VIRGINIA..... | Card..... | B. Robinson..... | Sanders..... | Worthy..... | Whittington..... | Helm (TE)..... | Banks Jr..... | Conner..... | Majors..... | Hutson..... | Jones |
| vs. Oklahoma..... | Ewers..... | B. Robinson..... | Sanders..... | Worthy..... | Whittington..... | Cain (WR)..... | Banks Jr..... | Conner..... | Majors..... | Hutson..... | Jones |
| IOWA STATE..... | Ewers..... | B. Robinson..... | Sanders..... | Worthy..... | Whittington..... | K. Robinson (RB)..... | Banks Jr..... | Conner..... | Majors..... | Hutson..... | Jones |
| at Oklahoma State..... | Ewers..... | B. Robinson..... | Sanders..... | Worthy..... | Whittington..... | Karic (TE)..... | Banks Jr..... | Conner..... | Majors..... | Hutson..... | Jones |
| at Kansas State..... | Ewers..... | B. Robinson..... | Sanders..... | Worthy..... | Whittington..... | Helm (TE)..... | Banks Jr..... | Conner..... | Majors..... | Hutson..... | Jones |
| TCU..... | Ewers..... | B. Robinson..... | Sanders..... | Worthy..... | Whittington..... | Karic (TE)..... | Banks Jr..... | Conner..... | Majors..... | Hutson..... | Jones |
| at Kansas..... | Ewers..... | B. Robinson..... | Sanders..... | Worthy..... | Whittington..... | Cain (WR)..... | Banks Jr..... | Conner..... | Majors..... | Hutson..... | Jones |
| BAYLOR..... | Ewers..... | B. Robinson..... | Sanders..... | Worthy..... | Whittington..... | Ta. Milton (WR)..... | Banks Jr..... | Conner..... | Majors..... | Hutson..... | Jones |
| vs. Washington..... | Ewers..... | K. Robinson..... | Sanders..... | Worthy..... | Whittington..... | Helm (TE)..... | Banks Jr..... | Conner..... | Majors..... | Hutson..... | Jones |

| DEFENSE | JACK | DT | NT | END/BUCK | SLB | MLB | SPUR | CB | FS | BS | CB |
|------------------------|--------------------|----------------|----------------|--------------|-------------------|-------------|--------------------------|-----------------|---------------|------------------|-------|
| ULM..... | Sorrell..... | Ojomo..... | Coburn..... | Oghoufo..... | Overshown..... | Ford..... | Guilbeau..... | Jamison..... | Cook..... | J. Thompson..... | Watts |
| ALABAMA..... | Sorrell..... | Ojomo..... | Coburn..... | Oghoufo..... | Overshown..... | Ford..... | Guilbeau..... | Jamison..... | Cook..... | J. Thompson..... | Watts |
| UTSA..... | Sorrell..... | Ojomo..... | Coburn..... | Oghoufo..... | Overshown..... | Ford..... | Barron..... | J. Johnson..... | Cook..... | J. Thompson..... | Watts |
| at Texas Tech..... | Guilbeau (DB)..... | Broughton..... | Murphy II..... | Collins..... | Blackwell Jr..... | Gbenda..... | Barron..... | Jamison..... | Cook..... | J. Thompson..... | Watts |
| WEST VIRGINIA..... | Sorrell..... | Sweat..... | Coburn..... | Oghoufo..... | Overshown..... | Ford..... | Barron..... | Jamison..... | Cook..... | J. Thompson..... | Watts |
| vs. Oklahoma..... | Sorrell..... | Sweat..... | Coburn..... | Oghoufo..... | Overshown..... | Ford..... | Barron..... | Jamison..... | Cook..... | J. Thompson..... | Watts |
| IOWA STATE..... | Sorrell..... | Sweat..... | Coburn..... | Oghoufo..... | Overshown..... | Ford..... | Barron..... | Jamison..... | Cook..... | J. Thompson..... | Watts |
| at Oklahoma State..... | Sorrell..... | Sweat..... | Coburn..... | Oghoufo..... | Overshown..... | Ford..... | Barron..... | Jamison..... | Cook..... | J. Thompson..... | Watts |
| at Kansas State..... | Ojomo (DT)..... | Sweat..... | Coburn..... | Oghoufo..... | Overshown..... | Ford..... | Blackwell Jr..... | Jamison..... | Crawford..... | J. Thompson..... | Watts |
| TCU..... | Sorrell..... | Sweat..... | Coburn..... | Oghoufo..... | Overshown..... | Ford..... | Barron..... | T. Brooks..... | Cook..... | J. Thompson..... | Watts |
| at Kansas..... | Sorrell..... | Sweat..... | Coburn..... | Oghoufo..... | Overshown..... | Ford..... | Barron..... | T. Brooks..... | Cook..... | Taaffe..... | Watts |
| BAYLOR..... | Sorrell..... | Sweat..... | Coburn..... | Oghoufo..... | Overshown..... | Ford..... | Barron..... | T. Brooks..... | Cook..... | J. Thompson..... | Watts |
| vs. Washington..... | Ojomo (DT)..... | Sweat..... | Coburn..... | Oghoufo..... | Blackwell Jr..... | Ford..... | Tucker-Dorsey (WLB)..... | Jamison..... | Cook..... | J. Thompson..... | Watts |

CAREER PARTICIPATIONS/STARTS

| Player | Career Games | Career Starts | Consec Games | Consec Starts | Player | Career Games | Career Starts | Consec Games | Consec Starts | Player | Career Games | Career Starts | Consec Games | Consec Starts |
|--------------------------|--------------|---------------|--------------|---------------|------------------------|--------------|---------------|--------------|---------------|----------------------------|--------------|---------------|--------------|---------------|
| Malik Agbo, OL | 2 | 0 | 0 | 0 | Quinn Ewers, QB | 10 | 10 | 8 | 8 | Ovie Oghoufo, EDGE | 25 | 20 | 25 | 9 |
| Jaden Alexis, WR | 1 | 0 | 0 | 0 | Charles Farris, K | 0 | 0 | 0 | 0 | Moro Ojomo, DL | 50 | 30 | 9 | 1 |
| Parker Alford, WR | 2 | 0 | 0 | 0 | Justice Finkley, EDGE | 12 | 0 | 11 | 0 | Troy Omeire, WR | 4 | 0 | 0 | 0 |
| BJ Allen Jr., DB | 0 | 0 | 0 | 0 | Michael Flanagan, LB | 0 | 0 | 0 | 0 | DeMarvion Overshown, LB | 50 | 33 | 0 | 0 |
| Paxton Anderson, WR | 3 | 0 | 0 | 0 | Jaylan Ford, LB | 35 | 15 | 35 | 9 | Colin Page, RB | 0 | 0 | 0 | 0 |
| Junior Angilau, OL | 34 | 34 | 0 | 0 | David Gbenda, LB | 33 | 3 | 1 | 0 | Logan Parr, OL | 16 | 0 | 0 | 0 |
| Ben Armstrong, EDGE | 0 | 0 | 0 | 0 | Graham Gillespie, DB | 0 | 0 | 0 | 0 | Remy Patson, WR | 0 | 0 | 0 | 0 |
| Gus Asel, WR | 0 | 0 | 0 | 0 | Sawyer Goram-Welch, DL | 5 | 0 | 0 | 0 | Isaac Pearson, P | 1 | 0 | 0 | 0 |
| Bert Auburn, K | 14 | 0 | 13 | 0 | Jaylon Guilbeau, DB | 8 | 3 | 0 | 0 | Will Pliska, OL | 0 | 0 | 0 | 0 |
| Michael Balis, OL | 1 | 0 | 0 | 0 | Agbye Hall, WR | 3 | 0 | 0 | 0 | Savion Red, WR | 9 | 0 | 1 | 0 |
| Ben Ballard, QB | 2 | 0 | 0 | 0 | Chris Hannon, EDGE | 0 | 0 | 0 | 0 | Devin Richardson, LB | 20 | 0 | 0 | 0 |
| Kelvin Banks Jr., OL | 13 | 13 | 13 | 13 | D.J. Harris, EDGE | 3 | 0 | 0 | 0 | Christian Rizzi, DS | 1 | 0 | 0 | 0 |
| Jahdae Barron, DB | 27 | 11 | 20 | 0 | Nathan Hatter, TE | 1 | 0 | 0 | 0 | Connor Robertson, OL | 4 | 0 | 2 | 0 |
| Patrick Bayouth, TE | 4 | 0 | 1 | 0 | Gunnar Helm, TE | 25 | 4 | 25 | 1 | Bijan Robinson, RB | 31 | 28 | 0 | 0 |
| Reece Beauchamp, WR | 0 | 0 | 0 | 0 | Myles Hill, TE | 0 | 0 | 0 | 0 | Keilan Robinson, RB | 24 | 4 | 15 | 1 |
| Jahleel Billingsley, TE | 4 | 0 | 0 | 0 | Cole Hutson, OL | 13 | 13 | 13 | 13 | Kristopher Ross, DL | 1 | 0 | 0 | 0 |
| Morice Blackwell Jr., LB | 22 | 4 | 12 | 1 | Ishmael Ibraheem, DB | 2 | 0 | 0 | 0 | Ja'Tavion Sanders, TE | 25 | 13 | 25 | 13 |
| Jaray Bledsoe, DL | 1 | 0 | 0 | 0 | D'Shawn Jamison, DB | 60 | 40 | 3 | 1 | Winston Smith, LB | 0 | 0 | 0 | 0 |
| Jaydon Blue, RB | 9 | 0 | 1 | 0 | Jamier Johnson, DB | 17 | 1 | 0 | 0 | Barryn Sorrell, EDGE | 19 | 10 | 11 | 0 |
| X'Avion Brice, DB | 2 | 0 | 0 | 0 | Roschon Johnson, RB | 47 | 5 | 0 | 0 | Lance St. Louis, DS | 9 | 0 | 9 | 0 |
| Luke Brockermeyer, LB | 28 | 10 | 9 | 0 | Trevell Johnson, LB | 0 | 0 | 0 | 0 | Will Stone, K | 13 | 0 | 13 | 0 |
| Jonathon Brooks, RB | 11 | 0 | 3 | 0 | Christian Jones, OL | 48 | 35 | 48 | 35 | Gabe Sulser, WR | 5 | 0 | 0 | 0 |
| Terrance Brooks, DB | 9 | 3 | 5 | 0 | Austin Jordan, DB | 13 | 0 | 13 | 0 | Zac Swanson, DL | 2 | 0 | 0 | 0 |
| Vernon Broughton, DL | 26 | 1 | 1 | 0 | Andrej Karic, OL | 26 | 5 | 0 | 0 | T'Vondre Sweat, DL | 48 | 9 | 48 | 9 |
| Derrick Brown, LB | 0 | 0 | 0 | 0 | Koby Kidd, LB | 0 | 0 | 0 | 0 | Michael Taaffe, DB | 13 | 1 | 13 | 0 |
| Aaron Bryant, DL | 2 | 0 | 0 | 0 | Marshall Landwehr, LB | 0 | 0 | 0 | 0 | J'Mond Tapp, EDGE | 2 | 0 | 0 | 0 |
| Ethan Burke, EDGE | 11 | 0 | 8 | 0 | Brayden Liebrock, TE | 7 | 0 | 0 | 0 | Joe Tatum, QB | 0 | 0 | 0 | 0 |
| Jett Bush, LB | 44 | 1 | 17 | 0 | Cole Lourd, QB | 0 | 0 | 0 | 0 | Brenen Thompson, WR | 9 | 0 | 8 | 0 |
| Casey Cain, WR | 13 | 3 | 13 | 0 | Tannahill Love, DB | 0 | 0 | 0 | 0 | Jerrin Thompson, DB | 35 | 20 | 35 | 2 |
| DJ Campbell, OL | 7 | 0 | 4 | 0 | Gabriel Lozano, K | 0 | 0 | 0 | 0 | Daniel Trejo, P | 13 | 0 | 13 | 0 |
| Hudson Card, QB | 22 | 5 | 0 | 0 | Jake Majors, OL | 28 | 27 | 27 | 27 | Diamonte Tucker-Dorsey, LB | 13 | 1 | 13 | 1 |
| Keondre Coburn, DL | 51 | 45 | 49 | 9 | Carson Marshall, DB | 0 | 0 | 0 | 0 | Larry Turner-Gooden, DB | 4 | 0 | 1 | 0 |
| JD Coffey III, DB | 12 | 0 | 0 | 0 | Rick McBroom, OL | 0 | 0 | 0 | 0 | Neto Umeozulu, OL | 3 | 0 | 0 | 0 |
| Alfred Collins, DL | 33 | 6 | 12 | 0 | Hamilton McMartin, WR | 0 | 0 | 0 | 0 | Ryan Watts, DB | 13 | 13 | 13 | 13 |
| Hayden Conner, OL | 21 | 13 | 16 | 13 | Max Merril, OL | 0 | 0 | 0 | 0 | Jordan Whittington, WR | 27 | 17 | 15 | 9 |
| Anthony Cook, DB | 60 | 27 | 46 | 4 | Quinn Merritt, WR | 0 | 0 | 0 | 0 | Cameron Williams, OL | 13 | 0 | 13 | 0 |
| Kitan Crawford, DB | 33 | 1 | 16 | 0 | Tarique Milton, WR | 12 | 1 | 0 | 0 | Doak Wilson, DB | 0 | 0 | 0 | 0 |
| Juan Davis, TE | 15 | 0 | 6 | 0 | Thatcher Milton, WR | 0 | 0 | 0 | 0 | Chad Wolf, OL | 0 | 0 | 0 | 0 |
| Prince Dorbah, EDGE | 7 | 0 | 0 | 0 | Maalik Murphy, QB | 0 | 0 | 0 | 0 | Ky Woods, RB | 0 | 0 | 0 | 0 |
| Zach Edwards, DS | 16 | 0 | 1 | 0 | Byron Murphy II, DL | 25 | 2 | 25 | 0 | Xavier Worthy, WR | 25 | 25 | 25 | 25 |
| Joshua Egbuna, EDGE | 0 | 0 | 0 | 0 | Isaiah Neyor, WR | 0 | 0 | 0 | 0 | Charles Wright, QB | 4 | 0 | 0 | 0 |

2022 STATISTICS | STARTERS/PARTICIPATION

| # NAME | GP/GS | ULM | ALA | UTSA | TTU | WVU | OU | ISU | OSU | KSU | TCU | KU | BU | UW |
|--------------------------|-------|-------|-------|-------|-------|-------|-------|-------|-------|-------|-------|-------|-------|-------|
| 0 DeMarvion Overshown | 12/11 | START | START | START | XXX | START | START | START | START | START | START | START | START | START |
| 0 Ja'Tavion Sanders | 13/13 | START | START | START | START | START | START | START | START | START | START | START | START | START |
| 1 Hudson Card | 12/3 | XXX | XXX | START | START | START | XXX | XXX | XXX | XXX | XXX | XXX | XXX | XXX |
| 1 Justice Finkley | 12/0 | XXX | ... | XXX | XXX | XXX | XXX | XXX | XXX | XXX | XXX | XXX | XXX | XXX |
| 1 Xavier Worthy | 13/13 | START | START | START | START | START | START | START | START | START | START | START | START | START |
| 2 Roschon Johnson | 12/1 | XXX | XXX | XXX | START | XXX | XXX | XXX | XXX | XXX | XXX | XXX | XXX | XXX |
| 2 Diamante Tucker-Dorsey | 13/1 | XXX | XXX | XXX | XXX | XXX | XXX | XXX | XXX | XXX | XXX | XXX | XXX | START |
| 3 Quinn Ewers | 10/10 | START | START | ... | ... | ... | START | START | START | START | START | START | START | START |
| 3 Larry Turner-Gooden | 4/0 | XXX | ... | ... | ... | ... | XXX | ... | ... | ... | ... | XXX | ... | XXX |
| 4 Jordan Whittington | 13/12 | START | START | START | XXX | START | START | START | START | START | START | START | START | START |
| 5 D'Shawn Jamison | 12/9 | START | START | XXX | START | START | START | START | START | START | START | XXX | XXX | START |
| 5 Bijan Robinson | 12/12 | START | START | START | START | START | START | START | START | START | START | START | START | START |
| 6 Ryan Watts | 13/13 | START | START | START | START | START | START | START | START | START | START | START | START | START |
| 7 Keilan Robinson | 13/3 | XXX | XXX | XXX | START | XXX | XXX | START | XXX | XXX | XXX | XXX | XXX | START |
| 8 Terrance Brooks | 9/3 | XXX | ... | XXX | ... | ... | XXX | XXX | ... | XXX | START | START | START | XXX |
| 9 Jahleel Billingsley | 4/0 | ... | ... | ... | ... | ... | ... | XXX | XXX | XXX | XXX | ... | ... | ... |
| 9 Austin Jordan | 13/0 | XXX | XXX | XXX | XXX | XXX | XXX | XXX | XXX | XXX | XXX | XXX | XXX | XXX |
| 11 Anthony Cook | 13/12 | START | START | START | START | START | START | START | START | XXX | START | START | START | START |
| 11 Brenen Thompson | 9/0 | XXX | ... | ... | ... | ... | XXX | XXX | XXX | XXX | XXX | XXX | XXX | XXX |
| 13 Jaden Alexis | 1/0 | XXX | ... | ... | ... | ... | ... | ... | ... | ... | ... | ... | ... | ... |
| 13 Jaylon Guilbeau | 8/3 | START | START | XXX | START | XXX | XXX | XXX | XXX | ... | ... | ... | ... | ... |
| 14 Charles Wright | 3/0 | XXX | ... | XXX | ... | ... | XXX | ... | ... | ... | ... | ... | ... | ... |
| 14 X'Avion Brice | 2/0 | XXX | ... | ... | ... | ... | ... | ... | ... | ... | ... | XXX | ... | ... |
| 15 Agiye Hall | 3/0 | ... | ... | XXX | XXX | XXX | ... | ... | ... | ... | ... | ... | ... | ... |
| 15 Will Stone | 13/0 | XXX | XXX | XXX | XXX | XXX | XXX | XXX | XXX | XXX | XXX | XXX | XXX | XXX |
| 16 Tarique Milton | 12/1 | XXX | XXX | XXX | XXX | XXX | XXX | XXX | XXX | XXX | XXX | XXX | START | ... |
| 17 Savion Red | 9/0 | XXX | ... | XXX | ... | ... | XXX | XXX | XXX | XXX | XXX | XXX | ... | XXX |
| 17 J'Mond Tapp | 2/0 | XXX | ... | XXX | ... | ... | ... | ... | ... | ... | ... | ... | ... | ... |
| 18 Ovie Oghoufo | 13/12 | START | START | START | XXX | START | START | START | START | START | START | START | START | START |
| 19 Ishmael Ibraheem | 1/0 | XXX | ... | ... | ... | ... | ... | ... | ... | ... | ... | ... | ... | ... |
| 21 Kitan Crawford | 13/1 | XXX | XXX | XXX | XXX | XXX | XXX | XXX | XXX | START | XXX | XXX | XXX | XXX |
| 21 Troy Omeire | 4/0 | XXX | ... | XXX | ... | ... | XXX | XXX | ... | ... | ... | ... | ... | ... |
| 23 Jahdae Barron | 13/9 | XXX | XXX | START | START | START | START | START | START | XXX | START | START | START | XXX |
| 23 Jaydon Blue | 9/0 | XXX | ... | XXX | XXX | XXX | XXX | ... | XXX | ... | XXX | XXX | ... | XXX |
| 24 Jonathon Brooks | 7/0 | XXX | ... | XXX | ... | ... | XXX | XXX | ... | ... | ... | XXX | XXX | XXX |
| 27 JD Coffey III | 6/0 | XXX | ... | XXX | ... | ... | XXX | XXX | ... | ... | ... | XXX | XXX | ... |
| 28 Jerrin Thompson | 13/12 | START | START | START | START | START | START | START | START | START | START | XXX | START | START |
| 29 Zach Edwards | 4/0 | XXX | XXX | XXX | ... | ... | ... | ... | ... | ... | ... | ... | ... | XXX |
| 30 Devin Richardson | 9/0 | XXX | ... | XXX | ... | ... | XXX | XXX | XXX | XXX | XXX | XXX | XXX | ... |
| 31 Jamier Johnson | 7/1 | XXX | XXX | START | XXX | XXX | ... | ... | XXX | XXX | ... | ... | ... | ... |
| 32 Prince Dorbah | 5/0 | XXX | ... | XXX | XXX | XXX | XXX | ... | ... | ... | ... | ... | ... | ... |
| 33 David Gbenda | 8/1 | XXX | XXX | XXX | START | XXX | XXX | ... | ... | ... | ... | XXX | ... | XXX |
| 35 Daniel Trejo | 13/0 | XXX | XXX | XXX | XXX | XXX | XXX | XXX | XXX | XXX | XXX | XXX | XXX | XXX |
| 36 Michael Taaffe | 13/1 | XXX | XXX | XXX | XXX | XXX | XXX | XXX | XXX | XXX | XXX | START | XXX | XXX |
| 37 Morice Blackwell Jr. | 12/3 | ... | XXX | XXX | START | XXX | XXX | XXX | XXX | START | XXX | XXX | XXX | START |
| 41 Jaylan Ford | 13/12 | START | START | START | XXX | START | START | START | START | START | START | START | START | START |
| 42 D.J. Harris Jr. | 1/0 | XXX | ... | ... | ... | ... | ... | ... | ... | ... | ... | ... | ... | ... |
| 43 Jett Bush | 13/0 | XXX | XXX | XXX | XXX | XXX | XXX | XXX | XXX | XXX | XXX | XXX | XXX | XXX |
| 45 Vernon Broughton | 12/1 | XXX | XXX | XXX | START | XXX | XXX | XXX | XXX | XXX | XXX | XXX | ... | XXX |
| 45 Bert Auburn | 13/0 | XXX | XXX | XXX | XXX | XXX | XXX | XXX | XXX | XXX | XXX | XXX | XXX | XXX |
| 47 Luke Brockermeier | 10/0 | XXX | ... | ... | ... | ... | XXX | XXX | XXX | XXX | XXX | XXX | XXX | XXX |
| 48 Patrick Bayouth | 3/0 | XXX | ... | ... | ... | ... | XXX | ... | ... | ... | ... | XXX | ... | ... |
| 49 Isaac Pearson | 1/0 | XXX | ... | ... | ... | ... | ... | ... | ... | ... | ... | ... | ... | ... |
| 52 DJ Campbell | 7/0 | XXX | ... | ... | ... | ... | XXX | ... | XXX | ... | XXX | XXX | XXX | XXX |
| 53 Aaron Bryant | 2/0 | XXX | ... | XXX | ... | ... | ... | ... | ... | ... | ... | ... | ... | ... |
| 54 Cole Hutson | 13/13 | START | START | START | START | START | START | START | START | START | START | START | START | START |
| 56 Cameron Williams | 13/0 | XXX | XXX | XXX | XXX | XXX | XXX | XXX | XXX | XXX | XXX | XXX | XXX | XXX |
| 58 Lance St. Louis | 10/0 | ... | ... | ... | XXX | XXX | XXX | XXX | XXX | XXX | XXX | XXX | XXX | XXX |
| 62 Connor Robertson | 4/0 | XXX | ... | ... | ... | ... | XXX | ... | ... | ... | ... | ... | XXX | XXX |
| 65 Jake Majors | 13/13 | START | START | START | START | START | START | START | START | START | START | START | START | START |
| 67 Malik Agbo | 2/0 | ... | ... | ... | ... | ... | XXX | ... | ... | ... | ... | XXX | ... | ... |
| 69 Andrej Karic | 12/3 | XXX | XXX | START | XXX | XXX | XXX | XXX | START | XXX | START | XXX | XXX | ... |
| 70 Christian Jones | 13/13 | START | START | START | START | START | START | START | START | START | START | START | START | START |
| 71 Logan Parr | 12/0 | XXX | XXX | XXX | XXX | XXX | XXX | XXX | XXX | XXX | XXX | XXX | XXX | ... |
| 72 Neto Umeozulu | 3/0 | XXX | ... | ... | ... | ... | XXX | ... | ... | ... | ... | XXX | ... | ... |
| 76 Hayden Conner | 13/13 | START | START | START | START | START | START | START | START | START | START | START | START | START |
| 78 Kelvin Banks Jr. | 13/13 | START | START | START | START | START | START | START | START | START | START | START | START | START |
| 81 Juan Davis | 10/0 | XXX | ... | XXX | ... | ... | XXX | XXX | ... | XXX | XXX | XXX | XXX | XXX |
| 83 Gabe Sulser | 5/0 | XXX | ... | XXX | ... | ... | XXX | XXX | ... | ... | ... | XXX | ... | ... |
| 85 Gunnar Helm | 13/4 | START | XXX | XXX | XXX | START | XXX | XXX | XXX | START | XXX | XXX | XXX | START |
| 86 Paxton Anderson | 1/0 | XXX | ... | ... | ... | ... | ... | ... | ... | ... | ... | ... | ... | ... |
| 86 Zac Swanson | 2/0 | XXX | ... | XXX | ... | ... | ... | ... | ... | ... | ... | ... | ... | ... |
| 88 Casey Cain | 13/3 | XXX | START | XXX | XXX | XXX | START | XXX | XXX | XXX | XXX | START | XXX | XXX |
| 88 Barryn Sorrell | 13/10 | START | START | START | XXX | START | START | START | START | XXX | START | START | START | XXX |
| 90 Byron Murphy II | 13/1 | XXX | XXX | XXX | START | XXX | XXX | XXX | XXX | XXX | XXX | XXX | XXX | XXX |
| 91 Ethan Burke | 11/0 | XXX | ... | XXX | XXX | ... | XXX | XXX | XXX | XXX | XXX | XXX | XXX | XXX |
| 93 T'Vondre Sweat | 13/9 | XXX | XXX | XXX | XXX | START | START | START | START | START | START | START | START | START |
| 94 Jaray Bledsoe | 1/0 | XXX | ... | ... | ... | ... | ... | ... | ... | ... | ... | ... | ... | ... |
| 95 Alfred Collins | 12/1 | ... | XXX | XXX | START | XXX | XXX | XXX | XXX | XXX | XXX | XXX | XXX | XXX |
| 97 Kristopher Ross | 1/0 | XXX | ... | ... | ... | ... | ... | ... | ... | ... | ... | ... | ... | ... |
| 98 Moro Ojomo | 12/5 | START | START | START | ... | ... | XXX | XXX | XXX | START | XXX | XXX | XXX | START |
| 99 Keondre Coburn | 13/12 | START | START | START | XXX | START | START | START | START | START | START | START | START | START |

2022 STATISTICS | THE LAST TIME... TEXAS

| TEAM | LAST TIME | SPAN |
|--|--|-----------|
| Scored 50-59 | 55-14 • at Kansas (11/19/2022) | 2 games |
| Scored 60-69 | 69-31 • at Kansas State (12/5/2020) | 26 games |
| Scored 70+ | 70-35 • Texas Tech (9/25/2021) | 20 games |
| Scored <10 | 7-30 • at Iowa State (11/6/2021) | 16 games |
| Scored <7 | 3-38 • at Notre Dame (9/5/2015) | 98 games |
| Was shutout | 0-24 • at Iowa State (10/31/2015) | 91 games |
| Was shutout (home) | 0-30 • Houston (11/6/1976) | 263 home |
| Shutout opponent | 49-0 • vs. Oklahoma (10/8/2022) | 7 games |
| Shutout opponent (home) | 58-0 • Rice (9/18/2021) | 12 home |
| Shutout opponent (road) | 23-0 • at Kansas (9/27/2014) | 42 road |
| Shutout opponent (neutral) | 49-0 • vs. Oklahoma (10/8/2022) | 1 game |
| Shutout a Big 12 opponent | 49-0 • vs. Oklahoma (10/8/2022) | 6 games |
| Shutout by Big 12 opponent | 0-24 • at Iowa State (10/31/2015) | 68 Big 12 |
| 300-399 yards rushing | 336 • Texas Tech (9/25/2021) | 20 games |
| 400+ yards rushing | 427 • at Kansas (11/19/2022) | 2 games |
| <100 yards rushing | 51 • vs. Washington (12/29/2022) | LAST GAME |
| <0 yds rushing | -7 • vs. Oklahoma (10/07/2000) | 308 games |
| 300-399 passing yards | 369 • vs. Washington (12/29/2022) | LAST GAME |
| 400-499 passing yards | 410 • Kansas (11/13/2021) | 15 games |
| 500-599 total yards | 539 • at Kansas (11/19/2022) | 2 games |
| 600+ total yards | 639 • Texas Tech (9/18/2021) | 21 games |
| <200 yards total offense | 199 • TCU (11/12/2022) | 3 games |
| <100 yards total offense | 59 • vs. Arkansas (12/29/2014) | 99 games |
| 100-yard rusher & 100-yard receiver | 101 rush, Bijan Robinson; 119 rec, Xavier Worthy • West Virginia (10/1/2022) | 8 games |
| 30+ first downs | 36 • vs. Oklahoma (10/8/2022) | 7 games |
| 100+ penalty yards | 119 • at Oklahoma State (10/31/2022) | 5 games |
| 2+ fumbles lost | 2 • Baylor (11/25/2022) | 1 game |
| Scored a safety | Rice (9/18/2021) | 22 games |
| Allowed a safety | Baylor (11/25/2022) | 1 game |
| Scored a 1-point safety | Texas A&M (11/26/2004) | 230 games |
| Forced turnovers on 3+ consecutive drives | 3 (INT, Fumble, Fumble) • vs. Oklahoma (10/10/2020) | 31 games |
| Forced 5+ turnovers | 5 (3 INT, 2 FR) • Rice (9/12/2015) | 97 games |
| Committed 5+ turnovers | 5 • at West Virginia (11/14/2015) | 88 games |
| 4+ interceptions | 4 • at West Virginia (10/5/2019) | 42 games |
| Forced 2+ fumbles | 3 • at Kansas State (11/5/2022) | 4 games |
| 2+ defensive TD's | Oklahoma State (9/26/2015) | 92 games |
| 34-yard fumble return by Hassan Ridgeway, 41-yd interception return by Holton Hill | ULM (9/3/2022) | 12 games |
| Defensive & special teams TD | 9-yard INT by D'Shawn Jamison, 12-yd blocked punt return by Keilan Robinson | |
| 4 TD's in game | Bijan Robinson (4 rush) • at Kansas (11/19/2022) | 2 games |
| Player with a passing and receiving touchdown | Xavier Worthy • West Virginia (10/1/2022) | 8 games |

| PASSING | LAST TIME | SPAN |
|---------------------------|--|-----------|
| 300-399 yards | 369 by Quinn Ewers • vs. Washington (12/29/2022) | LAST GAME |
| 400+ yards | 426 by Sam Ehlinger • UTEP (9/12/2020) | 33 games |
| 40-49 attempts | 47 by Quinn Ewers • vs. Washington (12/29/2022) | LAST GAME |
| 50+ attempts | 53 by Sam Ehlinger • vs. Oklahoma (10/10/2020) | 31 games |
| 25+ completions | 31 by Quinn Ewers • vs. Washington (12/29/2022) | LAST GAME |
| 3+ touchdowns | 3 by Quinn Ewers • Iowa State (10/15/2022) | 6 games |
| 4+ touchdowns | 4 by Quinn Ewers • vs. Oklahoma (10/8/2022) | 7 games |
| 5+ touchdowns | 6 by Casey Thompson • Kansas (11/13/2021) | 15 games |
| 6+ touchdowns | 6 by Casey Thompson • Kansas (11/13/2021) | 15 games |
| Consecutive 4+ TD games | 3, 5-5-4 by Sam Ehlinger • vs. UTEP, at Texas Tech, vs. TCU (9/12-10/3/2020) | 32 games |
| Consecutive 5+ TD games | 2, 5-5 by Sam Ehlinger • vs. UTEP, at Texas Tech (9/12-9/26/2020) | 33 games |
| Consecutive 300+ yd games | 399, 321 by Sam Ehlinger • vs. Kansas, at TCU (10/26/2019) | 40 games |
| 50-59 yard completion | 52 by Hudson Card to Xavier Worthy • at West Virginia (11/20/2021) | 14 games |
| 60-69 yard completion | 63 by Casey Thompson to Xavier Worthy • at Baylor (9/25/2021) | 17 games |
| 70-79 yard completion | 75 by Casey Thompson to Xavier Worthy • vs. Oklahoma (10/9/2021) | 19 games |
| 80-89 yard completion | 80 by Shane Buechele to Devin Duvernay • at Kansas State (10/22/2016) | 79 games |
| 90+ yard completion | 90 by Sam Ehlinger to John Burt • Oklahoma State (10/21/2017) | 68 games |

| RUSHING | LAST TIME | SPAN |
|----------------------------|--|----------|
| 100-199 yards | 179 by Bijan Robinson • Baylor (11/25/2022) | 1 game |
| 200-299 yards | 243 by Bijan Robinson • at Kansas (11/19/2022) | 2 games |
| 300-399 yards | 341 by D'Onta Foreman • Texas Tech (11/6/2016) | 77 games |
| 2 players w/ 100+ yards | 127 by Bijan Robinson; 112 by Roschon Johnson • Rice (9/18/2021) | 21 games |
| 30+ attempts | 30 by Bijan Robinson • at Kansas State (11/5/2022) | 4 games |
| Consecutive 100-yard games | Bijan Robinson • 243 at Kansas; 179 vs. Baylor (11/19/2022, 11/25/2022) | 1 game |
| Consecutive 200-yard games | D'Onta Foreman • Baylor & at Texas Tech (2016) | 77 games |
| 50-59 yard run | 52 by Roschon Johnson • at Oklahoma State (10/22/2022) | 5 games |
| 60-69 yard run | 68 by Bijan Robinson • at Kansas State (11/5/2022) | 4 games |
| 70-79 yard run | 70 by Jonathon Brooks • at Kansas (11/19/2022) | 2 games |
| 80-89 yard run | 81 by D'Onta Foreman • vs. Oklahoma (10/10/2015) | 91 games |
| 90+ yard run | 91 by Chris Warren III • Texas Tech (11/26/2015) | 84 games |
| 3+ touchdowns | 4 by Bijan Robinson • at Kansas (11/19/2022) | 2 games |
| 4+ touchdowns | 4 by Bijan Robinson • at Kansas (11/19/2022) | 2 games |
| 2 players w/ 3+ touchdowns | 3 by Bijan Robinson; 3 by Roschon Johnson • at Kansas State (12/5/2020) | 25 games |
| 3 players w/ 60+ yard runs | 72 by Roschon Johnson; 65 by Keilan Robinson; 62 by Bijan Robinson • Rice (9/18/2021) | 21 games |
| 4 players w/ rushing TD | 3 by Bijan Robinson, 1 by Roschon Johnson; 1 by Keilan Robinson; 1 by Jonathon Brooks • Rice (9/18/2021) | |

| RECEIVING | LAST TIME | SPAN |
|-------------------------------|--|-----------|
| 100-199 yards | 108 by Casey Cain • vs. Washington (12/29/2022) | LAST GAME |
| 200+ yards | 261 by Xavier Worthy • vs. Oklahoma (10/9/2021) | 19 games |
| 2 players w/ 100+ yards | 152 by Xavier Worthy; 101 by Marcus Washington • Kansas (11/13/2021) | 15 games |
| 10+ receptions | 14 by Xavier Worthy • Kansas (11/13/2021) | 15 games |
| 15+ receptions | 15 by Jordan Shipley • Oklahoma State (10/25/2008) | 183 games |
| Consecutive 100-yard games | D. Duvernay • Kansas, at TCU, K-State, Iowa State (11/9/2019) | 38 games |
| 3+ Consecutive 100-yard games | D. Duvernay • Kansas, at TCU, K-State, Iowa State (11/9/2019) | 38 games |
| 4+ Consecutive 100-yard games | D. Duvernay • Kansas, at TCU, K-State, Iowa State (11/9/2019) | 38 games |
| 50-59 yard reception | 52 by Xavier Worthy • at West Virginia (11/20/2021) | 14 games |
| 60-69 yard reception | 63 by Xavier Worthy • at Baylor (10/30/2021) | 18 games |
| 70-79 yard reception | 75 by Xavier Worthy • vs. Oklahoma (10/9/2021) | 19 games |
| 80-89 yard reception | 80 by Devin Duvernay • at Kansas State (10/22/2016) | 79 games |
| 90+ yard reception | 90 by John Burt • Oklahoma State (10/21/2017) | 67 games |
| 3+ touchdowns | 3 by Xavier Worthy • Kansas (11/13/2021) | 15 games |

| SPECIAL TEAMS | LAST TIME | SPAN |
|---|---|-----------|
| 50-59 yard field goal | 50 by Cameron Dicker • at West Virginia (11/20/2021) | 14 games |
| 60+ yard field goal | 60 by Russell Erxleben • Texas Tech (10/29/1977) | 559 games |
| Made 3+ field goals | 4 by Bert Auburn • Alabama (9/10/2022) | 11 games |
| Made 7+ PAT's | 7 by Bert Auburn • at Kansas (11/19/2022) | 2 games |
| Made 9+ PAT's | 10 by Cameron Dicker • Texas Tech (9/25/2021) | 21 games |
| 60-69 yard punt | 61 by Daniel Trejo • Alabama (9/10/2022) | 11 games |
| 70+ yard punt | 79 by Cameron Dicker • vs. Oklahoma State (10/16/2021) | 18 games |
| Missed PAT | by Cameron Dicker • Kansas State (11/26/2021) | 13 games |
| TD on kickoff return | 100 by D'Shawn Jamison • at Oklahoma State (10/31/2020) | 29 games |
| TD on punt return | 90 by D'Shawn Jamison • Kansas State (9/29/2018) | 57 games |
| 90-99 yard kickoff return | 98 by D'Shawn Jamison • at Kansas State (12/5/2020) | 26 games |
| 50-69 yard punt return | 53 by Brandon Jones • Kansas State (11/9/2019) | 39 games |
| 70+ yard punt return | 71 by D'Shawn Jamison • vs. Utah (12/31/2019) | 25 games |
| 2+ TD on kickoff return | NEVER | |
| TD on kickoff return to start game | 88 by Greg Lott • at Texas Tech (9/24/1966) | 674 games |
| Consecutive games with special teams TD | by Fozzy Whittaker (2011) | 144 games |
| 100 KR vs. Oklahoma & 100 KR Oklahoma State | | |
| Recovered on-side kick | by Malcolm Epps • at Texas Tech (9/26/2020) | 33 games |
| 2-point conversion | Sam Ehlinger pass to Cade Brewer • at Oklahoma State (10/31/2020) | 29 games |
| Defensive 2-point conversion | D'Shawn Jamison • Kansas (10/19/2019) | 41 games |
| Blocked PAT | Keondre Coburn • Louisiana (9/4/2021) | 24 games |
| Blocked FG | Kitan Crawford • TCU (11/12/2022) | 3 games |
| Blocked punt | by Morice Blackwell Jr. • at Oklahoma State (10/22/2022) | 5 games |
| 2+ Consecutive Games w/ blocked punt | Iowa State; Oklahoma State (10/22/2022) | 5 games |
| TD on blocked FG | 46 by Anthony Wheeler • USC (9/15/2018) | 59 games |
| TD on blocked punt | 12 yd return by Keilan Robinson • ULM (9/3/2022) | 12 games |
| Safety on a blocked punt | TEAM • Rice (9/18/2021) | 21 games |

| DEFENSE | LAST TIME | SPAN |
|--|--|-----------|
| 10-14 tackles | 11 by Jerrin Thompson; 10 by Jaylan Ford; 10 by Diamonte Tucker-Dorsey • vs. Washington (12/29/2022) | LAST GAME |
| 15+ tackles | 15 by Jaylan Ford • UTSA (9/17/2022) | 10 games |
| 10+ solo tackles | 10 by Jaylan Ford • UTSA (9/17/2022) | 10 games |
| 4+ tackles for loss | 6 by Joseph Ossai • at Oklahoma State (10/31/2020) | 29 games |
| 5+ tackles for loss | 6 by Joseph Ossai • at Oklahoma State (10/31/2020) | 29 games |
| 6+ tackles for loss | 6 by Joseph Ossai • at Oklahoma State (10/31/2020) | 29 games |
| 3+ sacks | 3.0 by Joseph Ossai • at Oklahoma State (10/31/2020) | 29 games |
| 4+ sacks | 4.5 by Alex Okafor • vs. Oregon State (12/29/2012) | 125 games |
| 2+ interceptions | 2 by D'Shawn Jamison • at West Virginia (10/5/2019) | 43 games |
| 2+ fumble recoveries | 2 by John Bonney • at Baylor (10/28/2017) | 67 games |
| TD on interception return | 44 by Jahdae Barron • UTSA (9/17/2022) | 10 games |
| TD on fumble return | 48 by Jahdae Barron • TCU (11/12/2022) | 3 games |
| Sack, forced fumble and fumble recovery on same play | by Anthony Cook • at TCU (10/2/2021) | 20 games |
| Interception and a fumble recovery | by Jaylan Ford • at Kansas State (11/5/2022) | 4 games |

2022 STATISTICS | THE LAST TIME... OPPONENTS

| TEAM | LAST TIME | SPAN |
|-------------------------------------|--|-----------|
| Scored 50-59..... | 56-57 (OT) • Kansas (11/13/2021)..... | 16 games |
| Scored 60-69..... | 21-63 • vs. Oklahoma (10/13/2012)..... | 134 games |
| Scored 70+..... | NEVER..... | NEVER |
| Scored <10..... | 0-49 • vs. Oklahoma (10/8/2022)..... | 7 games |
| Scored <7..... | 0-49 • vs. Oklahoma (10/8/2022)..... | 7 games |
| 300+ yards rushing..... | 339 • vs. Oklahoma (10/9/2021)..... | 20 games |
| <100 yards rushing..... | 74 • Iowa State (10/15/2022)..... | 6 games |
| <0 yards rushing..... | 5 • USC (9/15/2018)..... | 59 games |
| 300-399 passing yards..... | 329 • at Kansas State (11/5/2022)..... | 4 games |
| 400+ passing yards..... | 400 • at Oklahoma State (10/31/2020)..... | 29 games |
| <100 passing yards..... | 39 • vs. Oklahoma (10/8/2022)..... | 7 games |
| 500-599 total yards..... | 535 • at Oklahoma State (10/22/2022)..... | 5 games |
| 600+ total yards..... | 662 • vs. Oklahoma (10/9/2021)..... | 19 games |
| 100-199 total yards..... | 195 • vs. Oklahoma (10/8/2022)..... | 7 games |
| <100 total yards..... | 94 • North Texas (8/30/2014)..... | 113 games |
| 30+ first downs..... | 32 • at Oklahoma State (10/22/2022)..... | 5 games |
| 100+ penalty yards..... | 100 • Alabama (9/10/2022)..... | 11 games |
| 2+ fumbles lost..... | 3 • at TCU (10/2/2021)..... | 20 games |
| Scored a safety..... | Baylor (11/25/2022)..... | 1 game |
| 4+ interceptions..... | 4 • at TCU (10/26/2019)..... | 40 games |
| 2+ non-offensive TDs..... | 40-yard fumble return, 33-yard interception return • TCU (11/27/2014)..... | 100 games |
| 3 total touchdowns (rush+rec)..... | 3 rushing by Dominic Richardson • at Oklahoma State (10/22/2022)..... | 5 games |
| 4+ total touchdowns (rush+rec)..... | 3 rushing, 1 receiving by Devin Neal • Kansas (11/13/2021)..... | 15 games |

| RUSHING | LAST TIME | SPAN |
|---------------------|--|-----------|
| 100-199 yards..... | 108 by Wayne Taulapapa • vs. Washington (12/29/2022)..... | LAST GAME |
| 200-299 yards..... | 217 by Kennedy Brooks • vs. Oklahoma (10/9/2021)..... | 19 games |
| 300+ yards..... | 317 by Rashaan Salaam • Colorado (10/1/1994)..... | 365 games |
| 3+ touchdowns..... | 3 by Dominic Richardson • at Oklahoma State (10/22/2022)..... | 5 games |
| 30+ attempts..... | 33 by Leddie Brown • at West Virginia (11/20/2021)..... | 14 games |
| 50-59 yard run..... | 51 by Jaden Nixon • at Oklahoma State (10/22/2022)..... | 5 games |
| 60-69 yard run..... | 66 by Caleb Williams; 65 by Kennedy Brooks • vs. Oklahoma (10/9/2021)..... | 19 games |
| 70-79 yard run..... | 75 by Kendre Miller • TCU (11/12/2022)..... | 3 games |
| 80+ yard run..... | 81 by Jase McClellan • Alabama (9/10/2022)..... | 11 games |


| PASSING | LAST TIME | SPAN |
|----------------------------|--|-----------|
| 300-399 yards..... | 329 by Adrian Martinez • at Kansas State (11/5/2022)..... | 4 games |
| 400+ yards..... | 400 by Spencer Sanders • at Oklahoma State (10/31/2020)..... | 28 games |
| 40-49 attempts..... | 48 by JT Daniels • West Virginia (10/1/2022)..... | 7 games |
| 50+ attempts..... | 54 by Michael Penix Jr. • vs. Washington (12/29/2022)..... | LAST GAME |
| 25+ completions..... | 32 by Michael Penix Jr. • vs. Washington (12/29/2022)..... | LAST GAME |
| 3+ touchdowns..... | 3 by Jarret Doege • at West Virginia (11/20/2021)..... | 14 games |
| 4+ touchdowns..... | 4 by Spencer Sanders • at Oklahoma State (10/31/2020)..... | 29 games |
| 5+ touchdowns..... | 5 by Alan Bowman • at Texas Tech (9/26/2020)..... | 33 games |
| 6+ touchdowns..... | 6 by Kliff Kingsbury • Texas Tech (11/16/2002)..... | 260 games |
| 50-59 yard completion..... | 55 by Jalon Daniels • at Kansas (11/19/2022)..... | 2 games |
| 60-69 yard completion..... | 62 by Adrian Martinez • at Kansas State (11/5/2022)..... | 4 games |
| 70-79 yard completion..... | 75 by Brock Purdy • at Iowa State (11/16/2019)..... | 38 games |
| 80+ yard completion..... | 97 by Sam B. Richardson • Iowa State (10/3/2013)..... | 119 games |

| RECEIVING | LAST TIME | SPAN |
|------------------------------|--|-----------|
| 100-199 yards..... | 133 by Bryson Green • at Oklahoma State (10/22/2022)..... | 5 games |
| 200+ yards..... | 222 by Tylan Wallace • vs. Oklahoma State (10/27/2018)..... | 54 games |
| 2 players w/ 100+ yards..... | 150 by K. Carter, 135 by E. Ezukanma • vs. Texas Tech (11/29/2019)..... | 36 games |
| 3 players w/ 100+ yards..... | 163 by J. Jefferson, 147 by J. Chase, 123 by T. Marshall • LSU (9/7/2019)..... | 46 games |
| 15+ receptions..... | 16 by Kevin White • West Virginia (11/8/2014)..... | 101 games |
| 50-59 yard reception..... | 55 by Quentin Skinner • at Kansas (12/19/2022)..... | 2 games |
| 60-69 yard reception..... | 62 by Malik Knowles • at Kansas State (11/5/2022)..... | 4 games |
| 70-79 yard reception..... | 75 by Deshaunte Jones • at Iowa State (11/16/2019)..... | 38 games |
| 80+ yard reception..... | 97 by Quenton Bundrage • Iowa State (10/3/2013)..... | 119 games |
| 3+ touchdowns..... | 3 by CeeDee Lamb • vs. Oklahoma (10/12/2019)..... | 42 games |

| SPECIAL TEAMS | LAST TIME | SPAN |
|-----------------------------------|---|-----------|
| 50-59 yard field goal..... | 52 by Will Reichard • Alabama (9/10/2022)..... | 11 games |
| 60+ yard field goal..... | 67 by Steve Little • Arkansas (10/15/1977)..... | 560 games |
| Made 3+ field goals..... | 3 by Trey Wolff • at Texas Tech (9/24/2022)..... | 9 games |
| Made 7+ PAT's..... | 7 by Jacob Borcila • Kansas (11/13/2021)..... | 15 games |
| 60-69 yard punt..... | 61 by Ty Zenter • at Kansas State (11/5/2022)..... | 4 games |
| 70+ yard Punt..... | 85 by Michael Turk • vs. Oklahoma (10/9/2021)..... | 19 games |
| Missed PAT..... | by Ben Grogan • at Oklahoma State (10/1/2016)..... | 83 games |
| TD on kickoff return..... | 91 by Alex Ross • Kansas State (11/9/2019)..... | 39 games |
| TD on punt return..... | 73 by Jeff Scott • Ole Miss (9/14/2013)..... | 123 games |
| 2-point conversion..... | Hal Presley pass from Blake Shapen • Baylor (11/25/2022)..... | 1 game |
| Defensive 2-point conversion..... | at Oklahoma State (10/1/2016)..... | 84 games |
| Blocked PAT..... | vs. Oklahoma (12/1/2018)..... | 49 games |
| Blocked FG..... | by Will Anderson Jr. • Alabama (9/10/2022)..... | 11 games |
| Blocked Punt..... | by Edefuan Ulofoshio • vs. Washington (12/29/2022)..... | LAST GAME |
| TD on blocked FG..... | 71 by Antoine Brooks, Jr. • Maryland (9/2/2017)..... | 74 games |
| TD on blocked punt..... | 6 by Ghaali Muhammad • Wyoming (9/12/2009)..... | 175 games |
| TD on fumbled punt..... | 0 yd return by Xavier Martin • at Texas Tech (9/26/2020)..... | 33 games |

| DEFENSE | LAST TIME | SPAN |
|--------------------------------|--|-----------|
| 10+ tackles..... | 10 by Al Walcott • Baylor (11/25/2022)..... | 1 game |
| 5+ tackles for loss..... | 7 by Ndamukong Suh • vs. Nebraska (12/5/2009)..... | 164 games |
| 4+ sacks..... | 4.5 by Ndamukong Suh • vs. Nebraska (12/5/2009)..... | 164 games |
| 2+ interceptions..... | 2 by Jason Taylor II • at Oklahoma State (10/22/2022)..... | 5 games |
| 2+ fumble recoveries..... | 2 by Ian Campbell • Kansas State (11/11/2006)..... | 205 games |
| TD on interception return..... | 31 by Jacobee Bryant • Kansas (11/13/2021)..... | 15 games |
| TD on fumble return..... | 16 by Gabe Hall • Baylor (11/25/2022)..... | 1 game |

2022 BOX SCORES

| | |
|---|---|
|  | GAME ONE |
| | Sept. 3, 2022 Austin, Texas Attendance: 94,873 TV: LHN |
| ULM NR/NR | 10 |
| TEXAS RV/18 | 52 |

| Score by Quarters | 1 | 2 | 3 | 4 | OT | Score |
|-------------------|----|----|----|---|----|-------|
| ULM | 3 | 0 | 0 | 7 | - | 10 |
| Texas | 14 | 10 | 21 | 7 | - | 42 |

Scoring Summary

| Qtr | Time | Team | Summary |
|-----|-------|------|--|
| 1st | 13:12 | UT | K. Robinson 12 yd punt block return (B. Auburn kick) 0-0 0:00, ULM 0 - UT 7 |
| | 05:11 | ULM | C. Sutherland 25 yd field goal 10-34 4:24, ULM 3 - UT 7 |
| | 01:47 | UT | J. Sanders 19 yd pass from Q. Ewers (B. Auburn kick) 7-64 3:19, ULM 3 - UT 14 |
| 2nd | 10:50 | UT | R. Johnson 16 yd run (B. Auburn kick) 5-73 1:49, ULM 3 - UT 21 |
| | 03:14 | UT | B. Auburn 41 yd field goal 7-25 3:10, ULM 3 - UT 24 |
| 3rd | 13:08 | UT | B. Robinson 16 yd pass from Q. Ewers (B. Auburn kick) 6-52 1:46, ULM 3 - UT 31 |
| | 09:41 | UT | B. Robinson 9 yd run (B. Auburn kick) 5-50 1:26, ULM 3 - UT 38 |
| | 07:13 | UT | D. Jamison 69 yd interception return (B. Auburn kick) 0-0 0:00, ULM 3 - UT 45 |
| 4th | 06:24 | UT | J. Brooks 19 yd run (B. Auburn kick) 11-62 5:22, ULM 3 - UT 52 |
| | 03:39 | ULM | Z. Martin 23 yd run (C. Sutherland kick) 5-83 2:36, ULM 10 - UT 52 |

| | ULM | UT |
|----------------------------|---------|---------|
| FIRST DOWNS | 12 | 22 |
| RUSHES-YARDS (NET) | 41-92 | 29-134 |
| PASSING YDS (NET) | 167 | 249 |
| Passes Comp-Att-Int | 16-23-1 | 20-29-1 |
| TOTAL OFFENSE PLAYS-YARDS | 64-259 | 58-383 |
| Fumble Returns-Yards | 0-0 | 0-0 |
| Punt Returns-Yards | 0-0 | 5-55 |
| Kickoff Returns-Yards | 2-41 | 2-30 |
| Interception Returns-Yards | 1-0 | 1-69 |
| Punts (Number-Avg) | 8-35.6 | 3-31.7 |
| Fumbles-Lost | 0-0 | 0-0 |
| Penalties-Yards | 7-63 | 5-25 |
| Possession Time | 35:26 | 24:34 |
| Third-Down Conversions | 6 of 16 | 5 of 13 |
| Fourth-Down Conversions | 0 of 1 | 3 of 3 |
| Red-Zone Scores-Chances | 1-1 | 6-7 |
| Sacks By: Number-Yards | 3-20 | 3-24 |


RUSHING: ULM-Martin, Zach 4-39; Jackson, Malik 9-19; Henry, Andrew 10-17; Rogers, Chandler 12-8; Phillips, Isaiah 1-3; Wright, Jiya 1-3; Galloway, Bennett 3-3; Norman, Charles 1-0. Texas-Robinson, Bijan 10-71; Johnson, Roschon 5-34; Brooks, Jonathon 6-32; Robinson, Keilan 1-7; Worthy, Xavier 1-7; Blue, Jaydon 3-3; Ewers, Quinn 1(-9); Card, Hudson 2(-11).

PASSING: ULM-Rogers, Chandler 14-19-1-108; Hable, Garrett 2-4-0-59. Texas-Ewers, Quinn 16-24-1-225; Card, Hudson 4-5-0-24.

RECEIVING: ULM-Frett, Jevin 4-61; Knight, Boogie 4-26; Lloyd Jr., Fred 1-24; Wiley, Dariyan 1-23; Norman, Charles 1-13; Green, Rylan 1-12; Howell, Tyrone 2-8; Mortimer, Bugs 1(-3). Texas-Sanders, Ja'Tavion 6-85; Cain, Casey 1-43; Robinson, Bijan 4-30; Whittington, Jordan 3-26; Worthy, Xavier 2-24; Sulser, Gabe 2-10; Omeire, Troy 1-9; Helm, Gunnar 1-7; Red, Savion 1-5.

INTERCEPTIONS: ULM-Driggers, Trsitran 1-0. Texas-Jamison, D'Shawn 1-69.

FUMBLES: ULM-None. Texas-None.

| | |
|---|---|
|  | GAME TWO |
| | Sept. 10, 2022 Austin, Texas Attendance: 105,213 TV: FOX |
| ALABAMA 1/1 | 20 |
| TEXAS RV/22 | 19 |

| Score by Quarters | 1 | 2 | 3 | 4 | OT | Score |
|-------------------|----|---|---|----|----|-------|
| Alabama | 10 | 0 | 0 | 10 | - | 20 |
| Texas | 3 | 7 | 3 | 6 | - | 19 |

Scoring Summary

| Qtr | Time | Team | Summary |
|-----|-------|------|--|
| 1st | 08:47 | ALA | W. Reichard 52 yd field goal 11-57 6:07, ALA 3 - UT 0 |
| | 02:51 | UT | B. Auburn 26 yd field goal 14-67 5:56, ALA 3 - UT 3 |
| | 02:34 | ALA | J. McClellan 81 yd run (W. Reichard kick) 1-81 0:13, ALA 10 - UT 3 |
| 2nd | 14:55 | UT | B. Robinson 10 yd run (B. Auburn kick) 6-75 2:39, ALA 10 - UT 10 |
| 3rd | 06:27 | UT | B. Auburn 33 yd field goal 6-24 3:12, ALA 10 - UT 13 |
| 4th | 12:55 | UT | B. Auburn 24 yd field goal 12-65 5:47, ALA 10 - UT 16 |
| | 08:29 | ALA | J. Gibbs 7 yd pass from B. Young (W. Reichard kick) 11-75 1:26, ALA 17 - UT 16 |
| | 01:39 | UT | B. Auburn 49 yd field goal 8-44 2:26, ALA 17 - UT 19 |
| | 00:10 | ALA | W. Reichard 33 yd field goal 9-61 1:19, ALA 20 - UT 19 |

| | ALA | UT |
|----------------------------|---------|---------|
| FIRST DOWNS | 16 | 25 |
| RUSHES-YARDS (NET) | 24-161 | 33-79 |
| PASSING YDS (NET) | 213 | 292 |
| Passes Comp-Att-Int | 27-39-0 | 23-34-0 |
| TOTAL OFFENSE PLAYS-YARDS | 63-374 | 67-371 |
| Fumble Returns-Yards | 0-0 | 0-0 |
| Punt Returns-Yards | 2(-3) | 3-10 |
| Kickoff Returns-Yards | 2-36 | 2-39 |
| Interception Returns-Yards | 0-0 | 0-0 |
| Punts (Number-Avg) | 6-41.5 | 5-46.4 |
| Fumbles-Lost | 0-0 | 0-0 |
| Penalties-Yards | 15-100 | 5-30 |
| Possession Time | 29:16 | 30:44 |
| Third-Down Conversions | 5 of 15 | 3 of 12 |
| Fourth-Down Conversions | 1 of 2 | 0 of 0 |
| Red-Zone Scores-Chances | 2-2 | 4-5 |
| Sacks By: Number-Yards | 3-28 | 2-15 |


RUSHING: Alabama-McClellan, Jase 6-97; Young, Bryce 7-38; Gibbs, Jahmyr 9-22; Williams, Roydell 2-4. Texas-Robinson, Bijan 21-57; Johnson, Roschon 5-16; Card, Hudson 6-8; Robinson, Keilan 1(-2).

PASSING: Alabama-Young, Bryce 27-39-0-213. Texas-Card, Hudson 14-22-0-158; Ewers, Quinn 9-12-0-134.

RECEIVING: Alabama-Gibbs, Jahmyr 9-74; Holden, Traeshon 4-39; Brooks, Ja'Corey 3-33; Latu, Cameron 4-28; Prentice, Kobe 4-27; Burton, Jermaine 2-10; McClellan, Jase 1-2. Texas-Worthy, Xavier 5-97; Robinson, Bijan 3-73; Whittington, Jordan 7-64; Cain, Casey 1-29; Johnson, Roschon 3-20; Robinson, Keilan 1-5; Sanders, Ja'Tavion 3-4.

INTERCEPTIONS: Alabama-None. Texas-None.

FUMBLES: Alabama-None. Texas-None.

| | |
|---|---|
|  | GAME THREE |
| | Sept. 17, 2022 Austin, Texas Attendance: 102,520 TV: LHN |
| UTSA NR/NR | 20 |
| TEXAS 21/20 | 41 |

| Score by Quarters | 1 | 2 | 3 | 4 | OT | Score |
|-------------------|---|----|----|----|----|-------|
| UTSA | 3 | 14 | 3 | 0 | - | 10 |
| Texas | 0 | 17 | 14 | 10 | - | 42 |

Scoring Summary

| Qtr | Time | Team | Summary |
|-----|-------|------|--|
| 1st | 03:28 | UTSA | J. Sackett 24 yd field goal 20-74 8:27, UTSA 3 - UT 0 |
| 2nd | 14:03 | UT | R. Johnson 11 yd pass from H. Card (B. Auburn kick) 10-34 4:24, UTSA 3 - UT 7 |
| | 10:07 | UTSA | B. Brady 2 yd run (J. Sackett kick) 10-65 3:56, UTSA 10 - UT 7 |
| | 09:36 | UTSA | Z. Franklin 35 yd pass from B. Brady (J. Sackett kick) 2-52 0:31, UTSA 17 - UT 7 |
| | 05:20 | UT | B. Robinson 3 yd run (B. Auburn kick) 11-67 4:08, UTSA 17 - UT 14 |
| | 00:12 | UT | B. Auburn 44 yd field goal 11-62 2:03, UTSA 17 - UT 17 |
| 3rd | 11:56 | UT | B. Robinson 78 yd run (B. Auburn kick) 2-80 0:40, UTSA 17 - UT 24 |
| | 03:21 | UTSA | J. Sackett 30 yd field goal 13-74 5:38, UTSA 20 - UT 24 |
| | 00:18 | UT | J. Barron 44 yd interception return (B. Auburn kick) 0-0 0:00, UTSA 20 - UT 31 |
| 4th | 09:36 | UT | B. Robinson 41 yd run (B. Auburn kick) 4-71 2:10, UTSA 20 - UT 38 |
| | 04:59 | UT | B. Auburn 26 yd field goal 7-48 3:21, UTSA 20 - UT 41 |

| | UTSA | UT |
|----------------------------|---------|---------|
| FIRST DOWNS | 29 | 21 |
| RUSHES-YARDS (NET) | 44-139 | 36-298 |
| PASSING YDS (NET) | 269 | 161 |
| Passes Comp-Att-Int | 26-40-1 | 15-23-0 |
| TOTAL OFFENSE PLAYS-YARDS | 84-408 | 59-459 |
| Fumble Returns-Yards | 0-0 | 0-0 |
| Punt Returns-Yards | 0-0 | 5-55 |
| Kickoff Returns-Yards | 2-30 | 1-26 |
| Interception Returns-Yards | 0-0 | 1-44 |
| Punts (Number-Avg) | 4-43.0 | 3-45.3 |
| Fumbles-Lost | 2-0 | 0-0 |
| Penalties-Yards | 10-45 | 9-88 |
| Possession Time | 36:07 | 23:39 |
| Third-Down Conversions | 9 of 17 | 4 of 11 |
| Fourth-Down Conversions | 0 of 2 | 1 of 1 |
| Red-Zone Scores-Chances | 3-4 | 3-3 |
| Sacks By: Number-Yards | 0-0 | 1-7 |

RUSHING: UTSA-Brady, Brenden 21-70; Harris, Frank 10-38; Marburger, Eddie Lee 3-12; Edwards, Tye 4-11; Barnes, Kevorian 3-8; Cardenas, Oscar 1-2; TEAM 1(-1); Williams, Julon 1(-1). Texas-Robinson, Bijan 20-183; Johnson, Roschon 11-81; Card, Judson 2-35; Robinson, Keilan 2-0; TEAM 1(-1).


PASSING: UTSA-Harris, Frank 24-35-1; Marburger, Eddie Lee 1-4-0; Brady, Brenden 1-1-0. Texas-Card, Hudson 15-23-0.

RECEIVING: UTSA-Cephus, Joshua 7-80; Franklin, Zakhari 6-84; Clark, De'Corian 5-40; Cardenas, Oscar 3-22; Dishman, Dan 2-22; Brady, Brenden 2-15; Barnes, Kevorian 1-0. Texas-Whittington, Jordan 4-56; Worthy, Xavier 4-41; Johnson, Roschon 3-30; Robinson, Bijan 1-19; Robinson, Keilan 1-10; Cain, Casey 1-7; Sanders, Ja'Tavion 1-5.

INTERCEPTIONS: UTSA-None. Texas-Barron, Jahdae 1-44.

FUMBLES: UTSA-None. Texas-None.

2022 BOX SCORES

| | | |
|---|--|--|
|  | GAME FOUR | |
| | Sept. 24, 2022 Lubbock, Texas Attendance: 60,975 TV: ESPN | |
| TEXAS 22/19 | 34 | |
| TEXAS TECH NR/NR | 37 | |

| Score by Quarters | 1 | 2 | 3 | 4 | OT | Score |
|-------------------|----|----|----|----|----|-------|
| Texas | 10 | 14 | 7 | 3 | 0 | 34 |
| Texas Tech | 7 | 7 | 10 | 10 | 3 | 37 |

Scoring Summary

| Qtr | Time | Team | Summary |
|-----|-------|------|--|
| 1st | 13:36 | UT | K. Robinson 35 yd pass from H. Card (B. Auburn kick) 3-62 1:24, UT 7 - TTU 0 |
| | 05:41 | TTU | D. Smith 4 yd run (T. Wolff kick) 18-75 7:55, UT 7 - TTU 7 |
| | 01:52 | UT | B. Auburn 40 yd field goal 10-43 3:49, UT 10 - TTU 7 |
| 2nd | 12:06 | TTU | T. Brooks 17 yd pass from D. Smith (T. Wolff kick) 13-83 4:46, UT 10 - TTU 14 |
| | 06:07 | UT | X. Worthy 39 yd pass from H. Card (B. Auburn kick) 6-69 2:49, UT 17 - TTU 14 |
| | 00:24 | UT | B. Robinson 8 yd run (B. Auburn kick) 8-75 4:11, UT 24 - TTU 14 |
| 3rd | 08:16 | TTU | T. Wolff 27 yd field goal 15-59 4:32, UT 24 - TTU 17 |
| | 04:27 | UT | B. Robinson 40 yd run (B. Auburn kick) 8-75 3:49, UT 31 - TTU 17 |
| | 01:55 | TTU | S. Thompson 1 yd run (T. Wolff kick) 10-75 2:32, UT 31 - TTU 28 |
| 4th | 07:54 | TTU | B. Cupp 19 yd pass from D. Smith (T. Wolff kick) 5-30 1:29, UT 31 - TTU 31 |
| | 00:21 | TTU | T. Wolff 45 yd field goal 11-56 2:53, UT 31 - TTU 34 |
| | 00:00 | UT | B. Auburn 48 yd field goal 4-46 0:21, UT 34 - TTU 34 |
| OT1 | 00:00 | UT | T. Wolff 20 yd field goal 5-23 0:00, UT 34 - TTU 37 |

| | UT | TTU |
|----------------------------|---------|---------|
| FIRST DOWNS | 20 | 31 |
| RUSHES-YARDS (NET) | 30-151 | 44-148 |
| PASSING YDS (NET) | 277 | 331 |
| Passes Comp-Att-Int | 20-30-1 | 38-56-0 |
| TOTAL OFFENSE PLAYS-YARDS | 60-428 | 100-479 |
| Fumble Returns-Yards | 0-0 | 1-0 |
| Punt Returns-Yards | 1-7 | 1-20 |
| Kickoff Returns-Yards | 1-30 | 3-66 |
| Interception Returns-Yards | 0-0 | 1-25 |
| Punts (Number-Avg) | 3-43.3 | 2-42.5 |
| Fumbles-Lost | 1-1 | 2-0 |
| Penalties-Yards | 5-41 | 5-31 |
| Possession Time | 24:06 | 34:02 |
| Third-Down Conversions | 3 of 9 | 7 of 20 |
| Fourth-Down Conversions | 1 of 2 | 6 of 8 |
| Red-Zone Scores-Chances | 2-2 | 6-7 |
| Sacks By: Number-Yards | 2-3 | 1-6 |


RUSHING: Texas-Robinson, Bijan 16-103; Card, Hudson 3-24; Johnson, Roschon 3-24; Robinson, Keilan 2-9. Texas Tech-Thompson, SaRodoric 17-70; Smith, Donovan 15-42; Brooks, Tahj 12-36.

PASSING: Texas-Card, Hudson 20-30-1-277. Texas Tech-Smith, Donovan 38-56-0-331.

RECEIVING: Texas-Sanders, Ja'Tavion 5-40; Whittington, Jordan 4-53; Worthy, Xavier 3-50; Johnson, Roschon 2-23; Robinson, Keilan 1-35; Milton, Tarique 1-28; Robinson, Bijan 1-22; Cain, Casey 1-14; Hall, Agiye 1-7; Helm, Gunnar 1-5. Texas Tech-Price Myles 13-98; Cupp, Baylor 4-65; Sparkman, J.J. 4-35; Brooks, Tahj 4-21; Martinez, Nehemiah 3-14; Bradley, Jerand 2-26; Boyd, Brady 2-20; White, Xavier 2-11; Thompson, SaRodoric 2(-7); Cleveland, Trey 1-35; Tharp, Mason 1-13.

INTERCEPTIONS: Texas-None. Texas Tech-Pearson, Reggie 1-25.

FUMBLES: Texas-Robinson, Bijan 1-1. Texas Tech-Price, Myles 1-0; Smith, Donovan 1-0.

| | | |
|---|---|--|
|  | GAME FIVE | |
| | Oct. 1, 2022 Austin, Texas Attendance: 100,740 TV: FS1 | |
| WEST VIRGINIA NR/NR | 20 | |
| TEXAS NR/RV | 38 | |

| Score by Quarters | 1 | 2 | 3 | 4 | OT | Score |
|-------------------|----|----|---|----|----|-------|
| West Virginia | 0 | 7 | 0 | 13 | - | 20 |
| Texas | 14 | 14 | 7 | 3 | - | 38 |

Scoring Summary

| Qtr | Time | Team | Summary |
|-----|-------|------|--|
| 1st | 06:08 | UT | X. Worthy 15 yd pass from H. Card (B. Auburn kick) 7-60 3:08, WVU 0 - UT 7 |
| | 00:34 | UT | J. Sanders 33 yd pass from X. Worthy (B. Auburn kick) 6-74 2:22, WVU 0 - UT 14 |
| 2nd | 12:54 | UT | B. Robinson 1 yd run (B. Auburn kick) 6-71 2:14, WVU 0 - UT 21 |
| | 04:22 | UT | J. Sanders 13 yd pass from H. Card (B. Auburn kick) 6-87 3:13, WVU 0 - UT 28 |
| | 00:13 | WVU | K. Parther 8 yd pass from J. Daniels (C. Legg kick) 13-83 4:04, WVU 7 - UT 28 |
| 3rd | 13:03 | UT | X. Worthy 44 yd pass from H. Card (B. Auburn kick) 5-70 1:51, WVU 7 - UT 35 |
| 4th | 14:56 | WVU | T. Mathis 1 yd run (C. Legg kick) 18-65 7:31, WVU 14 - TTU 35 |
| | 10:22 | UT | B. Auburn 45 yd field goal 10-48 4:34, WVU 14 - UT 38 |
| | 04:31 | WVU | J. Johnson Jr. 4 yd run (K. Parther pass from J. Daniels failed) 14-75 5:51, WVU 20 - UT 38 |

| | WVU | UT |
|----------------------------|---------|---------|
| FIRST DOWNS | 22 | 25 |
| RUSHES-YARDS (NET) | 30-61 | 32-110 |
| PASSING YDS (NET) | 253 | 336 |
| Passes Comp-Att-Int | 29-48-0 | 22-28-0 |
| TOTAL OFFENSE PLAYS-YARDS | 78-314 | 60-446 |
| Fumble Returns-Yards | 0-0 | 0-0 |
| Punt Returns-Yards | 1-0 | 0-0 |
| Kickoff Returns-Yards | 2-34 | 2-26 |
| Interception Returns-Yards | 0-0 | 0-0 |
| Punts (Number-Avg) | 4-40.0 | 2-36.5 |
| Fumbles-Lost | 0-0 | 0-0 |
| Penalties-Yards | 4-48 | 7-65 |
| Possession Time | 32:10 | 27:50 |
| Third-Down Conversions | 9 of 18 | 5 of 9 |
| Fourth-Down Conversions | 3 of 5 | 0 of 0 |
| Red-Zone Scores-Chances | 3-3 | 3-4 |
| Sacks By: Number-Yards | 2-17 | 3-18 |


RUSHING: WVU-Johnson Jr., Justin 10-42; Mathis, Tiny 12-24; Donaldson, CJ 4-9; Daniels, JT 4(-14). Texas-Robinson, Bijan 21-101; Johnson, Roschon 6-20; TEAM 1(-1); Card, Hudson 4(-10).

PASSING: WVU-Daniels, JT 29-48-0-253. Texas-Card, Hudson 21-27-0-303; Worthy, Xavier 1-1-0-33.

RECEIVING: WVU-Ford-Wheaton, Bryce 8-93; Prather, Kaden 8-40; James, Sam 7-86; Smith, Reese 3-21; Mathis, Tiny 1-6; Donaldson, CJ 1-4; Johnson Jr., Justin 1-3. Texas-Worthy, Xavier 7-119; Sanders, Ja'Tavion 5-78; Whittington, Jordan 3-58; Robinson, Keilan 3-26; Robinson, Bijan 2-34; Johnson, Roschon 2-21.

INTERCEPTIONS: WVU-None. Texas-None.

FUMBLES: WVU-None. Texas-None.

| | | |
|---|--|--|
|  | GAME SIX | |
| | Oct. 8, 2022 Dallas, Texas Attendance: 91,200 TV: ABC | |
| TEXAS NR/RV | 49 | |
| OKLAHOMA RV/RV | 0 | |

| Score by Quarters | 1 | 2 | 3 | 4 | OT | Score |
|-------------------|---|----|----|---|----|-------|
| Texas | 7 | 21 | 14 | 7 | - | 49 |
| Oklahoma | 0 | 0 | 0 | 0 | - | 0 |

Scoring Summary

| Qtr | Time | Team | Summary |
|-----|-------|------|--|
| 1st | 06:48 | UT | B. Robinson 2 yd run (B. Auburn kick) 12-90 4:31, UT 7 - OU 0 |
| 2nd | 12:40 | UT | X. Worthy 10 yd pass from Q. Ewers (B. Auburn kick) 8-92 3:03, UT 14 - OU 0 |
| | 07:31 | UT | K. Robinson 15 yd pass from Q. Ewers (B. Auburn kick) 9-80 3:10, UT 21 - OU 0 |
| | 00:18 | UT | J. Sanders 24 yd pass from Q. Ewers (B. Auburn kick) 9-79 2:48, UT 28 - OU 0 |
| 3rd | 05:01 | UT | B. Robinson 11 yd run (B. Auburn kick) 7-76 3:07, UT 35 - OU 0 |
| | 01:57 | UT | J. Sanders 18 yd pass from Q. Ewers (B. Auburn kick) 6-47 2:07, UT 42 - OU 0 |
| 4th | 12:11 | UT | J. Brooks 18 yd run (B. Auburn kick) 5-54 2:37, UT 49 - OU 0 |

| | UT | OU |
|----------------------------|----------|---------|
| FIRST DOWNS | 36 | 11 |
| RUSHES-YARDS (NET) | 50-296 | 42-156 |
| PASSING YDS (NET) | 289 | 39 |
| Passes Comp-Att-Int | 21-31-1 | 9-17-2 |
| TOTAL OFFENSE PLAYS-YARDS | 81-585 | 59-195 |
| Fumble Returns-Yards | 0-0 | 0-0 |
| Punt Returns-Yards | 2-11 | 0-0 |
| Kickoff Returns-Yards | 0-0 | 2-33 |
| Interception Returns-Yards | 2-6 | 1-20 |
| Punts (Number-Avg) | 3-40.7 | 8-42.0 |
| Fumbles-Lost | 0-0 | 0-0 |
| Penalties-Yards | 2-10 | 3-36 |
| Possession Time | 32:59 | 27:01 |
| Third-Down Conversions | 10 of 15 | 3 of 15 |
| Fourth-Down Conversions | 0 of 0 | 2 of 4 |
| Red-Zone Scores-Chances | 6-7 | 0-2 |
| Sacks By: Number-Yards | 3-17 | 0-0 |

RUSHING: Texas-Robinson, Bijan 22-130; Johnson, Roschon 9-57; Brooks, Jonathon 7-39; Robinson, Keilan 4-32; Ewers, Quinn 2-17; Blue, Jaydon 5-14; Worthy, Xavier 1-7. Oklahoma-Farooq, Jalil 5-60; Gray, Eric 11-59; Barnes, Jovantae 7-24; Willis, Brayden 7-18; Major, Marcus 5-11; Stopps, Drake 2-5; Beville, Davis 5(-21).


PASSING: Texas-Ewers, Quinn 21-31-1-289. Oklahoma-Beville, Davis 6-12-1-38; Gray, Eric 1-2-1-0; Turk, Michael 1-1-0-3; Major, Marcus 1-1-0(-2); Ecers, Nick 0-1-0-0.

RECEIVING: Texas-Whittington, Jordan 5-97; Sanders, Ja'Tavion 5-71; Worthy, Xavier 3-29; Johnson, Roschon 2-36; Robinson, Keilan 2-28; Robinson, Bijan 2-15; Helm, Gunnar 2-13. Oklahoma-Willis, Brayden 2-25; Barnes, Jovantae 2-7; Stopps, Drake 2-6; Schmidt, Zach 1-3; Farooq, Jalil 1-0; Mims, Marvin 1(-2).

INTERCEPTIONS: Texas-Barron, Jahdae 1-6; Jamison, D'Shawn 1-0. Oklahoma-Coldon, C.J. 1-20.

FUMBLES: Texas-None. Oklahoma-None.

2022 BOX SCORES

| | | |
|---|--|--|
|  | GAME SEVEN | |
| | Oct. 15, 2022 Austin, Texas Attendance: 100,072 TV: ABC | |
| IOWA STATE NR/NR | 21 | |
| TEXAS 22/24 | 24 | |

| Score by Quarters | 1 | 2 | 3 | 4 | OT | Score |
|-------------------|---|----|---|---|----|-------|
| Iowa State | 7 | 0 | 7 | 7 | - | 21 |
| Texas | 0 | 14 | 3 | 7 | - | 24 |

Scoring Summary

| Qtr | Time | Team | Summary |
|-----|-------|------|--|
| 1st | 08:47 | ISU | J. Noel 5 yd pass from H. Dekkers (J. Gilbert kick) 11-84 5:28, ISU 7 - UT 0 |
| 2nd | 02:51 | UT | X. Worthy 15 yd pass from Q. Ewers (B. Auburn kick) 9-80 3:20, ISU 7 - UT 7 |
| | 02:34 | UT | J. Whittington 15 yd pass from Q. Ewers (B. Auburn kick) 9-80 3:28, ISU 7 - UT 14 |
| 3rd | 14:55 | UT | B. Auburn 31 yd field goal 13-75 4:43, ISU 7 - UT 17 |
| | 06:27 | ISU | J. Noel 54 yd pass from H. Dekkers (J. Gilbert kick) 2-62 0:37, ISU 14 - UT 17 |
| 4th | 12:55 | ISU | H. Dekkers 11 yd run (J. Gilbert kick) 13-73 5:39, ISU 21 - UT 17 |
| | 08:29 | UT | X. Worthy 3 yd pass from Q. Ewers (B. Auburn kick) 11-75 6:15, ISU 21 - UT 24 |

| | ISU | UT |
|----------------------------|---------|---------|
| FIRST DOWNS | 20 | 23 |
| RUSHES-YARDS (NET) | 28-74 | 43-191 |
| PASSING YDS (NET) | 329 | 172 |
| Passes Comp-Att-Int | 25-36-1 | 17-26-0 |
| TOTAL OFFENSE PLAYS-YARDS | 64-403 | 69-363 |
| Fumble Returns-Yards | 0-0 | 1-0 |
| Punt Returns-Yards | 0-0 | 1-7 |
| Kickoff Returns-Yards | 2-29 | 3-52 |
| Interception Returns-Yards | 0-0 | 1-0 |
| Punts (Number-Avg) | 3-27.3 | 3-35.7 |
| Fumbles-Lost | 1-1 | 1-0 |
| Penalties-Yards | 6-40 | 4-30 |
| Possession Time | 28:43 | 31:17 |
| Third-Down Conversions | 9 of 15 | 6 of 13 |
| Fourth-Down Conversions | 1 of 1 | 1 of 2 |
| Red-Zone Scores-Chances | 2-3 | 4-4 |
| Sacks By: Number-Yards | 0-0 | 3-3 |

RUSHING: Iowa State-Dekkers, Hunter 8-30; Silas, Deon 10-25; Cartevius Norton 6-15; Brock, Jirehl 2-4; Sanders, Eli 2-3. Texas-Robinson, Bijan 28-135; Johnson, Roschon 11-71; TEAM 2-(-2); Ewers, Quinn 2-(-13).

PASSING: Iowa State-Dekkers, Hunter 25-36-1-329. Texas-Ewers, Quinn 17-26-0-172.

RECEIVING: Iowa State-Hutchinson, Xavier 10-154; Noel, Jaylin 6-94; Stanley, Dimitri 5-44; Hanika, DeShawn 3-34; Brock, Jirehl 1-3. Texas-Worthy, Xavier 8-72; Robinson, Bijan 4-36; Sanders, Ja'Tavion 3-37; Whittington, Jordan 2-27.

INTERCEPTIONS: Iowa State-None. Texas-Ford, Jaylan 1-0.

FUMBLES: Iowa State-Deckers, Hunter 1-1. Texas-Ewers, Quinn 1-1.

| | | |
|---|---|--|
|  | GAME EIGHT | |
| | Oct. 22, 2022 Stillwater, Okla. Attendance: 55,509 TV: ABC | |
| TEXAS 20/21 | 34 | |
| OKLAHOMA STATE 11/11 | 41 | |

| Score by Quarters | 1 | 2 | 3 | 4 | OT | Score |
|-------------------|----|----|---|----|----|-------|
| Texas | 14 | 17 | 3 | 0 | - | 34 |
| Oklahoma State | 10 | 14 | 3 | 14 | - | 41 |

Scoring Summary

| Qtr | Time | Team | Summary |
|-----|-------|------|---|
| 1st | 13:21 | OSU | T. Brown 48 yd field goal 4-2 0:51, UT 0 - OSU 3 |
| | 12:01 | UT | B. Robinson 42 yd run (B. Auburn kick) 4-71 1:14, UT 7 - OSU 3 |
| | 09:39 | OSU | D. Richardson 4 yd run (T. Brown kick) 6-75 2:22, UT 7 - OSU 10 |
| | 04:21 | UT | X. Worthy 12 yd pass from Q. Ewers (B. Auburn kick) 4-52 1:51, UT 14 - OSU 10 |
| 2nd | 13:28 | UT | B. Robinson 41 yd pass from Q. Ewers (B. Auburn kick) 2-42 0:38, UT 21 - OSU 10 |
| | 11:16 | OSU | D. Richardson 1 yd run (T. Brown kick) 8-75 2:12, UT 21 - OSU 17 |
| | 08:04 | UT | B. Auburn 37 yd field goal 7-40 3:02, UT 24 - OSU 17 |
| | 03:43 | UT | R. Johnson 52 yd run (B. Auburn kick) 7-80 1:32, UT 31 - OSU 17 |
| | 02:41 | OSU | D. Richardson 2 yd run (T. Brown kick) 3-85 0:57, UT 31 - OSU 24 |
| 3rd | 02:10 | UT | B. Auburn 37 yd field goal 4-5 1:07, UT 34 - OSU 24 |
| | 00:29 | OSU | T. Brown 40 yd field goal 7-52 1:41, UT 34 - OSU 27 |
| 4th | 09:54 | OSU | B. Presley 10 yd pass from S. Sanders (T. Brown kick) 12-66 4:54, UT 34 - OSU 34 |
| | 03:09 | OSU | B. Green 41 yd pass from S. Sanders (T. Brown kick) 6-72 2:07, UT 34 - OSU 41 |

| | UT | OSU |
|----------------------------|---------|---------|
| FIRST DOWNS | 21 | 32 |
| RUSHES-YARDS (NET) | 32-204 | 40-142 |
| PASSING YDS (NET) | 319 | 393 |
| Passes Comp-Att-Int | 19-49-3 | 35-58-1 |
| TOTAL OFFENSE PLAYS-YARDS | 81-523 | 98-535 |
| Fumble Returns-Yards | 0-0 | 0-0 |
| Punt Returns-Yards | 4-52 | 2-0 |
| Kickoff Returns-Yards | 4-109 | 3-61 |
| Interception Returns-Yards | 1-0 | 3-24 |
| Punts (Number-Avg) | 8-42.1 | 9-37.6 |
| Fumbles-Lost | 2-0 | 2-1 |
| Penalties-Yards | 14-119 | 0-0 |
| Possession Time | 27:00 | 33:00 |
| Third-Down Conversions | 3 of 17 | 8 of 19 |
| Fourth-Down Conversions | 0 of 2 | 0 of 0 |
| Red-Zone Scores-Chances | 3-3 | 4-5 |
| Sacks By: Number-Yards | 2-13 | 1-1 |


RUSHING: Texas-Robinson, Bijan 24-140; Johnson, Roschon 5-73; Robinson, Keilan 1-(-1); Quinn Ewers 1-(-1); TEAM 1-(-7). Oklahoma State-Nixon, Jaden 8-64; Sanders, Spencer 11-43; Richardson, Dominic 13-24; Gordon, Ollie 4-13; Middleton, Zach 1-2; Presley, Braylin 1-2; TEAM 1-(-1); Green, Bryson 1-(-5).

PASSING: Texas-Ewers, Quinn 19-49-3-319. Oklahoma State-Sanders, Spencer 34-57-1-391; Nixon, Jaden 1-1-0-2.

RECEIVING: Texas-Sanders, Ja'Tavion 6-76; Worthy, Xavier 4-78; Billingsley, Jahleel 2-33; Johnson, Roschon 2-5; Robinson, Bijan 1-41; Thompson, Brenen 1-33; Whittington, Jordan 1-23; Robinson, Keilan 1-19; Milton, Tarique 1-12. Oklahoma State-Richarson, John Paul 7-63; Johnson Jr., Stephon 6-90; Presley, Brennan 6-60; Green, Bryson 5-133; Richardson, Dominic 4-6; Nixon, Jaden 3-6; Gordon, Ollie 2-28; Presley, Braylin 1-5; Sanders, Spencer 1-2.

INTERCEPTIONS: Texas-Watts, Ryan 1-0. Oklahoma State-Taylor II, Jason 2-16; Daniels, Kendal 1-8.

FUMBLES: Texas-TEAM 2-0. Oklahoma State-Presley, Brennan 1-1; Richardson, Dominic 1-0.

| | | |
|---|--|--|
|  | GAME NINE | |
| | Nov. 5, 2022 Manhattan, Kan. Attendance: 51,216 TV: FS1 | |
| TEXAS 24/RV/RV | 34 | |
| KANSAS STATE 13/13/14 | 27 | |

| Score by Quarters | 1 | 2 | 3 | 4 | OT | Score |
|-------------------|----|----|---|----|----|-------|
| Texas | 14 | 17 | 0 | 3 | - | 34 |
| Kansas State | 7 | 3 | 7 | 10 | - | 27 |

Scoring Summary

| Qtr | Time | Team | Summary |
|-----|-------|------|--|
| 1st | 11:30 | UT | B. Robinson 36 yd run (B. Auburn kick) 8-75 2:30, UT 7 - KSU 0 |
| | 08:41 | KSU | D. Vaughn 28 yd pass from A. Martinez (T. Zentner kick) 7-65 3:42, UT 7 - KSU 7 |
| | 05:20 | UT | R. Johnson 9 yd run (B. Auburn kick) 8-75 3:21, UT 14 - KSU 7 |
| 2nd | 13:40 | KSU | T. Zentner 2 yd field goal 16-84 6:33, UT 14 - KSU 10 |
| | 10:24 | UT | X. Worthy 22 yd pass from Q. Ewers (B. Auburn kick) 8-75 3:16, UT 21 - KSU 10 |
| | 01:35 | UT | B. Auburn 28 yd field goal 7-74 2:02, UT 24 - KSU 10 |
| | 00:13 | UT | X. Worthy 13 yd pass from Q. Ewers (B. Auburn kick) 7-27 0:54, UT 31 - KSU 10 |
| 3rd | 08:37 | KSU | A. Martinez 1 yd run (T. Zentner kick) 4-24 1:57, UT 31 - KSU 17 |
| 4th | 14:54 | KSU | K. Warner 25 yd pass from A. Martinez (T. Zentner kick) 4-71 1:03, UT 31 - KSU 24 |
| | 10:29 | UT | B. Auburn 37 yd field goal 11-64 4:25, UT 34 - KSU 24 |
| | 04:26 | KSU | T. Zentner 28 yd field goal 13-65 6:03, UT 34 - KSU 27 |

| | UT | KSU |
|----------------------------|---------|---------|
| FIRST DOWNS | 22 | 25 |
| RUSHES-YARDS (NET) | 40-269 | 35-139 |
| PASSING YDS (NET) | 197 | 329 |
| Passes Comp-Att-Int | 18-31-0 | 24-36-1 |
| TOTAL OFFENSE PLAYS-YARDS | 71-466 | 71-468 |
| Fumble Returns-Yards | 0-0 | 0-0 |
| Punt Returns-Yards | 0-0 | 1-7 |
| Kickoff Returns-Yards | 0-0 | 5-78 |
| Interception Returns-Yards | 1-18 | 0-0 |
| Punts (Number-Avg) | 3-43.0 | 3-53.7 |
| Fumbles-Lost | 2-2 | 3-1 |
| Penalties-Yards | 7-49 | 9-85 |
| Possession Time | 27:27 | 32:22 |
| Third-Down Conversions | 8 of 15 | 5 of 12 |
| Fourth-Down Conversions | 0 of 1 | 1 of 2 |
| Red-Zone Scores-Chances | 5-5 | 3-4 |
| Sacks By: Number-Yards | 2-12 | 0-0 |

RUSHING: Texas-Robinson, Bijan 30-209; Johnson, Roschon 7-62; Ewers, Quinn 1-0; Robinson, Keilan 1-(-1); TEAM 1-(-1). Kansas State-Vaughn, Deuce 19-73; Martinez, Adrian 14-52; Giddens, DJ 2-14.


PASSING: Texas-Ewers, Quinn 18-31-0-197. Kansas State-Martinez, Adrian 24-36-1-329.

RECEIVING: Texas-Sanders, Ja'Tavion 5-54; Worthy, Xavier 4-42; Robinson, Bijan 2-34; Whittington, Jordan 2-22; Robinson, Keilan 2-20; Red, Savion 2-20; Billingsley, Jahleel 1-5. Kansas State-Vaughn, Deuce 7-86; Warner, Kade 5-52; Knowles, Malik 3-93; Sinnott, Ben 3-44; Phillip, Brooks 3-37; Garcia II, RJ 2-9; Wheeler, Sammy 1-8.

INTERCEPTIONS: Texas-Ford, Jaylan 1-18. Kansas State-None.

FUMBLES: Texas-Johnson, Roschon 1-1; Worthy, Xavier 1-1. Kansas State-Knowles, Malik 1-0; Martinez, Adrian 2-1.

2022 BOX SCORES

| | | |
|---|--|-----------|
|  | GAME 10 | |
| | Nov. 12, 2022 Austin, Texas Attendance: 104,203 TV: ABC | |
| TCU 4/4/4 | | 17 |
| TEXAS 18/18/18 | | 10 |

| Score by Quarters | 1 | 2 | 3 | 4 | OT | Score |
|-------------------|---|---|---|---|----|-------|
| TCU | 0 | 3 | 7 | 7 | - | 17 |
| Texas | 0 | 0 | 3 | 7 | - | 10 |

Scoring Summary

| Qtr | Time | Team | Summary |
|-----|-------|------|---|
| 2nd | 01:20 | TCU | G. Kell 34 yd field goal 14-47 6:45, TCU 3 - UT 0 |
| 3rd | 05:08 | TCU | K. Miller 75 yd run (G. Kell kick) 4-93 1:50, TCU 10 - UT 0 |
| | 00:58 | UT | B. Auburn 22 yd field goal 12-71 4:10, TCU 10 - UT 3 |
| 4th | 12:36 | TCU | Q. Johnson 31 yd pass from M. Duggan (G. Kell kick) 9-80 3:18, TCU 17 - UT 3 |
| | 04:25 | UT | J. Barron 48 yd fumble return (B. Auburn kick) 0-0 0:21, TCU 17 - UT 10 |

| | TCU | UT |
|----------------------------|---------|---------|
| FIRST DOWNS | 20 | 14 |
| RUSHES-YARDS (NET) | 44-159 | 22-28 |
| PASSING YDS (NET) | 124 | 171 |
| Passes Comp-Att-Int | 19-29-0 | 17-39-1 |
| TOTAL OFFENSE PLAYS-YARDS | 73-283 | 61-199 |
| Fumble Returns-Yards | 0-0 | 1-48 |
| Punt Returns-Yards | 3-10 | 0-0 |
| Kickoff Returns-Yards | 2-20 | 2-73 |
| Interception Returns-Yards | 1-20 | 0-0 |
| Punts (Number-Avg) | 7-36.4 | 7-41.0 |
| Fumbles-Lost | 1-1 | 0-0 |
| Penalties-Yards | 5-49 | 7-74 |
| Possession Time | 37:22 | 22:38 |
| Third-Down Conversions | 7 of 18 | 1 of 13 |
| Fourth-Down Conversions | 0 of 0 | 1 of 4 |
| Red-Zone Scores-Chances | 1-2 | 1-2 |
| Sacks By: Number-Yards | 2-13 | 5-38 |


RUSHING: TCU-Miller, Kendre 21-138; Demercado, Emari 11-65; TEAM 1-(-1); Barber, Taye 1-(-2); Duggan, Max 10-(-41). Texas-Robinson, Bijan 12-29; Johnson, Roschon 5-14; Ewers, Quinn 5-(-15).

PASSING: TCU-Duggan, Max 19-29-0-124. Texas-Ewers, Quinn 17-39-1-171.

RECEIVING: TCU-Davis, Derius 4-(-6); Johnston, Quentin 3-66; Barber, Taye 3-9; Demercado, Emari 2-6; Miller, Kendre 1-10; Wiley, Jared 1-10; Battle, Trent 1-9; Hudson, Jordan 1-8; Spivey, Geor'quarius 1-6; Williams, Savion 1-5; Duggan, Max 1-1. Texas-Sanders, Ja'Tavion 7-61; Whittington, Jordan 6-78; Worthy, Xavier 4-32.

INTERCEPTIONS: TCU-Tomlinson-Hodges, Tre-Vius 1-20. Texas-None

FUMBLES: TCU-Duggan, Max 1-1. Texas-None.

| | | |
|---|--|-----------|
|  | GAME 11 | |
| | Nov. 19, 2022 Lawrence, Kan. Attendance: 38,246 TV: FS1 | |
| TEXAS NR/RV/RV | | 55 |
| KANSAS NR/NR/RV | | 14 |

| Score by Quarters | 1 | 2 | 3 | 4 | OT | Score |
|-------------------|----|----|----|----|----|-------|
| Texas | 14 | 17 | 10 | 14 | - | 55 |
| Kansas | 0 | 0 | 7 | 7 | - | 14 |

Scoring Summary

| Qtr | Time | Team | Summary |
|-----|-------|------|---|
| 1st | 07:50 | UT | B. Robinson 2 yd run (B. Auburn kick) 9-68 3:58, UT 7 - KU 0 |
| | 05:33 | UT | B. Robinson 17 yd run (B. Auburn kick) 2-28 0:26, UT 14 - KU 0 |
| 2nd | 12:18 | UT | B. Auburn 28 yd field goal 12-46 4:40, UT 17 - KU 0 |
| | 04:56 | UT | K. Robinson 15 yd pass from Q. Ewers (B. Auburn kick) 7-80 2:27, UT 24 - KU 0 |
| | 00:00 | UT | B. Robinson 1 yd run (B. Auburn kick) 9-60 2:08, UT 31 - KU 0 |
| 3rd | 11:03 | UT | B. Robinson 32 yd run (B. Auburn kick) 5-61 1:51, UT 38 - KU 0 |
| | 05:16 | UT | B. Auburn 40 yd field goal 10-28 4:12, UT 41 - KU 0 |
| | 01:55 | KU | T. Locklin 14 yd pass from J. Daniels (O. Piepergerdes kick) 7-80 3:16, UT 41 - KU 7 |
| 4th | 11:36 | UT | J. Brooks 3 yd run (B. Auburn kick) 12-65 5:11, UT 48 - KU 7 |
| | 10:33 | KU | L. Grimm 12 yd pass from J. Daniels (O. Piepergerdes kick) 4-74 0:59, UT 48 - KU 14 |
| | 09:09 | UT | J. Brooks 70 yd run (B. Auburn kick) 3-75 1:24, UT 55 - KU 14 |

| | UT | KU |
|----------------------------|---------|---------|
| FIRST DOWNS | 28 | 15 |
| RUSHES-YARDS (NET) | 57-427 | 30-140 |
| PASSING YDS (NET) | 112 | 110 |
| Passes Comp-Att-Int | 13-22-0 | 18-29-1 |
| TOTAL OFFENSE PLAYS-YARDS | 79-539 | 59-346 |
| Fumble Returns-Yards | 0-0 | 0-0 |
| Punt Returns-Yards | 3-44 | 0-0 |
| Kickoff Returns-Yards | 1-29 | 7-129 |
| Interception Returns-Yards | 1-12 | 0-0 |
| Punts (Number-Avg) | 1-23.0 | 4-36.5 |
| Fumbles-Lost | 1-0 | 0-0 |
| Penalties-Yards | 3-20 | 4-36 |
| Possession Time | 31:58 | 28:02 |
| Third-Down Conversions | 6 of 14 | 4 of 11 |
| Fourth-Down Conversions | 3 of 5 | 0 of 2 |
| Red-Zone Scores-Chances | 6-6 | 2-3 |
| Sacks By: Number-Yards | 0-0 | 0-0 |


RUSHING: Texas-Robinson, Bijan 25-243; Brooks, Jonathon 11-108; Johnson, Roschon 7-34; Blue, Jaydon 7-16; Robinson, Keilan 5-15; Ewers, Quinn 2-11. Kansas-Neal, Devin 13-51; Thomas, Ky 6-15; Daniels, Jalon 2-12; Morrison, Sevion 5-11; Locklin, Torry 3-10; Thomas, DeAndre 1-5.

PASSING: Texas-Ewers, Quinn 12-21-0-107; Card, Hudson 1-1-0-5. Kansas-Daniels, Jalon 17-26-1-230; Bean, Jason 1-3-0-12.

RECEIVING: Texas-Whittington, Jordan 6-56; Worthy, Xavier 2-30; Robinson, Keilan 2-17; Red, Savion 2-8; Sanders, Ja'Tavion 1-1. Kansas-Fairchild, Mason 5-48; Skinner, Quentin 4-98; Grimm, Luke 3-22; Arnold, Lawrence 1-42; Locklin, Torry 1-14; Terry, Kevin 1-12; Casey Jared 1-9; Neal, Devin 3-(-1); Scott, Tanaka 1-(-2).

INTERCEPTIONS: Texas-Ford, Jaylan 1-12. Kansas-None.

FUMBLES: Texas-Robinson, Bijan 1-0. Kansas-None.

| | | |
|---|--|-----------|
|  | GAME 12 | |
| | Nov. 25, 2022 Austin, Texas Attendance: 94,076 TV: ESPN | |
| BAYLOR NR/NR/NR | | 27 |
| TEXAS 23/24/24 | | 38 |

| Score by Quarters | 1 | 2 | 3 | 4 | OT | Score |
|-------------------|----|----|---|----|----|-------|
| Baylor | 9 | 10 | 0 | 8 | - | 27 |
| Texas | 14 | 3 | 7 | 14 | - | 38 |

Scoring Summary

| Qtr | Time | Team | Summary |
|-----|-------|------|---|
| 1st | 09:44 | BU | Safety 0-0 0:00, BU 2 - UT 0 |
| | 06:54 | BU | J. Ellis 47 yd pass from B. Shapen (J. Mayers kick) 5-62 2:43, BU 9 - UT 0 |
| | 03:54 | UT | Q. Ewers 3 yd rush (B. Auburn kick) 7-75 3:00, BU 9 - UT 7 |
| | 01:35 | UT | B. Robinson 2 yd rush (B. Auburn kick) 3-29 1:20, BU 9 - UT 14 |
| 2nd | 07:54 | BU | J. Mayers 30 yd field goal 18-63 8:41, BU 12 - UT 14 |
| | 05:50 | UT | B. Auburn 38 yd field goal 6-55 0:32, BU 12 - UT 17 |
| | 00:40 | BU | B. Sims 14 yd pass from B. Shapen (J. Mayers kick) 5-45 0:32, BU 19 - UT 17 |
| 3rd | 02:21 | UT | R. Johnson 1 yd rush (B. Auburn kick) 10-78 3:19, BU 19 - UT 24 |
| 4th | 13:30 | BU | G. Hall 16 yd fumble return (H. Presley pass from B. Shapen) 0-0 0:00, BU 27 - UT 24 |
| | 08:25 | UT | B. Robinson 1 yd run (B. Auburn kick) 11-75 5:05, BU 27 - UT 31 |
| | 03:48 | UT | R. Johnson 11 yd run (B. Auburn kick) 6-42 2:40, BU 27 - UT 38 |

| | BU | UT |
|----------------------------|---------|---------|
| FIRST DOWNS | 18 | 22 |
| RUSHES-YARDS (NET) | 39-101 | 48-208 |
| PASSING YDS (NET) | 179 | 194 |
| Passes Comp-Att-Int | 18-36-1 | 12-16-0 |
| TOTAL OFFENSE PLAYS-YARDS | 75-280 | 64-402 |
| Fumble Returns-Yards | 1-16 | 0-0 |
| Punt Returns-Yards | 0-0 | 0-0 |
| Kickoff Returns-Yards | 2-34 | 1-18 |
| Interception Returns-Yards | 0-0 | 1-18 |
| Punts (Number-Avg) | 5-36.4 | 2-44.5 |
| Fumbles-Lost | 0-0 | 2-2 |
| Penalties-Yards | 1-2 | 5-19 |
| Possession Time | 33:24 | 26:36 |
| Third-Down Conversions | 5 of 18 | 4 of 9 |
| Fourth-Down Conversions | 4 of 5 | 0 of 0 |
| Red-Zone Scores-Chances | 2-2 | 6-7 |
| Sacks By: Number-Yards | 5-51 | 5-5 |

RUSHING: Baylor-Reese, Richard 15-54; Jones, Qualan 14-45; Williams, Craig 3-2; Shapen, Blake 7-0. Texas-Robinson, Bijan 29-179; Johnson, Roschon 13-77; Ewers, Quinn 6-(-48).

PASSING: Baylor-Shapen, Blake 18-36-1-179. Texas-Ewers, Quinn 12-16-0-194.

RECEIVING: Baylor-Jones, Qualan 6-18; Cameron, Josh 4-48; Baldwin, Monaray 3-35; Presley, Hal 2-15; Ellis, Jaylen 1-47; Sims, Ben 1-14; Johnson, Kelsey 1-2. Texas-Worthy, Xavier 7-62; Sanders, Ja'Tavion 2-65; Whittington, Jordan 2-48; Robinson, Keilan 1-19.

INTERCEPTIONS: Baylor-None. Texas-Ford, Jaylan 1-18.

FUMBLES: Baylor-None. Texas-Whittington, Jordan 1-1; Ewers, Quinn 1-1.

2022 BOX SCORES



GAME 13

Dec. 29, 2022 | San Antonio, Texas
Attendance: 62,730 | TV: ESPN

TEXAS 20/21/21 **20**

WASHINGTON 12/12/12 **27**

| Score by Quarters | 1 | 2 | 3 | 4 | OT | Score |
|-------------------|----|---|---|----|----|-------|
| Texas | 3 | 0 | 7 | 10 | - | 20 |
| Washington | 10 | 3 | 7 | 7 | - | 27 |

Scoring Summary

| Qtr | Time | Team | Summary |
|-----|-------|------|--|
| 1st | 11:44 | UW | P. Henry 46 yd field goal 4-1 0:56, UT 0- UW 3 |
| | 07:52 | UT | B. Auburn 30 yd field goal 10-78 3:46, UT 3- UW 3 |
| | 03:17 | UW | W. Taulapapa 42 yd run (P. Henry kick) 10-88 4:30, UT 3- UW 10 |
| 2nd | 00:00 | UW | P. Henry 23 yd field goal 16-74 4:50, UT 3- UW 13 |
| | 12:31 | UT | J. Brooks 34 yd pass from Q. Ewers (B. Auburn kick) 7-75 2:29, UT 10- UW 13 |
| 3rd | 06:44 | UW | T. Brooks 6 yd pass from M. Penix Jr. (P. Henry kick) 13-75 5:47, UT 10- UW 20 |
| | 13:08 | UW | J. McMillan 8 yd pass from M. Penix Jr. (P. Henry kick) 14-90 6:57, UT 10- UW 27 |
| 4th | 09:50 | UT | J. Brooks 3 yd run (B. Auburn kick) 11-74 3:11, UT 17- UW 27 |
| | 01:40 | UT | B. Auburn 26 yd field goal 10-55 2:41, UT 20- UW 27 |

| | UT | UW |
|----------------------------|---------|----------|
| FIRST DOWNS | 19 | 25 |
| RUSHES-YARDS (NET) | 18-51 | 28-158 |
| PASSING YDS (NET) | 369 | 287 |
| Passes Comp-Att-Int | 31-47-0 | 32-55-1 |
| TOTAL OFFENSE PLAYS-YARDS | 65-420 | 83-445 |
| Fumble Returns-Yards | 0-0 | 0-0 |
| Punt Returns-Yards | 1-0 | 1-0 |
| Kickoff Returns-Yards | 2-40 | 1-12 |
| Interception Returns-Yards | 1-20 | 0-0 |
| Punts (Number-Avg) | 7-36.4 | 7-41.0 |
| Fumbles-Lost | 1-0 | 0-0 |
| Penalties-Yards | 6-45 | 7-45 |
| Possession Time | 24:14 | 35:46 |
| Third-Down Conversions | 6 of 15 | 11 of 20 |
| Fourth-Down Conversions | 2 of 3 | 2 of 3 |
| Red-Zone Scores-Chances | 3-3 | 3-3 |
| Sacks By: Number-Yards | 0-0 | 2-12 |

RUSHING: Texas-Robinson, Keilan 8-27; Brooks, Jonathon 6-18; Ewers, Quinn 4-6. Washington-Taulapapa, Wayne 14-108; Newton, Ricahrd 11-44; Penix Jr., Michael 3-6.

PASSING: Texas-Ewers, Quinn 31-47-0-369. Washington-Penix Jr., Michael 32-54-1-287; TEAM 0-1-0-0.

RECEIVING: Texas-Worthy, Xavier 7-84; Robinson, Keilan 6-40; Whittington, Jordan 5-44; Sanders, Ja'Tavion 5-36; Cain, Casey 4-108; Brooks, Jonathon 2-37; Helm, Gunnar 1-19; Red, Savion 1-1. Washington-McMillan, Jalen 8-58; Odunze, Rome 5-57; Davis, Taj 4-32; Westover, Jack 4-32; Culp, Devin 4-29; Polk, Ja'Lynn 3-45; Taulapapa, Wayne 3-17; Moore, Quentin 1-17.

INTERCEPTIONS: Texas-Thompson, Jerrin 1-0. Washington-None.

FUMBLES: Texas-None. Washington-None