



TRUST. UNSELFISH. FAMILY. FINISH.

2023 SEASON



TEMPLE FOOTBALL

RECORD BOOK



2023 TEMPLE OWLS FOOTBALL SCHEDULE

Date	Time	Opponent (2022 results)	TV	Radio
Saturday, September 2	2:00pm	AKRON (2-10)	ESPN+	97.5 FM
Saturday, September 9	7:30pm	@ Rutgers (4-8)	BTN	97.5 FM
Saturday, September 16	2:00pm	NORFOLK STATE (2-9)	ESPN+	97.5 FM
Saturday, September 23	TBD	MIAMI (FLA.) (5-7)	TBD	97.5 FM
Thursday, September 28	7:30pm	* @ Tulsa (5-7)	ESPN	97.5 FM
Saturday, October 7	TBD	* UTSA (11-3) [HC]	TBD	97.5 FM
Saturday, October 14	TBD	* @ North Texas (7-7)	TBD	97.5 FM
Friday, October 20	7:00pm	* SMU (7-6)	ESPN2	97.5 FM
Saturday, October 28	TBD		BYE	
Saturday, November 4	TBD	* NAVY (4-8)	TBD	97.5 FM
Saturday, November 11	TBD	* @ South Florida (1-11)	TBD	97.5 FM
Saturday, November 18	TBD	* @ UAB (7-6)	TBD	97.5 FM
Fri./Sat., November 24/25	TBD	* MEMPHIS (7-6)	TBD	97.5 FM
Saturday, December 2	4:00pm	TBD [CCG]	ABC/ESPN	97.5 FM
TBD	TBD	Bowl Game	TBD	TBD

All times Eastern; All games broadcast on 97.5 FM The Fanatic

* = American Athletic Conference game; CCG = American Athletic Conference Championship

[HC] - Homecoming; [CA] - Cancer Awareness Game

TABLE OF CONTENTS

Temple Football	
Schedule	1
Quick Facts	1
Alphabetical Roster/Pronunciations	2-4
Career Stats	5-6
2022 Season in Review	
Team Stats	7-12
Participation	10
Honors	12
All-Time Lists	
Temple Captains	14
All-Time Lettermen	15-20
NFL Draft History	21
Owls in the Pros	21-25
All-Time Assistant Coaches	26
All-Time Opponents	27
Year-By-Year Results	28
All-Time Results	30-41
History	29-40
Records	
Team & Individual Records	44-45
Opponents Top Performances	46
Season, Career, Game	
and Year-by-Year Leaders	47-58
100-Yard Rushers	59-60
100-Yard Receivers	61
200-Yard Passers	62
Bowl History	
Participation	64
Records	65-66
Game Reviews	67-75
All-Time Honors	
Temple Hall of Fame	78-79
Honors & Awards	80-84
Senior Showcases	76
Facilities	
Football Facilities	86
Stadium Map/Directions	87
Stadium/Attendance Records	88
Conference & Opponents	
American Athletic Conference	90
Future Schedules	91
Opponent's Schedules	92
Conference Matchup History	93-95
Non-Conference Matchup History	96-107

CREDITS

The 2023 Temple University Football Media Guide was written and edited by Rich Burg and Eli Vaupen. Layout and design by Rich Burg. Cover design by Anthony Getz. Additional editing by Morgan Presley, Zach Strohecker, Ty Thornton, and Alex Waltz. Special thanks to the Temple University Office of University Relations. This book could not be published without the work of all previous Temple Sports Information Directors.

Photos by Zamani Feelings, Jesse Garber, Joseph V. Labolito, Betsy Manning, National Football League and its teams.

2023 LISTS

2022 Starters Returning - Offense (7)

QB E.J. Warner (10), RG Wisdom Quarshie (8), RB Edward Saydee (8), TE David Martin-Robinson (7), RT Victor Stoffel (7), LG Bryce Thoman (6), TE Jordan Smith (6)

2022 Starters Lost - Offense (4)

WR Jose Barbon (12), LT Isaac Moore (12), WR Adonias Sanders (8), C Adam Klein (7)

2022 Starters Returning - Defense (9)

OLB Layton Jordan (12), LB Jordan Magee (12), CB Jalen McMurray (12), SAF Alex Odom (12), DL Demerrick Morris (10), DL Jerquavion Mahone (9), OLB Muheem McCargo (9), CB Dominick Hill (6), LB Yvandy Rigby (5)

2022 Starters Lost - Defense (2)

DL Darian Varner (10), SAF Jalen Ware (7)

2022 Lettermen Returning - Specialists (2)

LS Andrew McIlquham, PK Camden Price

2022 Lettermen Returning (34)

Amad Anderson, Zac Barnes, Elijah Clark, Corey Cuascut-Palmer, James Della Pesca, Elijah Deravil, James Faminu, Dominick Hill, Jacob Hollins, Darvon Hubbard, Layton Jordan, Jordan Magee, Jerquavion Mahone, David Martin-Robinson, D'Wan Mathis, Muheem McCargo, Andrew McIlquham, Jalen McMurray, Demerrick Morris, Alex Odom, +Gage Panno, Camden Price, Wisdom Quarshie, Yvandy Rigby, Richard Rodriguez, Edward Saydee, Brenyen Scott, Jordan Smith, Ian Stewart, Victor Stoffel, Bryce Thoman, Lincine Turay, E.J. Warner, D.J. Woodbury + - did not letter in 2022 season but had previously lettered (3)

2022 Lettermen Lost (26)

Jose Barbon, Rory Bell, Trey Blair, Evan Boozer, +Dyshier Clary, Malik Cooper, +Kwesi Evans, Luke Foster, Ron Gaines, Xach Gill, Balansama Kamara, Adam Klein, Isaac Moore, Mackenzie Morgan, +Onasis Neely, +Jimto Obidegwu, +Keyshawn Paul, T.J. Pergine, Kadas Reams, Cameron Ruiz, Adonias Sanders, Jalen Satchell, +Jacob Sharpe, Darian Varner, Jalen Ware, Kobe Wilson, DaeSean Winston, Nate Wyatt

+ - did not letter in 2022 season but had previously lettered (3)

Graduates on 2023 Roster (4)

Layton Jordan, David Martin-Robinson, Camden Price, Lincine Turay

Transfer Portal In (15)

Diego Barajas (Laney College), Christian Bell (Hudson Valley CC), Diwon Black (Florida), Forrest Brock (Santa Monica CC), Tywan Francis (Colorado State), Alan Hays (Miami), Davon Hood (ETSU), K.J. Miles (Georgia Tech), Brylan Noonan (Wagner), Ben Osuke (Blinn JC), Chris Smith (Laney College), Chris Van Eeckeren (Purdue), Kamar Wilcoxson (Florida), E.J. Wilson (FIU), Dante Wright (Colorado State)

Transfer Portal Out (31)

Ali Barkley (Akron), Rory Bell (Cincinnati), Trey Blair (2), Noah Botsford (Valdosta State), JaySun Carroll (Delaware State), Dyshier Clary (Stony Brook), Iverson Clement (Bethune-Cookman), Jaden Coffen (Morgan State), Malik Cooper (2), Marcus Day (Indiana Pa.), Bryce Eimer (2), Kwesi Evans (2), DeVon Fox (Notre Dame College), Ron Gaines (Florida A&M), Magnus Geers (New Mexico), Balansama Kamara (2), Svyetser Mathis (FAMU), John Mitchem (2), Mathenge Mwangi (2), Onasis Neely (2), Jakari Norwood (2), Jimto Obidegwu (Kent State), Johnny Pergine (Robert Morris), Kadas Reams (2), Bobby Salla (FIU), Jalen Satchell (ODU), Jacoby Sharpe (Hampden), Mariano Valenti (2), Darian Varner (Wisconsin), Kobe Wilson (SMU), DaeSean Winston (Albany), Nate Wyatt (2)

QUICK FACTS

School	Temple University
Location	Philadelphia, Pa.
Founded	1884
Enrollment	35,000
Acting President	JoAnn Epps
School Website	www.Temple.edu
Nickname	Owls
School Colors	Cherry (201C) & W
School	Temple University
Athletics Website	www.OwlSports.com
VP/Director of Athletics	Arthur Johnson
Conference	American Athletic
Website	www.theAmerican.org

FOOTBALL INFORMATION

Stadium	Lincoln Financial Field
Surface	Natural grass
Capacity	69,596
First Season of Football	1894
All-Time Record	484-614-52
Bowl Appearances	Nine (Last - 2019 Military Bowl)
Conference Championships	One (2016)
Head Coach	Stan Drayton (Allegheny '92)
Career Record	3-9
Temple 2022 Record	3-9 overall
American Conference Record (finish)	1-7 (10th)
Offensive Alignment	Pro Style
Defensive Alignment	Multiple

COACHING STAFF

Stan Drayton	Head Coach
Danny Langsdorf	Offensive Coordinator/QBs
Adam Scheier	Special Teams Coordinator/TEs
Everett Withers	Defensive Coordinator/OLBs
Dominique Bowman	Cornerbacks
Marvin Cleidor	Safeties/Pass Game Coord.
Tyree Foreman	Running Backs
Larry Knight	Defensive Line
Chris Wiesehan	Offensive Line/Run Game Coord.
Jafar Williams	Wide Receivers/Pass Game Coord.
Chris Woods	Inside Linebackers
Beau Walker	Offensive Analyst
Jordan Hopkins	Defensive Analyst
Keith Bruno	Special Teams Analyst
Dwayne Aaron	Graduate Assistant - Offense
Austan Davis	Graduate Assistant - Offense
Steve Honick	Graduate Assistant - Defense
	Graduate Assistant - Defense
Nadia Harvin	Exec. Asst. to HFC

Academics

Jenn Lacey	Director of Academics
Shahbaz Ahmed	Academic Advisor

Athletic Trainers

Zac White	Head Athletic Trainer
Bailee Bobert	Assistant Athletic Trainer
Matt Calcagno	Assistant Athletic Trainer
William Kerr	Assistant Athletic Trainer

Compliance

Kristy Bannon	Executive Senior Associate AD
	of Compliance & Student-Athlete Affairs

Communications

Rich Burg	Asst. AD - Football Communications
Davis Carbaugh	Communications Assistant

Equipment

	Head Equipment Manager
Kyle Smith	Assistant Equipment Manager

Operations

Marcus Berry	Chief of Staff
Tory Teykl	Director of Football Operations
Arkeem Byrd	Director of Player Development
Bruce Johnson	Asst. Dir. of Football Operations

Recruiting

Andrew Liacopoulos	Director of Player Personnel
Zach Gold	Director of Scouting
Maya Howard	Dir. of On-Campus Recruiting

Strength & Conditioning

Chris Fenelon	Head Strength & Conditioning
Andrew Brooks	Asst. Strength & Conditioning
Bill Bailey	Asst. Strength & Conditioning
C.J. McFarland	Asst. Strength & Conditioning

Video

Joshua Phillips	Video Coordinator
Keith McCall	Video Assistant

TEMPLE OWLS ALPHABETICAL ROSTER

No	Name	Pos	Ht	Wt	Elig	Ltr	Hometown / High School / Last School
17	John Adams	WR	6-2	185	r-So	-	Deptford, NJ / Deptford
45	Aaron Anderson	CB	5-11	180	r-So	-	Washington, DC / McKinley Tech
15	Amad Anderson Jr	WR	5-11	165	r-Sr	2L	Staten Island, NY / Curtis / Purdue
44	Joseph Appiah Darkwa	DL	6-5	295	r-Jr	-	North Rhine-Westphalia, Germany / Don Bosco Gym. / Penn State
91	Dante Atton	P	6-0	195	Fr	-	Melbourne, Australia / ProKick Australia
96	Gensley Auguste	DL	6-5	280	Fr	-	West Orange, NJ / West Orange
80	Zae Baines	WR	6-2	175	r-So	1L	Roanoke, VA / North Cross School
77	Diego Barajas	OL	6-6	300	Jr	-	Alameda, CA / Alameda / Laney College
38	Kaleb Barnett	CB	5-11	175	Fr	-	Nassau, Bahamas / Miami Jackson
49	Christian Bell	CB	6-0	185	Jr	-	Allentown, PA/Notre Dame/Hudson Valley CC
43	Liam Besecker	TE	6-3	250	r-So	-	Lancaster, PA / Lancaster Catholic
34	Diwun Black	OLB	6-3	230	r-Jr	-	Forest, MS / Osceola / Florida
11	Forrest Brock	QB	6-3	190	Jr	-	Topanga, CA / Birmingham / Santa Monica CC
20	Elijah Clark	CB	6-3	195	r-Sr	4L	Sayreville, NJ / Sayreville
95	Reese Clark	TE	6-4	220	r-Fr	-	Philadelphia, PA / St. Joe's Prep
88	Peter Clarke	TE	6-6	250	Fr	-	London, England / NFL Academy
53	Zymir Cobbs	DL	6-2	240	r-Sr	-	Philadelphia, PA / Imhotep / Penn State
89	Zyheem Coleman-Frazier	WR	6-0	165	Fr	-	Sicklerville, NJ / Timber Creek
35	Elias Collins	WR	5-9	170	r-Fr	-	Swedesboro, NJ / Kingsway
32	Corey Cuascut-Palmer	CB	6-0	175	r-So	1L	Camden, NJ / Camden
83	Richard Dandridge	WR	5-11	165	Fr	-	Homestead, FL / Homestead Senior
87	James Della Pesca	TE	6-3	250	Jr	3L	River Vale, NJ / Pascack Valley
27	Elijah Deravil	SAF	6-1	200	r-Jr	1L	Miami, FL / North Miami / Garden City CC
71	Jermaine Donaldson	OL	6-4	300	Fr	-	Voorhees, NJ / Eastern Regional
14	Tyler Douglas	QB	6-2	195	Fr	-	Oakhurst, NJ / Ocean Township
51	Brandon Enarusai	OLB	6-3	235	Fr	-	Burlington, NJ / George School
45	Preston Everhart	WR	5-10	170	Fr	-	Dublin, OH / The Sun School
50	Jon Fagley	OL	6-3	300	r-So	-	Philadelphia, PA / Neumann-Goretti
62	James Faminu	OL	6-6	305	r-So	1L	London, England / London Acad. / Houston
19	Tywan Francis	SAF	5-11	195	r-Sr	-	Slidell, LA / Landry Walker / Colorado State
50	Hugo Gil	DL	6-2	305	Fr	-	Manchester, NH / Cheshire Academy
93	Kendell Gordon	TE	6-4	240	Fr	-	Burlington, NJ / George School
90	Conlan Greene	DL	6-4	265	Fr	-	Irwin, PA / Penn Trafford
92	Zamar Grove	DL	6-5	230	r-Fr	-	Irvington, NJ / Irvington
57	London Hall	LB	6-2	220	r-Fr	-	Clearwater, FL / Clearwater Central Catholic
98	Carl Hardin	K	5-9	165	Fr	-	Raleigh, NC / Broughton
43	Daiyaan Hawkins	CB	6-1	185	r-So	-	West Philadelphia, PA / The Haverford School
97	Allan Haye	DL	6-2	305	r-So	-	Margate, FL / Chaminade-Madonna / Miami
21	Dominick Hill	CB	6-0	200	Jr	1L	Orlando, FL / Jones / South Carolina
12	Jacob Hollins	LB	6-1	220	r-Sr	1L	Fresno, CA / Central / Garden City CC
41	Davion Hood	DL	6-2	230	r-So	-	Kennesaw, GA / Langston Hughes / ETSU
28	Darvon Hubbard	RB	6-0	205	r-So	1L	Akron, OH / Willow Canyon / Texas A&M
86	Xavier Irvin	WR	5-10	180	Fr	-	Miami, FL / Booker T. Washington
	Kian Johnson	WR	5-8	160	Fr	-	Loxahatchee, FL / Inlet Grove
95	Reggie Jones	LB	6-2	210	Fr	-	Leesburg, VA / DeMatha Catholic
13	Layton Jordan	OLB	6-2	220	Gr	4L	McKeesport, PA / McKeesport
46	Shekuna Kamara	WR	6-0	180	r-Jr	-	Somerset, NJ / Franklin
19	Patrick Keller	QB	6-4	210	Fr	-	Abington, PA / Central Bucks East
52	Eric King	OL	6-3	300	Fr	-	Jersey City, NJ / Saint Peter's Prep
37	David Kpeglo	LB	6-3	225	Fr	-	Philadelphia, PA / Neumann Goretti
47	Bryce Lambeth	CB	6-2	180	r-Fr	-	South Lyon, MI / South Lyon East
6	Jordan Magee	LB	6-3	225	r-Jr	3L	Dover, DE / Dover
17	Jerquavion Mahone	DL	6-4	290	r-Sr	2L	Jordan City, GA / Manchester / Kentucky
48	Sam Martin Jr	SAF	5-11	180	r-Fr	-	Staten Island, NY / Curtis
82	David Martin-Robinson	TE	6-4	255	Gr	4L	Landisville, PA / Hempfield
12	D'Wan Mathis	WR	6-6	210	r-Jr	2L	Oak Park, MI / Oak Park / Georgia
18	Muheem McCargo	SAF	5-10	205	Jr	3L	Camden, NJ / Woodrow Wilson

No	Name	Pos	Ht	Wt	Elig	Ltr	Hometown / High School / Last School
36	Andrew McIlquham	LS	6-2	210	r-So	1L	Groton, CT / Fitch / IMG Academy / TCU
7	Jalen McMurray	CB	6-0	175	r-So	1L	Upper Marlboro, MD / Gonzaga College HS
98	K.J. Miles	DL	6-4	280	r-Fr	-	Orange, NJ / St. Peter's Prep / Georgia Tech
54	Jordan Montgomery	OLB	6-2	220	Fr	-	Philadelphia, PA / Roman Catholic
99	Demerick Morris	DL	6-3	295	Jr	2L	Chicago, IL / Phillips Academy
81	Landon Morris	TE	6-5	230	r-So	-	Indianapolis, IN / Nazareth Academy / Utah
49	Brylan Noonan	LS	6-0	180	Jr	-	Clifton, VA / Robinson / Wagner
25	Alex Odum	SAF	6-0	205	Jr	3L	Swedesboro, NJ / Kingsway
24	Ben Osueke	CB	6-1	180	Jr	-	Richmond, TX / Foster / Blinn JC
16	Quincy Patterson	QB	6-3	235	r-Sr	-	Chicago, IL / Solorio Academy / NDSU
55	Jacob Porter	OLB	6-3	205	r-Fr	-	Bradfordwoods, PA / North Allegheny
85	Zyil Powell	SAF	6-1	185	Fr	-	Newark, NJ / Paramus Catholic
35	Camden Price	K	6-1	175	Gr	1L	Severn, MD / Archbishop Spalding / Miami
54	Jackson Pruitt	OL	6-5	305	r-Fr	-	Detroit, MI / Cass Tech
79	Wisdom Quarshie	OL	6-3	305	r-Jr	3L	Sicklerville, NJ / St. Joseph (Hammonton)
31	Yvandy Rigby	LB	6-2	225	r-Jr	2L	Egg Harbor Twp, NJ/Egg Harbor Twp/Milford Acad.
76	Richard Rodriguez	OL	6-5	295	r-Sr	2L	Spencer, IA / Spencer / Iowa Central CC
22	Qwentin Rose	RB	5-9	195	r-So	-	Edison, NJ / Edison Township
52	Antwone Santiago	OLB	6-3	205	r-Fr	-	Meriden, CT / Platt
23	Edward Saydee	RB	5-11	215	r-Jr	3L	Philadelphia, PA / William Penn Charter
14	Brenyen Scott	SAF	6-1	200	Jr	1L	Largo, FL / Pinellas Park / Coffeyville (KS) CC
28	Calian Scott	CB	5-10	165	r-Fr	-	Olney, MD / Our Lady of Good Counsel
70	Melvin Siani	OL	6-6	275	Fr	-	Ontario, Canada / Wyoming Seminary
66	Chris Smith	OL	6-2	280	Jr	-	Denver, CO / Wheat Ridge / Laney
24	Joquez Smith	RB	5-8	190	Fr	-	Tampa, FL / Jesuit
84	Jordan Smith	TE	6-5	230	r-Sr	4L	Ft. Lauderdale, FL / Western
	Ihsim Smith-Marsette	SAF	5-11	170	Fr	-	Newark, NJ / Weequeah
68	Kevin Smithwick	OL	6-3	280	r-Fr	-	Massapequa, NY / Massapequa
18	Ian Stewart	WR	6-3	210	r-So	1L	Woodhaven, MI / O.A. Carlson / Michigan St.
78	Victor Stoffel	OL	6-8	300	r-Jr	2L	Stockholm, Sweden / Kungstens Gymnasiet
46	Darrell Sweeting	CB	5-10	175	Fr	-	North Palm Beach, FL / The Benjamin School
56	Kevin Terry	OL	6-5	270	Fr	-	Palm Harbor, FL / Clearwater Central Catholic
72	Bryce Thoman	OL	6-4	295	Jr	2L	Harrisburg, PA / Central Dauphin
30	Tra Thomas	OLB	6-4	215	r-So	-	Millersville, MD / Independence CC
55	Chevez Trask	OL	6-4	282	r-So	-	Chicago, IL / Evans
58	Lancine Turay	DL	6-6	250	Gr	1L	Newark, NJ / Irvington / UNC
33	Chris Van Eekeren	K	5-11	195	r-Jr	-	Chesterton, IN / Chesterton / Purdue
13	E.J. Warner	QB	6-0	190	So	1L	Phoenix, AZ / Brophy College Prep
75	Luke Watson	OL	6-5	275	Fr	-	Willow Grove, PA / Saint Mark's
94	Tyrese Whitaker	DL	6-2	230	Fr	-	Philadelphia, PA / Northeast
29	Kamar Wilcoxson	SAF	6-1	200	r-So	-	Lithonia, GA / IMG Academy / Florida
37	Kyle Williams	RB	6-0	185	Fr	-	Harrisburg, PA / Harrisburg
60	Ryan Williams	OL	6-2	280	r-So	-	Towson, MD / Calvert Hall College HS
40	Shamar Williams	SAF	6-1	170	Fr	-	Toms River, NJ / Long Branch
21	E.J. Wilson	RB	6-0	210	Jr	-	Ruskin, FL / Armwood / FIU
11	D.J. Woodbury	LB	6-2	235	Jr	2L	Burlington City, NJ / Burlington City
10	Dante Wright	WR	5-9	180	r-Jr	-	Navarre, FL / Navaree / Colorado State
39	Corey Yeoman	LB	6-3	225	r-Fr	-	Atlantic City, NJ / Clearwater Academy

PRO-NUN-SEE-AY-SHUNS

Coaches
Adam Scheier.....SHY-er

Players
Amad Anderson Jr.....ah-mod
Joseph Appiah Darkwa.....a-pee-ah dark-wa
Zae Baines.....ZAY
Diego Barajas.....bar-ah-haas
Liam Besecker.....BEH-sec-ker
Diwun Black.....de-waan
Zymir Cobbs.....zye-meer
Corey Cuascut-Palmer.....cause-cut
James Faminu.....FAM-in-naw

Daiyaan Hawkins.....day-on
Darvon Hubbard.....dar-vonn
Kian Johnson.....
Shekuna Kamara.....shek-un-ah kam-ah-rah
David Kpeglo.....peg-low
D'Wan Mathis.....de-waann
Andrew McIlquham.....mack-el-whom
Demerick Morris.....de-MER-ick
Ben Osueke.....oh-zoo-kay
Zyil Powell.....
Wisdom Quarshie.....KWAR-shee
Yvandy Rigby.....EE-van-dee
Calian Scott.....kay-lee-an

Victor Soffel.....STOW-fel
Ihsim Smith-Marsette.....
Joquez Smith.....
Bryce Thoman.....thoh-man
Chevez Trask.....chev-vee
Lancine Turay.....lah-SIN-eh tuh-ray
Corey Yeoman.....yo-men

HOW THE 2022 TEMPLE OWLS WERE BUILT

<u>YEAR</u>	<u>RECRUIT (53)</u>	<u>TRANSFER PORTAL (30)</u>	<u>WALK-ON (22)</u>
2018 (Summer)	Elijah Clark Layton Jordan David Martin-Robinson Jordan Smith		
2019 (Winter)	Yvandy Rigby Victor Stoffel		
2019 (Summer)	Jermaine Donaldson Jordan Magee Wisdom Quarshie Edward Saydee		
2020 (Summer)	Zae Baines James Della Pesca Daiyaan Hawkins Muheem McCargo Demerick Morris Alex Odom Bryce Thoman Chevez Trask D.J. Woodbury		
2021 (Winter)		Amad Anderson (Big10) D'Wan Mathis (SEC) Lancine Turay (ACC)	
2021 (Summer)	Corey Cuascut-Palmer Jalen McMurray	Jerquavion Mahone (SEC) Richard Rodriguez (JUCO)	John Adams Liam Besecker Jon Fagley Qwentin Rose Ryan Williams
2022 (Winter)	Sam Martin Corey Yeoman	Dominick Hill (SEC) Jacob Hollins (JUCO) Darvon Hubbard (SEC)	Shekuna Kamara Andrew McIlquham
2022 (Summer)	Reese Clark Zamar Grove London Hall Jacob Porter Jackson Pruitt Antwone Santiago E.J. Warner	Joseph Appiah Darkwa (Big10) Elijah Deravil (JUCO) James Faminu (AAC) Quincy Patterson (FCS) Camden Price (ACC) Brenyen Scott (JUCO) Ian Stewart (Big10) Tra Thomas (JUCO)	Zymir Cobbs Elias Collins Bryce Lambeth Calian Scott Kevin Smithwick
2023 (Winter)	Dante Atton Kaleb Barnett Peter Clarke Tyler Douglas Preston Everhart Melvin Siani Kyle Williams	Diego Barajas (JUCO) Diwun Black (SEC) Tywan Francis (MW) Allan Haye (ACC) Landon Morris (Pac12) Ben Osueke (JUCO) Chris Van Eekeren (Big10) Kamar Wilcoxson (SEC) E.J. Wilson (C-USA) Dante Wright (MW)	Aaron Anderson Hugo Gil Brylan Noonan
2023 (Summer)	Gensley Auguste Zyheem Coleman-Frazier Richard Dandridge Conlan Greene Xavier Irvin Kian Johnson Eric King Jordan Montgomery Zyil Powell Joquez Smith Ihsim Smith-Marsette Darrell Sweeting Kevin Terry Luke Watson Tyrese Whitaker	Christian Bell (JUCO) Forrest Brock (JUCO) Davion Hood K.J. Miles (ACC) Chris Smith (JUCO)	Brandon Enarusai Kendall Gordon Carl Hardin Reggie Jones David Kpeglo Patrick Keller Shamar Williams

^ - have since been awarded scholarships

NUMERICAL ROSTER

No	Name	Pos	No	Name	Pos
6	Jordan Magee	LB	49	Brylan Noonan	LS
7	Jalen McMurray	CB	50	Jon Fagley	OL
10	Dante Wright	WR	50	Hugo Gil	DL
11	Forrest Brock	QB	51	Brandon Enarusai	OLB
11	D.J. Woodbury	LB	52	Eric King	OL
12	D'Wan Mathis	WR	52	Antwone Santiago	OLB
12	Jacob Hollins	LB	53	Zymir Cobbs	DL
13	E.J. Warner	QB	54	Jackson Pruitt	OL
13	Layton Jordan	OLB	54	Jordan Montgomery	OLB
14	Tyler Douglas	QB	55	Chevez Trask	OL
14	Brenyen Scott	SAF	55	Jacob Porter	OLB
15	Amad Anderson Jr.	WR	56	Kevin Terry	OL
16	Quincy Patterson	QB	57	London Hall	LB
17	John Adams	WR	58	Lancine Turay	DL
17	Jerquavion Mahone	DL	60	Ryan Williams	OL
18	Ian Stewart	WR	62	James Faminu	OL
18	Muheem McCargo	SAF	66	Chris Smith	OL
19	Patrick Keller	QB	68	Kevin Smithwick	OL
19	Tywan Francis	SAF	70	Melvin Siani	OL
20	Elijah Clark	CB	71	Jermaine Donaldson	OL
21	E.J. Wilson	RB	72	Bryce Thoman	OL
21	Dominick Hill	CB	75	Luke Watson	OL
22	Qwentin Rose	RB	76	Richard Rodriguez	OL
23	Edward Saydee	RB	77	Diego Barajas	OL
24	Joquez Smith	RB	78	Victor Stoffel	OL
24	Ben Osueke	CB	79	Wisdom Quarshie	OL
25	Alex Odom	SAF	80	Zae Baines	WR
27	Elijah Deravil	SAF	81	Landon Morris	TE
28	Darvon Hubbard	RB	82	David Martin-Robinson	TE
28	Calian Scott	CB	83	Richard Dandridge	WR
29	Kamar Wilcoxson	SAF	84	Jordan Smith	TE
30	Tra Thomas	OLB	85	Zyil Powell	SAF
31	Yvandy Rigby	LB	86	Xavier Irvin	WR
32	C.Cuascut-Palmer	CB	87	James Della Pesca	TE
33	Chris Van Eekeren	K	88	Peter Clarke	TE
34	Diwun Black	OLB	89	Z.Coleman-Frazier	WR
35	Elias Collins	WR	90	Conlan Greene	DL
35	Camden Price	K	91	Dante Atton	P
36	Andrew McIlquham	LS	92	Zamar Grove	DL
37	Kyle Williams	RB	93	Kendell Gordon	TE
37	David Kpeglo	LB	94	Tyrese Whitaker	DL
38	Kaleb Barnett	CB	95	Reese Clark	TE
39	Corey Yeoman	LB	95	Reggie Jones	LB
40	Shamar Williams	SAF	96	Gensley Auguste	DL
41	Davion Hood	DL	97	Allan Haye	DL
43	Liam Besecker	TE	98	K.J. Miles	DL
43	Daiyaan Hawkins	CB	98	Carl Hardin	K
44	J.Appiah Darkwa	DL	99	Demerick Morris	DL
45	Preston Everhart	WR			
45	Aaron Anderson	CB		Kian Johnson	WR
46	Shekuna Kamara	WR		Ihsim Smith-Marsette	SAF
46	Darrell Sweeting	CB			
47	Bryce Lambeth	CB			
48	Sam Martin Jr.	SAF			
49	Christian Bell	CB			

ROSTER BY CLASS

Graduates (4)	RS-Sophs. (20)	Freshmen (30)
Layton Jordan	John Adams	Dante Atton
Camden Price	Aaron Anderson	Gensley Auguste
D.Martin-Robinson	Zae Baines	Kaleb Barnett
Lancine Turay	Liam Besecker	Peter Clarke
	C.Cuascut-Palmer	Z.Coleman-Frazier
	Jon Fagley	Richard Dandridge
RS-Seniors (9)	James Faminu	Tyler Douglas
Amad Anderson	Daiyaan Hawkins	Brandon Enarusai
Elijah Clark	Allan Haye	Preston Everhart
Zymir Cobbs	Davion Hood	Hugo Gil
Tywan Francis	Darvon Hubbard	Kendell Gordon
Jacob Hollins	Andrew McIlquham	Conlan Greene
Jerquavion Mahone	Jalen McMurray	Carl Hardin
Quincy Patterson	Landon Morris	Xavier Irvin
Richard Rodriguez	Qwentin Rose	Kian Johnson
Jordan Smith	Ian Stewart	Reggie Jones
	Tra Thomas	Eric King
	Chevez Trask	David Kpeglo
RS-Juniors (13)	Kamar Wilcoxson	Patrick Keller
Diwun Black	Ryan Williams	Jordan Montgomery
J.Appiah Darkwa		Zyil Powell
Elijah Deravil	Sophomores (1)	Melvin Siani
J.Donaldson	E.J. Warner	Joquez Smith
Shekuna Kamara		I.Smith-Marsette
Jordan Magee	RS-Freshmen (13)	Darrell Sweeting
D'Wan Mathis	Reese Clark	Kevin Terry
Wisdom Quarshie	Elias Collins	Luke Watson
Yvandy Rigby	Zamar Grove	Tyrese Whitaker
Edward Saydee	London Hall	Kyle Williams
Victor Stoffel	Bryce Lambeth	Shamar Williams
Chris Van Eekeren	Sam Martin	
Dante Wright	K.J. Miles	
	Jacob Porter	
Juniors (15)	Christian Bell	
Diego Barajas	Forrest Brock	
Christian Bell	James Della Pesca	
Calian Scott	Dominick Hill	
Antwone Santiago	Muheem McCargo	
Kevin Smithwick	Demerick Morris	
Corey Yeoman	Brylan Noonan	
	Alex Odom	
	Ben Osueke	
	Brenyen Scott	
	Chris Smith	
	Bryce Thoman	
	E.J. Wilson	
	D.J. Woodbury	

GEOGRAPHICAL ROSTER

Australia (1)	Illinois (3)	Wisdom Quarshie
Dante Atton	Demerick Morris	Yvandy Rigby
	Quincy Patterson	Qwentin Rose
Bahamas (1)	Chevez Trask	I.Smith-Marsette
Kaleb Barnett		Lancine Turay
	Indiana (2)	Shamar Williams
Canada (1)	Landon Morris	D.J. Woodbury
Melvin Siani	C.Van Eekeren	Corey Yeoman
	Iowa (1)	N. Carolina (1)
England (2)	Richard Rodriguez	Carl Hardin
Peter Clarke		
James Faminu	Louisiana (1)	Ohio (2)
	Tywan Francis	Preston Everhart
Germany (1)		Darvon Hubbard
J.Appiah Darkwa	Maryland (5)	Pennsylvania (18)
	Jalen McMurray	Christian Bell
Sweden (1)	Camden Price	Liam Besecker
Victor Stoffel	Calian Scott	Reese Clark
	Tra Thomas	Zymir Cobbs
Arizona (1)	Ryan Williams	Jon Fagley
E.J. Warner	Michigan (4)	Conlan Greene
	Bryce Lambeth	Daiyaan Hawkins
California (3)	Forrest Brock	Layton Jordan
Diego Barajas	Jackson Pruitt	Patrick Keller
Forrest Brock	Ian Stewart	David Kpeglo
Jacob Hollins		D.Martin-Robinson
Colorado (1)	Mississippi (1)	Jordan Montgomery
Chris Smith	Diwun Black	Jacob Porter
	New York (3)	Edward Saydee
Connecticut (2)	Amad Anderson	Bryce Thoman
Andrew McIlquham	Sam Martin	Luke Watson
Antwone Santiago	Kevin Smithwick	Tyrese Whitaker
	New Hampshire (1)	Kyle Williams
Delaware (1)	Hugo Gil	(players in cherry are from Philadelphia)
Jordan Magee		Texas (1)
Florida (14)	New Jersey (26)	Ben Osueke
Richard Dandridge	John Adams	
Elijah Deravil	Gensley Auguste	Virginia (3)
London Hall	Elijah Clark	Zae Baines
Allan Haye	Elias Collins	Reggie Jones
Dominick Hill	Z.Coleman-Frazier	Brylan Noonan
Xavier Irvin	C.Cuascut-Palmer	
Kian Johnson	James Della Pesca	Washington, DC (1)
Brenyen Scott	J.Donaldson	Aaron Anderson
Joquez Smith	Tyler Douglas	
Jordan Smith	Brandon Enarusai	
Darrell Sweeting	Kendell Gordon	
Kevin Terry	Zamar Grove	
E.J. Wilson	Shekuna Kamara	
Dante Wright	Eric King	
	Muheem McCargo	
Georgia (3)	K.J. Miles	
Davion Hood	Alex Odom	
Jerquavion Mahone	Zyil Powell	
Kamar Wilcoxson		

NAME GAME

Bryce (2)	David (2)	Elijah/Elias (4)	James (2)	Richard (2)
Lambeth	Kpeglo	Elijah Clark	Della Pesca	Dandridge
Thoman	Martin-Robinson	Elias Collins	Faminu	Rodriguez
		Elijah Deravil	Jon/John (2)	
Chris (3)	D'Wan/Diwun (2)	Elijah Warner	John Adams	
Christian Bell	D'Wan Mathis		Jon Fagley	
Chris Smith	Diwun Black	Jacob (2)	Jordan (2)	
Chris Van Eekeren		Hollins	Montgomery	
	E.J. (2)	Porter	Smith	
Corey (2)	Warner			
Cuascut-Palmer	Wilson			
Yeoman				

SCHOOL PRIDE

<i>These players attended the same school before coming to Temple:</i>	PREP SCHOOL
	NFL Academy
	Peter Clarke
	James Faminu
	St. Peter's Prep
	Eric King
	E.J. Miles
HIGH SCHOOLS	JUCO
Clearwater	Garden City
Central Catholic	Elijah Deravil
London Hall	Jacob Hollins
Kevin Terry	
Curtis	Iowa Central
Amad Anderson	R.Rodriguez
Sam Martin	George Sims
George School	Laney
Brandon Enarusai	Diego Barajas
Kendell Gordon	Chris Smith
Irvington	COLLEGE
Zamar Grove	Colorado State
Lancine Turay	Tywan Francis
	Dante Wright
	Florida
	Diwan Black
	Kamar Wilcoxson
	Penn State
	J.Appiah Darkwa
	Zymir Cobbs

LETTERWINNERS

Four-Time (4)	Two-Time (9)	One-Time (14)	
Elijah Clark	Amad Anderson Jr.	Zae Baines	Camden Price
Layton Jordan	Jerquavion Mahone	C.Cuascut-Palmer	Brenyan Scott
D.Martin-Robinson	D'Wan Mathis	Elijah Deravil	Ian Stewart
Jordan Smith	Demerick Morris	James Faminu	Lancine Turay
	Yvandy Rigby	Dominick Hill	E.J. Warner
Three-Time (6)	Richard Rodriguez	Jacob Hollins	
James Della Pesca	Victor Stoffel	Darvon Hubbard	
Jordan Magee	Bryce Thoman	Andrew McIlquham	
Muheem McCargo	D.J. Woodbury	Jalen McMurray	
Alex Odom			
Wisdom Quarshie			
Edward Saydee			



CAREER STATISTICS



RUSHING	GP	Att	Gain	Ls	Net	Avg	TD	Lg	Avg/G
Edward Saydee	34	258	1118	80	1038	4.0	9	75	30.5
E.J. Wilson	28	126	567	41	526	4.2	2	23	18.8
Quincy Patterson	33	215	462	109	353	1.6	12	53	10.7
Dante Wright	26	29	262	17	245	8.4	2	64	9.4
Darvon Hubbard	13	55	222	12	210	3.8	2	21	16.2
D'Wan Mathis	20	78	276	169	107	1.4	1	39	5.4
Forrest Brock	10	83			37	0.4	3	20	3.7
Zae Baines	14	4	22	3	19	4.8	0	19	1.4
Jordan Smith	40	1	18	0	18	18.0	0	18	0.5
David Martin-Robinson	35	1	13	0	13	13.0	0	13	0.4
Amad Anderson Jr.	39	6	20	25	-5	-0.8	0	11	-0.1
Ian Stewart	12	1	0	13	-13	-13.0	0	0	-1.1
E.J. Warner	11	16	14	64	-50	-3.1	0	5	-4.5

PASSING	G	Eff	C-A-I	Pct	Yds	TD	Lg	Avg/G
E.J. Warner	11	125.9	268-443-12	60.5	3028	18	78	275.3
Forrest Brock	10	126.4	194-316-8	61.4	2006	16	60	200.6
D'Wan Mathis	20	106.7	142-255-7	55.7	1439	7	70	72.0
Quincy Patterson	33	127.9	83-164-5	55.3	1236	10	85	37.5
Amad Anderson Jr.	39	-200.0	0-1-1	0.0	0	0	0	0.0

RECEIVING	G	No.	Yds	Avg	TD	Lg	Avg/G
Dante Wright	26	121	1676	13.9	7	75	64.5
Amad Anderson Jr.	39	98	1124	11.5	9	54	28.8
David Martin-Robinson	35	54	640	11.9	2	35	18.3
Jordan Smith	40	43	532	12.4	4	47	13.3
Edward Saydee	34	50	397	7.9	0	61	11.7
Zae Baines	14	18	218	12.1	2	35	15.6
E.J. Wilson	28	27	168	6.2	1	69	6.0
Ian Stewart	12	8	84	10.5	2	15	7.0
D'Wan Mathis	20	6	44	7.3	0	19	2.2
Darvon Hubbard	13	9	37	4.1	0	10	2.8
James Della Pesca	28	3	17	5.7	0	10	0.6
Corey Cuascut-Palmer	12	1	0	0.0	0	0	0.0

INTERCEPTIONS	No.	Yds	Avg	TD	Long
Layton Jordan	2	76	38.0	2	41
Elijah Deravil	2	32	16.0	0	
Alex Odom	2	21	10.5	0	21
Brenyen Scott	2	10	5.0	0	10
Jordan Magee	1	45	45.0	0	45
Muheem McCargo	1	35	35.0	0	35
Tra Thomas	1	15	15.0	0	15
Jalen McMurray	1	4	4.0	0	4
Elijah Clarke	1	0	0.0	0	0

FUMBLE RETURNS	No.	Yds	Avg	TD	Long
Jalen McMurray	1	11	11.0	0	11
Layton Jordan	1	0	0.0	1	0
Jacob Hollins	1	0	0.0	0	0
Jordan Magee	1	0	0.0	0	0

PUNT RETURNS	No.	Yds	Avg	TD	Long
Amad Anderson Jr.	16	86	5.4	0	35
Dante Wright	3	5	1.7	0	5
Zae Baines	1	0	0.0	0	0

KICK RETURNS	No.	Yds	Avg	TD	Long
Sam Martin	8	189	23.6	0	33
E.J. Wilson	17	392	23.1	1	100
Amad Anderson Jr.	19	371	19.5	0	45
Corey Cuascut-Palmer	14	226	16.1	0	25
Darvon Hubbard	1	11	11.0	0	11
Dante Wright	32	217	6.8	0	27
Alex Odom	1	0	0.0	0	0

ALL PURPOSE	G	Rush	Rec	PR	KOR	IR	FR	Tot	Avg/G
Dante Wright	26	245	1676	5	217	0	0	2143	82.4
Amad Anderson Jr.	39	-5	1124	86	371	0	0	1576	40.4
Edward Saydee	34	1038	397	0	0	0	0	1435	42.2
E.J. Wilson	28	526	168	0	392	0	0	1086	38.8
David Martin-Robinson	35	13	640	0	0	0	0	653	18.7
Quincy Patterson	33	353	0	0	0	0	0	353	10.7
Jordan Smith	40	18	532	0	0	0	0	550	13.8
Darvon Hubbard	13	210	37	0	11	0	0	258	19.8
Zae Baines	14	19	218	0	0	0	0	237	16.9
Corey Cuascut-Palmer	12	0	0	0	226	0	0	226	18.8
D'Wan Mathis	20	150	44	0	0	0	0	194	9.7
Sam Martin	4	0	0	0	189	0	0	189	47.3
Layton Jordan	42	0	0	0	0	76	0	76	1.8
Ian Stewart	12	-13	84	0	0	0	0	71	5.9
Jordan Magee	33	0	0	0	0	45	0	45	1.4
Forrest Brock	10	37	0	0	0	0	0	37	3.7
Muheem McCargo	29	0	0	0	0	35	0	35	1.2
James Della Pesca	28	6	17	0	0	0	0	23	0.8
Alex Odom	30	0	0	0	0	21	0	21	0.7
Jalen McMurray	16	0	0	0	0	4	11	15	0.9
E.J. Warner	11	-50	0	0	0	0	0	-50	-4.5

TOTAL OFFENSE	G	Plays	Rush	Pass	Total	Avg/G
E.J. Warner	11	459	-50	3028	2978	270.7
Forrest Brock	10		37	2006	2043	204.3
D'Wan Mathis	20	333	107	1439	1546	77.3
Quincy Patterson	33	379	274	1236	1510	45.8
Edward Saydee	34	258	1038	0	1038	30.5
E.J. Wilson	28	126	526	0	526	18.8
Dante Wright	26	29	245	0	245	9.4
Darvon Hubbard	13	55	210	0	210	16.2
Zae Baines	14	4	19	0	19	1.4
Jordan Smith	40	1	18	0	18	0.5
David Martin-Robinson	35	1	13	0	13	0.4
James Della Pesca	27	0	6	0	6	0.2
Amad Anderson Jr.	39	4	-4	0	-4	-0.1
Ian Stewart	12	1	-13	0	-13	-1.1

SCORING	TD	FGs	[----- PATS -----]					DX	Saf	Pts
			Kck	Ru	Rc	Pa				
Camden Price	-	19-21	40-42	-	-	-	-	-	97	
Quincy Patterson	12	-	-	-	-	-	-	-	72	
Edward Saydee	9	-	-	-	-	-	-	-	54	
Dante Wright	9	-	-	-	-	-	-	-	54	
Amad Anderson Jr.	6	-	-	-	-	-	-	-	36	
E.J. Wilson	4	-	-	-	-	-	-	-	24	
Jordan Smith	4	-	-	-	-	-	-	-	24	
Forrest Brock	3	-	-	-	-	-	-	-	18	
Layton Jordan	3	-	-	-	-	-	-	-	18	
David Martin-Robinson	2	-	-	-	1	-	-	-	14	
Zae Baines	2	-	-	-	-	-	-	-	12	
Darvon Hubbard	2	-	-	-	-	-	-	-	12	
Ian Stewart	2	-	-	-	-	-	-	-	12	
D'Wan Mathis	1	-	-	-	-	-	-	-	6	

FIELD GOALS	M-A	Pct	01-19	20-29	30-39	40-49	50-99	Lg	Blk
Camden Price	19-21	90.5	0-0	9-9	7-8	3-4	0-0	49	0

KICKOFFS	No.	Yds	Avg	TB	OB	Retn	Net	YdLn
Chris Van Eekeren	98	5859	61.0	57	2			

PUNTING	No.	Yds	Avg	Long	TB	FC	I20	50+	Blkd
n/a									



CAREER STATISTICS



	DEFENSIVE LEADERS	GP	Tackles				TFL/Yds	Sacks- No-Yards	Pass Def-		QBH	Fumbles		Blkd Kick	Saf
			Solo	Asst	Total				Int-Yds	BrUp		Rcv-Yds	FF		
19	Tywan Francis	41	108	68	176	5.0-22	1.0-14			1	2-0	1			
6	Jordan Magee	33	94	61	155	17.0-63	4.5-34	1-45	6	2	2-0	1			
25	Alex Odom	30	93	54	147	8.0-16		2-21	5	2	1-0		1		
31	Yvandy Rigby	27	84	56	140	10.0-27	5.0-18		5	1		2			
12	Jacob Hollins	35	55	59	114	15.0-61	5.0-37		5	1	2-0	1			
26	Brenyen Scott	26	46	37	83	7.5-33	3.0-23	2-10	8		2-0	1			
13	Layton Jordan	42	52	27	79	25.0-117	11.0-64	2-76	1	3	1-0	6			
30	Tra Thomas	21	40	32	72	14.0-50	6.0-29	1-15	1		1-0	1	1		
42	Muheem McCargo	29	42	17	69	7.5-22	1-4	1-35	1		1-0				
17	Jerquavion Mahone	32	32	23	55	11.0-30	3.0-18								
27	Elijah Deravil	19	37	17	54	1.0-2		2-32	1				1		
34	Diwun Black	25	32	21	53	9.5-25		1-34	5						
7	Jalen McMurray	16	35	16	51	1-4		1-4	7		1-11	2			
24	Ben Osueke	14	33	8	41	1.0-2			6						
21	Dominick Hill	29	22	13	35	0.5-0			5						
20	Elijah Clark	39	25	6	31			1-0	5						
49	Christian Bell	14	22	8	30	2.0-5		1-20	15						
40	D.J. Woodbury	21	13	16	29	0.5-1			2						
32	Corey Cuascut-Palmer	12	6	7	13				2						
99	Demerick Morris	13	4	8	12	0.5-1	0.5-1		1	1					
58	Lancine Turay	14	9	2	11	3.5-17	2.5-14								
43	Daiyaan Hawkins	12	4	1	5				1						
29	Kamar Wilcoxson	4	5		5						1-0				
80	Zae Baines	14		4	4										
87	James Della Pesca	27	3		3										
41	Davion Hood	4	1	1	2	1.0-8	1.0-8								
92	Zamar Grove	2	1	1	2										
44	Joseph Appiah Darkwa	1	1		1	1.0-1									
97	Allan Haye	2	1		1										
28	Darvon Hubbard	13	1		1										
48	Sam Martin	4		1	1										
82	David Martin-Robinson	35	1		1										
18	D'Wan Mathis	20		1	1										
36	Andrew McIlquham	12	1		1										
22	Qwentin Rose	4		1	1										
84	Jordan Smith	40	1		1										
52	Antwone Santiago	4	1		1										
23	Edward Saydee	34		1	1										
72	Bryce Thoman	23	1		1										

#	Player	2018 GP-GS	2019 GP-GS	2020 GP-GS	2021 GP-GS	2022 GP-GS	Career GP-GS
13	Jordan, Layton		12-0	7-0	11-0	12-12	42-12
19	Francis, Tywan	^11-1	^12-0	^3-1	^11-11	^4-4	41-17
84	Smith, Jordan		11-0	6-0	12-5	11-6	40-11
15	Anderson, Amad	^12-8	^5-3	11-7	11-1		39-19
20	Clark, Elijah		10-0	5-1	12-0	12-6	39-7
76	Rodriguez, Richard	^10-0	^7-0	11-4	8-8		36-12
82	Martin-Robinson, David	4-0	13-7	4-4	5-2	9-7	35-20
12	Hollins, Jacob	^7-0		^6-2	^11-0	11-3	35-5
23	Saydee, Edward		4-0	7-0	11-9	12-8	34-17
6	Magee, Jordan		4-0	5-2	12-9	12-12	33-23
16	Patterson, Quincy	^3-0	^7-1	^3-0	^14-7	6-0	33-8
17	Mahone, Jerquavion		^3-0	^5-0	12-8	12-9	32-17
25	Odom, Alex			7-3	11-7	12-12	30-22
42	McCargo, Muheem			5-0	12-5	12-9	29-14
21	Hill, Dominick			^5-0	^12-0	12-5	29-5
26	Wilson, E.J.			^4-0	^12-0	^12-0	28-0
79	Quarshie, Wisdom		2-0	4-1	11-3	10-9	27-13
87	Della Pesca, James			6-0	12-4	9-6	27-10
31	Rigby, Yvandy		4-0	2-1	9-4	12-5	27-10
10	Wright, Dante		^12-12	^3-3	^9-7	^2-0	26-22
26	Scott, Brenyen			^6-0	^8-0	12-0	26-0
34	Black, Diwun			^11-0	^10-0	^4-0	25-0
99	Morris, Demerick			1-0	11-1	12-10	24-11
78	Stoffel, Victor		4-0	2-0	10-1	7-7	23-8
72	Thoman, Bryce			2-0	11-0	10-8	23-8
66	Smith, Chris				^11-0	^11-0	22-0
33	Van Eekeren, Chris			^2-0	^7-0	^13-0	22-0
30	Thomas, Tra			^7-0	^10-0	4-1	21-1
40	Woodbury, D.J.				11-0	10-1	21-1
12	Mathis, D'Wan			^4-1	7-7	9-2	20-10
27	Deravil, Elijah				^8-0	11-5	19-5
49	Noonan, Brylan				^7-0	^11-0	18-0
35	Price, Camden		^6-0	^1-0	^2-0	8-0	17-0
7	McMurray, Jalen				4-0	12-12	16-12
80	Baines, Zae			3-0	1-0	10-4	14-4
58	Turay, Lancine		^1-0	^1-0		12-1	14-1
49	Bell, Christian				^5-0	^9-0	14-0
24	Osueke, Ben				^5-0	^9-0	14-0
28	Hubbard, Darvon			^1-0	^2-0	10-3	13-3
18	Stewart, Ian			^4-0	^3-0	5-3	12-3
32	Cuascut-Palmer, Corey				3-2	9-0	12-2

#	Player	2018 GP-GS	2019 GP-GS	2020 GP-GS	2021 GP-GS	2022 GP-GS	Career GP-GS
43	Hawkins, Daiyaan			3-0	3-0	6-0	12-0
36	McIlquham, Andrew					12-0	12-0
13	Warner, E.J.					11-10	11-10
11	Brock, Forrest					^10-0	10-0
71	Donaldson, Jermaine					10-0	10-0
43	Besecker, Liam					8-0	8-0
62	Faminu, James				^1-0	6-5	7-5
44	Adams, John				1-0	3-0	4-0
50	Fagley, John					4-0	4-0
41	Hood, Davion					^4-0	4-0
48	Martin, Sam					4-0	4-0
55	Porter, Jacob					4-0	4-0
22	Rose, Qwentin					4-0	4-0
52	Santiago, Antwone					4-0	4-0
29	Wilcoxson, Kamar			^2-0		^2-0	4-0
92	Grove, Zamar					3-0	3-0
77	Barajas, Diego				^1-0	^1-0	2-0
53	Cobbs, Zymir				^1-0	1-0	2-0
57	Hall, London					2-0	2-0
97	Haye, Allan				^1-0	^1-0	2-0
44	Appiah Darkwa, Joseph					1-0	1-0
73	Davis, Sam			1-0			1-0
55	Trask, Chevez			1-0			1-0

^ - Participation with other schools: Anderson (Purdue), Barajas (Laney), Bell (Hudson Valley CC), Black (Mississippi Gulf Coast CC, Florida), Brock (Santa Monica CC), Deravil (Garden City CC), Faminu (Houston), Francis (Colorado State), Mahone (Kentucky), Hill (South Carolina), Hollins (Illinois, Garden City CC), Hood (ETSU), Hubbard (Texas A&M), Mathis (Georgia), Miles (Georgia Tech), Noonan, Wagner, Osueke (Blinn JC), Patterson (Virginia Tech, NDSU), Price (Miami), Rodriguez (Iowa Central CC), Scott (Coffeyville CC), Smith (Laney), Stewart (Michigan State), Thomas (Independence CC), Turay (UNC), Van Eekeren (Purdue), Wilcoxson (Florida), Wilson (FIU), Wright (Colorado State)

f TEMPLE FOOTBALL @temple_fb



2022 TEAM STATISTICS



2022 Results

Day	Date	Opponent	TV	Time	Score	Overall	Conf.	Home	Away	Time	Attendance
Fri	Sep 2	at Duke	ACCN	7:30pm	0-30 L	0-1			0-1	2:54	20,722
Sat	Sep 10	Lafayette	ESPN+	2:00pm	30-14 W	1-1		1-0		3:07	18,430
Sat	Sep 17	Rutgers	ESPN+	2:00pm	14-16 L	1-2		1-1		3:46	33,297
Sat	Sep 24	UMass	ESPN+	2:00pm	28-0 W	2-2		2-1		3:10	14,033
Sat	Oct 1	at Memphis	ESPNU	12:00pm	3-24 L	2-3	0-1		0-2	3:10	23,239
Thu	Oct 13	at UCF	ESPN	7:00pm	13-70 L	2-4	0-2		0-3	3:23	41,729
Fri	Oct 21	Tulsa	ESPN2	7:30pm	16-27 L	2-5	0-3	2-2		3:31	13,607
Sat	Oct 29	at Navy	CBSSN	3:30pm	20-27 (ot) L	2-6	0-4		0-4	3:38	31,141
Sat	Nov 5	South Florida	ESPN+	2:00pm	54-28 W	3-6	1-4	3-2		3:10	13,862
Sat	Nov 12	at Houston	ESPN+	3:00pm	36-43 L	3-7	1-5		0-5	3:22	21,731
Sat	Nov 19	Cincinnati	ESPNU	4:00pm	3-23 L	3-8	1-6	3-3		3:13	14,673
Sat	Nov 26	East Carolina	ESPN+	1:00pm	46-49 L	3-9	1-7	3-4		3:22	13,037

TEAM STATISTICS TEMPLE..... OPP

Scoring	263351
Points per game	21.929.3
Points Off Turnovers	4865
First Downs	221232
Rushing	47110
Passing	155110
Penalty	1912
Rushing Yardage	9892311
Yards gained rushing	12292658
Yards lost rushing	240347
Rushing attempts	318506
Average per rush	3.14.6
Average per game	82.4192.6
TDs Rushing	1121
Passing Yardage	32172383
Comp-Att-Int	288-484-12209-326-6
Average per pass	6.67.3
Average per catch	11.211.4
Average per game	268.1198.6
TDs Passing	1821
Total offense	42064694
Total plays	802832
Average per play	5.25.6
Average per game	350.5391.2
Kick returns: #-Yards	41-67336-773
Punt returns: #-Yards	13-4513-54
Int returns: #-Yards	6-13612-105
Kick return average	16.421.5
Punt return average	3.54.2
Int return average	22.78.8
Fumbles-Lost	22-1113-6
Penalties-Yards	55-44465-516
Average per game	37.043.0
Punts-Yards	58-232055-2188
Average per punt	40.039.8
Net punt average	38.538.0
Kickoffs-Yards	58-324170-4271
Average per kick	55.961.0
Net kick average	35.841.4
Time of possession / game	26:5432:57
3rd-down conversion	57/17363/174
3rd-down pct	33%36%
4rd-down conversion	14/3313/26
4rd-down pct	42%50%
Sacks by-Yards	38-21410-58
Misc Yards	00
Touchdowns scored	3244
Field goals - attempts	13-1614-22
On-Side kicks	0-00-0
Red-zone scores	(29-34) 85%(39-48) 81%
Red-zone touchdowns	(19-34) 56%(28-48) 58%
PAT-attempts	(28-29) 97%(43-43) 100%
2-point conversion-attempts	(1-3) 33%(1-1) 100%
Attendance	120939138562
Games / Avg per game	7/172775/27712
Neutral site games	-0/0

SCORE/QUARTERS

	1st	2nd	3rd	4th	OT	Tot
Temple	47	79	60	77	0	263
Opponents	68	108	93	75	7	351

Playing With the Lead

	Ahead	Behind	Tied
@Duke	-	57:57	2:03
Lafayette	36:42	-	23:18
Rutgers	15:36	36:05	8:19
UMass	31:54	-	28:06
@Memphis	13:59	16:36	29:25
@UCF	5:57	50:45	3:18
Tulsa	27:28	30:11	2:21
@Navy	-	51:45	8:15
South Florida	34:07	17:23	8:30
@Houston	16:23	36:50	6:47
Cincinnati	-	46:19	13:41
East Carolina	12:33	37:27	10:00
TOTAL	194:39	381:18	144:03

ALL PURPOSE	G	Rush	Rec	PR	KOR	IR	FR	Tot	Avg/G
Jose Barbon	12	0	918	4	3	0	0	925	77.1
Edward Saydee	12	639	262	0	0	0	0	901	75.1
Amad Anderson Jr.	11	-4	479	41	23	0	0	539	49.0
Adonicas Sanders	9	22	437	0	0	0	0	459	51.0
David Martin-Robinson	9	0	366	0	0	0	0	366	40.7
Jordan Smith	11	0	346	0	0	0	0	346	31.5
Darvon Hubbard	10	206	37	0	11	0	0	254	25.4
Zae Baines	10	19	218	0	0	0	0	237	23.7
Corey Cuascut-Palmer	9	0	0	0	226	0	0	226	25.1
Sam Martin	4	0	0	0	189	0	0	189	47.3
Malik Cooper	8	6	0	0	115	0	0	121	15.1
Quincy Patterson	6	87	0	0	0	0	0	87	14.5
Jakari Norwood	5	62	4	0	15	0	0	81	16.2
Layton Jordan	12	0	0	0	0	76	0	76	6.3
Ian Stewart	5	-13	76	0	0	0	0	63	12.6
Trey Blair	12	26	13	0	19	0	0	58	4.8
De'Von Fox	5	0	0	0	56	0	0	56	11.2
D'Wan Mathis	9	8	44	0	0	0	0	52	5.8
Muheem McCargo	12	0	0	0	0	35	0	35	2.9
Alex Odom	12	0	0	0	0	21	0	21	1.8
Keyshawn Paul	3	0	0	0	16	0	0	16	5.3
Mackenzie Morgan	12	10	0	0	0	0	0	10	0.8
James Della Pesca	10	0	10	0	0	0	0	10	1.0
Evan Boozer	11	0	7	0	0	0	0	7	0.6
Jalen McMurray	12	0	0	0	0	4	11	4	0.3
E.J. Warner	11	-50	0	0	0	0	0	-50	-4.5
Team	12	-29	0	0	0	0	0	-29	-2.4
Total	12	989	3217	45	673	136	11	5071	421.7
Opponents	12	2311	2383	54	773	105	8	5634	468.8



2022 OFFENSIVE STATISTICS



RUSHING	GP	Att	Gain	Ls	Net	Avg	TD	Lg	Avg/G
Edward Saydee	12	149	687	48	639	4.3	6	75	53.3
Darvon Hubbard	10	52	218	12	206	4.0	2	21	20.6
Quincy Patterson	6	28	98	11	87	3.1	2	12	14.5
Jakari Norwood	5	27	72	10	62	2.3	0	11	12.4
Trey Blair	12	7	26	0	26	3.7	0	6	2.2
Adonicas Sanders	9	6	27	5	22	3.7	0	10	2.4
Zae Baines	10	4	22	3	19	4.8	0	19	1.9
Mackenzie Morgan	12	1	10	0	10	10.0	1	10	0.8
D'Wan Mathis	9	12	37	29	8	0.7	0	13	0.9
Malik Cooper	8	1	6	0	6	6.0	0	6	0.8
Amad Anderson Jr.	11	4	12	16	-4	-1.0	0	11	-0.4
Ian Stewart	5	1	0	13	-13	-13.0	0	0	-2.6
E.J. Warner	11	16	14	64	-50	-3.1	0	5	-4.5
Team	12	10	0	29	-29	-2.9	0	0	-2.4
Total	12	318	1229	240	989	3.1	11	75	82.4
Opponents	12	506	2658	347	2311	4.6	21	84	192.6

PASSING	G	Eff	C-A-I	Pct	Yds	TD	Lg	Avg/G
E.J. Warner	11	125.9	268-443-12	60.5	3028	18	78	275.3
D'Wan Mathis	9	81.7	14-30-0	46.7	125	0	29	13.9
Quincy Patterson	6	103.4	6-11-0	54.5	64	0	15	10.7
Total	12	122.7	288-484-12	59.5	3217	18	78	268.1
Opponents	12	143.1	209-326-6	64.1	2383	21	73	198.6

RECEIVING	G	No.	Yds	Avg	TD	Lg	Avg/G
Jose Barbon	12	72	918	12.8	2	78	76.5
Amad Anderson Jr.	11	38	479	12.6	4	40	43.5
Adonicas Sanders	9	37	437	11.8	2	50	48.6
Edward Saydee	12	36	262	7.3	0	61	21.8
David Martin-Robinson	9	33	366	11.1	2	30	40.7
Jordan Smith	11	25	346	13.8	4	47	31.5
Zae Baines	10	18	218	12.1	2	35	21.8
Darvon Hubbard	10	9	37	4.1	0	10	3.7
Ian Stewart	5	7	76	10.9	2	15	15.2
D'Wan Mathis	9	6	44	7.3	0	19	4.9
Trey Blair	12	2	13	6.5	0	12	1.1
Jakari Norwood	5	2	4	2.0	0	4	0.8
Evan Boozer	11	1	7	7.0	0	7	0.6
James Della Pesca	10	1	10	10.0	0	10	1.0
Corey Cuascut-Palmer	9	1	0	0.0	0	0	0.0
Total	12	288	3217	11.2	18	78	268.1
Opponents	12	209	2383	11.4	21	73	198.6

INTERCEPTIONS	No.	Yds	Avg	TD	Long
Layton Jordan	2	76	38.0	2	41
Alex Odom	2	21	10.5	0	21
Muheem McCargo	1	35	35.0	0	35
Jalen McMurray	1	4	4.0	0	4
Total	6	136	22.7	2	41
Opponents	12	105	8.8	1	43

FUMBLE RETURNS	No.	Yds	Avg	TD	Long
Jalen McMurray	1	11	11.0	0	11
Layton Jordan	1	0	0.0	1	0
Kobe Wilson	2	0	0.0	0	0
Jacob Hollins	1	0	0.0	0	0
Jordan Magee	1	0	0.0	0	0
Total	6	11	1.8	1	11
Opponents	11	8	0.7	0	8

PUNT RETURNS	No.	Yds	Avg	TD	Long
Amad Anderson Jr.	8	41	5.1	0	13
Jose Barbon	4	4	1.0	0	2
Zae Baines	1	0	0.0	0	0
Total	13	45	3.5	0	13
Opponents	13	54	4.2	0	11

TOTAL OFFENSE	G	Plays	Rush	Pass	Total	Avg/G
E.J. Warner	11	459	-50	3028	2978	270.7
Edward Saydee	12	149	639	0	639	53.3
Darvon Hubbard	10	52	206	0	206	20.6
Quincy Patterson	6	39	87	64	151	25.2
D'Wan Mathis	9	42	8	125	133	14.8
Jakari Norwood	5	27	62	0	62	12.4
Trey Blair	12	7	26	0	26	2.2
Adonicas Sanders	9	6	22	0	22	2.4
Zae Baines	10	4	19	0	19	1.9
Mackenzie Morgan	12	1	10	0	10	0.8
Malik Cooper	8	1	6	0	6	0.8
Amad Anderson Jr.	11	4	-4	0	-4	-0.4
Ian Stewart	5	1	-13	0	-13	-2.6
Team	12	0	-29	0	-29	-2.4
Total	12	802	989	3217	4206	350.5
Opponents	12	832	2311	2383	4694	391.2

SCORING	TD	PATs						Pts	
		FGs	Kck	Ru	Rc	Pa	DX		Saf
Camden Price	-	13-14	18-19	-	-	-	-	57	
Edward Saydee	6	-	-	-	-	-	-	36	
Jordan Smith	4	-	-	-	-	-	-	24	
Amad Anderson Jr.	4	-	-	-	-	-	-	24	
Layton Jordan	3	-	-	-	-	-	-	18	
David Martin-Robinson	2	-	-	-	1	-	-	14	
Jose Barbon	2	-	-	-	-	-	-	12	
Zae Baines	2	-	-	-	-	-	-	12	
Quincy Patterson	2	-	-	-	-	1	-	12	
Adonicas Sanders	2	-	-	-	-	-	-	12	
Darvon Hubbard	2	-	-	-	-	-	-	12	
Ian Stewart	2	-	-	-	-	-	-	12	
Rory Bell	-	0-2	10-10	-	-	-	-	10	
Mackenzie Morgan	1	-	-	-	-	-	-	6	
Total	32	13-16	28-29	0	1	1	0	1	263
Opponents	44	14-22	43-43	1	0	0	0	0	351

FIELD GOALS	M-A	Pct	01-19	20-29	30-39	40-49	50-99	Lg	Blk
Camden Price	13-14	92.9	0-0	4-4	6-6	3-4	0-0	49	0
Rory Bell	0-2	0.0	0-0	0-0	0-1	0-1	0-0	0	0
Opponents	14-22	63.6	0-0	5-7	8-11	1-3	0-1	45	0

FG SEQUENCE
 Temple: 0|(45n)|(39n)|(47)|(26,49)|(32,49n)|(38,22)|(32,34,32,35)|(22)|(43)|(21)
 Opponents: (29,51n,32n,37,38,26n)|(38n,25,38,45)|(48n,37n)|(30)|(24,39)|(31,36)|(44n)|(28,37,24)|(29n)

PUNTING	No.	Yds	Avg	Long	TB	FC	I20	50+	Blkd
Mackenzie Morgan	58	2320	40.0	55	1	17	17	6	0
Total	58	2320	40.0	55	1	17	17	6	0
Opponents	55	2188	39.8	62	3	21	21	9	3

KICKOFFS	No.	Yds	Avg	TB	OB	Retn	Net	YdLn
Rory Bell	58	3241	55.9	6	1			
Total	58	3241	55.9	6	1	37	35.8	29
Opponents	70	4271	61.0	26	1	41	41.4	23

KICK RETURNS	No.	Yds	Avg	TD	Long
Corey Cuascut-Palmer	14	226	16.1	0	25
Malik Cooper	8	115	14.4	0	20
Sam Martin	8	189	23.6	0	33
De'Von Fox	4	56	14.0	0	20
Amad Anderson Jr.	2	23	11.5	0	18
Jose Barbon	1	3	3.0	0	3
Trey Blair	1	19	19.0	0	19
Keyshawn Paul	1	16	16.0	0	16
Jakari Norwood	1	15	15.0	0	15
Darvon Hubbard	1	11	11.0	0	11
Total	41	673	16.4	0	33
Opponents	36	773	21.5	1	97

f TEMPLE FOOTBALL @temple_fb



2022 DEFENSIVE STATISTICS



DEFENSIVE LEADERS			-----Tackles-----				Sacks-	----Pass Def----			----Fumbles----		Bkld	
	GP	Solo	Asst	Total	TFL/Yds	No-Yards	Int-Yds	BrUp	QBH	Rcv-Yds	FF	Kick	Saf	
6	Jordan Magee	12	50	36	86	9-43	4.5-34	3	1	1-0	1	.	.	
31	Yvandy Rigby	12	51	31	82	5.5-12	2-5	3	.	.	1	.	.	
25	Alex Odom	12	44	31	75	4-10	.	2-21	2	2	.	.	.	
11	Kobe Wilson	12	38	26	64	5.5-22	1.5-15	2	1	2-0	1	.	.	
13	Layton Jordan	12	37	16	53	18.5-77	9-46	1	2	1-0	3	.	.	
7	Jalen McMurray	12	33	16	49	1-4	.	1-4	7	.	1-11	2	.	
38	Jalen Ware	10	26	9	35	3.5-18	1-10	3	1	
9	Darian Varner	10	25	10	35	12.5-75	7.5-59	.	.	.	1	.	.	
27	Elijah Deravil	11	22	12	34	1-2	
12	Jacob Hollins	11	20	13	33	2-5	2-5	.	1	1-0	1	.	.	
42	Muheem McCargo	12	24	8	32	4-15	1-4	1-35	1	
21	Dominick Hill	12	20	9	29	0.5-0	.	.	5	
20	Elijah Clark	12	20	5	25	.	.	5	
17	Jerquavion Mahone	12	13	11	24	6-13	1.5-5	
8	Xach Gill	12	9	15	24	.	.	.	1	
26	Brenyen Scott	12	12	6	18	2-5	1-4	.	2	
16	DaeSean Winston	11	10	6	16	.	.	2	1	
40	D.J. Woodbury	10	6	9	15	0.5-1	.	.	2	
49	Balansama Kamara	6	4	11	15	0.5-0	0.5-0	
30	Tra Thomas	4	5	9	14	4-10	3-9	
90	Jalen Satchell	12	9	5	14	1.5-7	0.5-3	.	1	
19	Cameron Ruiz	12	6	6	12	.	.	1	1	
58	Lancine Turay	12	9	2	11	3.5-17	2.5-14	
99	Demerick Morris	12	3	7	10	0.5-1	0.5-1	1	1	
14	Nate Wyatt	8	5	1	6	1.5-3	
32	Corey Cuascut-Palmer	9	2	4	6	
43	Daiyaan Hawkins	5	4	1	5	.	.	1	
88	De'Von Fox	5	3	1	4	3	.	
47	Rory Bell	12	3	.	3	
80	Zae Baines	10	.	3	3	
24	Keyshawn Paul	3	2	.	2	
92	Zamar Grove	2	1	1	2	
97	Sylvester Mathis	5	1	1	2	
10	Jose Barbon	12	1	1	2	
52	Antwone Santiago	4	1	.	1	
29	Jakari Norwood	5	1	.	1	
36	Andrew McIlquham	12	1	.	1	
22	Iverson Clement	2	1	.	1	
72	Bryce Thoman	10	1	.	1	
44	Joseph Appiah Darkwa	1	1	.	1	1-1	
89	Malik Cooper	8	1	.	1	
48	Sam Martin	4	.	1	1	
63	Isaac Moore	12	.	1	1	
18	D'Wan Mathis	9	.	1	1	
41	Bobby Salla	6	1	.	1	
28	Darvon Hubbard	10	1	.	1	
33	Trey Blair	12	1	.	1	
22	Qwentin Rose	4	.	1	1	
Totals	12	528	326	854	88-341	38-214	6-136	39	15	6-11	10	3	1	
Opponents	12	430	338	768	60-204	10-58	12-105	66	31	11-8	11	0	0	



PARTICIPATION



#	Player	2022			Career															
		GP-GS	Cons. GP-GS	GP-GS	Duke	Laf	Rut	UMass	Mem	UCF	Tulsa	USF	Navy	Hou	Cin	ECU				
5	Adonicas Sanders	9-8	0-0	44-22	WR	WR	WR	WR	WR	WR	WR	-	x	WR	-	-				
6	Jordan Magee	12-12	25-21	33-23	LB	LB	LB	LB	LB	LB	LB	LB	LB	LB	LB	LB				
7	Jalen McMurray	12-12	12-12	16-12	CB	CB	CB	CB	CB	CB	CB	CB	CB	CB	CB	CB				
8	Xach Gill	12-4	12-3	37-4	x	x	x	x	x	x	x	DL	x	DL	DL	DL				
9	Darian Varner	10-9	0-0	23-12	DL	DL	DL	DL	DL	DL	DL	x	DL	DL	DL	-				
10	Jose Barbon	12-12	26-15	42-30	WR	WR	WR	WR	WR	WR	WR	WR	WR	WR	WR	WR				
11	Kobe Wilson	12-4	27-2	29-5	x	x	x	x	LB	LB	x	x	x	x	LB	LB				
12	Jacob Hollins	11-3	7-0	35-5	LB	LB	LB	x	-	x	x	x	x	x	x	x				
12	Kadas Reams	0-0	0-0	28-1	-	-	-	-	-	-	-	-	-	-	-	-				
13	Layton Jordan	12-12	14-12	42-12	OLB	OLB	OLB	OLB	OLB	OLB	OLB	OLB	OLB	OLB	OLB	OLB				
13	E.J. Warner	11-10	11-10	11-10	-	x	QB	QB	QB	QB	QB	QB	QB	QB	QB	QB				
14	Nate Wyatt	8-0	0-0	20-0	x	x	x	x	x	x	x	-	-	-	-	-				
14	Mariano Valenti	0-0	0-0	3-0	-	-	-	-	-	-	-	-	-	-	-	-				
15	Amad Anderson Jr.	11-1	1-0	39-19	WR	x	x	x	x	x	x	x	x	x	x	x				
16	DaeSean Winston	11-0	9-0	37-3	x	x	-	x	x	x	x	x	x	x	x	x				
16	Quincy Patterson	6-0	1-0	33-8	x	-	x	x	x	x	-	-	-	-	-	-				
17	Jerquavion Mahone	12-9	24-2	32-17	x	x	DL	DL	DL	DL	DL	DL	DL	x	DL	DL				
18	D'Wan Mathis	9-2	4-0	20-10	QB	QB	-	x	x	x	-	-	x	x	x	x				
18	Ian Stewart	5-3	0-0	12-3	x	WR	WR	x	WR	-	-	-	-	-	-	-				
19	Cameron Ruiz	12-1	12-1	55-31	x	x	x	x	x	x	x	x	x	x	x	CB				
20	Elijah Clark	12-6	26-0	39-7	CB	x	CB	CB	CB	CB	CB	x	x	x	x	x				
21	Dominick Hill	12-5	12-0	29-5	x	CB	x	x	x	x	x	CB	CB	CB	CB	x				
22	Iverson Clement	3-0	0-0	16-0	x	x	x	-	-	-	-	-	-	-	-	-				
22	Qwentin Rose	4-0	4-0	4-0	-	-	-	-	-	-	-	-	x	x	x	x				
23	Edward Saydee	12-8	12-6	34-17	RB	x	RB	x	x	x	RB	RB	RB	RB	RB	RB				
24	Keyshawn Paul	3-0	0-0	37-21	x	x	-	x	x	-	-	-	-	-	-	-				
25	Alex Odom	12-12	13-12	30-22	SAF	SAF	SAF	SAF	SAF	SAF	SAF	SAF	SAF	SAF	SAF	SAF				
26	Brenyen Scott	12-0	12-0	26-0	x	x	x	x	x	x	x	x	x	x	x	x				
27	Elijah Deravil	11-5	7-0	19-5	SAF	SAF	SAF	x	-	x	SAF	SAF	x	x	x	x				
28	Darvon Hubbard	10-3	0-0	13-3	x	RB	-	RB	RB	x	x	x	x	x	x	-				
29	Jakari Norwood	5-1	0-0	23-2	x	x	-	x	x	RB	-	-	-	-	-	-				
30	Tra Thomas	4-1	0-0	21-1	x	OLB	-	x	x	-	-	-	-	-	-	-				
31	Yvandy Rigby	12-5	13-0	27-10	x	x	x	LB	x	x	LB	LB	LB	LB	LB	x				
32	Corey Cuascut-Palmer	9-0	0-0	12-2	-	x	-	x	x	x	x	x	x	x	x	-				
33	Trey Blair	12-0	12-0	20-0	x	x	x	x	x	x	x	x	x	x	x	x				
34	Onasis Neely	0-0	0-0	5-0	-	-	-	-	-	-	-	-	-	-	-	-				
35	Camden Price	8-0	8-0	17-0	-	-	-	-	x	x	x	x	x	x	x	x				
36	Andrew McIlquham	12-0	12-0	12-0	x	x	x	x	x	x	x	x	x	x	x	x				
36	Jordan Diaz	2-0	2-0	2-0	-	-	-	-	-	-	-	-	-	-	x	x				
37	Gage Panno	5-0	2-0	12-0	-	-	x	-	x	-	-	-	-	-	x	x				
38	Jalen Ware	10-7	4-4	44-19	x	x	x	SAF	SAF	SAF	-	-	SAF	SAF	SAF	SAF				
40	D.J. Woodbury	10-1	1-0	21-1	x	x	x	-	x	x	-	OLB	x	x	-	x				
41	Bobby Salla	6-0	0-0	6-0	-	-	-	-	x	-	-	-	x	-	-	-				
42	Muheem McCargo	12-9	25-1	29-14	OLB	x	OLB	OLB	OLB	OLB	OLB	x	OLB	OLB	x	OLB				
43	Daiyaan Hawkins	6-0	0-0	12-0	x	x	x	-	x	x	-	-	-	-	-	-				
43	Liam Besecker	8-0	3-0	8-0	-	x	-	x	x	x	-	-	-	x	x	x				
44	Joseph Appiah Darkwa	1-0	0-0	1-0	-	-	-	-	x	-	-	-	-	-	-	-				
44	John Adams	3-0	0-0	4-0	-	-	-	x	-	-	x	-	-	-	-	-				
45	Mathenge Mwangi	1-0	0-0	1-0	-	-	-	x	-	-	-	-	-	-	-	-				
46	Shekuna Kamara	0-0	0-0	0-0	-	-	-	-	-	-	-	-	-	-	-	-				
47	Rory Bell	12-0	29-0	29-0	x	x	x	x	x	x	x	x	x	x	x	x				
48	Sam Martin	4-0	3-0	4-0	-	-	-	-	x	-	-	-	-	x	x	x				
49	Balansama Kamara	7-1	3-0	11-1	-	-	x	-	x	x	-	-	-	x	-	OLB				
50	Jon Fagley	4-0	1-0	4-0	-	-	-	-	-	-	-	x	x	x	-	x				
52	Antwone Santiago	4-0	0-0	4-0	-	-	-	-	-	-	-	x	x	x	x	-				
53	Zymir Cobbs	1-0	0-0	2-0	-	-	-	x	-	-	-	-	-	-	-	-				
54	Jacoby Sharpe	2-0	0-0	11-3	-	x	x	-	-	-	-	-	-	-	-	-				
55	Chevez Trask	0-0	0-0	1-0	-	-	-	-	-	-	-	-	-	-	-	-				
55	Jacob Porter	4-0	4-0	4-0	-	-	-	-	-	-	-	-	x	x	x	x				
56	Jimto Obidegwu	4-1	0-0	12-3	-	x	-	-	-	x	-	LG	-	-	x	-				
57	London Hall	2-0	0-0	2-0	-	-	-	-	-	-	-	-	x	x	-	-				
58	Lancine Turay	12-1	12-1	14-1	x	x	x	x	x	x	x	x	x	x	x	DL				
61	Luke Foster	1-0	1-0	19-12	-	-	-	-	-	-	-	-	-	-	-	x				
62	James Faminu	6-5	1-1	7-5	LG	-	RT	RT	-	-	RG	-	-	x	-	RG				
63	Isaac Moore	12-12	57-29	57-44	LT	LT	LT	LT	LT	LT	LT	LT	LT	LT	LT	LT				
71	Jermaine Donaldson	10-0	7-0	10-0	-	-	x	-	x	x	-	x	x	x	x	x				
72	Bryce Thoman	10-8	5-2	23-8	-	LG	LG	LG	LG	-	x	RG	x	RG	x	LG				
73	Sam Davis	0-0	0-0	1-0	-	-	-	-	-	-	-	-	-	-	-	-				
74	Adam Klein	10-10	4-4	50-45	RT	RT	-	C	RT	C	C	-	C	C	C	C				
75	Peace Addo	0-0	0-0	17-0	-	-	-	-	-	-	-	-	-	-	-	-				
76	Richard Rodriguez	8-8	0-0	36-12	C	C	C	-	C	LG	LG	-	-	LG	LG	LG				
78	Victor Stoffel	7-7	7-7	23-8	-	-	-	-	-	RT	RT	RT	RT	RT	RT	RT				
79	Wisdom Quarshie	10-9	0-0	27-13	RG	RG	RG	RG	RG	RG	C	RG	RG	RG	-	-				
80	Zae Baines	10-4	9-2	14-4	-	x	x	x	x	x	WR	WR	x	WR	x	WR				
81	Evan Boozer	11-1	11-0	18-5	-	x	x	x	x	TE	x	x	x	x	x	x				
82	David Martin-Robinson	9-7	9-4	35-20	-	-	-	TE	TE	x	TE	x	TE	TE	TE	TE				
83	Kwesi Evans	9-0	2-0	23-0	-	x	x	x	x	-	x	x	x	x	x	x				
84	Jordan Smith	11-6	5-5	40-11	x	x	TE	x	x	-	x	TE	TE	TE	TE	TE				
85	Magnus Geers	6-0	1-0	7-0	x	x	-	-	-	-	-	x	-	-	-	-				
87	James Della Pesca	9-6	0-0	27-10	TE	TE	x	TE	x	TE	TE	TE	x	-	-	-				
88	De'Von Fox	5-0	0-0	19-1	x	x	x	-	x	x	-	-	-	-	-	-				
89	Malik Cooper	8-0	0-0	12-1	x	x	x	x	x	x	x	-	-	-	-	-				
90	Jalen Satchell	12-3	15-0	16-4	DL	DL	x	x	x	x	x	x	x	x	DL	x				
92	Zamar Grove	3-0	0-0	3-0	-	-	-	-	-	-	-	-	x	x	x	-				
93	Dyshier Clary	1-0	0-0	9-0	-	-	-	x	-	-	-	-	-	-	-	-				
94	Mackenzie Morgan	12-0	12-0	29-0	x	x	x	x	x	x	x	x	x	x	x	x				
96	Ronald Gaines	0-0	0-0	29-0	-	-	-	-	-	-	-	-	-	-	-	-				
97	Sylvester Mathis	4-0	0-0	4-0	x	-	x	-	-	-	-	-	-	-	x	-				
99	Demerick Morris	12-10	16-0	24-11	DL	DL	DL	DL	DL	DL	DL	DL	DL	DL	x	x				

TEMPLE FOOTBALL @temple_fb

CAPS - indicates starting position; x - played but did not start; "-" did not play
 ^ - Participation with other schools: Addo (Duke), Anderson (Purdue), Deravil (Garden City CC), Faminu (Houston), Mahone (Kentucky), Hill (South Carolina), Hollins (Illinois, Garden City CC), Hubbard (Texas A&M), Mathis (Georgia), Patterson (Virginia Tech, NDSU), Rodriguez (Iowa Central CC), Scott (Coffeyville CC), Stewart (Michigan State), Thomas (Independence CC), Turay (UNC)

2022 STATISTICAL COMPARISONS

TEMPLE

OPPONENTS

2023 TEMPLE FOOTBALL TempleSports.com

Date	Opponent	RUSHING				RECEIVING				PASSING				KICK RET				PUNT RET				tot off		
		No.	Yds	TD	Lg	No.	Yds	TD	Lg	Cmp	Att	Int	Yds	TD	Lg	No	Yds	TD	Lg	No	Yds		TD	Lg
S-02	@Duke	29	65	0	13	14	114	0	16	14	29	0	114	0	2	23	0	18	1	-1	0	0	179	
S-10	Lafayette	40	146	2	23	17	215	2	29	17	27	0	215	2	29	4	56	0	20	3	3	0	2	361
S-17	Rutgers	30	49	1	10	19	215	1	47	19	32	0	215	1	47	3	58	0	20	0	0	0	0	264
S-24	UMass	34	107	1	19	14	206	2	50	14	25	0	206	2	50	1	15	0	15	3	25	0	13	313
O-01	@Memphis	22	52	0	8	18	245	0	78	18	37	0	245	0	78	4	50	0	16	2	16	0	10	297
O-13	@UCF	27	59	0	8	24	234	1	28	24	44	0	234	1	28	4	57	0	25	0	0	0	0	293
O-21	Tulsa	26	84	0	19	23	196	1	36	23	48	1	196	1	36	4	34	0	15	1	0	0	0	280
O-29	@Navy	20	20	0	24	24	268	1	40	24	48	2	268	1	40	4	66	0	21	2	2	0	2	288
N-05	South Florida	30	277	4	75	27	344	2	61	27	36	0	344	2	61	1	24	0	24	0	0	0	0	621
N-12	@Houston	26	47	2	21	42	486	3	43	42	59	0	486	3	43	3	46	0	20	0	0	0	0	533
N-19	Cincinnati	19	35	0	9	21	167	0	25	21	36	2	167	0	25	5	106	0	33	1	0	0	0	202
N-26	East Carolina	15	48	1	12	45	527	5	40	45	63	1	527	5	40	6	138	0	31	0	0	0	0	575
Temple		318	989	11	75	288	3217	18	78	288	484	12	3217	18	78	41	673	0	33	13	45	0	13	4206
Avg/rush:		3.1				Avg/catch: 11.2				Pass effic: 122.7				KR avg: 16.4				PR avg: 3.5						

Date	Opponent	TACKLES				SACKS		FUMBLES		Int-Yds	QBH	Pass Brk	Blkd Kick	Kicks Mad-Att	XPTS		Pts Off		Pts	
		Solo	Ass	Total	TFL	Yds	No	Yds	FF						FR	Run	Rcv	Saf		TO
S-02	@Duke	30	42	72	5	0	1	0	0	0	2	0	0	0	0	0	0	0	0	
S-10	Lafayette	37	26	63	15	0	0	0	0	0	4	3	0	0	0	0	1	0	30	
S-17	Rutgers	37	32	69	8	0	0	0	0	1	4	0	0	0	0	0	0	0	14	
S-24	UMass	48	18	66	8	0	0	0	0	2	5	0	0	0	0	0	0	7	28	
O-01	@Memphis	48	34	82	9	0	0	0	0	4	9	0	0	0	0	0	0	0	3	
O-13	@UCF	51	14	65	5	0	0	0	0	1	1	0	0	0	0	0	0	0	13	
O-21	Tulsa	53	18	71	11	0	0	0	0	2	1	0	0	0	0	0	0	0	16	
O-29	@Navy	40	62	102	9	0	0	0	0	1	0	0	0	0	0	0	0	7	20	
N-05	South Florida	45	28	73	6	0	0	0	0	2	3	0	0	0	0	0	0	0	17	54
N-12	@Houston	43	16	59	3	0	0	0	0	3	1	0	0	0	0	0	0	0	7	36
N-19	Cincinnati	49	22	71	8	0	0	0	0	0	1	0	0	0	0	0	0	0	0	3
N-26	East Carolina	47	14	61	1	0	0	0	0	0	6	0	0	0	0	0	0	0	0	46
Temple		528	326	854	88	0	1	17	6	17	15	39	3	28	29	0	1	1	48	263

Date	Opponent	PUNTING						FIELD GOALS			KICKOFFS								
		No	Yds	Avg	Long	Blkd	TB	FC	50+	I20	Made	Att	Lg	Blkd	No	Yds	Avg	TB	OB
S-02	@Duke	7	304	43.4	52	0	0	3	1	3	0	0	0	1	62	62.0	0	0	0
S-10	Lafayette	4	137	34.3	41	0	1	1	0	0	0	0	0	5	288	57.6	1	0	0
S-17	Rutgers	4	150	37.5	42	0	0	3	0	1	0	0	0	3	163	54.3	1	0	0
S-24	UMass	3	140	46.7	54	0	0	1	1	1	0	0	0	5	300	60.0	0	0	0
O-01	@Memphis	8	347	43.4	55	0	0	1	1	3	1	1	0	2	118	59.0	0	0	0
O-13	@UCF	6	251	41.8	52	0	0	3	1	0	2	2	0	4	247	61.8	0	0	0
O-21	Tulsa	8	330	41.3	47	0	0	4	0	4	1	2	0	4	244	61.0	1	0	0
O-29	@Navy	7	246	35.1	50	0	0	0	1	0	2	2	0	5	296	59.2	0	0	0
N-05	South Florida	0	0	0.0	0	0	0	0	0	0	4	4	0	11	660	60.0	2	1	1
N-12	@Houston	0	0	0.0	0	0	0	0	0	0	1	1	0	7	364	52.0	0	0	0
N-19	Cincinnati	7	247	35.3	47	0	0	1	0	1	1	1	0	3	117	39.0	0	0	0
N-26	East Carolina	4	168	42.0	50	0	0	0	1	4	1	1	0	8	382	47.8	1	0	0
Temple		58	2320	40.0	55	0	1	17	6	17	13	16	49	58	3241	55.9	6	1	1

Date	Opponent	RUSHING				RECEIVING				PASSING				KICK RET				PUNT RET				tot off		
		No.	Yds	TD	Lg	No.	Yds	TD	Lg	Cmp	Att	Int	Yds	TD	Lg	No	Yds	TD	Lg	No	Yds		TD	Lg
S-02	@Duke	35	172	1	30	24	328	2	52	24	30	0	328	2	52	0	0	0	0	1	0	0	0	500
S-10	Lafayette	39	27	0	15	12	83	2	23	12	17	0	83	2	23	2	9	0	7	0	0	0	0	110
S-17	Rutgers	41	142	0	29	10	59	0	18	10	17	0	59	0	18	2	41	0	29	1	-1	0	0	201
S-24	UMass	46	179	0	36	11	80	0	20	11	26	0	80	0	20	2	18	0	10	0	0	0	0	259
O-01	@Memphis	44	136	2	32	24	195	1	23	24	45	0	195	1	23	2	42	0	24	2	11	0	9	331
O-13	@UCF	41	304	6	61	24	433	4	68	24	28	0	433	4	68	4	112	0	51	1	4	0	4	737
O-21	Tulsa	46	299	1	84	15	155	2	18	15	22	2	155	2	18	2	39	0	23	2	4	0	5	454
O-29	@Navy	70	224	3	23	0	0	0	0	0	0	0	0	2	21	0	17	1	11	0	0	0	11	224
N-05	South Florida	43	281	1	55	14	190	3	63	14	27	1	190	3	63	8	182	0	48	0	0	0	0	471
N-12	@Houston	26	196	3	32	29	289	3	44	29	40	1	289	3	44	5	94	0	35	0	0	0	0	485
N-19	Cincinnati	43	131	1	21	21	257	1	42	21	35	0	257	1	42	2	40	0	20	3	20	0	9	388
N-26	East Carolina	32	220	3	49	25	314	3	73	25	37	0	314	3	73	5	175	1	97	2	5	0	3	534
Opponents		506	2311	21	84	209	2383	21	73	209	326	6	2383	21	73	36	773	1	97	13	54	0	11	4694
Avg/rush:		4.6				Avg/catch: 11.4				Pass effic: 143.1				KR avg: 21.5				PR avg: 4.2						

Date	Opponent	TACKLES				SACKS		FUMBLES		Int-Yds	QBH	Pass Brk	Blkd Kick	Kicks Mad-Att	XPTS		Pts Off		Pts					
		Solo	Ass	Total	TFL	Yds	No	Yds	FF						FR	Run	Rcv	Saf		TO				
S-02	@Duke	25	32	57	5	0	2	0	0	6	7	0	0	3	3	0	0	3	30					
S-10	Lafayette	34	38	72	5	0	1	3	0	0	1	0	0	2	2	0	0	0	14	14				
S-17	Rutgers	32	32	64	4	0	0	0	0	0	7	0	0	1	0	0	0	0	0	0	0	0	16	
S-24	UMass	41	12	53	6	0	1	2	0	2	1	0	0	0	0	0	0	0	0	0	0	0	0	0
O-01	@Memphis	32	20	52	4	0	0	0	0	3	3	0	0	3	3	0	0	0	0	0	0	0	0	24
O-13	@UCF	41	22	63	4	0	0	0	0	0	9	4	0	10	10	0	0	0	0	0	0	0	0	70
O-21	Tulsa	44	16	60	6	0	0	0	0	1	7	0	0	3	3	0	0	0	0	0	0	0	0	27
O-29	@Navy	16	56	72	8	0	0	0	0	0	7	9	0	3	3	0	0	0	0	0	0	0	10	27
N-05	South Florida	37	28	65	1	0	0	0	0	0	1	0	0	4	4	0	0	0	0	0	0	0	0	28
N-12	@Houston	52	26	78	7	0	0	0	0	2	1	0	0	5	5	1	0	0	0	0	0	0	0	43
N-19	Cincinnati	35	20	55	5	0	0	0	0	2	2	0	0	2	2	0	0	0	0	0	0	0	10	23
N-26	East Carolina	41	36	77	5	0	0	0	0	0	8	0	0	7	7	0	0	0	0	0	0	0	0	49
Opponents		430	338	768	60	0	58	11	11	12	105	31												



2022 HONOR ROLL



Watch Lists

- WR Amad Anderson Jr.**
2022 Paul Hornung Award.....Most Versatile Player
- QB D'Wan Mathis**
2022 Johnny Unitas Golden Arm Award.....Top Upperclassman Quarterback
- OL Isaac Moore**
2022 Wuerffel Trophy.....Community Service
- P Mackenzie Morgan**
2022 Ray Guy Award.....Top Punter

Players of the Game

	Offense	Defense	Special Teams
Duke	-	-	-
Lafayette	Barbon	L. Jordan	Fox
Rutgers	-	-	-
UMass	Sanders	Odom, McMurray	Morgan
Memphis	-	-	-
UCF	-	-	-
Tulsa	-	-	-
Navy	-	-	-
USF	Saydee	Odom	Price
Houston	-	-	-
Cincinnati	-	-	-
ECU	-	-	-

Developmental Team Players of the Week

	Offense	Defense	Special Teams
Duke	Adams	Davis, Fagley, Pruitt, Smithwick, Williams	Rose
Lafayette	Neely	Martin, Porter	Porter
Rutgers	Besecker	Boozler	Adams
UMass	T. Pergine	Clary, Mwangi	Williams
Memphis	Diaz	J. Pergine, Santiago	Geers
UCF	Diaz	J. Pergine	Santiago
Tulsa	Rose	Panno	Salla
Navy	Besecker, Davis, Fagley, Smithwick, Williams	Lambeth	J. Pergine
USF	Geers	J. Pergine	Rose
Houston	Cooper, Diaz	Porter, Petgrave	Adams
Cincinnati	R. Clark	Fry, C. Scott	Carroll, Neely
ECU	R. Clark	Akosa, C. Scott	S. Mathis

President's Honor Roll (3.5+)

Joseph Appiah Darkwa, James Faminu, Jacob Hollins, T.J. Pergine, Kevin Smithwick, Mariano Valenti, Nate Wyatt, Miles Zietek

Athletic Director's Honor Roll (3.0-3.49)

Peace Addo, Ikenna Akosa, Trey Blair, Evan Boozler, Sam Davis, Elijah Deravil, Wesley Fry, Ron Gaines, Xach Gill, Dominick Hill, Darvon Hubbard, Adam Klein, Bryce Lambeth, Jordan Magee, Jerquavion Mahone, Andrew McIlquham, Isaac Moore, Mackenzie Morgan, Jimto Obidegwu, Gage Panno, Quincy Patterson, Johnny Pergine, Jacob Porter, Camden Price, Jackson Pruitt, Wisdom Quarshie, Qwentin Rose, Brenyen Scott, Jacoby Sharpe, E.J. Warner, Ryan Williams, Kobe Wilson

Recognitions

- WR Amad Anderson Jr.**
2022 Preseason All-American Athletic Conference (Punt Returner).....Phil Steele (3rd)
- WR Jose Barbon**
2022 Academic All-Area Team.....
2022 All-American Athletic Conference.....Phil Steele (4th)
- RB Trey Blair**
2022 Team IMPACT Fellow.....
- OLB Layton Jordan**
2022 All-American Athletic Conference..... 2nd, Phil Steele (2nd)
Temple Student Athlete of the Month..... September
- OL Adam Klein**
2022 Preseason All-American Athletic Conference.....Athlon (4th)
- LB Jordan Magee**
2022 Preseason All-American Athletic Conference.....Athlon (4th)
Football Stories Defensive Player of the WeekLafayette
2022 All-American Athletic Conference.....Phil Steele (3rd)
- TE David Martin-Robinson**
2022 All-American Athletic Conference.....Phil Steele (4th)
- DL Jerquavion Mahone**
2022 Preseason All-American Athletic Conference.....Athlon (4th)
- CB Jalen McMurray**
2022 Freshman All-American Team.....CFN (2nd), The Athletic (2nd)
- P Mackenzie Morgan**
Ray's 8 Punter of the Week Nominee..... Tulsa
- OL Isaac Moore**
2022 Preseason All-American Athletic Conference.....Athlon (3rd), Phil Steele (4th)
2022 Academic All-Area Team.....
2022 All-American Athletic Conference.....Phil Steele (4th)
- SAF Alex Odom**
American Athletic Conference Honor RollUMass
Temple Student Athlete of the Week.....UMass
- K Camden Price**
AAC Special Teams Player of the Week.....USF
- OL Wisdom Quarshie**
2022-23 SAAC Executive Board..... American Athletic Conference
- CB Cameron Ruiz**
2022 Preseason All-American Athletic Conference.....Athlon (3rd)
- RB Edward Saydee**
American Athletic Conference Honor RollUSF
Temple Student Athlete of the Week.....USF
Doak Walker National Running Back of the Week.....USF
2022 Academic All-Area Team.....
2022 All-American Athletic Conference.....Phil Steele (3rd)
- DL Darian Varner**
2022 All-American Athletic Conference..... 1st, Phil Steele (2nd)
- QB E.J. Warner**
2022 Freshman All-American Team.....College Football News (HM), Pro Football Focus
American Athletic Conference Rookie of the Year.....
American Athletic Conference Honor RollHouston, ECU
Temple Student Athlete of the Week.....Houston, ECU
Temple Student Athlete of the Month.....November
- LB Kobe Wilson**
2022 Arthur Ashe Jr. Sports Scholar Award (Fourth Team).....
2022 Academic All-Area Team.....
- CB Nate Wyatt**
2022 Arthur Ashe Jr. Sports Scholar Award (First Team).....
2022 Military Bowl 3M Scholar-Athlete.....



ALL-TIME LISTS



ALL-TIME TEAM CAPTAINS

1894	Robert H. Wass	1956	Ronald Howley	1996	Henry Burris		Martin Wallace
1895	Richard Ellis		Louis Grandizio		Eric Johnson		Game captain
1896	Robert Dippy	1957	Game captains		Alshermond Singleton	2013	Ryan Alderman
1897	G. Morton Illman	1958	Game captains		Tim Terry		Levi Brown
1898	Charles Bossert	1959	Robert Aranzio	1997	Game captains		Kyle Friend
1899	John Rex		Daniel DePalma	1998	Game captains		Tyler Matakevich
1900	Howard S. Wilson	1960	Game captains	1999	Marcus Godfrey	2014	Jalen Fitzpatrick
1901	Charles G. Hoyt	1961	Game captains		Sean Martin		Kyle Friend
1902	No captain on record	1962	Game captains		Peppi Pichette		Kenneth Harper
1903	Frank T. Shraka	1963	Game captains		Theo Ross		Matt Ioannidis
1904	Roy T. Schneider	1964	Game captains		Leon Washington		Tyler Matakevich
1905	No captain on record	1965	Game captains		LeVar Talley	2015	Kyle Friend
1906	No varsity team	1966	Game captains	2000	Raheem Brock		Matt Ioannidis
1907	John Penn	1967	Game captains		Mathias Nkwenti		Tyler Matakevich
1908	Linell F. Hewes	1968	Game captains		LeVar Talley		Tavon Young
1909	Charles B. Singles	1969	Game captains	2001	Raheem Brock	2016	Dion Dawkins
	William O'Brien	1970	Joseph Mesko		Mac DeVito		Haason Reddick
1910	Samuel Loveman	1971	Robert Thornton		Chonn Lacey		Jahad Thomas
1911	Stephen Wissner	1972	Douglas Shobert		Jason McKie		Phillip Walker
1912	Herbert J. Fausel	1973	Dwight Fulton		Akeiff Staples		Avery Williams
1913	Louis Nightingale	1974	Joseph Cioffi	2002	Jairo Almonte	2017	Sean Chandler
1914	John H. Rosengarten	1975	Robert Mizia		Dan Klecko		Keith Kirkwood
1915	Herbert D. Shields		Peter Righi		Terrance Leftwich		Jacob Martin
1916	Oscar Mueller	1976	Mark Bresani		Dave Yovanovits		Nick Sharga
1917	No captain on record	1977	Anthony Anderson	2003	Taso Apostolidis	2018	Ryquell Armstead
1918-21	No teams		Seth Demberg		Zamir Cobb		Ventell Bryant
1922	George Thompson		Bruce Gordon	++++	Yazid Jackson		Michael Dogbe
1923	Van Dyke Conover	1978	Anthony Anderson		Joe Laudano		Delvon Randall
1924	Theodore Doering		Robert Brewer	2004	Troy Bennett	2019	Shaun Bradley
1925	James Gilliland		Seth Demberg		C.J. Blomvall		Jovahn Fair
1926	Benjamin Cresse	1979	Brian Broomell		Ikey Chuku		Matt Hennessy
1927	Harry J. Jacobs		Michael Curcio		Sadeke Konte		Chappelle Russell
1928	Howard B. Gugel		Casey Murphy	2005	Lawrence Wade	2020	Daniel Archibong
1929	Grover Wearshing	1980	Richard Garza		Christian Dunbar		William Kwenkeu
1930	John Bonner		Mark McCants		John Gross		Branden Mack
1931	Joseph Bannak		Colin McCarty		Ray Lamb		C.J. Perez
1932	Leon Whittock	1981	Steven Conjar		Mike Mendenhall	2021	Randle Jones
1933	Edgar Smith	1982	Vincent Mini	2006	Ryan Gore		Adam Klein
1934	Peter Stevens	1983	Tim Riordan		Mike Holley		George Reid
1935	James Russell		Kevin Ross		Elliot Seifert		Amir Tyler
1936	William Docherty	1984	Anthony Young	2007	Leyon Azubuike	2022	Xach Gill
1937	Christian Pappas		Paul Darragh		Alex Derenthal		Adam Klein
	Joe Drulis		Brian Slade		Adam DiMichele		Jordan Magee
	Moe Katz		Kurt Bamberger		Anthony Ferla		David Martin-Robinson
1938	Richard Wheeler	1985	Lloyd Yancey		Abioye Oyeyemi		Darian Varner
1939	Edward Kolman		Todd Bowles	2008	Alex Derenthal		
1940	Charles Drulis		John Rienstra		Adam DiMichele		
1941	Andrew Tomasic	1986	Game captains		Bruce Francis		
1942	Al Drulis	1987	Game captains		Dominique Harris		
1943	George Heil	1988	Game captains	2009	Terrance Knighton		
1944	Mort Hockheiser	1989	Loranzo Square		Vaughn Charlton		
1945	Jack Burns		Ray Haynes		Dominique Harris		
1946	Frank Varga	1990	Kenyatta Rush		Alex Joseph		
1947	Joseph Nejman		Dick Beck		Steve Maneri		
1948	John Rogers	1991	Swift Burch		Andre Neblett		
1949	Vincent Zelinski		Santo Stephens		Devin Tyler		
1950	Vincent Skladany		Brian Krulikowski	2010	Jaiquawn Jarrett		
1951	Robert Daley		Roman Hale		Elisha Joseph		
1952	David Lill		Efrain Cabrera		Amara Kamara		
	Pat Sarnese	1993	Tré Johnson		Darius Morris		
1953	Joseph McKee		Kyle Glasper				
	Carmen Piccone		Jason Thompson	2011	Morkeith Brown		
1954	Tex Robinson				John Palumbo		
	Jim Cloney	1994	Game captains		Adrian Robinson		
1955	George Ponis	1995	John Shay	2012	Tahir Whitehead		
	Louis Grandizio		Lance Johnstone		Justin Gildea		
			John Summerday		Marcus Green		


Multi Captains

These players have been named captain for more than one season.


Anthony Anderson.....1977-78
 Raheem Brock.....2000-01
 Seth Demberg.....1977-78
 Alex Derenthal.....2007-08
 Adam DiMichele.....2007-08
 Kyle Friend.....2013-15
 Louis Grandizio.....1955-56
 Dominique Harris.....2008-09
 Matt Ioannidis.....2014-15
 Adam Klein.....2021-22
 Tyler Matakevich.....2013-15
 Lavar Talley.....1999-00




ALL-TIME LETTERWINNERS




Henry Burris




Don Bitterlich



Todd Bowles



Mark Bresani



Bob Brewer

A ♦ A ♦ A

Michael Abbott..... 1983-84
 Dave Abdou..... 1982-84
 John Adams..... 2003-04
 Lamond Adams..... 1995-98
 Lance Adams..... 1988
 Olaniyi Adewole..... 2011-12
 George Agalias..... 1965-67
 Robert Ahlum (mgr.)..... 1941
 Shahbaz Ahmed..... 2012-15
 John Ahrin..... 1927-28
 Ryan Alderman..... 2010-13
 Vic Amoroso..... 1996-98
 Brian Allbrooks..... 2004-05
 Oniel Allen..... 1990
 Jay Allingsworth..... 1954
 Jairo Almonte..... 2001-02
 Jarred Alwan..... 2013-16
 Jace Amore..... 2001
 Vic Amoroso..... 1970-72
 Paul Anapol..... 1955
Amad Anderson..... 2021-22
 Anthony Anderson..... 1975-78
 Carl Anderson..... 1955
 Elmer Anderson..... 1934-36
 Gustave Anderson..... 1930-31
 Jemarr Anderson..... 2007
 Robby Anderson..... 2012-13, '15
 Charles Andrews..... 1997
 Scott Andrien..... 1981-84
 Jim Andrusko..... 1981-82
 Anthony Angeli..... 1985
 Gregg Angeli..... 1988-91
 Louis Angelo..... 2000
 Tony Angelo..... 1992-93
 Arnell Anthony..... 1973
 Bill Anzalone..... 1970-72
 Taso Apostolidis..... 2000-03
 Nick Apostolu..... 2017
 Bob Arangio..... 1957-59
 Daniel Archibong..... 2017-20
 Ryquell Armstead..... 2015-18
 John Armstrong..... 1986-89
 Keith Armstrong..... 1983-86
 Kevin Armstrong... 2005, 07-08
 Boye Aromire..... 2014-15
 Alex Aronow..... 1992
 Elliott Artis..... 1977-78
 Gregg Ascolese..... 1994, 96-97
 Lindell Ashburn..... 1925-26
 Samuel Ashwood..... 1938-39
 Jeremiah Atoki..... 2016-17
 Damon Atwater..... 1994
 Louis August..... 1956
 Wil Augustine..... 1930
 Mario Ayala..... 1994, 96, 98
 Leyon Azubuike..... 2005-07
 Alex Azzari..... 1971-73

B ♦ B ♦ B

John Babbett..... 1944-46
 Vic Baga..... 1961-63
 Nick Bags..... 2020
Zae Baines..... 2022
 Tom Baiunco..... 1985

James Baker..... 1934, 1937
 Matt Baker..... 1987-90
 Matt Balasavage..... 2007, 09-11
 Bob Balkunas..... 1981-83
 Vere Balmer..... 1934
 Zach Bambary..... 2014
 Kurt Bamberger..... 1983-84
 Khris Banks..... 2019-20
 Terrance Banks..... 2006-07
 Joseph Bannak..... 1929-31
 Tore Barbaccia..... 1981-83
 Ron Barbeck..... 1949-51
 Jose Barbon..... 2019-22
 Pat Barnes..... 1967-69
 Kobie Barnett..... 1995
 Bruce Baron..... 1960-62
 Roger Barr..... 1959-61
 Robert Barratt..... 1961
 Patrick Barrett..... 1969-71
 Adam Barry..... 2019-21
 Phil Bartocci..... 2008
 Richard Bateman..... 1948-50
 Stanley Batinski..... 1938-40
 Dwavon Battle..... 2005-06
 Joe Bauinco..... 1981-82
 Marc Baxter..... 1992-95
 Tom Bazis..... 1963-65
 Trad Beatty..... 2020
 Len Beck..... 1923-24
 Richard Beck..... 1987-90
 Bryan Becker..... 1967
 Ronald Becker..... 1955
 Ken Bekelja..... 1975
 James Belfie..... 1962
 David Bell..... 1987
 Rory Bell..... 2020-22
 Stephen Bell..... 2004-05
 Len Bellis..... 1946-47
 Terrence Belvin..... 2001-02
 Samuel Benjamin..... 2012, 14-15
 Troy Bennett..... 2001-04
 Fitzgerald Benson..... 1977-79
 George Benson..... 1978
 Wyatt Benson..... 2010-12
 Kyle Benzio..... 1997-98
 Mike Berger..... 1981-83
 Tom Berger..... 1994
 Pete Bernard..... 1986-88
 Ray Bernard..... 1983
 Bill Bernardo..... 1946, 48-49
 Bob Bernardo..... 1971-73
 John Berrier..... 1937-39
 Sidney Beshunsky..... 1940-42
 Satyen Bhakta..... 2003
 Curtis Bicker..... 1933
 Ronald Bicker..... 1955
 Ed Biernacki..... 1971-72
 Leon Biernacki..... 1963-64
 Ed Bigos..... 1949-51
 Ed Bilikiewicz..... 1941-42
 Michael Billops..... 2004-05
 Paul Bingaman (mgr.)..... 1950-51
 Gerard Bishop..... 1999-02
 Don Bitterlich..... 1973-75
 Trey Blair..... 2020, 22

Mike Blandina..... 1972
 Bill Blick..... 1965-67
 Jason Blissett..... 1995-97, 99
 Paul Blom..... 1977
 C.J. Blomvall..... 2003-04
 Jadan Blue..... 2019-21
 Morris Blueford..... 2007, 09-11
 John Boback..... 1977
 John Bochynski..... 1940-41
 Jon Bogle..... 1959-60
 John Bognano..... 1991-92
 Josh Boies..... 1996-97
 Anthony Bolden..... 2001-02
 Frank Bongivengo..... 1984-86
 Tony Bonitatibus..... 1978
 Cornelius Bonner..... 1929-31
 Gene Bonner..... 1972
 John Bonner..... 1927-30
 Pat Bonner..... 1995-97
 RaVon Bonner..... 2021
 William Bonner..... 1944
 William Bonsall..... 1949-50
 Cody Booth..... 2010-13
 Freddie Booth-Lloyd..... 2015-18
 Cole Boozer..... 2016-17
 Evan Boozer..... 2020, 22
 Thomas Borgesel..... 1977-79
 Jim Boscoe..... 1966-68
 Dan Bosnic..... 2001-02
 Ted Bosnjak..... 1977
 Erle Bougher..... 1941, 1945
 Aaron Boumerhi..... 2016-17
 Fred Bovoso..... 1958-59
 Ed Bowen..... 1993-96
 Connor Bowler..... 2018
 Johan Bowles..... 1938-39
 Todd Bowles..... 1982-85
 Adam Boyd..... 2002
 Hugh Boyd..... 1950-51
 Ikeem Boyd..... 2014
 John Boyd..... 1933-35
 Joseph Boyd..... 1939-41
 Pat Boyle..... 2008-11
 Sean Boyle..... 2008-09, 12-13
 Almonese Boyles..... 2000-01
 Gus Braccia..... 1952-54
 Shaun Bradley..... 2016-19
 William Bradley..... 2004-05
 Tom Bradway..... 2015-16
 Larry Brahm..... 1939-41
 JC Braker..... 2005
 Christian Braswell..... 2018-20
 Mike Brennan..... 1992
 Mark Bresani..... 1973-76
 Bob Brewer..... 1975-78
 Larry Brewton..... 1983-86
 Jim Bright..... 1949-51
 Mark Bright..... 1976-79
 Wilbert Brinson..... 2006-09
 Raheem Brock..... 1998-01
 Jerry Brodsky..... 1958-60
 Chet Bromke..... 1951-52, 55
 Brian Broome..... 1976-79
 Andrew Brown..... 1992-94
 Doug Brown..... 1974-75

Dwayne Brown..... 1998-99
 Jim Brown..... 1980-83
 Kimere Brown..... 2017-18, 20
 Leon Brown..... 1988-91
 Levi Brown..... 2010-13
 Marcus Brown..... 2006, 09
 Matt Brown..... 2009-12
 Morkeith Brown..... 2008-11
 Reggie Brown..... 1981-82
 Tim Brown..... 2004, 06
 Willie Brown..... 1995
 Jake Brownell..... 2006-09
 Ron Bruce..... 1990-91
 Alex Brunoff..... 1942, 1946-47
 Andrew Brunski..... 1939-40
 Keyvone Bruton..... 2018-19
 Ventell Bryant..... 2015-18
 Tony Buccino..... 1994
 David Buchanan..... 1926-29
 Bob Buckanavage..... 1960-62
 Ramone Budgetts..... 1997
 Shawn Bullard..... 2002-03
 Josh Bundy..... 2004-07
 Fred Buonavolta..... 1952
 Swift Burch..... 1988-91
 Decara Burgess..... 1996-97
 Joe Burgos..... 1991-92
 Terrell Burnett (mgr.)..... 1970
 Emmett Burns..... 1987
 Jack Burns..... 1943-45
 Henry Burris..... 1993-96
 Antwon Burton..... 2003, 05
 Mike Busch..... 1966-67
 Gerald Butler..... 2001
 Jerry Butler..... 1997-98
 Joseph Butler..... 1979
 Nyles Bynum..... 2007, 09-10
 Richard Byrd..... 1992


C ♦ C ♦ C

Larry Cabrelli..... 1965
 Efrain Cabrera..... 1989-92
 Tomas Cabrera..... 2010
 Edward Cahill..... 1944
 Ray Calabresse..... 1969
 Ron Caldarelli..... 1975
 Peter Calderone..... 2014
 Joseph Caliguire..... 1980
 Jim Callahan..... 1966-68
 Robert Callahan..... 1946-48
 Louis Cammisia..... 1997-99
 Michael Campbell..... 2007-10
 Randy Canzater..... 1993-95
 Bob Capello..... 1927-28
 Blaze Caponegro..... 2011-13
 Steve Caporiccio..... 1967-69
 Steve Caputo..... 2008-10
 Don Carden..... 1969-70
 Donald Carden..... 1978
 Sean Carden..... 1993-94
 J. J. Cardona..... 1996, 98
 Larry Cardonick..... 1952-54
 David Cardy..... 1984
 Pat Carey..... 1975-77
 Manny Carlis..... 1986-89

Eric Carpenter..... 2001-04
 Vaughn Carraway..... 2009-12
 Brian Carter..... 2014-17
 Frank Carter..... 1993-96
 Kenyatta Carter..... 1996-98
 Russell Carter..... 1982-84
 Kevin Cary..... 1990-92
 Andrew Case..... 2008
 Russell Caso..... 1991-92
 Gene Caterina..... 1948-50
 Nick Caterina..... 1929-31
 Todd Centeio..... 2018-19
 George Chaisson..... 1969
 Christ Chambers..... 1986, 1988
 Sean Chandler..... 2014-17
 Terrell Channell..... 2006
 Roger Chanoine..... 1994-97
 Dave Chapman..... 1972
 Evens Charles..... 1992-93
 Vaughn Charlton.....
 Ed Charters..... 2006-07, 09-10
 Ed Charters..... 1950-52
 John Charters..... 1953-54
 Larry Chester..... 1996-97
 Dave Chiavacci..... 2006
 Dave Chinnock..... 1972-74
 Lance Chisholm..... 1984-87
 Ray Chimento..... 1963-64
 John Christopher..... 2012-15
 Brandon Chudnoff..... 2012-15
 Ikey Chuku..... 2000-01, 03-04
 Michael Ciaccia..... 1955
 Louis Cian..... 1945
 Joseph Ciasullo..... 1951
 Joe Cioffi..... 1972-74
 Colin Clancy..... 2005, 08
 George Clancy..... 1975
Elijah Clark..... 2019-22
 Jon Clark..... 1992, 94-95
 Vincent Clark..... 1981
 Dyshier Clary..... 2021
 Bob Clauser..... 1980-82
 David Claypoole..... 1960
 Earl Cleghorn..... 1965-66
 Jim Cloney..... 1952-54
 William Cloud..... 1945
 Zamir Cobb..... 2000-03
 Lloyd Codada..... 2007
 Daniel Codispot..... 1985-86
 Kenneth Coffin..... 1982-84
 Chuck Cohen..... 1982-84
 Monte Cole..... 1975
 Andrew Coleman..... 2005
 Donnie Coleman..... 2000-03
 Georg Coleman..... 2005-08
 Dante Coles..... 2001
 Jeff Coles..... 1992
 Charles Collett..... 1955-56
 Barry Collins..... 1977-79
 Justin Collins..... 1995
 Wayne Colman..... 1965-67
 Trent Conelias..... 1982-85
 Steve Conjar..... 1978-81
 William Conlin..... 1929
 James Connor (mgr.)..... 1933



ALL-TIME LETTERWINNERS




Mike Busch




Pat Carey



Randy Grossman



Steve Conjar



Mike Curcio

Mike Constantatos 1987-90
 George Conti 1967-68
 P.J. Cook 1992, 1994
 Jim Cooney 1943-44
 Daquan Cooper 2011-12
 Evan Cooper, Jr. 2005-08
 Gary Cooper 1951-52
 Jim Cooper 1974-76
 Jim Cooper, Jr. (K) 2013-14
 Jim Cooper, Sr. (K) 1983-86
 Malik Cooper 2022
 Williard Cooper 1986-88
 Joe Corbi 1959-62
 Mike Corbi 1965
 Chuck Corrigan 1980
 Bill Cosby 1961
 Mike Costello 2002
 Jim Cottrell 1969
 Donald Council 1960-62
 Marcus Counts 1994-97
 Donald Covington 1963-65
 Keno Cox 1991-93
 Larry Cox 1981
 Phil Cox 1994
 Chris Coyer 2011-13
 Jim Coyle 1976-77
 William Crabtree 1960
 Charles Cranford 1925-27
 Brett Crespina 1999
 Keita Crespina 1991-92
 Arthur Cresse 1925-26
 Gilbert Crews 1985
 Joseph Crispo 1944
 Ricardo Crosling 1992
 Eric Cross 1982-85
 Bill Crouthamel 1973
 Dy'Onne Crudup 2006-08
 Linwood Crump 2016-18, 20
 Anthony Cruz 2018-19
Corey Cuascut-Palmer 2022
 Joe Cugini 1961-64
 Eugene Culbreath 1993-96
 Derrick Cunningham 1990
 Anthony Curcio 1958-59
 Mike Curcio 1976-79
 Phil Currie 1995
 George Curry 1964-65
 Kadeem Custis 2009-11
 Kevin Czaban 1998-01
 Jon Czarnecki 1963-65

D ♦ D ♦ D

Robert Daly 1949-51
 Albert D'Amico 1983
 Chris D'Amico 1983-86
 Gary Dance 1988
 DeJuan Dandridge 2021
 Frank Daniel 1965
 Bob Daniels 1951-53
 Sean Daniels 2010-12
 Richard Danson 1984-87
 Nick D'Antonio 1957-58
 Rodney Darius 1997
 Paul Darragh 1981-84
 Ramando Davidson 1991-93

William Davidson 1935-36
 Anthony Davis 2014
 Danny Davis 1993-94, 1996
 Douglas Davis 1984-85
 Durrel Davis 2003-04
 Jared Davis 1999-01, 2003
 Jason Davis 1993-96
 Jason T. Davis 1998-01
 Lonnie Davis 1980
 Re'Mahn Davis 2019
 Wendell Davis 1996-97
 Dion Dawkins 2013-16
 Konrad Dean 1997-98
 Ed Dear 1961-64
 Frank DeBerardinis 1968
 Kevin DeCaesar 2018
 Tom DeFelice 1965-67
 Anthony DeGannes 2003
James Della Pesca 2020-22
 Romond Deloatch 2012, 14-16
 Nick DeMarco 1967
 Aymon DeMauro 1980
 Seth Demberg 1975-78
 Keith Dembo 1984-87
 Leigh Denman 2004
 Thomas DeNiro 1968-69
 Derek Dennis 2007-08, 10-11
 Scott Dennis 1991-92
 Aaron Denton 1990-91
 Ray DePalma 1957-59

Elijah Deravil 2022

Mike Derchak 1965-67
 Alex Derenthal 2005-08
 Wilbur Derhy 1950
 Anthony DeSantis 1957, 59
 Joe DeSanzo 2005
 George Deveney 1988, 90-91
 Louis DeVicaris 1951
 Mac DeVito 1998-01
 Byron Dickerson 1985-86
 Khyel Dicks 1999
 Neil Dickson 2005-06
 Roy Diduk 1952
 David Diehl 1957-58
 John DiGregorio 1958-59
 Sean Dillard 1999-02
 Frank DiMaggio 1969-70
 Ralph DiMeco 1985
 Adam DiMichele 2006-08
 Alex DiMichele 2006
 George Dimitruk 1972
 Jamie Dimond 1988-89
 Karamo Dioubate 2016-19
 Ray DiPalma 1959-60
 Tyrone Ditzel 1998-00, 2002
 Hassan Dixon 2014
 Zachary Dixon 1977-78
 John DiYenno 1967
 Kyle Dobbins 2020-21
 Paul Dobransky 1954-55
 Matt Dobrowski 1955-57
 Bill Docherty 1934-36
 Kenneth Dodd 1967
 DeMarco Dodson 2004
 Michael Dogbe 2015-18

Mark Dolin 1943-46, 1948
 John Domenico 1974-75
 David Donald 1984-85
 Mark Donlevie 1973-75
 Anthony Dougal 1931
 Leon Doughty (mgr.) 1937
 Andre Douglas 2007-08
 Richard Dowiak 1974-75
 Chickie Downham 1958-60
 Gary Downing 1991-92
 James Doyle 1955-56
 Rich Drayton 1987-90
 Dave Drehl 1955
 Don Driebe 1930-31
 Daniel Drissel 1964-65
 Charles Drulis 1938-40
 Joseph Drulis 1936-37
 Paul Dubenetsky 1946-49
 Kevin Duckett 1979-80
 Patrick Dudley 1986-89
 Tom Duff 1973-75
 Mike Duffy 1979
 Joseph Dugan 1975-77
 Jim Dulin 1970
 Christian Dunbar 2002-05
 Jarrett Dunston 2006
 Rob Dvoracek 2012-13

E ♦ E ♦ E

Christ Eaddy 1985-88
 Bob Eastwick 1966-68
 Dick Eastwick 1967-69
 Arnold Ebiketie 2019-20
 James Edwards 1983
 John Edwards 1950-52
 Lawrence Edwards 1967-68
 Brett Egan 1977-79
 Red Egan 1934-35
 Gregory Egner 1928-30
 Andrew Eisenson 2020
 Marcus Elbert 2003-04
 Marshall Ellick 2016-17
 Carlton Elliott 1945
 Avery Ellis 2012, 14-16
 Mark Ellis 1990-91
 Dennis Engelman 1972-73
 Harry Engle 1925-26
 Deadrake Epps 1995-96
 Craig Epley 1980-82
 Willie Erdman 2020
 James Erment 1981-84
 Brian Erwin 1989-92
 Robert Esterly 1946-48
 Malcolm Eugene 2011
 Kwesi Evans 2020-21
 Mike Evans 1971-73

F ♦ F ♦ F

Frank Fahey 1956-58
 Jovahn Fair 2016-19

Matt Falcone 2009, 13
 Joe Familie 1968-70
James Faminu 2022
 Ralph Farra 1961-64
 David Fatherly 2006
 Jim Fatigate 1967-69
 Dan Faulkner 1972-74
 David Fecak 1961-64
 Michael Feddock 1949, 51
 William Feddock 1949, 51
 Gene Feingold 1981-83
 Dick Fekete 1962-64
 Shelly Feldman 1944, 47-48
 Michael Felton 2012-15
 Makonnen Fenton 2001-03
 Eric Fenwick 1988-91
 Jabari Ferguson 2005-08
 Umar Ferguson 2003-05
 Anthony Ferla 2006-07, 09
 Rafael Fernandes 2000
 Vincent Ferrara 1952
 Michael Ficarra 1950-51
 Adam Fichter 2002-05
 Sharif Finch 2013-15, 2017
 Joseph Finio 1958
 Ronald Fioravanti 1978-79
 John Fischer 1932
 Herb Fisher 1954-55
 Jeff Fiss 1996
 Jalen Fitzpatrick 2011-14
 Jermell Fleming 1992
 Kenneth Fleming (mgr.) 1952
 Chris Fletcher 1967-69
 Jared Folks 2016
 John Fonash 1964-65
 Frank Ford 1940-41
 Reginald Ford (mgr.) 1928
 Victor Ford 1996-98
 Jonny Forrest 2019
 Artrel Foster 2014-17
 Luke Foster 2021-22
 De'Von Fox 2020-21
 Mike Fox (mgr.) 1978-79
 Richard Fox 1939
 Bruce Francis 2005-08
 Harry Frank 1925
 Sam Franklin 2016-19
 William Frantz 1949-51
 David Frederick 1965
 Jeff Frederick 1992-94
 Grigory Frenk 2009
 John Freer 1948
 Lee French 1951-53
 Glenn Frey 1933-35
 Kyle Friend 2012-15
 Larry Fritz 1972-74
 Mike Frost 2000, 02
 Jeffery Fry 1974-75
 Fulton Fryar 1997-99
 Frank Fucetola 1970
 Fred Fuchs 1962-64
 Edward Fulmer 1938
 Bobby Fulmore 2004-05

Dwight Fulton 1971-73
 Vaughn Fulton 2018
 Michael Fuoco 1978-80

G ♦ G ♦ G


Dick Gable 1959-61
 Vincent Gabriele 1999-01
 Juan Gaddy 1994-97
 Ron Gaines 2019-22
 Neil Gale 1970
 Robert Gallagher 1979-80
 Junior Galette 2006-08
 Joseph Gallia 1933-34
 Anthony Gambone 1979-80
 Andrew Garczynski 1984-87
 Jager Gardner 2015-16, 2018-19
 Bryant Garvin 1990-91
 Rich Garza 1977-80
 Ronald Gassert 1983-85
 Wilber Gattuso 1964
 Vincent Gaudenzi 1951-52
 Harold Geise 1974-75
 Stan Gemski 1968
 Brandon George 1999-01
 Terry George 1986-89
 Roy Geraci 1954
 Mike Gerardi 2010-11
 John Geston 1930-31
 Gorham Getchell 1942
 John Ghee (mgr.) 1943, 45
 Marcus Gibbs 1988-90
 Bryan Gibson 1987
 Robert Gick 1925
 Jacob Gicker 1979-82
 Joe Gifford 1969
 Justin Gildea 2009-12
 Kessler Giles 1973
 Charles Gill 1975
 Xach Gill 2022
 Kareem Gilliard 1996-97
 James Gilliland 1925
 Gregory Gillis 1991-92
 George Gillman 1952
 Jamie Gilmore 2012-14
 Marty Ginestra 1972-73
 Robert Ginton 1946-47, 49
 Steve Giordanengo 1969-70
 Patrick Glamp 1979-80
 Kyle Glasper 1990-93
 Hugh Glassey 1967-69
 William Glenn 1942
 Keith Gloster 1984-87
 Tomiko Godbold 1997
 Donald Godek 1945
 Marcus Godfrey 1998-99
 Samuel Godfrey 1927-29
 Charles Goetz 1945
 Charles Goodall 1955-56
 Phil Goodman 2003-04
 Bruce Gordon 1976-79
 Bruce Gordon 2005
 Ryan Gore 2003-06
 John Goshow 1959-60
 Richard Gould 1987-88
 Nick Govelovich 1966-68




ALL-TIME LETTERWINNERS




Mike Hinnant




Henry Hynoski



Joe Klecko



Tre Johnson



Kevin Jones

Leslie Grace1925
 Kevin Grady 1973-75
 William Grady 1944, 47-48
 Robert Graf1989-91
 Fenton Graham 1995-97
 Tom Graham 1930
 Isaiah Graham-Mobley2017-20
 Lou Grandizio 1951-52, 55-56
 Clinton Granger2012-13
 Martin Granovic 1937-38
 Damien Grant 1996-97
 William Grant 1963-64
 Clinton Graves1970-72
 Joel Gray 2001-04
 Leon Gray1998-01
 Terry Gray 1992
 Stanley Grayson1934-36
 Corey Green1994-96
 Delano Green2007-10
 Edward Green1963-64
 Harold Green 1936
 Kenneth Green 1999-00
 Marcus Green2009-12
 Joe Greenwood1985-88
 Kee-ayre Griffin2008-11
 M.J. Griffin 2020-21
 Harold Griffith 1936
 Marcellous Grigsby2007-08
 Herb Grimes1969
 Anthony Groch1958
 Raymond Groller1933
 Henry Groman 1931
 John Gross2002-05
 Michael Grossman 1957
 Randy Grossman 1971-73
 Bill Grubb 1960-62
 Horace Grube1933
 Howard Gugel1927-29
 Fred Gunter1988-89

H ♦ H ♦ H

John Hadley 1951-53
 Jake Hagopian 1973
 Nate Hairston2013, 15-16
 Roman Hale1989-92
 John Haley2006-09
 James Hall 1935-36
 Nate Hall 1971-73
 Tracy Hall 1981
 Charles Hamburg1960-61
 Domerio Hamilton 2005-06
 C.J. Hammond2011-12
 Harrison Hand2019
 Raymond Hanes1987-88
 Tim Hanley1982-84
 Collin Hannigan2001-03
 Ben Hannum1953-54
 Ralph Hansen1947-48
 Tucker Hanson1927-30
 Bernard Hanulla1942
 Willie Hardemon2004-05
 Brett Hardenstine1978-80
 Robert Hardy1963
 Jermaine Hargraves2004
 Edrick Harley1998-99

Harold Harmon1980-83
 Jason Harper2006-09
 Kenneth Harper2011-14
 Chris Harris2003
 Dominique Harris2006-09
 Jamel Harris2003-06
 James Harris1988-91
 Montel Harris2012
 Robert Harris1974-76
 Ron Harris1975
 Tim Harris1992
 Rahsaan Harrison1997-98
 Tyrone Harrison2003
 Thomas Harron1925
 Kevin Harvey1997-99
 Manning Harvey1947-48
 Glenn Hassett1987
 Fred Hauser1945
 Doug Hayes1978-80
 Will Hayes2013-15
 Raymond Haynes1986-89
 Bob Heffner1976-78
 Dean Heidt1989
 George Heil1943, 49-51
 Jason Heilman2002
 Damian Hendricks2000-02
 Ben Hendy2005
 Jake Hendy2004-05
 Matt Hennessy2017-19
 David Henry1937
 Troy Henry1985
 Khalif Herbin2012, 14
 Pervis Herder1983-86
 Nelson Herrera1987-88
 Todd Hershman1980, 83
 Ryan Herting2006
 Jack Hewson1945-46
 William Hewson1948-49
 Rob Heyen2015
 Max Hilbert1938
 Robert Hildebrand1965

Dominick Hill2022

Edwin Hill1925
 Terry Hill2006
 Greg Hilliard1999
 Travis Hines2020
 Mike Hinnant1984-87
 Mike Hober1976-77
 Morton Hochheiser1943-45
 Jimmy Hogan2018
 Shane Hogarth2021
 Russell Holland1990
 Scott Holland1992-93
 Nate Hollander1970
 Bill Hollar1967-68
 Mike Holley2002-03, 06
Jacob Hollins2022
 Greg Hollman1998-99
 Paul Holloway1957
 Carl Holmes1984-87
 Shane Holmes1998
 Keith Holt2005-06
 Jim Honochick1938-39
 Art Hood1980-81
 David Hood2015-17

Zach Hooks2012-13
 Joseph Hooper2019-21
 Steve Hoppe1975
 Timothy Hornbaker1988-90
 Al House1981-82
 Ronald Howley1954-56
 Cliff Hubbard1957-58
Darvon Hubbard2022
 Fred Huber1967
 Anthony Hubka1943
 Eugene Hubka1942
 Bob Hudak1954-56
 John Hudak1962-63
 Tim Hull1990
 Mike Hungerford1992
 Josh Hutchison2007, 2010
 Chris Hutton2011-12
 Henry Hynoski1972-74

I ♦ I ♦ I

Buchie Ibeh2003-04
 Jay Illingsworth1954
 John Incollingo1984-87
 Tom Indio1994, 96, 98
 Nehemiah Ingram2005
 Joe Injaychock1970
 Amores Intoe1997-98
 Matt Ioannidis2012-15
 Amedeo Ippolito1934-36
 Le'Ron Irwin2006
 Audley Isaacs2018-21
 Bill Islinger1974
 Tim Israel1991, 93-95

J ♦ J ♦ J

Alex Jackson2010-12
 Allan Jackson1994-95
 Craig Jackson1988
 Elmarco Jackson1997-99
 Harold Jackson2000-01
 Yazid Jackson2000-03
 Harry Jacobs1925-27
 Glenn James1967
 John James1997-98
 Aaron Jarman2019-20
 Mike Jarmoluk1942-43, 45
 William Jarmoluk1962
 Jaiquan Jarvis2007-10
 Ralph Jarvis1985
 Jerold Jeffcoat1991-92
 Cequan Jefferson2015-16
 Sam Jenkins1989-92
 Adonis Jennings2015-17
 Jeremy Jennings2019, 21
 Steve Jewell2002
 Steve Joachim1973-74
 Paul John1959-61
 Arlan Johnson2001
 Brad Johnson1978-80
 Carlos Johnson1998-99
 Eric Johnson1993-96
 Freddie Johnson2017-21
 Jason Johnson2003-04
 Justin Johnson2004-05

Kamal Johnson2010-11, 13
 Kwame Johnson2009-10
 Kyron Johnson1999-01
 Lauren Johnson1931
 Leon Johnson2014-17
 Matt Johnson1999
 Maurice Johnson1986-89
 Mike Johnson1986
 Peter Johnson1985-87
 Randy Johnson2004
 Stephen Johnson2010-11
 Tré Johnson1990-93
 Van Johnson1992, 94-96
 Zamel Johnson2010-13
 Joe Johnsonbaugh2004-05
 Brent Johnstone1995-97
 Lance Johnstone1992-95
 Austin Jones2014-16
 Casey Jones1995
 Damian Jones1997-98
 Dave Jones1962
 David Jones1989-90
 Dean Jones1994-96
 Joe Jones2008-11
 Kevin Jones1984-87
 Marteen Jones1967-69
 Maurice Jones2009-12
 Mike Jones2017
 Randle Jones2017-18, 20-21
 Sam Jones1981-82
 Samuel Jones1970
 Todd Jones2017-18
 Warren Jones1946-47
 Wesley Jones1965
Layton Jordan2019-22
 Wayne Jordan1970
 Alex Joseph2006-09
 Elijah "Peanut" Joseph2007-10
 Elisha Joseph2007-10
 Stephen Josephson2003
 Karsaul Josiah2006
 Duke Joyner1976-77
 Jeremiah Joyner1993
 Joe Judge1973-74
 Steve Juenger1936
 Alex Juralewicz1938-40
 Bill Juzwiak1962-64

K ♦ K ♦ K

Amara Kamara2007-10
 Balansama Kamara2022
 Frank Kane1942
 Henry Kane1946
 James Kapp1951-54
 George Karayiannis1992-93
 Tyler Karpinski2013
 Edward Kasales (mgr.)1942
 Morris Katz1936-38
 John Kaufman1925
 Kevin C. Kaufman1993-95
 Robert Keels1977-79
 DeAndre Kelly2017-19
 Jim Kelly1973
 Robert Kelly1994-97


Shane Kelly2005
 Charles Kemmerer1933-35
 Chad Kern1967-69
 Keith Kerrin1994-96
 Troy Kersey1994-97
 Charles Kertel1942
 Hans Kestler1966
 Joe Khamis1998-99
 Eric Kiewlak2020
 Thomas Kilburn1970
 Tom Kilkenny1981-83
 Alex Kilkuskie1930-31
 Aldon Kille1950
 Frank Kilroy1940-41
 George King1968-70
 Mike King1978
 Thomas King1954-55
 Travon King2019
 Dave Kinka1971-73
 Keith Kirkwood2014, 2016-17
 Joe Kissel1966-67
 John Kiviackoski1947
 Dan Klecko1999-02
 Joe Klecko1973-76
 Adam Klein2018-22
 Don Klein1999-02
 Tom Klemick1969-70
 Karl Klinger1930-31
 Terrance Knighton2005-08
 Harry Knodt1956
 Mike Knuth1992
 Ron Koehler1962-64
 Peter Kolankiewicz1957
 John Koliibas1946-47
 Ed Kolman1937-39
 John Konopka1934-35
 Sadeke Konte2003-04
 Andres Korba1940-41
 Van Kostowicz1967
 Joseph Kostraba1932
 John Kovacevich1936-38
 Paul Kowalchick1972
 David Krafchik1964-65
 John Kramer1926-29
 Sam Kramer2019
 David Krczykowski1970
 Kevin Krobath2008-11
 Brian Krulikowski1988-91
 Paul Kulinski1956
 William Kull1959
 Charles Kunrow1984-85
 William Kuser1947
 John Kusko1935
 William Kwenkeu2016-18, 20-21

L ♦ L ♦ L


Chonn Lacey1998-01
 Jacob LaFree2019
 Ray Lamb2003-05
 Richard Landis1935
 Josh Lang2017
 Charles Lange1943
 Jed Lankitus1956-57
 Alexander LaSorsa1944
 Dan Lature1993



ALL-TIME LETTERWINNERS



Willie Marshall



Todd McNair



Mike Mendenhall



Russell Newman



James Nixon

Matthew Lauck.....1980-81
 Joe Laudano.....2000-03
 Lew Lawhorn.....1991-93
 Victor Lay.....1987-89
 Paul Layton.....2013
 Tim Leach.....1997-99
 Corey Lerch.....2014-17
 Joseph Lee.....1945-48
 Ramod Lee.....1995-97
 Rich Lee.....1969-70
 Terrance Leftwich.....1999-02
 Phil Lembach.....1952
 Godfrey Leonard.....1968-69
 Cole Lerch.....2018-20
 Tony Lerro.....1987-88
 Frank Letino.....1968
 Dana Levine.....2017-19
 Joe Lewis, Jr.....1990
 Krishan Lewis.....1999-02
 Ed Liberati.....1986-89
 Greg Liberty.....1989-90
 Mark Lichtenfeld.....1962-64
 David Lill.....1950-52
 Joseph Lill.....1950-51
 A.J. Lindsay.....2004
 Charles Liott.....1972-74
 Joey Lippo.....2002-03
 John Lipski.....1930-31
 William Lipski.....1943, 47
 Maurice Liston.....1936
 Bill Lites.....1960-63
 Marquise Liverpool.....2007-10
 Tealang Lloyd.....1994-96
 Andrew Locust.....1982-84
 Eric Lofton.....2012, 14-15
 Bob Logan (mgr.).....1971-73
 Andy Logue.....1962-64
 Wilfred Longsderff.....1934-35
 Roy Lorenz.....1934-35
 Daniel Lorenzini.....1970
 Harry Lorusso.....1937-38
 Charlie Lotson.....1958-60
 John Loughran.....1960-61
 Paul Loughran.....1970-72
 Michael Loveland.....2004-06
 Gerald Loviglio.....1968
 Bob Lucarini.....1955
 Excel Lucas.....1996-97
 Khiry Lucas.....2014, 16
 Gerald Lucear.....1978-81
 Rocco Luciano.....1973-75
 Michael Lukac.....1937-38
 John Lukens.....1961-62
 Luis Lumpris.....2002-03
 Ryan Lux.....2004-05
 Justin Lynch.....2021
 William Lyons.....1968

Dan Mackowsky.....1968-70
 Jim Madden.....1981-82
 Colin Madison.....2007-10
 Jim Magaziner.....1972
Jordan Magee.....2020-22
 Paul Maguire.....1949-51
 John Mahalic.....1940-41
Jerquavion Mahone.....2021-22
 John Maiden.....1948
 Ifeanyi Maijeh.....2019-20
 Saledeem Major.....2014-15
 Jamie Makowski.....1989, 91-92
 Paul Malatesta.....1962-64
 Travis Malinowski.....2019-20
 Joe Mancine.....1966-68
 Steve Maneri.....2006-09
 Travis Manger.....2006-07
 Rich Manichiello.....1966-67
 Martin Manning.....1978-79
 Brison Manor III.....2006-08
 Dante Marcella.....1927-29
 Logan Marchi.....2017
 Alexander Marcus.....1926-29
 Robert Marhalik.....1947-48
 Walter Marlin.....1980-81
 Robert Marra.....1983
 Bob Marshall.....1960-62
 Stephoun Marshall.....2013-16
 William Marshall.....1983-86
 Jeff Marshman.....1974
 Orrin Marshman.....1994
 Jacob Martin.....2014-17
 Jordan Martin.....2008-10
 Sean Martin.....1998-99
 Praise Martin-Oguike.....2014-16
David Martin-Robinson.....
.....2019-22
 Jim Martinelli.....1950, 52
 Anthony Martinez.....2003, 05
 Joseph Marzarella.....1979-81
 Ty Mason.....2018-19, 21
 Frank Massino.....1960-63
 Rich Maston.....1992-94
 Tyler Matakovich.....2012-15
D'Wan Mathis.....2021-22
 Terrence Matthews.....1996, 98-99
 Edward Mattia.....1957
 Rusty Maugel.....1966-68
 Dan Maurer.....1966
 Tyler Mayes.....2015
 Ernest Mazejka.....1944
 Frank McAleer.....1965-67
 Frank McAndrew.....2004
 Matt McArdle.....1978-81
 Franklin McBride.....1996-98
 Mike McBride.....1963-65
 Pete McBride.....2003
 Dennis McCabe.....1990-91
 W. Deion McCallum.....1997, 99
 Mike McCann.....1982
 Patrick McCann.....1962-64
 Mark McCants.....1977-80
Muheem McCargo.....2020-22
 Frank McCarthy.....1975-77

Conlin McCarty.....1977-80
 Alex McClean.....2001-03
 Mike McClearn.....1981-82
 Deandre McClurkin.....1991, 94
 John McCoach.....1945
 Joe McColgan.....1969-70
 David McCoughlin.....1992
 Kevin McCoy.....1988-90
 Reuben McCoy.....1982
 Rich McCoy.....1976-79
 Robert McCracken.....1949-50
 Robert McCracken.....1939
 Bob McCreary.....1947
 Omar McDonnaugh-Hales.....2007
 Jerry McDowell.....1982-83
 Samuel McDowell.....1950
 Ted McDuffie.....1993-95
 Frank McFillin.....1972-73
 Mike McGann.....2001-05
 Edwin McGee.....1937-39
 Joe McGee.....1950, 52-53
 Thomas McGeoy.....1942
 John McGinley.....1960-6
 Brendan McGowan.....2013-16
 James McHale.....2015, 2017-18
 Matt McHugh.....1982-83, 85
Andrew McIlquham.....2022
 Paul McKernan.....1950-52
 Jason McKie.....1998-01
 Frank McKoskey.....1927-29
 Mike McLaughlin.....2002-05
 Pat McLaughlin.....1971-73
 Brandon McManus.....2009-12
 Donald McMullin.....1983-84
 Mike McMurdo.....1973-74
Jalen McMurray.....2022
 Scott McNair.....1989-91
 Todd McNair.....1985-88
 John McNeill.....1960-62
 Jonathan McPhee.....2002-03
 Lamar McPherson.....2007-09
 John McShane.....1959-61
 Robert McWilliams.....1992, 94-95
 Rahmel Meade.....1996-97
 Walter Mebane.....2005-06
 Dan Meder.....1992
 Bill Medve.....1955-56
 Joseph Meister.....1928
 William Memolo.....1925
 Mike Mendenhall.....2002-05
 Zach Mesday.....2017-19
 John Mesics.....1937-38
 Joe Mesko.....1968-70
 John Mesko.....1974
 Chet Messervey.....1933-36
 Adam Metz.....2013
 Scott Meyer.....1961
 Steve Michaelchuck.....1972
 Zane Michalski.....1995-96
 Blair Miers.....1974-75
 David Miers.....1973-74
 Nick Mike-Mayer.....1970-72
 Carl Mikovich.....1954

Davin Miles.....1992-93
 Donald Millard.....1972-74
 Cecil Miller.....1925-26
 Deon Miller.....2010-13
 Dwayne Miller.....1992
 Mark Miller.....2002-03
 Ronald Miller.....1929
 Tom Miller.....1934-36
 Anthony Millhouse.....1979
 William Minahan.....1943
 Vinnie Mini.....1980-82
 Chris Minor.....1990
 James Miranda.....1982
 Bob Mitchell.....1992
 Re-al Mitchell.....2020
 Bob Mizia.....1973-75
 Gary Mobley.....1987-90
 Will Mobley.....2018-20
 Tom Modafferi.....1976-77
 Frank Moister.....1940-41
 Bill Monan.....2003
 Ross Mongiardo.....1977, 79-81
 Mark Monica.....1981
 Ayrton Monroe.....2019
 Ed Monteiro.....1980
 Craig Montgomery.....1988-91
 Joseph Mooney.....1937-38
 Chauncey Moore.....2019-21
 Isaac Moore.....2018-22
 James Moore.....1984-85
 Robert Moore.....1982-83
 Roderick Moore.....1981-84
 Tim Moore.....1982
 Joe Morelli.....1961-64
 Robert Morgan.....1937-39
 Mackenzie Morgan.....2022
 Charlie Morris.....1995-98
 Darius Morris.....2006-07, 09-10
Demerick Morris.....2021-22
 Doug Morris.....2006
 Sheldon Morris.....1984-87
 Ted Morris.....1959-60
 Sidney Morse.....1991-94
 Lou Morucci.....1961-64
 Joseph Mostovoy.....1927-29
 Horace Mowrey.....1934-36
 Craig Moyer.....1961-64
 Scott Moyer.....1961-62
 Greg Muckerson.....1998-01
 James Mullen.....1968-70
 Andrew Mulloy.....1927
 Kevin Mulvihill.....1927
 Casey Murphy.....1976-79
 Danny Murphy.....2004-06
 David Murphy (mgr.).....1981-84
 Tink Murphy.....1980-81
 Chris Myarick.....2016-18
 Jack Myers.....1966-67
 Sherman Myers.....1979-82

Mike Neal.....2005
 William Neal.....1935
 Andre Neblett.....2006-09
 Joe Nedley.....1976-78
 Onasis Neely.....2020
 Joe Nejmnan.....1942, 46-47
 Clinton Nelson.....1995, 97
 Daryl Nelson.....1989-92
 Richard Nelson.....1965-67
 Anthony Nembhard.....2001, 03
 Bob Nemergut.....1967-68
 Ron Nemshick.....1969-70
 Jaimen Newman.....2011-13
 Russell Newman.....1998-01
 Dave Nicholl.....1996-98
 Allen Nichols.....1937-38
 J.D. Nichols.....2001-02
 Michael Niese.....2020-21
 Edward Niewinski.....1962-64
 Domenic Nigrelli.....2017
 James Nixon.....2008-10
 Mathias Nkwenti.....1997-00
 Connor Noble.....2021
 Albert Nojunas.....1943
 Raymond Norton.....1955, 57
 Ollivio Novario.....1928-29
 Frank Nuttle.....2017-18
 Dave Nwasike.....2009
 David Nwaogwugwu.....2020

O • O • O

Jimto Obidegwu.....2021
Alex Odom.....2020-22
 Jake O'Donnell.....2016
 Wanemi Omuso.....2012-14
 Ryan O'Neal.....1989
 Obi Onejeme.....2014
 Gary Onuekwusi.....2011-12
 Chester Orseck.....1945, 47-48
 Tom Orsini.....1974-75
 Bryan Osel.....2013
 Chad O'Shea.....1956, 1958
 Scott Oster.....1995-98
 Shawn Overocker.....1996-97
 Abioye Oyeyemi.....2006-07

P • P • P

Steve Paczkowski.....1947-49
 Doug Padla.....1968-70
 Hector Pagan.....1993
 Chris Page.....2005-06
 Diego Paiva.....1995
 Chris Paliscak.....1992
 Eugene Palko.....1944
 Joseph Palmer.....1936-38
 Paul Palmer.....1983-86
 Lou Paludi.....1950-51
 John Palumbo.....2008-11
 Mike Palys.....1985-88
 Charles Panella.....1956-57
Gage Panno.....2020
 John Paolucci.....1944
 Mike Paone.....1967-68
 Joe Papiano.....1941-42

N • N • N

James Nagy.....1943
 James Namude.....2007-08
 Michael Nardi.....1957

f TEMPLE FOOTBALL @temple_fb

M • M • M


August Macali.....1936
 Walter Macenica.....1942, 46-47
 Branden Mack.....2017-20
 Kevin Mack.....1974
 Ralphiel Mack.....1991-94
 Stacey Mack.....1997-98




ALL-TIME LETTERWINNERS




John Rightus




Joe Sutton



Brian Sanford



Devin Scott



Sam Shaffer

Andrew Pappalardo.....1985-88
 Christian Pappas.....1936-37
 Deonte Parker.....2011
 Eddie Parker.....1984-87
 Robert Parker.....1967
 James Parrish.....1988-90
 Mike Parrotta, Jr.....1981-82
 Mike Parrotta, Sr.....1951-52
 Craig Parson.....1967
 Chris Parthemore.....2010, 13
 Curt Parvin.....1976-78
 Raymond Parzik.....1965
 Bob Paschall.....1972-73
 Willie Pass.....1999
 Harry Patchefsky.....1927-28
 Aaron Patterson.....1994-95
 Kip Patton.....2015
 George Paul.....1933-34
 Keyshawn Paul.....2021
 Shahid Paulhill.....2010-12
 Bryon Payne.....2005
 William Pearson.....1935
 Fred Peck.....1954-56
 Vince Pellis.....1995
 John Pendino.....1954
 Mike Pendino.....1980-82
 Robert Peresta.....1966-68
 C.J. Perez.....2020-21
 T.J. Pergine.....2022
 Anthony Perlozzo.....2008
 William Perna.....1982, 84
 Colby Perry.....2014
 Shedrick Perry.....1992, 94-95
 Yohance Perry.....2002-04
 Guy Peters.....1979-82
 Andrew Peterson.....1993-96
 Reynold Petray.....1955-57
 Joseph Petro.....1963-65
 William Phillips.....1952
 Andy Phipps.....1994-95
 Daniel Phipps.....1946
 Carmen Piccone.....1951-53
 Peppi Pichette.....1996-99
 Nick Picozzi.....2020
 Vincent Picozzi.....2017-20
 James Pidcock.....1967-68
 Bernard Pierce.....2009-11
 Brett Pierce.....2014
 Brinton Piez.....1946-49
 Joseph Pilconis.....1931, 33-34
 Bob Pilkauskas.....1983-86
 Darryl Pinkney.....1986-87
 Leon Pinto.....2019
 John Piscitelle.....1945-46
 Anthony Pitale.....1961-64
 Steve Pitler.....1965-67
 Chris Pitt.....1997, 99-01
 Darius Pittman.....2020-21
 Wiley Pitts.....1976-79
 Donald Plugge.....1954
 Boaz Pogue.....2020
 Cap Poklemba.....1999-02
 Bill Poletti.....1978-80
 Robert Polidor.....1942
 George Ponis.....1953-55

Shelly Poole.....1983-86
 Joseph Pooler.....1857-58
 Ed Poostay.....1966-67
 Jamil Porter.....2003-04
 Jose Portillo.....2000-03
 Christ Possenti.....1986-88
 Joe Possenti.....1984-87
 Tim Possenti.....1987-88, 90
 George Povilaitis.....1941-42
 Matt Powell.....2004-06
 Jim Powers.....1938, 40
 Jim Pownall.....1961
 Jerry Preschutti.....1962-64
 Jim Presto.....1981-83
 Jihaad Pretlow.....2013-14
Camden Price.....2022
 Roger Price.....2003
 William Price.....1964
 Ellis Primus.....1983-85
 Darryl Pringle.....2010-11
 Scott Pristas.....2001
 Stan Primus.....2004-05
 Phil Prohaska.....1977-79
 Greg Pronko.....1983-84
 Dave Puchalski.....1967-69
 William Pulley.....1930-31
 Mike Purri.....1952-54
 Ed Pyne.....1965

Q ♦ Q ♦ Q

Widom Quarshie.....2020-22
 Willard Quick.....1974
 Jacob Quinn.....2013-14
 Thomas Quinn.....1987-89

R ♦ R ♦ R

Mel Radowitz.....1966-67
 George Radu.....1999-00
 Anthony Ragunas.....1947
 Kwantel Raines.....2021
 John Ramsey.....1951-52
 Delvon Randall.....2015-18
 James Ranniello.....1959-60
 Charles Ratomski.....1944
 Kadas Reams.....2020-22
 Haason Reddick.....2013-16
 Rich Redick.....1969
 Samaj Reed.....2014, 16
 Dale Reese.....1949-51
 David Reese.....2002, 04-06
 Henry Reese.....1930-31
 Brian Regan.....1981-82
 Thomas Regan.....1934
 Evan Regas.....2011-13
 George Reid.....2018-21
 Dan Reign.....1988-89
 Connor Reilly.....2012-14
 Thomas Reilly.....1927
 Ed Reinoso.....1964-65
 Vincent Renzo.....1935, 37
 Joe Rettig.....1980
 John Reynolds.....1932
 Thomas Rice.....1959-61
 Larry Richard.....1975

Tom Richards.....1990, 92
 Anthony Richardson.....1989-91
 Vince Richardson.....1965
 Joseph Richman.....1941-42
 John Rienstra.....1983-85
Yvandy Rigby.....2021-22
 Pete Righi.....1973-75
 John Rightus.....1952-54
 Norman Rines.....1930-31
 Garvin Ringwelski.....1999-00, 02-03
 Timothy Riordan.....1981-83
 Rob Ritrovato.....2016-18
 William Roan (mgr.).....1940
 Tremaine Roberts.....1933-34
 Harold Roberts.....1945
 Jeff Roberts.....1975
 Jermaine Roberts.....1997-99
 William Roberts.....1927
 Kevin Robertson.....2019-21
 Anthony Robey.....2011-14
 Adrian Robinson.....2008-11
 Avereer Robinson.....2013-16
 Daryl Robinson.....2007
 Jaelin Robinson.....2016-18
 Jake Robinson.....2016-18
 Tex Robinson.....1951-55
 Quincy Roche.....2017-19
 Will Rodgers.....2021
 Dave Rodier.....1974
 Evan Rodriguez.....2009-11
Richard Rodriguez.....2021-22
 John Rogers.....1942, 46-48
 Eugene Romanoski.....1967
 Elmer Romeis.....1961-64
 Scott Roorda.....2012-13
 James Rorapaugh.....1931
 Tom Rosahac.....1992
 Joe Rosati.....1977-79
 Sean Roscoe.....1984
 Robert Roseman (mgr.).....1939
 Kevin Ross.....1980-83
 Theo Ross.....1996-99
 Joseph Rostock.....1983-84
 Thomas Rothwell.....1952
 Ken Rowe.....1980
 Ronald Rowe.....1955-56
 Warren Rozelle.....1944
 Cliff Rubicam.....1926-29
 Carl Rubin.....1931
 Donald Rubin.....1931
 Ron Rubino.....1963
 Tom Ruchlewicz.....1974
 Laren Rudisill.....1963-65
 Aaron Ruff.....2017-18
 Cameron Ruiz.....2021-22
 Tayvon Ruley.....2020-21
 Thomas Rumer.....2015
 Kenyatta Rush.....1987-90
 Chapelle Russell.....2016-19
 James Russell.....1933-35
 Anthony Russo.....2018-20
 Louis Russo.....1968-70
 Leo Rutkoski.....1953-54
 Sean Ryan.....2018

Edward Rzepski.....1945

S ♦ S ♦ S

Robert Sack.....1998-02
 Lee Sager.....1987-88
 Sam Sakocius.....1976-77
 Bob Salla.....1974-77
 Lee Saltz.....1983-86
 Adonicas Sanders.....2022
 Tariq Sanders.....2003-04
 Brian Sanford.....2006-09
 James Sansone.....1988
 Nick Santa Cruz.....2005-06
 Pancho Santangelo.....1975
 Frederick Santinga.....1988
 Anthony Sapnas.....1986-87
 George Sarkos.....1950-52
 Pat Sarnese.....1950-52
 Jalen Satchell.....2022
 Sean Satchell.....2006
 Craig Sawyer.....1984-86
Edward Saydee.....2020-22
 Terry Scalise.....1969-70
 Frank Schaefer.....1933-35
 William Schalles.....1963-65
 Nate Schiccatano.....2006
 David Schlagel.....1992
 Tony Schmitz.....1990-91
 Robert Schoen.....1957
 George Schollenberger.....1927-29
 Jeremy Schonbrunner.....2009-11
 Toreen Schonyers.....1986-87
 Carl Schreep.....1937
 Verne Schreiber.....1937-38
 Jamal Schulters.....2007-08
 Garrett Schultz.....2005
 Garry Schultz.....1969-70
 Tom Schwinn.....1960-61
 Edward Schwoppe.....1937, 39
 Rick Scialla.....2000
 Al Scofield.....1981
Brenyen Scott.....2022
 Devin Scott.....1998-01
 Julian Scott.....2000-01
 Pat Scullin.....1973-74
 Clifford Seaber.....1936
 Ismael Seals.....2003
 Clifford Seaver.....1940-41
 Elliot Seifert.....2003-06
 Warren Seltzer.....1959
 Dennis Serina.....1966-68
 Nick Serino.....1941
 Griffin Sestili.....2018, 20
 Dick Sforza.....1964-65
 Sam Shaffer.....1978-81
 Chris Shanley.....1991-92
 David Shapiro.....1933-34
 Nick Sharga.....2015-17
 Jacoby Sharpe.....2021
 Tanardo Sharps.....1999-02
 John Shay.....1993-95
 Robert Shearer.....1989-91
 Thomas Sheehan.....2000

Travis Shelton.....2004, 06-08
 Michael Shemonsky.....1965
 Kip Shenefelt.....1982-85
 Philip Shepard.....1999-01
 Leslie Shepherd.....1990-91
 Richard Sheppard.....2005-08
 Dennis Sher.....1965
 Darryl Shine.....2012
 Brandon Shippen.....2013-15
 Bob Shires.....1981-83
 Bill Shirk.....1979-80, 82
 Ed Shirk.....1957-58
 Doug Shobert.....1970-72
 Dean Sholders.....1992-93
 Edward Shubeck.....1982-84
 Joe Sieminski.....1970-72
 Louis Siesser.....1974
 Tony Siminitus.....1976-77
 Jacob Simon.....2004-05
 Ron Simone.....1956
 James Simpson.....2000
 Philip Simpson.....2004, 06
 Kelly Sims.....1992
 Darren Sinclair.....2004-05
 Bill Singletary.....1970-72
 Alshermund Singleton.....1993-96
 Tim Singleton.....1992
 Francis Sirocky.....1943
 Andrew Skladany.....1946, 48-50
 Thomas Skladany.....1947-49
 William Skrosky.....1986
 Brian Slade.....1981-84
 George Slater.....1944-45
 Ray Slavin.....1937
 Tom Sloan.....1971-73
 Marv Slomsky.....1958-59
 Phil Slosburg.....1945-47
 Arthur Slowey.....1944
 Frank Smaka.....1961-64
 John Small.....1968-70
 Abdul Smith.....2011-13
 Ahkeem Smith.....2010-12
 Allan Smith.....1968-69
 Alston Smith.....2005
 Andrew Smith.....2003-05
 Arnold Smith.....1965-67
 Chris Smith.....2016-17
 Edgar Smith.....1931, 33-34
 Gordon Smith.....1935-36
 James Smith.....1948-49
 John Smith.....1983-86
Jordan Smith.....2019-22
 Mark Smith.....1960-63
 Nate D. Smith.....2012-15
 Nate L. Smith.....2014-16
 Willie Smith.....2016
 Dave Smukler.....1934-35
 John Soboeiro.....1957-58
 Mark Sohl.....1967
 Frank Somensky.....1958-59
 Wes Sornisky.....1976-77
 Angelo Sparagna.....1940-42
 James Spears.....1993




ALL-TIME LETTERWINNERS



Phil Slosburg

Steven Speers.....1962-64
 Rogel Spencer.....2003
 George Speros.....1983
 Don Spiller.....1971-72
 Charles Sproule.....1962
 Loranzo Square.....1986-89
 Eddie Stafford.....1997
 Norman Stahl (mgr.).....1943
 J.D. Stanley.....2000-03
 Akeiff Staples.....1997, 99-01
 Robert Stark.....1977-80
 Alex Starzyk.....2014-17
 Jeff Staton.....1990-92
 Lonnie Staton.....1955-56
 Pat Staub.....1973-75
 Jamelle Steele.....1997
 Rush Stehlin.....1941
 Allan Steinberg.....1960-61
 Richard Steinberg.....1955-56
 Jeff Stempel.....1973-75
 Santo Stephens.....1988-91
 Clem Stevens.....1936-38
 Pete Stevens.....1933-35
 Ronnie Stevenson.....2020-21
 Ventres Stevenson.....1986-89
 Chester Stewart.....2008-11
Ian Stewart.....2022
 Chris Stinger.....1977-80
 Dean Stiteler.....1972-74
Victor Stoffel.....2021-22
 Dick Stolte.....1951-53
 Josh Stoner.....1999
 John Stonik.....1933-34
 Manny Stoupakis.....2000
 Ken Stout.....1952-54
 Thomas Strahan.....1926
 Ed Stranix.....1992, 94-95
 Rod Streater.....2010-11
 Kenneth Streich.....1977-79
 Jack Stricker.....1963-65
 Tom Stricker.....1961-62
 Mike Stromberg.....1964-65
 Ken Stubbolo.....1981-83
 Terrence Stubbs.....
1999-00, 02-03
 John Stuffick.....1945
 Allan Sturges.....1936-38
 Adrian Sullivan.....2016-17
 Taylor Suman.....1998-01
 John Summerday.....
1992, 94-95
 Worthington Surrick.....
1925-26
 George Sutch.....1940-42
 Joseph Sutton.....1946
 Robert Sutton.....1969-70
 Ryan Sutton.....2006
 Conrad Swanson.....1990-91
 Michael Swanson.....
1984, 86-87
 John Sweel.....1933-34
 Jon Swift.....1994




Doug Shobert

Ronald Sykes.....1961
 John Sylvester.....1941, 46
 Sean Szarka.....2002-03

T ♦ T ♦ T

Shanga Tabb.....2000-01
 Rich Taber.....1973-75
 Dapo Taiwo.....1995
 LeVar Talley.....1997-00
 Manuel Tapia.....2002-05
 Alphonso Taylor.....1990-91
 Gregory Taylor.....1988-89
 Jullian Taylor.....2017
 Kevin Taylor.....1991
 Joe Teklits.....1973-75
 Nick Tellie.....1965-66
 Marlin Terrell.....2008
 David Terry.....1999-02
 Kiser Terry.....2013-14
 Tim Terry.....1993-96
 Daniel Testa.....1933-34
 Anthony Tezsla.....1985-88
Bryce Thoman.....2021-22
 Charles Thomas.....1946
 David Thomas.....1990
 Derrek Thomas.....2016-17
 Gordon Thomas.....2017
 Jahad Thomas.....2014-16
 Jeffrey Thomas.....1987-88
 Jyquis Thomas.....2015, 2017-18
 Colin Thompson.....2014-16
 Gary Thompson.....1988-90
 James Thompson.....1955-57
 James Thompson.....1984-86
 Jason Thompson.....1993
 Jayson Thompson.....1998-99
 Lafton Thompson.....1999-02
 Trent Thompson.....1990-91
 Bob Thornton.....1970
 Joseph Thum.....1943
 William Tiley.....1935
 John Timko.....1942, 47
 Steve Timko.....1950
 James Tindall.....2008
 Glenn Tinner.....1991-93
 Kenneth Tissue.....1926
 Mike Tomasetti.....1970
 Andy Tomic.....1939-41
 John Tomosky.....1966-67
 Brian Touhey.....1973-74
 Dave Townsend.....1962-63
 Lester Trammer.....1999-02
 Wayne Tribue.....2008-11
 Chris Tremel.....2007
 Robert Trewweek.....1948
 Michael Tripp.....1996-98
 Andy Tryens.....1947, 49
Lancine Turay.....2022
 Andre Turner.....1982
 Andrew Turner.....2004
 Thomas Turner.....1930
 John Tutko.....1950-51



Dave Smukler

Gerry Twardowski.....1966-67
 Sheldon Tweedle.....1973
 Amir Tyler.....2018-21
 Devin Tyler.....2006-09
 Joe Tyrrell.....1949-51
 Marc Tyson.....2014

U ♦ U ♦ U

George Ulmer.....1962
 Mark Ulsh.....1974-75
 John Urban.....1956-57
 Jerry Urias.....1997-98

V ♦ V ♦ V

Brian Vaganek.....1989-92
 Steve Vajda.....1992
 Art Valli.....1966
 Fred Van Istendal.....1931
 Dan Van Norton.....2013
 William Van Syckle.....1937-38
 Frank Varga.....1942, 45-47
 Darian Varner.....2021-22
 David Vaughn.....1965-66
 Eugene Vellela.....1944
 George Venerosa.....1933-34
 Dominique Veney.....2002
 Bob Verrelle.....1975-78
 Edward Virshup.....1943-46
 Nick Visco.....2013
 Richard Vishab.....1956-57
 Chris Voit.....1981-82


W ♦ W ♦ W

Lawrence Wade.....2000, 02-04
 Earl Wagner.....1961-63
 Larry Walding.....1992, 94
 Andrew Waldron.....1988-89
 Edwin Walker.....1935-36
 Gary Walker.....1964-65
 Kevin Walker.....1995, 97
 Manny Walker.....2020-21
 Phillip Walker.....2013-16
 Rodney Walker.....1984-87
 Shawn Walker.....2000-01
 Alvin Wallace.....1966-67
 Jamal Wallace.....1999-02
 Martin Wallace.....2010-12
 Rian Wallace.....2002-04
 John Waller.....1966-68
 Benny Walls.....2017-19
 Dick Walsh.....1959-61
 Howard Walsh.....1943
 Richard Walsh.....1957-61
 Gary Walter.....1968-69
 Charles Walters.....1937-39
 Thomas Walters.....1951-53
 Hershey Walton.....2012-15
 Joseph Walton.....1925
 Albert Waltzer.....1944-46
 Jeffrey Ward.....1983-86
 Jalen Ware.....2020-22



LeVar Talley

E.J. Warner.....2022
 Eric Warren.....1987-90
 Carnell Washington.....1987-88
 Leon Washington.....1998-99
 Nate Washington.....1954-55
 Randy Washington.....1998-99
 Walter Washington.....2003-04
 Wilbur Washington.....1992-93
 Jeff Wathne.....2007-10
 Jim Watson.....1967-69
 Steve Watson.....1976-78
 William Watson.....1938-40
 Donald Watts.....1933-34
 Lamar Watts.....1992
 Lambert Watts.....2004
 Stodie Watts.....1959-60
 Ernie Wayland.....1960-62
 Grover Wearshing.....1927-30
 Tommie Weatherspoon.....
2007-08
 Mark Weaver.....1978
 Gary Webb.....1972-74
 Greg Webb.....2016-17
 Richard Wehler.....1938-38
 Bernard Weinberger.....1943
 Dave Weinraub.....1961
 Arturo Weldon.....1984-87
 Alex Wells.....2014-15
 Brian Wensel.....1978-80
 Joe Wentzell.....1992-93
 Charles Wesko.....1983-85
 Drew Wesnak.....1978-80
 Brian West.....1999-01
 Michael West.....1985
 Francis Whalen.....1926
 Maxwell Wharton.....1940
 Brendon White.....1942
 Gavin White.....1949-51
 Moses White.....1992
 Nishi-Naka White.....1999
 Pete White.....2013
 Quinten White, Jr.....2008-11
 Roger White.....1949-51
 Spencer White.....1967-68
 Kedrick Whitehead.....
1994-95, 97
 Tahir Whitehead.....2008-11
 Charles Whitfield.....1992
 Jeff Whittingham.....2009, 12-13
 Leon Whittock.....1930-32
 Peter Wichmann.....2008
 Charles Wigo.....1930
 Delonne Wilbourn.....2003-05
 Warren Wilcox.....1987-90
 Muhammad Wilkerson.....
2008-10
 Calvin Wilkinson.....1997-99
 Avery Williams.....2014-16
 Barry Williams.....1993
 Dave Williams.....1960
 Garrett Williams.....2020
 Ken Williams.....1975



Hershey Walton

Mark Williams.....1972-74
 Mike Williams.....1994
 Rick Williams.....1995, 98-99
 Rodney Williams.....2018
 Tommie Williams.....2007-08
 Travon Williams.....2017-19
 Zaire Williams.....2013
 Kenyatta Williamson.....1997-98
 Albert Wilson.....1943-45
 Clifford Wilson.....1997
 Kobe Wilson.....2020-22
 Woodrow Wilson (mgr.).....1934
 Charlie Wing.....1964
 DaeSean Winston.....2018-19, 21-22
 Lloyd Wise.....1934-35
 Kevin Witchey.....1983
 Jordan Witzel.....2001
 Ernest Wolf.....1928
 Gary Wolf.....1961
 Andrew Wolfrum.....1945
D.J. Woodbury.....2021-22
 James Woodside.....1941-42
 Dennis Woomer.....1967
 Rodney Wormley.....2002, 04-05
 Shannon Worthy.....1986-89
 Isaiah Wright.....2016-19
 Jason Wright.....1999-00
 Robert Wright.....1989-90
 Terry Wright.....1985-86
 William Wright.....1985-88
 Rudolph Wuennenberg.....1944
 Duke Wuzzardo.....1950-52
 Nate Wyatt.....2021-22
 Kasmer Wysocki.....1945

Y ♦ Y ♦ Y

Rock Ya-Sin.....2018
 Lloyd Yancey.....1982-85
 Brodrick Yancy.....2014, 2016-18
 Vince Yasenchak.....2003, 05
 Kenny Yeboah.....2018-19
 John Youboty.....2011-12
 Anthony Young.....1981-84
 Tavon Young.....2012-15
 Vernon Young.....1950-52
 Dave Yovanovits.....1999-02
 Stephen Yuan.....2010

Z ♦ Z ♦ Z

Joseph Zaborowski.....1948-50
 Christian Zahnov.....1930-31
 Henry Zajkowski.....1940-41
 Charles Zalonka.....1940
 Michael Zanghi.....1969-70
 Joseph Zanin.....1933-35
 Chester Zareck.....1930-31
 Harold Zastrow.....1935-36
 Gene Zawowski.....1944-48
 Malin Zerbiebel.....1939
 Vincent Zielinski.....1946-49
 Jim Zipay.....1966-67
 Ralph Zitomer.....1948-50

Criteria: A letter will be issued to a member of the team who has played in 100 plays during the course of a season. If a player has a starting role on special teams for the entire season but fails to meet that criteria, they will letter. Letters will be awarded to those in their final year of eligibility if they have been with the program for four seasons.



ALL-TIME OWLS IN THE PROS



ALL-TIME NFL DRAFT HISTORY

Year	Rd.	Pick	Player	Name	Team	Pos.
2023	6	25	202	Christian Braswell	Jaguars	CB
2022	2	6	38	Arnold Ebiketie	Falcons	DE
2020	3	14	78	Matt Hennessy	Falcons	C
	5	23	169	Harrison Hand	Vikings	CB
	6	17	196	Shaun Bradley	Eagles	LB
	7	27	241	Chapelle Russell	Buccaneers	LB
2019	2	2	34	Rock Ya-Sin	Colts	CB
	5	2	140	Ryquell Armstead	Jaguars	RB
	7	35	249	Michael Dogbe	Cardinals	DT
2018	6	12	186	Jacob Martin	Seahawks	DE/LB
	7	5	223	Jullian Taylor	49ers	DT
2017	1	13	13	Haason Reddick	Cardinals	DL/LB
	2	31	63	Dion Dawkins	Bills	OL
	5	14	158	Nate Hairston	Colts	DB
2016	4	6	104	Tavon Young	Ravens	DB
	5	13	152	Matt Ioannidis	Commanders	DL
	7	26	246	Tyler Matakevich	Steelers	LB
2012	3	21	84	Bernard Pierce	Ravens	RB
	4	16	111	Evan Rodriguez	Bears	TE
	5	3	138	Tahir Whitehead	Lions	LB
2011	1	30	30	Muhammad Wilkerson	Jets	DL
	2	22	54	Jaiquawn Jarrett	Eagles	DB
2009	3	8	72	Terrance Knighton	Jaguars	DT
2005	5	30	166	Rian Wallace	Steelers	LB
2003	4	20	117	Dan Klecko	Patriots	DT
	7	23	237	Dave Yovanovits	Jets	OT
2002	7	27	238	Raheem Brock	Eagles	DE
2001	4	16	111	Mathias Nkwenti	Steelers	OT
1997	4	32	128	Alshermond Singleton	Buccaneers	LB
1996	2	27	57	Lance Johnstone	Raiders	LB
	6	20	187	Jon Clark	Bears	OT
1994	2	2	31	Tré Johnson	Commanders	OL
1989	8	25	220	Todd McNair	Chiefs	RB
1988	3	23	78	Ralph Jarvis	Bears	DE
	8	18	211	Mike Hinnant	Steelers	TE
1987	1	19	19	Paul Palmer	Chiefs	RB
	6	5	145	Willie Marshall	Packers	WR
	11	24	303	Larry Brewton	Browns	DB
1986	1	9	9	John Rienstra	Steelers	OG
	6	20	158	Lloyd Yancey	Cowboys	OG
1985	3	5	61	Anthony Young	Colts	DB
1984	7	5	173	Kevin Ross	Chiefs	DB
1983	8	13	209	Mike McClearn	Browns	OG
1982	10	9	260	Gerald Lucear	Vikings	WR
1981	12	26	330	Mark McCants	Falcons	DB
1980	8	25	218	Mike Curcio	Eagles	LB
	9	6	227	Mark Bright	Colts	RB
	12	23	328	Wiley Pitts	Oilers	WR
1979	8	26	218	Robert Brewer	Chiefs	OG
	11	22	297	Zach Dixon	Broncos	RB
1977	6	5	144	Joe Klecko	Jets	DT
	6	25	164	Jim Cooper	Cowboys	OT
1976	3	32	92	Don Bitterlich	Seahawks	K
1975	6	24	154	Harry Hynoski	Browns	RB
	7	4	160	Steve Joachim	Colts	QB
	17	13	429	Garry Webb	Eagles	DE
1973	4	19	97	Bill Singletary	Chargers	LB
	10	14	248	Nick Mike-Mayer	Falcons	K
1970	9	15	223	Chris Fletcher	Chargers	DB
1969	8	3	185	Jim Callahan	Falcons	WR
1967	14	11	352	Mike Stromberg	Jets	LB
1966	20	13	303	Joe Petro	Browns	QB
1958	30	2	351	Jim Thompson	Eagles	E
1955	18	7	212	Joe Stout	Giants	B
	29	12	349	Ted (Tex) Robinson	Browns	B
1954	19	10	227	Bob Edmiston	49ers	T
1953	9	4	101	Pat Sarnese	Steelers	T
1952	24	4	281	Joe Tyrrell	Eagles	G
1948	6	4	39	Phil Slosburg	Yanks	B
1946	15	4	134	Johnny Timko	Bears	C
	19	2	172	Jack Burns	Yanks	B
	19	3	173	Bill Cloud	Steelers	T
1945	7	8	62	Mike Jarmoluk	Lions	T
1944	19	9	195	Jimmy Woodside	Steelers	C
1943	22	4	204	George Sutch	Cardinals	B
	27	3	253	Al Drulis	Cardinals	G
1942	16	1	141	Andy Tomasic	Steelers	B
1940	5	7	37	Ed Kolman	Bears	T
	12	10	110	Ed McGee	Giants	G
1937	9	6	86	Bill Docherty	Commanders	T

ACTIVE OWLS IN THE PROS

[as of July 1, 2023]

Name (Years Lettered)	Team	Pos.
NATIONAL FOOTBALL LEAGUE (24)		
Chosen Anderson (2011-13, 2015)	Miami Dolphins	WR
Jose Barbon (2019-22)	Dallas Cowboys	WR
Shaun Bradley (2016-19)	Philadelphia Eagles	LB
Christian Braswell (2018-20)	Jacksonville Jaguars	CB
Sean Chandler (2014-17)		SAF
Dion Dawkins (2013-16)	Buffalo Bills	OL
Michael Dogbe (2015-18)	Jacksonville Jaguars	DT
Arnold Ebiketie (2017-20)	Atlanta Falcons	DE
Sam Franklin (2016-19)	Carolina Panthers	SAF
Nate Hairston (2014-16)	Arizona Cardinals	CB
Matt Hennessy (2016-19)	Atlanta Falcons	OL
Keith Kirkwood (2014, 2016-17)	New Orleans Saints	WR
William Kwenkeu (2016-21)	Minnesota Vikings	LB
Jacob Martin (2014-17)	Houston Texans	DE/LB
Tyler Matakevich (2012-15)	Buffalo Bills	LB
Brandon McManus (2009-12)	Jacksonville Jaguars	K
Chris Myarick (2016-18)	New York Giants	TE
Michael Niese (2020-21)	Tampa Bay Buccaneers	OL
Haason Reddick (2013-16)	Philadelphia Eagles	DE/LB
Quincy Roche (2016-19)	Pittsburgh Steelers	DE
Chapelle Russell (2016-19)	Pittsburgh Steelers	LB
Phillip Walker (2013-16)	Chicago Bears	QB
Rock Ya-Sin (2018)	Baltimore Ravens	CB
Kenny Yeboah (2016-19)	New York Jets	TE
CANADIAN FOOTBALL LEAGUE (5)		
Ryquell Armstead (2015-18)	Ottawa RedBlacks	RB
Avery Ellis (2012, 2014-16)	Montreal Alouettes	DL
Eric Lofton (2012-14-15)	Saskatchewan Roughriders	OL
Isaac Moore (2018-22)	Calgary Stampeders	OL
Avery Williams (2013-16)	Montreal Alouettes	LB
UNITED STATES FOOTBALL LEAGUE (2)		
Leon Johnson (2013-17)	Pittsburgh Maulers	OL
C.J. Perez (2020-21)	Philadelphia Stars	OL
XFL (2)		
Isaiah Graham-Mobley (2017-20)	Arlington Renegades	LB
Austin Jones (2015-16)	Houston Roughnecks	K
NATIONAL ARENA LEAGUE (5)		
Freddie Booth-Lloyd (2015-18)	Orlando Predators	DL/RB
Romond Deloatch (2012-16)	Columbus Lions	WR
Jager Gardner (2015-16, 2017-18)	Arizona Rattlers	RB
Delvon Randall (2015-18)	Orlando Predators	WR/DB
Anthony Russo (2017-20)	Massachusetts	QB



ALL-TIME OWLS IN THE PROS



OWLS IN THE SUPER BOWL

Name	Pos.	Team	Game	Champs
Shaun Bradley	LB	Philadelphia Eagles	LVII	2/12/23
Haason Reddick	LB	Philadelphia Eagles	LVII	2/12/23
Jullian Taylor	DL	San Francisco 49ers	LIV	2/2/20
Brandon McManus	K	Denver Broncos	50	2/7/16 *
Terrance Knighton	DT	Denver Broncos	XLVIII	2/2/14
Bernard Pierce	RB	Baltimore Ravens	XLVII	2/3/13 *
Raheem Brock	DT	Indianapolis Colts	XLIV	2/7/10
Raheem Brock	DT	Indianapolis Colts	XLI	2/4/07 *
Dan Klecko	DL	Indianapolis Colts	XLI	2/4/07 *
Jason McKie	FB	Chicago Bears	XLI	2/4/07 *
Rian Wallace	LB	Pittsburgh Steelers	XL	2/5/06 *
Dan Klecko	DL	New England Patriots	XXXIX	2/6/05 *
Dan Klecko	DL	New England Patriots	XXXVIII	2/1/04 *
Alshermond Singleton	LB	Tampa Bay Buccaneers	XXXVII	1/26/03 *
Calvin Wilkinson	LB	Baltimore Ravens	XXXV	1/28/01 *
James Parrish	OT	Pittsburgh Steelers	XXX	1/28/96 *
James Parrish	OT	Dallas Cowboys	XXVIII	1/30/94 *
Todd Bowles	DB	Wash. Commanders	XXII	1/31/88 *
Steve Watson	WR	Denver Broncos	XII	1/31/88 *
Anthony Anderson	RB	Pittsburgh Steelers	XIV	1/20/80 *
Randy Grossman	TE	Pittsburgh Steelers	XIV	1/20/80 *
Randy Grossman	TE	Pittsburgh Steelers	XIII	1/21/79 *
Randy Grossman	TE	Pittsburgh Steelers	X	1/18/76 *
Randy Grossman	TE	Pittsburgh Steelers	IX	1/12/75 *

OWLS IN THE NFL PRO BOWL

Name	Pos.	Team	Years
Dion Dawkins	T	Buffalo Bills	2022-23
Haason Reddick	LB	Philadelphia Eagles	2023
Mike Jarmoluk	T	Philadelphia Eagles	1952
Tré Johnson	T	Washington Commanders	2000
Frank "Bucko" Kilroy	G	Philadelphia Eagles	1953-55
Joe Klecko	DT	New York Jets	1982, '84-86
Ed Kolman	T	Chicago Bears	1941-43
Haason Reddick	LB	Philadelphia Eagles	2023
Kevin Ross	CB	Kansas City Chiefs	1990-91
Steve Watson	WR	Denver Broncos	1982
Muhammad Wilkerson	DL	New York Jets	2016

SCHOOL RECORD IN 2012
 Temple's 2012 class of signees — three draftees and nine rookie free agents — set the school record for the largest NFL signing class with 12 players.

*According to professional team records
 AL — American Football League (merged with NFL in 1970)
 AFL — Arena Football League
 AFL2 — Arena Football 2
 CFL — Canadian Football League
 IFL — Indoor Football League
 NAL — National Arena League
 SIFL — Southern Indoor Football League
 USFL — United States Football League
 WLAF — World League of American Football
 NFL — NFL Europe

- Shahbaz Ahmed, OL**
Atlanta Falcons2016NFL
Pittsburgh Steelers.....2016NFL
- Anthony Anderson, RB**
Pittsburgh Steelers.....1979NFL
Atlanta Falcons1980NFL
Philadelphia Stars.....1983 .. USFL
- Robbie (Chosen) Anderson, WR**
New York Jets 2016-19NFL
Carolina Panthers.....2020-22NFL
Arizona Cardinals.....2022NFL
Miami Dolphins2023-present.....NFL
- Daniel Archibong, DT**
Chicago Bears.....2021.....NFL
Pittsburgh Steelers.....2021.....NFL
- Ryquell Armstead, RB**
New York Giants.....2021.....NFL
Green Bay Packers2021.....NFL
Jacksonville Jaguars 2019-20, 2021-22NFL
DC Defenders2023XFL
Ottawa RedBlacks.....2023-present.....CFL
- Matt Balasavage, TE**
Baltimore Ravens2012NFL
- Jose Barbon, WR**
Dallas Cowboys2023-present.....NFL

- Stanley Batinski, G**
Detroit Lions1941-47NFL
Boston Yanks.....1948NFL
New York Bulldogs.....1949NFL
- Don Bitterlich, K**
Seattle Seahawks.....1976NFL
- C.J. Blomvall, OL**
Hamburg Sea Devils..... 2006-07 .. NFL
Los Angeles Avengers..... 2008 AFL
- Cody Booth, OL**
Chicago Bears.....2014NFL
Jacksonville Jaguars2014NFL
Washington Commanders2016NFL
- Freddie Booth-Lloyd, DL/RB**
Orlando Predators.....2019-present NAL
- Cole Boozer, OL**
Tampa Bay Buccaneers..... 2018-19NFL
DC Defenders2020-present.....XFL
- Todd Bowles, DB**
Washington Commanders ..1986-90, '92-93NFL
San Francisco 49ers.....1991NFL
- Pat Boyle, OL**
Detroit Lions 2011-12NFL
Washington Commanders2013NFL
- Shaun Bradley, LB**
Philadelphia Eagles2020-presentNFL
- Lawrence Brahm, G**
Cleveland Rams.....1942NFL
New York Giants1943NFL
- Christian Braswell, CB**
Jacksonville Jaguars2023-presentNFL
- Larry Brewton, CB**
Cleveland Browns.....1987NFL
- Raheem Brock, DL**
Philadelphia Eagles 2002NFL
Indianapolis Colts.....2002-09NFL
Seattle Seahawks.....2010-11NFL
- Chuck Brodnick, C**
Philadelphia Eagles1934NFL

- Brian Broomall, QB**
Los Angeles Express.....1983 .. USFL
- Levi Brown, DL**
Baltimore Ravens2014NFL
- Matt Brown, RB/WR**
Tampa Bay Buccaneers.....2013NFL
Saskatchewan Roughriders.....2014 CFL
- Morkeith Brown, DL**
Philadelphia Soul.....2013-14 AFL
- Tim Brown, RB**
Billings Outlaws2008-2010IFL
B.C. Lions..... 2011-15 CFL
Calgary Stampeders2015-16 CFL
- Willie Brown, LB**
B.C. Lions.....1998 CFL
- Andrew Brunski, C**
Philadelphia Eagles1943NFL
- Ventell Bryant, WR**
Cincinnati Bengals2019NFL
Dallas Cowboys..... 2019-20NFL
Carolina Panthers.....2020-21NFL
Ottawa RedBlacks.....2022NFL
- Swift Burch, DL**
Toronto Argonauts 1994-95 CFL
Ottawa Rough Riders1996 CFL
Montreal Alouettes 1997-02 CFL
- Joe Burgos, OL/DL**
Toronto Argonauts 1994-96 CFL
New Jersey Red Dogs1997 AFL
Hamilton Tiger Cats.....1998 CFL
Florida Bobcats..... 2000 AFL
New Jersey Gladiators.....2001 AFL

@temple_fb
 TEMPLE FOOTBALL
 f



ALL-TIME OWLS IN THE PROS



Henry Burris, QB

Calgary Stampeders.....1998-99.....CFL
 Saskatchewan Roughriders.....2000-01.....CFL
 Green Bay Packers.....2001.....NFL
 Chicago Bears.....2002.....NFL
 Saskatchewan Roughriders.....2003-04.....CFL
 Calgary Stampeders.....2005-11.....CFL
 Hamilton Tiger-Cats.....2012-13.....CFL
 Ottawa RedBlacks.....2014-17.....CFL

Antwon Burton, DT

Denver Broncos.....2006-07.....NFL
 Kansas City Chiefs.....2008.....NFL
 St. Louis Rams.....2008.....NFL
 Carolina Panthers.....2009.....NFL

Sean Chandler, DB

New York Giants.....2018-20.....NFL
 Carolina Panthers.....2020-present.....NFL

Roger Chanoine, OL

St. Louis Rams.....1998-99.....NFL
 Cleveland Browns.....1999-02.....NFL
 Jacksonville Jaguars.....2002.....NFL

Larry Chester, DT

Indianapolis Colts.....1998-2000.....NFL
 Carolina Panthers.....2001.....NFL
 Miami Dolphins.....2002-04.....NFL

Jon Clark, OL

Chicago Bears.....1996-97.....NFL
 Arizona Cardinals.....1998-01.....NFL

Zamir Cobb, WR

Pittsburgh Steelers.....2004.....NFL
 Arizona Cardinals.....2006.....NFL

Wayne Colman, LB

Philadelphia Eagles.....1968-69.....NFL
 New Orleans Saints.....1969-74, '76.....NFL

Jim Cooper, OL

Dallas Cowboys.....1977-86.....NFL

Eric Coss, G/C

New York Jets.....1987.....NFL

Mike Curcio, LB

Philadelphia Eagles.....1981-82.....NFL
 New York Giants.....1982.....NFL
 Green Bay Packers.....1983.....NFL

Keita Crespina, DB

Toronto Argonauts.....1994.....CFL
 England Monarchs.....1998..W.LAF
 New Jersey Red Dogs.....1999-00.....AFL
 New Jersey Gladiators.....2001.....AFL
 Tampa Bay Storm.....2002-03.....AFL
 Philadelphia Soul.....2004-05.....AFL

William Davidson, B

Pittsburgh Pirates.....1937-39.....NFL

Wendell Davis, TE/FB

San Diego Chargers.....1998-2000.....NFL
 Edmonton Eskimos.....2002.....CFL

Dion Dawkins, OL

Buffalo Bills.....2017-present.....NFL

Romond Deloatch, TE

Ottawa RedBlacks.....2017-18.....CFL
 Columbus Lions.....2021-present.....NAL

Derek Dennis, OL

Chicago Bears.....2013.....NFL
 Carolina Panthers.....2014.....NFL
 Arizona Rattlers.....2015-16.....AFL
 Calgary Stampeders.....2016-17.....CFL
 Ottawa RedBlacks.....2017.....CFL
 Saskatchewan Roughriders.....2017-19.....CFL
 New York Guardians.....2020.....XFL
 Calgary Stampeders.....2022-present.....CFL

Adam DiMichele, QB

Winnipeg Blue Bombers.....2009.....CFL
 Erie Explosion.....2011.....SIFL
 Philadelphia Soul.....2012.....AFL

Zach Dixon, RB

Denver Broncos.....1979.....NFL
 New York Giants.....1979.....NFL
 Philadelphia Eagles.....1980.....NFL
 Baltimore Colts.....1980-82.....NFL
 Seattle Seahawks.....1983-84.....NFL

Michael Dogbe, DT

Arizona Cardinals.....2019-22.....NFL
 Jacksonville Jaguars.....2023-present.....NFL

Albert Drulis, B

Chicago Cardinals.....1945-46.....NFL
 Pittsburgh Steelers.....1947.....NFL

Charles Drulis, G

Chicago Bears.....1942, 45-50.....NFL
 Green Bay Packers.....1950.....NFL

Arnold Ebiketie, DE

Atlanta Falcons.....2022-present.....NFL

John Egan, QB

Rochester Tigers.....1936.....AL

Avery Ellis, DL

Ottawa RedBlacks.....2017-21.....CFL
 Montreal Alouettes.....2022, 2023-present.....CFL
 Edmonton Elks.....2022.....CFL

Jovahn Fair, OL

Kansas City Chiefs.....2020.....NFL
 Cleveland Browns.....2020.....NFL

Sharif Finch, DE

Tennessee Titans.....2018-19, 2021.....NFL
 Cincinnati Bengals.....2019.....NFL
 Las Vegas Raiders.....2020.....NFL
 New York Jets.....2020-21.....NFL
 New Orleans Saints.....2021.....NFL

Chris Fletcher, DB

San Diego Chargers.....1970-76.....NFL

Sam Franklin, LB

Carolina Panthers.....2020-present.....NFL

Glenn Frey, B

Philadelphia Eagles.....1936-37.....NFL

Kyle Friend, OL

New York Jets.....2016.....NFL
 Pittsburgh Steelers.....2017.....NFL
 Carolina Panthers.....2018.....NFL
 Cleveland Browns.....2019.....NFL

Junior Gallette, LB

New Orleans Saints.....2010-14.....NFL
 Washington Commanders.....2015-16.....NFL

Rich Garza, G

Philadelphia Stars.....1983..USFL
 San Antonio Gunslingers.....1984-85..USFL

Gorham Getchell, E

Baltimore Colts.....1947.....NFL

Phil Goodman, WR/LB

Tri-Cities Fever.....2008.....AFL2

Leslie Grace, E

Newark Tornadoes.....1930.....NFL

Thomas Graham, G

Philadelphia Eagles.....1935.....NFL

Isaiah Graham-Mobley, LB

Carolina Panthers.....2022.....NFL
 Arlington Renegades.....2023-present.....XFL

Randy Grossman, TE

Pittsburgh Steelers.....1974-81.....NFL

Leonard Gudd, E

Philadelphia Eagles.....1934.....NFL

Fred Gunter, DB

Massachusetts Marauders.....1994.....AFL

Nate Hairston, DB

Indianapolis Colts.....2017-19.....NFL
 New York Jets.....2019-20.....NFL
 Denver Broncos.....2020-21.....NFL
 Minnesota Vikings.....2022.....NFL
 Arizona Cardinals.....2022-present.....NFL

Harrison Hand, CB

Minnesota Vikings.....2020-22.....NFL
 Chicago Bears.....2022.....NFL

Thomas "Swede" Hanson, B

Brooklyn Dodgers.....1931.....NFL
 Staten Island Stapletons.....1932.....NFL
 Philadelphia Eagles.....1933-37.....NFL
 Pittsburgh Pirates.....1938.....NFL

Dominique Harris, DB

Tampa Bay Buccaneers.....2010-12.....NFL
 Hamilton Tiger-Cats.....2013.....CFL

James Harris, DE

Minnesota Vikings.....1993-95.....NFL
 St. Louis Rams.....1996-97.....NFL
 Oakland Raiders.....1998-2000.....NFL

Matt Hennessy, OL

Atlanta Falcons.....2020-present.....NFL

Mike Hinnant, TE

Pittsburgh Steelers.....1988-89.....NFL
 Barcelona Dragons.....1991-92..W.LAF
 Detroit Lions.....1992.....NFL

Henry Hynoski, RB

Cleveland Browns.....1975.....NFL

Buchie Ibeh, WR/DB

Chicago Rush.....2006.....AFL

Matt Ioannidis, DL

Washington Commanders.....2016-21.....NFL
 Carolina Panthers.....2022.....NFL

Mike Jarmoluk, T

Chicago Bears.....1946-47.....NFL
 Boston Yanks.....1948.....NFL
 Philadelphia Eagles.....1949-55.....NFL

Jaiquawn Jarrett, DB

Philadelphia Eagles.....2011-12.....NFL
 New York Jets.....2013-15.....NFL

Ralph Jarvis, DE

Chicago Bears.....1988.....NFL
 New York Jets.....1988.....NFL
 Buffalo Bills.....1989-90.....NFL
 Indianapolis Colts.....1990.....NFL
 Tampa Bay Storm.....1992-93.....AFL
 Massachusetts Marauders.....1994.....AFL
 Milwaukee Mustangs.....1995-98.....AFL

Jerold Jeffcoat, NT

Tampa Bay Storm.....1994, 96-97.....AFL
 Scottish Claymores.....1995-96..W.LAF
 Buffalo Destroyers.....2000.....AFL

Adonis Jennings, WR

Green Bay Packers.....2018.....NFL
 Salt Lake Stallions.....2019.....AAF
 Los Angeles Wildcats.....2020-present.....XFL

Steve Joachim, QB

New York Jets.....1976.....NFL

Kamal Johnson, DL

Miami Dolphins.....2014.....NFL

Leon Johnson, OL

Denver Broncos.....2018.....NFL
 Salt Lake Stallions.....2019.....AAF
 Houston Roughnecks.....2020.....XFL
 Calgary Stampeders.....2019-20.....CFL
 Winnipeg Blue Bombers.....2022.....CFL
 Philadelphia Stars.....2022-23..USFL
 Pittsburgh Maulers.....2023-present..USFL

Lorne Johnson, B

Philadelphia Eagles.....1934.....NFL

Maurice Johnson, TE

Philadelphia Eagles.....1991-95.....NFL

Tré Johnson, OG

Washington Commanders.....1994-2000.....NFL
 Cleveland Browns.....2001.....NFL
 Washington Commanders.....2002.....NFL

Van Johnson, WR/DB

Albany Firebirds.....1999-2000.....AFL
 Indiana Firebirds.....2001-03.....AFL
 New York Giants.....2008.....NFL

Joe Johnsonbaugh, FB/LB

Peoria Pirates.....2008.....AFL2
 Tri-Cities Fever.....2008.....AFL2



ALL-TIME OWLS IN THE PROS



Lance Johnstone, DE
 Oakland Raiders.....1996-2000, 2006.....NFL
 Minnesota Vikings.....2001-05.....NFL

Austin Jones, K
 Houston Roughnecks.....2023-present.....XFL

Maurice Jones, DB
 Chicago Bears.....2013.....NFL

Mike Jones, CB
 New York Giants.....2018.....NFL
 Winnipeg BlueBombers.....2019-21.....CFL
 Montreal Alouettes.....2022.....CFL
 BC Lions.....2023.....CFL

Alex Joseph, LB
 Green Bay Packers.....2010.....NFL
 San Francisco 49ers.....2010-11.....NFL
 Hamilton Tiger-Cats.....2012.....CFL

Elisha Joseph, DL
 Calgary Stampeders.....2013.....CFL

Tom Kilkenny, LB
 Chicago Blitz.....1984..USFL
 Denver Gold.....1985..USFL

Frank "Bucko" Kilroy, T
 Phil-Pitt Steagles.....1943.....NFL
 Philadelphia Eagles.....1944-55.....NFL

Keith Kirkwood, WR
 New Orleans Saints..2018-19, 2022-present.....NFL
 Carolina Panthers.....2020-22.....NFL

Dan Klecko, DT
 New England Patriots.....2003-05.....NFL
 Indianapolis Colts.....2006-07.....NFL
 Philadelphia Eagles.....2008.....NFL
 Atlanta Falcons.....2010.....NFL

Joe Klecko, DL
 New York Jets.....1977-87.....NFL
 Indianapolis Colts.....1988.....NFL

Don Klein, OL/DL
 Colorado Crush.....2004.....AFL
 Philadelphia Soul.....2006.....AFL
 Austin Wranglers.....2007-08.....AFL

Terrance Knighton, DT
 Jacksonville Jaguars.....2009-12.....NFL
 Denver Broncos.....2013-14.....NFL
 Washington Commanders.....2015.....NFL
 New England Patriots.....2016.....NFL

Edward Kolman, DT
 Chicago Bears.....1940-44.....NFL
 New York Giants.....1949.....NFL

John Konopka, B
 Philadelphia Eagles.....1936.....NFL

Brian Krulikowski, DL
 Iowa Barnstormers.....1995.....AFL
 Minnesota Fighting Pike.....1996.....AFL
 New Jersey Red Dogs.....1997-98.....AFL

William Kwenkeu, LB
 Minnesota Vikings.....2022-present.....NFL

John Kusko, B
 Philadelphia Eagles.....1936-38.....NFL

Chonn Lacey, DB
 New York Dragons.....2004.....AFL
 Frankfurt Galaxy.....2006..NFLE
 Amsterdam Admirals.....2006..NFLE
 Hamburg Sea Devils.....2007..NFLE

Joe Laudano, OL/DL
 New York Dragons.....2005-08.....AFL

Paul Layton, P
 Green Bay Packers.....2014.....NFL

Dana Levine, DE
 New York Giants.....2020.....NFL

John Lipski, C
 Philadelphia Eagles.....1933-34.....NFL

Eric Lofton, OL
 Ottawa RedBlacks.....2017-18.....CFL
 BC Lions.....2019.....CFL
 Edmonton Eskimos.....2019-20.....CFL
 Winnipeg Blue Bombers.....2022.....CFL
 Saskatchewan Roughriders.....2023-present.....CFL

Gerald Lucear, WR
 Philadelphia Stars.....1983..USFL

Branden Mack, WR
 Denver Broncos.....2021.....NFL
 Pittsburgh Maulers.....2022..USFL

Stacey Mack, FB
 Jacksonville Jaguars.....1999-02.....NFL
 Houston Texans.....2003.....NFL

Colin Madison, OL
 San Jose SaberCats.....2015-17.....AFL
 Baltimore Brigade.....2018-present.....AFL

Steve Maneri, TE/OL
 Houston Texans.....2010.....NFL
 New England Patriots.....2010-11.....NFL
 Kansas City Chiefs.....2011-12.....NFL
 Chicago Bears.....2013.....NFL
 Tampa Bay Buccaneers.....2014.....NFL
 New England Patriots.....2014.....NFL

Alex Marcus, DE
 Philadelphia Eagles.....1933.....NFL

Jacob Martin, DE/LB
 Seattle Seahawks.....2018-19.....NFL
 Houston Texans.....2019-21, 2023-present.....NFL
 New York Jets.....2022.....NFL
 Denver Broncos.....2022.....NFL

Praise Martin-Oguike, DL
 Miami Dolphins.....2017.....NFL
 Arizona Cardinals.....2018.....NFL
 Seattle Dragons.....2020.....XFL
 Ottawa RedBlacks.....2021-22.....CFL

Tyler Matakevich, LB
 Pittsburgh Steelers.....2016-19.....NFL
 Buffalo Bills.....2020-present.....NFL

Mark McCants, DB
 Philadelphia Stars.....1983-85..USFL

Mike McClearn, T
 Philadelphia Stars.....1984..USFL

Teddy McDuffie, WR/DB
 Buffalo Destroyers.....2002-03.....AFL

Mike McGann, QB
 Indianapolis Colts.....2006-07.....NFL
 Hamburg Sea Devils.....2007..NFLE

Ed McGee, T
 New York Americans.....1940.....AL
 New York Giants.....1940.....NFL
 Boston Yanks.....1944-46.....NFL

Jason McKie, FB
 Dallas Cowboys.....2002.....NFL
 Chicago Bears.....2003-09.....NFL
 Baltimore Ravens.....2010.....NFL

Brandon McManus, K/P
 Indianapolis Colts.....2013.....NFL
 New York Giants.....2014.....NFL
 Denver Broncos.....2014-22.....NFL
 Jacksonville Jaguars.....2023-present.....NFL

Todd McNair, RB
 Kansas City Chiefs.....1989-93, 96.....NFL
 Houston Oilers.....1994-95.....NFL

Mike Mendenhall, DE
 Berlin Thunder.....2007..NFLE

Nick Mike-Mayer, K
 Atlanta Falcons.....1973-77.....NFL
 Philadelphia Eagles.....1977-78.....NFL
 Buffalo Bills.....1979-82.....NFL
 San Antonio Gunslingers.....1984-85..USFL
 Chicago Bruisers.....1987.....AFL
 Los Angeles Cobras.....1988.....AFL

Davin Miles, OL/DL
 Albany Firebirds.....1998.....AFL

Isaac Moore, OL
 Calgary Stampeders.....2023-present.....CFL

Charlie Morris, OL/DL
 Arizona Rattlers.....2000-04.....AFL
 Nashville Kats.....2005-08.....AFL

Chris Myarick, TE
 Miami Dolphins.....2019-21.....NFL
 Cincinnati Bengals.....2021.....NFL
 New York Giants.....2021-present.....NFL

Andre Neblett, DT
 Carolina Panthers.....2010-13.....NFL

Russell Newman, DT
 Denver Broncos.....2003.....NFL

Allen Nichols, B
 Pittsburgh Steelers.....1945.....NFL

Michael Niese, OL
 Denver Broncos.....2022.....NFL
 Tampa Bay Buccaneers.....2023-present.....NFL

Mathias Nkwenti, OT
 Pittsburgh Steelers.....2001-03.....NFL

Scott Oster, OL/DL
 New York Dragons.....2001.....AFL

Paul Palmer, RB
 Kansas City Chiefs.....1987-88.....NFL
 Dallas Cowboys.....1989.....NFL
 Detroit Lions.....1989.....NFL
 Barcelona Dragons.....1991..WFLA

James Parrish, OT
 Indianapolis Colts.....1993.....NFL
 San Francisco 49ers.....1993.....NFL
 Dallas Cowboys.....1993-94.....NFL
 Pittsburgh Steelers.....1995.....NFL

C.J. Perez, OL
 Philadelphia Stars.....2022-present..USFL

Bernard Pierce, RB
 Baltimore Ravens.....2012-14.....NFL
 Jacksonville Jaguars.....2015.....NFL
 New York Jets.....2016.....NFL

Joe Pilconis, E
 Philadelphia Eagles.....1934, 36-37.....NFL

Delvon Randall, SAF
 Philadelphia Eagles.....2019.....NFL
 Orlando Predators.....2022-present.....NFL

Haason Reddick, DL/LB
 Arizona Cardinals.....2017-20.....NFL
 Carolina Panthers.....2021.....NFL
 Philadelphia Eagles.....2022-present.....NFL

Henry Reese, C
 New York Giants.....1933-34.....NFL
 Philadelphia Eagles.....1935-39.....NFL
 New York Americans.....1940.....AL

John Rienstra, OG
 Pittsburgh Steelers.....1986-90.....NFL
 Cleveland Browns.....1991-92.....NFL

Tim Riordan, QB
 Philadelphia Stars.....1984-85..USFL
 New Orleans Saints.....1987.....NFL

Rob Ritrovato, FB
 New York Giants.....2019.....NFL

Adrian Robinson, DE
 Pittsburgh Steelers.....2012-13.....NFL
 Denver Broncos.....2013.....NFL
 San Diego Chargers.....2013.....NFL
 Washington Commanders.....2014.....NFL

Jaelin Robinson, OL
 Atlanta Falcons.....2019.....NFL
 Los Angeles Wildcats.....2020-present.....XFL

Quincy Roche, DE
 Pittsburgh Steelers.....2021, 2023-present.....NFL
 New York Giants.....2021-22.....NFL



ALL-TIME OWLS IN THE PROS



Evan Rodriguez, TE

Chicago Bears.....2012NFL
 Miami Dolphins2013NFL
 Buffalo Bills2014NFL
 Tampa Bay Buccaneers..... 2014-15NFL
 San Antonio Commanders.....2019AAF
 Seattle Dragons.....2020-presentXFL

Kevin Ross, CB

Kansas City Chiefs1984-93, 97NFL
 Atlanta Falcons1994-95NFL

Chapelle Russell, LB

Tampa Bay Buccaneers..... 2020NFL
 Jacksonville Jaguars 2021-22NFL
 Pittsburgh Steelers.....2022-presentNFL

James Russell, T

Philadelphia Eagles1936-37NFL

Anthony Russo, QB

San Antonio Brahmas2023XFL
 Massachusetts2023-presentNAL

Lee Saltz, QB

Detroit Lions1987-88NFL
 Winnipeg Blue Bombers.....1988-90CFL
 San Antonio Riders1991. WLAF
 New England Patriots.....1992NFL
 St. Louis Stampede1995AFL

Brian Sanford, DE

Cleveland Browns..... 2010-14NFL

Jeremy Schonbrunner, OL

Philadelphia Soul.....2012AFL
 Tampa Bay Storm2015-18AFL

Elliott Seifert, OL

New York Dragons 2008NFL

Nick Sharga, FB

Oakland Raiders2018NFL
 New York Giants2018NFL

Leslie Shepherd, WR

Washington Commanders 1994-98NFL
 Cleveland Browns.....1999NFL
 Miami Dolphins2000-01NFL
 Montreal Alouettes 2002CFL

Brandon Shippen, WR

Miami Dolphins2016NFL
 Los Angeles Rams.....2016NFL
 Kansas City Chiefs2017-18NFL
 Tennessee Titans2018NFL

John Shultz, B

Frankford Yellowjackets1930NFL

Bill Singletary, OL

New York Giants1974NFL
 San Diego Chargers.....1974NFL

Alshermund Singleton, LB

Tampa Bay Buccaneers..... 1997-02NFL
 Dallas Cowboys2003-06NFL

Philip Slosburg, B

Boston Yanks.....1948NFL
 New York Bulldogs.....1949NFL

Abdul Smith, DB

Chicago Bears.....2014NFL

Dave Smukler, B

Philadelphia Eagles1936-39NFL
 Boston Yanks.....1944NFL

Pat Staub, OG

Boston Breakers.....1983 ..USFL

Santo Stephens, LB

Kansas City Chiefs1993NFL
 Cincinnati Bengals1994NFL
 Jacksonville Jaguars1995NFL

Pete Stevens, B

Philadelphia Eagles1936NFL

Chester Stewart, QB

Baltimore Ravens2012NFL

Rod Streater, WR

Oakland Raiders2012-15NFL
 Kansas City Chiefs2016NFL
 San Francisco 49ers.....2016NFL
 Buffalo Bills2017NFL
 Cleveland Browns2018-19NFL

Mike Stromberg, LB

New York Jets1968NFL

Terrence Stubbs, WR

New York Jets2004NFL
 Los Angeles Avengers..... 2007-08AFL

John Stylianos, B

Buffalo Indians1940AL

John Summerday, OL/DL

Albany Firebirds.....1998-99AFL
 New England Seawolves2000AFL
 Toronto Phantoms.....2001-02AFL

George Sutch, B

Chicago Cardinals.....1946NFL

Joe Sutton, B

Buffalo Indians1940AL
 Philadelphia Eagles1950-52NFL

John Sylvester, B

New York Yankees1947NFL
 Baltimore Colts.....1948NFL

Alfonso Taylor, DL

Denver Broncos.....1993NFL

Jullian Taylor, DT

San Francisco 49ers.....2018-20NFL
 Tennessee Titans2021NFL
 Minnesota Vikings.....2022NFL

Tim Terry, DE

Cincinnati Bengals1997-99NFL
 Kansas City Chiefs2000NFL
 Seattle Seahawks.....2001-02NFL

Jahad Thomas, RB

Dallas Cowboys.....2017NFL
 New York Giants2017NFL
 New York Jets2017-18NFL

Colin Thompson, TE

New York Giants2017NFL
 Chicago Bears2017-18NFL
 Birmingham Iron2019AAF
 New York Giants2019NFL
 Tampa Bay Vipers2020XFL
 Carolina Panthers.....2020-22NFL

Andy Tomasic, B

Pittsburgh Steelers.....1942, 43-46NFL

Wayne Tribue, OL

Denver Broncos.....2012NFL
 San Francisco 49ers.....2013NFL
 Philadelphia Soul.....2014AFL
 Dallas Cowboys.....2014NFL
 Jacksonville Sharks2014-15AFL
 Philadelphia Soul.....2016-19AFL

Devin Tyler, OL

Arizona Cardinals2010-11NFL
 Edmonton Eskimos2012CFL
 Saskatchewan Roughriders.....2013-14CFL
 Winnipeg Blue Bombers.....2014-18CFL

Joe Tyrrell, G

Philadelphia Eagles1952NFL

Jerry Urias, S

Hamilton Tiger Cats.....2000-01CFL

Phillip Walker, QB

Indianapolis Colts.....2017-19NFL
 Houston Roughnecks..... 2020XFL
 Carolina Panthers.....2020-22NFL
 Chicago Bears.....2023-presentNFL

Jamal Wallace, DB

Philadelphia Soul.....2004AFL

Martin Wallace, OT

Cleveland Browns2013NFL
 Carolina Panthers.....2014-15NFL

Rian Wallace, LB

Pittsburgh Steelers.....2005-06NFL
 Washington Commanders 2008NFL

Steve Watson, WR

Denver Broncos.....1979-87NFL

Tahir Whitehead, LB

Detroit Lions2012-17NFL
 Oakland Raiders2018-19NFL
 Carolina Panthers..... 2020NFL
 Arizona Cardinals.....2021NFL

Muhammad Wilkerson, DT

New York Jets2011-17NFL
 Green Bay Packers2018-19NFL

Calvin Wilkinson, LB

Baltimore Ravens 2000NFL

Avery Williams, LB

Houston Texans2017NFL
 Ottawa RedBlacks2018-22CFL
 Montreal Alouettes2023-presentCFL

Isaiah Wright, WR

Washington Commanders 2020-21NFL
 Toronto Argonauts2022NFL

Terry Wright, CB

Indianapolis Colts.....1987-88NFL

Rock Ya-Sin, CB

Indianapolis Colts.....2019-21NFL
 Las Vegas Raiders.....2022NFL
 Baltimore Ravens2023-presentNFL

Kenny Yeboah, TE

New York Jets2021-presentNFL

John Youboty, DE

Denver Broncos.....2013-15NFL

Anthony Young, FS

Indianapolis Colts.....1985NFL

Tavon Young, DB

Baltimore Ravens2016-21NFL
 Chicago Bears.....2022NFL

Dave Yovanovits, OL

New York Jets2003-04NFL
 Cleveland Browns2005NFL
 Detroit Lions2006NFL
 New Orleans Saints2007NFL



ALL-TIME ASSISTANT COACHES

Dwayne Aaron (GA).....2023-present
 Herb Adderley..... 1978
 Ben Albert.....2011-12
 Don Augustine (GA).....2002
 Jared Backus.....2007-09
Bill Bailey (SC).....2022-present
 Kevin Baldock (GA)..... 2000-01
 Jordan Barber (Asst. SC)..... 2017-18
 Joe Battaglia (GA).....2017-18
 Dick Bedesam.....1973-74
 Satyen Bhakta (GA)..... 2006-08
 Bob Bicknell.....2006
 Sean Binckes (GA).....2022
 Cody Booth (GA).....2017-18
 Cole Boozer (GA).....2022
 Dave Borbely.....1989-91
Dominique Bowman.....2023-present
 Pat Boyle (GA).....2015-16
 Sean Boyle (GA).....2019
 Gus Braccia.....1956
 Curtis Bray.....2007-08
 David Brock.....2002-04
Andrew Brooks (Ast SC)2022-present
 Francis Brown.....2013-16, 2019
 Preston Brown.....2022
 Sterling Brown.....1980
 John Brunner.....1970-80
Keith Bruno (A).....2023-present
 Shawn Bryson (GA).....2013
 Jack Burns.....1953-54
 Nathan Burton.....2018
 Lew Carpenter.....1997
 Derek Carr (GA).....2014-15
 Rubin Carter.....2004
 Wally Chambers.....1986-88
 Deon Chester.....1993-94
 Ron Chismar.....1989-92
 Clyde Christensen.....1983-85
 Eric Church (GA).....2018
 Curt Cignetti.....1989-92
 Colin Clancy (GA).....2013
 Bill Clay.....1988
Marvin Cleidor.....2022-present
 Earl Cleghorn.....1968-82
 Tim Conner (A).....2017-18
 Evan Cooper, Jr. (GA).....2013
 Charles Crews (GA).....1997-98
 Sean Cronin.....2011-12
 Steve Crutchley (A).....2019-21
 Eddie Davis.....1986-88
Austan Davis (GA).....2023-present
 Paul Davis.....1983-85
 Ryan Day.....2006, 2012
 Tony Decker (SC).....2006-10
 Andrew Dees.....2006-10
 Dave DeFilippo.....1962-65
 George DeLeone.....2006-07, 2016
 Mark DeLeone (GA).....2011
 Tony DeMeo.....1988
 Sean Desai.....2010
 Lou DeVicaris.....1953
 Mac DeVito (GA).....2003
 John Devlin.....1986-87
 Brett Diersen.....2019-21
 Adam DiMichele.....2013-14, 2017-20
 Bob Dipipi.....1973-84
 Tyrone Dixon.....1992
 Don Dobs.....1989-92
 Mark Dolin.....1955
 Mark D'Onofrio.....2006-10
 John Drew.....1970-82
 Dave Dunkelberger.....1990-92
 Rob Dvoracek (GA).....2016
 Rick Dykes.....1989-90

D.J. Eliot.....2022
 Walt Evans (SC).....1991-92
 Joe Familie.....1986-88
 Eric Fargo (GA).....2014-15
 Dave Feeley (SC).....2017-18
Chris Fenelon (SC).....2022-present
 Charlie Fisher.....2000-01
 John Fisher (GA).....2022
 Rip Flippo (GA).....1999-00
 Ed Foley.....2008-10, 13-18
Tyree Foreman.. 2007-14, 23-present
 Jethro Franklin.....2010
 Stan Freedman.....1975-77
 Justin Frye.....2011-12
 Shelton Gaffney (Asst. SC).....2013-14
 Justus Galac (Ast SC).....2022
 Xavier Garcia (GA).....2020-21
 Reggie Garrett (GA).....2016-17
 Nick Gasparato.....1993-96
 Mike Gibson.....1989-92
 Kevin Gilbride Jr.....2007-09
 Dennis Goldman.....2005
 Steve Goldman.....1993-96
 Linc Gotshalk (SC).....1981-89
 Lou Grandizio.....1957
 Bill Griggs (GA).....2009-10
 Eric Gudger.....1993-97
 R.E. "Rocky" Hager.....1997-03
 Omar Hales (GA).....2016
 Craig Harmon.....2019-20
 Chuck Heater.....2011-12
 Ted Heath.....1993-97
 John Hendrick.....1993-94
 Mike Hennigan.....1985
 Frank Hickson.....1989
 Stan Hixon.....2017-18
 Vince Hoch.....1970-82
 Al Holcomb (GA).....1996
 Ray Holmes (GA).....2020-21
Steve Honick (GA).....2022-present
 Marcus Hoover (GA).....2004-05
 Dan Hopkins (GA).....2003
Jordan Hopkins (A).....2023-present
 Dick Hopkins.....1989-92
 Ryan Horton (Asst. SC).....2017-18
 Chris Hudak (SC).....1996-03
 Jim Hueber.....1981-82
 Keith Humphrey (GA).....1999
 Gabe Infante.....2019-21
 Ashley Ingram (GA).....1998
 Frisman Jackson.....2015-16
 Jonas Jackson (GA).....2005
 Matt Jacobs (Asst SC).....2019-21
 Bobby James (A).....2017
 Taver Johnson.....2017
 Kenny Johnston (GA).....2019
 Amos Jones.....1983-88
 Jack Jones.....1962-67
 Willie Jones.....1997-98
 Gary Karl.....1981
 Kevin Keeffe (SC).....1993-95
 Al Kincaid.....1998
 Bob Kish.....1955
 Larry Knight.....2018
 Jeff Knowles.....2019-21
 John Konstantinos.....1967-68
 Kevin Kroboth (Asst. SC).....2012-16
 Lary Kuharich.....1977-80
 Jake Landry.....2019-21
Danny Langsdorf.....2022-present
 Chris LaSala.....1990-93
 John Latina.....1983-88
 Frank Leonard.....2012
 Mark Leposky (GA).....1994-95

Rob Likens.....1998-03
 Josh Linam (A).....2017
 Steve Little (SC).....1990
 Scot Loeffler.....2011
 John Loughery (GA).....2016
 Paul Lounsberry.....2005
 Tony Lucas.....2017-18
 Mike MacIntyre.....1997-98
 Bobby Maffei (GA).....2014-15
 Fred Manuel.....1993-94
 James Mangiero (GA).....2011-12
 Joe Marciano.....1982
 Bob Marshall.....1968-69
 Frank Massino.....1969-76, 79-82
 Jim Mazza.....1976
 John McAneney.....1966-69
 Ron McCrone.....1995-97
C.J. McFarland (Asst SC)2023-present
 Sean McGowan.....2011-12
 Hugh McWilliams.....1975
 Bill Medve.....1957
 Randy Melvin.....2009
 John Mitchell.....1986
 Allen Mogridge.....2013
 Raymond Monica.....1998-05
 Jules Montinar.....2022
 Joe Moore.....1986-87
 Earle Mosley.....1988-92
 Jed Moyer (GA).....2001-02
 Caden Murphy (GA).....2020-21
 Toby Neinas.....2002-05
 Joe Nejmam.....1960-65
 Thomas Niles.....2018-19
 Jeff Nixon.....2006
 Brandon Noble.....2013
 Brad Ohr (SC).....2019-21
 Stone O'Neal (GA).....2022
 Dutch Ouder Kirk.....1971
 Tom Pajic (A).....2018
 Lou Paludi.....1960-67
 Jim Panagos.....2017-18
 Chet Parlavocchio.....1993
 Dave Patenaude.....2017-18
 Darrell Patterson.....1995-96
 Carmen Piccone.....1977-82
 Walt Pierce.....1970
 Frank Piraino (SC).....2011-12
 Wally Porter.....1960-61
 Calvin Powell (GA).....2015
 Salim Powell (A).....2020-21
 Jerry Preschutti.....1966-68
 Spencer Prescott.....1983-86,
1990-92, 1999-05
 Nick Rapone.....1983-88, 1999-05
 John Reagan.....2000-02
 Britt Reid (GA).....2012
 Matt Rhule.....2006-11
 Melvin Rice.....2019-21
 Jacob Ricketts (Asst SC).....2019-21
 Cory Robinson.....2017
 Elijah Robinson.....2014-16
 Ryan Roeder (GA).....2006-08
 John Rogers.....1956-69
 Kevin Rogers.....2012
 Scott Rosen (GA).....1996
 Nick Rosser (A).....2022
 Chris Roulhac.....1995-99
 Cliff Rubicam.....1955
 Ray Rychleski.....1985-88
 Dan Sabock (A).....2019-22
 Tony Sardisco.....1969
 Marcus Satterfield.....2013-15
 Mike Schad.....1997-01
Adam Scheier.....2022-present

Kent Schoolfield.....1993-94
 Jeremy Scott (SC).....2013-16
 Bruce Seidman (SC).....2004-05
 Jason Semore (A).....2018
 Damiere Shaw (GA).....2016
 Luke Shively (GA).....2019-21
 Mike Siravo.....2006, 2013-16
 Willie Slater.....2004-05
 Antoine Smith.....2022
 Steve Smith (GA).....1993-94
 Terry Smith.....2013
 Zach Smith.....2011
 Phil Snow.....2013-16
 Tom Spann.....1989-92
 Rob Spence.....2010
 Bob Stanley.....1996-97
 Matt Stavish (GA).....2010
 Pete Stevens.....1953-56
 Walter Stewart.....2019-21
 Tim Stowers.....1998-99
 Dale Strahm.....1994-96
 Mac Strow.....1953-55, 59
 Lonnie Teasley (GA).....2014
 Andrew Thacker.....2017-18
 Blair Thomas.....1998-05
 Glenn Thomas.....2015-16
 Tony Trentini.....1970-75
 Chris Trifone (GA).....2011-12
 Joe Tripodi.....2019-21
 Tom Turchetta.....1984-85
 Jim Turner.....2003-04
 Tom Urbanik.....1968-69
 Mike Uremovich.....2019-21
Beau Walker (A).....2022-present
 Tom Walters.....1954
 Thad Ward.....2019-21
 Brandon Washington (Asst. SC)
2014-16
 Gavin White.....1956-66
 Jack White.....1983
 Roger White.....1956-59
Chris Wiesehan..2014-18, 22-present
Jafar Williams.....2022-present
 Paul Williams.....2006-10
 Ronell Williams (GA, A).....2017-18
 Al Wilson.....1970-72
Everett Withers.....2023-present
Chris Woods.....2022-present
 Tarek Yaeggi (GA).....2019
 Tyler Yelk.....2019-21
 Phil Zacharias.....2005
 Ray Zingler.....1983-84

A - Analyst
 GA—graduate assistant coach
 SC—strength & conditioning

fb @temple_fb



ALL-TIME OPPONENTS



Opponents	First Mtg.	Last Mtg.	W	L	T
AKRON	1967	2021	15	7	0
Alabama.....	1986	1991	0	3	0
ALABAMA BIRMINGHAM..2023	first meeting				
Albright.....	1913	1953	8	3	1
Arizona State.....	2005	2005	0	1	0
Army.....	1943	2017	7	6	0
Austin Peay.....	1990	1990	1	0	0
Bainbridge NTS.....	1953	1953	0	0	1
Ball State.....	2009	2011	2	0	0
Beverly Athletic Club.....	1898	1898	0	1	0
Bloomsburg Teachers.....	1914	1914	1	0	0
Blue Ridge.....	1927	1927	1	0	0
Boston College.....	1936	2021	7	30	2
Boston University.....	1948	1992	9	9	1
Bowling Green.....	1953	2011	4	8	0
Brandeis.....	1954	1954	1	0	0
Brigham Young.....	1985	1986	0	2	0
Brooklyn Poly.....	1896	1896	0	1	0
Brown.....	1927	1954	3	0	0
Bryn Athyn.....	1916	1916	0	1	0
Bucknell.....	1927	2019	17	20	8
Buffalo.....	1957	2019	4	14	0
California.....	1979	1993	1	2	0
Camden Business College...1913	1913	1913	1	0	0
Carnegie Tech.....	1930	1956	4	6	1
UCF.....	2013	2022	2	8	0
Central Michigan.....	2006	2010	1	1	0
Central Pa. College.....	1894	1901	5	0	0
Centre College.....	1935	1936	2	0	0
Charlotte.....	2015	2016	2	0	0
Cincinnati.....	1973	2022	13	10	1
Clemson.....	1991	2006	0	3	0
Coatesville.....	1916	1916	1	0	0
Colgate.....	1981	1982	1	1	0
UConn.....	1963	2019	14	6	0
Crescent A.C.....	1894	1894	1	0	0
Dartmouth.....	1927	1927	0	1	0
Dayton.....	1967	1976	2	2	0
Delaware.....	1913	1985	14	22	0
Delaware State.....	2014	2014	1	0	0
Denver.....	1931	1932	2	0	0
Drake.....	1929	1979	8	1	0
Drexel.....	1923	1960	2	2	0
Duke.....	2018	2022	0	2	0
East Stroudsburg.....	1922	1924	1	1	0
Eastburn Academy.....	1897	1900	3	0	0
Eastern Michigan.....	1993	2009	5	0	0
East Carolina^.....	1982	2022	9	11	0
First Regiment.....	1894	1894	1	0	0
Florida.....	1937	1987	2	1	0
Florida A&M^.....	1986	2004	1	1	0
Florida International.....	2017	2017	1	0	0
Florida State.....	1984	1984	0	1	0
Fordham.....	1950	2013	0	5	0
Franklin & Marshall.....	1899	1917	0	2	0
Gallaudet.....	1922	1929	3	1	0
Geneva.....	1928	1928	1	0	0
George Washington.....	1925	1965	0	1	1
Georgetown.....	1938	1942	1	4	0
Georgia.....	1946	1989	0	4	0
Georgia Tech.....	2019	2019	1	0	0
Gettysburg.....	1956	1969	4	8	1
Girard.....	1907	1910	3	0	0
Grambling.....	1976	1977	1	1	0
Haskell Indian Institute.....	1931	1933	2	0	1
Haverford.....	1923	1923	0	1	0
Hawaii.....	1979	1979	1	0	0
Hofstra.....	1957	1969	7	6	0
Holy Cross.....	1934	1974	9	12	2
Houston%.....	1987	2022	1	8	0
Howard.....	1991	1991	1	0	0

Opponents	First Mtg.	Last Mtg.	W	L	T
Idaho.....	2013	2013	0	1	0
Indiana.....	1934	1952	0	1	1
Iowa.....	1936	1936	0	1	0
Ithaca.....	1963	1963	1	0	0
Jefferson.....	1900	1900	0	1	0
Juniata.....	1923	1927	1	1	0
Kansas.....	1941	1941	1	0	0
Kansas State.....	1992	1999	0	3	0
Kent State.....	2006	2011	4	2	0
Kings Point.....	1960	1967	5	2	1
La Salle.....	1900	1916	7	1	3
Lafayette.....	1929	2022	9	4	1
Lebanon Valley.....	1909	1948	1	2	2
Lehigh.....	1955	1956	0	2	0
Louisville.....	1980	2013	3	4	0
Loyola.....	1896	1908	2	2	0
Marquette.....	1934	1935	2	0	0
Marshall.....	1974	1999	1	1	0
Maryland.....	1997	2019	3	7	0
UMass.....	2015	2022	3	0	0
Medico-Chirurgical.....	1900	1905	3	2	0
MEMPHIS.....2013	2022	4	4	0	
MIAMI (FLA.).....1930	2005	1	13	0	
Miami (Ohio).....	2005	2011	4	2	0
Michigan State.....	1935	1949	1	7	2
Middle Tennessee State.....	2003	2003	1	0	0
Millersville.....	1916	1922	0	1	1
Minnesota.....	2006	2006	0	1	0
Mississippi.....	1936	1937	1	0	1
Missouri.....	1931	1931	1	0	0
Moravian.....	1917	1917	0	1	0
Mount St. Mary's.....	1931	1931	1	0	0
Muhlenberg.....	1909	1963	6	7	0
NAVY.....1988	2022	8	9	0	
New York Aggies.....	1911	1922	2	1	0
NYU.....	1944	1952	5	0	0
NORFOLK STATE.....2023	first meeting				
North Carolina.....	2019	2019	0	1	0
North Carolina Pre-Flight.....	1942	1942	1	1	0
NORTH TEXAS.....2023	first meeting				
Northeastern.....	1968	1969	1	1	0
Northern Illinois.....	1989	2010	1	3	0
Notre Dame%.....	2013	2017	0	3	0
Oak Lane AC.....	1898	1898	0	1	0
Ohio.....	2007	2011	1	4	0
Oklahoma.....	1940	1942	1	1	0
Oklahoma State (A&M).....	1947	1948	0	2	0
Oregon State.....	2002	2002	0	1	0
Pennsylvania Military.....	1898	1925	1	11	0
Penn State.....	1931	2016	4	40	1
Phila. C. Pharmacy.....	1897	1909	1	4	1
Phila. Dental College.....	1894	1905	7	0	0
Phila. Naval Yard.....	1911	1916	3	0	0
Phila. Normal School.....	1912	1916	3	0	1
Phila. Osteopathy.....	1910	1911	2	0	0
Philadelphia University.....	1898	1900	2	0	1
Pittsburgh^.....	1938	2012	7	28	1
Pratt Institute.....	1895	1912	1	4	0
Providence.....	1928	1928	1	0	0
Quantico Marines.....	1926	1926	0	1	0
Rhode Island.....	1949	1975	11	0	0
Richmond.....	2002	2002	1	0	0
RUTGERS^.....1948	2022	15	23	0	

Opponents	First Mtg.	Last Mtg.	W	L	T
Schuykill.....	1909	1928	2	3	1
Schuykill Navy.....	1895	1898	1	0	1
Scranton.....	1953	1959	3	3	0
Southern Connecticut.....	1964	1964	1	0	0
Southern Illinois.....	1974	1977	1	1	0
St. Bonaventure.....	1929	1929	1	0	0
St. Francis (N.Y.).....	1897	1897	0	1	0
St. John's (Md.).....	1925	1925	1	0	0
St. Joseph's.....	1899	1936	6	4	4
St. Mary's (Calif.).....	1936	1936	0	1	0
St. Thomas.....	1924	1930	3	1	0
South Carolina.....	1933	2002	1	1	0
SMU.....1942	2020	2	3	2	
SW Louisiana.....	1977	1977	1	0	0
Stevens Tech.....	1895	1895	0	1	0
Stony Brook.....	2016	2016	1	0	0
Susquehanna.....	1923	1963	2	3	0
Swarthmore.....	1943	1944	2	0	0
Syracuse.....	1944	2012	10	26	1
Temple Prep.....	1917	1917	0	0	1
Tennessee.....	1944	1990	0	2	0
Texas.....	1949	1949	0	1	0
Texas A&M.....	1934	1935	2	0	0
TEXAS-SAN ANTONIO.....2023	first meeting				
TCU.....	1938	1939	1	1	0
Thiel.....	1929	1932	3	0	0
Tioga AC.....	1903	1903	1	0	0
Toledo.....	1961	2015	3	8	0
Trenton Teachers.....	1895	1922	1	5	1
Tulane.....	1935	2020	4	2	0
TULSA.....1987	2022	3	4	0	
UCLA.....	2009	2009	0	1	0
Upsala.....	1925	1925	1	0	0
Ursinus.....	1894	1943	1	6	0
USF.....2012	2022	6	3	0	
Vanderbilt.....	1935	2014	2	1	0
Villanova.....	1908	2018	16	17	2
Virginia.....	2004	2005	0	2	0
Virginia Military Institute.....	1937	1943	4	0	0
Virginia Tech^.....	1934	2003	3	14	0
Wagner.....	2021	2021	1	0	0
Wake Forest.....	1930	2016	1	1	0
Washington & Jefferson.....	1929	1933	3	0	1
Washington College.....	1926	1928	3	0	0
Washington State.....	1992	1996	0	2	0
Wayne State.....	1950	1969	3	0	0
Wenonah Military.....	1910	1910	0	1	0
West Chester.....	1898	1924	1	3	0
West Virginia.....	1932	2004	12	24	0
Western Maryland.....	1928	1929	1	1	0
Western Michigan^.....	1986	2008	0	8	0
William & Mary.....	1969	1998	4	2	1
Wisconsin.....	1990	2005	1	1	0
Wyoming.....	1990	2011	1	1	0
Wyoming Seminary.....	1924	1924	0	1	0
Xavier.....	1970	1973	4	0	0
Yale.....	1953	1953	0	1	0

2023 opponents in bold caps

^ - Temple forfeited in 1986 due to use of ineligible player

% - Houston (1987) and Notre Dame (2013) forfeited due to use of ineligible player. NCAA regulates that win is removed from violating team's record but not added to opponent.



YEAR-BY-YEAR RESULTS



Year	Head Coach	Overall			Conf.			Place	PF/PA
		W	L	T %	W	L	T %		
1894	Charles M. Williams	4	1	0 .800	—	—	—	70/32	
1895	Charles M. Williams	1	4	1 .250	—	—	—	30/89	
1896	Charles M. Williams	3	2	0 .600	—	—	—	50/32	
1897	Charles M. Williams	3	3	0 .500	—	—	—	100/85	
1898	Charles M. Williams	2	5	0 .285	—	—	—	32/133	
1899	John T. Rogers	1	4	1 .250	—	—	—	27/126	
1900	John T. Rogers	3	4	1 .437	—	—	—	95/69	
1901	H. Shindle Wingert	3	2	0 .600	—	—	—	37/65	
1902	H. Shindle Wingert	1	4	1 .250	—	—	—	29/62	
1903	H. Shindle Wingert	4	1	0 .800	—	—	—	56/18	
1904	H. Shindle Wingert	2	2	0 .500	—	—	—	51/23	
1905	H. Shindle Wingert	2	0	1 .833	—	—	—	48/12	
1906	NO VARSITY TEAM								
1907	Horace Butterworth	4	0	2 .666	—	—	—	82/40	
1908	Dr. Frank W. White	3	2	1 .583	—	—	—	55/73	
1909	William J. Schatz	0	4	1 .100	—	—	—	0/99	
1910	William J. Schatz	3	3	0 .500	—	—	—	64/123	
1911	William J. Schatz	6	1	0 .857	—	—	—	90/54	
1912	William J. Schatz	3	2	0 .600	—	—	—	38/47	
1913	William J. Schatz	1	3	2 .333	—	—	—	31/81	
1914	William Nicholai	3	3	0 .500	—	—	—	69/80	
1915	William Nicholai	3	1	1 .700	—	—	—	32/40	
1916	William Nicholai	3	1	2 .666	—	—	—	61/14	
1917	Elwood Geiges	0	6	1 .071	—	—	—	6/6	
1918	NO VARSITY TEAM DUE TO WORLD WAR I								
1919	NO VARSITY TEAM DUE TO WORLD WAR I								
1920	NO VARSITY TEAM DUE TO WORLD WAR I								
1921	NO VARSITY TEAM DUE TO WORLD WAR I								
1922	Francois M. D'Eliscu	1	4	1 .250	—	—	—	26/122	
1923	Francois M. D'Eliscu	0	5	0 .000	—	—	—	13/101	
1924	Albert Barron	1	4	0 .200	—	—	—	15/106	
1925	Henry J. Miller	5	2	2 .666	—	—	—	104/39	
1926	Henry J. Miller	5	3	0 .625	—	—	—	88/93	
1927	Henry J. Miller	7	1	0 .875	—	—	—	351/60	
1928	Henry J. Miller	7	1	2 .800	—	—	—	224/23	
1929	Henry J. Miller	6	3	1 .650	—	—	—	133/65	
1930	Henry J. Miller	7	3	0 .700	—	—	—	224/110	
1931	Henry J. Miller	8	1	1 .850	—	—	—	158/42	
1932	Henry J. Miller	5	1	2 .750	—	—	—	105/53	
1933	Glenn S. Warner	5	3	0 .625	—	—	—	110/96	
1934	Glenn S. Warner	7	1	2 .800	—	—	—	220/57	
1935	Glenn S. Warner	7	3	0 .700	—	—	—	181/68	
1936	Glenn S. Warner	6	3	2 .636	—	—	—	117/66	
1937	Glenn S. Warner	3	2	4 .444	—	—	—	38/97	
1938	Glenn S. Warner	3	6	1 .350	—	—	—	97/170	
1939	Fred H. Swan	2	7	0 .222	—	—	—	51/96	
1940	Ray Morrison	4	4	1 .500	—	—	—	155/113	
1941	Ray Morrison	7	2	0 .777	—	—	—	176/146	
1942	Ray Morrison	2	5	3 .350	—	—	—	48/135	
1943	Ray Morrison	2	6	0 .250	—	—	—	65/163	
1944	Ray Morrison	2	4	2 .375	—	—	—	93/96	
1945	Ray Morrison	7	1	0 .875	—	—	—	198/51	
1946	Ray Morrison	2	4	2 .375	—	—	—	61/114	
1947	Ray Morrison	3	6	0 .333	—	—	—	91/128	
1948	Ray Morrison	2	6	1 .277	—	—	—	95/182	
1949	Albert P. Kawal	5	4	0 .555	—	—	—	156/225	
1950	Albert P. Kawal	4	4	1 .500	—	—	—	173/132	
1951	Albert P. Kawal	6	4	0 .600	—	—	—	168/176	
1952	Albert P. Kawal	2	7	1 .250	—	—	—	128/221	
1953	Albert P. Kawal	4	4	1 .500	—	—	—	134/157	
1954	Albert P. Kawal	3	5	0 .375	—	—	—	95/148	
1955	Josh Cody	0	8	0 .000	—	—	—	49/223	
1956	Peter P. Stevens	3	5	0 .375	—	—	—	94/126	
1957	Peter P. Stevens	1	6	0 .142	—	—	—	62/210	
1958	Peter P. Stevens	0	8	0 .000	—	—	—	56/251	
1959	Peter P. Stevens	0	9	0 .000	—	—	—	73/270	
MIDDLE ATLANTIC CONFERENCE (1960-69)									
1960	George Makris	2	7	0 .222	0	5	0 .000	7th	113/137
1961	George Makris	2	5	2 .333	1	2	2 .400	6th	86/129
1962	George Makris	3	6	0 .333	2	3	0 .400	4th	133/115
1963	George Makris	5	3	1 .611	1	2	0 .333	4th	209/130
1964	George Makris	7	2	0 .777	4	1	0 .800	T2nd	247/128

Year	Head Coach	Overall			Conf.			Place	PF/PA
		W	L	T %	W	L	T %		
1965	George Makris	5	5	0 .500	3	2	0 .600	3rd	203/210
1966	George Makris	6	3	0 .666	2	2	0 .500	3rd	266/196
1967	George Makris	7	2	0 .777	4	0	0 1.000	1st	201/224
1968	George Makris	4	6	0 .400	2	2	0 .500	5th	240/241
1969	George Makris	4	5	1 .450	1	2	1 .375	5th	180/144
INDEPENDENT (1970-90)									
1970	Wayne Hardin	7	3	0 .700	—	—	—	—	190/151
1971	Wayne Hardin	6	2	1 .722	—	—	—	—	210/136
1972	Wayne Hardin	5	4	0 .555	—	—	—	—	164/176
1973	Wayne Hardin	9	1	0 .900	—	—	—	—	353/167
1974	Wayne Hardin	8	2	0 .800	—	—	—	—	335/142
1975	Wayne Hardin	6	5	0 .545	—	—	—	—	289/225
1976	Wayne Hardin	4	6	0 .400	—	—	—	—	196/216
1977	Wayne Hardin	5	5	1 .500	—	—	—	—	229/286
1978	Wayne Hardin	7	3	1 .681	—	—	—	—	280/203
1979	Wayne Hardin	10	2	0 .833	—	—	—	—	399/198
1980	Wayne Hardin	4	7	0 .363	—	—	—	—	170/262
1981	Wayne Hardin	5	5	0 .500	—	—	—	—	181/195
1982	Wayne Hardin	4	7	0 .363	—	—	—	—	230/206
1983	Bruce Arians	4	7	0 .363	—	—	—	—	171/241
1984	Bruce Arians	6	5	0 .545	—	—	—	—	226/180
1985	Bruce Arians	4	7	0 .363	—	—	—	—	233/223
1986	Bruce Arians	0	11	0 .000	—	—	—	—	308/271
1987	Bruce Arians	3	8	0 .273	—	—	—	—	154/251
1988	Bruce Arians	4	7	0 .363	—	—	—	—	207/317
1989	Jerry Berndt	1	10	0 .090	—	—	—	—	141/387
1990	Jerry Berndt	7	4	0 .636	—	—	—	—	261/269
BIG EAST CONFERENCE (1991-04)									
1991	Jerry Berndt	2	9	0 .181	0	5	0 .000	8th	138/290
1992	Jerry Berndt	1	10	0 .090	0	6	0 .000	8th	132/383
1993	Ron Dickerson	1	10	0 .090	0	7	0 .000	8th	115/517
1994	Ron Dickerson	2	9	0 .181	0	7	0 .000	8th	244/417
1995	Ron Dickerson	1	10	0 .090	1	6	0 .167	7th	187/358
1996	Ron Dickerson	1	10	0 .090	0	7	0 .000	8th	218/386
1997	Ron Dickerson	3	8	0 .273	3	4	0 .424	T5th	212/371
1998	Bobby Wallace	2	9	0 .182	2	5	0 .286	T6th	198/360
1999	Bobby Wallace	2	9	0 .182	2	5	0 .286	T6th	154/366
2000	Bobby Wallace	4	7	0 .364	1	6	0 .167	7th	224/269
2001	Bobby Wallace	4	7	0 .364	2	5	0 .286	6th	198/311
2002	Bobby Wallace	4	8	0 .333	2	5	0 .286	T6th	242/351
2003	Bobby Wallace	1	11	0 .083	0	7	0 .000	7th	235/393
2004	Bobby Wallace	2	9	0 .222	1	5	0 .200	T6th	238/399
INDEPENDENT (2005-06)									
2005	Bobby Wallace	0	11	0 .000	—	—	—	—	107/498
2006	Al Golden	1	11	0 .091	—	—	—	—	131/496
MID-AMERICAN CONFERENCE (2007-11)									
2007	Al Golden	4	8	0 .333	4	4	0 .500	T4th	197/315
2008	Al Golden	5	7	0 .417	4	4	0 .500	T2nd	281/277
2009	Al Golden	9	4	0 .692	7	1	0 .875	T1st	384/290
2010	Al Golden	8	4	0 .667	5	3	0 .625	3rd	300/229
2011	Steve Addazio	9	4	0 .692	5	3	0 .625	2nd	398/181
BIG EAST CONFERENCE (2012)									
2012	Steve Addazio	4	7	0 .364	2	5	0 .286	T6th	272/343
AMERICAN ATHLETIC CONFERENCE (2013-21)									
2013	Matt Rhule	2	10	0 .167	1	7	0 .125	T9th	299/358
2014	Matt Rhule	6	6	0 .500	4	4	0 .500	6th	277/210
2015	Matt Rhule	10	4	0 .714	7	1	0 .875	T1st	417/281
2016	Matt Rhule	10	3	0 .769	7	1	0 .875	1st	427/224
	Ed Foley	0	1	0 .000	0	0	0 .000	--	26/34
2017	Geoff Collins	7	6	0 .538	4	4	0 .500	T5th	326/335
2018	Geoff Collins	8	4	0 .667	7	1	0 .875	2nd	427/296
	Ed Foley	0	1	0 .000	0	0	0 .000	--	27/56
2019	Rod Carey	8	5	0 .615	5	3	0 .625	3rd	342/337
2020	Rod Carey	1	6	0 .143	1	6	0 .143	10th	139/260
2021	Rod Carey	3	9	0 .250	1	7	0 .125	T9th	196/450
2021	Rod Carey	3	9	0 .250	1	7	0 .125	T9th	196/450
2022	Stan Drayton	3	9	0 .250	1	7	0 .125	10th	263/351

All-time Record (1,150 games in 124 seasons): 484-614-52 (.443)

TEMPLE FOOTBALL @temple_fb



The Temple University football program will play its 121st season in 2019. For more than 35 years, the Owls have been the only major college football team in the Philadelphia region. That was not the case at the turn of the century.

The Early Years

Football at Temple first planted its roots in 1894, a decade after Russell Conwell founded the night school on North Broad Street. Nearly every college in and around Philadelphia had some sort of football squad at that time, though it may be a stretch to call them organized. The serious football powers of the east included Pennsylvania, Princeton, Harvard and Yale.

Temple's 11-man squad was technically a part of the school's Physical Education Department. The 1894 team was organized by physical education instructor Charles M. Williams, who also coached the basketball team. The Owls won their first game that fall against Philadelphia Dental College, 14-6.

There is almost no record of the first two decades of Temple football. The games were rarely reported in the newspapers, and the opposition usually consisted of small schools such as Pratt Institute or Pennsylvania Military College (now Widener University). After the turn of the century, the Owls began playing regularly against city schools La Salle and Saint Joseph's.

The school mascot had already been established though, along with the school colors—Cherry and White. For many years, the football team had no official home field. Eventually it settled into Vernon Park, a spacious green located on the city limits beyond Germantown.

The most notable person associated with the Temple football program prior to World War I was Elwood Geiges, who was supposed to coach the varsity team in 1917. But the Owls forfeited every regular game on the schedule that season because of the war. Late that fall, the varsity squad matched up with the freshman squad in a game to benefit the war effort. The contest finished in a 6-6 tie.

Geiges began his career as a college football official the following season. He officiated games for 27 years, advancing to the head of the profession. Geiges is credited with inventing the signals for holding, offsides, illegal shift and timeout. He was elected to the National Football Foundation College Football Hall of Fame in 1984.

The Temple football program was administered by the Physical Education Department until well into the 20th century. For many years, the department was headed by Dr. Charles Prohaska, who was largely responsible for the expansion of the intercollegiate athletic program following World War I.

The Owls did not field a varsity football team between 1918 and 1921 due to the war. In the years that followed, Temple grew to have the second largest enrollment in the Philadelphia area. University President Charles F. Beury made a strong commitment at that time to greater success in intercollegiate athletics.

The Modern Era

What might be called the modern era of Temple football began in 1925 with the hiring of Henry J. Miller as head coach. "Heinie" Miller had been a star player at Penn, earning All-America honors in 1917. His much-hailed arrival promised great success against a much tougher level of competition.

Miller's Owls did well in 1925 and 1926, compiling a record of 10-5-2, the best two-year stretch in the school's short history. Things were about to get much better. Several outstanding players joined the roster in 1927, including future Temple Hall of Famers Tucker "Swede" Hanson, Grover Wearshing and Jack Bonner.

The Owls opened the season with a home game against Blue Ridge College, a small school located in New Windsor, Md. The mismatch was apparent from the opening kickoff. Temple held a 27-0 lead at the end of the first quarter, and then scored eight touchdowns in the second quarter to establish a 78-0 lead at the half. Unable to move the ball on offense, Blue Ridge actually began punting on first down. The coaches agreed at halftime to shorten the third quarter to eight minutes and later shortened the fourth quarter to six minutes. By the end of the game, three Temple players had switched jerseys to fill in for Blue Ridge. The Owls won by a final score of 110-0. Hanson scored five touchdowns and Wearshing scored three.


Several other one-sided results from the 1927 campaign, against Juniata (58-0), Galaudet (62-0) and Washington College (75-0), indicated that the Owls were ready for a new level of competition. That competition came from Dartmouth, Brown and Bucknell.

Temple finished 7-1 that season, losing only to Dartmouth, while posting notable victories against Brown (7-0) and Bucknell (19-13). The Bucknell game marked the beginning of a long rivalry with the school located in Lewisburg, Pa. The Owls and the Bison played every year for the next 44 years, often in the last game of the season. Some years later, "The Old Shoe" was dedicated as a prize for the winner of the

Temple-Bucknell contest. The bronze statue of a football shoe was awarded to the winning school, which held it until the following year's game.

The 1927 season finale against Bucknell was played at Franklin Field, marking Temple's first appearance on the home field of the Pennsylvania Quakers. The Owls would not need to borrow the facility the following season.

In December of 1927, President Beury announced that the University had received a gift of \$100,000 from Philadelphia land developer Charles G. Ery for the construction of a football stadium at Vernon Park. The stadium was to seat between 20,000 and 25,000 and was to be completed in time for the 1928 football season.



Temple Stadium was first referred to as Beury Stadium, and for many years was known as Owl Stadium. The structure was designed by Philadelphia architect Clarence E. Wunder and was built by Ery's development firm. The total cost of construction was \$350,000, with a seating capacity of 34,200, including mobile field seats.

The Owls made their debut in the new stadium on Sept. 29, 1928, against St. Thomas College of Scranton. Team captain Howard "Barney" Gugel made it a successful debut, scoring on a 66-yard fumble recovery and a 38-yard interception return for a 12-0 Temple victory witnessed by 10,000 fans.

The stadium's official dedication game came two weeks later against Eastern power Western Maryland. The Owls won that game, 7-0, thanks to a touchdown pass from Wearshing to Hanson. The contest drew 25,000 fans, including several dignitaries from the city of Philadelphia.

The 1928 campaign was another great success, as the Owls finished 7-1-2, losing only to Schuylkill College and posting ties against Bucknell and Villanova. Temple was dominant in the new stadium, winning its first six games by shutout. The only team to score against the Owls was Washington College, which managed a single touchdown in a 73-7 rout. Wearshing and Hanson scored three times apiece in that contest.

The battle against Villanova—a scoreless tie—also marked the beginning of a long rivalry (though the teams had played one another in 1908). The Owls and the Wildcats were both developing strong national reputations, and this was the big game on their schedules for the next 15 years.

Miller continued to field successful teams through the Depression Era, tutoring a new set of future Hall of Famers in Hank Reese, Tony Dougal and Leon Whittock. All three played key roles in 1931, another milestone year for the program.

The Owls finished with a record of 8-1-1 that season, setting a school record for wins that stood for 42 years. Along the way, Temple recorded a 12-0 victory over developing regional power Penn State. It was considered the school's most notable victory to date. The Owls also scored their first-ever victory over Villanova by the score of 13-7. Reese had an 80-yard interception return for a touchdown and Cornelius Bonner scored on a five-yard run to secure the victory. The Wildcats were coached by Harry Stuhldreher, who had gained fame as one of Notre Dame's "Four Horsemen."

Temple closed the 1931 campaign with its first extended road trip, traveling by train across the Midwest and the Plains to face Denver College and the University of Missouri. The Owls built their national reputation with an 18-0 victory over Denver and a 38-6 triumph over Missouri.



ALL-TIME RESULTS/HISTORY



1894-98

Charles M. Williams

13-15-1 Overall

1894 (4-1)

Philadelphia Dental College.....	W	14-6
First Regiment.....	W	26-0
Ursinus.....	L	0-16
Crescent AC.....	W	12-10
Central PA College.....	W	18-0

1895 (1-4-1)

Schuylkill Navy.....	T	0-0
Trenton.....	L	0-8
Central PA College.....	W	30-0
Stevens Tech.....	L	0-10
Pratt Institute.....	L	0-15
Ursinus.....	L	0-56

1896 (3-2)

Brooklyn Poly.....	L	8-16
Loyola.....	L	6-14
Trenton.....	W	4-2
Philadelphia Dental College.....	W	6-0
Central PA College.....	W	26-0

1897 (3-3)

Eastburn Academy.....	W	18-3
Philadelphia Dental College.....	W	22-0
Loyola.....	L	6-22
Central PA College.....	W	54-10
St. Francis (NY).....	L	0-30
Philadelphia Pharmacy.....	L	0-20

1898 (2-5)

Oak Lane AC.....	L	0-12
West Chester.....	L	6-20
Univ. of Philadelphia.....	W	3-0
Schuylkill Navy.....	W	12-8
PA Military College.....	L	8-15
Trenton.....	L	3-40
Beverly AC.....	L	0-38

1899-1900

John T. Rogers

4-8-2 Overall

1899 (1-4-1)

Saint Joseph's.....	L	0-10
Philadelphia Pharmacy.....	L	0-15
Ursinus.....	L	forfeit
Eastburn Academy.....	W	22-0
Univ. of Philadelphia.....	T	5-5
Franklin & Marshall.....	L	0-96

1900 (3-4-1)

Saint Joseph's.....	T	0-0
W. Chester Teachers Coll.....	L	0-5
Univ. of Philadelphia.....	W	40-3
La Salle.....	W	12-3
Eastburn Academy.....	W	25-6
Medico (Chirurgical).....	L	0-5
Jefferson.....	L	6-11
PA Military College.....	L	12-36

1901-05

H. Shindle Wingert

12-9-2 Overall

1901 (3-2)

Trenton.....	L	0-15
La Salle.....	W	6-5
Saint Joseph's.....	L	0-32
Philadelphia Dental College.....	W	10-0
Central PA College.....	W	21-13

1902 (1-4-1)

Philadelphia Pharmacy.....	L	6-11
Trenton.....	L	0-12
Saint Joseph's.....	T	0-0
Philadelphia Dental College.....	W	18-12
Pratt Institute.....	L	0-21
Medico (Chirurgical).....	L	5-6

1903 (4-1)

Tioga AC.....	W	13-6
Medico (Chirurgical).....	W	13-6
Trenton.....	L	0-6
Saint Joseph's.....	W	12-0
La Salle.....	W	18-6

1904 (2-2)

Philadelphia Dental College.....	W	21-0
Medico (Chirurgical).....	W	30-6
PA Military College.....	L	0-3
Pratt Institute.....	L	0-14

1905 (2-0-1)

La Salle.....	T	12-12
Philadelphia Dental College.....	W	30-0
Medico (Chirurgical).....	W	6-0

1906 - No varsity team

1907

Horace Butterworth

4-0-2 Overall

1907 (4-0-2)

Schuylkill Navy.....	W	21-5
PA Military College.....	W	17-6
Girard College.....	W	14-0
Saint Joseph's.....	T	5-5
Loyola.....	W	13-12
Philadelphia Pharmacy.....	T	12-12

1908

Dr. Frank W. White

3-2-1 Overall

1908 (3-2-1)

PA Military College.....	L	0-22
La Salle.....	T	12-12
Philadelphia Pharmacy.....	W	6-5
Girard College.....	W	25-12
Loyola.....	W	12-10
Villanova.....	L	0-12

By this time, the University's athletic programs had grown out of their Physical Education Department beginnings. The Owls were administered by Earl Yeomans, Graduate Manager of Athletics, who had replaced James R. Clovis in that position in the mid-1920s. Yeomans would oversee the athletic programs at Temple until 1952. College By this time, the University's athletic programs had grown out of their Physical Education Department beginnings. The Owls were administered by Earl Yeomans, Graduate Manager of Athletics, who had replaced James R. Clovis in that position in the mid-1920s. Yeomans would oversee the athletic programs at Temple until 1952. College football continued to grow by leaps and bounds despite the Depression.

The 1930s saw the establishment of several bowl games and the first Associated Press national poll to determine the best teams in the country. The Temple football program continued to grow as well, making a huge national splash with the hiring of college coaching legend Glenn S. Warner.

The Pop Warner Years


"Pop" Warner was one of football's great innovators. He pioneered the use of several offensive formations (the single wing, the double wing, the unbalanced line) while building powerful programs at Pittsburgh and Stanford. After carrying his legend from the East Coast to the West Coast, Warner was lured away from Stanford by Temple in December 1932.

"The Old Fox"—another one of Warner's many nicknames—had a successful 1933 debut at Owl Stadium against South Carolina, a dangerous opponent from the south. Edward Zukas had an 80-yard punt return for a touchdown in the first quarter to send the Owls on their way to a 26-6 triumph.

Another round of Hall of Famers took their place under Warner's guidance, most notably Pete Stevens, Dave Smukler, Stan Grayson and Chet Messervey. Stevens joined the team in 1933 and was named team captain in 1934. Smukler was a game-breaking running back who made an immediate impact on the team in 1934.

The Owls won their first two games that season against Virginia Tech (34-0) and Texas A&M (40-6). After a 6-6 tie against Indiana, Warner's squad won five straight against tough competition that included West Virginia, Holy Cross and Carnegie Tech. Temple finished the run with a 22-0 rout of Villanova, and then played Bucknell to a scoreless tie in the regular season finale.

The 1934 backfield quartet of Smukler, quarterback Glenn Frey and running backs Danny Testa and Wilfred H. Longsdorff was one of the best in the nation. Their exploits (and the team's 7-0-2 record) drew the attention of the Mid-Winter Sports Association of New Orleans, which was busy planning the first Sugar Bowl. Warner's Owls were invited to play unbeaten Tulane in that contest on Jan. 1, 1935.



TEMPLE FOOTBALL @temple_fb



ALL-TIME RESULTS/HISTORY

1909-13

William J. Schatz

13-13-3 Overall

1909 (0-4-1)

Lebanon Valley.....	L	0-45
PA Military College.....	L	0-12
Muhlenberg.....	L	0-24
Philadelphia Pharmacy.....	L	0-18
Schuylkill.....	T	0-0

1910 (3-3)

Ursinus.....	L	0-53
PA Military College.....	L	6-18
Saint Joseph's.....	W	9-6
Girard College.....	W	21-13
Philadelphia Osteopathy.....	W	22-6
Wenonah Military.....	L	6-27

1911 (6-1)

Philadelphia Osteopathy.....	W	21-6
La Salle.....	W	25-0
PA Military College.....	L	0-30
New York Aggies.....	W	18-12
Pratt Institute.....	W	6-0
Philadelphia Navy Yard.....	W	13-6
West Chester.....	W	7-0

1912 (3-2)

PA Military College.....	L	0-28
New York Aggies.....	W	7-6
Philadelphia Normal.....	W	18-0
Pratt Institute.....	L	7-13
La Salle.....	W	6-0

1913 (1-3-2)

PA Military College.....	L	0-18
Delaware.....	L	0-28
Albright.....	T	0-0
Camden Business College.....	W	12-0
Saint Joseph's.....	T	13-13
La Salle.....	L	6-22

1914-16

William Nicholai

9-5-3 Overall

1914 (3-3)

Philadelphia Normal.....	W	24-12
La Salle.....	W	6-0
Bloomsburg.....	W	13-6
Saint Joseph's.....	L	7-14
Albright.....	L	12-28
Delaware.....	L	7-20

1915 (3-1-1)

Schuylkill.....	L	0-21
Philadelphia Navy Yard.....	W	6-0
La Salle.....	W	13-12
Philadelphia Normal.....	T	0-0
Saint Joseph's.....	W	13-7

1916 (3-1-2)

La Salle.....	T	0-0
Millersville.....	T	0-0
Bryn Athyn.....	L	0-7
Coatesville.....	W	20-7
Philadelphia Normal.....	W	35-0
Philadelphia Navy Yard.....	W	6-0

1917

Elwood Geiges

0-6-1 Overall

1917 (0-6-1)

PA Military College.....	L	forfeit
Franklin & Marshall.....	L	forfeit
Albright.....	L	forfeit
Moravian.....	L	forfeit
Susquehanna.....	L	forfeit
Lebanon Valley.....	L	forfeit
Temple Prep.....	T	6-6

1918-1921

No varsity team due to World War I

1922-23

Francois M. D'Eliscu

1-9-1 Overall

1922 (1-4-1)

East Stroudsburg.....	W	14-0
Trenton.....	T	0-0
New York Aggies.....	L	0-40
Millersville.....	L	0-31
Gallaudet.....	L	6-31
Saint Joseph's.....	L	6-20

1923 (0-5)

Haverford.....	L	0-3
Juniata.....	L	6-14
Ursinus.....	L	0-52
Susquehanna.....	L	7-25
Drexel.....	L	0-7

1924

Albert Barron

1-4 Overall

1924 (1-4)

O 4	at East Stroudsburg.....	L	6-40
O 18	at St. Thomas (Scranton).....	L	0-19
N 1	at Wyoming Sem.....	L	0-34
N 8	at West Chester.....	L	3-13
N 22	Drexel.....	W	6-0

1925-32

Henry J. Miller

50-15-8 Overall

1925 (5-2-2)

O 2	Upsala.....	W	19-0
O 10	at Schuylkill (R).....	W	3-0
O 17	at St. John's (Md.).....	W	18-0
O 24	at PA Military College.....	L	0-13
O 31	Lebanon Valley.....	T	0-0
N 7	at George Washington.....	T	0-0
N 14	Saint Joseph's.....	W	32-0
N 21	at Susquehanna.....	W	26-10
N 25	at Schuylkill.....	L	6-16



Smukler was a one-man show in the first half of the Sugar Bowl, tossing a touchdown pass to Danny Testa and running the ball in for another score. He also converted both extra points to give the Owls a 14-0 lead. Tulane responded to the second touchdown with a huge play from its star, Claude "Monk" Simons, who took a lateral on the ensuing kickoff and raced 85 yards for a touchdown. The Green Wave knotted the score at 14-14 in the third quarter and it seemed for a while that the game would end in a tie. With less than three minutes remaining, though, Tulane scored on a pass that had been deflected by a Temple defender. The Owls blocked the extra point and mounted one last offensive drive, but they could not put the ball in the end zone. They lost, 20-14.

Warner guided the Temple program for the next four years against the nation's toughest competition. The Owls beat tough southern schools Texas A&M and Vanderbilt in 1935 and began a series of games against Michigan State. The 1938 squad played three teams that finished the season in the nation's Top 10 (Pittsburgh, Holy Cross and eventual national champion, Texas Christian).

Temple was a heavy underdog in what would turn out to be Warner's finale, a contest at Florida on Dec. 3, 1938. Florida was coached by Josh Cody, who was just a couple years away from beginning a 15-year career at Temple. Playing in 80-degree heat, the Owls upset the Gators, 20-12, thanks in large part to a 102-yard kickoff return by Jimmy Powers. After missing the entire 1939 season due to injury, Powers returned the opening kickoff against Michigan State 105 yards for a touchdown in 1940. The returns remain the two longest plays in Temple football history.

The Post-Warner Years

Warner's top assistant, Fred H. Swan, took over as head coach in 1939. His tenure may

have been doomed from the start. The Owls lost his debut game against Georgetown, 3-2, on a field goal with 25 seconds to go. The field goal had been preceded by a controversial pass interference penalty against the Owls.

The following season, Temple hired Ray Morrison as head coach. Morrison had gained fame as an All-American player at Vanderbilt and head coach at Southern Methodist University. One of Morrison's top assistants was Josh Cody. The new coach promised a wide-open offensive attack that he had developed in the south.

The high-scoring offense was on display in the first game of the 1940 season, a 64-7 victory over Muhlenberg. The Owls jumped to a 45-0 halftime lead in the contest and never looked back. Running back "Handy" Andy Tomasic had a 73-yard touchdown run. Tomasic, nicknamed "The Hokendauqua Hurricane" for his hometown near Allentown, Pa., was one of several Temple Hall of Famers that maintained the program's level of national success in the 1940s.

Tackles Chuck Drulis and Bucko Kilroy were All-East selections and Kilroy was Temple's first Honorable Mention All-American. Running back Phil Slosburg was an All-East pick and was chosen to play in the Blue-Gray All-Star Game. Other stars for the Cherry and White included Mike Jarmoluk, Joe Nejman and John Rogers.

The Owls fielded particularly strong teams in 1941 and 1945. The team got off to a 6-1 start in 1941, beating rivals Penn State, Bucknell and Villanova. That marks the only time in school history that all three foes were beaten in the same season. Hopes for a bowl bid were dashed though, with a 46-0 loss at Michigan State in the next-to-last game of the season. The following week, the Owls were heavy underdogs on a trip to Eastern power Holy Cross. They responded with a 31-13 upset victory to finish the season at 7-2.



ALL-TIME RESULTS/HISTORY



1926 (5-3)

S 25	at Ursinus	W	12-0
O 9	Lebanon Valley	W	13-3
O 16	Susquehanna	W	14-0
O 23	Schuykill	W	12-0
O 30	Albright	L	0-19
N 6	at Muhlenberg	L	12-29
N 11	Quantic Marines(MS)	L	12-42
N 20	Washington College	W	13-0

1927 (7-1)

O 1	Blue Ridge	W	110-0
O 8	Juniata	W	58-0
O 15	at Dartmouth	L	7-47
O 22	Gallaudet	W	62-0
O 29	at Brown	W	7-0
N 5	Albright	W	13-0
N 12	Washington College	W	75-0
N 19	Bucknell (FF)	W	19-13

1928 (7-1-2)
(All home games at Temple Stadium unless otherwise noted.)

S 29	St. Thomas	W	12-0
O 6	Gallaudet	W	39-0
O 13	Western Maryland	W	7-0
O 20	Albright	W	32-0
O 27	Providence	W	41-0
N 3	at Schuykill	L	7-10
N 10	Villanova (FF)	T	0-0
N 17	Geneva	W	6-0
N 24	Washington College	W	73-6
N 29	Bucknell	T	7-7

1929 (6-3-1)

S 28	Thiel	W	25-0
O 5	St. Thomas	W	20-0
O 12	St. Bonaventure	W	28-0
O 19	Western Maryland	L	0-23
O 26	Washington & Jefferson	T	0-0
N 2	Bucknell	L	0-13
N 9	Gallaudet	W	31-0
N 16	Lafayette	W	13-0
N 23	Drake	W	16-14
N 30	Villanova	L	0-15

1930 (7-3)

S 26	Thiel	W	13-6
O 3	St. Thomas	W	28-2
O 10	Bucknell	W	7-6
O 18	Washington & Jefferson	W	20-7
O 25	Villanova (MS)	L	7-8
N 1	Wake Forest	W	36-0
N 8	Miami (FL) (AC)	W	34-0
N 15	Lafayette	W	46-0
N 22	Carnegie Tech (FF)	L	13-32
N 29	Drake	L	20-49

1931 (8-1-1)

S 25	Mt. St. Mary's	W	33-0
O 2	Albright	W	19-7
O 10	Penn State	W	12-0
O 16	Bucknell	T	0-0
O 23	Haskell Institute	W	6-0
O 30	Washington & Jefferson	W	6-3
N 7	Villanova	W	13-7
N 14	Carnegie Tech	L	13-19
N 21	at Denver	W	18-0
N 28	at Missouri (KC)	W	38-6

1932 (5-1-2)

S 30	Thiel	W	31-0
O 7	West Virginia	W	14-13
O 14	Bucknell	W	12-0
O 21	Denver	W	14-0
O 28	Carnegie Tech	T	7-7
N 4	Haskell Institute	T	14-14
N 12	Penn State	W	13-12
N 19	Villanova	L	0-7

1933-38
Glenn "Pop" Warner
31-18-9 Overall



1933 (5-3)

S 29	South Carolina	W	26-6
O 7	at Carnegie Tech	L	0-25
O 13	Haskell Institute	W	31-0
O 20	West Virginia	W	13-7
O 28	at Bucknell	L	7-20
N 4	Drake	W	20-14
N 18	Washington & Jefferson	W	13-0
N 25	Villanova	L	0-24

1934 (7-1-2)

S 29	Virginia Tech	W	34-0
O 5	Texas A&M	W	40-6
O 13	Indiana	T	6-6
O 19	West Virginia	W	28-13
O 27	at Marquette	W	28-6
N 3	(14) Holy Cross	W	14-0
N 10	Carnegie Tech	W	34-6
N 24	Villanova	W	22-0
N 29	Bucknell	T	0-0

1935 Sugar Bowl

J 1	Tulane	L	14-20
-----	--------	---	-------

1935 (7-3)

S 20	Saint Joseph's	W	51-0
S 27	Centre	W	25-13
O 5	at Texas A&M	W	14-0
O 11	Vanderbilt	W	6-3
O 19	at Carnegie Tech	W	13-0
O 26	at West Virginia	W	19-6
N 2	Michigan State	L	7-12
N 16	Marquette	W	26-6
N 23	Villanova	L	14-21
N 28	Bucknell	L	6-7

1936 (6-3-2)

S 18	Saint Joseph's	W	18-0
S 25	Centre	W	50-7
O 2	Mississippi	W	12-7
O 12	at Boston College	W	14-0
O 16	Carnegie Tech	L	0-7
O 31	Holy Cross	W	3-0
N 7	at Michigan State	T	7-7
N 14	Villanova	W	6-0
N 21	Iowa	L	0-25
N 26	Bucknell	T	0-0
D 5	at Saint Mary's	L	7-13

1937 (3-2-4)

S 24	VMI	W	18-7
O 1	Mississippi	T	0-0
O 8	Florida	W	7-6
O 12	at Boston College	T	0-0
O 22	Carnegie Tech	W	7-0
O 30	at Holy Cross	T	0-0
N 6	Michigan State	L	6-13
N 13	at Bucknell	T	0-0
N 20	Villanova	L	0-33

The 1945 campaign held similar promise as Temple defeated Eastern powers Syracuse (7-6) and Pittsburgh (6-0) on the way to a 6-0 start. The Owls were among the favorites to receive an Orange Bowl bid until suffering a 27-0 loss at Penn State. History repeated itself with a visit to heavily favored Holy Cross the following week. Holy Cross was undefeated at the time and had become the Orange Bowl favorite. Temple pulled off one of the greatest upsets in school history, winning 14-6 thanks to touchdown runs by quarterback Jack Burns and running back Gene Zawolski. Holy Cross received the Orange Bowl bid anyway, though the Owls received strong consideration for the Cotton Bowl—partially thanks to Morrison's ties with SMU. Temple's 7-1 squad of 1945 ranks as one of its best ever.

Morrison coached the Owls through 1948, and was followed by Albert P. Kawal. The new coach's first team featured a hard-nosed running back who nearly became the first 1,000-yard rusher in school history. Temple Hall of Famer, Bill Bernardo, gained 994 yards on the ground in 1949, a school record that stood until 1973. The roster also included Hall of Famer Gavin White, who would later enjoy a successful coaching career and would serve as Temple's director of athletics in the 1980s.

Cody replaced Yeomans as Temple's athletic director in 1952, as the University was entering the first few years of an "administrative de-emphasis" of intercollegiate athletics. By the mid-1950s, the Owls were no longer playing a national schedule, replacing the likes of Michigan State and West Virginia with Lafayette and Gettysburg. Bucknell remained a yearly foe, though Villanova had been dropped from the schedule in 1944.

Kawal coached the Owls through 1954, and then Cody took over for the 1955 campaign. The Owls went 0-8 that season, their first winless mark since 1923, and Cody hired 1934 team captain Pete Stevens to coach the team in 1956. Stevens remains the

only former Temple player to have coached the team in the modern era.

Temple went 3-5 in 1956 and opened the 1957 season with two losses. The Owls then beat Lafayette, 13-12, at Temple Stadium. They would not win another game for nearly three years. The Owls lost their final four games of the 1957 campaign and finished 0-8 in 1958 and 0-9 in 1959. The 21-game losing streak is the longest in school history.

Ernie Casale took over as Temple's athletic director in 1959. Years later, he recalled a 12-8 loss that season against Drexel that attracted just 200 fans on a rainy Halloween night in Philadelphia. The Owls had just 24 players in uniform for their 1959 season finale at Gettysburg.

The following year brought a new head coach, George Makris, to North Broad Street. Makris had established a fine coaching reputation at Bolling Air Force Base in Washington, D.C. The 21-game losing streak came to an end in the 1960 season opener against Kings Point.

The Owls trailed 13-0 in the first half of the contest, but then started their comeback, eventually taking an 18-13 lead on Charlie Lotson's 86-yard interception return for a touchdown. Lotson later recovered a fumble that set up the game-clinching touchdown. Running back Ernie Wayland scored two touchdowns as the Cherry and White posted a 26-13 victory. Many of the 10,000 fans in attendance stormed the field and tore down the goalposts in celebration.

ALL-TIME RESULTS/HISTORY

1938 (3-6-1)

S 23	Albright.....	W	6-0
O 1	Pittsburgh.....	L	6-28
O 7	Texas Christian.....	L	6-28
O 14	Bucknell.....	W	26-0
O 21	Boston College.....	T	26-26
O 28	Georgetown.....	L	0-13
N 5	at Holy Cross.....	L	0-33
N 12	Villanova.....	L	7-20
N 19	at Michigan State.....	L	0-10
D 3	at Florida.....	W	20-12

1939

Fred H. Swan

2-7 Overall



1939 (2-7)

S 29	Georgetown.....	L	2-3
O 7	Carnegie Tech.....	L	0-6
O 14	Texas Christian.....	W	13-11
O 21	at Boston College.....	L	0-19
O 27	Bucknell.....	W	16-0
N 4	Pittsburgh.....	L	7-13
N 11	at Holy Cross.....	L	0-14
N 18	Villanova.....	L	6-12
N 25	at Michigan State.....	L	7-18

1940-48

Ray Morrison

31-38-9 Overall



1940 (4-4-1)

S 27	Muhlenberg.....	W	64-7
O 4	Georgetown.....	L	0-14
O 12	at Boston College.....	L	20-33
O 18	Michigan State.....	W	21-19
O 26	Penn State.....	L	0-18
N 2	at Bucknell.....	W	10-7
N 9	Villanova.....	W	28-0
N 16	at Holy Cross.....	T	6-6
N 23	at Oklahoma.....	L	6-9

1941 (7-2)

S 26	Kansas.....	W	31-9
O 3	VMI.....	W	28-13
O 10	Georgetown.....	W	17-7
O 18	Penn State.....	W	14-0
O 24	Bucknell.....	W	41-14
N 1	at Boston College.....	L	0-31
N 8	Villanova.....	W	14-13
N 15	at Michigan State.....	L	0-46
N 22	at Holy Cross.....	W	31-13

1942 (2-5-3)

S 25	Georgetown.....	L	0-7
O 2	VMI.....	W	7-6
O 9	Bucknell.....	T	7-7
O 16	at SMU.....	T	6-6
O 23	N.C. Pre-Flight.....	L	0-34
O 31	Michigan State.....	T	7-7
N 7	at Boston College.....	L	0-28
N 14	Holy Cross.....	L	0-13
N 21	Oklahoma.....	W	14-7
N 28	Villanova.....	L	7-20

1943 (2-6)

S 24	VMI.....	W	27-0
O 1	Swarthmore.....	W	13-6
O 9	at Army.....	L	0-51
O 15	Ursinus.....	L	6-10
O 22	Bucknell.....	L	6-7
N 6	at Holy Cross.....	L	6-42
N 13	at Penn State.....	L	0-13
N 20	Villanova.....	L	7-34

1944 (2-4-2)

S 29	Swarthmore.....	W	34-12
O 6	Holy Cross.....	L	0-30
O 14	at NYU.....	W	25-0
O 20	Syracuse.....	T	7-7
O 27	Bucknell.....	T	7-7
N 4	at West Virginia.....	L	0-6
N 11	Penn State.....	L	6-7
N 18	at Tennessee.....	L	14-27

1945 (7-1)

S 28	Syracuse.....	W	7-6
O 5	NYU.....	W	59-0
O 12	Bucknell.....	W	64-0
O 19	West Virginia.....	W	28-12
O 27	at Pittsburgh.....	W	6-0
N 3	Lafayette.....	W	20-0
N 10	at Penn State.....	L	0-27
N 17	at Holy Cross.....	W	14-6

1946 (2-4-2)

S 27	SMU.....	T	7-7
O 4	Georgia.....	L	7-35
O 12	at Pittsburgh.....	T	0-0
O 18	West Virginia.....	W	6-0
N 2	at Syracuse.....	L	7-28
N 9	at Penn State.....	L	0-26
N 16	Bucknell.....	W	27-6
N 23	Holy Cross.....	L	7-12

1947 (3-6)

S 26	NYU.....	W	32-7
O 4	at Holy Cross.....	L	13-19
O 11	at Syracuse.....	L	12-28
O 17	Muhlenberg.....	W	7-6
O 25	at Bucknell.....	W	21-0
N 1	Oklahoma A&M.....	L	0-26
N 8	Penn State.....	L	0-7
N 15	at Michigan State.....	L	6-14
N 22	at West Virginia.....	L	0-21

1948 (2-6-1)

S 24	Lebanon Valley.....	T	7-7
O 2	West Virginia (HS).....	L	7-27
O 9	at Rutgers.....	L	20-34
O 15	Boston University.....	L	7-13
O 23	at Oklahoma A&M.....	L	7-41
O 29	Bucknell.....	W	20-0
N 6	Syracuse.....	W	20-0
N 13	at Penn State.....	L	0-47
N 20	Holy Cross.....	L	7-13

(HS) - Hershey Stadium

Middle Atlantic Conference

Temple continued to re-establish itself in the 1960s, playing in the University Division of the Middle Atlantic States Conference. The other losing streak that had to be brought to an end was a long skid against conference rival Bucknell. While the Owls dominated the series from 1938 to 1949, compiling a record of 9-1-2 during that stretch, they had not beaten the Bison since 1953. The losing streak had reached eight by 1962.

The game was up for grabs that year. Bucknell took a 7-0 lead, but the Owls responded with a one-yard touchdown run by running back Bill Cosby (who would eventually gain greater fame). The Owls then jumped ahead, 14-7, on a 38-yard interception return for a touchdown by Joe Morelli. Late in the contest, Bucknell went ahead again, 15-14, scoring a TD and converting a two-point play. The Owls came back with a drive to the Bucknell one-yard line, but fumbled the ball away. Temple got one last chance on offense and advanced the ball deep into Bucknell territory. With 15 seconds left, the Owls lined up for a game-winning field goal attempt. It missed, and the Bison kept possession of "The Old Shoe."

Things got significantly better for the Cherry and White though, as the team posted a 5-3-1 mark in 1963, the school's first winning record since 1951. The Owls finished second in the league standings in 1964 and challenged for the Middle Atlantic title in 1965 and 1966. The 1966 campaign also brought "The Old Shoe" back to North Broad Street.

That season's battle with Bucknell was a blowout from the beginning. Temple held a 20-0 lead at the end of the first quarter, and it was 41-7 by halftime. Late in the first half, sophomore quarterback John Waller was substituted in place of starter Tom DeFelice. Waller connected with wide receiver Jim Callahan for a couple of touchdowns, and

then a couple more. Entering the fourth quarter, the Owls held a 75-14 lead and Waller had thrown five touchdowns, four of them to Callahan. One more Waller-to-Callahan TD pass set the school's single-game record for touchdown passes and receptions. The Owls won, 82-28, posting the second-highest point total in school history.

"The Old Shoe" stayed in Philadelphia the next season as the Owls beat Bucknell and every other Middle Atlantic Conference foe to win the 1967 league title. Another school record was broken against the Bison, this time as running back Mike Busch carried the ball a record 38 times for a record 176 yards in a 13-8 victory that clinched a tie for the league title. DeFelice guided the squad to a 45-27 victory over Gettysburg the following week to clinch the crown outright. Temple received strong consideration for the Tangerine Bowl that year but was not selected.

Records continued to fall in 1968, especially passing records, as Waller-to-Callahan became one of the most dangerous pass-and-catch duos in the country. Waller set school marks with 35 completions, 62 attempts and 440 yards passing in a 50-40 loss to Buffalo. He finished the year as the first 2,000-yard passer in Temple history and set just about every other single-season and career passing record for the Owls. Callahan's total of 14 TD receptions in 1968 went unmatched until 2008 [by Bruce Francis]. Amazingly, Callahan's first 10 receptions were all for TDs.

The Owls left the Middle Atlantic Conference after the 1969 season so they could return to playing a full Division I-A schedule. Makris was replaced by Wayne Hardin, a well-known coach who had six successful seasons at Navy. Hardin's Midshipmen had beaten Army in five of their six meetings. His tenure on North Broad Street did not have such an auspicious beginning.



ALL-TIME RESULTS/HISTORY

1949-54

Albert P. Kawal



24-28-3 Overall

1949 (5-4)

S 24	Texas.....	L	0-54
O 1	Rutgers.....	W	14-7
O 7	at Syracuse.....	W	27-14
O 14	Bucknell.....	W	20-19
O 21	Rhode Island.....	W	47-6
O 29	at Michigan State.....	L	14-62
N 5	at Boston University.....	L	7-28
N 19	at Holy Cross.....	W	20-7
N 28	Penn State.....	L	7-28

1950 (4-4-1)

S 22	Albright.....	W	32-6
S 29	Syracuse.....	W	7-6
O 14	at Rutgers.....	L	20-26
O 21	Wayne State.....	W	26-0
O 28	at Penn State.....	T	7-7
N 4	Delaware.....	W	39-0
N 11	Bucknell.....	L	0-35
N 18	Fordham.....	L	21-26
N 25	at Holy Cross.....	L	21-26

1951 (6-4)

S 21	at Syracuse.....	L	0-19
S 29	at Brown.....	W	20-14
O 6	Rutgers.....	W	14-7
O 12	Albright.....	W	47-6
O 20	at Delaware.....	W	13-7
O 26	Boston University.....	W	20-13
N 3	at Bucknell.....	L	7-28
N 10	NYU.....	W	34-6
N 17	Fordham.....	L	6-35
N 24	at Holy Cross.....	L	7-41

1952 (2-7-1)

S 20	at Penn State.....	L	13-20
S 26	Albright.....	W	21-0
O 3	Syracuse.....	L	0-27
O 10	Bucknell.....	L	12-19
O 18	at Indiana.....	L	0-33
O 25	NYU.....	W	34-7
N 1	at Rutgers.....	L	28-40
N 6	at Boston University.....	T	14-14
N 15	Fordham.....	L	6-33
N 22	Holy Cross.....	L	0-28

1953 (4-4-1)


S 18	Albright.....	W	34-0
S 26	at Syracuse.....	L	0-42
O 3	Bowling Green.....	W	27-0
O 17	at Bucknell.....	W	27-21
O 24	Scranton.....	W	33-7
O 31	Bainbridge.....	T	7-7
N 7	at Yale.....	L	6-32
N 14	at Fordham.....	L	0-28
N 21	Boston University.....	L	0-20

1954 (3-5)

O 2	Boston College.....	L	9-12
O 9	at Delaware.....	L	13-51
O 16	Bucknell.....	L	0-27
O 23	at Brown.....	W	19-14
O 30	at Rutgers.....	L	0-25
N 6	Brandeis.....	W	27-0
N 13	at Scranton.....	W	20-0
N 20	Boston University.....	L	7-19

1955

Josh Cody



0-8 Overall

1955 (0-8)

S 24	at Holy Cross.....	L	7-42
O 1	Scranton.....	L	6-20
O 15	at Bucknell.....	L	0-38
O 22	at Carnegie Tech.....	L	16-18
O 29	at Lehigh.....	L	14-27
N 5	Muhlenberg.....	L	6-7
N 12	Delaware.....	L	0-46
N 19	at Boston University.....	L	0-25

1956-59

Peter P. Stevens



4-28-0 Overall

1956 (3-5)

S 29	at Lafayette.....	L	0-20
O 6	at Muhlenberg.....	W	19-14
O 13	Scranton.....	W	28-20
O 20	Carnegie Tech.....	W	27-12
O 27	Bucknell.....	L	6-12
N 3	Lehigh.....	L	0-21
N 10	Gettysburg.....	L	7-13
N 17	at Delaware.....	L	7-14

1957 (1-6)

O 5	at Bucknell.....	L	6-19
O 12	at Hofstra.....	L	7-13
O 19	Lafayette.....	W	13-12
O 26	Scranton.....	—	ccd
N 2	Muhlenberg.....	L	16-40
N 9	at Delaware.....	L	7-71
N 16	at Gettysburg.....	L	7-42
N 23	Buffalo.....	L	6-13

1958 (0-8)

O 4	Delaware.....	L	14-35
O 11	at Muhlenberg.....	L	18-21
O 18	at Lafayette.....	L	0-35
O 25	at Scranton.....	L	0-6
N 1	at Buffalo.....	L	6-54
N 8	Bucknell.....	L	6-44
N 15	Gettysburg.....	L	6-22
N 22	Hofstra.....	L	6-34

1959 (0-9)

S 26	Buffalo.....	L	14-28
O 3	Scranton.....	L	12-16
O 10	Muhlenberg.....	L	13-14
O 17	Lafayette.....	L	20-52
O 24	Hofstra.....	L	0-15
O 31	at Drexel.....	L	8-12
N 7	at Delaware.....	L	0-62
N 14	at Bucknell.....	L	6-26
N 21	at Gettysburg.....	L	0-35

The Hardin Years

The opponent was Akron in the 1970 season opener. The Zips scored on their first three possessions and never looked back in a 21-0 victory over the Owls. Hardin's team bounced back the following week and beat Bucknell, 10-3, in the last meeting between the two schools. Temple now had possession of "The Old Shoe" trophy for good. The winning ways continued through the 1970 campaign, though the Owls lost their season finale against Villanova, 31-26. It was the first meeting between the two teams since 1943, and it was closely contested from start to finish. Temple-Villanova was the closing game of the regular season every year from 1970 to 1980.

The Owls compiled a record of 18-9-1 during Hardin's first three years as head coach and rolled on from there. Temple beat Villanova, 12-10, in the 1972 season finale. Temple Hall of Fame kicker Nick Mike-Mayer booted two field goals and the game-clinching touchdown was set up on a fumble recovery by Bob Bernardo, the son of Temple Hall of Famer Bill Bernardo. Wide receiver Clint Graves set a school record in 1972 with 63 receptions, and he set the single-game mark with 15 catches against Rhode Island.

Hardin's first few teams featured several other stars, including quarterback Doug Shobert, an Honorable Mention All-American in 1971; tight end Randy Grossman, a Third Team All-American in 1972; and offensive guard Bill Singletary, a First Team All-American in 1972. Singletary is the only football player in Temple history to have his number (64) retired.

The Owls re-established themselves as one of the dominant programs in the East in 1973, finishing the season at 9-1 to set a school record for wins. The team won its final eight games of the season, including a 34-0 shutout of Villanova in which the defense forced 10 turnovers. Hardin's veer offense was almost impossible to stop, as the team

surpassed the 30-point mark in eight of 10 games. The backfield tandem of Tom Sloan and Henry Hynoski keyed a powerful rushing attack, and the passing game was left in the capable hands of Steve Joachim. Sloan became the first 1,000-yard rusher in school history, finishing the year with 1,036 yards. Hynoski surpassed the 1,000-yard mark in 1974.

The Temple offense was just as tough to stop that season, and the defense was downright stingy. The Owls won their first six games of 1974, running their win streak to 14 games. It was the longest streak in the nation and it still stands as the longest in school history. In a nine-game stretch that spanned two seasons, Temple outscored its opponents, 361-58. The 14th victim of Hardin's Owls was Delaware, which battled hard before losing a 21-17 contest at Veterans Stadium. That marked Temple's first game at the South Philadelphia venue. The win streak was snapped the following week by Cincinnati, 22-20. The Owls finished the season with a record of 8-2, winning their finale against Villanova, 17-7, in another game played at The Vet.

The awards came piling in after the season. Joachim received numerous All-American honors, running back Henry Hynoski and offensive guard Pat Staub were All-East choices, and defensive tackle Joe Klecko was an Honorable Mention All-American. The accolades culminated in Joachim being selected the Maxwell Award winner as National Player of the Year.

The 1975 season opener provided another milestone for the Owls, as the team faced Penn State for the first time since 1952. Running back Bob Harris shocked the Nittany Lions by breaking through the middle for a 76-yard touchdown on the first play from scrimmage. The up-and-back contest tilted toward the Owls in the fourth quarter when Anthony Anderson ran for a touchdown that gave Temple a 23-18 lead. But Penn State would score the last touchdown after a long punt return and win the game, 26-25.

f TEMPLE FOOTBALL @temple_fb

ALL-TIME RESULTS/HISTORY

1960-69

George Makris

45-44-4 Overall



1960 (2-7, 0-5 MAC)

S 24	King's Point.....	W	26-13
O 1	Buffalo.....	L	12-21
O 8 *	at Muhlenberg.....	L	14-17
O 15 *	at Lafayette.....	L	7-9
O 22	at Hofstra.....	L	4-6
O 29	Drexel.....	W	30-8
N 5 *	Delaware.....	L	12-26
N 12 *	at Bucknell.....	L	0-23
N 19 *	Gettysburg.....	L	8-14

1961 (2-5-2, 1-2-2 MAC)

S 23	at King's Point.....	L	0-12
S 30 *	Bucknell.....	L	7-8
O 7 *	Muhlenberg.....	W	36-12
O 14 *	Lafayette.....	T	12-12
O 21	at Buffalo.....	L	3-30
O 28	Hofstra.....	W	14-12
N 4 *	at Delaware.....	L	0-28
N 11 *	at Gettysburg.....	T	0-0
N 18	Toledo.....	L	14-15

1962 (3-6, 2-3 MAC)

S 22	King's Point.....	W	14-3
S 29 *	Bucknell.....	L	14-15
O 6 *	at Muhlenberg.....	W	38-7
O 13 *	at Lafayette.....	W	21-0
O 20	Buffalo.....	L	13-16
O 27	at Hofstra.....	L	10-19
N 3 *	Delaware.....	L	8-20
N 10	at Toledo.....	L	0-13
N 17 *	Gettysburg.....	L	15-22

1963 (5-3-1, 1-2 MAC)

S 21	Ithaca.....	W	30-21
S 28	at Kings Point.....	T	20-20
O 5	UConn.....	W	9-7
O 12	Muhlenberg.....	W	29-0
O 19 *	Lafayette.....	W	31-0
O 26	Hofstra.....	W	46-14
N 2 *	at Bucknell.....	L	3-14
N 9 *	at Delaware.....	L	23-32
N 16	at Susquehanna.....	L	18-22
N 22 *	Gettysburg #.....	—	ccd

game canceled due to assassination of President Kennedy

1964 (7-2, 4-1 MAC)

S 26	King's Point.....	W	34-9
O 3	Southern Connecticut.....	W	22-6
O 10	at Boston University.....	W	44-13
O 17 *	at Lafayette.....	W	38-18
O 24	at UConn.....	L	7-25
O 31 *	Bucknell.....	L	28-31
N 7 *	at Delaware.....	W	21-0
N 14 *	Gettysburg.....	W	32-20
N 21 *	Hofstra.....	W	21-6

1965 (5-5, 3-2 MAC)

S 18	George Washington.....	L	13-21
S 25	at King's Point.....	L	21-27
O 2	Boston University.....	L	7-14
O 9 *	at Bucknell.....	L	14-40
O 16 *	Lafayette.....	W	27-12
O 23	at UConn.....	W	12-11
O 30 *	Delaware.....	W	31-22
N 6	Rhode Island.....	W	28-0
N 13 *	Gettysburg.....	W	22-21
N 20 *	Hofstra.....	L	28-42

1966 (6-3, 2-2 MAC)

S 24	at King's Point.....	W	48-8
O 1	Boston University.....	W	9-6
O 8 *	Bucknell.....	W	82-28
O 15 *	at Hofstra.....	W	18-7
O 22	UConn.....	W	35-25
O 29 *	Delaware.....	L	14-20
N 5	at Rhode Island.....	W	21-19
N 12 *	at Gettysburg.....	L	19-21
N 19	Bowling Green.....	L	20-62

1967 (7-2, 4-0 MAC Champions)

S 23	at King's Point.....	W	18-12
S 30	Boston University.....	W	22-16
O 7	at Buffalo.....	L	14-44
O 14 *	Hofstra.....	W	35-23
O 21	at Dayton.....	L	6-56
O 28 *	at Delaware.....	W	26-17
N 4 *	at Bucknell.....	W	13-8
N 11 *	Gettysburg.....	W	45-27
N 18	Akron.....	W	22-21

1968 (4-6, 2-2 MAC)

S 21	Rhode Island.....	W	28-0
S 28	at Wayne State.....	W	26-6
O 5	at Boston University.....	L	0-7
O 12 *	Bucknell.....	L	26-29
O 19 *	at Hofstra.....	W	20-12
O 26 *	Delaware.....	L	27-50
N 2	Buffalo.....	L	40-50
N 9 *	at Gettysburg.....	W	30-11
N 16	Northeastern.....	L	26-41
N 23	Dayton.....	L	17-35

1969 (4-5-1, 1-2-1 MAC)

S 20	at Rhode Island.....	W	47-3
S 27	William & Mary.....	L	6-7
O 4	Wayne State.....	W	34-0
O 11 *	at Bucknell.....	T	7-7
O 18 *	Hofstra.....	W	34-7
O 25 *	at Delaware.....	L	0-33
N 1	at Buffalo.....	L	0-33
N 8 *	Gettysburg.....	L	14-16
N 15	at Northeastern.....	W	35-17
N 22	Boston University.....	L	3-21

* - Conference games
(-) - CFP/AP rankings
HC - Homecoming

The teams played another one-point game the following year at Veterans Stadium. Beginning in 1976, The Vet became the new home of the Temple football team. Early in the season, the stadium hosted the first meeting between Temple and Grambling, which was coached by the legendary Eddie Robinson. The Owls won the contest, 31-30. That score was reversed when Penn State returned to town in October. Temple scored on the last play of the game to make the score 31-30, and Hardin opted for a two-point conversion attempt to beat the Nittany Lions. The conversion attempt failed.

Klecko ranked as the top tackler in school history following the 1976 season. Another group of stars then arrived on campus that would eventually produce the most successful season in school history. Temple Hall of Famers Anthony Anderson and Steve Watson built that success in 1977 and 1978. The Owls wrapped up both years with a trip to Japan to play in the Mirage Bowl. Tokyo's Korakeun Stadium hosted Temple-Grambling in 1977 and Temple-Boston College in 1978. Running back Zachary Dixon set a single-season school rushing record in the BC game. He finished the year with 1,153 yards on the ground, and the Owls finished with a record of 7-3-1.

The 1979 Season

The 1979 campaign opened with three straight victories before Hardin's squad lost to Pittsburgh, 10-9. The Owls bounced back to rout Rutgers and Syracuse on the way to five straight wins. The 8-1 start had the Owls thinking about a postseason bowl bid in November. A loss to Penn State was followed by a 42-10 rout of Villanova, giving the team a record of 9-2 and securing a berth in the Garden State Bowl. Temple's offense was led by quarterback Brian Broomell, and his top receiving target was Gerald "Sweet Feet" Lucear, who set several records that year. The defense featured record-setting linebacker Steve Conjar, who had 163 tackles that season and surpassed that mark with 174 stops in 1980.

The Garden State Bowl opponent was California and the matchup painted Temple as the defender of Eastern football. The Owls jumped on the Golden Bears for three touchdowns in the first quarter, with running back Kevin Duckett scoring a pair of touchdowns. California chipped away at the 21-0 lead in the second quarter, scoring a pair of touchdowns to make it 21-14 at the half. A field goal early in the fourth quarter cut the lead to 21-17. Broomell then led the Owls on a 14-play, 78-yard drive that culminated with a five-yard TD pass to Lucear. Significant credit for Temple's offensive success went to running back Mark Bright, who totaled 112 yards rushing on 19 carries. The Owls won the game, 28-17, and Bright was voted the game's Most Valuable Player. Temple's 10-2 finish to the 1979 season marks the highest single-season win total in school history.

Hardin coached the Owls through the 1982 season, compiling 80 wins in his 13 seasons on North Broad Street. He had the most wins and the longest tenure of any Temple football coach. Bruce Arians took over as head coach in 1983. Arians had been tutored by Alabama coaching legend Paul "Bear" Bryant.





ALL-TIME RESULTS/HISTORY

1970-82

Wayne Hardin

80-52-3 Overall



1970 (7-3)

S 12	Akron.....	L	0-21
S 19	at Bucknell.....	W	10-3
S 26	at Holy Cross.....	W	23-13
O 3	at Boston University.....	W	10-7
O 10	UConn.....	W	41-23
O 17	at Xavier.....	W	28-15
O 31	Delaware.....	L	13-15
N 7	Rhode Island.....	W	18-15
N 14	Buffalo.....	W	21-8
N 26	Villanova.....	L	26-31

1971 (6-2-1)

S 18	Boston College.....	L	3-17
O 2	Boston University.....	W	34-10
O 9	at UConn.....	W	38-0
O 16	Xavier.....	W	38-0
O 23	at West Virginia.....	L	33-43
O 30	at Delaware.....	W	32-27
N 6	at Rhode Island.....	W	40-13
N 13	William & Mary.....	W	17-13
N 20	Villanova.....	T	13-13

1972 (5-4)

S 9	at Syracuse.....	L	10-17
S 16	at Xavier.....	W	16-12
S 23	at Boston College.....	L	27-49
S 30	Holy Cross.....	W	15-7
O 14	West Virginia.....	W	39-36
O 20	at Boston University.....	L	14-17
O 28	Delaware.....	L	9-28
N 11	Rhode Island.....	W	22-0
N 18	at Villanova.....	W	12-10

1973 (9-1)

S 8	Xavier.....	W	49-7
S 15	at Boston College.....	L	0-45
S 22	Akron.....	W	47-33
S 29	at Holy Cross.....	W	63-34
O 6	Cincinnati.....	W	16-15
O 20	Boston University.....	W	35-15
O 27	at Delaware.....	W	31-8
N 10	Rhode Island.....	W	43-0
N 17	at Drake.....	W	35-10
N 24	at Villanova.....	W	34-0

1974 (8-2)

S 14	at Rhode Island.....	W	38-7
S 28	at Boston College.....	W	34-7
O 5	Marshall.....	W	31-10
O 12	Southern Illinois.....	W	59-16
O 19	Holy Cross.....	W	56-0
O 26	Delaware (V).....	W	21-17
N 2	at Cincinnati.....	L	20-22
N 9	at (19) Pittsburgh.....	L	24-35
N 16	at West Virginia.....	W	35-21
N 23	at Villanova (V).....	W	17-7

(V) - Veterans Stadium

1975 (6-5)

S 6	(6) Penn State (FF).....	L	25-26
S 13	at West Virginia.....	L	7-50
S 20	Boston College.....	L	9-27
O 4	Cincinnati.....	W	21-17
O 11	Pittsburgh.....	L	6-55
O 18	at Akron.....	L	23-24
O 25	at Delaware.....	W	45-0
N 1	at Dayton.....	W	23-10
N 8	Rhode Island.....	W	45-6
N 22	Drake.....	W	44-7
N 27	at Villanova (V).....	W	41-3

(FF) - Franklin Field
(V) - Veterans Stadium

1976 (4-6)

(All home games at Veterans Stadium unless noted.)

S 11	at Akron.....	W	23-13
S 18	Grambling.....	W	31-30
S 25	at (3) Pittsburgh.....	L	7-21
O 2	Delaware (FF).....	L	16-18
O 9	West Virginia (FF).....	L	0-42
O 23	at Syracuse.....	L	16-24
O 30	Penn State.....	L	30-31
N 6	at Drake.....	W	31-7
N 13	Dayton.....	W	35-6
N 20	Villanova.....	L	7-24

(FF) - Franklin Field

* - Conference games
() - CFP/AP rankings
HC - Homecoming

1977 (5-5-1)

S 10	Southern Illinois (FF).....	L	20-24
S 17	Drake.....	W	42-0
S 24	Pittsburgh.....	L	0-76
O 1	at Delaware.....	W	6-3
O 8	at West Virginia.....	L	16-38
O 22	SW Louisiana.....	W	27-20
O 29	at Cincinnati.....	T	17-17
N 5	Rutgers.....	W	24-14
N 12	at (9) Penn State.....	L	7-44
N 19	at Villanova.....	W	38-15

1977 Mirage Bowl (Tokyo, Japan)

D 11	Grambling.....	L	32-35
------	----------------	---	-------

(FF) - Franklin Field

1978 (7-3-1)

S 1	(3) Penn State.....	L	7-10
S 16	at Drake.....	W	36-29
S 23	at (11) Pittsburgh.....	L	12-20
S 30	Delaware.....	W	38-7
O 7	at William & Mary.....	T	22-22
O 14	Cincinnati.....	W	16-13
O 21	West Virginia.....	W	28-27
N 4	at Akron.....	W	56-21
N 11	at Rutgers.....	L	10-13
N 25	Villanova.....	W	27-17

1978 Mirage Bowl (Tokyo, Japan)

D 10	Boston College.....	W	28-24
------	---------------------	---	-------

1979 (10-2)

S 8	at West Virginia.....	W	38-16
S 15	Drake (FF).....	W	43-21
S 22	at Delaware.....	W	31-14
S 29	Pittsburgh.....	L	9-10
O 6	at Rutgers.....	W	41-20
O 13	Syracuse.....	W	49-17
O 20	Cincinnati.....	W	35-14
N 3	at Hawaii.....	W	34-31
N 10	Akron.....	W	42-6
N 17	at Penn State.....	L	7-22
N 24	at Villanova.....	W	42-10

1979 Garden State Bowl

D 15	California.....	W	28-17
------	-----------------	---	-------

The 1980s and Bruce Arians

The Owls produced some notable wins and notable players in the 1980s. They beat Pittsburgh three times in a four-year span, including one year (1987) in which the Panthers were invited to a bowl game. They also scored victories against bowl-bound squads West Virginia (1984) and Virginia Tech (1986).

Arians also coached Paul Palmer, the most prolific running back in school history. Palmer broke onto the national scene with a 206-yard rushing effort against Penn State in his junior year and continued to break records throughout the season. He holds virtually every Temple rushing record, including those for career rushing yards (4,895), 100-yard rushing games (21) and rushing touchdowns (39).

Palmer couldn't have set all those records without a solid group of teammates. Temple players who earned All-American mention during the 1980s included fellow running back Todd McNair, wide receiver Willie Marshall, tight end Mike Hinnant, defensive back Todd Bowles, linebacker Loranzo Square and offensive linemen Kevin Jones and John Rienstra, who garnered First Team All-America honors in 1985.

The Big East

Jerry Berndt followed Arians as head coach, taking over in 1989. The Owls struggled to a 1-10 finish that season, but then recorded the biggest turnaround in college football and went 7-4 in 1990. Berndt's squad received consideration for the Independence Bowl while putting together the school's best record since the Garden State Bowl season. The following year, Temple helped found the Big East Football Conference, putting the Owls in league competition for the second time in school history.

Ron Dickerson followed Berndt as head coach in 1993. At the time he was hired, Dickerson was the only African-American head football coach of a Division I-A school. Dickerson coached two of the leading tacklers-linebackers Lance Johnstone and Alshermund Singleton, along with the most prolific passer in school history. Henry Burris set more than a dozen records between 1993 and 1996, including a single-game-best 445 yards passing against Pittsburgh in 1996, and he holds nearly every single-season and career passing mark.

On December 23, 1997, Temple University named Bobby Wallace its 23rd head football coach. The Mississippi native arrived on North Broad Street as the winningest coach in NCAA Division II playoff history after capturing three consecutive national titles at the University of North Alabama from 1993-95. In his first season, Wallace assembled a staff collectively holding 18 national championship rings and persevered through an injury-plagued season with 25 first-year players in the lineup en route to a 2-9 finish.

One of those victories occurred on October 17, 1998, and is arguably one of the greatest upsets in college football history. Before a homecoming crowd the 0-6 Owls traveled to No. 10/14 Virginia Tech to take on the Hokies' top ranked defense. Substituting for 12 defensive players who exited the game due to injury and with 20 first-year players on the field, Temple overcame a 17-0 deficit en route to a 28-24 win. The victory marked the Owls' first-ever Big East road win and first triumph over a ranked opponent in 11 years. Two games later the Owls proved the win was not an aberration. Trailing 20-0 at Pittsburgh, Temple ground out a 34-33 victory to ensure the program's largest comeback win in the modern era.

f TEMPLE FOOTBALL @temple_fb



ALL-TIME RESULTS/HISTORY



1980 (4-7)

S 13	Rutgers (FF).....	L	3-21
S 20	Delaware.....	L	7-28
S 27	at (6) Pittsburgh.....	L	2-36
O 4	Boston University.....	W	53-6
O 11	at Syracuse.....	L	7-31
O 18	Akron.....	W	16-7
O 25	at Cincinnati.....	W	23-7
N 1	at Louisville.....	W	17-12
N 8	West Virginia.....	L	28-41
N 15	(9) Penn State.....	L	7-50
N 22	at Villanova.....	L	7-23

(FF) - Franklin Field

1981 (5-5)

S 5	William & Mary (FF).....	W	42-0
S 12	Syracuse.....	W	31-19
S 19	at Delaware.....	L	7-13
O 3	at (2) Penn State.....	L	0-30
O 10	Colgate (FF).....	W	31-0
O 17	at Rutgers.....	W	24-12
O 24	at Cincinnati.....	W	24-13
O 31	at (5) Georgia.....	L	3-49
N 7	at West Virginia.....	L	19-24
N 21	(1) Pittsburgh.....	L	0-35

(FF) - Franklin Field

1982 (4-7)

S 4	at (8) Penn State.....	L	14-31
S 11	at Syracuse.....	W	23-18
S 18	Delaware (FF).....	W	22-0
S 25	Rutgers.....	L	7-10
O 2	at (18) Boston College.....	L	7-17
O 9	at Louisville.....	W	55-14
O 16	at (2) Pittsburgh.....	L	17-38
O 30	Cincinnati.....	W	41-7
N 6	(17) West Virginia.....	L	17-20
N 13	at Colgate.....	L	17-24
N 20	ECU.....	L	10-23

1983-88

Bruce Ariens



21-45 Overall

1983 (4-7)

S 2	Syracuse (FF).....	W	17-6
S 10	at Pittsburgh.....	L	0-35
S 24	Penn State.....	L	18-23
O 1	Boston College (FF).....	L	15-18
O 8	at Cincinnati.....	L	16-31
O 15	ECU (FF).....	L	11-24
O 22	at Delaware.....	W	23-16
O 28	at (6) Georgia.....	L	14-31
N 5	at (17) West Virginia.....	L	9-27
N 12	Louisville.....	W	24-7
N 19	at Rutgers.....	W	24-23

(FF) - Franklin Field

1984 (6-5)

S 8	at ECU.....	W	17-0
S 15	at Rutgers.....	L	9-10
S 22	Pittsburgh.....	W	13-12
S 29	at (9) Florida State.....	L	27-44
O 6	at William & Mary.....	W	28-14
O 13	at (4) Boston College.....	L	10-24
O 20	Delaware.....	L	19-34
O 27	Virginia Tech.....	L	7-9
N 3	Cincinnati.....	W	42-10
N 17	West Virginia.....	W	19-17
N 30	Toledo (AC).....	W	35-6

(AC) Atlantic City Convention Hall

1985 (4-7)

S 7	at Boston College.....	L	25-28
S 14	at (11) Penn State.....	L	25-27
S 21	(13) Brigham Young.....	L	24-26
S 28	at ECU.....	W	21-7
O 5	at Cincinnati.....	W	28-16
O 12	Rutgers.....	W	14-13
O 19	William & Mary.....	W	45-16
O 26	at Syracuse.....	L	14-29
N 2	at Delaware.....	L	10-17
N 9	Pittsburgh.....	L	17-21
N 16	at West Virginia.....	L	10-23

1986 (0-11) %

S 6	at (6) Penn State.....	L	15-45
S 13	at Western Michigan.....	%W	49-17
S 20	Florida A&M.....	%W	38-17
S 27	at Brigham Young.....	L	17-27
O 4	at Pittsburgh.....	%W	19-13
O 11	ECU.....	%W	45-28
O 18	at Virginia Tech (N).....	%W	29-13
O 25	Syracuse.....	L	24-27
N 8	Boston College.....	L	29-38
N 15	at (11) Alabama.....	L	14-24
N 22	at Rutgers.....	%W	29-22

% Temple forfeited due to use of ineligible player (N) - Norfolk, VA

1987 (3-8)

S 5	at Toledo.....	W	13-12
S 12	at Boston College.....	L	7-28
S 19	at (16) Pittsburgh.....	W	24-21
S 24	Akron.....	W	23-3
O 3	at (14) Penn State.....	L	13-27
O 10	Tulsa.....	L	17-24
O 17	at (14) Florida.....	L	3-34
O 31	at Army.....	L	7-17
N 7	at ECU.....	L	26-31
N 14	Houston.....	%L	7-37
N 21	Rutgers.....	L	14-17

% Houston forfeited due to use of ineligible player

1988 (4-7)

S 3	at Syracuse.....	L	21-31
S 10	(14) Alabama.....	L	0-37
S 17	at Navy.....	W	12-7
O 1	Penn State.....	L	9-45
O 15	at Pittsburgh.....	L	7-42
O 22	at California.....	L	14-31
O 29	at Rutgers.....	W	35-30
N 5	ECU.....	L	17-34
N 12	at Akron.....	W	37-17
N 19	at Tulsa.....	L	10-15
N 26	Boston College.....	W	45-28

* - Conference games
() - CFP/AP rankings
HC - Homecoming

With a new, pass-oriented offense, the 1999 team posted a 2-9 record and finished tied for sixth in the Big East. The Owls struggled early with a schedule that allowed only two home dates in the first seven games and ranked 13th in difficulty. A come-from-behind, 17-14, homecoming win against then undefeated Boston College and a 56-28 offensive explosion over Rutgers were the highlights. Devin Scott completed 36 of 45 passes versus Rutgers to set both school and Big East records for completions in a game. Defensively, true freshman Dan Klecko earned All-America honors from various publications while linebackers Taylor Suman and LeVar Talley ranked second and fifth, respectively, in the conference in tackles.

The 2000 season began with much anticipation. With its new state-of-the-art practice facility under construction, Temple began the campaign with a 3-1 mark, its best start in 10 years. For the first time in a long time, the Owls had something to play for in November. Unfortunately, Temple lost many tight contests and could muster only one conference victory. Although the goal of a bowl game was not reached, the Owls finished with a 4-7 mark, the program's best since 1990. Sophomore running back Tanardo Sharps became the first Owl since 1987 to rush for over 1,000 yards, accumulating 1,038.

In 2001, Temple battled through a tough schedule en route to its second straight 4-7 record and a 2-5 Big East mark to finish in sixth place. All seven of the Owls' losses were to teams that ended their respective seasons bowl eligible, with a combined .750 (63-21) winning percentage. The strength of the 2001 squad was on defense, where Temple limited opponents to 312.64 yards per game to finish 19th nationally in total defense. The Owls concluded the season with two consecutive wins, including a 17-14 win in Morgantown, W.V., to break a 10-game drought against the Mountaineers. Juniors Dan Klecko and Sean Dillard earned first and second team All-Big East honors, respectively. Klecko was a unanimous choice, becoming Temple's first unanimous

All-Big East honoree since the school joined the league as a charter member in 1991.

The 2002 Temple football team was composed entirely of players recruited during Wallace's tenure at Temple University. The Owls concluded the campaign with a 4-8 record, including a 2-5 mark in Big East play to finish tied for sixth place. Seven of Temple's eight losses were against opponents that concluded their respective seasons by playing in bowl games.

Once again, the defense paved the way, leading the Big East and placing 15th nationally in run defense, allowing just 108.3 yards on the ground per game. Temple also made its mark in total defense, placing 18th among all Division I programs by allowing just 315.67 yards per contest. Defensive tackle Dan Klecko was a major cog in TU's defensive machine and capped his senior campaign by being named the Big East Conference Defensive Player of the Year and an AP Second Team All-American.

Tanardo Sharps gained 1,267 yards on the ground to conclude his career ranked second to Paul Palmer in virtually every Temple rushing category while Sean Dillard exited Owl Country as the team's all-time reception leader.

Despite one victory, there were many positives to the 2003 campaign under Wallace. First and foremost was the University's agreement with the Philadelphia Eagles for Temple to play its home games at Lincoln Financial Field. It marked the first time since 1991 the Owls played all their home games at the same site. Temple's first five games at the venue drew an average 24,147 fans, a 21 percent increase from the prior season's average.




ALL-TIME RESULTS/HISTORY



1989-92

Jerry Berndt

11-33 Overall



1989 (1-10)

S 2	at Western Michigan.....	L	24-31
S 9	(14) Syracuse.....	L	3-43
S 16	at Penn State.....	L	3-42
S 23	at Virginia Tech.....	L	0-23
S 30	at (14) Houston.....	L	7-65
O 7	(8) Pittsburgh [HC].....	L	3-27
O 14	at Boston College.....	L	14-35
O 28	Northern Illinois.....	L	17-20
N 4	at Georgia.....	L	10-37
N 11	at ECU.....	L	24-31
N 18	Rutgers.....	W	36-33

1990 (7-4)

S 1	at Wyoming.....	L	23-38
S 8	at Syracuse.....	L	9-19
S 15	Austin Peay.....	W	28-0
S 22	at Wisconsin.....	W	24-18
O 6	at Penn State.....	L	10-48
O 20	Virginia Tech.....	W	31-28
O 27	ECU [HC].....	W	30-27
N 3	at (11) Tennessee.....	L	20-41
N 10	at Pittsburgh.....	W	28-18
N 17	Rutgers.....	W	29-22
N 24	at Boston College.....	W	29-10

1991 (2-9, 0-5 Big East)

S 7	at (20) Alabama.....	L	3-41
S 14	* at (24) Pittsburgh.....	L	7-26
S 21	at (8) Clemson.....	L	7-37
S 28	Howard.....	W	40-0
O 5	(12) Penn State.....	L	7-24
O 12	* at West Virginia.....	L	9-10
O 19	Navy [HC].....	W	21-14
N 2	* at (18) Syracuse.....	L	6-27
N 9	* Boston College.....	L	13-33
N 16	* at Rutgers.....	L	0-41
N 23	Akron.....	L	32-37

1992 (1-10, 0-6 Big East)


S 5	Boston Univ. (HS).....	W	35-0
S 12	at (10) Penn State.....	L	8-49
S 19	* Virginia Tech.....	L	7-26
S 26	at Kansas State.....	L	14-35
O 3	at Washington State.....	L	10-51
O 17	* Pittsburgh [HC].....	L	20-27
O 24	* (12) Syracuse.....	L	7-38
O 31	* at (11) Boston College.....	L	6-45
N 7	at Akron.....	L	15-29
N 14	* at (1) Miami (FL).....	L	0-48
N 21	* Rutgers.....	L	10-35

(HS) - Hershey Stadium

1993-97

Ron Dickerson

8-47 Overall



1993 (1-10, 0-7 Big East)

S 9	at Eastern Michigan.....	W	31-28
S 18	(21) California.....	L	0-58
S 25	* at Boston College.....	L	14-66
O 2	* at Rutgers.....	L	0-62
O 9	Army [HC].....	L	21-56
O 16	* at (25) Virginia Tech.....	L	7-55
O 23	Akron.....	L	7-31
O 30	* at (4) Miami (FL).....	L	7-42
N 6	* at Syracuse.....	L	3-52
N 13	* (9) West Virginia.....	L	7-49
N 20	* Pittsburgh.....	L	18-28

1994 (2-9, 0-7 Big East)

S 3	at Akron.....	W	32-7
S 17	ECU.....	L	14-31
S 24	at Army.....	W	23-20
O 1	(4) Penn State (FF).....	L	21-48
O 8	* at (20) Virginia Tech.....	L	12-41
O 15	* at (24) Boston College.....	L	28-45
O 22	* (16) Syracuse [HC].....	L	42-49
O 29	* at Pittsburgh.....	L	19-45
N 5	* at Rutgers.....	L	21-38
N 12	* West Virginia.....	L	17-55
N 19	* (5) Miami (FL).....	L	14-38

(FF) - Franklin Field

1995 (1-10, 1-6 Big East)

S 2	at Kansas State.....	L	7-34
S 9	* at West Virginia.....	L	13-24
S 16	at (7) Penn State.....	L	14-66
S 30	Bowling Green.....	L	31-37
O 7	* at Syracuse.....	L	14-31
O 14	* Pittsburgh [HC].....	W	29-27
O 21	at ECU.....	L	22-32
O 28	* at Miami (FL).....	L	12-36
N 4	* Boston College.....	L	9-10
N 11	* (21) Virginia Tech (RFK).....	L	16-38
N 18	* Rutgers.....	L	20-23

(FF) - Franklin Field
(RFK) - RFK Stadium, Washington, DC

1996 (1-10, 0-7 Big East)

A 31	at Eastern Michigan.....	W	28-24
S 7	Washington State (FF).....	L	34-38
S 14	at Bowling Green.....	L	16-20
S 21	(5) Penn State (GS).....	L	0-41
O 5	* at Pittsburgh.....	L	52-53
O 12	* at Virginia Tech.....	L	0-38
O 19	* (15) West Virginia [HC].....	L	10-30
O 26	* at Rutgers.....	L	17-28
N 2	* (22) Miami (FL).....	L	26-57
N 16	* at Boston College.....	L	20-21
N 23	* (16) Syracuse.....	L	15-36

(FF) - Franklin Field
(GS) - Giants Stadium

1997 (3-8, 3-4 Big East)

A 28	at Western Michigan.....	L	14-34
S 6	* Boston College.....	W	28-21
S 13	at (1) Penn State.....	L	10-52
S 20	* (18) Virginia Tech [HC].....	L	13-23
S 27	Maryland (FF).....	L	21-24
O 4	* Pittsburgh.....	W	17-13
O 18	* at Syracuse.....	L	7-60
O 25	* at Miami (FL).....	L	15-47
N 1	* Rutgers.....	W	49-7
N 8	at Navy.....	L	17-49
N 15	* at West Virginia.....	L	21-41

(FF) - Franklin Field

* - Conference games
() - CFP/AP rankings
HC - Homecoming

TEMPLE FOOTBALL @temple_fb

After battling through a school-record three overtime defeats in the early season, the Owls concluded the year with three, hard-fought losses to nationally-ranked opponents. Highlighting the final trio of games was the performance of sophomore quarterback Walter Washington, who averaged 315 yards of total offense and was responsible for eight touchdowns.

Along the way, Washington tied the school record for rushing scores with four at West Virginia and also set the Big East mark for total plays with 69 against the Mountaineers. He also became the first Temple signal caller to rush for over 100 yards in a game, eclipsing the mark versus Virginia Tech and at WVU.

Among the postseason honors to come to North Broad Street was a Second Team All-America citation for sophomore linebacker Rian Wallace from CollegeFootballNews.com. The Pottstown, Pa., native had the sixth-best single-season tackle output in Temple history, posting 148 tackles (97 solo) while also registering 19.5 TFLs.

Wallace was also a Second Team All-Big East honoree and was joined by senior wide receiver Zamir Cobb, who was a first team selection. Cobb, the Owls' all-time reception leader with 165 career catches, set the school's single-season reception mark with 74 catches for 866 yards and five TDs in 2003.

Temple concluded its 2004 campaign with a 2-9 mark, including a 1-5 league record in its final season as a member of the Big East Conference. Final NCAA rankings rated the Owls' schedule the 16th toughest in major football (60-43, .583). Six of 11 opponents were nationally-ranked at some point during the season and 10 were at least in the "receiving votes" category. Eight opponents concluded their 2004 campaigns by playing in bowl games.

Despite a multitude of adversity, Temple gave its fans reason to cheer. Many of those cheers were in response to performances turned-in by QB Walter Washington. The junior was the top scorer among Division I-A QBs with an 8.36 scoring average and led the nation in rushing TDs by a signal-caller during the regular season with 15, setting the Big East record for a QB and tying the Temple mark for total scores in a season.

Washington led the Big East with a 281.5 total yards-per-game average (3,096 total), to become Temple's first 3,000-yard player. He set a Big East and Temple record for yards rushing by a QB in a season with 889 net yards (1,104 total) and was responsible for the Owls' final 16 TDs, while accounting for 25 of 29 (86%) overall. Washington led the Big East and ranked 11th nationally in total offense (281.5), 22nd in point responsibility (13.82) and 21st in scoring. He set the Big East and Temple record for total plays with 554.

Washington, the Big East 2004 Player of the Year by CollegeFootballNews.com, was named to the All-Big East Second Team in a vote by the league's head coaches. He was joined on the all-conference squad by fellow juniors Rian "Goo" Wallace and Mike Mendenhall, who earned first and second team honors, respectively. After the season, Washington and Wallace both decided to forgo their senior seasons and enter the 2005 NFL Draft.

A Difficult Independence

Temple faced the 11th most difficult schedule in Division I-A in 2005, according to the NCAA statistical rankings, and was winless for the first time since 1959 (0-9) with a 0-11 record. It marked the final season at the helm for head coach Bobby Wallace, who concluded his eight-year Temple tenure with a 19-71 overall mark. The Owls played as a I-A independent.



ALL-TIME RESULTS/HISTORY



1998-2005

Bobby Wallace



19-71 Overall

1998 (2-9, 2-5 Big East)

S 5	at Toledo.....	L	12-24
S 12	Akron (FF).....	L	28-35
S 19 *	at Boston College.....	L	7-31
S 26	at Maryland.....	L	20-30
O 3	William & Mary.....	L	38-45
O 10 *	(16) West Virginia [HC].....	L	7-37
O 17 *	at (14) Virginia Tech.....	W	28-24
O 31 *	at Rutgers.....	L	10-21
N 7 *	at Pittsburgh.....	W	34-33
N 14 *	(24) Miami (FL).....	L	7-42
N 21 *	(24) Syracuse.....	L	7-38
	(FF) - Franklin Field		

1999 (2-9, 2-5 Big East)

S 5	Maryland (FF).....	L	0-6
S 11	at (17) Kansas State.....	L	0-40
S 18	at Akron.....	L	15-25
S 25	at (21) Marshall.....	L	0-34
O 2 *	at Pittsburgh.....	L	24-55
O 9 *	Boston College [HC].....	W	24-14
O 23 *	at West Virginia.....	L	17-20
O 30 *	Rutgers.....	W	56-28
N 6 *	at Syracuse.....	L	10-27
N 20 *	(2) Virginia Tech.....	L	7-62
D 4 *	at (23) Miami (FL).....	L	0-55
	(FF) - Franklin Field		

2000 (4-7, 1-6 Big East)

S 2	at Navy.....	W	17-6
S 9	at Maryland.....	L	10-17
S 16	Bowling Green (FF).....	W	31-14
S 23	Eastern Michigan (FF).....	W	49-40
S 28 *	West Virginia (FF).....	L	24-29
O 7 *	at Virginia Tech.....	L	13-35
O 14 *	at Rutgers.....	W	48-14
O 21 *	(4) Miami (FL) [HC].....	L	17-45
N 4 *	at Boston College.....	L	3-31
N 11 *	Syracuse.....	L	12-31
N 18 *	Pittsburgh.....	L	0-7
	(FF) - Franklin Field		

2001 (4-7, 2-5 Big East)

A 30	Navy (FF).....	W	45-26
S 8	Toledo (FF).....	L	7-33
S 22	at Bowling Green.....	L	23-42
O 6 *	at Boston College.....	L	10-33
O 13 *	Rutgers [HC].....	W	30-5
O 20 *	at Syracuse.....	L	3-45
O 27 *	Pittsburgh.....	L	7-33
N 3 *	at (1) Miami (FL).....	L	0-38
N 10 *	Virginia Tech.....	L	0-35
N 17 *	at West Virginia.....	W	17-14
N 24	UConn (FF).....	W	56-7
	(FF) - Franklin Field		

2002 (4-8, 2-5 Big East)

A 29	Richmond (FF).....	W	34-7
S 5	Oregon State (FF).....	L	3-35
S 14 *	(1) Miami (FL) (FF).....	L	21-44
S 21	at South Carolina.....	L	21-42
S 28	Cincinnati (FF).....	L	22-35
O 12 *	Syracuse [HC].....	W	17-16
O 19	at UConn.....	W	38-24
O 26 *	at (3) Virginia Tech.....	L	10-20
N 2 *	West Virginia.....	L	20-46
N 9 *	at Pittsburgh.....	L	22-29
N 16 *	at Rutgers.....	W	20-17
N 23 *	Boston College.....	L	14-36
	(FF) - Franklin Field		

2003 (1-11, 0-7 Big East)

(All home games at Lincoln Financial Field unless otherwise noted)

A 30	at Penn State.....	L	10-23
S 6	Villanova.....	L (2ot)	20-23
S 20	at Cincinnati.....	L (3ot)	24-30
S 27	at Louisville.....	L	12-21
O 4	at Middle Tennessee State.....	W	44-36
O 11 *	Boston College [HC].....	L	13-38
O 18 *	at (2) Miami (FL).....	L	14-52
O 25 *	Rutgers.....	L	14-30
N 8 *	at Syracuse.....	L	17-41
N 15 *	(12) Virginia Tech.....	L (ot)	23-24
N 22 *	(21) Pittsburgh.....	L	16-30
N 29 *	at (24) West Virginia.....	L	28-45

* - Conference games
() - CFP/AP rankings
HC - Homecoming

2004 (2-9, 1-5 Big East)

S 4	(16) Virginia.....	L	14-44
S 11	at (21) Maryland.....	L	22-45
S 18	Florida A&M.....	W	38-7
S 25	at Toledo.....	L	17-45
O 2	Bowling Green.....	L	16-70
O 9 *	Pittsburgh [HC].....	L	22-27
O 16 *	at Rutgers.....	L	6-16
O 23 *	at UConn.....	L	31-45
N 6 *	at (12) West Virginia.....	L	21-42
N 13 *	Syracuse.....	W	34-24
N 20 *	(19) Boston College.....	L	17-34

2005 (0-11)

S 1	at (20) Arizona State.....	L	16-63
S 10	at Wisconsin.....	L	0-65
S 17	Toledo.....	L	17-42
S 24	Western Michigan.....	L	16-19
O 1	at Bowling Green.....	L	7-70
O 8	Maryland.....	L	7-38
O 15	(7) Miami (FL) [HC].....	L	3-34
O 22	at Clemson.....	L	7-37
O 29	Miami (OH).....	L	14-41
N 5	at Virginia.....	L	3-51
N 19	at Navy.....	L	17-38

2006-10

Al Golden

27-34 Overall



2006 (1-11)

A 31	at Buffalo.....	L	(ot) 3-9
S 9	(13) Louisville.....	L	0-62
S 16	at Minnesota.....	L	0-62
S 23	at Western Michigan.....	L	7-41
S 30	at Vanderbilt.....	L	14-43
O 7	Kent State.....	L	17-28
O 12	(12) Clemson (BA).....	L	9-63
O 21	at Northern Illinois.....	L	21-43
O 28	Bowling Green [HC].....	W	28-14
N 4	Central Michigan.....	L	26-42
N 11	at Penn State.....	L	0-47
N 18	at Navy.....	L	6-42
	(BA) - Bank of America Stadium, Charlotte, NC		

Prior to the start of the season, the Owls' schedule was recognized for its degree of difficulty on a national scale in the pages of Sports Illustrated. A four-page spread penned by Franz Lidz deemed the docket as "arguably the most brutal in the country." Unfortunately for the Cherry & White faithful, the proclamation held true. The combined record of Temple's 11 opponents was 83-46 and seven played in postseason bowls, with six earning victories. Ten opponents concluded their regular season bowl eligible. The only Temple foe to post a losing record was ACC member Maryland at 5-6.

The Golden Years

Temple named Al Golden the 24th head coach in the history of the program on December 6, 2005. A Colts Neck, N.J., native and Penn State gridiron alumnus, Golden arrived on North Broad Street after having spent the previous five seasons as defensive coordinator at Virginia. At age 37, he entered his first season on the Cherry & White sideline as the fourth-youngest head coach in Division I-A football.

The 2006 season was difficult but beneficial. The team played the most true freshmen in the nation, with 22 taking the field. In total, 39 players saw their first major college football action, including 27 freshmen overall. These rookies did so against an ambitious schedule that ranked as the third toughest in the nation, with eight foes earning bowl invitations.

The first win of the Golden Era happened on Saturday, October 28 against Bowling Green at Lincoln Financial Field. The 28-14 victory earned Temple runner-up for Tostitos Fiesta Bowl National Team of the Week honors behind Oregon State. The Owls snapped a 20-game game losing streak with a gutsy performance highlighted by a multitude of big plays.

The Mid-American Conference

In his second season in 2007, Golden once again played the nation's most freshmen while guiding the Owls to four wins on the season, all in conference play, during their inaugural season of Mid-American Conference play. Temple won four games, the most wins since the 2002 season and equal to the wins from the prior four seasons combined. The four league wins were the most for Temple in 40 years. The Owls finished the 2007 campaign at 4-8 overall and 4-4 in MAC play.

Led by All-MAC honorees Andre Neblett and Dominique Harris, the Temple defense ranked atop the MAC in five statistical categories, including total defense, and finished ranked No. 1 nationally in red zone defense.

In 2008, Golden led the Owls to their most wins in nearly two decades, finishing at 5-7 overall and 4-4 in the MAC to tie for second in the East Division. Temple out-scored its opponents for the season for the first time since 1990 and was so close to eight wins, falling in three games on the very last play.

The Owls led the nation in kickoff returns as a team, and senior All-MAC KOR Travis Shelton was the national leader individually.



ALL-TIME RESULTS/HISTORY



2007 (4-8, 4-4 MAC)

A 31	Navy.....	L	19-30
S 8 *	Buffalo.....	L	7-42
S 15	at UConn.....	L	17-22
S 22 *	at Bowling Green.....	L	35-48
S 29	at Army.....	L	21-37
O 6 *	Northern Illinois [HC].....	W	16-15
O 13 *	at Akron.....	W	24-20
O 20 *	Miami (OH).....	W	24-17
N 2 *	at Ohio.....	L	7-23
N 10	(25) Penn State.....	L	0-31
N 17 *	Kent State.....	W	24-14
N 24 *	at Western Michigan.....	L	3-16

2008 (5-7, 4-4 MAC)

A 29	at Army.....	W	35-7
S 6	UConn.....	L	(ot) 9-12
S 13 *	at Buffalo.....	L	28-30
S 20	at (16) Penn State.....	L	3-45
S 27 *	Western Michigan [HC].....	L	3-7
O 4 *	at Miami (OH).....	W	28-10
O 10 *	at Central Michigan.....	L	14-24
O 21 *	Ohio.....	W	14-10
N 1	at Navy.....	L	(ot) 27-33
N 12 *	at Kent State.....	L	38-41
N 22 *	Eastern Michigan.....	W	55-52
N 28 *	Akron.....	W	27-6

2009 (9-4, 7-1 MAC Co-East Champions)

S 3	Villanova.....	L	24-27
S 19	at (5) Penn State.....	L	6-31
S 26 *	Buffalo.....	W	37-13
O 3 *	at Eastern Michigan.....	W	24-12
O 10 *	Ball State.....	W	24-19
O 17	Army [HC].....	W	27-13
O 24 *	at Toledo.....	W	40-24
O 31	at Navy.....	W	27-24
N 5 *	Miami (OH).....	W	34-32
N 13 *	at Akron.....	W	56-17
N 21 *	Kent State.....	W	47-13
N 27 *	at Ohio.....	L	17-35

2009 EagleBank Bowl

D 29	UCLA.....	L	21-30
------	-----------	---	-------

* - Conference games
() - CFP/AP rankings
HC - Homecoming

2010 (8-4, 5-3 MAC)

S 3	Villanova.....	W	31-24
S 9 *	Central Michigan.....	W	(ot) 13-10
S 18	UConn.....	W	30-16
S 25	at (23) Penn State.....	L	13-22
O 2	at Army.....	W	42-35
O 9 *	at Northern Illinois.....	L	17-31
O 16 *	Bowling Green [HC].....	W	28-27
O 23 *	at Buffalo.....	W	42-0
O 30 *	Akron.....	W	30-0
N 6 *	at Kent State.....	W	28-10
N 16 *	Ohio.....	L	23-31
N 23 *	at Miami (OH).....	L	3-23

2011-12

Steve Addazio



13-11 Overall

2011 (9-4, 5-3 MAC)

S 1	Villanova.....	W	42-7
S 10 *	at Akron.....	W	41-3
S 17	Penn State.....	L	10-14
S 24	at Maryland.....	W	38-7
O 1 *	Toledo.....	L	13-36
O 8 *	at Ball State.....	W	42-0
O 15 *	Buffalo [HC].....	W	34-0
O 22 *	at Bowling Green.....	L	10-13
N 2 *	at Ohio.....	L	31-35
N 9 *	Miami (OH).....	W	24-21
N 19	Army.....	W	42-14
N 25 *	Kent State.....	W	34-16

2011 Gildan New Mexico Bowl

D 17	Wyoming.....	W	37-15
------	--------------	---	-------

2012 (4-7, 2-5 Big East)

A 31	Villanova.....	W	41-10
S 8	Maryland.....	L	27-36
S 22	at Penn State.....	L	13-24
O 6 *	USF [HC].....	W	37-28
O 13 *	at UConn.....	W	(ot) 17-14
O 20 *	(19) Rutgers.....	L	10-35
O 27 *	at Pittsburgh.....	L	17-47
N 3 *	at (12) Louisville.....	L	17-45
N 10 *	Cincinnati.....	L	10-34
N 17	at Army.....	W	63-32
N 23 *	Syracuse.....	L	20-38

2013-16

Matt Rhule



28-23 Overall

2013 (2-10, 1-7 American Athletic)

A 31	at (14) Notre Dame.....	%L	6-28
S 7 *	Houston.....	L	13-22
S 14	Fordham.....	L	29-30
S 28	at Idaho.....	L	24-26
O 5 *	(7) Louisville.....	L	7-30
O 11 *	at Cincinnati.....	L	20-38
O 19	Army [HC].....	W	33-14
O 26 *	at SMU.....	L	49-59
N 2 *	at Rutgers.....	L	20-23
N 16 *	(15) UCF.....	L	36-39
N 23 *	UConn.....	L	21-28
N 30 *	at Memphis.....	W	41-21

% Notre Dame forfeited due to use of ineligible players

2014 (6-6, 4-4 American Athletic)

A 28	at Vanderbilt.....	W	37-7
S 6	Navy.....	L	24-31
S 20	Delaware State.....	W	59-0
S 27 *	at UConn.....	W	36-10
O 11 *	Tulsa [HC].....	W	35-24
O 17 *	at Houston.....	L	10-31
O 25 *	at UCF.....	L	14-34
N 1 *	(21) ECU.....	W	20-10
N 7 *	Memphis.....	L	13-16
N 15	at Penn State.....	L	13-30
N 29 *	Cincinnati.....	L	6-14
D 6 *	at Tulane.....	W	10-3

2015 (10-4, 7-1 American Athletic)

S 5	Penn State.....	W	27-10
S 12 *	at Cincinnati.....	W	34-26
S 19	at UMass (GS).....	W	25-23
O 2	at Charlotte.....	W	37-3
O 10 *	Tulane [HC].....	W	49-10
O 17 *	UCF.....	W	30-16
O 22 *	at ECU.....	W	24-14
O 31	(9) Notre Dame.....	L	20-24
N 6 *	at SMU.....	W	60-40
N 14 *	at USF.....	L	23-44
N 21 *	(21) Memphis.....	W	31-12
N 28 *	UConn.....	W	27-3

American Athletic Conference Championship

D 5 *	(19) at Houston.....	L	13-24
-------	----------------------	---	-------

2015 Marmot Boca Raton Bowl

D 22	Toledo.....	L	17-32
------	-------------	---	-------

(GS) - Gillette Stadium, Foxboro, MA

Under the direction of fourth-year head coach Al Golden, Temple recorded one of the best seasons in school history in 2009. The Owls finished 9-4 overall while tying for first place in the Mid-American Conference East Division at 7-1. TU advanced to the 2009 EagleBank Bowl against UCLA.

TU made school history with nine consecutive wins in a single season. Recording its first winning season since 1990 and becoming bowl eligible for the first time since 1990, Temple made its third bowl appearance in school history and first in 30 years.

The 2009 squad, featuring Golden's first recruiting class as seniors, set the school record for rushing touchdowns in a season with 29, surpassing 26 rushing TDs by the 1973 and 1979 teams. In all, Temple re-wrote 18 school season records and 11 game records in 2009.

Rookie RB Bernard Pierce earned several All-America honors during his freshman campaign, including CollegeFootballNews.com Honorable Mention All-American and College FootballNews.com Freshman All-American.

The Owls swept the Mid-American Conference honors as well. Pierce was named the Freshman of the Year, sophomore DE Adrian Robinson was named the Defensive Player of the Year, and head coach Al Golden was named the Coach of the Year. A school record 15 Temple football players were named All-MAC, including a school record eight first-team honorees.

In his fifth and final season with the Owls, Al Golden guided Temple to an 8-4 overall record and 5-3 in the MAC in 2010. Recording its first back-to-back winning seasons since 1978-79, Temple became bowl eligible for the second consecutive year for the first time in program history. However, despite a winning record, the Owls did not

receive an at-large bowl invitation.

The Owls' 10-game home win streak at Lincoln Financial Field was the longest since the stadium opened in 2003 and tied the longest home win streak in school history of 10 games from the 1972-74 seasons at Temple and Veterans Stadiums.

For the second consecutive year, a school record eight Temple Owls earned first-team All-Mid-American Conference honors.

Following the season, Golden was named the head coach at the University of Miami.



f TEMPLE FOOTBALL @temple_fb



ALL-TIME RESULTS/HISTORY



2016 (10-4, 7-1 American Athletic)

S 2	Army	L	13-28
S 10	Stony Brook	W	38-0
S 17	at Penn State	L	27-34
S 24	Charlotte [HC]	W	48-20
O 1 *	SMU	W	45-20
O 6 *	at Memphis	L	27-34
O 15 *	at UCF	W	26-25
O 21 *	USF	W	46-30
O 29 *	Cincinnati	W	34-13
N 4 *	at UConn	W	21-0
N 19 *	at Tulane	W	31-0
N 26 *	ECU	W	37-10

American Athletic Conference Championship

D 3 *	(19) at Navy	W	34-10
-------	--------------	---	-------

2016 Military Bowl presented by Northrup Grumman

D 27	Wake Forest [^]	L	26-34
------	--------------------------	---	-------

[^] - Bowl game coached by interim head coach Ed Foley

2018 (8-4, 7-1 American Athletic)

S 1	Villanova	L	17-19
S 8	Buffalo	L	29-36
S 15	at Maryland	W	35-14
S 20 *	Tulsa	W	31-17
S 29	at Boston College	L	35-45
O 6 *	ECU	W	49-6
O 13 *	at Navy	W	24-17
O 20 *	(20) Cincinnati [HC]	W	(ot) 24-17
N 1 *	(9) UCF	L	40-52
N 10 *	at Houston	W	59-49
N 17 *	USF	W	27-17
N 24 *	at UConn	W	57-7

2018 Independence Bowl

D 27	Duke	L	27-56
------	------	---	-------

[^] - Bowl game coached by interim head coach Ed Foley

2020 (1-6, 1-6 American Athletic)

O 10 *	at Navy	L	29-31
O 17 *	USF [HC]	W	39-37
O 24 *	at Memphis	L	29-41
O 31 *	at Tulane	L	3-38
N 7 *	(18) SMU	L	23-47
N 14 *	at UCF	L	13-38
N 21 *	ECU	L	3-28

2021 (3-9, 1-7 American Athletic)

S 4	at Rutgers	L	14-61
S 11	at Akron	W	45-24
S 18	Boston College	L	3-28
S 25	Wagner	W	41-7
O 2 *	Memphis [HC]	W	34-31
O 8 *	at (5) Cincinnati	L	3-52
O 23 *	at USF	L	14-34
O 30 *	UCF	L	7-49
N 6 *	at East Carolina	L	3-45
N 13 *	Houston	L	8-37
N 20 *	at Tulsa	L	10-44
N 27 *	Navy	L	14-38

2017-18

Geoff Collins

15-10 Overall



2017 (7-6, 4-4 American Athletic)

S 2	at Notre Dame	L	16-49
S 9	Villanova	W	16-13
S 15	UMass	W	29-21
S 21 *	at (21) USF	L	7-43
S 30 *	Houston	L	13-20
O 7 *	at ECU	W	34-10
O 14 *	UConn [HC]	L	24-28
O 21	at Army	L	(ot) 28-31
N 2 *	Navy	W	34-26
N 10 *	at Cincinnati	W	35-24
N 18 *	(15) UCF	L	19-45
N 25 *	at Tulsa	W	43-22

2017 Bad Boy Mowers Gasparilla Bowl

D 21	Florida International	W	28-3
------	-----------------------	---	------

2019-21

Rod Carey

12-20 Overall



2019 (8-5, 5-3 American Athletic)

A 31	Bucknell	W	56-12
S 14	(21) Maryland	W	20-17
S 21	at Buffalo	L	22-38
S 28	Georgia Tech	W	24-2
O 3 *	at ECU	W	27-17
O 12 *	(23) Memphis [HC]	W	30-28
O 19 *	(19) at SMU	L	21-45
O 26 *	UCF	L	21-63
N 7 *	at USF	W	17-7
N 16 *	Tulane	W	29-21
N 23 *	at (19) Cincinnati	L	13-15
N 30 *	UConn	W	49-17

2019 Military Bowl presented by Northrup Grumman

D 27	Wake Forest	L	13-55
------	-------------	---	-------

* - Conference games

() - CFP/AP rankings

HC - Homecoming

2022

Stan Drayton

3-9 Overall



2022 (3-9, 1-7 American Athletic)

S 2	at Duke	L	0-30
S 10	Lafayette	W	30-14
S 17	Rutgers [HC]	L	14-16
S 24	UMass	W	28-0
O 1 *	at Memphis	L	3-24
O 13 *	at UCF	L	13-70
O 21 *	Tulsa	L	16-27
O 29 *	at Navy	L	(ot) 20-27
N 5 *	South Florida	W	54-28
N 12 *	at Houston	L	36-43
N 19 *	(22) Cincinnati	L	3-23
N 26 *	East Carolina	L	46-49

The Addazio Era

On December 23, 2010, Steve Addazio was named Temple University's 25th head football coach.

In his first season in 2011, Addazio guided the Owls to an 9-4 overall record and a second-place finish in the Mid-American Conference East Division en route to their second bowl appearance in three years. Temple defeated Wyoming, 37-15, in the Gildan New Mexico Bowl.

The all-time winningest first-year coach in school history, Addazio mentored 10 All-MAC selections, including first-team honorees OL Pat Boyle, RB Bernard Pierce, DE Adrian Robinson, and TE Evan Rodriguez. The Owls' defense dominated the MAC, leading all teams in five categories while ranking No. 3 nationally in scoring defense.

Addazio's offense set the school records for rushing yards and rushing touchdowns in a season as well behind the explosive efforts of All-MAC honorees Pierce and Matt Brown. Pierce became Temple's all-time leader in rushing touchdowns (53), total touchdowns (54), and points scored (324).

Off the field, the Temple football players were recognized as the 2011 Most Valuable Players by the Philadelphia Affiliate of Susan G. Komen for the Cure for their community service efforts.

A Return to the Big East

On March 7, 2012, the Big East Conference announced that Temple would begin play in the league beginning with the 2012 football season.

In his second season in 2012, Addazio led Temple to a 4-7 overall record and 2-5 (tie for 6th) record in Big East play. The Owls returned to the Big East Conference after a seven-year absence and won back-to-back league games for a 2-0 start in Big East play, both for the first time in school history. True freshman LB Tyler Matakevich was named to the 2012 Football Writers Association of America Freshman All-America Team.

Six Temple Owls earned 2012 All-Big East honors, including senior Matt Brown who was named the Special Teams Player of the Year, and true freshman LB Tyler Matakevich who took home Rookie of the Year honors. Earning first team All-Conference honors were senior RB Montel Harris, Brown at return specialist, and senior Brandon McManus at punter. Second-team accolades went to senior OL Martin Wallace, McManus at placekicker, senior DL John Youboty, and Matakevich. A total of 31 Temple Owls were named to the 2012 Big East All-Academic Team.

The Owls made history in their final non-conference game. Senior RB Montel Harris had a career day, rushing for 351 yards and seven touchdowns — both Big East and school records — to lead the Owls to a 63-32 win at Army. The 63 points scored tied the Temple NCAA Division I-A record set back in 1973 in a win over Holy Cross. The Owls also established a new team record for rushing yards with 534, breaking the old mark set in 1977 against Drake (477 yards), just two yards shy of the Big East mark. The nine rushing touchdowns were a new Big East and school record.

Harris was not the only record-breaking Owl as senior PK Brandon McManus surpassed Bernard Pierce as the Owls' all-time scoring leader.

Following the season, Addazio was named the head coach at Boston College.

New Coach, New Conference, New Expectations

On December 17, 2012, Matt Rhule was named Temple University's 26th head football coach. No stranger to Temple after six seasons as an assistant under Golden and Adazio, Rhule returned to take the reins after eight months in the NFL coaching ranks.

In March 2013, the Big East formally announced a separation with its basketball schools. On September 6, 2013, when Temple hosted the University of Houston, the football schools began play under a new name, the American Athletic Conference.

The Rhule Era got off to a slow start getting out of the gates with a 0-6 record and finishing 2013 at 2-10. However, true freshman Phillip Walker took over at quarterback on October 11 at Cincinnati which started a streak of 47 straight starts for the Elizabeth, N.J. native who would go on to re-write the Temple record books.

Temple opened the 2014 season with a road win at Vanderbilt for its first win against an SEC opponent since 1938. Along the way Temple posted its largest margin of victory in nearly half a century beating Delaware State 59-0, but the season was highlighted by a 20-10 win against #21 ECU, the first Temple win over a ranked team in 16 seasons. A 6-6 overall record in 2014 left the Owls bowl eligible but out of the postseason.

The 2015 season was a record-setting year for Temple with many memorable moments along the way. Beginning with a 27-10 win over Penn State on opening day in front of a sellout crowd of 69,176 at Lincoln Financial Field. Three straight road victories (for the first time in 45 years) lifted the Owls to a 7-0 start and earned Temple a spot in the Top 25. That set the stage for one of the best moments in school history, an ABC nationally televised, primetime game against #9 Notre Dame that brought along ESPN's College Gameday to Philadelphia's Independence Mall. A nail-biting 24-20 loss to the Irish could not diminish that landmark moment. The Owls finished the regular season at 10-2, tying the 1979 team for the most wins in a season, and a berth in the American Athletic Conference's first-ever Championship Game. Temple fell at Houston, 24-13, and also lost to Toledo in the Marmot Boca Raton Bowl. While many Owls earned all-conference recognition, senior linebacker Tyler Matakevich, who finished with a school record 493 tackles including four seasons with 100+ stops, was named the nation's best defensive player earning both the Chuck Bednarik Award and Bronko Nagurski Trophy. Matakevich, defensive lineman Matt Ioannidis, and defensive back Tavon Young all were drafted into the NFL.

While 2016 ended with a similar 10-4 record, the season was much different from the 2015 version. Following a 3-3 start, the Owls turned a 7-0 record down the stretch, including back-to-back road game shutouts for the first time since 1925, into another Top 25 ranking and a spot in The American Championship Game. This time the results were different as Temple beat Navy in Annapolis, 34-10, for its first conference title since 1967 and its first-ever championship game victory. Quarterback Phillip Walker capped his record-setting career at Temple with the game's Most Outstanding Player Award. He became the first Temple quarterback to lead the Owls to multiple bowl games as Temple played in back-to-back bowl games for the first time ever. During

the season, Haason Reddick was among the nation's best defenders with 10.5 sacks and 22.5 tackles for loss. While he was under the radar most of the season, Reddick was rewarded by becoming the #13 overall selection in the NFL Draft going to the Arizona Cardinals. He became just the fourth Temple player selected in the NFL's first round. Offensive lineman Dion Dawkins (Buffalo) and defensive back Nate Hairston (Indianapolis) joined Reddick among the drafted but seven other 2016 seniors signed free agent contracts. The team's success didn't come without consequences as Matt Rhule took a job at Baylor. Temple hired former Florida defensive coordinator Geoff Collins to continue the rise of the Top 25, championship program.

Mayhem is Coming

Geoff Collins came to Philadelphia with the moniker "Minister of Mayhem" and showed Temple fans exactly why he earned that nickname. Never bashful, the Georgia native, who sharpened his coaching skills with nearly a decade as a defensive coordinator in the SEC, turned up the volume - literally and figuratively - of Temple's football program. With an added emphasis on social media graphics and videos, Temple's recruiting reach extended to new areas and resulted in the school's highest ranked and most diverse recruiting classes ever. Collins' first season on the sidelines resulted in a 7-6 record insuring that the 2017 senior class would become the winningest class in school history with a four-year total of 33 wins. After developing its offensive identity, the Owls won four of their final five games including a 28-3 manhandling of FIU in the Bad Boy Mowers Gasparilla Bowl.

Collins' 2018 squad was led by the winningest senior class in school history finishing their careers with 35 wins and four straight bowl appearances - the first Temple class to do that. That class produced three NFL Draft picks - CB Rock Ya-Sin, RB Ryquell Armstead and DT Michael Dogbe - and a handful of undrafted free agents. Armstead moved among the all-time leaders in rushing while fellow senior, Ventell Bryant re-wrote the school's record books with 173 receptions for 2,444 yards. He also caught at least one pass in all 48 games he played as an Owl.

By season's end, however, Collins left for his hometown team, Georgia Tech, and Ed Foley was once again the interim head coach of a bowl team. When Foley led the Owls in the Independence Bowl, he became the first to coach multiple Temple teams in a bowl game.

Seasons of Change

Director of athletics, Pat Kraft, was quick to replace Collins with Miami's defensive coordinator Manny Diaz. However 17 days later when the Miami head coaching job became vacant, Diaz returned to Miami. Kraft then led another head coaching search, this time landing NIU's Rod Carey.

Carey led the Owls to an 8-5 ledger and extended the school record to five straight bowl appearances when Temple went to the 2019 Military Bowl. Just as he was looking to put his imprint on the program though, a global pandemic hit creating chaos to all things, including college athletics. "We battled COVID and quite frankly, COVID won," said Carey following a disappointing 1-6 campaign in 2020. The Owls had all of their non-conference games canceled and Temple was the last FBS team to play a game - starting the season on October 10. Although Carey did his best to create a safe and healthy environment for his team, the Owls were short 215 players due to opt-outs, injuries and COVID protocols through the first seven games and were forced to cancel the season finale completely.

Prior to the 2020 season, Kraft left for Boston College and University President Richard Englert announced his retirement leading to a year-long search for a new president and director of athletics.

At the end of the 2021 season, Carey was relieved of his duties as head coach.

Changing of the Guard

Coming out of the pandemic, Temple was under new leadership on and off the gridiron. Dr. Jason Wingard was named University president in July 2021. A former D1 student-athlete, fortifying the athletic department was a major concern for him. He hired Arthur Johnson as vice president-director of athletics in November 2021. Johnson then tapped Stan Drayton to become Temple next head football coach. The two had worked together at the University of Texas.







TEAM & INDIVIDUAL RECORDS (1894-1970)



TEAM

Most Victories, Season.....	8	1931
Most Road Victories, Season.....	4	1970
Most Shutout Victories, Season.....	6	1927 and 1928
Most Losses, Season.....	9	1959
Fewest Losses, Season.....	0	two times; last, 1907
Least Victories, Season.....	0	six times; last, 1959
Most Points, Season.....	351	1927
Least Points, Season.....	0	1909
Most Points, Game.....	110	Temple 110-0 vs. Blue Ridge, 1927
Most Points Allowed, Game.....	96	Franklin & Marshall 96-0 vs. Temple, 1899
Highest Scoring Tie Game.....	26-26	Temple vs. Boston College, 1938
Most Points in a Quarter.....	51	(2nd quarter) vs. Blue Ridge, 1927
Most Points in a Loss.....	40	Temple 40-50 vs. Buffalo, 1968
Most Tie Games, Season.....	4	1937
Most Touchdowns, Game.....	17	vs. Blue Ridge, 1927
Most Passing Yards, Season.....	2,398	1968
Most Passes Attempted, Season.....	420	1968
Most Passes Completed, Season.....	199	1968
Most Passing Yards, Game.....	483	vs. Bucknell, 1966
Most Extra Points, Season.....	30	1966
Most Touchdowns, Season.....	55	1927
Fewest Touchdown Passes Allowed, Season.....	3	1961

INDIVIDUAL


Most Points, Career.....	218	Jim Callahan, 1966-68
Most Points, Season.....	86	Jim Callahan, 1968
Most Points, Game.....	30	Jim Callahan vs. Bucknell, 1966
Most Touchdowns, Career.....	36	Jim Callahan, 1966-68
Most Touchdowns, Season.....	14	Jim Callahan, 1968
Most Touchdowns, Game (receiving).....	5	Jim Callahan vs. Bucknell, 1966
Most Rushing Yards, Career.....	1,965	Andy Tomic, 1939-41
Most Rushing Yards, Season.....	994	Bill Bernardo, 1949
Most Rushing Yards, Game.....	176	Mike Busch at Bucknell, 1967
Most Carries, Game.....	38	Mike Busch at Bucknell, 1967
.....	John Small vs. William & Mary, 1969
Most Passing Yards, Career.....	3,756	John Waller, 1966-68
Most Passing Yards, Season.....	2,049	John Waller, 1968
Most Passing Yards, Game.....	440	John Waller vs. Buffalo, 1968
Most Passing Attempts, Career.....	594	John Waller, 1966-68
Most Passing Attempts, Season.....	367	John Waller, 1968
Most Passing Attempts, Game.....	62	John Waller vs. Buffalo, 1968
Most Completions, Career.....	290	John Waller, 1966-68
Most Completions, Season.....	174	John Waller, 1968
Most Completions, Game.....	35	John Waller vs. Buffalo, 1968
Most Touchdown Passes Thrown, Career.....	45	John Waller, 1966-68
Most Touchdown Passes Thrown, Season.....	21	John Waller, 1968
Most Touchdown Passes Thrown, Game.....	6	John Waller vs. Bucknell, 1966
Most Receptions, Career.....	105	Jim Callahan, 1966-68
Most Receptions, Season.....	57	Jim Callahan, 1968
Most Receptions, Game.....	14	Jerry Loviglio vs. Buffalo, 1968
Most Receiving Yards, Career.....	1,848	Jim Callahan, 1966-68
Most Receiving Yards, Season.....	786	Jim Callahan, 1968
Most Receiving Yards, Game.....	213	John Fonash at Lafayette, 1964
Most Touchdowns Receiving, Career.....	36	Jim Callahan, 1966-68
Most Touchdowns Receiving, Season.....	14	Jim Callahan, 1968
Most Touchdowns Receiving, Game.....	5	Jim Callahan vs. Bucknell, 1966
Total Offensive Yards, Career.....	4,532	Andy Tomic, 1939-41
Total Offensive Yards, Season.....	2,023	John Waller, 1968
Most Interceptions, Career.....	13	Larry Cardonick, 1952-54
Most Interceptions, Season.....	7	Larry Cardonick, 1952
Most Interceptions, Game.....	3	1952

MISCELLANEOUS


Longest Pass Play.....	90t	John Waller to Jim Callahan vs. Northeastern, 1968
.....	Tucker (Swede) Hanson vs. Albright, 1931
Longest Run from Scrimmage.....	82	Charles Lotson vs. Lafayette, 1959
Longest Interception Return.....	89t	Ed Pyne vs. Bowling Green, 1966
Longest Field Goal.....	48	Nick Mike-Mayer, 1970
Most Field Goals, Season.....	8	Ed Pyne, 1966
Most Extra Points, Season.....	28	Jim Powers vs. Michigan State, 1940
Longest Kickoff Return.....	105t	John Fonash vs. Rhode Island, 1965
Longest Punt Return.....	96t	John Kovacevich vs. Carnegie Tech, 1937
Longest Punt.....	73	



Temple Football 1940



John Waller and Jim Callahan



John Fonash

f TEMPLE FOOTBALL @temple_fb



TEAM RECORDS (1971-PRESENT)



RUSHING

Most Yards, Season	3,335	2011
Most Yards, Game	534	at Army, 2012
Most Attempts, Season	636	2011
Most Attempts, Game	70	at Holy Cross, 1973; vs. Boston University, 1973
Most Touchdowns, Season	38	2011
Most Touchdowns, Game	9	at Army, 2012
Fewest Yards, Season	644	2006
Fewest Yards, Game	36	vs. Pittsburgh, 2001; vs. Buffalo, 2007
Fewest Attempts, Season	271	1999
Fewest Attempts, Game	14	at South Florida, 2021
Fewest Touchdowns, Season	4	1999, 2006

PASSING

Most Yards, Season	3,324	2016
Most Yards, Game	527	vs. East Carolina, 2022
Most Attempts, Season	484	2022
Most Attempts, Game	63	at Memphis, 2020; East Carolina, 2022
Most Completions, Season	288	2022
Most Completions, Game	45	East Carolina, 2022
Most Touchdowns, Season	26	2019
Most Touchdowns, Game	6	vs. Eastern Michigan, 2008
Fewest Yards, Season	1,192	1991
Fewest Yards, Game	15	at Clemson, 1991
Fewest Attempts, Season	178	1998
Fewest Attempts, Game	4	at Army, 2012
Fewest Completions, Season	72	1998
Fewest Completions, Game	2	at Army, 2012
Fewest Touchdowns, Season	2	1989
Most Interceptions, Season	28	1992
Most Interceptions, Game	6	two times, last at Akron, 1992
Fewest Interceptions, Season	1	1977

TOTAL OFFENSE

Most Yards, Season	5,790	2016
Most Yards, Game	695	vs. Bucknell, 2019
Fewest Yards, Season	2,588	2006 (2,468 in 7 games, 2020)
Fewest Yards, Game	45	at Wisconsin, 2005
Most Plays, Season	967	2016
Most Plays, Game	98	at #9 UCF, 2018
Fewest Plays, Season	623	1971 (524 in 7 games in 2020)
Fewest Plays, Game	35	at South Florida, 2021

SCORING

Most Points, Season	454	2018
Fewest Points, Season	107	2005
Most Points, Game	63	(twice), at Army, 2012; at Holy Cross, 1973
Most Points, Half	49	vs. Delaware State, 2014
Most Points, Quarter	35	at Holy Cross, 1973
Most Touchdowns, Season	60	2018
Most Touchdowns, Game	9	at Army, 2012
Fewest Touchdowns, Season	13	2005

FIRST DOWNS

Most, Season	298	2016
Most, Game	35	at #9 UCF, 2018
Most Rushing, Season	161	1978
Most Rushing, Game	22	(twice), at Army, 2012; vs. Drake, 1977
Most Passing, Season	155	2022
Most Passing, Game	27	East Carolina, 2022
Fewest, Season	138	2006
Fewest, Game	2	at Penn State, 2006
Fewest Rushing, Season	44	2006
Fewest Rushing, Game	0	at Penn State, 2006; Memphis, 2022
Fewest Passing, Season	44	1991
Fewest Passing, Game	0	at Clemson, 1991; at Boston University, 1972

MISCELLANEOUS

Most Points Allowed, Season	517	1993
Most Points Allowed, Game	76	vs. Pittsburgh, 1977
Most Points Allowed, Half	57	at Wisconsin (1st), 2005
Most Points Allowed, Quarter	35	at Syracuse (2nd), 1993
Most Punts, Season	92	1999
Most Punts, Game	12	vs. Maryland, 1999
Fewest Punts, Season	37	1974
Fewest Punts, Game	0	twice; last at Houston, 2022
Most Punt Returns, Season	37	1973
Most Punt Returns, Game	9	vs. UConn, 2001
Most Punt Return Yards, Season	347	1984
Most Punt Return Yards, Game	134	vs. Delaware State, 2014
Fewest Punt Returns, Season	11	2005, 2006 (4 in 7 games, 2020)
Fewest Punt Returns, Game	0	69 times, last vs. East Carolina, 2022
Fewest Punt Return Yards, Season	35	2006 (25 in 7 games, 2020)
Fewest Punt Return Yards, Game	14	at Louisville, 1980
Most Kickoff Returns, Season	76	1993
Most Kickoff Return Yards, Season	1,430	1993
Most Kickoff Return Yards, Game	240	vs. Clemson, 2006
Fewest Kickoff Returns, Season	26	1973 (14 in 7 games, 2020)
Fewest Kickoff Return Yards, Season	413	1973 (249 in 7 games, 2020)

INDIVIDUAL GAME RECORDS

Games Played	59	William Kwenkeu (2016-21)
Consecutive Games Played	57	Isaac Moore (2018-22)
Consecutive Games as a Starter	47	Alex Derenthal [center] (2004-08); Phillip Walker [QB] (2013-16)
Total Offensive Plays	98	Jovahn Fair and Vincent Picozzi at #9 UCF (2018)
Touchdown Responsibility*	7	Adam DiMichele vs. Eastern Mich. (2008) [1 rush, 6 pass]

TOP 10 RUSHING SEASONS

Year	Yards	Att	Avg	TD
2011	3,335	636	5.2	38
2009	2,884	551	4.4	29
1978	2,878	581	5.0	25
1973	2,635	547	4.8	26
1979	2,592	541	4.8	26
2016	2,466	564	4.4	31
1974	2,446	505	4.8	24
1986	2,298	559	4.1	23
1980	2,272	477	4.4	15
1985	2,248	506	4.4	16

TOP 10 PASSING SEASONS

Year	Yards	Att	Cmp	TD
2016	3,324	403	232	22
2019	3,312	472	282	26
2018	3,297	443	252	20
2017	3,273	453	262	21
2022	3,217	484	288	18
2015	3,037	438	249	20
2013	2,996	418	235	23
1994	2,757	415	218	21
2003	2,697	444	234	13
2007	2,491	366	218	15

TOP 10 WINNING MARGINS

Score	Opponent	Date
59-0	Delaware State	9/20/14
56-0	Holy Cross	10/19/74
57-7	at UConn	11/24/18
56-7	UConn	11/24/01
53-6	Boston University	10/4/80
45-0	at Delaware	10/25/75
56-12	Bucknell	8/31/19
43-0	Rhode Island	11/10/73
59-16	Southern Illinois	10/12/74
49-6	ECU	10/6/18
49-7	Rutgers	11/1/97
49-7	at Xavier	9/8/72
42-0	at Ball State	10/8/11
42-0	at Buffalo	10/23/10
42-0	Drake	9/17/77
42-0	William & Mary	9/5/81



TOP OPP. PERFORMANCES (1971-PRESENT)



TEAM HIGHS

First Downs	36	at Rutgers (1993), at Penn State (1995)
First Downs Rushing	26	at Boston College (1972)
First Downs Passing	27	East Carolina (2022)
Rushing Yards	487	Navy (2014)
Rushing Attempts	76	at Boston College (1972)
Rushing Touchdowns	8	Army (1993)
Passing Yards	538	at SMU (2013)
Passing Attempts	76	Eastern Michigan (2008)
Passing Completions	50	Eastern Michigan (2008)
Passing Touchdowns	7	at Houston (1989)
Completion Percentage	90.9	Buffalo, 20-22 (2007)
Passes Intercepted	6	at Villanova (1973)
Total Offensive Yards	737	at UCF (2022)
Total Plays	109	SMU (2019)

TEAM LOWS

First Downs	5	Delaware (1982); Austin Peay (1990)
First Downs Rushing	1	Akron (2010); at Villanova (1974); Austin Peay (1990); Western Michigan (2008)
First Downs Passing	0	Boston Univ. (1972); Delaware (1973); Austin Peay (1990); at Army (1994); at Navy (2022)
Rushing Yards	-16	at Villanova (1974)
Rushing Attempts	14	Howard (1991)
Passing Yards	0	Delaware (1973); at Navy (2022)
Passing Attempts	1	at Army (1987)
Passing Completions	0	Delaware (1973); at Navy (2022)
Completion Percentage	10.5	at Delaware 2-19 (1981)
Total Offensive Yards	86	at UConn (1971)
Total Plays	46	Tulane (2016)

INDIVIDUAL

Rushing Yards	291	Kerry Marbury, at West Virginia (1971)
Rushing Attempts	45	Roger Mason, Delaware (1972)
Rushing Touchdowns	4	(7x) last by Trent Steelman, at Army (2010)
Longest Scrimmage Run	96t	Thomas Merriweather, at Miami [OH] (2010)
Passing Yards	538	Chris Anderson, at Alabama (1991)
Passing Attempts	76	Garrett Gilbert, at SMU (2013)
Passing Completions	50	Andy Schmitt, Eastern Michigan (2008)
Passing Touchdowns	7	Andre Ware, at Houston (1989)
Completion Percentage	90.9	Willy Drew (20-22), Buffalo (2007)
Passes Intercepted	6	Bill Hatty, at Villanova (1973)
Total Offensive Yards	635	Garrett Gilbert, SMU (2013)
Total Offensive Plays	88	Matt Schilz, Bowling Green (2010)
All-Purpose Yards	323	Kerry Marbury, at West Virginia (1971)
Receiving Yards	250	Reggie Roberson, SMU (2019)
Receptions	20	Kenny Christian, Eastern Michigan (2000)
Receiving Touchdowns	4	Logan Payne, at Minnesota (2006)
Longest Pass Play	95t	George Carter from Bert Kosup, Rutgers (1977)
Punt Returns	8	Mitch Running, at Kansas State (1995)
Punt Return Yards	128	Jeremy Trimble, at Army (2007)
Longest Punt Return	88t	Frank Minnifield, at Louisville (1982)
Kickoff Returns	8	Anthony Bowman, Kent State (2009)
Kickoff Return Yards	165	Matt Szczur, Villanova (2010)
Longest Kickoff Return	100t	Nate Terry, at West Virginia (1997)
Most Punts	12	Lance Viola, at Villanova (1974)
Punting Average	55.5	Ryan Wright, at Tulane (2020)
Longest Punt	75	Mike Kovach, Colgate (1981)
Punting Yardage	482	Jonn Young, ECU (2018)
Interceptions	4	Jamie Mendez, at Kansas State (1992)
Interception Yards	100	John Bush, Delaware (1972)
Longest Interception Ret	100t	John Bush, Delaware (1972)
Field Goals	5	Collin Wagner, at Penn State (2010)
Longest Field Goal	56	Daron Alcorn, at Akron (1992)
Points	24	Sean Fleming, at Wyoming (1990)
		(9x) last by Trent Steelman, at Army (2010)

t - touchdown

OPPONENT TOP PERFORMANCES

Rushing	School	Year	Yds	Att	TD
Kerry Marbury	at W. Virginia	1971	291	22	3
DeAngelo Brewer	at Tulsa	2017	255	34	1
Phil Bennett	at Boston Coll.	1972	253	36	3
Terrell Willis	at Rutgers	1994	232	35	2
Deneric Prince	Tulsa	2022	231	20	1
Marlon Mack	at USF	2015	230	21	2
Keaton Mitchell	East Carolina	2022	222	27	3
Donald Brown	UConn	2008	214	36	1
Udra Johnson	at W. Virginia	1985	206	35	1
Otis Anderson	UCF	2019	205	17	1
Damien Rhodes	Syracuse	2004	200	29	3
Mike Cloud	at Boston Coll.	1998	196	27	3
Greg McCrae	at #9 UCF	2018	188	16	1
Brandon Miree	Pittsburgh	2003	188	27	2
Evan Royster	at Penn State	2010	187	26	0
James Jackson	at Miami (FL)	1997	187	18	2
Eugene Jarvis	at Kent State	2008	185	34	1
Donte Harden	at Ohio	2011	184	20	1
Chuckie Dukes	at Boston Coll.	1992	184	20	3
Matt Prescott	Rutgers	1985	184	22	1

Passing	School	Year	Yds	Att	Cmp	TD
Garrett Gilbert	at SMU	2013	538	53	37	4
Andy Schmitt	E. Michigan	2008	484	76	50	3
Shane Buechele	SMU	2019	457	53	30	6
Gunner Kiel	at Cincinnati	2015	427	52	30	2
Zac Dysert	Miami (OH)	2009	426	51	31	3
Daniel Jones	Duke [IB]	2018	423	41	30	5
Andre Ware	at Houston	1989	413	45	30	7
Chad Pennington	at Marshall	1999	406	36	26	1
Blake Bortles	UCF	2013	404	38	27	4
Blake Frohnapfel	at UMass	2015	393	55	29	3
Zach Bednarczyk	Villanova	2017	382	41	27	1
Josh Betts	Miami (OH)	2005	379	40	28	3
Andrew Ford	UMass	2017	377	37	23	2
David Dacus	Houston	1987	376	50	36	3
John Rhys Plumlee	UCF	2022	373	22	18	4
Charlie Batch	at E. Michigan	1996	372	41	24	2
Gary Nova	at Rutgers	2013	371	38	27	3
Omar Jacobs	Bowling Green	2004	367	26	21	3
Zac Dysert	Miami (OH)	2011	364	37	28	3
Walter Church	E. Michigan	2000	364	50	34	3
Brady White	Memphis	2019	363	43	28	2
Shane Buechele	SMU	2020	355	35	24	4
Tyler Sheehan	at Bowl. Green	2007	351	47	30	4

Receiving	School	Year	Yds	Rec	TD
Reggie Roberson	SMU	2019	250	8	3
T.J. Rahming	Duke [IB]	2018	240	12	2
Nick Harwell	Miami (OH)	2011	229	15	2
Keenan Holman	at SMU	2013	209	10	3
Ontario Pryor	at E. Michigan	1996	202	7	1
Mark Sheridan	at Holy Cross	1973	202	6	3
Kenny Christian	E. Michigan	2000	198	20	0
Antonio Freeman	at Va. Tech	1993	194	8	3
Emmanuel Hazard	at Houston	1989	193	12	3
Marvin Harrison	Syracuse	1994	191	9	2
Tyler Jones	Eastern Mich.	2008	185	17	2
Brian Brennan	Boston Coll.	1983	185	10	1
Calvin Austin	at Memphis	2020	184	6	1
James Robinson	Akron	1991	184	5	2
J.J. Worton	UCF	2013	179	10	3
Nate Poole	at Marshall	1999	179	10	1
Mark Bellini	BYU	1985	179	9	3

f TEMPLE FOOTBALL @temple_fb

RUSHING LEADERS (1971-PRESENT)

CAREER

Yards	Name	Years
4,895	Paul Palmer	1983-86
3,570	Bernard Pierce	2009-11
3,269	Tanardo Sharps	1999-02
2,812	Ryquell Armstead	2015-18
2,647	Matt Brown	2009-12
2,610	Anthony Anderson	1975-78
2,599	Jahad Thomas	2013-16
2,383	Todd McNair	1985-88
2,218	Henry Hynoski	1972-74
1,943	Mark Bright	1976-79
1,730	Harold Harmon	1980-83
1,591	Stacey Mack	1997-98
1,522	Zachary Dixon	1977-78
1,519	Umar Ferguson	2003-05
1,487	Bob Harris	1974-76
1,485	Tom Sloan	1971-73
1,468	Walter Washington	2003-04
1,458	Scott McNair	1989-91
1,259	Re'Mahn Davis	2019-20
1,259	Kevin Duckett	1979-80
1,234	Ventres Stevenson	1986-89

Atts	Name	Years
944	Paul Palmer	1983-86
687	Tanardo Sharps	1999-02
663	Bernard Pierce	2009-11
583	Anthony Anderson	1975-78
573	Ryquell Armstead	2015-18
566	Todd McNair	1985-88
563	Jahad Thomas	2013-16
466	Matt Brown	2009-12
439	Henry Hynoski	1972-74
378	Walter Washington	2003-04

TDs	Name	Years
53	Bernard Pierce	2009-11
39	Paul Palmer	1983-86
34	Ryquell Armstead	2015-18
30	Jahad Thomas	2013-16
22	Matt Brown	2009-12
22	Anthony Anderson	1975-78
21	Walter Washington	2003-04
20	Tanardo Sharps	1999-02
18	Steve Joachim (QB)	1973-74
17	Mark Bright	1976-79
16	Todd McNair	1985-88
16	Henry Hynoski	1972-74

SEASON

Yards	Name	Year
1,866	Paul Palmer	1986
1,516	Paul Palmer	1985
1,481	Bernard Pierce	2011
1,361	Bernard Pierce	2009
1,267	Tanardo Sharps	2002
1,262	Jahad Thomas	2015
1,153	Zachary Dixon	1978
1,098	Ryquell Armstead	2018
1,058	Todd McNair	1987
1,054	Montel Harris	2012
1,038	Tanardo Sharps	2000
1,036	Mark Bright	1979
1,036	Tom Sloan	1973
1,006	Henry Hynoski	1974
953	Jahad Thomas	2016
936	Re'Mahn Davis	2019
919	Ryquell Armstead	2016
916	Matt Brown	2011
889	Walter Washington	2004
883	Jim Brown	1981
830	Matt Brown	2010

Atts	Name	Year
346	Paul Palmer	1986
311	Tanardo Sharps	2002
276	Jahad Thomas	2015
275	Paul Palmer	1985
273	Bernard Pierce	2011
249	Todd McNair	1987
236	Bernard Pierce	2009
223	Zachary Dixon	1978
222	Walter Washington	2004
210	Ryquell Armstead	2018

TDs	Name	Year
27	Bernard Pierce	2011
17	Jahad Thomas	2015
16	Bernard Pierce	2009
15	Walter Washington	2004
15	Paul Palmer	1986
14	Ryquell Armstead	2016
13	Ryquell Armstead	2018
13	Jahad Thomas	2016
12	Montel Harris	2012
10	Tanardo Sharps	2000

FRESHMAN SEASON

Yards	Name	Year
1,361	Bernard Pierce	2009
936	Re'Mahn Davis	2019
628	Paul Palmer	1983
608	Kevin Duckett	1979
533	Zaire Williams	2013
529	Matt Brown	2009
458	Brian Slade	1981

Atts	Name	Year
236	Bernard Pierce	2009
193	Re'Mahn Davis	2019
141	Paul Palmer	1983
111	Kevin Duckett	1979
101	Zaire Williams	2013
94	Brian Slade	1981
89	Matt Brown	2009

TDs	Name	Year
16	Bernard Pierce	2009
8	Re'Mahn Davis	2019
7	Kevin Duckett	1979
6	Paul Palmer	1983
5	Matt Brown	2009
3	Zaire Williams	2013

GAME

Yards	Name	Opponent/Year
351	Montel Harris	at Army/2012
349	Paul Palmer	ECU/1986
281	Paul Palmer	William & Mary/1985
267	Bernard Pierce	at Navy/2009
265	Edward Saydee	USF/2022
264	Montel Harris	at Army/2009
241	Zach Dixon	Cincinnati/1978
239	Paul Palmer	V-Tech/1986
226	Matt Brown	at Army/2010
223	Tanardo Sharps	at UConn/2002
217	Anthony Anderson	Drake/1977
215	Tanardo Sharps	at Rutgers/2002
213	Todd McNair	at Pitt/1987
212	Bernard Pierce	at Toledo/2009
212	Paul Palmer	BC/1986
210	Ryquell Armstead	at Hou./2018
210	Ryquell Armstead	USF/2016
209	Harold Harmon	Delaware/1982
206	Paul Palmer	Penn State/1985
203	Tanardo Sharps	UConn/2001

Atts	Name	Opponent/Year
48	Tanardo Sharps	at Rutgers/2002
44	Paul Palmer	V-Tech/1986
43	Paul Palmer	ECU/1986
41	Todd McNair	at Pitt/1987
40	Bernard Pierce	Miami/2009
40	Bernard Pierce	at Toledo/2009
38	Paul Palmer	BC/1986
36	Montel Harris	at Army/2012
36	Walter Washington	at WVU/2003

TDs	Name	Opponent/Year
7	Montel Harris	at Army/2012
6	Ryquell Armstead	at Hou./2018
5	Bernard Pierce	at Md./2011
4	Ryquell Armstead	at BC/2018
4	Matt Brown	at Army/2010
4	W.Washington	at WVU/2003
3	Edward Saydee	USF/2022
3	Bernard Pierce	at Toledo/2009
3	Paul Palmer	ECU/1986

Long	Name	Opponent/Year
94t	Jager Gardner	at SMU/2015
84t	Kevin Grady	at Akron/1975
83	Tanardo Sharps	UConn/2001
80t	Jason McKie	Navy/2001
78t	Tim Brown	at Vanderbilt/2006
78t	Michael Billops	Toledo/2005
77t	Brian Slade	at Cincinnati/1977
76t	Ryquell Armstead	USF/2016
76	Scott McNair	Rutgers/1990
76t	Bob Harris	Penn State/1975
75t	Ryquell Armstead	at BC/2018
75t	Kenneth Harper	Memphis/2014
75t	Edward Saydee	USF/2022
74t	Chris Coyer	at Ball State/2011
73t	Tom Duff	at Delaware/1975
71t	Matt Brown	Kent State/2009
71	Tanardo Sharps	Rutgers/2001
70t	Bob Harris	Grambling/1976
69t	Bernard Pierce	Kent State/2011
69	Jamil Porter	at Miami (FL)/2003
69t	Harold Harmon	Delaware/1982
69t	Bob Harris	Southern Illinois/1974

t = touchdown

YEAR-BY-YEAR

Year	Name	Yards	Atts	Avg	TD
2022	Edward Saydee	646	149	4.3	6
2021	Edward Saydee	330	88	3.8	3
2020	Re'Mahn Davis	323	78	4.1	1
2019	Re'Mahn Davis	936	193	4.8	8
2018	Ryquell Armstead	1,098	210	5.2	13
2017	David Hood	638	130	4.9	5
2016	Jahad Thomas	953	207	4.6	13
2015	Jahad Thomas	1,262	276	4.6	17
2014	Jahad Thomas	384	80	4.8	0
2013	Kenneth Harper	613	136	4.5	9
2012	Montel Harris	1,054	186	5.7	12
2011	Bernard Pierce	1,481	273	5.4	27
2010	Matt Brown	830	162	5.1	7
2009	Bernard Pierce	1,361	236	5.8	16
2008	Kee-ayre Griffin	394	96	4.1	5
2007	Jason Harper	586	163	3.6	5
2006	Tim Brown	731	182	4.0	2

Year	Name	Yards	Atts	Avg	TD
2005	Umar Ferguson	701	191	3.7	5
2004	W. Washington (QB)	889	222	4.0	15
2003	W. Washington (QB)	579	156	3.7	6
2002	Tanardo Sharps	1,267	311	4.1	8
2001	Tanardo Sharps	771	150	5.1	1
2000	Tanardo Sharps	1,038	201	5.2	10
1999	Marcus Godfrey	332	84	4.0	2
1998	Stacey Mack	749	125	6.0	4
1997	Stacey Mack	842	173	4.9	10
1996	Ramod Lee	526	130	4.0	10
1995	Eugene Culbreath	451	103	4.4	2
1994	Juan Gaddy	285	103	2.8	1
1993	Ralphiel Mack	570	107	5.3	0
1992	Sam Jenkins	524	146	3.5	6
1991	Scott McNair	556	152	3.7	1
1990	Scott McNair	623	116	5.4	5
1989	Ventres Stevenson	841	173	4.9	4
1988	Todd McNair	761	187	4.1	5

Year	Name	Yards	Atts	Avg	TD
1987	Todd McNair	1,058	249	4.2	6
1986	Paul Palmer	1,866	346	5.4	15
1985	Paul Palmer	1,516	275	5.5	9
1984	Paul Palmer	885	182	4.8	9
1983	Paul Palmer	628	141	4.4	6
1982	Harold Harmon	883	165	5.3	2
1981	Jim Brown	883	163	5.4	9
1980	Kevin Duckett	651	129	5.0	4
1979	Mark Bright	1,036	193	5.4	7
1978	Zachary Dixon	1,153	223	5.2	7
1977	Anthony Anderson	756	195	3.9	11
1976	Anthony Anderson	803	176	4.6	2
1975	Tom Duff	752	146	5.2	7
1974	Henry Hynoski	1,006	206	4.9	7
1973	Tom Sloan	1,036	173	6.0	3
1972	Paul Loughran	593	125	4.7	4
1971	Paul Loughran	468	108	4.3	5



RECEIVING LEADERS (1971-PRESENT)



CAREER

Yards	Name	Years
2,444	Ventell Bryant	2015-18
2,272	Willie Marshall	1983-86
2,035	Bruce Francis	2005-08
1,882	Gerald Lucear	1978-81
1,869	Van Johnson	1992-96
1,856	Zamir Cobb	2000-03
1,819	Branden Mack	2017-20
1,780	Troy Kersey	1994-97
1,730	Robby Anderson	2011-13, 15
1,693	Rich Drayton	1987-90
1,662	Jadan Blue	2018-21
1,632	Sean Dillard	1999-02
1,629	Steve Watson	1975-78
1,608	Jose Barbon	2019-22
1,552	Isaiah Wright	2016-19
1,522	Jalen Fitzpatrick	2011-14
1,505	Randy Grossman (TE)	1971-73
1,483	Keith Gloster	1984-87
1,458	Clint Graves^	1970-72
1,388	Keith Kirkwood	2014, 16-17
1,362	Adonis Jennings	2015-17
1,355	Phil Goodman	2003-04
1,253	Michael Campbell	2007-10

Rcpts	Name	Years
173	Ventell Bryant	2015-18
169	Jadan Blue	2018-21
165	Zamir Cobb	2000-03
138	Jose Barbon	2019-22
138	Bruce Francis	2005-08
134	Isaiah Wright	2016-19
131	Branden Mack	2017-20
130	Sean Dillard	1999-02
126	Gerald Lucear	1978-81
122	Rich Drayton	1987-90
121	Jalen Fitzpatrick	2011-14
120	Clint Graves^	1970-72
114	Robby Anderson	2011-13, 15
111	Willie Marshall	1983-86
106	Van Johnson	1992-96
98	Steve Watson	1975-78
95	Greg Muckerson	1998-2001
94	Phil Goodman	2003-04
92	Wiley Pitts	1976-79
91	Keith Kirkwood	2014, 16-17
89	Randy Grossman (TE)	1971-73
89	Troy Kersey	1994-97
87	Paul Palmer	1983-86

TDs	Name	Years
23	Bruce Francis	2005-08
18	Gerald Lucear	1978-81
16	Robby Anderson	2011-13, 15
16	Willie Marshall	1983-86
15	Branden Mack	2017-20
15	Van Johnson	1992-96
14	Zamir Cobb	2000-03
13	Adonis Jennings	2015-17
12	Isaiah Wright	2016-19
12	Keith Kirkwood	2014, 16-17
11	Jalen Fitzpatrick	2011-14

11	Keith Gloster	1984-87
11	Pete Righi	1973-75
11	Clint Graves^	1970-72

Avg	Name	Years
26.0	Keith Gloster	1984-87
20.5	Willie Marshall	1983-86
20.0	Troy Kersey	1994-97
18.7	Kevin Walker	1995-97
17.6	Van Johnson	1992-96
16.9	Randy Grossman (TE)	1971-73
16.7	Marc Baxter	1992-95
16.6	Steve Watson	1975-78
16.4	Adonis Jennings	2015-17
16.0	Russell Carter	1981-84
15.7	Jeff Stempel	1973-75
15.3	Keith Kirkwood	2014, 16-17 (minimum 50 receipts.)

SEASON

Yards	Name	Year
1,067	Jadan Blue	2019
964	Gerald Lucear	1979
939	Robby Anderson	2015
918	Jose Barbon	2022
904	Branden Mack	2019
902	Van Johnson	1996
895	Ventell Bryant	2016
893	Willie Marshall	1985
866	Zamir Cobb	2003
791	Robby Anderson	2013
747	Sean Dillard	2001
742	Adonis Jennings	2017
731	Bruce Francis	2007
730	Jalen Fitzpatrick	2014
724	Michael Campbell	2010
707	Clint Graves	1972
690	Ventell Bryant	2018
688	Kevin Walker	1997
687	Bruce Francis	2008
683	Randy Grossman (TE)	1973
678	Phil Goodman	2003
677	Phil Goodman	2004
671	Keith Kirkwood	2017

Rcpts	Name	Year
95	Jadan Blue	2019
74	Zamir Cobb	2003
72	Jose Barbon	2022
70	Robby Anderson	2015
63	Clint Graves	1972
59	Branden Mack	2019
54	Ventell Bryant	2016
53	Jalen Fitzpatrick	2014
51	Ventell Bryant	2018
51	Sean Dillard	2001
51	Carlos Johnson	1999
50	Van Johnson	1996
48	Rich Drayton	1990
47	Isaiah Wright	2019
47	Phil Goodman	2004
47	Phil Goodman	2003
47	Bruce Francis	2007

47	Gerald Lucear	1981
46	Isaiah Wright	2017
45	Keith Kirkwood	2017
45	Michael Campbell	2010
45	Bruce Francis	2008
45	Zamir Cobb	2002
45	Gerald Lucear	1979

TDs	Name	Year
13	Bruce Francis	2008
13	Gerald Lucear	1979
9	Robby Anderson	2013
9	Willie Marshall	1985
8	Van Johnson	1996
8	Pete Righi	1974
7	Branden Mack	2019
7	Adonis Jennings	2017
7	Keith Kirkwood	2017
7	Robby Anderson	2015

Avg	Name	Year
22.3	Willie Marshall	1985
21.4	Gerald Lucear	1979
18.0	Robby Anderson	2013
18.0	Van Johnson	1996
17.7	Adonis Jennings	2017
16.6	Ventell Bryant	2016
16.1	Michael Campbell	2010
15.6	Bruce Francis	2007
15.5	Steve Watson	1978
15.4	Keith Kirkwood	2016
15.3	Branden Mack	2019 (minimum 40 receipts.)

FRESHMAN SEASON

Yards	Name	Year
579	Ventell Bryant	2015
355	Sean Szarka	2002
378	Carlos Johnson	1998
362	Willie Marshall	1983
301	Troy Kersey	1994
286	Rich Drayton	1987

Rcpts	Name	Year
39	Ventell Bryant	2015
22	Sean Szarka	2002
19	Willie Marshall	1983
18	Carlos Johnson	1998
18	Rich Drayton	1987
16	Sean Dillard	1999
16	Troy Kersey	1994
15	Re'Mahn Davis (RB)	2019
14	Bruce Francis	2005

TDs	Name	Year
6	Carlos Johnson	1998
4	Sean Szarka	2002
3	Ventell Bryant	2015

GAME

Yards	Name	Opponent/Year
239	Robby Anderson	at SMU/2013
214	Van Johnson	at Pitt/1996

209	Jason Harper	@Kent State/2008
204	Travis Shelton	at No. Ill./2006
184	Robby Anderson	UCF/2013
184	Rich Drayton	at Rutgers/1988
183	Willie Marshall	Pitt/1985
178	Troy Kersey	at E.Michigan/1996
175	Gerald Lucear	at Villanova/1979
171	Branden Mack	UConn/2019
170	Randle Jones	at Akron/2021
168	Ventell Bryant	at Tulane/2016
160	Jose Barbon	ECU/2022
160	Willie Marshall	at Syracuse/1985
155	Mike Palys	BC/1988
154	Adonis Jennings	W.Forest/2016
151	Ventell Bryant	W.Forest/2016
151	Bruce Francis	at Navy/2008

Rcpts	Name	Opponent/Year
15	Clint Graves	Rhode Island/1972
13	Jose Barbon	ECU/2022
13	Jadan Blue	at Memphis/2020
13	Jadan Blue	at Cinc./2019
12	Randle Jones	at Memphis/2020
12	Jadan Blue	Tulane/2019
12	Robby Anderson	@#19 Hou./2015
11	Jadan Blue	at USF/2019
11	Ventell Bryant	W.Forest/2016
11	Michael Campbell	Ohio/2010
11	Sean Dillard	Pitt/2000
11	Van Johnson	Wash. State/1996
11	Wiley Pitts	at Wm.&Mary/1978
11	Clint Graves	West Virginia/1972
10	Jadan Blue	Bucknell/2019
10	Jason Harper	at Kent State/2008
10	Bruce Gordon	at Navy/2005
10	Zamir Cobb	Rutgers/2003
10	Gerald Lucear	at Georgia/1981

TDs	Name	Opponent/Year
4	Bruce Francis	E.Michigan/2008
3	Jadan Blue	at Memphis/2020
3	Carlos Johnson	Rutgers/1999
3	Van Johnson	at Pitt/1996
3	Gerald Lucear	at Villa./1979
3	Gerald Lucear	Cincinnati/1979
3	Mike Palys	BC/1988

CONSEC. GAMES W/RECEPT.

Games	Name	Years
48	Ventell Bryant	2015-18
38	Bruce Francis	2005-08
29	Branden Mack	2018-20
26	Greg Muckerson	1998-2001

MULTIPLE WRS W/100-YDS.

Rec	Names	Opp/Year
3		Cincinnati/2003
Z.Cobb (120), P.Goodman (129), T.Stubbs (123)		
2	(10x) last	at Memphis/2020
		R.Jones (118), J.Blue (115)

^ - Graves' career numbers include the 1970 season.

YEAR-BY-YEAR (BY RECEIPT)

Year	Name	Rcpts	Yards	Avg	TD
2022	Jose Barbon	72	918	12.8	2
2021	Randle Jones	40	476	11.9	3
2020	Jadan Blue	41	381	9.3	5
2019	Jadan Blue	95	1,067	11.2	4
2018	Ventell Bryant	51	690	13.5	3
2017	Isaiah Wright	46	668	14.5	4
2016	Ventell Bryant	54	895	16.6	4
2015	Robby Anderson	70	939	13.4	7
2014	Jalen Fitzpatrick	53	730	14.6	6
2013	Robby Anderson	44	791	18.0	9
2012	Jalen Fitzpatrick	30	363	12.1	2
2011	Evan Rodriguez (TE)	35	479	13.7	2
2010	Michael Campbell	45	724	16.1	6
2009	Michael Campbell	27	419	15.5	3
2008	Bruce Francis	45	687	15.3	13
2007	Bruce Francis	47	731	15.6	6
2006	Bruce Francis	32	484	15.1	4
2005	Bruce Gordon	42	601	14.3	1

Year	Name	Rcpts	Yards	Avg	TD
2004	Phil Goodman	47	677	14.4	5
2003	Zamir Cobb	74	866	11.7	5
2002	Zamir Cobb	45	483	10.7	6
2001	Sean Dillard	51	747	14.6	3
2000	Greg Muckerson	41	487	12.2	2
1999	Carlos Johnson	51	520	10.2	4
1998	Carlos Johnson	18	378	21.0	6
1997	Kevin Walker	34	688	20.2	4
1996	Van Johnson	50	902	18.0	8
1995	Troy Kersey	20	469	23.5	4
	Van Johnson	20	322	16.1	2
	Kevin Walker	20	321	16.0	2
1994	Sidney Morse (FB)	39	261	6.7	1
1993	Ramondo Davidson	25	266	10.3	2
1992	Wilbur Washington	22	285	13.0	1
1991	Leslie Shepherd	26	436	16.8	4
1990	Rich Drayton	48	564	11.8	1
1989	Maurice Johnson (TE)	31	290	9.4	0
1988	Rich Drayton	26	460	17.7	3

Year	Name	Rcpts	Yards	Avg	TD
1987	Rich Drayton	18	286	15.9	1
1986	Willie Marshall	30	514	17.1	1
1985	Willie Marshall	40	893	22.3	9
1984	Willie Marshall	22	503	22.9	4
1983	Russell Carter	31	482	15.5	1
1982	Reggie Brown	43	591	13.7	3
1981	Gerald Lucear	47	493	10.5	2
1980	Gerald Lucear	29	387	20.8	3
1979	Gerald Lucear	45	964	21.4	13
1978	Steve Watson	41	637	15.5	3
1977	Steve Watson	31	573	18.5	2
1976	Ken Williams	35	580	16.6	6
1975	Jeff Stempel (TE)	30	510	17.0	2
1974	Pete Righi	35	608	17.4	8
1973	Randy Grossman (TE)	39	683	17.5	4
1972	Clint Graves	63	707	11.3	3
1971	Randy Grossman (TE)	27	473	17.5	3

PASSING LEADERS (1971-PRESENT)

CAREER

Yards	Name	Years
10,669	Phillip Walker	2013-16
7,495	Henry Burris	1993-96
6,287	Anthony Russo	2017-20
5,967	Mike McGann	2001-05
5,171	Lee Saltz	1983-86
5,024	Adam DiMichele	2006-08
3,947	Devin Scott	1998-01
3,913	Doug Shobert ^	1970-72
3,902	Brian Broomell	1976-79
3,679	Tim Riordan	1981-83
3,651	Matt Baker	1987-90
3,472	Walter Washington	2003-04
3,262	Steve Joachim	1973-74
3,217	Pat Carey	1975-77

Cmpl	Name	Years
830	Phillip Walker	2013-16
558	Henry Burris	1993-96
536	Anthony Russo	2017-20
512	Mike McGann	2001-05
407	Adam DiMichele	2006-08
401	Devin Scott	1998-01
339	Lee Saltz	1983-86
341	Doug Shobert ^	1970-72
313	Tim Riordan	1981-83
297	Walter Washington	2003-04
285	Matt Baker	1987-90
268	E.J. Warner	2022
263	Brian Broomell	1976-79

Atts	Name	Years
1,458	Phillip Walker	2013-16
1,138	Henry Burris	1993-96
1,040	Mike McGann	2001-05
899	Anthony Russo	2017-20
681	Devin Scott	1998-01
674	Adam DiMichele	2006-08
655	Lee Saltz	1983-86
598	Doug Shobert ^	1970-72
598	Tim Riordan	1981-83
539	Walter Washington	2003-04
514	Matt Baker	1987-90
500	Brian Broomell	1976-79

TDs	Name	Years
74	Phillip Walker	2013-16
49	Henry Burris	1993-96
44	Anthony Russo	2017-20
40	Adam DiMichele	2006-08
35	Brian Broomell	1976-79
33	Lee Saltz	1983-86
31	Steve Joachim	1973-74
26	Doug Shobert ^	1970-72
25	Mike McGann	2001-05
24	Matt Baker	1987-90
21	Devin Scott	1998-01
20	Tim Riordan	1981-83

INTs	Name	Years
50	Mike McGann	2001-05
45	Henry Burris	1993-96
44	Phillip Walker	2013-16
43	Doug Shobert ^	1970-72
32	Anthony Russo	2017-20
31	Brian Broomell	1976-79
31	Doug Shobert	1970-72

SEASON

Yards	Name	Year
3,295	Phillip Walker	2016
3,028	E.J. Warner	2022
2,972	Phillip Walker	2015
2,861	Anthony Russo	2019
2,716	Henry Burris	1994
2,563	Anthony Russo	2018
2,317	Phillip Walker	2014
2,207	Walter Washington	2004
2,103	Brian Broomell	1979
2,084	Phillip Walker	2013
2,084	Henry Burris	1996
2,004	Henry Burris	1995
1,994	Mike McGann	2002
1,950	Steve Joachim	1974
1,911	Adam DiMichele	2008
1,875	Lee Saltz	1985
1,840	Tim Riordan	1982
1,815	Devin Scott	1999
1,732	Tim Riordan	1983
1,729	Lee Saltz	1986
1,658	Logan Marchi	2017
1,600	Frank Nutile	2017

Cmpl	Name	Year
268	E.J. Warner	2022
246	Anthony Russo	2019
245	Phillip Walker	2015
230	Phillip Walker	2016
222	Devin Scott	1999
215	Henry Burris	1994
203	Phillip Walker	2014
198	Anthony Russo	2018
187	Walter Washington	2004
173	Mike McGann	2002
157	Tim Riordan	1982
152	Phillip Walker	2013

Atts	Name	Year
433	E.J. Warner	2022
442	Phillip Walker	2015
419	Anthony Russo	2019
409	Henry Burris	1994
395	Phillip Walker	2016
381	Phillip Walker	2014
368	Devin Scott	1999
353	Mike McGann	2002
345	Anthony Russo	2018
332	Walter Washington	2004

300	Henry Burris	1995
280	Henry Burris	1996
277	Tim Riordan	1983

TDs	Name	Year
22	Phillip Walker	2016
22	Brian Broomell	1979
21	Anthony Russo	2019
21	Henry Burris	1994
20	Phillip Walker	2013
20	Steve Joachim	1974
19	Phillip Walker	2015
18	E.J. Warner	2022
18	Adam DiMichele	2008
14	Anthony Russo	2018

INTs	Name	Year
22	Mike McGann	2002
17	Henry Burris	1995
15	Phillip Walker	2014
15	Brian Broomell	1978
14	Anthony Russo	2018
13	Phillip Walker	2016
13	Steve Joachim	1974

GAME

Yards	Name	Opponent/Year
527	E.J. Warner	ECU/2022
486	E.J. Warner	at Houston/2022
445	Phillip Walker	at Memphis/2016
445	Henry Burris	at Pitt/1996
444	Anthony Russo	at #9UCF/2018
409	Anthony Russo	Bucknell/2019
396	Phillip Walker	W.Forest/2016
392	Henry Burris	Syracuse/1994
391	Phillip Walker	at UMass/2015
387	Anthony Russo	at Mem./2020
382	Phillip Walker	UCF/2013
370	Adam DiMichele	E.Mich./2008
368	Mike Geradi	Kent State/2010
356	Logan Marchi	UConn/2017
344	E.J. Warner	USF/2022
340	Adam DiMichele	at Navy/2008
340	Mike McGann	Syracuse/2002

Cmpl	Name	Opponent/Year
45	E.J. Warner	ECU/2022
42	E.J. Warner	at Houston/2022
41	Anthony Russo	at Mem./2020
36	Phillip Walker	at Memphis/2016
36	Devin Scott	Rutgers/1999
35	D'Wan Mathis	Memphis/2021
33	Logan Marchi	UConn/2017
32	Anthony Russo	Bucknell/2019
32	Henry Burris	Syracuse/1994
31	Anthony Russo	at #9UCF/2018
30	Walter Washington	Pitt/2004
29	Phillip Walker	Navy/2014
28	Phillip Walker	W.Forest/2016
28	Phillip Walker	at UMass/2015
28	Mike Geradi	Ohio/2010

27 E.J. Warner..... USF/2022

C%	Name	Opponent/Year
100.0	Chester Stewart (9-9)	at Md./2015
92.0	Lee Saltz (12-13)	Pitt/1984

Atts	Name	Opponent/Year
63	E.J. Warner	ECU/2022
63	Anthony Russo	at Mem./2020
59	E.J. Warner	at Houston/2022
59	Phillip Walker	at Memphis/2016
54	Logan Marchi	UConn/2017
53	Henry Burris	Syracuse/1994
52	Anthony Russo	at #9UCF/2018
52	Mike McGann	Pitt/2001
51	Anthony Russo	at Buffalo/2019
49	D'Wan Mathis	Memphis/2021
49	Phillip Walker	W.Forest/2016
49	Phillip Walker	Navy/2014

TDs	Name	Opponent/Year
6	Adam DiMichele	E.Mich./2008
5	E.J. Warner	ECU/2022
4	Anthony Russo	at Mem./2020
4	Anthony Russo	Bucknell/2019
4	Anthony Russo	at #9UCF/2018
4	Anthony Russo	ECU/2018
4	Frank Nutile	Navy/2017
4	Phillip Walker	at SMU/2015
4	Phillip Walker	at Memphis/2013
4	Phillip Walker	at SMU/2013
4	Phillip Walker	UCF/2013
4	Adam DiMichele	BGSU/2007
4	Henry Burris	Syracuse/1994

INTs	Name	Opponent/Year
5	Chris Paliscak	at Akron/1992

Long	QB/Receiver	Opponent/Year
96t	L.Saltz/K.Gloster	at Cin./1985
89t	T.Centeio/T.Williams	Bucknell/2019
87t	H.Burris/V.Johnson	at Pitt/1996
83t	Fitzpatrick/Anderson	SMU/2013
80t	M.Gerardi/R.Streeter	BGSU/2010
80t	D.Scott/C.Johnson	at V-Tech/1998
80t	M.Baker/M.Palys	BC/1988
79t	A.Russo/J.Blue	Maryland/2019
79	L.Saltz/W.Marshall	Pitt/1985
78t	E.Warner/J.Barbon	at Mem./2022
78t	P.Carey/K.Williams	URI/1975
77	H.Burris/T.Kersey	at V-Tech/1995
75t	(nine times, last by T.Beaaty/R.Jones	SMU/2020

t = touchdown

^ - Shobert's career numbers include the 1970 season.

YEAR-BY-YEAR

Year	Name	Yards	Att	Cmpl	INT	TD
2022	E.J. Warner	3,028	443	268	12	18
2021	D'Wan Mathis	1,225	195	116	4	6
2020	Anthony Russo	868	135	92	6	9
2019	Anthony Russo	2,861	419	246	12	21
2018	Anthony Russo	2,563	345	198	14	14
2017	Logan Marchi	1,658	245	136	8	9
2016	Phillip Walker	3,295	395	230	13	22
2015	Phillip Walker	2,972	432	245	8	19
2014	Phillip Walker	2,317	381	203	15	13
2013	Phillip Walker	2,084	250	152	8	20
2012	Chris Coyer	946	164	84	4	8
2011	Chester Stewart	743	83	54	2	2
2010	Mike Gerardi	1,290	156	93	8	10
2009	Vaughn Charlton	1,390	213	107	11	10
2008	Adam DiMichele	1,911	231	134	6	18
2007	Adam DiMichele	1,595	223	138	10	12
2006	Adam DiMichele	1,518	220	135	12	10

Year	Name	Yards	Att	Cmpl	INT	TD
2005	Mike McGann	1,469	250	122	13	3
2004	Walter Washington	2,207	332	187	6	10
2003	Mike McGann	1,405	235	123	6	5
2002	Mike McGann	1,994	353	173	22	13
2001	Mike McGann	934	190	87	9	3
2000	Devin Scott	1,456	216	136	7	5
1999	Devin Scott	1,815	369	222	12	12
1998	Devin Scott	459	69	25	3	3
1997	Pat Bonner	1,561	202	107	12	7
1996	Henry Burris	2,084	280	142	8	12
1995	Henry Burris	2,004	300	139	17	11
1994	Henry Burris	2,716	409	215	12	21
1993	Henry Burris	691	149	62	8	5
1992	Chris Paliscak	691	137	65	12	2
1991	Trent Thompson	927	172	79	9	5
1990	Matt Baker	1,462	222	124	9	7
1989	Anthony Richardson	812	126	68	6	2
1988	Matt Baker	1,539	193	101	11	15

Year	Name	Yards	Att	Cmpl	INT	TD
1987	James Thompson	985	153	66	8	2
1986	Lee Saltz	1,729	203	117	7	12
1985	Lee Saltz	1,875	229	107	8	13
1984	Lee Saltz	1,337	184	97	12	6
1983	Tim Riordan	1,732	277	143	11	7
1982	Tim Riordan	1,840	247	157	7	13
1981	Tink Murphy	1,589	245	128	10	6
1980	Tink Murphy	1,097	191	90	12	6
1979	Brian Broomell	2,103	214	120	11	22
1978	Brian Broomell	1,362	209	112	15	11
1977	Pat Carey	1,074	163	77	5	2
1976	Pat Carey	839	126	62	8	4
1975	Pat Carey	1,304	198	103	12	5
1974	Steve Joachim	1,950	221	128	13	20
1973	Steve Joachim	1,312	159	80	10	11
1972	Doug Shobert	1,416	238	130	20	8
1971	Doug Shobert	1,513	191	120	11	10
1970	Doug Shobert	984	169	91	12	8



ALL-PURPOSE LEADERS (1971-PRESENT)



CAREER

Yards	Name	Years	Rush	Rec.	Ret.
6,613	Paul Palmer	1983-86	4,895	709	1,009
5,272	Matt Brown	2009-12	2,647	126	2,499
4,732	Jahad Thomas	2013-16	2,599	998	1,135
4,577	Is Wright (WR)	2016-19	552	1,552	2,473
4,502	Tanardo Sharps	1999-02	3,269	394	839
3,771	Bernard Pierce	2009-11	3,570	178	23
3,750	Anthony Anderson	1975-78	2,610	312	828
3,510	Travis Shelton	2004-08	205	784	2,521
3,226	Todd McNair	1985-88	2,383	283	560
3,173	Paul Loughran	1970-72	1,147	412	1,614
3,025	R.Armstead	2015-18	2,812	175	38
2,924	Gerald Lucear	1977-80	4	1,882	1,038
2,789	Mike Palys	1985-88	-3	760	2,032
2,758	Henry Hynoski	1972-74	2,218	413	127
2,465	Ventell Bryant	2015-18	21	2,444	0
2,492	Rich Drayton	1987-90	-22	1,693	821

SEASON

Yards	Name	Year	Rush	Rec.	Ret.
2,633	Paul Palmer	1986	1,866	110	657
1,808	Matt Brown	2011	916	7	885
1,677	Jahad Thomas	2015	1,262	216	199
1,574	Isaiah Wright (WR)	2018	84	368	1,122
1,542	Tanardo Sharps	2000	1,038	107	397
1,533	Bernard Pierce	2011	1,481	52	0
1,500	Jahad Thomas	2016	953	418	129
1,481	Tanardo Sharps	2002	1,276	205	0
1,459	Paul Loughran	1971	468	198	793
1,434	Matt Brown	2012	372	31	1,031
1,425	Mike Palys (WR)	1988	-2	517	910
1,423	Bernard Pierce	2009	1,361	39	23
1,374	Paul Loughran	1972	593	197	584
1,346	Gerald Lucear (WR)	1979	0	964	382
1,344	Anthony Anderson	1976	803	174	367

GAME

Yards	Name	Opponent/Year	Rush	Rec.	Ret.
417	Paul Palmer	at ECU/1986	349	0	68
351	Montel Harris	at Army/2012	351	0	0
342	Jahad Thomas	at Cin./2015	193	17	132
311	R.Anderson (WR)	SMU/2015	0	239	72
281	Paul Palmer	W&M/1985	281	0	0
263	Bernard Pierce	at Navy/2009	267	-4	0

* - RBs unless otherwise noted

^ - Loughran's career numbers include the 1970 season.

YEAR-BY-YEAR

ALL-PURPOSE YARDAGE

Year	Name	Yards	Rush	Rec.	Ret.
2022	Jose Barbon (WR)	925	0	918	7
2021	Amad Anderson (WR)	639	-9	283	365
2020	Jadan Blue (WR)	586	3	381	202
2019	Jadan Blue (WR)	1,221	20	1,067	134
2018	Isaiah Wright (WR)	1,574	84	368	1,122
2017	Isaiah Wright (WR)	1,289	188	668	433
2016	Jahad Thomas	1,500	953	418	129
2015	Jahad Thomas	1,677	1,262	216	199
2014	Jahad Thomas	1,080	384	364	332
2013	R.Anderson (WR)	1,037	-4	791	250
2012	Matt Brown	1,434	372	31	1,031
2011	Matt Brown	1,808	916	7	885
2010	Matt Brown	1,090	830	70	190
2009	Bernard Pierce	1,423	1,361	39	23
2008	Travis Shelton (WR)	951	1	230	720
2007	Travis Shelton (WR)	1,013	136	133	744
2006	Travis Shelton (WR)	1,180	44	344	792

Year	Name	Yards	Rush	Rec.	Ret.
2005	Umar Ferguson	899	701	198	0
2004	W.Washington (QB)	894	889	5	0
2003	Zamir Cobb (WR)	1,121	0	866	255
2002	Tanardo Sharps	1,481	1,276	205	0
2001	Sean Dillard (WR)	985	4	747	234
2000	Tanardo Sharps	1,542	1,038	107	397
1999	Carlos Johnson (WR)	541	-1	520	22
1998	Elmarko Jackson	947	216	60	671
1997	Elmarko Jackson	1,267	645	72	550
1996	Van Johnson (WR)	892	-10	892	0
1995	Kevin Walker (WR)	749	-1	321	429
1994	Jeff Frederick (WR)	701	0	18	683
1993	Jeff Frederick (WR)	834	5	88	741
1992	Lew Lawhorn (WR)	951	0	326	625
1991	Leon Brown	907	524	24	359
1990	Rich Drayton	865	0	564	301
1989	Ventres Stevenson	849	841	8	0
1988	Mike Palys (WR)	1,425	-2	517	910
1987	Todd McNair	1,192	1,058	112	22

Year	Name	Yards	Rush	Rec.	Ret.
1986	Paul Palmer	2,633	1,866	110	657
1985	Paul Palmer	1,743	1,516	131	96
1984	Paul Palmer	1,213	885	197	131
1983	Paul Palmer	1,024	628	271	125
1982	Harold Harmon	1,006	883	123	0
1981	Jim Brown	1,076	883	108	85
1980	Kevin Duckett	873	651	103	119
1979	Gerald Lucear (WR)	1,346	0	964	382
1978	Zachary Dixon	1,254	1,153	101	0
1977	Anthony Anderson	961	756	25	180
1976	Anthony Anderson	1,344	803	174	367
1975	Tom Duff	842	752	59	31
1974	Henry Hynoski	1,280	1,006	274	0
1973	Tom Sloan	1,281	1,036	197	48
1972	Paul Loughran	1,374	593	197	584
1971	Paul Loughran	1,459	468	198	793

TOTAL OFFENSE LEADERS (1971-PRESENT)

CAREER

TotOff	Name	Years
11,432	Phillip Walker	2013-16
7,470	Henry Burris	1993-96
6,322	Anthony Russo	2017-20
6,045	Mike McGann	2001-05
5,407	Lee Saltz	1983-86
5,041	Adam DiMichele	2006-08

SEASON

TotOff	Name	Year
3,195	Phillip Walker	2016
3,179	Phillip Walker	2015
3,096	Walter Washington	2004
2,978	E.J. Warner	2022
2,797	Anthony Russo	2019
2,641	Phillip Walker	2014
2,626	Anthony Russo	2018
2,577	Henry Burris	1994

GAME

TotOff	Name	Opponent/Year
527	E.J. Warner	ECU/2022
502	Henry Burris	at Pitt/1996
500	Anthony Russo	at UCF/2018
477	E.J. Warner	at Houston/2022
475	Phillip Walker	at Memphis/2016
419	Anthony Russo	Bucknell/2019
396	Walter ashington	Pitt/2004
390	Adam DiMichele	E.Michigan/2008

YEAR-BY-YEAR

TOTAL OFFENSE

Year	Name	Yds.	Plays	TD**
2022	E.J. Warner	2,978	459	18
2021	D'Wan Mathis	1,307	243	7
2020	Anthony Russo	899	157	11
2019	Anthony Russo	2,797	454	23
2018	Anthony Russo	2,626	388	17
2017	Frank Nutile	1,664	232	14
2016	Phillip Walker	3,195	460	23
2015	Phillip Walker	3,179	513	21
2014	Phillip Walker	2,641	487	16
2013	Phillip Walker	2,416	340	23
2012	Chris Coyer	1,390	275	10
2011	Bernard Pierce (RB)	1,481	273	27
2010	Mike Gerardi	1,271	177	11
2009	Bernard Pierce (RB)	1,361	236	16
2008	Adam DiMichele	2,002	292	21
2007	Adam DiMichele	1,705	298	14
2006	Adam DiMichele	1,334	293	10

Year	Name	Yds.	Plays	TD**
2005	Mike McGann	1,414	303	3
2004	Walter Washington	3,096	554	25
2003	Walter Washington	1,844	363	14
2002	Mike McGann	2,194	448	16
2001	Mike McGann	801	220	3
2000	Devin Scott	1,450	285	6
1999	Devin Scott	1,749	423	12
1998	Stacey Mack	749	125	4
1997	Pat Bonner	1,544	253	8
1996	Henry Burris	2,185	381	16
1995	Henry Burris	2,044	366	15
1994	Henry Burris	2,577	469	24
1993	Henry Burris	664	173	6
1992	Chris Paliscak	642	143	2
1991	Trent Thompson	1,154	239	6
1990	Matt Baker	1,569	272	8
1989	Anthony Richardson	846	170	3
1988	Matt Baker	1,615	291	15
1987	Todd McNair (RB)	1,058	249	6

Year	Name	Yds.	Plays	TD**
1986	Paul Palmer (RB)	1,866	346	15
1985	Lee Saltz	1,874	289	16
1984	Lee Saltz	1,357	290	6
1983	Tim Riordan	1,658	340	9
1982	Tim Riordan	1,842	336	15
1981	Tink Murphy	1,549	279	8
1980	Tink Murphy	1,165	232	7
1979	Brian Broomell	2,352	214	26
1978	Brian Broomell	1,574	302	15
1977	Pat Carey	1,068	207	3
1976	Pat Carey	836	201	6
1975	Pat Carey	1,321	270	6
1974	Steve Joachim	2,227	331	29
1973	Steve Joachim	1,436	235	20
1972	Doug Shobert	1,293	263	8
1971	Doug Shobert	1,396	216	10

** Touchdowns responsible for (rushing and passing)

TEMPLE FOOTBALL @temple_fb

KICKOFF RETURN LEADERS (1971-PRESENT)

CAREER

Yards	Name	Years
2,242	Travis Shelton	2006-08
2,029	Isaiah Wright	2016-19
1,590	Mike Palsys	1985-88
1,493	Matt Brown	2011-12
1,410	Jeff Frederick	1992-94
1,370	Makonnen Fenton	2001-03
1,313	Elmarko Jackson	1997-99
1,037	Lew Lawhorn	1991-93

No	Name	Years
84	Isaiah Wright	2016-19
84	Travis Shelton	2006-08
76	Mike Palsys	1985-88
74	Jeff Frederick	1992-94
61	Elmarko Jackson	1997-99
59	Matt Brown	2011-12
58	Makonnen Fenton	2001-03

TDs	Name	Years
2	Isaiah Wright	2016-19
2	Matt Brown	2009-12
2	James Nixon	2008-10
2	Travis Shelton	2004-08
2	Makonnen Fenton	2001-03
2	Lew Lawhorn	1991-93

SEASON

Yards	Name	Year
873	Isaiah Wright	2018
793	Mike Palsys	1988
790	Matt Brown	2012
778	Travis Shelton	2006
744	Travis Shelton	2007
726	Jeff Frederick	1993
720	Travis Shelton	2008
718	Mike Palsys	1987
703	Matt Brown	2011
687	Jamil Porter	2004
671	Elmarko Jackson	1998
657	Paul Palmer	1986
634	Kevin McCoy	1990
600	Lew Lawhorn	1992

No	Name	Year
37	Jeff Frederick	1993
37	Mike Palsys	1987
34	Travis Shelton	2007
34	Mike Palsys	1988
33	Isaiah Wright	2018
32	Jamil Porter	2004
31	Matt Brown	2012
30	Elmarko Jackson	1998
30	Lew Lawhorn	1992
29	Jeff Frederick	1994
28	Matt Brown	2011
28	Paul Palmer	1986

TDs	Name	Year
2	James Nixon	2009
2	Lew Lawhorn	1992
1	Isaiah Wright	2018
1	Isaiah Wright	2017
1	Jahad Thomas	2016
1	Matt Brown	2012
1	Matt Brown	2011
1	Jamal Schulters	2008
1	Travis Shelton	2008
1	Travis Shelton	2006
1	Makonnen Fenton	2002
1	Makonnen Fenton	2001
1	Elmarko Jackson	1997
1	Zachary Dixon	1977
1	Paul Loughran	1971

GAME

Yards	Name	Opponent/Year
227	Matt Brown	at #12Louisville/2012
205	Travis Shelton	at Clemson/2006
169	Isaiah Wright	Wake Forest/2016
157	Travis Shelton	at Army/2007
157	Travis Shelton	BGSU/2006

No	Name	Opponent/Year
8	Mike Palsys	Houston/1987
7	Matt Brown	at #12Louisville/2012
6	Sam Martin	ECU/2022
6	Isaiah Wright	Wake Forest/2016
5	Amad Anderson	at Tulsa/2021
5	Amad Anderson	Houston/2021
5	Jamil Porter	at UConn/2004

TDs	Name	Opponent/Year
1	(16x) last by Isaiah Wright	at UConn/2018

Long	Name	Opponent/Year
100t	Jahad Thomas	at Cin./2015
100t	Matt Brown	Kent State/2011
100t	James Nixon	at Navy/2009
99t	Isaiah Wright	at UConn/2018
98t	Isaiah Wright	at Cin./2017
98t	Jamal Schulters	at Army/2008
96t	Travis Shelton	BGSU/2006
96t	Paul Loughran	BU/1971
95t	Elmarko Jackson	BC/1997
94t	Makonnen Fenton	@UConn/2002
94t	Makonnen Fenton	UConn/2001
94t	Lew Lawhorn	at BC/1992
93t	Matt Brown	at Louisville/2012
92t	Travis Shelton	at Kent State/2008
92t	James Nixon	Buffalo/2009
90t	Zachary Dixon	S.Illinois/1977
89t	Lew Lawhorn	at Wash.St./1992
82	Franklin McBride	Syracuse/1996
78	Matt Brown	at Maryland/2011
77	Matt Brown	at Pitt/2012
74	Isaiah Wright	Duke [IB]/2018
74	Travis Shelton	at PSU/2008

t = touchdown

YEAR-BY-YEAR

Year	Name	No.	Yds.	Avg.	TD
2022	Corey Cuascut-Palmer	14	226	16.1	0
2021	Amad Anderson	16	327	20.4	0
2020	Jadan Blue	11	202	18.4	0
2019	Isaiah Wright	27	554	20.5	0
2018	Isaiah Wright	33	873	26.5	1
2017	Mike Jones	27	599	22.2	0
2016	Isaiah Wright	11	278	25.3	0
2015	Jager Gardner	16	359	22.4	0
2014	Jahad Thomas	14	332	23.7	0
2013	Jahad Thomas	24	476	19.8	0
2012	Matt Brown	31	790	25.5	1
2011	Matt Brown	28	703	25.1	1
2010	James Nixon	24	561	23.4	0
2009	James Nixon	17	497	29.2	2
2008	Travis Shelton	23	720	31.3	1
2007	Travis Shelton	34	744	21.9	0
2006	Travis Shelton	27	778	28.8	1

Year	Name	No.	Yds.	Avg.	TD
2005	Michael Billops	19	340	17.9	0
2004	Jamil Porter	32	687	21.5	0
2003	Makonnen Fenton	24	468	19.5	0
2002	Makonnen Fenton	14	380	27.1	1
2001	Makonnen Fenton	20	522	26.1	1
2000	Tanardo Sharps	20	397	19.9	0
1999	Matt Johnson	20	353	17.6	0
1998	Elmarko Jackson	30	671	22.4	0
1997	Elmarko Jackson	25	550	22.0	1
1996	Kenyatta Carter	20	398	19.9	0
1995	Kevin Walker	18	301	16.7	0
1994	Jeff Frederick	29	572	19.7	0
1993	Lew Lawhorn	20	417	20.9	0
1992	Lew Lawhorn	30	600	30.0	2
1991	Leon Brown	15	359	23.9	0
1990	Kevin McCoy	25	634	25.4	0
1989	Leslie Shepherd	25	554	22.2	0
1988	Mike Palsys	34	793	23.3	0

Year	Name	No.	Yds.	Avg.	TD
1987	Mike Palsys	37	718	19.4	0
1986	Todd McNair	6	123	20.5	0
1985	Todd McNair	15	260	17.3	0
1984	Pervis Herder	11	182	16.5	0
1983	Pervis Herder	16	290	18.1	0
1982	Sherman Myers	14	333	23.8	0
1981	Joe Baiunco	11	199	18.1	0
1980	Gerald Lucear	16	284	17.8	0
1979	Gerald Lucear	13	313	24.1	0
1978	Gerald Lucear	13	318	24.5	0
1977	Wiley Pitts	15	296	19.7	0
1976	Anthony Anderson	18	367	20.4	0
1975	Bob Mizia	14	251	17.9	0
1974	Bob Mizia	14	302	21.6	0
1973	Charles Griffin	9	136	15.1	0
1972	Paul Loughran	19	438	23.1	0
1971	Paul Loughran	15	502	33.5	1



PUNT RETURN LEADERS (1971-PRESENT)



CAREER

Yards	Name	Years
715	Anthony Young	1981-84
697	Delano Green	2007-10
514	Bob Mizia	1973-75
511	Zamir Cobb	2001-03
491	Paul Loughran [^]	1970-72
444	Isaiah Wright	2016-19
442	Mike Palys	1985-88
431	Matt Brown	2009-12
296	Sean Dillard	1999-02
284	Rich Drayton	1987-90

No	Name	Years
74	Anthony Young	1981-84
70	Bob Mizia	1973-75
68	Delano Green	2007-10
50	Mike Palys	1985-88
49	Zamir Cobb	2001-03
49	Paul Loughran [^]	1970-72
43	Isaiah Wright	2016-19
36	Matt Brown	2009-12
33	Sean Dillard	1999-02
28	Rich Drayton	1987-90

TDs	Name	Years
3	Isaiah Wright	2016-19
3	Anthony Young	1981-84
2	Delano Green	2007-10
2	Bob Mizia	1973-75
2	Paul Loughran [^]	1970-72

[^] - Loughran's career numbers include the 1970 season.

SEASON

Yards	Name	Year
305	Anthony Young	1982
291	Paul Loughran	1971
260	Anthony Young	1984
249	Isaiah Wright	2018
241	Matt Brown	2012
234	Sean Dillard	2001
233	Delano Green	2009
227	Zamir Cobb	2003
222	Zamir Cobb	2002
219	Delano Green	2008
216	Bob Mizia	1975
206	Sean Chandler	2015
202	Bob Mizia	1973

No	Name	Year
26	Sean Dillard	2001
26	Anthony Young	1984
26	Anthony Young	1982
25	Bob Mizia	1975
25	Paul Loughran	1971
23	Zamir Cobb	2002
23	Mike Palys	1987
23	Bob Mizia	1973
22	Anthony Young	1983
22	Bob Mizia	1974
21	Delano Green	2010
21	Zamir Cobb	2003
20	Delano Green	2008
20	Leslie Shepherd	1991

TDs	Name	Year
2	Isaiah Wright	2018
2	Delano Green	2009
2	Anthony Young	1982
1	Ty Mason	2018
1	Isaiah Wright	2017
1	Khalif Herbin	2014
1	Jeff Frederick	1994
1	Rich Drayton	1990
1	Todd McNair	1985
1	Anthony Young	1984
1	Bob Mizia	1975
1	Bob Mizia	1973
1	Paul Loughran	1972
1	Paul Loughran	1971
1	Zamir Cobb	
1	Nate L. Smith	
1	Samuel Benjamin	
1	Robert Keels	
1	Alshermond Singleton	
1	Deadrake Epps	
1	Kevin Cary	

GAME

Yards	Name	Opponent/Year
129	Isaiah Wright	ECU/2018
99	Jeff Frederick	Syracuse/1994
99	Anthony Young	Cincinnati/1984
96	Zamir Cobb	MTSU/2003

No	Name	Opponent/Year
9	Sean Dillard	UConn/2001
6	Marquise Liverpool	NIU/2007
5	Isaiah Wright	Bucknell/2019
5	Isaiah Wright	ECU/2018
5	Ryan Alderman	at Idaho/2013
5	Delano Green	Kent St./2009
5	Zamir Cobb	Pitt/2003
5	Zamir Cobb	at Rutgers/2002

TDs	Name	Opponent/Year
1	(24x) last by	
	Isaiah Wright	ECU/2018

Long	Name	Opponent/Year
95t	Rich Drayton	Austin Peay/1990
84t	Khalif Herbin	Del.State/2014
82t	Todd McNair	BYU/1985
82t	Anthony Young	Cincinnati/1984
79t	Paul Loughran	WVU/ 1972
78t	Bob Mizia	at Villanova/1975
74t	Jeff Frederick	Syracuse/1994
74	Zamir Cobb	at MTSU/2003
73t	Isaiah Wright	USF/2018
72t	Isaiah Wright	at Tulsa/2017
67t	Bob Mizia	at Holy Cross/1973
66t	Delano Green	at Akron/2009
65t	Anthony Young	at Colgate/1982
65	Sean Chandler	UCF/2015
59t	Isaiah Wright	ECU/2018
58t	Anthony Young	at Louisville/1982

t = touchdown

YEAR-BY-YEAR

Year	Name	No.	Yds.	Avg.	TD
2022	Amad Anderson	8	41	5.1	0
2021	Amad Anderson	7	38	5.4	0
2020	Willie Erdman	4	25	6.2	0
2019	Isaiah Wright	11	69	6.3	0
2018	Isaiah Wright	19	249	13.1	2
2017	Isaiah Wright	11	109	9.9	1
2016	Jahad Thomas	8	101	12.6	0
2015	Sean Chandler	17	206	12.1	0
2014	Khalif Herbin	7	108	15.4	1
2013	Ryan Alderman	10	58	5.8	0
2012	Matt Brown	17	241	14.2	0
2011	Matt Brown	18	182	10.1	0
2010	Delano Green	21	172	8.2	0
2009	Delano Green	17	233	11.6	2
2008	Delano Green	20	219	10.9	0
2007	Marquise Liverpool	15	81	5.4	0
2006	Tim Brown	4	20	5.0	0

Year	Name	No.	Yds.	Avg.	TD
2005	Nick Santa-Cruz	6	24	4.0	0
2004	Phil Goodman	10	103	10.3	0
2003	Zamir Cobb	21	227	10.8	0
2002	Zamir Cobb	23	222	9.7	0
2001	Sean Dillard	26	234	9.0	0
2000	Mac DeVito	12	88	7.3	0
1999	Kevin Harvey	13	87	6.7	0
1998	Kevin Harvey	7	56	8.0	0
1997	Excel Lucas	12	48	4.0	0
1996	Excel Lucas	8	45	5.6	0
1995	Kevin Walker	14	128	9.1	0
1994	Jeff Frederick	6	111	18.5	1
1993	Marc Baxter	11	79	7.2	0
1992	Marc Baxter	12	167	13.9	0
1991	Leslie Shepherd	20	116	5.8	0
1990	Rich Drayton	15	196	13.1	1
1989	Rich Drayton	13	88	6.8	0
1988	Mike Palys	18	117	6.5	0

Year	Name	No.	Yds.	Avg.	TD
1987	Mike Palys	23	191	8.3	0
1986	Mike Palys	9	134	14.9	0
1985	Todd McNair	6	110	18.3	1
1984	Anthony Young	26	260	10.0	1
1983	Anthony Young	22	150	6.8	0
1982	Anthony Young	26	305	11.7	2
1981	Gene Feingold	10	62	6.2	0
1980	Art Hood	4	24	6.0	0
1979	Gerald Lucear	12	69	5.8	0
1978	Gerald Lucear	11	46	4.2	0
1977	Bob Salla	17	32	1.9	0
1976	Bob Salla	11	37	3.4	0
1975	Bob Mizia	25	216	8.6	1
1974	Bob Mizia	22	124	5.7	0
1973	Bob Mizia	23	202	8.8	1
1972	Paul Loughran	19	146	7.7	1
1971	Paul Loughran	25	291	11.6	1



SCORING LEADERS (1971-PRESENT)



CAREER

Points	Name	Years
338	Brandon McManus	2009-12
324	Bernard Pierce	2009-11
264	Paul Palmer	1983-86
252	Austin Jones	2014-17
234	Jahad Thomas	2013-16
228	Bill Wright	1985-88
220	Don Bitterlich	1973-75
204	Ryquell Armstead	2015-18
190	Cap Poklemba	1999-02
177	Will Mobley	2018-20
156	Nick Mike-Mayer	1970-72
152	Aaron Boumerhi	2016-18
150	Matt Brown	2009-12
144	Anthony Anderson	1975-78
141	Bob Clouser	1978-82
138	Bruce Francis	2005-08
132	Tanardo Sharps	1999-2002
128	Bob Wright	1988-90
127	Jake Brownell	2006-09
126	Kenneth Harper	2011-14
126	Walter Washington	2003-04
126	Henry Hynoski	1972-74

TDs

TDs	Name	Years
54	Bernard Pierce	2009-11
43	Paul Palmer	1983-86
39	Jahad Thomas	2013-16
34	Ryquell Armstead	2015-17
25	Matt Brown	2009-12
24	Anthony Anderson	1975-78
23	Bruce Francis	2005-08
22	Tanardo Sharps	1999-2002
21	Kenneth Harper	2011-14
21	Walter Washington	2003-04
21	Henry Hynoski	1972-74

SEASON

Points	Name	Year
162	Bernard Pierce (RB)	2011
114	Jahad Thomas (RB)	2016
114	Jahad Thomas (RB)	2015
113	Austin Jones	2015
98	Brandon McManus	2011
96	Brandon McManus	2009
96	Bernard Pierce (RB)	2009
95	Don Bitterlich	1975
92	Walter Washington (QB)	2004
90	Paul Palmer (RB)	1986
87	Will Mobley	2018
85	Bob Wright	1990
84	Ryquell Armstead (RB)	2016
78	Ryquell Armstead (RB)	2018
78	Bruce Francis (WR)	2008
78	Bill Wright	1986
78	Gerald Lucear (WR)	1979
74	Aaron Boumerhi	2016
74	Brandon McManus	2012
73	Aaron Boumerhi	2017
72	Montel Harris (RB)	2012
71	Will Mobley	2019
71	Don Bitterlich	1974
70	Brandon McManus	2010

TDs

TDs	Name	Year
27	Bernard Pierce (RB)	2011
19	Jahad Thomas (RB)	2016
19	Jahad Thomas (RB)	2015
16	Bernard Pierce (RB)	2009
15	Walter Washington (QB)	2004
15	Paul Palmer (RB)	1986
14	Ryquell Armstead (RB)	2016
13	Ryquell Armstead (RB)	2018
13	Bruce Francis (WR)	2008
13	Gerald Lucear (WR)	1979
12	Montel Harris (RB)	2012

GAME

Points	Name	Opponent/Year
42	Montel Harris	at Army/2012
36	Ryquell Armstead	at Hou./2018
30	Bernard Pierce	at Md./2011
24	Walter Washington	at WVU/2003
24	Bruce Francis	E.Michigan/2008

TDs

TDs	Name	Opponent/Year
7	Montel Harris	at Army/2012
6	Ryquell Armstead	at Hou./2018
5	Bernard Pierce	at Md./2011
4	Walter Washington	at WVU/2003
4	Bruce Francis	E.Michigan/2008

YEAR-BY-YEAR					
Year	Name	Pts	TD	PAT	FG
2022	Camden Price	57	0	18	13
2021	Rory Bell	50	0	23	9
2020	Jadan Blue (WR)	30	5	0	0
2019	Will Mobley	71	0	38	11
2018	Will Mobley	87	0	54	11
2017	Aaron Boumerhi	73	0	28	15
2016	Jahad Thomas (RB)	114	19	0	0
2015	Jahad Thomas (RB)	114	19	0	0
2014	Austin Jones	69	0	30	13
2013	Kenneth Harper (RB)	66	11	0	0
2012	Brandon McManus	74	0	32	14
2011	Bernard Pierce (RB)	162	27	0	0
2010	Brandon McManus	70	0	31	13
2009	Brandon McManus	96	0	45	17
	Bernard Pierce (RB)	96	16	0	0
2008	Bruce Francis (WR)	78	13	0	0
2007	Jake Brownell	57	0	18	13
2006	Travis Shelton (WR)	26	4	(1)	0

Year	Name	Pts	TD	PAT	FG
2005	Umar Ferguson (RB)	36	6	0	0
2004	W.Washington (QB)	92	15	(1)	0
2003	Jared Davis	53	0	23	10
2002	Cap Poklemba	64	0	22	14
2001	Cap Poklemba	42	0	15	9
2000	Tanardo Sharps (RB)	60	10	0	0
1999	Cap Poklemba	31	0	19	4
1998	Carlos Johnson (WR)	36	6	0	0
	Stacey Mack (RB)	36	6	0	0
	Dave Nicholl	36	0	24	4
1997	Stacey Mack (RB)	60	10	0	0
1996	Ramod Lee (RB)	60	10	0	0
1995	Zane Michalski	37	0	19	6
1994	Rich Maston	52	0	25	9
1993	Rich Maston	23	0	14	3
1992	Sam Jenkins (RB)	36	6	0	0
1991	Mike Knuth	33	0	12	7
1990	Bob Wright	85	0	28	19
1989	Bob Wright	43	0	16	9

Year	Name	Pts	TD	PAT	FG
1988	Bill Wright	55	0	22	11
1987	Bill Wright	60	0	12	16
1986	Paul Palmer (RB)	90	15	0	0
1985	Paul Palmer (RB)	64	10	(2)	0
1984	Paul Palmer (RB)	60	10	0	0
1983	Paul Palmer (RB)	50	8	(1)	0
1982	Bob Clouser	62	0	26	12
1981	Jim Brown (RB)	66	11	0	0
1980	Bob Clouser	36	0	18	6
1979	Gerald Lucear (WR)	78	13	0	0
1978	Zachary Dixon (RB)	60	10	0	0
1977	Anthony Anderson	66	11	0	0
1976	Wes Sornisky	46	0	19	9
1975	Don Bitterlich	95	0	32	21
1974	Don Bitterlich	71	0	44	9
1973	Henry Hynoski (RB)	60	10	0	0
1972	Nick Mike-Mayer	50	0	11	13
1971	Nick Mike-Mayer	62	0	26	12



KICKING LEADERS (1971-PRESENT)

CAREER

FGM	Name	Years
60	Brandon McManus	2009-12
50	Austin Jones	2014-17
46	Bill Wright	1985-88
36	Cap Poklemba	1999-02
35	Don Bitterlich	1973-75
33	Nick Mike-Mayer^	1970-72
31	Aaron Boumerhi	2016-18
28	Bob Wright	1988-90
26	Will Mobley	2018-20
25	Bob Clouser	1978-83
23	Jake Brownell	2006-09
20	Jim Cooper	1983-86
17	Wes Sornisky	1976-77
16	Rich Maston	1992-94
15	Ron Fioravanti	1978-79

FGA	Name	Years
83	Brandon McManus	2009-12
78	Bill Wright	1985-88
67	Austin Jones	2014-17
57	Don Bitterlich	1973-75
57	Nick Mike-Mayer^	1970-72
55	Cap Poklemba	1999-02
43	Aaron Boumerhi	2016-18
41	Bob Clouser	1978-83

FG%	Name	Years
74.6	Austin Jones	2014-17
73.7	Bob Wright	1988-90
72.3	Brandon McManus	2009-12
72.1	Aaron Boumerhi	2016-18
65.4	Cap Poklemba	1999-02
61.4	Don Bitterlich	1973-75
61.0	Bob Clouser	1978-83

(minimum 40 attempts)

PAT-M	Name	Years
158	Brandon McManus	2009-12
115	Don Bitterlich	1973-75
102	Austin Jones	2014-17
99	Will Mobley	2018-20
90	Bill Wright	1985-88
82	Cap Poklemba	1999-02
78	Ron Fioravanti	1978-79
66	Bob Clouser	1978-82
59	Aaron Boumerhi	2016-18
58	Jake Brownell	2006-09
57	Nick Mike-Mayer ^	1970-72

PAT-A	Name	Years
163	Brandon McManus	2009-12
104	Austin Jones	2014-17
120	Don Bitterlich	1973-75
104	Will Mobley	2018-20
91	Bill Wright	1985-88
78	Bob Clouser	1978-82

68	Cap Poklemba	1999-02
62	Nick Mike-Mayer^	1970-72
63	Jake Brownell	2006-09
62	Aaron Boumerhi	2016-18

SEASON

FGM	Name	Year
23	Austin Jones	2015
21	Don Bitterlich	1975
19	Bob Wright	1990
17	Brandon McManus	2009
16	Brandon McManus	2011
16	Bill Wright	1987
16	Bill Wright	1986
15	Aaron Boumerhi	2017
15	Aaron Boumerhi	2016
14	Brandon McManus	2012
14	Cap Poklemba	2002

13	Camden Price	2022
13	Austin Jones	2014
13	Brandon McManus	2010
13	Jake Brownell	2007
13	Nick Mike-Mayer	1972
12	Bob Clouser	1982
11	Will Mobley	2019
11	Will Mobley	2018
11	Bill Wright	1988
11	Jim Cooper	1984

FGA	Name	Year
31	Don Bitterlich	1975
29	Bill Wright	1987
28	Austin Jones	2015
25	Bob Wright	1990
24	Brandon McManus	2009
23	Aaron Boumerhi	2017
22	Austin Jones	2014
22	Brandon McManus	2011
22	Bill Wright	1986
21	Jake Brownell	2007
20	Brandon McManus	2010
20	Cap Poklemba	2002
20	Nick Mike-Mayer	1972

FG%	Name	Year
88.2	Aaron Boumerhi	2016
82.4	Brandon McManus	2012
82.1	Austin Jones	2015
76.0	Bob Wright	1990
73.3	Will Mobley	2018
72.7	Brandon McManus	2011
72.7	Bill Wright	1986
70.8	Brandon McManus	2009
70.0	Cap Poklemba	2002

(minimum 15 attempts)

PAT-M	Name	Year
54	Will Mobley	2018
50	Brandon McManus	2011
48	Ron Fioravanti	1979
45	Brandon McManus	2009
44	Austin Jones	2015
44	Don Bitterlich	1974
39	Don Bitterlich	1973
38	Will Mobley	2018
32	Nick Visco	2013
32	Brandon McManus	2012
32	Don Bitterlich	1975
31	Brandon McManus	2010
30	Austin Jones	2014
30	Bob Wright	1986
30	Ron Fioravanti	1978

PAT-A	Name	Year
55	Will Mobley	2018
50	Brandon McManus	2011
49	Ron Fioravanti	1979
48	Brandon McManus	2009
45	Austin Jones	2015
44	Don Bitterlich	1974
44	Don Bitterlich	1973
41	Will Mobley	2018
35	Nick Visco	2013
33	Brandon McManus	2012
33	Ron Fioravanti	1978

GAME

FGM	Name	Opponent/Year
5	Cap Poklemba	at Pitt/2002
5	Bob Wright	at BC/1990
5	Bob Clouser	Delaware/1982
4	Camden Price	USF/2022
4	Aaron Boumerhi	W.Forest/2016
4	Brandon McManus	Villa./2010
4	Jake Brownell	Kent State/2007

FGA	Name	Opponent/Year
5	Austin Jones	at USF/2015
5	Brandon McManus	Villa./2010
5	Brandon McManus	Buffalo/2009
5	Jake Brownell	Kent State/2007
5	Cap Poklemba	at Pitt/2002
5	Bob Wright	at BC/1990
5	Bob Clouser	Delaware/1982
5	Don Bitterlich	Akron/1975
4	Camden Price	USF/2022
4	Aaron Boumerhi	W.Forest/2016
4	Cap Poklemba	at WVU/2001
4	Rich Maston	at Army/1994
4	Bob Wright	at Syracuse/1990
4	Bob Wright	ECU/1990
4	Don Bitterlich	Drake/1975
4	Don Bitterlich	at Dayton/1975

Long	Name	Opponent/Year
56	Don Bitterlich	at Akron/1975
55	Rory Bell	at #5 Cinc./2021
53	Brandon McManus	2010
53	Don Bitterlich	at Dayton/1975
52	Aaron Boumerhi	2017
52	Bill Wright	1988
52	Bill Wright	1987
52	Don Bitterlich	Drake/1975
51	Bill Wright	at Pitt/1987
51	Bill Wright	1986
51	Rich Maston	
51	Jim Cooper	1984
50	Brandon McManus	2012
50	Brandon McManus	Villa./2010
50	Bob Clouser	1982
50	Bill Wright	at Akron/1988
49	Camden Price	at UCF/2022

PAT-M	Name	Opponent/Year
9	Brandon McManus	at Army/2012
8	Will Mobley	Bucknell/2019
8	Will Mobley	at Houston/2018
8	Cap Poklemba	UConn/2001
8	Cap Poklemba	Rutgers/1999
8	Don Bitterlich	Holy Cross/1973
7	Will Mobley	UConn/2019
7	Will Mobley	ECU/2018
7	Nick Visco	SMU/2013
7	Jake Brownell	E.Michigan/2008

PAT-A	Name	Opponent/Year
9	Brandon McManus	at Army/2012
8	Will Mobley	Bucknell/2019
8	Will Mobley	at Houston/2018
8	Cap Poklemba	UConn/2001
8	Cap Poklemba	Rutgers/1999
8	Don Bitterlich	Holy Cross/1973
7	Will Mobley	UConn/2019
7	Will Mobley	UConn/2018
7	Will Mobley	ECU/2018
7	Nick Visco	SMU/2013
7	Jake Brownell	E.Michigan/2008

CONSECUTIVE FGM

FGM	Name	Years
19	Austin Jones	2015-16
12	Bob Wright	1989-90

^ - Mike-Mayer's career numbers include the 1970 season.

YEAR-BY-YEAR

Year	Name	FGM	FGA	PAT-M	PAT-A
2022	Camden Price	13	14	18	19
2021	Rory Bell	9	16	23	23
2020	Rory Bell	5	5	3	4
2019	Will Mobley	11	14	38	41
2018	Will Mobley	11	15	54	55
2017	Aaron Boumerhi	15	23	28	30
2016	Aaron Boumerhi	15	17	29	30
2015	Austin Jones	23	28	44	45
2014	Austin Jones	13	22	30	30
2013	Nick Visco	3	5	32	35
2012	Brandon McManus	14	17	32	33
2011	Brandon McManus	16	22	50	50
2010	Brandon McManus	13	20	31	32
2009	Brandon McManus	17	24	45	48
2008	Jake Brownell	8	14	28	31
2007	Jake Brownell	13	21	18	19
2006	Jake Brownell	2	3	12	13

Year	Name	FGM	FGA	PAT-M	PAT-A
2005	Ryan Lux	5	9	12	13
2004	Ryan Lux	9	17	27	28
2003	Jared Davis	10	22	23	26
2002	Cap Poklemba	14	20	22	26
2001	Cap Poklemba	9	16	15	22
2000	Cap Poklemba	9	3	26	27
1999	Cap Poklemba	4	6	19	19
1998	Dave Nicholl	4	6	24	24
1997	Dave Nicholl	6	9	22	23
1996	Zane Michalski	4	7	20	25
1995	Zane Michalski	6	9	19	19
1994	Richard Maston	9	15	25	27
1993	Richard Maston	3	7	14	14
1992	Richard Maston	4	6	8	9
1991	Mike Knuth	7	15	12	15
1990	Bob Wright	19	25	28	28
1989	Bob Wright	9	13	16	16
1988	Bill Wright	11	17	22	22

Year	Name	FGM	FGA	PAT-M	PAT-A
1987	Bill Wright	16	29	12	12
1986	Bill Wright	16	22	30	31
1985	Bill Wright	3	10	26	26
1984	Jim Cooper	11	17	23	26
1983	Jim Cooper	5	11	10	11
1982	Bob Clouser	12	16	26	27
1981	Bob Clouser	7	14	22	22
1980	Bob Clouser	6	10	18	29
1979	Ron Fioravanti	7	17	48	49
1978	Ron Fioravanti	8	16	30	33
1977	Wes Sornisky	8	18	23	25
1976	Wes Sornisky	9	18	19	19
1975	Don Bitterlich	21	31	32	32
1974	Don Bitterlich	9	15	44	44
1973	Don Bitterlich	5	11	39	44
1972	Nick Mike-Mayer	13	20	11	14
1971	Nick Mike-Mayer	12	17	26	28

PUNTING LEADERS (1971-PRESENT)

CAREER

Avg	Name	Years
45.4	Brandon McManus	2009-12
42.8	Paul Layton	2013
42.5	Connor Bowler	2018
42.0	Trent Thompson	1990-91
41.5	Casey Murphy	1976-79
41.3	Kip Shenefelt	1982-85
40.9	Adam Barry	2019-21
40.0	Mackenzie Morgan	2022
40.0	Alex Starzyk	2014-17
40.0	Josh Boies	1996-97
39.7	Ed Liberati	1986-89
38.8	Jeff Wathne	2007-10
38.2	Jake Brownell	2006-09
38.0	Jake Hendy	2004-05
38.0	Jace Amore	2001 <i>(minimum 50 punts)</i>

Punts	Name	Years
245	Ed Liberati	1986-89
243	Alex Starzyk	2014-17
229	Jeff Wathne	2007-10
197	Casey Murphy	1976-79
194	Kip Shenefelt	1982-85
165	Adam Barry	2019-20
116	Garvin Ringwelski	2000-03
100	Brandon McManus	2009-12

Yards	Name	Years
9,731	Ed Liberati	1986-89
9,729	Alex Starzyk	2014-17
8,877	Jeff Wathne	2007-10
8,194	Casey Murphy	1976-79
8,017	Kip Shenefelt	1982-85
6,747	Adam Barry	2019-20
4,538	Brandon McManus	2009-12
4,358	Garvin Ringwelski	2000-03
4,028	Trent Thompson	1990-91

SEASON

Avg	Name	Year
45.8	Brandon McManus	2011
45.1	Brandon McManus	2012
44.0	Adam Barry	2020
44.0	Kip Shenefelt	1983
43.0	Casey Murphy	1979
42.8	Paul Layton	2013
42.8	Casey Murphy	1978
42.7	Trent Thompson	1990
42.5	Connor Bowler	2018
42.4	Alex Starzyk	2015
42.1	Kip Shenefelt	1985
42.0	Adam Barry	2021
42.0	Casey Murphy	1977
41.9	Josh Boies	1997
41.4	Trent Thompson	1991
40.8	Ed Liberati	1986
40.5	John Shay	1993
40.4	Alex Starzyk	2017
40.4	Jeff Wathne	2008 <i>(minimum 25 punts)</i>

Punts	Name	Year
69	John Shay	1993
65	Jeff Wathne	2008
65	Kip Shenefelt	1983
63	Adam Barry	2021
63	Alex Starzyk	2015
62	Adam Barry	2019
61	Paul Layton	2013
58	Mackenzie Morgan	2022
57	Connor Bowler	2018
57	Alex Starzyk	2017
57	Ed Liberati	1986
57	Casey Murphy	1977

Yards	Name	Year
2,859	Kip Shenefelt	1983
2,791	John Shay	1993
2,674	Alex Starzyk	2015
2,643	Adam Barry	2021
2,623	Jeff Wathne	2008
2,609	Paul Layton	2013
2,433	Brandon McManus	2012
2,420	Connor Bowler	2018
2,393	Casey Murphy	1977
2,344	Adam Barry	2019
2,325	Ed Liberati	1986
2,320	Mackenzie Morgan	2022
2,301	Alex Starzyk	2017

GAME

Avg	Name	Opponent/Year
59.3	Brandon McManus	Buffalo/2011
53.2	Ed Liberati	Syracuse/1989
51.8	Alex Starzyk	Navy/2014
49.8	Adam Barry	Wagner/2021
49.5	Trent Thompson	at Alabama/1991
48.9	Brandon McManus	Cincinnati/2012
48.7	Adam Barry	at Akron/2021
48.5	Brandon McManus	at PSU/2012
48.4	Trent Thompson	at Wyoming/1990
48.4	Trent Thompson	at Tenn./1990
48.4	Kip Shenefelt	Syracuse/1983
48.1	Casey Murphy	Penn State/1978
48.0	Paul Layton	at Notre Dame/2013
47.8	Brandon McManus	#19 Rutgers/2012
47.8	Brandon McManus	UMD/2012
47.8	Jim Andrusko	at BC/1982 <i>(minimum 5 punts)</i>

Punts	Name	Opponent/Year
11	Adam Barry	ECU/2020
11	Jeff Wathne	Penn State/2008
11	Jace Amore	Va. Tech/2001
11	Casey Murphy	Penn State/1978
10	Ryan Lux	Virginia/2005
10	Garvin Ringwelski	Pitt/2000
9	Adam Barry	UCF/2019
9	George Radu	at Va. Tech/2000
9	Kip Shenefelt	Syracuse/1983
8	Mackenzie Morgan	Tulsa/2022
8	Mackenzie Morgan	at Memphis/2022
8	Adam Barry	at ECU/2021
8	Adam Barry	SMU/2019

Yards	Name	Opponent/Year
530	Casey Murphy	Penn State/1978
492	Adam Barry	ECU/2020
436	Kip Shenefelt	Syracuse/1983
370	Adam Barry	SMU/2019
368	Adam Barry	UCF/2019
347	Mackenzie Morgan	Tulsa/2022
342	Brandon McManus	Cin./2012
335	Jim Andrusko	at BC/1982
331	Adam Barry	#18 SMU/2020
330	Mackenzie Morgan	at Memphis/2022
319	Ed Liberati	Syracuse/1989
316	Adam Barry	at UCF/2020

Long	Name	Opponent/Year
76	Kip Shenefelt	Louisville/1983
74	Casey Murphy	Akron/1979
73	Ed Liberati	at Pitt/1988
73	Casey Murphy	Pitt/1979
71	Alex Starzyk	Toledo/2015
69	John Shay	Army/1993
69	Lee Saltz	Georgia/1983
68	B.McManus	#19 Rutgers/2012
68	Jim Andrusko	Cincinnati/1982
67	(5x) last by Paul Layton	Louisville/2013

YEAR-BY-YEAR

Year	Name	No.	Yds.	Avg.
2022	Mackenzie Morgan	58	2,320	40.0
2021	Adam Barry	63	2,643	42.0
2020	Adam Barry	40	1,760	44.0
2019	Adam Barry	62	2,344	37.8
2018	Connor Bowler	57	2,420	42.5
2017	Alex Starzyk	57	2,301	40.4
2016	Alex Starzyk	53	2,065	39.0
2015	Alex Starzyk	63	2,674	42.4
2014	Alex Starzyk	70	2,689	38.4
2013	Paul Layton	61	2,609	42.8
2012	Brandon McManus	54	2,433	45.1
2011	Brandon McManus	46	2,105	45.8
2010	Jeff Wathne	50	1,949	39.0
2009	Jeff Wathne	46	1,709	37.2
2008	Jeff Wathne	65	2,623	40.4
2007	Jeff Wathne	68	2,596	38.2
2006	Jake Brownell	78	3,004	38.8

Year	Name	No.	Yds.	Avg.
2005	Jake Hendy	35	1,356	38.7
2004	Jake Hendy	28	1,040	37.1
2003	Mike McLaughlin	51	2,035	39.9
2002	Garvin Ringwelski	47	1,819	38.7
2001	Jace Amore	73	2,776	38.0
2000	Garvin Ringwelski	45	1,681	37.4
1999	George Radu	48	1,762	36.7
1998	Dave Nicholl	53	1,922	36.3
1997	Josh Boies	47	1,970	41.9
1996	Josh Boies	39	1,472	37.7
1995	John Shay	67	2,592	38.7
1994	John Shay	64	2,481	38.8
1993	John Shay	69	2,791	40.5
1992	John Shay	58	1,909	32.9
1991	Trent Thompson	54	2,233	41.4
1990	Trent Thompson	42	1,795	42.7
1989	Ed Liberati	67	2,642	39.4
1988	Ed Liberati	60	2,386	39.8

Year	Name	No.	Yds.	Avg.
1987	Ed Liberati	61	2,378	39.0
1986	Ed Liberati	57	2,325	40.8
1985	Kip Shenefelt	51	2,149	42.1
1984	Kip Shenefelt	53	2,095	39.3
1983	Kip Shenefelt	65	2,859	44.0
1982	Jim Andrusko	39	1,623	41.6
1981	Walter Marlin	58	2,090	36.0
1980	Walter Marlin	58	2,098	36.2
1979	Casey Murphy	40	1,718	43.0
1978	Casey Murphy	52	2,227	42.8
1977	Casey Murphy	57	2,393	42.0
1976	Casey Murphy	48	1,856	38.7
1975	Mark Donlevie	53	2,036	38.4
1974	Mark Donlevie	34	1,244	36.6
1973	Mark Donlevie	42	1,321	31.9
1972	Nick Mike-Mayer	49	1,748	35.7
1971	Tom Klemick	33	1,214	36.8



TAKEAWAY LEADERS (1971-PRESENT)



CAREER

INTs	Name	Years
20	Anthony Young	1981-84
15	Mark McCants	1977-80
13	Kevin Ross	1980-83
13	Bob Salla	1975-77
12	Delvon Randall	2015-18
11	Sam Shaffer	1978-81
11	Bob Mizia	1973-75
10	Sean Chandler	2014-17
10	Terrance Leftwich	1999-02
9	Jaiquawn Jarrett	2007-10
9	Chonn Lacey (LB)	1998-01
9	Dominique Harris	2006-09
8	Eddie Parker	1984-87
7	Tyler Matakevich (LB)	2012-15
7	Tavon Young	2012-15
7	Todd Bowles	1982-85
7	Robert Keels	1977-79
7	Dwight Fulton	1971-73

Yards	Name	Years
297	Mark McCants	1977-80
232	Anthony Young	1981-84
157	Tavon Young	2012-15
155	Sean Chandler	2014-17
149	Bob Salla	1975-77
125	Delvon Randall	2015-18
115	Dwight Fulton	1971-73
107	Chonn Lacey (LB)	1998-01
107	Kevin Ross	1980-83
102	Jaiquawn Jarrett	2007-10
101	Bob Mizia	1973-75

TDs	Name	Years
2	Layton Jordan	2018-22
2	Sean Chandler	2014-17
1	by 23 players (last by Sam Franklin)	2019

FRs	Name	Years
8	Bob Mizia	1973-75
6	Chapelle Russell	2015-19
6	Tyler Matakevich	2012-15
4	Sharif Finch	2013-17
4	Sean Daniels	2010-13
3	Amir Tyler	2016-21
3	Sam Franklin	2016-19
3	Quincy Roche	2016-19
3	Averee Robinson	2013-16
3	Tahir Whitehead	2008-10

SEASON

INTs	Name	Year
9	Sam Shaffer	1981
6	Kevin Harvey	1999
6	Anthony Young	1982
6	Mark McCants	1980
6	Bob Mizia	1974
5	Tyler Matakevich	2015
5	Excel Lucas	1997
5	Anthony Young	1984
5	Anthony Young	1983
5	Mark McCants	1979
5	Bob Salla	1977
5	Bob Salla	1975
5	Dwight Fulton	1973

Yards	Name	Year
153	Tavon Young	2014
151	Mark McCants	1980
111	Anthony Young	1982
105	Phil Cox	1994
94	Shaun Bradley	2018
92	Terry Wright	1986
90	Rich Lee	1971
88	Marquise Liverpool	2009
88	Excel Lucas	1997
87	Kevin Harvey	1999
83	Mark McCants	1979
80	Dwight Fulton	1973

TDs	Name	Year
2	Layton Jordan	2022
1	last by Sam Franklin	2019

FRs	Name	Year
5	Chapelle Russell	2018
5	Kevin Ross	1983
4	Sean Daniels	2013
3	Sharif Finch	2014
3	Averee Robinson	2014
3	Tahir Whitehead	2011

TDs	Name	Year
2	Tony Angelo	1993
1	Layton Jordan	2022
1	(2x by FR in 2019)	
	Sam Franklin	2019
	Benny Walls	2019

GAME

INT	Name	Opponent/Year
3	Mark McCants	Akron/1980
2	Tyler Matakevich	at Cincinnati/2015
2	Tavon Young	Vanderbilt/2014
2	Kevin Kroboth	Villanova/2011
2	Jaiquawn Jarrett	Ball St./2009

Yards	Name	Opponent/Year
95	Elijah Joseph	Buffalo/2009

TDs	Name	Opponent/Year
1	(27x) by INT last by Layton Jordan	Tulsa/2022

Long	Name	Opponent/Year
95t	Elijah Joseph (LB)	Buffalo/2009
93t	Tavon Young	at UConn/2014
92t	Rich Lee	at Delaware/1971
89	Phil Cox	Miami/1994
83	Derrek Thomas	at Tulsa/2017
80t	Terry Wright	at W.Michigan/1986
78t	Shaun Bradley	at Maryland/2018
76	Aaron Denton	at Wyoming/1990
74t	Pat Dudley (LB)	BBC/1988
74	Nate L. Smith	at ECU/2015
70t	Jairo Almonte	Rutgers/2001
65t	Sharif Finch (DL)	Del.State/2014
65t	Chonn Lacey (LB)	at V-Tech/2000
65	Benny Walls	Georgia Tech/2019
64t	Willard Cooper	Houston/1987
64	Mark McCants	at Cincinnati/1980
59t	Raheem Brock (DL)	at BGSU/2001
57t	Vaughn Carraway	Villa./2012
57t	Rich Lee	at Xavier/1970
57	Alex Wells	at Cincinnati/2015
56	Kevin Kroboth	Akron/2008
53	Zamel Johnson	Miami (OH)/2011

FRs	Name	Opponent/Year
3	Kevin Ross	Cincinnati/1983
3	Steve Conjar	Boston Univ./1980
2	Quincy Roche	Tulsa/2018

TDs	Name	Opponent/Year
1	(24x) by FR last by Layton Jordan	at Navy/2022

YEAR-BY-YEAR

Year	Name	INT	Yards	TD
2022	Layton Jordan	2	76	2
2021	Manny Walker	2	11	1
	Jalen Ware	2	20	0
2020	Christian Braswell	1	0	0
	Elijah Clark	1	0	0
	Jordan Magee	1	45	0
2019	Harrison Hand	3	8	0
2018	Delvon Randall	4	52	1
2017	Delvon Randall	4	16	0
2016	Delvon Randall	4	57	0
2015	Tyler Matakevich	5	47	0
2014	Tavon Young	4	153	1
2013	Tavon Young	1	9	0
	Abdul Smith	1	1	0
	Tyler Matakevich	1	0	0
2012	Tavon Young	2	-5	0
2011	Kee-Ayre Griffin	3	30	0
	Justin Gildea	3	25	0
	Kevin Kroboth	3	0	0
2010	Jaiquawn Jarrett	2	30	0
2009	Marquise Liverpool	3	88	0
	Jaiquawn Jarrett	3	0	0
2008	Jaiquawn Jarrett	3	57	0
	Jamal Schulters	3	23	0

	Dominique Harris	3	13	0
2007	Dominique Harris	3	0	0
2006	Georg Coleman	2	41	0
	Dominique Harris	2	20	0
	Chris Page	2	11	0
2005	Ray Lamb	2	0	0
2004	Jermaine Hargraves	2	14	0
	Andrew Turner	2	0	0
2003	Pete McBride	4	30	0
2002	Yazid Jackson	3	27	0
	Terrance Leftwich	3	26	0
2001	Chonn Lacey	3	7	0
2000	Terrance Leftwich	4	16	0
1999	Kevin Harvey	6	87	0
1998	Chonn Lacey	3	34	0
1997	Excel Lucas	5	88	0
1996	Lamond Adams	2	52	0
1995	Allan Jackson	3	0	0
1994	Phil Cox	4	105	0
1993	Kyle Glasper	2	23	0
1992	Keita Crespina	2	0	0
	Kyle Glasper	2	0	0
1991	Aaron Denton	4	33	0
1990	Tony Schmitz	3	49	0

Year	Name	INT	Yards	TD
1989	Loranzo Square	1	19	0
	Gary Mobley	1	0	0
	John Armstrong	1	0	0
1988	Joe Greenwood	4	0	0
1987	Eddie Parker	3	48	0
1986	Terry Wright	4	92	1
1985	Eddie Parker	4	10	0
1984	Anthony Young	5	23	0
1983	Anthony Young	5	53	0
1982	Anthony Young	6	111	0
1981	Sam Shaffer	9	76	0
1980	Mark McCants	6	151	0
1979	Mark McCants	5	83	0
1978	Mike Curcio	2	5	0
1977	Bob Salla	5	60	0
1976	Bob Salla	3	34	0
1975	Bob Salla	5	65	0
1974	Bob Mizia	6	37	0
1973	Dwight Fulton	5	80	0
1972	Sheldon Tweedle	3	20	0
1971	Rich Lee	3	90	1
	Frank Fucetola	3	37	0
	Joe Injaychock	3	13	0

f TEMPLE FOOTBALL @temple_fb



TACKLES LEADERS (1971-PRESENT)



CAREER

Total	Name	Years
493	Tyler Matakevich (LB)	2012-15
492	Steve Conjar (LB)	1978-81
429	Lance Johnstone (DE)	1992-95
390	Al Singleton (LB)	1993-96
389	Taylor Suman (LB)	1998-01
373	Joe Klecko (DT)	1973-76
348	LeVar Talley (LB)	1997-00
332	Mike Curcio (LB)	1976-79
325	Rian Wallace (LB)	2002-04
315	Loranzo Square (LB)	1986-89
300	Colin McCarty (LB)	1977-80
299	Jaiquawn Jarrett (DB)	2007-10
277	Dominique Harris (DB)	2006-09
264	Sean Chandler (DB)	2014-17
256	Shaun Bradley (LB)	2016-19
252	Alex Joseph (LB)	2006-09

Solo	Name	Years
331	Tyler Matakevich (LB)	2012-15
288	Lance Johnstone (DE)	1992-95
271	Steve Conjar (LB)	1978-81
246	Al Singleton (LB)	1993-96
208	LeVar Talley (LB)	1997-00
204	Taylor Suman (LB)	1998-01
192	Rian Wallace (LB)	2002-04
182	Sean Chandler (DB)	2014-17
174	Jaiquawn Jarrett (DB)	2007-10
169	Loranzo Square (LB)	1986-89
168	Shaun Bradley (LB)	2016-19
159	Dominique Harris (DB)	2006-09
152	Joe Klecko (DT)	1973-76
151	Chapelle Russell (LB)	2016-19

SEASON

Total	Name	Year
174	Steve Conjar (LB)	1980
163	Steve Conjar (LB)	1979
154	Mike Curcio (LB)	1979
153	Lance Johnstone (LB)	1995
151	Alshermond Singleton (LB)	1995
148	Rian Wallace (LB)	2003
138	Tyler Matakevich (LB)	2015
137	Tyler Matakevich (LB)	2013
136	Loranzo Square (LB)	1988
136	Mike Curcio (LB)	1978
135	LeVar Talley (LB)	2000
134	Alshermond Singleton (LB)	1996
131	LeVar Talley (LB)	1999

Solo	Name	Year
115	Steve Conjar (LB)	1980
101	Alshermond Singleton (LB)	1995
99	Tyler Matakevich (LB)	2013
97	Rian Wallace (LB)	2003
97	Lance Johnstone (LB)	1995
90	Mike Curcio (LB)	1979
87	Alshermond Singleton (LB)	1996
86	Steve Conjar (LB)	1979
84	LeVar Talley (LB)	1999
77	Tyler Matakevich (LB)	2015

GAME

Total	Name	Opponent/Year
24	Tyler Matakevich (LB)	at Idaho/2013
23	Taylor Suman	Syracuse/1999
23	Loranzo Square	ECU/1988

Solo	Name	Opponent/Year
16	Tyler Matakevich (LB)	ECU/2014
16	Lance Johnstone (LB)	Pitt/1995
15	Jerry Urias	Boston College/1998

Asst	Name	Opponent/Year
16	Steve Conjar (LB)	Rutgers/1980

YEAR-BY-YEAR

Year	Name (Pos.)	Tackles	Solo	Ast.
2022	Jordan Magee (LB)	50	36	86
2021	Amir Tyler (SAF)	77	49	28
2020	William Kwenkeu (LB)	48	28	20
2019	Shaun Bradley (LB)	87	62	25
2018	Delvon Randall (SAF)	85	62	23
2017	Shaun Bradley (LB)	85	51	34
2016	Avery Williams (LB)	66	37	29
2015	Tyler Matakevich (LB)	138	77	61
2014	Tyler Matakevich (LB)	117	88	29
2013	Tyler Matakevich (LB)	137	99	38
2012	Tyler Matakevich (LB)	101	67	34
2011	Stephen Johnson (LB)	123	68	55
2010	Jaiquawn Jarrett (DB)	74	41	33
2009	Alex Joseph (LB)	80	49	31
2008	Jaiquawn Jarrett (DB)	88	53	35
2007	Dominique Harris (DB)	81	41	40
2006	Walter Mebane (LB)	68	32	36
2005	Manuel Tapia (LB)	100	51	49

Year	Name (Pos.)	Tackles	Solo	Ast.
2004	Rian Wallace (LB)	101	44	57
2003	Rian Wallace (LB)	148	97	51
2002	Jamal Wallace (DB)	96	65	31
2001	Chonn Lacey (LB)	84	68	16
2000	LeVar Talley (LB)	135	74	61
1999	LeVar Talley (LB)	131	84	47
1998	Jerry Urias (DB)	103	75	28
1997	Jerry Urias (DB)	94	64	30
1996	Alshermond Singleton (LB)	134	87	47
1995	Lance Johnstone (DE)	153	97	56
1994	Lance Johnstone (DE)	114	75	39
1993	Lance Johnstone (DE)	88	66	22
1992	Scott Dennis (LB)	107	62	45
1991	Santo Stephens (LB)	78	33	45
1990	Santo Stephens (LB)	112	65	47
1989	Loranzo Square (LB)	120	79	41
1988	Loranzo Square (LB)	136	61	75
1987	Joe Possenti (LB)	97	53	44
1986	Steve Domonoski (LB)	103	49	54

Year	Name (Pos.)	Tackles	Solo	Ast.
1985	Bob Pilkaukas (LB)	93	45	48
1984	Paul Darragh (LB)	110	52	58
1983	Tom Kilkenny (LB)	113	39	74
1982	Tom Kilkenny (LB)	82	45	37
1981	Steve Conjar (LB)	117	63	54
1980	Steve Conjar (LB)	174	115	59
1979	Steve Conjar (LB)	163	86	77
1978	Mike Curcio (LB)	136	35	101
1977	Seth Demberg (LB)	80	16	64
1976	Joe Klecko (DL)	105	58	47
1975	Joe Klecko (DL)	104	38	47
1974	Joe Klecko (DL)	114	45	69
1973	Joe Cioffi (DB)	88	21	67
1972	Frank Fucetola (LB)	107	24	83
1971	Frank Fucetola (LB)	102	31	71



TACKLE-FOR-LOSS LEADERS (1971-PRESENT)

CAREER (SINCE 1989)

TFLs	Name	Year
65.0	Dan Klecko (DL)	1999-02
46.0	Haason Reddick (DL)	2013-16
39.5	Quincy Roche (DE)	2017-19
39.5	Tyler Matakevich (LB)	2012-15
33.5	Adrian Robinson (DL)	2008-11
32.5	Rian Wallace (LB)	2002-05
32.0	Sharif Finch (DL)	2013-15, 17
31.0	Mike Mendenhall (DL)	2002-05
29.5	Matt Ioannidis (DL)	2012-15
28.0	Lance Johnstone (LB)	1992-95
27.5	Russell Newman (LB)	1998-01
27.0	Junior Galette (LB)	2006-08

SEASON (SINCE 1989)

TFLs	Name	Year
22.5	Haason Reddick (DL)	2016
22.5	Dan Klecko (DL)	2002
19.5	Rian Wallace (DL)	2003
19.5	Dan Klecko (DL)	2001
19.0	Quincy Roche (DE)	2019
18.5	Layton Jordan (OLB)	2022
16.0	Dan Klecko (DL)	1999
15.5	Sharif Finch (DL)	2017
15.0	Tyler Matakevich (LB)	2015
15.0	Russell Newman (DL)	2000

GAME (SINCE 1989)

TFLs	Name	Opponent/Year
6.0	Quincy Roche (DE)	Tulane/2019
5.0	Haason Reddick (DL)	Memphis/2016

YEAR-BY-YEAR

Year	Name	TFLs
2022	Layton Jordan (OLB)	18.5
2021	William Kwenkeu (LB)	10.5
2020	Arnold Ebiketie (DE)	8.5
2019	Quincy Roche (DE)	19.0
2018	Michael Dogbe (DT)	12.5
2017	Sharif Finch (DL)	15.5
2016	Haason Reddick (DL)	22.5
2015	Tyler Matakevich (LB)	15.0
2014	Matt Ioannidis (DL)	11.0
2013	Tyler Matakevich (LB)	11.5
2012	Nate D. Smith (LB)	6.5
2011	Adrian Robinson (DL)	13.5

Year	Name	TFLs
	Tahir Whitehead (LB)	13.5
2010	Muhammad Wilkerson (DL)	13.0
2009	Adrian Robinson (DL)	14.0
2008	Junior Galette (DL)	10.0
2007	Junior Galette (DL)	11.5
2006	Terrance Knighton (DL)	6.5
2005	Mike Mendenhall (LB)	14.0
	Christian Dumbar (DL)	14.0
2004	Mike Mendenhall (LB)	9.0
2003	Rian Wallace (LB)	19.5
2002	Dan Klecko (DL)	22.5
2001	Dan Klecko (DL)	19.5
2000	Russel Newman (DL)	15.0

Year	Name	TFLs
1999	Dan Klecko (DL)	16.0
1998	Michael Tripp (DL)	6.0
1997	Michael Tripp (DL)	8.0
1996	Alshermond Singleton (DL)	7.0
1995	Lance Johnstone (LB)	12.0
1994	Adrian Drones (DL)	4.0
1993	Lance Johnstone (LB)	6.0
1992	Lance Johnstone (LB)	7.0
1991	Swift Burch (DT)	11.0
1990	David Thomas (DT)	5.0
1989	Gregory Taylor (LB)	10.0

SACK LEADERS (1971-PRESENT)

CAREER (SINCE 1979)

Sacks	Name	Years
32.0	Guy Peters (DT)	1979-82
26.0	Quincy Roche (DE)	2017-19
26.0	Dan Klecko (DL)	1999-02
24.0	Adrian Robinson (DL)	2008-11
19.0	Praise Martin-Oguike (DL)	2014-16
18.0	Haason Reddick (DL)	2013-16
17.5	Jeffrey Ward (DE)	1983-86
17.5	M.Wilkerson (DL)	2008-10
17.0	Junior Galette (LB)	2006-08
16.0	Tim Hanley (DT)	1982-84
16.0	Vinnie Mini (DT)	1980-82
15.0	Lance Johnstone (LB)	1992-95
14.5	Sharif Finch (DL)	2013-15, 17
14.0	James Harris (LB)	1988-91
13.5	Nate D. Smith (DL)	2012-15
12.5	Mike Mendenhall (DE)	2002-05
12.5	Michael Tripp (DE)	1996-98
12.0	Raheem Brock (DL)	1998-01
12.0	Colin McCarty (DE)	1977-80

SEASON (SINCE 1979)

Sacks	Name	Year
13.0	Quincy Roche (DE)	2019
13.0	Adrian Robinson (DL)	2009
11.0	Colin McCarty	1980
10.5	Haason Reddick (DL)	2016
10.0	Dan Klecko (DL)	2002
10.0	Guy Peters	1981
10.0	Guy Peters	1979
9.5	Muhammad Wilkerson (DL)	2010
9.0	Layton Jordan (OLB)	2022
9.0	Michael Tripp	1997
9.0	Lance Johnstone (LB)	1992
9.0	James Harris	1991

GAME (SINCE 1979)

Sacks	Name	Opponent/Year
4.0	Dan Klecko (DT)	UConn/2002
4.0	Decara Burgess	Pitt/1997
3.5	Darian Varner (DL)	Tulsa/2022
3.5	Quincy Roche (DE)	at USF/2019

YEAR-BY-YEAR

Year	Name	Sacks
2022	Layton Jordan (OLB)	9.0
2021	William Kwenkeu (LB)	3.0
	Yvandy Rigby (LB)	3.0
	Darian Varner (DE)	3.0
2020	Arnold Ebiketie (DE)	4.0
2019	Quincy Roche (DE)	13.0
2018	Michael Dogbe (DT)	7.5
2017	Sharif Finch (DL)	8.5
2016	Haason Reddick (DL)	10.5
2015	Nate D. Smith (DL)	7.0
2014	Praise Martin-Oguike (DL)	7.5
2013	Matt Ioannidis (DL)	3.0
	Nate D. Smith (DL)	3.0
2012	John Youboty (DL)	5.0
2011	Adrian Robinson (DL)	6.5
2010	Muhammad Wilkerson (DL)	9.5
2009	Adrian Robinson (DL)	13.0
2008	Junior Galette (LB)	8.0
2007	Junior Galette (LB)	8.0

Year	Name	Sacks
2006	Terrance Knighton (DL)	3.0
2005	Mike Mendenhall (DE)	7.0
2004	Mike Mendenhall (DE)	3.5
2003	Sadeke Konte (SS)	4.0
2002	Dan Klecko (DL)	10.0
2001	Dan Klecko (DL)	6.5
2000	Russell Newman (DT)	5.5
1999	Dan Klecko (DL)	8.0
1998	Mathias Nkwenti (DT)	3.0
	Michael Tripp (DE)	3.0
1997	Michael Tripp (DE)	9.0
1996	Keith Kerrin (LB)	5.5
1995	Tealang Lloyd (NT)	4.0
	Tim Terry (DE)	4.0
1994	Jason Davis (DE)	2.0
	Deandre McClurkin (NG)	2.0
	Andy Phipps (DT)	2.0
	Tim Terry (DE)	2.0
1993	Sean Carden (DE)	2.5
1992	Lance Johnstone (LB)	9.0

Year	Name	Sacks
1991	James Harris (LB)	9.0
1990	Kenyatta Rush (DT)	6.0
1989	Manny Carlis (LB)	4.0
	Eric Fenwick (DT)	4.0
	Kenyatta Rush (DT)	4.0
	Loranzo Square (LB)	4.0
1988	Carnell Washington (DE)	4.5
1987	Ralph Jarvis (DE)	7.0
1986	Jeffrey Ward (DE)	8.0
1985	Kirk Drukenbrod (DE)	3.0
	John Smith (DB)	3.0
1984	Jeffrey Ward (DE)	7.0
1983	Tim Hanley (DT)	6.0
1982	Tom Kilkenny (LB)	6.0
	Vinnie Mini (DT)	6.0
	Guy Peters (DT)	6.0
1981	Guy Peters (DT)	10.0
1980	Conlin McCarty (DE)	11.0
1979	Guy Peters (DT)	10.0

f TEMPLE FOOTBALL @temple_fb

100-YARD RUSHING GAMES (1971-PRESENT)

Date	Opponent	Att.	Yds.	TD
Paul Palmer (21)				
10/22/83	at Delaware	32	142	3
11/3/84	Cincinnati	15	128	4
11/17/84	West Virginia	23	132	2
11/30/84	Toledo	27	148	1
9/7/85	at Boston College	25	129	0
9/14/85	at Penn State	30	206	2
9/21/85	Brigham Young	28	155	0
9/28/85	at ECU	39	184	3
10/5/85	at Cincinnati	32	165	1
10/12/85	Rutgers	31	127	1
10/19/85	William & Mary	28	281	2
10/26/85	at Syracuse	28	126	0
11/2/85	at Delaware	34	143	0
9/13/86	at West. Michigan	20	175	3
9/20/86	Florida A&M	33	202	1
10/4/86	at Pittsburgh	27	105	1
10/11/86	ECU	43	349	3
10/18/86	at Virginia Tech	44	239	1
10/25/86	Syracuse	39	187	2
11/8/86	Boston College	38	212	2
11/15/86	at Alabama	29	145	0
Bernard Pierce (18)				
9/26/09	Buffalo	20	116	1
10/3/09	at Eastern Michigan	25	180	2
10/10/09	Ball State	26	125	2
10/24/09	at Toledo	40	212	3
10/31/09	at Navy	29	267	2
11/5/09	Miami (OH)	40	178	3
9/18/10	UConn	26	169	2
10/16/10	Bowling Green	15	106	1
10/23/10	at Buffalo	23	106	2
9/1/11	Villanova	20	147	3
9/10/11	at Akron	18	150	3
9/24/11	at Maryland	32	149	5
10/8/11	at Ball State	30	121	3
10/15/11	Buffalo	23	152	2
10/22/11	at Bowling Green	17	107	1
11/19/11	Army	21	157	3
11/25/11	Kent State	24	189	3
12/17/11	Wyoming (bowl)	25	100	2
Tanardo Sharps (15)				
10/30/99	Rutgers	10	100	1
9/2/00	at Navy	31	180	1
9/23/00	Eastern Michigan	18	203	2
9/28/00	West Virginia	13	113	1
10/14/00	at Rutgers	32	168	3
11/11/00	Syracuse	22	104	1
10/13/01	Rutgers	18	149	0
11/17/01	at West Virginia	22	172	0
11/24/01	UConn	15	203	1
8/29/02	Richmond	30	121	0
9/21/02	at South Carolina	21	143	1
9/28/02	Cincinnati	21	103	1
10/12/02	Syracuse	29	124	0
10/19/02	at UConn	35	223	1
11/16/02	at Rutgers	48	215	1
Ryquell Armstead (10)				
10/1/16	SMU	15	159	2
10/21/16	USF	20	210	2
11/4/16	at UConn	20	133	0
10/21/17	at Army	18	151	2
9/8/18	Buffalo	14	107	0
9/15/18	at Maryland	26	118	0
9/20/18	Tulsa	24	108	1
9/29/18	at Boston College	24	171	4
11/1/18	at #9UCF	27	142	0
11/10/18	at Houston	30	210	6

Date	Opponent	Att.	Yds.	TD
Matt Brown (10)				
11/21/09	Kent State	18	156	2
11/27/09	at Ohio	25	172	1
10/2/10	at Army	28	226	4
10/23/10	at Buffalo	20	109	0
10/8/11	at Ball State	15	114	1
10/15/11	Buffalo	12	120	1
10/22/11	at Bowling Green	22	119	1
11/9/11	Miami (OH)	24	123	1
11/19/11	Army	8	133	2
8/31/12	Villanova	19	145	1
Jahad Thomas (9)				
10/11/14	Tulsa	14	152	0
9/5/15	Penn State	29	135	2
9/12/15	at Cincinnati	26	193	1
10/2/15	at Charlotte	20	109	2
10/17/15	UCF	31	199	3
11/28/15	UConn	20	119	2
10/15/16	UCF	27	120	1
10/29/16	Cincinnati	17	151	0
11/26/16	ECU	24	152	2
Henry Hynoski (8)				
9/22/73	Rhode Island	18	122	1
11/10/73	Akron Island	15	109	1
9/28/74	at Boston College	20	138	0
10/9/74	Pittsburgh	27	132	2
10/26/74	Delaware	28	154	0
11/10/74	Boston College	14	138	0
11/16/74	at West Virginia	25	128	1
11/23/74	at Villanova	28	117	0
Todd McNair (8)				
9/5/87	at Toledo	23	101	1
9/19/87	at Pittsburgh	41	213	0
9/24/87	Akron	32	127	2
10/10/87	Tulsa	30	157	2
11/7/87	at ECU	29	120	1
11/21/87	Rutgers	27	153	0
11/12/88	at Akron	28	143	1
11/26/88	Boston College	22	121	2
Mark Bright (6)				
9/16/78	at Drake	11	105	0
9/29/79	Pittsburgh	26	114	0
10/6/79	at Rutgers	27	159	0
10/13/79	Syracuse	26	163	0
11/3/79	at Hawaii	17	123	0
12/15/79	California	19	112	0
Zachary Dixon (6)				
11/19/77	at Villanova	20	119	3
10/7/78	at William & Mary	22	114	0
10/14/78	Cincinnati	33	241	0
11/4/78	at Akron	13	100	0
11/11/78	at Rutgers	30	135	0
11/25/78	Villanova	20	119	3
Stacey Mack (6)				
9/6/97	Boston College	16	121	1
9/13/97	at Penn State	14	104	1
11/1/97	Rutgers	20	164	3
9/5/98	at Toledo	20	114	0
9/12/98	Akron	15	102	0
10/3/98	William & Mary	18	134	1
Montel Harris (5)				
10/6/12	USF	24	133	2
10/13/12	at UConn	30	142	1
11/3/12	at #12/10 Louisville	15	155	1
11/17/12	at Army	36	351	7
11/23/12	Syracuse	21	106	0
Tom Sloan (5)				
9/22/73	Akron	17	198	1
9/29/73	at Holy Cross	19	118	0
10/20/73	Boston U.	16	125	0
11/10/73	Rhode Island	27	171	0
11/17/73	at Drake	15	107	0

Date	Opponent	Att.	Yds.	TD
Walter Washington, QB (5)				
11/15/03	Virginia Tech	26	151	0
11/29/03	at West Virginia	36	119	4
9/18/04	Florida A&M	21	119	2
11/6/04	at West Virginia	21	117	2
11/13/04	Syracuse	27	185	3
Anthony Anderson (4)				
9/11/76	at Akron	17	159	1
9/17/77	Drake	32	217	2
10/1/77	at Delaware	26	118	1
9/23/78	at Pittsburgh	20	111	1
Jim Brown (4)				
9/5/81	Wm. & Mary	16	125	3
9/19/81	at Delaware	23	132	1
10/24/81	at Cincinnati	22	172	2
11/07/81	at West Virginia	30	178	0
Tim Brown (4)				
9/30/06	at Vanderbilt	31	147	1
10/12/06	Clemson	23	121	0
10/28/06	Bowling Green	21	104	0
11/4/06	Central Michigan	23	101	0
Re'Mahn Davis (4)				
9/28/19	Georgia Tech	29	135	2
10/3/19	at ECU	24	157	1
11/30/19	UConn	17	105	1
10/24/20	at Memphis	20	113	0
Kevin Duckett (4)				
11/3/79	at Hawaii	17	123	0
9/20/80	Delaware	16	107	0
10/4/80	Boston U.	14	133	2
11/1/80	at Louisville	22	105	0
Tom Duff (4)				
10/4/75	Cincinnati	27	114	2
10/25/75	at Delaware	9	130	3
11/1/75	at Dayton	33	183	0
11/22/75	Drake	15	108	1
Umar Ferguson (4)				
9/18/04	Florida A&M	25	118	2
9/24/05	Western Michigan	33	110	1
10/1/05	at Bowling Green	28	132	1
11/19/05	Navy	22	116	0
Bob Harris (4)				
10/12/74	Southern Illinois	8	113	1
9/5/75	Penn State	12	103	1
9/18/76	Grambling	10	169	1
10/06/76	at Drake	16	107	1

100-YARD RUSHERS SAME GAME

Opponent	Year	Players	Yards
Army2011	Bernard Pierce	157
.....		Matt Brown	133
at Bowling Green2011	Matt Brown	119
.....		Bernard Pierce	107
Buffalo2011	Bernard Pierce	152
.....		Matt Brown	120
at Ball State2011	Bernard Pierce	121
.....		Matt Brown	114
at Buffalo2010	Matt Brown	109
.....		Bernard Pierce	106
Florida A&M2004	Walt.Washington (QB)	119
.....		Umar Ferguson	118
Rutgers1997	Stacey Mack	164
.....		Elmarko Jackson	101
Cincinnati1984	Paul Palmer	128
.....		Brian Slade (TE)	120
at Hawaii1979	Mark Bright	153
.....		Kevin Duckett	123
at Pittsburgh1974	Henry Hynoski	132
.....		Kevin Grady	106
Southern Illinois1974	Jeff Marshman	124
.....		Bob Harris	113
Akron1973	Tom Sloan	198
.....		Henry Hynoski	122
Rhode Island1973	Tom Sloan	171
.....		Henry Hynoski	109



100-YARD RUSHING GAMES (1971-PRESENT)



Date	Opponent	Att.	Yds.	TD
Ventres Stevenson (4)				
9/2/89	at West. Michigan	31	182	2
9/16/89	at Penn State	26	129	0
10/14/89	at Boston College	25	172	1
10/28/89	Northern Illinois	29	133	1
Leon Brown (3)				
9/15/90	Austin Peay	17	129	1
10/19/91	Navy	28	158	1
11/23/91	Akron	21	104	2
Jager Gardner (2)				
11/6/15	at SMU	6	110	1
11/7/19	at USF	25	133	0
Harold Harmon (3)				
9/18/82	Delaware	24	209	1
10/9/82	at Louisville	13	116	0
11/13/82	Colgate	23	170	1
Kenneth Harper (2)				
9/14/13	Fordham	16	105	1
11/1/14	Memphis	17	116	1
David Hood (2)				
10/7/17	at ECU	20	106	1
11/10/17	at Cincinnati	23	108	1

Date	Opponent	Att.	Yds.	TD
Paul Loughran (2)				
9/30/72	Holy Cross	18	135	0
10/20/72	at Boston U.	24	162	1
Ralphiel Mack (2)				
10/16/93	at Virginia Tech	20	150	0
10/23/93	Akron	17	111	0
Scott McNair (2)				
11/18/89	Rutgers	13	109	0
11/17/90	Rutgers	21	192	2
Brian Slade (2)				
10/25/80	at Cincinnati	15	162	1
11/3/84	Cincinnati	15	120	0
Michael Billops (1)				
9/17/05	Toledo	18	121	1
Efrain Cabrera (1)				
11/21/92	Rutgers	26	129	1
Chris Coyer, QB (1)				
11/2/11	at Ohio	17	184	0
Eugene Culbreath (1)				
10/28/95	at Miami (FL)	26	124	0
Makonnen Fenton (1)				
8/30/03	at Penn State	23	118	1

Date	Opponent	Att.	Yds.	TD
Kevin Grady (1)				
10/9/74	at Pittsburgh	15	106	1
Jason Harper (1)				
9/15/07	at UConn	22	114	1
Nelson Herrera (1)				
9/17/88	at Navy	22	104	1
Elmarko Jackson (1)				
11/1/97	Rutgers	17	101	1
Sam Jenkins (1)				
10/17/92	Pittsburgh	22	108	0
Jeff Marshman (1)				
10/12/74	S. Illinois	14	124	0
Jason McKie (1)				
8/30/01	Navy	11	120	1
Tom Quinn (1)				
10/31/87	at Army	29	144	1
Daryl Robinson (1)				
11/17/07	Kent State	17	105	0
Craig Sawyer (1)				
10/6/84	at William & Mary	15	100	1
Edward Saydee (1)				
11/5/22	South Florida	24	265	3



f TEMPLE FOOTBALL @temple_fb



100-YARD RECEIVING GAMES (1971-PRESENT)



Date	Opponent	Rec.	Yds.	Avg.	TD
Van Johnson (8)					
10/22/94	Syracuse	6	111	18.5	1
10/29/94	at Pittsburgh	6	103	17.2	0
11/12/94	West Virginia	5	144	28.8	1
9/7/96	Washington State	11	144	13.1	1
10/5/96	at Pittsburgh	7	214	30.6	3
10/26/96	at Rutgers	6	131	21.8	2
11/2/96	Miami (FL)	7	121	17.3	1
11/16/96	at Boston College	8	126	15.8	0
Jose Barbon (7)					
9/25/21	Wagner	8	130	16.3	0
9/10/22	Lafayette	8	118	14.8	0
10/1/22	at Memphis	5	134	26.8	0
10/13/22	at UCF	7	103	14.7	1
11/5/22	South Florida	8	103	12.9	1
11/12/22	at Houston	8	128	16.0	0
11/26/22	East Carolina	13	160	12.3	0
Jadan Blue (6)					
8/31/19	Bucknell	10	117	11.7	1
9/14/19	Maryland	5	132	26.4	1
11/7/19	at USF	11	121	11.0	0
11/16/19	Tulane	12	131	10.9	1
11/23/19	at Cincinnati	13	120	9.2	0
10/24/20	at Memphis	13	115	8.8	3
Willie Marshall (6)					
10/6/84	at William & Mary	4	123	30.8	1
10/5/85	at Cincinnati	6	124	20.7	1
10/26/85	at Syracuse	4	160	40.0	1
11/9/85	Pittsburgh	7	183	26.1	0
11/8/86	Boston College	9	139	15.4	1
11/15/86	at Alabama	5	115	23.0	0
Ventell Bryant (5)					
10/21/16	USF	5	115	23.0	0
11/19/16	at Tulane	9	168	18.6	1
12/27/16	Wake Forest	11	151	13.7	0
10/13/18	at Navy	8	147	18.4	1
11/1/18	at #9UCF	7	109	15.6	2
Troy Kersey (5)					
10/15/94	at Boston College	3	103	34.3	0
9/2/95	at Kansas State	5	118	23.6	1
9/30/95	Bowling Green	3	120	40.0	1
11/11/95	Virginia Tech	5	130	26.0	1
8/31/96	at East Michigan	7	178	25.4	1
Branden Mack (5)					
8/31/19	Bucknell	9	130	14.4	0
10/3/19	at ECU	9	107	11.9	0
10/12/19	Memphis	9	125	13.9	1
10/26/19	UCF	5	104	20.8	1
11/30/19	UConn	5	171	34.2	2
Robby Anderson (4)					
10/26/13	at SMU	9	239	26.6	2
11/16/13	UCF	8	184	23.0	2
10/22/15	at ECU	8	126	15.8	1
12/5/15	at #19 Houston	12	150	12.5	1
Michael Campbell (4)					
9/3/10	Villanova	8	127	15.9	1
10/2/10	at Army	5	124	24.8	2
11/6/10	at Kent State	5	137	27.4	0
11/16/10	Ohio	11	131	11.9	2
Jalen Fitzpatrick (4)					
10/19/13	Army	4	128	32.0	1
9/27/14	@UConn	6	108	18.0	1
10/11/14	Tulsa	5	107	21.4	1
11/15/14	@Penn State	4	113	28.25	1
Bruce Francis (4)					
9/29/07	at Army	6	133	21.2	1
11/2/07	at Ohio	8	101	12.6	1
11/1/08	at Navy	5	151	30.2	2
11/22/08	Eastern Michigan	9	125	13.9	4

Date	Opponent	Rec.	Yds.	Avg.	TD
Phil Goodman (4)					
9/6/03	Villanova	8	139	17.3	0
9/20/03	at Cincinnati	8	129	16.1	0
9/25/04	at Toledo	8	106	13.3	0
11/6/04	at West Virginia	9	102	25.5	1
Keith Gloster (4)					
10/5/85	at Cincinnati	3	132	44.0	1
9/20/86	Florida A&M	3	101	33.7	1
10/11/86	ECU	3	100	33.3	2
11/22/86	at Rutgers	5	125	25.0	2
Gerald Luceur (4)					
9/15/79	Drake	5	115	23.0	1
10/6/79	at Rutgers	7	142	20.3	2
10/29/79	Cincinnati	8	181	22.6	3
11/24/79	at Villanova	8	175	21.9	3
Amad Anderson (3)					
10/2/21	Memphis	3	108	36.0	1
10/21/22	Tulsa	8	112	14.0	1
10/29/22	at Navy	8	114	14.3	1
Zamir Cobb (3)					
8/30/03	at Penn State	6	105	17.5	0
9/6/03	Villanova	8	111	13.9	1
9/20/03	at Cincinnati	9	120	13.3	1
Sean Dillard (3)					
9/9/00	at Maryland	7	121	17.3	0
9/8/01	Toledo	5	113	22.6	0
11/24/01	UConn	9	148	16.4	2
Bruce Gordon, TE (3)					
9/17/05	Toledo	8	103	12.9	0
10/22/05	at Clemson	8	120	15.0	0
11/19/05	at Navy	10	125	12.5	1
Randy Grossman (3)					
9/29/73	at Holy Cross	6	100	16.7	0
11/17/73	at Drake	7	126	18.0	0
11/24/73	at Villanova	5	109	21.8	1
Adonis Jennings (3)					
11/26/16	ECU	6	100	16.6	0
12/27/16	Wake Forest	7	154	22.0	2
11/2/17	Navy	5	127	25.4	2
Randle Jones (3)					
10/24/20	at Memphis	12	118	9.8	0
9/11/21	at Akron	7	170	24.3	2
10/23/21	at USF	4	100	25.0	1
Steve Watson (3)					
11/05/77	Rutgers	3	102	34.0	1
11/19/77	at Villanova	8	112	14.0	0
9/16/78	at Drake	3	100	33.3	1
Ken Williams (3)					
9/18/76	Grambling	5	118	23.6	2
10/23/76	at Syracuse	9	150	16.6	0
10/30/76	Penn State	4	115	28.8	2
Marc Baxter (2)					
10/22/94	Syracuse	6	110	18.3	0
10/29/94	at Pittsburgh	3	102	34.0	0
Rich Drayton (2)					
10/29/88	at Rutgers	6	184	30.7	2
11/24/90	at Boston College	6	133	22.2	0
Clint Graves (2)					
10/14/72	West Virginia	11	115	10.4	1
11/11/72	Rhode Island	15	148	9.9	0
Jason Harper (2)					
11/12/08	at Kent State	10	209	20.9	2
11/28/08	Akron	6	115	19.2	0
Carlos Johnson (2)					
10/3/98	William & Mary	6	130	21.7	2
10/30/99	Rutgers	10	133	13.3	3
Mike Palys (2)					
10/22/88	at California	3	105	35.0	0
11/26/88	Boston College	3	155	51.7	3

Date	Opponent	Rec.	Yds.	Avg.	TD
Wiley Pitts (2)					
10/7/78	at William & Mary	11	104	9.4	0
9/15/79	Drake	4	102	25.5	2
Jahad Thomas (2)					
10/17/14	at Houston	3	150	50	0
10/6/16	at Memphis	6	121	20.0	2
Isaiah Wright (2)					
9/29/18	at Boston College	7	114	16.3	0
10/3/19	at ECU	9	104	11.6	1
Mike Blandina (1)					
9/22/73	Akron	3	113	37.7	1
Jim Brown (1)					
10/16/82	at Pittsburgh	6	116	19.3	1
Kenyatta Carter (1)					
9/19/98	at Boston College	6	108	18.0	0
Russell Carter (1)					
10/15/83	ECU	9	131	14.6	0
Ikey Chuku (1)					
9/18/04	Florida A&M	5	115	23.0	1
Chris Coyer, TE (1)					
11/30/13	at Memphis	3	129	43.0	1
George Deveney (1)					
9/22/90	at Wisconsin	4	101	25.3	0
Joe Dugan (1)					
10/29/77	at Cincinnati	7	105	15.0	0
Jamie Gilmore (1)					
10/11/14	Tulsa	2	100	50	0
Tracey Hall (1)					
9/19/81	at Delaware	5	107	21.4	0
Lew Lawhorn (1)					
10/03/92	at Washington St.	5	145	29.0	0
David Martin-Robinson (1)					
11/12/22	at Houston	10	114	11.4	1
Pete Righi (1)					
9/05/75	Penn State	7	150	21.4	0
Adonias Sanders (1)					
9/24/22	UMass	4	101	25.3	1
Travis Shelton (1)					
10/21/06	at North. Illinois	7	204	29.1	2
Leslie Shepherd (1)					
11/23/91	Akron	5	116	23.2	0
Tom Sloan (1)					
10/28/72	Delaware	3	112	37.3	1
Jeff Stempel (1)					
11/2/74	at Cincinnati	7	120	17.1	0
Terrence Stubbs (1)					
9/20/03	at Cincinnati	6	123	20.5	0
Kevin Walker (1)					
9/27/97	Maryland	5	112	22.4	0
Kedrick Whitehead (1)					
10/21/95	at ECU	7	113	16.1	0



200-YARD PASSING GAMES (1971-PRESENT)



Date	Opponent	Att.	Cmp.	Yds.	TD
Phillip Walker (27)					
10/11/13	at Cincinnati	22	12	200	2
10/19/13	Army	16	10	203	2
10/26/13	at SMU	37	26	293	4
11/2/13	at Rutgers	31	21	203	2
11/16/13	UCF	44	26	382	4
11/23/13	UConn	46	26	280	1
11/30/13	at Memphis	32	20	328	4
8/28/14	at Vanderbilt	34	23	207	2
9/6/14	Navy	49	29	240	2
9/27/14	at UConn	29	20	231	1
10/11/14	Tulsa	31	15	294	2
10/17/14	at Houston	29	12	259	1
12/6/14	at Tulane	38	20	255	1
9/19/15	at UMass	48	28	391	1
10/22/15	at ECU	35	19	250	1
11/6/15	at SMU	25	18	268	4
11/14/15	at USF	48	20	259	1
11/21/15	Memphis	26	14	261	2
12/5/15	at #19 Houston	44	26	287	1
12/22/15	Toledo [BRB]	42	23	236	0
9/17/16	at Penn State	34	25	286	0
9/24/16	Charlotte	26	15	268	2
10/6/16	at Memphis	59	36	445	2
10/21/16	USF	21	14	209	1
11/4/16	at UConn	18	12	215	3
11/19/16	at Tulane	33	18	337	2
12/27/16	Wake Forest [MB]	49	28	396	2
Anthony Russo (20)					
9/15/18	at Maryland	25	15	228	1
9/29/18	at Boston College	45	20	255	0
10/6/18	ECU	25	21	254	4
10/13/18	at Navy	31	23	300	1
10/20/18	#20 Cincinnati	41	20	237	3
11/1/18	at #9UCF	52	31	444	4
11/10/18	at Houston	22	14	217	0
11/17/18	USF	34	20	264	0
12/27/18	Duke [IB]	46	25	228	1
8/31/19	Bucknell	41	32	409	4
9/14/19	Maryland	37	20	277	3
9/21/19	at Buffalo	51	25	258	3
10/3/19	at ECU	34	23	208	1
10/12/19	Memphis	33	20	224	2
11/16/19	Tulane	38	22	221	2
11/23/19	at Cincinnati	43	24	228	1
11/30/19	UConn	23	14	247	2
10/10/20	at Navy	30	21	206	1
10/17/20	USF	42	30	270	4
10/24/20	at Memphis	63	41	387	4
Henry Burris (15)					
9/17/94	ECU	44	18	270	1
9/24/94	at Army	39	21	218	1
10/1/94	Penn State	42	23	323	2
10/15/94	at Boston College	28	17	241	1
10/22/94	Syracuse	53	32	392	4
10/29/94	at Pittsburgh	42	21	336	2
11/5/94	at Rutgers	32	20	245	3
11/12/94	West Virginia	38	20	291	2
9/30/95	Bowling Green	37	16	281	2
10/21/95	at ECU	42	20	297	2
8/31/96	at Eastern Michigan	29	16	284	2
9/7/96	Washington State	33	23	268	1
10/5/96	at Pittsburgh	41	25	445	3
11/2/96	Miami (FL)	28	14	235	3
11/16/96	at Boston College	34	16	252	1
Mike McGann (13)					
9/22/01	at Bowling Green	46	23	256	0
10/27/01	Pittsburgh	20	15	240	0
8/29/02	Richmond	31	18	213	2
9/28/02	Cincinnati	32	15	208	1
10/12/02	Syracuse	38	20	340	2
10/26/02	at Virginia Tech	32	17	230	1
11/9/02	at Pittsburgh	38	25	221	0
9/6/03	Villanova	27	17	238	1

Date	Opponent	Att.	Cmp.	Yds.	TD
9/20/03	at Cincinnati	46	26	338	2
9/27/03	at Louisville	45	24	304	1
9/1/05	at Arizona State	37	18	203	1
10/22/05	at Clemson	38	23	298	1
11/19/05	at Navy	38	24	245	1
Adam DiMichele (11)					
10/20/06	at Northern Illinois	29	20	322	3
11/4/06	Central Michigan	35	24	228	3
9/22/07	at Bowling Green	41	27	299	4
9/29/07	at Army	42	23	314	2
10/6/07	Northern Illinois	32	18	202	0
10/13/07	at Akron	34	23	242	3
9/13/08	at Buffalo	33	24	285	3
11/1/08	at Navy	28	21	340	3
11/12/08	at Kent State	29	17	282	3
11/22/08	Eastern Michigan	37	21	370	6
11/28/08	Akron	30	15	220	0
Tim Riordan (9)					
9/11/82	at Syracuse	23	16	220	2
10/16/82	at Pittsburgh	29	18	241	2
10/30/82	Cincinnati	22	16	219	4
11/13/82	at Colgate	37	21	239	0
11/29/82	ECU	33	22	248	1
10/8/83	at Cincinnati	36	22	269	1
10/15/83	ECU	48	24	281	1
10/29/83	at Georgia	36	18	211	2
11/12/83	Louisville	27	17	201	1
Lee Saltz (9)					
10/20/84	Delaware	28	15	219	1
9/7/85	at Boston College	32	14	204	1
10/5/85	at Cincinnati	20	14	307	2
10/26/85	at Syracuse	21	11	281	2
11/9/85	Pittsburgh	27	16	250	0
9/6/86	at Penn State	32	19	202	0
11/8/86	Boston College	23	14	208	1
11/15/86	at Alabama	27	17	202	1
11/22/86	at Rutgers	19	11	209	2
Walter Washington (8)					
11/22/03	Pittsburgh	40	24	278	1
9/18/04	Florida A&M	26	16	222	1
9/25/04	at Toledo	36	15	205	0
10/9/04	Pittsburgh	44	30	314	3
10/16/04	at Rutgers	39	21	219	0
10/23/04	at UConn	44	21	276	2
11/6/04	at West Virginia	24	16	206	1
11/20/04	Boston College	38	25	283	2
Steve Joachim (7)					
9/22/73	Akron	14	10	217	2
9/14/74	at Rhode Island	21	13	245	3
9/28/74	at Boston College	33	21	205	3
10/5/74	Marshall	16	11	203	2
10/26/74	Delaware	31	13	219	2
11/2/74	at Cincinnati	32	15	245	0
11/16/74	at West Virginia	24	18	208	2
Frank Nutile (7)					
10/21/17	at Army	29	20	290	1
11/2/17	Navy	30	22	289	4
11/10/17	at Cincinnati	30	19	224	1
11/18/17	#15 UCF	40	17	201	2
11/25/17	at Tulsa	28	20	262	3
12/21/17	FIU [BBMGB]	28	18	254	1
9/8/18	Buffalo	31	15	216	3
E.J. Warner (7)					
9/17/22	Rutgers	32	19	215	1
10/1/22	at Memphis	37	18	245	0
10/13/22	at UCF	43	24	234	1
10/29/22	at Navy	48	24	268	1
11/5/22	South Florida	36	27	344	2
11/12/22	at Houston	59	42	486	3
11/26/22	East Carolina	63	45	527	5

Date	Opponent	Att.	Cmp.	Yds.	TD
Matt Baker (6)					
11/21/87	Rutgers	39	17	229	1
10/22/88	at California	28	16	264	1
10/29/88	at Rutgers	29	17	313	3
11/12/88	Akron	15	9	203	3
11/26/88	Boston College	14	7	203	3
10/20/90	Virginia Tech	35	23	270	1
Brian Broomell (5)					
9/8/79	at West Virginia	19	11	212	2
9/15/79	Drake	17	13	259	4
10/6/79	at Rutgers	20	14	246	2
10/29/79	Cincinnati	22	14	313	5
11/24/79	at Villanova	26	17	287	3
Logan Marchi (5)					
9/2/17	at Notre Dame	35	19	245	2
9/9/17	Villanova	34	20	274	0
9/15/17	UMass	37	22	248	3
10/7/17	at ECU	31	19	321	2
10/14/17	UConn	54	33	356	1
Devin Scott (5)					
9/2/99	Maryland	51	32	228	0
10/2/99	at Pittsburgh	31	24	200	0
10/23/99	at West Virginia	47	24	297	2
10/30/99	Rutgers	45	36	311	2
9/9/00	at Maryland	34	24	336	0
Mike Gerardi (4)					
10/30/10	Akron	22	15	209	1
11/6/10	at Kent State	29	21	368	2
11/17/10	Ohio	48	28	311	2
9/1/11	Villanova	20	14	235	2
Pat Carey (4)					
9/5/75	Penn State	31	12	219	0
11/8/75	Rhode Island	16	11	203	3
10/2/76	Delaware	25	13	208	1
12/11/77	Grambling (Tokyo)	21	12	206	0
Tink Murphy (4)					
11/8/80	West Virginia	27	14	231	3
9/5/81	William & Mary	24	14	230	3
9/19/81	at Delaware	44	20	285	0
10/17/81	at Rutgers	20	15	204	0
Vaughn Charlton (3)					
11/10/07	Penn State	43	26	238	0
9/3/09	Villanova	28	19	317	2
9/19/09	at Penn State	33	15	205	0
Pat Bonner (2)					
9/27/97	Maryland	22	11	203	0
10/18/97	at Syracuse	21	12	207	0
Terry Gregory (2)					
10/23/76	at Syracuse	20	12	200	1
10/30/76	Penn State	35	19	290	4
D'Wan Mathis (2)					
9/25/21	Wagner	32	22	292	2
10/2/21	Memphis	49	35	322	3
Anthony Richardson (2)					
11/11/89	at ECU	37	22	305	2
11/10/90	at Pittsburgh	20	15	241	1
Doug Shobert (2)					
9/23/72	at Boston College	42	22	227	1
10/23/72	Delaware	30	13	230	1
Mac DeVito (1)					
11/24/01	UConn	18	13	202	4
Phil Lang (1)					
9/8/93	at Eastern Michigan	26	15	218	1
Justin Lynch (1)					
9/11/21	at Akron	23	19	255	2
Chester Stewart (1)					
9/3/10	Villanova	27	16	200	1
James Thompson (1)					
10/3/87	at Penn State	27	17	213	0

TEMPLE FOOTBALL @temple_fb



TEMPLE TUFF



BOWL HISTORY



Date	Bowl/Opponent	Temple Coach	Result	Stadium Location
Jan. 1, 1935	Sugar Bowl/ #13 Tulane	Pop Warner	L, 14-20	Tulane Stadium/New Orleans, La.
Dec. 15, 1979	Garden State Bowl II/ California	Wayne Hardin	W, 28-17	Giants Stadium/East Rutherford, N.J.
Dec. 29, 2009	EagleBank Bowl/ UCLA	Al Golden	L, 21-30	RFK Stadium/ Washington, D.C.
Dec. 17, 2011	Gildan New Mexico Bowl/ Wyoming	Steve Addazio	W, 37-15	UNM Stadium/Albuquerque, N.M.
Dec. 22, 2015	Marmot Boca Raton Bowl/ Toledo	Matt Rhule	L, 17-32	FAU Stadium/Boca Raton, Fla.
Dec. 27, 2016	Military Bowl/ Wake Forest	Ed Foley	L, 26-34	Navy-Marine Corps Memorial Stadium/Annapolis, Md.
Dec. 21, 2017	Gasparilla Bowl/ FIU	Geoff Collins	W, 28-3	Tropicana Field/St. Petersburg, Fla.
Dec. 27, 2018	Independence Bowl/ Duke	Ed Foley	L, 27-56	Independence Stadium/Shreveport, La.
Dec. 27, 2019	Military Bowl/ UNC	Rod Carey	L, 13-55	Navy-Marine Corps Memorial Stadium/Annapolis, Md.

Bowl Participation

Name	09	11	15	16	17	18	19	T
Aaron Adu							x	1
Shahbaz Ahmed			S					1
Ryan Alderman		x						1
Kareem Ali			x					1
Jarred Alwan			S	S				2
Robby Anderson			S					1
Daniel Archibong			S	S	S			3
Ryquell Armstead		x	x	S				3
Boye Aromire		x						1
Jeremiah Atoki			x	x				2
Matt Balsavage		x	S					2
Khrist Banks			x					1
Jose Barbon			S					1
Adam Barry			x					1
Trad Beatty			x					1
Samuel Benjamin		x						1
Wyatt Benson		x						1
Jadan Blue			S					1
Morris Blueford			x					1
Cody Booth			x					1
Freddie Booth-Lloyd			x	x	x			3
Cole Boozer			S	S				2
Aaron Boumerhi		x	x					2
Conner Bowler			x					1
Pat Boyle		x	S					2
Sean Boyle		x						1
Shaun Bradley		x	x	S	S			4
Tom Bradley		x	x					2
Christian Braswell			S	S				2
Wilbert Brinson		x						1
Kimere Brown			x	x				2
Levi Brown			S					1
Matt Brown		x	x					2
Morkeith Brown			S					1
Jake Brownell		x						1
Keyvone Bruton			x	x	x			3
Ventell Bryant		x	x	x	S			4
Nyles Bynum		x						1
Tomas Cabrera		x						1
Michael Campbell		S						1
Steve Caputo		S						1
Vaughn Carraway		x	x					2
Brian Carter		S	x	S				3
Todd Centeio			x	x				2
Sean Chandler		S	S	S				3
Vaughn Charlton		S						1
John Christopher		x						1
Brandon Chudnoff		x						1
Elijah Clark			x					1
Chris Coyer		S						1
Linwood Crump		x	x	S				3
Anthony Cruz			x	x				2
Kadeem Custis		x						1
Re'Mahn Davis			S					1
Dion Dawkins		S	S					2
Kevin DeCaesar			x	x				2
Romond Deloatch		S	x					2
Derek Dennis		S						1
Karamo Dioubate		x	x	x	x			4
Michael Dogbe		x	S	x	S			4
Michael Doty		x						1
Arnold Ebiketie			x	x				2
Andrew Eisenon			x					1
Marshall Elick		x	x					2
Avery Ellis		x	x					2
Malcolm Eugene		x						1
Kwesi Evans			x					1
Jovahn Fair		S	S	S	S			4
Matt Falcone		x						1
Michael Felton			x					1
Anthony Ferla		x						1
Sharif Finch		x	x	S				2
Jalen Fitzpatrick		x						1
Jared Folks			x					1
Jonny Forrest			x					1
Artrel Foster		x	S	S				2
Sam Franklin		x	S	S	S			4
Kyle Friend		S						1
Ron Gaines			x					1
Jager Gardner				x		S		2
Mike Gerardi				x				1
Justin Gildea		x	S					2
J.D. Gomez					x			1
Isaiah Graham-Mobley				x	x			2
Delano Green		x						1
Marcus Green			x					1
Kee-ayre Griffin			S					1
Daishaun Grimes				x				1
Nate Hairston			x	x				2
John Haley			S					1
Kenneth Harper			x					1
Dominique Harris			S					1
Will Hayes			S					1
Matt Hennessy				S	S	S		3
Jimmy Hogan					S			1
David Hood				x	x	x		3
Joseph Hooper					S			1
Chris Hutton				x				1
Matt Ioannidis				x				1
Audley Isaacs					x	x		2
Alex Jackson				x				1
Aaron Jarman					x			1
Jaiquawn Jarrett			S					1
Cequan Jefferson				x	x			2
Adonis Jennings				x	S	S		3
Jeremy Jennings				x	x			2
Thomas Joe-Kamara					x			1
Freddie Johnson				x	x	S		3
Kamal Johnson				x				1
Leon Johnson				x	S	S		3
Stephan Johnson				S				1
Zamel Johnson				S				1
Austin Jones				x				1
Joe Jones			S	S				2
Maurice Jones			S	x				2
Mike Jones					S			1
Randle Jones					x	S		2
Todd Jones				x	x	S	x	4
Layton Jordan						x		1
Alex Joseph				S				1
Elijah "Peanut" Joseph				S				1
Elisha "Eli" Joseph				S				1
Amara Kamara				x				1
DeAndre Kelly					x	x		2
Travon King					x			1
Keith Kirkwood				x	S			2
Adam Klein					S	S		2
Sam Kramer						x		1
Kevin Kroboth			x	S				2
William Kwenkeu				x	S	x	x	4
Jacob LaFree						x		1
Cole Lerch						x	x	2
Corey Lerch					x	x	x	3
Dana Levine					x	x	S	4
Marquise Liverpool				S				1
Eric Lofton				S				1
Brandon Mack					x	S	S	3
Colin Madison				S				1
Ifeanyi Maijeh					x	S		2
Saladeem Major				S				1
Travis Malinowski					x	x		2
Steve Maneri				S				1
Stephau Marshall					x	S		2
Jacob Martin					x	S		1
Jordan Martin				x				2
Praise Martin-Oguike				x	S			2
David Martin-Robinson					x	S		2
Ty Mason					x	x		2
Tyler Matakovich					S			1
Tyler Mayes					x			1
Brendan McGowan					S			1
James McHale					x	x	x	3
Brandon McManus				x	x			2
Lamar McPherson					x			1
Zack Mesday					x	x		2
Deon Miller				S				1
Will Mobley					x	x		2
Ayron Monroe						x		1
Chauncey Moore						x		1
Isaac Moore							x	2
Darius Morris			S					1
Chris Myarick					x	S	x	3
Andre Neblett					S			1
Jaime Newman					x	x		1
James Nixon				x				1
Frank Nuttle					S			1
David Nwaogwugwu							x	1
John Palumbo					S			1
Kip Patton						x		1
Nick Picozzi							x	1
Vincent Picozzi						x	S	2
Bernard Pierce			S	S				2
Leon Pinto						x		1
Boaz Pogue						x	x	2
Darryl Pringle					x			1
Wisdom Quarshie							x	1
Delvon Randall					x	S	S	4
Kadas Reams							x	1
Haason Reddick					S	S		2
Evan Regas					x			1
George Reid							x	2
Yvandy Rigby							x	1
Rob Ritrovato					x	S	x	3
Kevin Robertson							x	1
Anthony Robey					S			1
Adrian Robinson					S	S		2
Averee Robinson					S	S		2
Jaelin Robinson					x	x	S	3
Jake Robinson						x	x	3
Quincy Roche						x	x	3
Evan Rodriguez					S	S		2
Aaron Ruff							x	2
Tayvon Ruley							x	1
Chapelle Russell						S	S	2
Anthony Russo						x	S	1
3Sean Ryan							x	1
Brian Sanford					x			1
Edward Saydee							x	1
John Schonbrunner					S			1
Nick Sharga					x	S	x	3
Brandon Shippen					S			1
Cortelle Simpson						x		1
Ahkeem Smith						x		1
Chris Smith						x		1
Jordan Smith							x	1
Nate D. Smith						S		1
Nate L. Smith						S	x	2
Alex Starzyk						x	x	3
Victor Stoffel							x	1
Rod Streater					x			1
Adrian Sullivan						S	x	2
Jullian Taylor							x	1
Derrek Thomas						S	x	2
Gordon Thomas							x	1
Jahad Thomas						S	S	2
Jyquis Thomas						x		2
Colin Thompson						x	S	2
Wayne Tribe						x	S	2
Amir Tyler								1
Devin Tyler						S		1
Phillip Walker						S	S	2
Martin Wallace						S		1
Benny Walls						x	x	4
Hershey Walton						S		1
Greg Webb						x	x	2
Quinten White						x		1
Tahir Whitehead						x	S	2
Muhammad Wilkerson						S		1
Avery Williams						S	S	2
Travon Williams						x	x	3
DaeSean Winston						x	x	2
Isaiah Wright						x	x	3
Brodrick Yancy								

TEMPLE BOWL RECORDS



TEMPLE		OPPONENTS	
HIGHS	LOWS	HIGHS	LOWS
23, Wyoming (2011)	13, Tulane (1935)	FIRST DOWNS Total	33, UNC (2019) 22, Wake Forest (2016) 15, UNC (2019)
17, California (1979)	3, Duke (2018)	Rushing	10, Tulane (1935) 3, California (1979)
15, Duke (2018)	4, Wyoming (2011) 4, California (1979)	Passing	7, Wyoming (2011)
3, UNC (2019) 3, Toledo (2015) 3, Wyoming (2011)	0, California (1979)	Penalty	0, Duke (2018) 0, Toledo (2015) 0, Wyoming (2011) 0, UCLA (2009)
51, Wyoming (2011)	23, Wake Forest (2016)	RUSHING Attempts	43, Wake Forest (2016) 43, Wyoming (2011)
255, Wyoming (2011)	-20, Wake Forest (2016)	Net Yards	23, California (1979)
6.4, California (1979)	-0.9, Wake Forest (2016)	Yards per Carry	2.2, FIU (2017)
3, FIU (2017) 3, Wyoming (2011)	0, Wake Forest (2016)	Touchdowns	0, FIU (2017) 0, Wyoming (2011) 0, UCLA (2009) 0, California (1979)
49, Wake Forest (2016)	12, Wyoming (2011) 12, California (1979)	PASSING Attempts	44, Duke (2018) 16, Tulane (1935)
28, Wake Forest (2016)	3, Tulane (1935)	Completions	8, Tulane (1935)
667, Wyoming (2011)	231, Tulane (1935)	Completion Pct.	483, Wake Forest (2016)
396, Wake Forest (2016)	19, Tulane (1935)	Yards	88, Tulane (1935)
2, UNC (2019) 2, UCLA (2009)	0, FIU (2017) 0, Wyoming (2011) 0, California (1979)	Interceptions	0, UNC (2019) 0, Toledo (2015)
2, Wake Forest (2016) 2, California (1979)	0, Toledo (2015)	Touchdowns	0, FIU (2017)
79, California (1979)	38, Tulane (1935)	TOTAL OFFENSE Plays	83, Duke (2018) 41, Tulane (1935)
424, Wyoming (2011)	201, Tulane (1935)	Net Yards	563, Duke (2018) 228, Tulane (1935)
6.7, Wyoming (2011)	3.7, Duke (2018)	Avg./Play	71, UNC (2019) 3.5, FIU (2017)
3, Toledo (2015) 3, California (1979)	0, Wyoming (2011)	PUNT RETURNS Number	4, UCLA (2009) 1, UNC (2019) 1, Toledo (2015) 1, Wyoming (2011)
33, Toledo (2015)	-1, Wake Forest (2016)	Yards	2, Wake Forest (2016)
7, Duke (2018)	0, UNC (2019) 0, FIU (2017)	KICKOFF RETURNS Number	5, FIU (2017) 5, Wake Forest (2016) 5, UCLA (2009)
174, Duke (2018)	0, FIU (2017)	Yards	134, Wake Forest (2016) 38, UNC (2019)
3, Duke (2018) 3, Wyoming (2011)	0, UNC (2019) 0, Toledo (2015)	INT RETURNS Number	2, UNC (2019) 0, FIU (2017) 0, California (1979)
61, Duke (2018)	0, UNC (2019) 0, FIU (2017) 0, Toledo (2015)	Yards	0, FIU (2017) 0, Toledo (2015) 0, California (1979)
12, Tulane (1935)	1, Wyoming (2011)	PUNTS Number	10, Tulane (1935) 0, UNC (2019)
363, Tulane (1935)	40, Wyoming (2011)	Yards	345, Tulane (1935) 0, UNC (2019)
43.2, Duke (2018)	30.3, Tulane (1935)	Average	47.0, Toledo (2015) 34.6, Wake Forest (2016)
10, FIU (2017)	3, Duke (2018) 3, UCLA (2009)	PENALTIES Number	9, Toledo (2015) 4, Duke (2018) 4, UCLA (2009)
86, FIU (2017)	10, UCLA (2009)	Yards	68, Wake Forest (2016) 30, Duke (2018)
3, Wake Forest (2016)	0, UNC (2019) 0, UCLA (2009)	FUMBLES Number	3, California (1979) 0, UCLA (2009)
1, Duke (2018) 1, FIU (2017)	0, UNC (2019) 0, Toledo (2015)	Lost	0, Duke (2018) 0, Wake Forest (2016) 0, Toledo (2015) 0, Wyoming (2011) 0, UCLA (2009)
1, Wake Forest (2016)	0, Wyoming (2011) 0, UCLA (2009)		
1, California (1979)			
37, Wyoming (2011)	13, UNC (2019)	SCORING Points	56, Duke (2018) 3, FIU (2017)
4, Duke (2018) 4, FIU (2017)	0, Toledo (2015)	PAT Attempts	8, Duke (2018) 0, FIU (2017)
4, Wyoming (2011) 4, FIU (2017)	0, Toledo (2015)	PAT Conversions	8, Duke (2018) 0, FIU (2017)
4, Wyoming (2011)			
4, Wake Forest (2016)	0, Duke (2018) 0, FIU (2017) 0, UCLA (2009) 0, Tulane (1935)	FG Attempts	2, FIU (2017) 0, Duke (2018) 0, Tulane (1935)
4, Wake Forest (2016)	0, UNC (2019) 0, Duke (2018) 0, FIU (2017)	FG Made	2, Wake Forest (2016) 0, Wyoming (2011) 0, UCLA (2009)
4, Duke (2018) 4, FIU (2017)	0, Tulane (1935) 1, Toledo (2015)	Touchdowns	2, California (1979) 2, Wake Forest (2016) 2, UCLA (2009) 0, Duke (2018) 0, Wyoming (2011) 0, UCLA (2009)
4, Wyoming (2011) 4, California (1979)			8, Duke (2018) 0, FIU (2017)
7, FIU (2017)	0, UNC (2019) 0, Toledo (2015)	MISCELLANEOUS Sacks By	4, Wake Forest (2016) 0, Wyoming (2011)
.615 (8/13), Wyoming (2011)	.083 (1/12), Wake Forest (2016)	3rd Down Conv. Pct.	.267 (4/15), FIU (2017)
1.000 (1/1), Wyoming (2011)	.000 (0/3), Duke (2018)	4th Down Conv. Pct.	1.000 (1/1), UNC (2019) 0.000 (0/1), Toledo (2015)
32:33, Wyoming (2011)	25:53, Duke (2018)	Time of Possession	34:07, Duke (2018) 27:27, Wyoming (2011)
93, FIU (2017) [5 plays, 1:48, TD]		Longest TD Drive (Yds)	88, UNC (2019) [9 plays, 4:30]
93, FIU (2017) [5 plays, 1:48, TD]		Longest Drive (Yards)	88, UNC (2019) [9 plays, 4:30, TD]
14, UNC (2019) [50 yards, 5:26, missed FG]		Longest Drive (Plays)	16, UNC (2019) [66 yards, 5:41, FG]
14, California (1979) [78 yards, 5:58, TD]			
6:34, Wyoming (2011) [13 plays, 60 yards, FG]		Longest Drive (Time)	7:43, UNC (2019) [12 plays, 52 yards, TD]



BOWL RECORDS



	TEMPLE	OPPONENT
RUSHING		
Attempts	25, Bernard Pierce, Wyoming (2011)	17, Cade Carney, Wake Forest (2016)
Net Yards	112, Mark Bright, California (1979)	79, Kareem Hunt, Toledo (2015)
Touchdowns	2, Bernard Pierce, Wyoming (2011) 2, Kevin Duckett, California (1979)	2, Antonio Williams, UNC (2019)
Long Run	35, Joe Jones, Wyoming (2011)	41, Kareem Hunt, Toledo (2015)
PASSING		
Attempts	49, Phillip Walker, Wake Forest (2016)	41, Daniel Jones, Duke (2018)
Completions	28, Phillip Walker, Wake Forest (2016)	30, Daniel Jones, Duke (2018)
Completion Pct.	.667, Chris Coyer, Wyoming (2011)	.732, Daniel Jones, Duke (2018)
Yards	396, Phillip Walker, Wake Forest (2016)	423, Daniel Jones, Duke (2018)
Interceptions	2, Vaughn Charlton, UCLA (2009)	3, Brett Smith, Wyoming (2011)
Touchdowns	2, Phillip Walker, Wake Forest (2016) 2, Brian Broomell, California (1979)	5, Daniel Jones, Duke (2018)
Longest Pass	61, Chris Coyer, Wyoming (2011)	85t, Daniel Jones, Duke (2018)
RECEPTIONS		
Receptions	11, Ventell Bryant, Wake Forest (2016)	12, T.J. Rahming, Duke (2018)
Yards	154, Adonis Jennings, Wake Forest (2016)	240, T.J. Rahming, Duke (2018)
Touchdowns	2, Adonis Jennings, Wake Forest (2016)	2, Dazz Newsome, UNC (2019) 2, T.J. Rahming, Duke (2018) 2, Dick Hardy, Tulane (1935)
Long Play	61, Rod Streater, Wyoming (2011)	85t, T.J. Rahming, Duke (2018)
TOTAL OFFENSE		
Plays	75, Phillip Walker, Toledo (2015)	63, Brett Smith, Wyoming (2011)
Total Yards	156, Matt Brown, UCLA (2009)	257, T.J. Rahming, Duke (2018)
PUNT RETURNS		
Number	3, Sean Chandler, Toledo (2015)	4, Terrence Austin, UCLA (2009)
Yards	33, Sean Chandler, Toledo (2015)	57, Terrence Austin, UCLA (2009)
Longest Return	14, Sean Chandler, Toledo (2015)	47, Terrence Austin, UCLA (2009)
KICKOFF RETURNS		
Number	6, Isaiah Wright, Wake Forest (2016)	5, Bryce Singleton, FIU (2017) 5, Terrence Austin, UCLA (2009)
Yards	169, Isaiah Wright, Wake Forest (2016)	133, J. Armstrong, W.Forest (2016)
Longest Return	74, Isaiah Wright, Duke (2018)	85, Claude Simons, Tulane (1935)
INTERCEPTION RETURNS		
Number	1, Linwood Crump, Duke (2018) 1, Delvon Randall, Duke (2018) 1, Benny Walls, Duke (2018) 1, Shaun Bradley, FIU (2017) 1, Sean Chandler, FIU (2017) 1, Sean Chandler, Wake Forest (2016) 1, Delvon Randall, Wake Forest (2016) 1, Anthony Robey, Wyoming (2011) 1, Kee-ayre Griffin, Wyoming (2011) 1, Kevin Kroboth, Wyoming (2011) 1, Marquise Liverpool, UCLA (2009) 1, Rick McCoy, California (1979)	Storm Duck, UNC (2019) Tomon Fox, UNC (2019) 1, Brandon Feamster, Duke (2018) 1, Duke Ejiolor, Wake Forest (2016) 1, Juwan Haynes, Toledo (2015) 1, Akeem Ayers, UCLA (2009) 1, Rahim Moore, UCLA (2009)
Yards	52, Delvon Randall, Duke (2018)	20, Storm Duck, UNC (2019)
Longest Return	52t, Delvon Randall, Duke (2018)	20t, Storm Duck, UNC (2019)
KICKOFFS		
Number	8, Brandon McManus, Wyoming (2011)	9, A.J. Reed, Duke (2018)
Yards	535, Brandon McManus, Wyoming (2011)	529, A.J. Reed, Duke (2018)
Average	66.9, Brandon McManus, Wyoming (2011)	65.0, Sean Young, FIU (2017)

	TEMPLE	OPPONENT
PUNTS		
Number	7, Jake Brownell, UCLA (2009)	8, Jeff Locke, UCLA (2009)
Yards	244, Jake Brownell, UCLA (2009)	326, Jeff Locke, UCLA (2009)
Average (min. 3 punts)	45.2, Alex Starzyk, Toledo (2015)	47.0, Nick Ellis, Toledo (2015)
Longest Punt	71, Alex Starzyk, Toledo (2015)	64, Nick Ellis, Toledo (2015)
SCORING		
Points	14, Aaron Boumerhi, Wake Forest (2016)	12, Dazz Newsome, UNC (2019) 12, Antonio Williams, UNC (2019) 12, T.J. Rahming (2018) 12, Kareem Hunt, Toledo (2015)
Points by Kicking	14, Aaron Boumerhi, Wake Forest (2016)	10, Mike Weaver, Wake Forest (2016)
Touchdowns	2, Adonis Jennings, Wake Forest (2016) 2, Bernard Pierce, Wyoming (2011) 2, Kevin Duckett, California (1979)	2, Dazz Newsome, UNC (2019) 2, Antonio Williams, UNC (2019) 2, T.J. Rahming (2018) 2, Kareem Hunt, Toledo (2015) 2, Dick Hardy, Tulane (1935)
PAT Attempts	4, Will Mobley, Duke (2018) 4, Aaron Boumerhi, FIU (2017) 4, Brandon McManus, Wyoming (2011) 4, Ron Fioravanti, California (1979)	4, Mike Weaver, Wake Forest (2016) 4, Jameson Vest, Toledo (2015)
PAT Conversions	4, Aaron Boumerhi, FIU (2017) 4, Brandon McManus, Wyoming (2011)	8, A.J. Reed, Duke (2018) 4, Mike Weaver, Wake Forest (2016)
2-Point Conv. Att.	1, P.Walker to R.Anderson, Toledo (2015)	1, Brett Smith, Wyoming (2011) 1, Rosario Nelson, UCLA (2009)
2-Point Conv. Made	1, P.Walker to R.Anderson, Toledo (2015)	1, Brett Smith, Wyoming (2011) 1, Rosario Nelson, UCLA (2009)
FG Attempts	4, Aaron Boumerhi, Wake Forest (2016)	2, Jose Borregales, FIU (2017) 2, Kai Forbath, UCLA (2009) 2, Mick Luckhurst, California (1979)
FG Made	4, Aaron Boumerhi, Wake Forest (2016)	2, Kai Forbath, UCLA (2009)
Longest FG Made	45, Aaron Boumerhi, Wake Forest (2016)	42, Kai Forbath, UCLA (2009)
DEFENSE		
Tackles	14, Steve Conjar, California (1979) 14, Mike Curcio, California (1979)	15, Greg Bracelin, California (1979)
Solo Tackles	7, Delvon Randall, Duke (2018) 7, Delvon Randall, FIU (2017)	10, Anthony Wint, FIU (2017)
Assisted Tackles	10, Tyler Matakovich, Toledo (2015) 10, Steve Conjar, California (1979)	11, Greg Bracelin, California (1979)
Tackles for Loss	3.0, Ken Streich, California (1979)	2.5, T.Brown, Wake Forest (2016)
Sacks	3.0, Guy Peters, California (1979)	2.0, Josh Banks, Wake Forest (2016) 2.0, Kyle Bosworth, UCLA (2009)
QB Hurries	2, Muhammad Wilkerson, UCLA (2009)	2, Treyvon Hester, Toledo (2015) 2, Trent Voss, Toledo (2015)
Passes Broken Up	2, Linwood Crump, FIU (2017) 2, Derrek Thomas, Wake Forest (2016) 2, Roberts Keels, California (1979)	4, Josh Blackwell, Duke (2018)
Fumbles Forced	1, Benny Walls, UNC (2019) 1, Dana Levine, FIU (2017) 1, Jarred Alwan, Wake Forest (2016) 1, Marcus Green, Wyoming (2011)	1, Drew Jordan, Duke (2018) 1, T.Brown, Wake Forest (2016) 1, E.Bassey, Wake Forest (2016) 1, Ja'Wuan Woodley, Toledo (2015)
Fumbles Recovered	1, Benny Walls, UNC (2019) 1, Freddie Booth-Lloyd, FIU (2017) 1, Guy Peters, California (1979)	1, Brandon Feamster, Duke (2018) 1, Bryce Canady, FIU (2017) 1, D.Diemel, Wake Forest (2016) 1, Kirk Karacozoff, California (1979) 1, Harvey Salem, California (1979) 1, Mike Harmon, California (1979)
Blocked Kicks	—	1, Jason Strowbridge, UNC (2019)



1935 SUGAR BOWL



#13 Tulane 20, #3 Temple 14
January 1, 1935
Tulane Stadium, New Orleans, La.

NEW ORLEANS, La. — The Mid-Winter Sports Association of New Orleans was formed in 1934 to formulate plans for an annual New Year's Day football classic. On Dec. 2, 1934, the Association's executive board selected Tulane (9-1), unbeaten in the South, and unbeaten Temple (7-0-2), coached by Glenn "Pop" Warner, to play in the first game.

The game was a financial and artistic success; however, the final 20-14 result was a heart-breaker for Temple fans. The Owls built up a 14-point lead only to see Tulane score touchdowns in the second, third, and fourth quarters to win the game.

The inaugural Sugar Bowl turned into a contest between two All-Americans—Temple's Dave Smukler (who played all 60 minutes) and Tulane's Claude "Monk" Simons. After the Owls' Danny Testa scored the first touchdown in Sugar Bowl history with a seven-yard TD reception from Smukler. Smukler rushed for second score. With Smukler converting both extra points, the Owls were up 14-0.

On the next kickoff, Johnny McDaniel received the ball and lateraled to Simons, who scampered 85 yards for a touchdown. The Owls held a 14-7 edge at halftime.

Dick Hardy scored the tying touchdown in the third quarter on an 11-yard pass from Bucky Bryan.

With less than three minutes left, Hardy notched the game-winning score on a 43-yard reception in the end zone. Temple blocked the extra point attempt, but was unable to score on its final drive. The hometown team would go on to win the first Sugar Bowl.

Tulane Stadium served as home for the Sugar Bowl until 1975 when it moved to its present site— the Louisiana Superdome.

Temple Notables

> Team captain — Pete Stevens

> Temple took the train from Philadelphia to Baton Rouge,



La., a three-day ride.

> During a stop in Atlanta, Ga., the Owls stretched their legs on the station platform and held a 10-minute "workout" with a loaf of bread as a football.

> Six players were ill with the grip ("flu") but made the trip.

> Halfback Horace Mowry, who fractured his wrist against Bucknell in the regular-season finale, was fitted with a special cast for the bowl game. However, he did not start the game.

> The following players saw action in the game: LE Lloyd Wise (60 mins.), LT William Doherty (60), LG John Boyd (28), C Peter Stevens (60), RG Stanley Gurzynski (60), RT James Russell (60), RE

Elmer Anderson (45), QB Glenn Frey (60), RHB John Stonik (18), LHB Daniel Testa (35), FB David Smukler (60), LG Thomas Miller (32), RE Joseph Zanin (15), RHB Horace Mowrey (42), LHB Wilfred Longsdorff (25).

> Temple and Tulane each received \$27,800 from the gate receipts, almost double their guarantee. Admission prices were \$1.50 and \$3.50.

Scoring Summary

1st		V-H
Temple	Danny Testa 7 pass from Dave Smukler (Smukler kick)	7-0
2nd		
Temple	Smukler 1 run (Smukler kick)	14-0
Tulane	Claude Simons 85 lateral from Johnny McDaniel on a kickoff return (Barney Mintz kick)	14-7
3rd		
Tulane	Dick Hardy 11 pass from Bucky Bryan (Mintz kick)	14-14
4th		
Tulane	Hardy 43 yd pass from Mintz (kick blocked)	14-20

Temple (7-1-2)	7	7	0	0	14
Tulane (10-1)	0	7	7	6	20

Attendance	22,206
Kickoff time:	1:30pm
Weather:	Cool, cloudy

Head coaches:	
Temple	- Glenn "Pop" Warner
Tulane	- Ted Cox

Team Stats	Temple	Tulane
Records	7-1-2	10-1
First Downs	13	10
Rushes-Net Yards	182	140
Net Yards Passing	19	88
Pass Comp-Attempts-Int	3-13-1	8-16-1
Total Offense	201	228
Punts-Avg.	12-30.3	10-34.5


Rushing: Tulane — Claude Simons 9-61; Bucky Bryan 3-26. Temple — Dave Smukler 24-88 TD; Horace Mowrey 12-40.

Passing: Tulane — Barney Mintz 2-6, yards 53, 1 TD. Temple — Dave Smukler 3-6, 19 yards, 1 TD.

Receiving: Tulane — Dick Hardy 3-57, 2 TDs. Temple — Preisser 1-10, Danny Testa 1-7, 1 TD.

Players who saw action in Sugar Bowl:

LE Lloyd Wise
LT William Docherty
LG John Boyd
C Peter Stevens
RG Stanley Grayson (Gurzynski)
RT James Russell
RE Elmer Anderson
QB Glenn Frey
RHB John Stonik
LHB Daniel Testa
FB David Smukler
LG Thomas Miller
RE Joseph Zanin
RHB Horace Mowrey
LHB Wilfred Longsdorff



1979 GARDEN STATE BOWL



Temple 28, California 17
December 15, 1979

Giants Stadium, East Rutherford, N.J.

EAST RUTHERFORD, N.J. — Temple ended its most successful season with its first-ever bowl victory. It was the Owls' 10th win of the year (a team record) and earned Wayne Hardin's team a spot in the AP and UPI Top 20. Temple was ranked 17th in both polls, the first time the Temple football team was nationally ranked in the final wire service polls.

Appearing in their first bowl game in 45 years, the Owls jumped out to a quick 21-0 lead in the first quarter, scoring on their first three possessions. Kevin Duckett scored the first two TDs on eight and four-yard runs. QB Brian Broomell connected on a seven-yard pass to Wiley Pitts for the third score. TU had 193 yards of total offense, including 150 yards rushing, in the opening stanza.

Temple then withstood a 17-point California rally before clinching the game with a 14-play, 78-yard scoring drive over 5:58 in the fourth quarter. Broomell tossed a five-yard touchdown pass to Gerald "Sweet Feet" Lucrear for the win.

The telling statistic of the game was the rushing total, with Temple gaining 300 yards on the ground while holding the Golden Bears to only 23 yards.

The game's Most Valuable Player, Temple's Mark Bright, gained 112 of those yards on 19 carries, while backfield teammate Kevin Duckett ran for 92 yards and two touchdowns. Temple quarterback Brian Broomell joined in the act by tossing touchdown strikes to Wiley Pitts and Gerald Lucrear.


Temple Notables

> Team captains— Brian Broomell, Mike Curcio, Casey Murphy

> Temple was ranked No. 17 in the United Press International and the Associated Press final polls.

> Eight members of the 1935 Sugar Bowl team attended the game as guests of Temple President Marvin Wachman.

> During their bowl trip, the Owls toured New York City,



eating at Mama Leone's and attending the musical The 1940s Radio Hour on Broadway.

> Temple received a \$225,000 payout from the gate receipts. Admission prices were \$5 and \$12.

> After four years (1978-81), the Garden State Bowl was discontinued. That led to the formation of the Kickoff Classic, held at Giants Stadium to begin the football season.

Scoring Summary

Time	Score	Play	Score
9:17	TU - K.Duckett 8 run	(R.Fioravanti kick), 10-67, 3:41	7-0
5:04	TU - K.Duckett 4 run	(Fioravanti kick), 6-50, 2:46	14-0
0:32	TU - W.Pitts 7 pass from B.Broomell	(R.Fioravanti kick), 8-53, 2:38	21-0
2nd			
10:47	Cal - M.Bouza 12 pass from R.Campbell	(M.Luckhurst kick), 2-11, 0:41	21-7
4:31	Cal - J.Rose 14 pass from R. Campbell	(M.Luckhurst kick), 8-59, 4:18	21-14
4th			
11:51	Cal - M.Luckhurst 34 FG	6-63, 3:09	21-17
6:47	TU - G.Lucrear 5 yd pass from B.Broomell	(R.Fioravanti kick), 14-78, 5:58	28-17

Temple (10-2)	21	0	0	7	28
California (6-6)	0	14	0	3	17

Attendance	55,493
Kickoff time	1:16pm
End of Game	4:10pm
Total Elapsed Time	2:54
Temperature: 29	Wind: 6-12 mp SSW
Weather:	Sunny & clear
Officials:	Ernest Hackney, Rosario Amato, Bill Cummings, Mark Kane, James Robertson, Gil Rush-ton, Chester Zdrowski

Head coaches:

California - Roger Theder
Temple - Wayne Hardin

Team Stats	Cal	Temple
Records	6-6	10-2
First Downs	15	21
Rushes-Net Yards	24-23	59-300
Net Yards Passing	241	81
Pass Comp-Attempts-Int	25-39-1	9-20-0
Total Offense (Plays-Yds)	63-264	79-381
Punts (Number-Avg.)	6-37.0	6-34.2
Fumbles-Lost	3-1	1-1
Penalties-Yards	5-51	9-75
Punts-Yards	2-26	3-5
Kickoff Returns- Yards	4-78	3-56

Rushing: Cal — Paul Jones 16-49, Tuggle 2-3, Rich Campbell 6(-)-29. Temple — Mark Bright 19-112, Kevin Duckett 22-92-2, Brian Broomell 8-40, Wiley Pitts 3-32, Sherman Myers 5-13, Bob Stark 2-11.

Passing: Cal — Rich Campbell 25-38-0-241-2, Eric Anderson 0-1-0-0. Temple — Brian Broomell 9-20-0-81-2.

Receiving: Cal — Matt Bouza 7-114-1, Joe Rose 8-62-1, Paul Jones 6-30, Don Sprague 2-28, John Tuggle 2-7. Temple — Gerald Lucrear 3-41-1, Wiley Pitts 1-7-1, Mark Bright 2-7, Kevin Duckett 2-6, Drew Wesnak 1-20. Interceptions: Temple— Rick McCoy 1-0.

Tackles (UA-A): Cal — Greg Bracelin 4-11, Pat Graham 3-9, Ron Coccimiglio 4-6, Ron Hill 3-7, Rich Dixon 2-7, Stan Holloway 5-3, George Moskowite 1-5, Kirk Karacozoff 1-4, Darnell Chapman 1-2, Fred Williams 0-3, Pat Turner 0-2, Ulysses Madison 0-2, Ahmad Anderson 0-1, Dupre Marshall 0-1, Reggie Camp 0-1. Temple — Steve Conjar 4-10, Mike Curcio 1-13, Joe Rosati 4-3, Guy Peters 3-2, Rick McCoy 2-1, Ken Streich 1-4, Robert Keels 1-4, Mark McCants 1-4, Colin McCarty 2-1, Brett Hardenstine 1-2, Brett Egan 0-2, Mike Fuoco 0-1, Bill Shirk 0-1.

2009 EAGLE BANK BOWL

UCLA 30, Temple 21
December 29, 2009
RFK Stadium, Washington, D.C.

WASHINGTON, D.C. — UCLA scored 23 unanswered points to pull off a come-from-behind win over Temple, 30-21, Tuesday evening in the EagleBank Bowl. The Bruins (7-6) spoiled the Owls' (9-4) first appearance in a bowl since 1979, but not a remarkable season that included a school-record nine-game win streak and a co-regular season Mid-American Conference East Division Championship.

A crowd of 23,072, with more than half donning Cherry and White, braved the frigid weather and blustery winds. The Owls had plenty to cheer about in the first half as the offense, directed by junior QB Vaughn Charlton and featuring the freshman backfield combination of Bernard Pierce and Matt Brown, found the end zone three times in building a 21-7 lead.

Making his first start since the Navy win on Oct. 31, Charlton (13-23, 159 yds., 1 TD) completed seven of his first eight passes for 95 yards, none bigger than the 26-yard TD to senior TE Steve Maneri that capped the Owls six-play, 80-yard opening drive.

UCLA answered two possessions later. After Terrence Austin returned a Jake Brownell punt 47 yards to the TU 46, freshman QB Kevin Prince (16-31, 222 yds, 2 TDs) found sophomore SE Nelson Rosario streaking down the left sidelines on the first play for a 46-yard score to tie the game, 7-7.

Temple, which controlled the ball on offense for 21:27 of the 30 minutes of the opening half, started to get its running on track with Pierce and Brown playing tag-team to combine for 94 yards, 61 coming in the second quarter.

Playing his first game since suffering a shoulder injury on the first play of the Kent State game, Pierce gained 86 total yards, 53 rushing on 12 carries and 33 on three receptions. He looked like his old self, especially on the Owls' second scoring drive. He barreled 13 yards up the middle for a first down to midfield and capped it with an 11-yard TD run around right end.

With Temple leading 14-7, junior DB Marquise Liverpool picked off Prince at midfield and returned the ball 21 yards before being pulled down by his facemask.


Starting at their own 15, Temple quickly marched it in with Pierce moving the ball five yards before giving way to Brown, who made three straight rushes, the last up the middle for a two-yard touchdown to give Temple a 21-7 lead with 1:25 remaining in the half.

Both teams exchanged three-and-out possessions that gave the Bruins the ball with 17 seconds left and at their own 47. Prince made two quick first down strikes, the second for 19 yards to Chane Moline, who went out-of-bounds at the Temple 22 with one second on the clock.

Junior PK Kai Forbath, the 2009 Groza Award winner given to the nation's top kicker, converted his 36th straight field goal from within 50 yards to cut the margin to 21-10 at intermission.

Senior Terrence Austin returned the opening kickoff 30 yards to the UCLA 47 and then he capped a six-play Bruin scoring drive with a 32-yard TD reception to cut the margin to 21-17.

When the Owls took the field for their first possession of the second half, Pierce was not with them. Instead he was standing on the sideline in a Temple parka, as he injured his left shoulder and would sit out the half.



at UCLA 40. Charlton then was picked off by first team All-America sophomore FS Rahim Moore, who recorded his nation's leading 10th interception on an acrobatic play defending junior WR Michael Campbell down the right sidelines. Still, the Cherry and White defense, led by all-MAC performers Dominique Harris, Andre Neblett and Jaiquawn Jarrett, kept the Owls in the contest.

Temple held UCLA without a first down the remainder of the third quarter, and bent at the start of the fourth, before holding the Bruins to a 42-yard field goal by Forbath to make it 21-20 with 12:31 remaining to play.

The Owls defense stopped UCLA on its next possession as Alex Joseph and Muhammad Wilkerson corralled Prince in the backfield on a third and long at midfield. Temple took the ball at its own 18 and after Brown was stopped for a three-yard loss, Charlton was called for intentional grounding setting up a third and 20 from the TU 8. Charlton then was picked off at the line of scrimmage while looking for a short pass on the flat to Joe Jones by Akeem Ayers. Ayers, who would be named the MVP of the game, ran it in from two-yards out to give UCLA its first lead, 28-21.

Things went from bad to worse on Temple's next possession. James Nixon was tackled for a nine-yard loss on the first play. Brown, who finished with a game-high 83 yards on 20 carries, picked up three yards on the next play. Following an incomplete pass Brownell went back to punt, but the ball from center sailed over his head for a safety, making the score 30-21.

UCLA ran out the clock on the ensuing punt to end Temple's best season in three decades.

Pierce, who set the school record for touchdowns in a season (16) with his TD run tonight, and freshman Brandon McManus, who had three extra points, tied for the school single season scoring record with 96 points. They eclipsed the previous mark of 95 points set by PK Don Bitterlich in 1975.

Temple Notables

- > Team captains— Dominique Harris, Steve Maneri, Andre Neblett, Devin Tyler
- > Serving as honorary captains for the coin toss were Steve Conjar and Mike Curcio, members of the 1979 Garden State Bowl team.

Temple had its only real opportunity to score in the half on its opening possession. Two big plays, the first was by Charlton — a 21-yard first down scramble, and the second by Brown, who broke a 29-yarder to the UCLA 18. Three straight rushes by Brown made it fourth-and-one at the UCLA 9. The Owls elected to go for it, but with their big back sidelined, Brown was stopped short, ending the drive.

After that, the Bruins defense, which featured three Associated Press All-Americans, was able to put the clamps on the Owl attack. After gaining 242 yards of total offense and 12 first downs in the first half, Temple managed just four first downs and 40 yards of offense over the final 30 minutes.

The Owls only first down the remainder of the contest came on a roughing the kicker penalty that gave TU the ball

UCLA (7-6)	7	3	7	13	30
Temple (9-4)	7	14	0	0	21

Scoring Summary		UCLA-TEM	
1st			
12:15	TU - S.Maneri 26 pass from V.Charlton (B.McManus kick), 6-80, 2:45	0-7	
6:00	UCLA- N.Rosario 46 pass from K.Prince (K.Forbath kick), 1-46, 0:07	7-7	
2nd			
3:47	TU- B.Pierce 11 run (McManus kick), 10-85, 4:49	7-14	
1:25	TU- M.Brown 2 run (McManus kick), 4-15, 2:00	7-21	
0:00	UCLA- Forbath 40 FG, 3-33, 0:17	10-21	
3rd			
11:59	UCLA- T. Austin 32 pass from Prince (Forbath kick), 6-52, 3:01	17-21	
4th			
12:31	UCLA- Forbath 42 FG, 9-47, 3:14	20-21	
6:01	UCLA- A.Ayers 2 INT return (Rosario pass from Prince)	28-21	
4:29	UCLA- Team safety	30-21	

Attendance: 23,072
 Kickoff time: 4:30pm Temperature: 30
 End of Game: 7:44pm Wind: Brisk
 Total Elapsed Time: 3:14 Weather: Cold & windy
 Officials: Referee- Todd Geerlings; Umpire- Rick Nelson; Linesman- Jim Ryan; Line Judge- Paul Engelberts; Back Judge- Jack Lyman; Field Judge- Bobby Sagers; Side Judge- Terry Anderson

Head coaches
 UCLA Rick Neuheisel
 Temple Al Golden

Team Stats	UCLA	TU
First Downs	13	16
Rushes-Net Yards	28-93	42-123
Net Yards Passing	221	159
Pass Comp-Attempts-Int	16-31-13	23-22-2
Total Offense (Plays-Yds)	59-314	65-282
Fumble Returns-Yds-TD	0-0-0	0-0-0
Punt returns-Yds-TD	4-57-0	2-4-0
Kickoff returns-Yds-TD	5-82-0	3-69-0
Interception Ret.-Yds-TD	2-2-1	1-21-0
Punts (Number-Avg.)	8-40.8	7-34.9
Fumbles-Lost	0-0	0-0
Penalties-Yards	4-40	3-10
Possession Time	27:32	32:28
Third-Down Conversions	5 of 15	5 of 16
Fourth-Down Conversions	1 of 1	0 of 2
Red-Zone Scores-Chances	0-1	2-3
Sacks By: Number-Yards	3-20	1-7

Rushing: UCLA — Moline 15-69, Prince 5-14, Craft 1-9, Franklin 3-6, Coleman 1-3, Team 1(-1), Austin 1(-2), Thigpen 1(-5). Temple — M. Brown 20-83, Pierce 12-53, McPherson 1-11, Green 1-3, Charlton 5-2, Nixon 2(-12), Team 1(-17).

Passing: UCLA — Prince 16-31-1-221-2. Temple — Charlton 13-23-2-159-1.

Receiving: UCLA — Rosario 4-66, Moline 3-44, Paulsen 3-31, Austin 2-41, Embree 2-28, Thigpen 2-11. Temple — Pierce 3-33, Campbell 2-15, Rodriguez 2-12, Matt Brown 2-4, Nixon 1-43, Maneri 1-26, Green 1-21, Jones 1-5.

Interceptions: UCLA — Ayers 1-2, Moore 1-0. Temple — Liverpool 1-21.

Tackles (JA-A): UCLA — Ayers 7-2, Kyle Bosworth 5-2, Verner 4-3, Carter 2-5, Korey Bosworth 3-3, Price 4-1, Moore 3-1, Siewierski 2-2, Dye 1-3, Price 1-3, Jones 1-2, Hester 2-0, Abbott 1-1, seven with 1 each. Temple — Elijah Joseph 5-2, Alex Joseph 3-4, Liverpool 4-2, Jarrett 3-3, Wilkerson 3-2, Brinson 2-2, Robinson 2-2, Neblett 2-2, Haley 3-0, Kamara 3-0, Harris 1-2, nine players with 1 each.



2011 GILDAN NEW MEXICO BOWL



Temple 37, Wyoming 15
December 17, 2011
UNM Stadium, Albuquerque, N.M.

ALBUQUERQUE-- Temple used three one-yard touchdown runs to jump out to a 21-0 lead over Wyoming and never looked back in posting a 37-15 over the Cowboys to win the Gildan New Mexico Bowl on Dec. 17 in front of 25,762. It is the second bowl game victory in program history and first since Temple defeated California, 28-17, in the 1979 Garden State Bowl.

The Owls finished the season on a four-game win streak at 9-4 overall. The win also extended Temple's Senior Class record to 31 wins over the last four seasons.

"I'm awful proud of our seniors, some great accomplishments from them," head coach Steve Addazio said. "That is our first bowl win since 1979 and our ninth win of the year for our seniors, their 31st win. It meant an awful lot to our program and our university."

Sophomore QB Chris Coyer was named the game's Offensive MVP, and senior LB Tahir Whitehead earned Defensive MVP honors. Coyer, showing no ill effects from a shoulder injury suffered in the team's final regular-season game against Kent State, was flawless directing the Temple attack. He completed eight of 12 passes for 169 yards and one touchdown and also rushed for 71 yards on 12 carries.

Whitehead, a second team All-MAC performer, had a team-high 11 tackles, leading an Owl defensive unit that allowed just 267 yards to the Cowboys.

Junior RB Bernard Pierce set the tone early for the Owls. Pierce, who rushed for 100 yards and two touchdowns on the day, had eight carries for 31 yards in Temple's opening drive. His last carry was a one-yard touchdown. That capped a 13-play, 90-yard drive that lasted 6:19 seconds.


Wyoming then marched down the field on an 11-play drive of its own, but junior FS Vaughn Carraway batted away a pass by freshman QB Brett Smith on a third and 16 play. Freshman PK Daniel Sullivan was then wide right on his 49-yard field goal giving the Owls the ball back on their own 31.

Senior WR Joe Jones broke a 35-yard run off a reverse on the first play of the Owls' second drive. It was one of nine straight rushes against the Cowboys 115th ranked rush defense. The last run was another Pierce one-yard TD, to make it 14-0 with 14:28 to play in the half.

Senior CB Kee-ayre Griffin then intercepted a Smith pass and returned it 30 yards to the Wyoming 35. Pierce and Coyer each had 12 yard first down runs before junior RB Matt Brown finished the drive with a one-yard TD run, making it 21-0.

The Cowboys finally got on the scoreboard as Smith connected with freshman WR Josh Doctson on a 21-yard touchdown on a 4th-and-three play with 37 seconds left in the half.

The Owls answered in one play as Coyer found a wide-open senior WR Rod Streater down the right sideline for a 61-yard touchdown to give Temple a 28-7 lead at halftime and momentum heading into the lockerroom.



Temple controlled the game on both sides of the ball in the second half. The only scoring for the Owls came on the foot of junior PK Brandon McManus, who connected on three of three field goals. Wyoming finally found the end zone again with three seconds on the clock when Smith hit Kody Sutton for 14-yard touchdown.

Temple Notables

> Temple Captains: #85 DE Morkeith Brown, #77 OL John Palumbo, #43 DE Adrian Robinson, and #2 LB Tahir Whitehead.

> The win was Temple's second bowl win in school history. The Owls won the 1979 bowl, 28-17 over California.

> The win was the ninth win under first-year head coach Steve Addazio. He

has the most wins in school history by a first-year head coach. He surpassed Wayne Hardin [1970-82] who had seven wins in 1970.

> Temple finished the 2011 season at 9-4 overall. This is the third consecutive season the Owls have posted at least eight victories and the second time in three seasons TU has won nine games.

> The win extended the school record for most wins (31) by any Senior Class in school history. The previous record was 28 wins from 1928-31. The 19 members of the Senior Class concluded their collegiate careers today.

> Senior DB Kee-ayre Griffin's interception in the second quarter was the fifth of his career and the third of his career. R-freshman Anthony Robey's interception in the second quarter was the first of his collegiate career.

> With 255 rushing yards on the day, Temple set the school record for rushing yards in a season (3,335). The previous record was 2,884 from 2009.

> Temple extended the school record for rushing touchdowns in a season. With three rushing TDs in the game, the Owls finished with 38 rushing TDs this season. The previous record was 29 rushing TDs, set by the 2009 team.

> Pierce added to his career records and finished with 324 career points, 53 career rushing touchdowns, and 54 total career touchdowns. He extended his season records to 27 touchdowns and 162 points.

> With four extra points, junior PK Brandon McManus has made 50 consecutive extra points (PAT), a new season record. He surpassed Ron Fioravanti (1979) who made 48 straight.

> The attendance of 25,762 is the second-largest bowl crowd to watch Temple. The most was 55,493 at the 1979 Garden State Bowl.

> Sophomore QB Chris Coyer (8-12-0, 169 yds 1ytd, 12 carries, 71 yds) was named the game's Offensive MVP, while senior LB Tahir Whitehead (11 tackles) earned Defensive MVP honors.

Temple (9-4)	7	21	3	6	37
Wyoming (8-5)	0	7	0	8	15

Scoring Summary

1st					T-W
8:41	TU- B.Pierce 1 run (B.McManus kick), 13-90, 6:19				7-0
2nd					
14:28	TU- Pierce 1 run (McManus kick), 9-69, 4:11				14-0
10:21	TU- M.Brown 1 run (McManus kick), 6-35, 1:58				21-0
00:37	UW- J.Doctson 21 pass from B.Smith (D.Sullivan kick), 11-62, 5:00				21-7
00:19	TU- R.Streater 61 pass from C.Coyer (McManus kick), 1-61, 0:09				28-7
3rd					
1:22	TU- McManus 34 FG, 13-60, 6:34				31-7
4th					
12:50	TU- McManus 37 FG, 7-47, 2:43				34-7
3:22	TU- McManus 34 FG, 13-56, 8:23				37-7
0:03	UW- K.Sutton 14 pass from Smith (Smith rush), 10-71, 3:13				37-15

Attendance 25,762
Kickoff time 12:04 p.m.
End of Game 3:08 p.m.
Total Elapsed Time 2:56
Temperature: 38 Wind: Calm
Weather: Partly cloudy
Officials: Referee- Tom Tomczyk; Umpire- Jeff Akers; Linesman- Steve Matarantz; Line Judge- Kevin Coday; Back Judge- Jim Downey; Field Judge- Rick Santilli; Side Judge- george Liotus

Head coaches:

Temple - Steve Addazio
Wyoming - Dave Christiansen

Team Stats	TU	UW
First Downs	23	17
Rushes-Net Yards	255	140
Net Yards Passing	169	127
Pass Comp-Attempts-Int	8-12-0	20-30-3
Total Offense (Plays-Yds)	63-424	63-267
Fumble Returns-Yds-TD	0-0-0	0-0-0
Punt returns-Yds-TD	0-0-0	1-5-0
Kickoff returns-Yds-TD	3-37-0	3-79-0
Interception Ret.-Yds-TD	3-38-0	0-0-0
Punts (Number-Avg.)	1-40.0	3-37.3
Fumbles-Lost	1-0	2-0
Penalties-Yards	7-55	5-56
Possession Time	32:33	27:27
Third-Down Conversions	8 of 13	5 of 14
Fourth-Down Conversions	1 of 1	5 of 5
Red-Zone Scores-Chances	6-6	2-2
Sacks By: Number-Yards	1-9	0-0

Rushing: Temple — Pierce 25-100, Coyer 12-71, Matt Brown 13-49, Joe Jones 1-35. Wyoming — Smith 16-65, Sutton 4-33, Miller 5-31, Alexander 7-17, Stratton 1(-6).

Passing: Temple — Coyer 8-12-0-169-1. Wyoming — Smith 20-30-3-127-2.

Receiving: Temple — Joe Jones 3-26, Rodriguez 2-52, Eugene 2-30, Streater 1-61. Wyoming — Rufan 9-24, Doctson 3-32, Herron 3-31, Stratton 2-13, Sutton 1-14, Alexander 1-13, Ogbonna 1-0.

Interceptions: Temple — Robey 1-8, Griffin 1-130, Kroboth 1-0.

Tackles (UA-A): Temple — Whitehead 6-5, Stephen Johnson 6-4, Kroboth 4-1, Gildea 3-2, Robinson 2-3, Morkeith Brown 2-3, Ahkeem Smith 1-3, Zamel Johnson 2-1, Kamal Johnson 1-2, Youboty 1-2, Blueford 2-0, Hutton 2-0, eight players with 1. Wyoming — Hendricks 7-6, Gipson 7-1, Knapton 3-4, Ruff 3-2, Purcell 3-2, Taufa'asau 2-3, anderson 4-0, Harris 2-2, Browder 3-0, Jones 2-1, Biezuns 1-2, Durbin 1-2, six players with 1.

TEMPLE FOOTBALL @temple_fb



2015 BOCA RATON BOWL



Toledo 32, #24 Temple 17
December 22, 2015
FAU Stadium, Boca Raton, Fla.

BOCA RATON, Fla. – #24 Temple couldn't complete a fourth-quarter comeback, as the Owls fell to Toledo, 32-17, in a steady downpour at the Marmot Boca Raton Bowl.

Temple's offense was sluggish in the first half, as the Owls were held to just 67 net yards. Toledo racked up 199 yards of offense, 168 in the air, using a safety, two field goals and a touchdown to lead 12-3 at the break.

The Owls were without the services of leading rusher Jahad Thomas, CB Tavon Young and LB Avery Williams, who exited the game at the half. They entered the game without Alex Wells as the first team all-conference safety suffered a hamstring injury earlier in the week.

After the teams traded punts to open up the game, Temple pinned Toledo to their own 1-yard line, giving the Owls good field position after forcing yet another Rockets' punt. Starting at their own 48-yard line, Temple used a 13-play 40-yard drive, ending with a 29-yard Austin Jones field goal to take a 3-0 lead with 1:13 left in the quarter.

Temple forced a three-and-out on Toledo's next possession, but the Rockets got on the board after a fumble from RB Jahad Thomas squirted out of the back of the end zone for a safety.

Leading 3-2, Toledo took the free kick out to their own 45, and took the lead after a five-play 55-yard drive. The score came on a 26-yard touchdown from Phillip Ely to Corey Jones, giving Toledo a 9-3 lead with 12:16 remaining in the second quarter.

Toledo tacked on a field goal as time expired to take a 12-3 lead into halftime. The Rockets forced a three-and-out from Temple, taking over at their own 42-yard line. Two big plays, including a 26-yard pass from Ely to Michael Roberts put Toledo in field goal range, where Jameson Vest made it a nine-point lead with a 38-yard field goal.

Temple opened the second half with an eight-play 67-yard drive, capped by an Austin Jones field goal, cutting the lead to 12-6. A 40-yard pass from QB Phillip Walker to WR Ventell Bryant and a 13-yard rush from Brandon Shippen, set up Jones for a 25-yard FG, his 22nd of the year, setting a new single-season school record. Jones passed Don Bitterlich's 1975 total.

The Owls forced a three-and-out on Toledo's next possession, and then set up yet another Jones field goal. Sean Chandler started the Owls at midfield with a 12-yard punt return and Walker added a 14-yard rush to set up Jones' score, which put Temple within a field goal (12-9) with 6:11 remaining in the third.

The teams traded punts to open the fourth quar-



ter, with Alex Starzyk booting a career-best 71-yarder for Temple. However, the kick was out of the reach of the Temple defense, trickling into the end zone for a touchback. On the next play, Toledo's Ely found Cody Thompson for an 80-yard touchdown, making it 19-9 Rockets with 12:41 to play.

Temple got down to the Toledo 34 on its next possession, but Walker was intercepted by the Rockets' Juwan Haynes at the 26-yard line. From there, Toledo put together a 74-yard drive that took 5:31 off the clock, ending with a 1-yard TD run from Kareem Hunt. The Owls blocked the extra point, setting the score to 25-9 with 5:46 to play.

After the Toledo score, Temple recorded its first touchdown of the game,

capping an 11-play, 68-yard drive with a two-yard run from TE Kip Patton. Shippen had two big catches on the drive, and was thrown to as Toledo was flagged for pass interference in the end zone, setting up the touchdown. Temple elected to go for two, and Walker scrambled out of pressure and somehow found Anderson in the end zone, making it an eight-point game, 25-17, with 2:50 on the clock.

Temple went for the onside kick, but the referees signaled that Toledo came up with the ball under a pile of players at midfield. Hunt then tacked on an insurance score for the Rockets, scoring from 41-yards out to put the game out of reach at 32-17 with just 2:29 on the clock.

The Owls had one more possession before the clock ran out, but the drive stalled at the Toledo 27-yard line, ending the game 32-17 in Toledo's favor.

Scoring Summary	TU	UT
1st		
1:13 A.Jones 29 FG, 13-40	5:45	3-0
2nd		
13:56 Toledo Team safety		3-2
12:16 P.Ely to C.Jones 26 pass (J.Vest kick), 5-55	1:40	3-9
0:00 J.Vest 38 FG, 6-36	1:10	3-12
3rd		
11:38 A.Jones 25 FG, 8-67	3:22	6-12
6:11 A.Jones 35 FG, 8-37	3:50	9-12
4th		
12:41 P.Ely to C.Thompson 80 pass (J.Vest kick), 1-80	0:12	9-19
5:46 K.Hunt 1 run (J.Vest kick blocked), 12-74	5:31	9-25
2:50 K.Patton 2 run (P.Walker to R.Anderson pass), 11-68	2:56	17-25
2:29 K.Hunt 41 run (J.Vest kick), 2-46	0:21	17-32

Temple (10-4)	3	0	6	8	17
Toledo (11-2)	0	12	0	20	32

Attendance: 25,908
Kickoff time: 7:06 pm Temperature: 79
End of Game: 10:30 pm Wind: SE 12mph
Total elapsed time: 3:24 Weather: Steady Rain
Officials: Referee: K.Stine; Umpire: S.Jackson; Linesman: S.Petersen; Line judge: C.Conway; Back judge: L.Bobitt; Field judge: J.Grant; Side judge: E.Balbis; Alternates: T.Smith;

Head coaches
Toledo - Jason Candle
Temple - Matt Rhule

Team Stats	TEM	TOL
First Downs	21	18
Rushes-Yards (Net)	33-99	33-150
Passing Yards (Net)	236	285
Passes Att-Comp-Int	42-23-1	29-20-0
Total Offense Plays-Yards	75-335	62-435
Fumble Returns-Yards	0-0	0-0
Punt Returns-Yards	3-33	1-4
Kickoff Returns-Yards	4-75	3-66
Interception Returns-Yards	0-0	1-0
Punts (Number-Avg)	5-45.2	6-47.0
Fumbles-Lost	1-0	1-0
Penalties-Yards	4-30	9-63
Possession Time	31:50	28:10
Third-Down Conversions	6 of 15	5 of 12
Fourth-Down Conversions	0 of 1	0 of 1
Red-Zone Scores-Chances	4-5	1-1

RUSHING: Temple - Walker 10-30; Armstead 8-25; Shippen 1-13; Hood 3-10; Bryant 1-9; Ja.Thomas 8-5; R.Anderson 1-5; Patton 1-2. Toledo - Hunt 15-79; Swanson 11-53; C.Jones 1-15; Remy 1-8; Jones-Moore 3-6; Team 1(-3); Ely 1(-8).

PASSING: Temple - Walker 23-42-1-236. Toledo - Ely 20-28-0-285; Team 0-1-0-0.

RECEIVING: Temple - R.Anderson 6-66; Shippen 4-70; Hood 4-23; DeLoatch 4-8; Bryant 2-58; Major 1-5; Christopher 1-3; Patton 1-3. Toledo - Thompson 4-119; Roberts 3-46; C.Jones 3-42; Russell 3-32; Hunt 3-6; Di.Johnson 2-28; Swanson 1-7; Davis 1-5.

INTERCEPTIONS: Temple - None. Toledo - Haynes 1-0.

FUMBLES: Temple - Ja.Thomas 1-0. Toledo - Ely 1-0.

SACKS: Temple - None. Toledo - Gibbs 1-0

TACKLES (UA-A): Temple - Matakovich 2-10; Alwan 3-3; Marshall 3-2; Chandler 3-2; N.L.Smith 2-3; Walton 1-3; Martin-Oguike 1-3; Hayes 1-3; Finch 2-1; A.Williams 2-1; Randall 2-1; Dogbe 1-2; Ioannidis 1-2; N.D.Smith 0-2; A.Robinson 1-0; Patton 1-0; Aromire 1-0; Foster 1-0; Martin 0-1; Jy.Thomas 0-1; Reddick 0-1; Young 0-1. Toledo - Murdock 6-5; Voss 6-4; Milligan 7-2; Woodley 3-3; Rogers 3-3; Norrils 3-3; Whittiker 1-5; Hester 1-3; Covington 2-1; Gibbs 1-2; Haynes 1-1; Mathis 1-1; Swift 1-1; O.Jones 0-2; Quinn 0-2; Zmolik 1-0; Stepec 0-1; Adeniyi 0-1; Olekanma 0-1; Linch 0-1; De.Johnson 0-1; Taafe 0-1.



2016 MILITARY BOWL



Wake Forest 34, #24 Temple 26
December 27, 2016

Navy-Marine Corps Memorial Stadium Annapolis, Md.

ANNAPOLIS — Facing off in the program's first ever back-to-back post-season appearance, No. 24 Temple came up short, 34-26, against Wake Forest in the Military Bowl Tuesday afternoon at Navy-Marine Corps Memorial Stadium.

Following the loss, the Owls fell to 10-4 (7-1 American) on the season, failing to reach the record 11th win Temple has been chasing these past two seasons. Despite falling behind 31-7 in the first half, Temple came surging back in the second, scoring two touchdowns and three field goals before coming up short on the final drive.

Right out of the gate, Temple showed its resolve on both sides of the ball, initially forcing an interception on the third play from scrimmage to set up the offense in ideal field position. Senior QB Phillip Walker and Co. took advantage one snap later, dropping in a 48-yard dime to junior WR Adonis Jennings, who carried his defender into the end zone.

Unfortunately, the Wake Forest offense woke up two possessions later, scoring on each of their next five drives up to the end of the first half. First, Demon Deacon QB John Wolford found his tight end on a 41-yard pass up the centerline to even the score at seven apiece. Next, after an Owls' three-and-out, Wake Forest drove 54 yards to another end zone appearance, this time a 20-yard pass from Wolford.

A muffed punt by Temple DB Sean Chandler set up the Demon Deacons inside the Owls' 10-yard line, leading to an 8-yard rush for yet-another touchdown. During the second quarter, the Wake Forest onslaught continued, as Wolford led his unit to, first, a field goal before wrapping up the half with a three-yard touchdown rush.

Temple responded in its final possession of the first half, knocking in a 45-yard field goal by freshman Aaron Boumerhi after an 11-play, 54-yard drive.

Similar to how the game began, the Owls' offense saw a spark from Jennings as the second half kicked off, this time watching the junior weave his way through the Demon Deacon defense for a 58-yard score just three snaps in.

The defense held its ground on the ensuing possession, as sophomore DB Delvon Randall intercepted Wake



Forest in the end zone to squash any Demon Deacon response. Behind the efforts of Walker and multiple downfield connections, including two perfectly placed darts to sophomore WR Ventell Bryant and junior WR Keith Kirkwood, the Owls set up Boumerhi for his second field goal attempt.

On the following two possessions, after two punts from Wake Forest, Temple looked to Boumerhi yet again, watching the freshman all-conference selection drill his third and fourth field goals of the day from 32 and 38 yards out, cutting the score to under one possession.

Wake Forest extended its lead back to eight points after a field goal of their

own, ensuring the Owls would need both a touchdown and two-point conversion to force overtime. Unfortunately for Temple, the offense was unable to convert a first down as the Demon Deacons took over on downs and were able to kneel the ball to secure their victory.



Scoring Summary

Time	Play	Score	TU-WF
1st			
13:33	P.Walker to A.Jennings 48 pass (A.Boumerhi kick), 1-48 0:09	7-0	
8:37	J.Wolford to C.Sergine 41 pass (M.Weaver kick), 4-60 1:06	7-7	
5:20	J.Wolford to T.Hines 20 pass (M.Weaver kick), 4-54 0:57	7-14	
2nd			
12:26	C.Carney 11 run (M.Weaver kick), 1-11 0:08	7-21	
8:34	M.Weaver 25 FG, 10-62 2:08	7-24	
3:02	M.Colburn 3 run (M.Weaver kick), 9-39 2:34	7-31	
0:04	A.Boumerhi 45 FG, 11-57 2:58	10-31	
3rd			
14:08	P.Walker to A.Jennings 58 pass (A.Boumerhi kick), 3-75 0:52	17-31	
3:51	A.Boumerhi 24 FG, 11-74 5:13	20-31	
4th			
9:36	A.Boumerhi 32 FG, 8-44 3:14	23-31	
3:56	A.Boumerhi 38 FG, 10-56 3:39	26-31	
1:59	M.Weaver 30 FG, 4-3 1:57	26-34	

Temple (10-4)	7	3	10	6	26
Wake Forest (7-6)	14	17	0	3	34

Attendance: 26,656
Kickoff time: 3:35 pm
End of Game: 7:01 pm
Total elapsed time: 3:26
Officials: Referee: Kevin Stine; Umpire: Mark Baynes; Linesman: Ralph Green; Line judge: Jeff Chandler; Back judge: Tim Smith; Field judge: Mike Boshers; Side judge: Ed Balbis; Center judge: Jeremy Parker
Temperature: 63
Wind: W 5-10mph
Weather: Partly Cloudy

Team Stats	TEM	WF
First Downs	21	22
Rushes-Yards (Net)	23-20	43-125
Passing Yards (Net)	396	243
Passes Att-Comp-Int	49-28-1	29-14-2
Total Offense Plays-Yards	72-376	72-368
Fumble Returns-Yards	0-0	0-0
Punt Returns-Yards	1-1	3-2
Kickoff Returns-Yards	6-169	5-134
Interception Returns-Yards	2-0	1-1
Punts (Number-Avg)	5-32.2	5-34.6
Fumbles-Lost	3-1	2-0
Penalties-Yards	4-35	7-68
Possession Time	30:57	29:03
Third-Down Conversions	1 of 12	6 of 14
Fourth-Down Conversions	1 of 2	0 of 0
Red-Zone Scores-Chances	4-4	5-5
Sacks By: Number-Yards	3-23	4-59

RUSHING: Temple - Ja.Thomas 7-35; Sharga 1-1; Armstead 7-1; Wright 1-(-3); Walker 7-(-54). WF - Carney 17-71; Colburn 14-60; Wolford 9-(-2); Team 3-(-4).

PASSING: Temple - Walker 28-49-1-396. WF - Wolford 10-19-1-183; Kearns 4-10-1-60.

RECEIVING: Temple - V.Bryant 11-151; Jennings 7-154; Kirkwood 6-81; Armstead 1-7; Wright 1-7; Deloatch 1-4; Ja.Thomas 1-(-8). WF - Washington 5-57; Sergine 3-68; Hines 3-46; Wade 1-31; Colburn 1-21; Bachman 1-20.

INTERCEPTIONS: Temple - Chandler 1-0; Randall 1-0. WF - Ejiolor 1-1.

FUMBLES: Temple - Wright 1-0; Chandler 1-1; Walker 1-0. WF - Bates 1-0; Wolford 1-0.

SACKS: Temple - A.Robinson 1.0; Reddick 1.0; Alwan 1.0. WF - Banks 2.0; Brown 1.0; Ejiolor 0.5; Yarbary 0.5.

TACKLES (UA-A): Temple - A.Robinson 4-5; Alwan 6-1; A.Williams 3-4; Chandler 1-6; Reddick 4-2; Martin-Oguike 2-4; Randall 2-3; Dogbe 0-5; Foster 3-1; Marshall 0-4; Hairston 2-0; Webb 2-0; Jefferson 0-2; Ellis 0-2; D.Thomas 0-2; Ali 1-0; Walker 1-0; Hood 1-0; Grimes 0-1; Kwenkeu 0-1; Franklin 0-1. WF - Watson 7-0; Bates 5-2; Brown 4-3; Lee 3-4; Ejiolor 4-2; Henderson 2-2; Janvion 2-2; Yarbary 1-3; J.Williams 1-2; Kemp 1-2; Redd 2-0; Bassey 2-0; Banks 2-0; Okonye 1-1; Dawson 1-0; Mays 1-0; Lamot 1-0; McNeil 1-0; Bateman 0-1.

TEMPLE FOOTBALL @temple_fb



2017 GASPARIILLA BOWL



Temple 28, FIU 3
December 21, 2017
Tropicana Field, St. Petersburg, Fla.

ST. PETERSBURG, Fla. - Battling a resilient FIU squad in a defensive slugfest, Temple managed to never surrender its early lead as the Owls fought their way to a 28-3 victory over the Panthers at the Bad Boy Mowers Gasparilla Bowl in St. Petersburg, Fla. The group effort from Temple's defense paved the way for late offensive success, as the former compiled a bowl-record seven sacks and season-high three turnovers in the win.

Keys to the Game

> Following both offenses suffering through rough starts, Temple QB Frank Nutile and company put together the game's initial scoring drive to open the second quarter. After driving 64 yards over six plays, the redshirt junior decided to conclude the possession himself, fighting his way four yards into the end zone for the 7-0 advantage.

> Neither offense would manage a score for nearly another full quarter until FIU compiled a 12-play, 62-yard drive that concluded with a 27-yard field goal, cutting Temple's lead to 7-3.

> The Owls' offense saw fit to immediately respond to the Panthers' threat on their ensuing possession, putting together a 75-yard drive that culminated with a one-yard rushing score from redshirt junior David Hood for the 14-3 edge. The touchdown would never had happened without elite efforts from Nutile and his receiving corps, as the redshirt junior signal-caller effortlessly helped claw Temple out of a first-and-30 situation behind a pair of pinpoint throws. The true setup, though, came from redshirt senior Adonis Jennings, who despite being tackled to the ground at the one-yard line, managed to reel in a 39-yard reception all while lying nearly prone on his back.

> The Temple offensive engine continued to purr as the Owls' joint attack, both through the air and on the ground, finally broke the Panthers' sturdy defense. Taking over on the Owls' own seven-yard line, Hood kicked off festivities with a 29-yard rush up the left sideline before Nutile found sophomore WR Isaiah Wright for a 45-yard TD toss, bolstering Temple to a 21-3 advantage. > Following FIU's third turnover of the game - fumble recovery by redshirt junior Freddie Booth-Lloyd - the Owls' offense went to work with excellent field position. Unsurprisingly, Temple quickly took advantage as junior RB Ryequell Armstead powered his way five yards for the touchdown and the game's final score, lifting the Owls to the 28-3 victory.

Game Notes



#INVADETHEBAY

ESPN EVENTS



> The victory serves as the program's first postseason win since the 2011 Gildan New Mexico Bowl where Temple topped Wyoming 37-15. > Both sides of the ball saw first-time starters, as redshirt junior Rob Ritrovato got the nod at full-back while sophomore William Kwenkeu filled in at middle linebacker. > Midway through the first quarter with the Owls' offense reeling from a tough turnover (backwards pass ruled a fumble), S Sean Chandler saw fit to grab his third interception of the year on a deep pass deflection. The senior registered the 10th pick of his distinguished career, vaulting him into a tie for seventh all-time in the Temple record books. > Following Chandler's early interception during

the opening period, FIU's turnover woes continued as LB Shaun Bradley picked off a low pass midway through the second quarter. The interception marks the first of Bradley's young career with the Owls.

> Kwenkeu, who received the first start of his career in place of Bradley, earned his keep at middle linebacker behind some consistent play. The true sophomore recorded the first two sacks of his career and assisted the defense with six tackles on the game.

> Following Nutile's solid performance under center, as he threw for 254 yards and one touchdown on 18-of-28 passing, the redshirt junior was awarded Most Valuable Player (MVP) honors.

> As for head coach Geoff Collins, the win serves as just the second time in Gasparilla Bowl history that a first-year head coach brought home a victory, joining then-Louisville head coach Charlie Strong who did the same in 2010.

> The Temple defense put together seven sacks for the game, good for second-best by the unit this season (9.0 in win over UMass) and a bowl-record.

Scoring Summary

Time	Score	TEM-FIU
11:45	F.Nutile 4 run (A.Boumerhi kick), 7-68 3:08	7-0
3rd 3:12	J.Borregales 27 FG, 12-62 4:13	7-3
0:28	D.Hood 1 run (A.Boumerhi kick), 7-75 2:44	14-3
4th 7:26	F.Nutile 45 pass to I.Wright (A.Boumerhi kick), 5-93 1:48	21-3
3:54	R.Armstead 5 run (A.Boumerhi kick), 5-23 2:09	28-3

Temple (7-6)	0	7	7	14	28
FIU (8-5)	0	0	3	0	3

Attendance: 16,363
Kickoff time: 8:05 pm
End of Game: 11:42 pm
Total elapsed time: 3:37
Officials: Referee: Tim O'Dey; Umpire: Ryan McClellan; Linesman: Ryan MacDonald; Line judge: Mike Maisner; Back judge: Doug Warns; Field judge: Phil Hicks; Side judge: Jeff Pasold; Center judge: Brett Denker
Temperature: 72
Wind: n/a
Weather: Indoors

Team Stats	TEM	FIU
First Downs	20	20
Rushes-Yards (Net)	41-141	40-88
Passing Yards (Net)	254	169
Passes Att-Comp-Int	28-18-0	34-17-2
Total Offense Plays-Yards	69-395	74-257
Fumble Returns-Yards	0-0	0-0
Punt Returns-Yards	1-0	3-4
Kickoff Returns-Yards	0-0	5-107
Interception Returns-Yards	2-0	0-0
Punts (Number-Avg)	5-41.4	7-35.6
Fumbles-Lost	2-1	1-1
Penalties-Yards	10-86	6-59
Possession Time	29:52	30:08
Third-Down Conversions	4 of 12	4 of 15
Fourth-Down Conversions	0 of 2	1 of 2
Red-Zone Scores-Chances	3-3	1-1
Sacks By: Number-Yards	7-38	1-7

RUSHING: Temple - Hood 14-76; Armstead 15-51; Nutile 8-18; Ritrovato 1-4; Team 1(-2); Wright 2(-6). FIU - Maxwell 11-52; Gardner 10-26; A.McGough 1-17; Phillips 6-16; Alexander 12(-23).

PASSING: Temple - Nutile 18-28-0-254. FIU - Alexander 16-33-2-162; A.McGough 1-1-0-7.

RECEIVING: Temple - Kirkwood 6-96; Wright 5-73; A.Jennings 3-51; Armstead 2-11; F.Johnson 1-16; V.Bryant 1-7. FIU - Maloney 3-42; J.Williams 3-41; Scott 3-24; Gaiter 3-21; Thornton 1-17; Kraut 1-9; McKeever 1-7; Singleton 1-5; Phillips 1-3.

INTERCEPTIONS: Temple - S.Chandler 1-0; Bradley 1-0. FIU - None.

FUMBLES: Temple - Wright 2-1. FIU - Alexander 1-1.

SACKS: Temple - Kwenkeu 2-0; T.Jones 0-1; Franklin 1-0; Archibong 1-0; Levine 1-0; Roche 1-0; Finch 1-0. FIU - A.Johnson 1-0.

TACKLES (UA-A): Temple - Randall 7-0; Franklin 5-2; Kwenkeu 6-0; M.Jones 5-1; T.Jones 4-2; Martin 5-0; Graham-Mobley 3-2; S.Chandler 3-2; Dogbe 2-3; Roche 4-0; Bradley 4-0; Finch 2-2; Archibong 2-1; Levine 2-0; Foster 2-0; Taylor 2-0; Kelly 1-0; Atoki 1-0; F.Johnson 1-0; Booth-Lloyd 1-0; Webb 1-0. FIU - Wint 10-1; T.Williams 9-1; Gonzalaz 2-6; Silva 5-0; Canady 4-1; Dames 4-1; Tarver 3-1; Curtis 2-1; A.Johnson 2-0; Muhammad 2-0; Juste 1-0; Lubin 1-0; Oliver 1-0; Salisbury 1-0; Russ 1-0; Young 1-0; Singleton 1-0; A.Brown 1-0; Sheriff 0-1; Spence 0-1.

2023 TEMPLE FOOTBALL OwlSports.com



2018 INDEPENDENCE BOWL



Duke 56, Temple 27
Thursday, December 27, 2018
Independence Stadium, Shreveport, La.
TEMPLE SUFFERS SECOND HALF COLLAPSE

Temple (8-5)	13	14	0	0	27
Duke (8-5)	7	14	21	14	56

SHREVEPORT, La. - In front of 27,492 fans at Independence Stadium the Temple Owls fell to the Duke Blue Devils 56-27 in the 43rd Independence Bowl to finish the season 8-5.

Temple and Duke traded scores throughout the first 30 minutes with the 48 points making for the highest combined scoring first half in Temple bowl history. The Owls couldn't get much going in the second half and were unable to keep the Blue Devils out of the endzone, resulting in a lopsided victory for Duke.

How it Happened

>After starting the game on offense with a quick three-and-out, the Owls set up on defense. On the third play of the drive, Duke completed a 62-yard pass to get all the way to the Owls' three yardline. The Blue Devils eventually punched it in on a QB keeper to take the first lead of the game 7-0.

>Isaiah Wright took the ensuing kick-off 74-yards to set up the offense on the Duke 26 yardline. After converting a third down on a pass from QB Anthony Russo to WR Brodrick Yancy, Russo took the ball 15 yards on a read-option into the endzone to even the score 7-7.

>On the following drive, Duke looked to be stringing together a productive drive before SAF Delvon Randall picked off a dump pass and took it 52-yards for a touchdown. The extra point was missed and the Owls took a 13-7 lead after one quarter.

>On Duke's first drive of the second quarter, CB Linwood Crump nabbed an interception on an under thrown ball to give the Owls the ball back on their own 42 yardline.

>Russo and company put together an efficient 10-play, 58-yard drive capped off by a touchdown by FB Rob Ritrovato. His one yard punch-in made the score 20-7 Temple with 10:25 left to play in the half.

>The Blue Devils answered with a touchdown of their own on the next drive. Duke went 70-yards on seven plays and scored on a 34-yard touchdown pass to close the gap, 20-14. Temple started the next drive on its own 27 yardline. Russo hit WR Sean Ryan on three separate passes for 12, 5, and then 27 yards to get the Owls into the redzone. After an 11-yard and three-yard run by RB Jager Gardner, Russo connected with Yancy on a crossing route for an 8-yard touchdown to put Temple ahead 27-14.

>Duke answered once again with a 22-yard catch and throw for a touchdown to keep it a one score game, 27-21 with 1:11 left to play in the half. The half ended 27-21.

>Duke scored on its first three drives of the second half



TEMPLE VS. DUKE
 INDEPENDENCE STADIUM • SHREVEPORT, LA
 THURSDAY, DECEMBER 27 • 12:30 P.M. KICKOFF



to regain and push the lead to 42-27. Temple couldn't get much going in the third quarter in order to counter the high-powered Blue Devils' offense.

>After putting together a drive to get to the four yardline before the end of the third quarter, the Blue Devils scored again at the start of the final quarter to make the score 49-27.

>Duke added one more touchdown in the fourth quarter to account for the final score, 56-27.

Notes

>The Owls scored the most points in program history this season.

>Wright had the longest kick return in Temple bowl history with a 74-yard return.

>Randall's 52-yard pick-six was the longest interception return in Temple bowl history, he also had seven tackles.

>Randall and DT Michael Dogbe now hold the record for most games played as an Owl with 54. Randall played in 54 consecutive games.

Scoring Summary

		TU-Duke
1st		
10:36	Q.Harris 2 run (C.Wareham kick), 6-77 2:29	0-7
8:43	A.Russo 15 run (W.Mobley kick), 5-26 1:53	7-7
5:42	D.Randall 52 INT return (W.Mobley kick failed)	13-7
2nd		
10:25	R.Ritrovato 1 run (W.Mobley kick), 10-58 3:13	20-7
7:42	D.Jones 34 pass to C.Taylor (C.Wareham kick), 7-70 2:43	20-14
4:26	A.Russo 8 pass to B.Yancy (W.Mobley kick), 9-79 3:16	27-14
1:11	D.Jones 22 pass to T.J.Rahming (C.Wareham kick), 10-75 3:15	27-21
3rd		
11:06	D.Jones 1 run (C.Wareham kick), 9-59 3:54	27-28
7:28	D.Jones 85 pass to T.J.Rahming (C.Wareham kick), 2-83 0:45	27-35
2:49	D.Jones 7 pass to J.Bobo (C.Wareham kick), 9-68 3:01	27-42
4th		
14:55	B.Brown 4 run (C.Wareham kick), 3-10 1:22	27-49
10:16	D.Jones 4 pass to D.Koppenhaver (C.Wareham kick), 7-43 2:56	27-56

Attendance: 27,492

Kickoff time: 12:32 pm

End of Game: 4:11 pm

Total elapsed time: 3:39

Officials: Referee: Mark Kluczynski; Umpire: Brad Hudak; Linesman: Kole Knueppel; Line judge: Vince Winters; Back judge: Dennis Morris; Field judge: Raymond Daniel; Side judge: Don Swanson; Center judge: Tom Riepenhoff

Temperature: 64

Wind: S 11mph

Weather: Overcast

Team Stats	TEM	Duke
First Downs	19	22
Rushes-Yards (Net)	29-53	39-123
Passing Yards (Net)	228	440
Passes Att-Comp-Int	46-25-1	44-32-3
Total Offense Plays-Yards	75-281	83-563
Fumble Returns-Yards	0-0	0-0
Punt Returns-Yards	2-8	3-29
Kickoff Returns-Yards	7-174	4-68
Interception Returns-Yards	3-61	1-8
Punts (Number-Avg)	5-43.2	3-40.7
Fumbles-Lost	2-1	1-0
Penalties-Yards	3-35	4-30
Possession Time	25:53	34:07
Third-Down Conversions	6 of 14	10 of 17
Fourth-Down Conversions	0 of 3	2 of 3
Red-Zone Scores-Chances	3-3	6-6
Sacks By: Number-Yards	3-13	3-20

RUSHING: Temple - Gardner 7-34; Ritrovato 8-15; J.Jennings 6-12; Russo 7-12; Team 1-(-20). Duke - D.Jackson 10-41; B.Brown, B 5-19; Holmberg 1-19; Rahming 2-17; Harris 6-16; Deveaux 3-7; Durant 3-4; Wolitzer 1-3; Carter 2-3; D.Jones 6-(-6).

PASSING: Temple - Russo 25-46-1-228. Duke - D. Jones 30-41-2-423; Harris 2-3-1-17.

RECEIVING: Temple - Yancy 5-57; V.Bryant 4-31; Mack 3-45; Ryan 3-44; R.Jones 2-17; Yeboah 2-11; Myarick 2-10; T.Williams 1-13; Gardner 1-3; Ritrovato 1-(-1); F. Johnson 1-(-2). Duke - Rahming 12-240; Lloyd 5-47; Helm 4-23; Taylor 3-56; D.Jackson 2-7; Harris 1-24; Philyaw-Johnson 1-20; Bobo 1-7; Gray 1-6; D.Jones 1-6; Koppenhaver 1-4.

INTERCEPTIONS: Temple - Randall 1-52; Walls 1-9; Crump 1-0. Duke - Feamster 1-8.

FUMBLES: Temple - Ritrovato 1-1; Team 1-0. Duke - Feamster, B 1-0.

SACKS: Temple - Roche 2.0; Levine 1.0. Duke - Neal 1.0; Jordan 1.0; Dimukeje 1.0.

TACKLES (UA-A): Temple - Roche 6-2; Randall 7-0; Graham-Mobley 4-3; Bradley 4-2; Franklin 5-0; Russell 4-1; J.Thomas 4-0; T.Jones 2-2; Walls 2-2; Levine 3-0; Crump 2-1; Dogbe 2-1; Archibong 1-2; Bruton 2-0; Mason 2-0; Majeh 1-1; Isaacs 1-1; Braswell 1-0; Cruz 1-0; Reid 1-0; Winston 1-0; Kwenkeu 0-1; Hogan 0-1. Duke - Neal 7-1; L.Johnson 5-3; Young 6-1; Hill 1-5; Quansah 5-0; Jordan 4-1; Blackwell 4-1; Feamster 4-0; Waters 2-1; McSwain 2-0; J.Jackson 2-0; Tangelo 1-1; Reed 1-0; B.Brown 1-0; Dimukeje 1-0; Lewis 1-0; Waddell 1-0; A.Williams 1-0; Fuller 1-0; S.Jones 1-0; Hornbuckle 0-1; Rumph 0-1.



2019 MILITARY BOWL



North Carolina 55, Temple 13
Friday, December 27, 2019

Lincoln Financial Field, Annapolis, Md.

TEMPLE FALLS TO UNC IN MILITARY BOWL

ANNAPOLIS, Md. – In front of 24,242 fans at the 2019 Military Bowl the Temple Owls lost to the North Carolina Tar Heels, 55-13.

The Owls finished the season 8-5 for the second year in a row and the Tar Heels finished the season 7-6. WR Jadan Blue finished the game with eight catches for 92 yards. RB Re'Mahn Davis had a receiving and a rushing touchdown. SAF Benny Walls led the team with 12 tackles.

How It Happened

>Temple stalled a productive first drive and was forced to punt. North Carolina got the ball and drove into Temple territory. After forcing a third-and-long, the Owls shut down the Tar Heels and forced

a missed 51-yard field goal. On North Carolina's next drive, QB Sam Howell threw a 39-yard touchdown pass for the first score of the game, 7-0 North Carolina.

>The ensuing Temple drive ended in a missed 42-yard field goal. The first quarter ended 7-0 in favor of North Carolina.

>In the first drive of the second quarter, the Owls held the Tar Heels to a 26-yard field goal. They extended their lead to 10-0 with 10 minutes left in the first half.

>On the next drive, QB Anthony Russo returned to lead the offense. On the second play of the drive, Russo connected with WR Jadan Blue for a 60-yard reception that brought the Owls inside the red zone. RB Re'Mahn Davis finished the drive off with a 4-yard touchdown run. The extra point was blocked and the Tar Heels would maintain a 10-6 lead.

>North Carolina would counter the score with another touchdown of its own. Howell threw a 16-yard back shoulder ball into the end zone that was tipped by SAF Amir Tyler and hauled in by a North Carolina receiver for the score. The Tar Heels added another field goal before halftime and took a 20-6 lead into the half.

>In the first drive of the second half, North Carolina drove down the field 83-yards to make the score 27-6. The Tar Heels then picked off Russo and returned it 20-yards for a touchdown on the next drive to lengthen the lead to 34-6.

>North Carolina scored again on its next possession.



A trick play from the two-yard line led to the score and a 41-6 lead. The Owls got on the board again with five minutes to play in the third. SAF Benny Walls forced and recovered a fumble that set up Temple at the 50 yardline. Just four plays later, Davis caught a screen pass from QB Todd Centeio that he took 45-yards down the field for his second touchdown of the day. North Carolina took a 41-13 lead into the final 15 minutes of play.

>North Carolina scored on the opening drive of the fourth quarter to extend its lead to 48-13. The Tar Heels added another touchdown to make it 55-13 with two minutes to play in the game.

Notes

>Temple WR Jadan Blue became the first receiver in program history to break 1,000 yards receiving in a single season.

>OL Jovahn Fair became the first Owl to ever start in four bowl games.

Scoring Summary

		TEM-NC
1st		
6:24	S.Howell 39 pass to D.Brown (N.Ruggles kick), 2-63 0:27	0-7
2nd		
10:17	N.Ruggles 26 FG, 16-66 5:41	0-10
7:59	R.Davis 4 run (W.Mobley kick blocked), 5-75 2:18	6-10
4:14	S.Howell 16 pass to D.Newsome (N.Ruggles kick), 8-75 3:45	6-17
0:00	N.Ruggles 36 FG, 4-44 0:28	6-20
3rd		
11:24	A.Williams 1 run (N.Ruggles kick), 10-83 3:36	6-27
11:12	S.Duck 20 INT return (N.Ruggles kick)	6-34
6:54	R.Groves 2 pass to S.Howell (N.Ruggles kick), 7-31 2:57	6-41
3:21	T.Centeio 45 pass to R.Davis (J.LaFree kick), 4-51 1:52	13-41
4th		
13:51	S.Howell 29 pass to D.Newsome (N.Ruggles kick), 9-88 4:30	13-48
2:11	A.Williams 2 run (J.Kim kick), 12-52 7:43	13-55

UNC (7-6)	7	13	21	14	55
Temple (8-5)	0	6	7	0	13

Attendance: 24,242
Kickoff time: 12:02 pm
End of Game: 3:23 pm
Total elapsed time: 3:21
Weather: Overcast
Officials: Referee: Mi. VanderVelde; Umpire: Rico Orsot; Linesman: Greg Downum; Line judge: Steve Hoslett; Back judge: Robert Lewis; Field judge: Matt Binford; Side judge: Richard Corona; Center judge: Tim Davis

Team Stats	UNC	TEM
First Downs	33	16
Rushes-Yards (Net)	40-238	34-78
Passing Yards (Net)	296	194
Passes Att-Comp-Int	35-26-0	32-18-2
Total Offense Plays-Yards	75-534	66-272
Fumble Returns-Yards	0-0	0-0
Punt Returns-Yards	1-16	0-0
Kickoff Returns-Yards	2-38	4-92
Interception Returns-Yards	2-20	0-0
Punts (Number-Avg)	0-0.0	3-34.3
Fumbles-Lost	1-1	0-0
Penalties-Yards	6-63	8-65
Possession Time	32:30	27:30
Third-Down Conversions	11 of 14	6 of 16
Fourth-Down Conversions	1 of 1	2 of 3
Red-Zone Scores-Chances	7-7	1-2
Sacks By: Number-Yards	3-19	0-0

RUSHING: UNC - J.Williams 14-85; Carter 18-84; Howell 3-53; A.Williams 5-16. Temple - Davis 15-36; Ruley 3-13; Beatty 2-12; Mack 1-7; Centeio 5-5; Blue 2-5; Jennings 1-3; Saydee 2-2; Russo 3-(-5).

PASSING: UNC - Howell 25-34 0-294; Groves 11-10-2. Temple - Russo 12-20-1128; Centeio 6-12-166.

RECEIVING: UNC - Newsome 8-71; Brown 5-87; Corrales 4-82; J.Williams 3-24; Green 3-23; Bargas 1-9; Howell 1-2; Carter 1-(-2). Temple - Blue 8-92; Barbon 3-27; Mack 3-18; Davis 2-44; Reams 1-9; Williams 1-4.

INTERCEPTIONS: UNC - Duck 1-20; Fox 1-0. Temple - None.

FUMBLES: UNC - Newsome 1-1. Temple - None.

SACKS: UNC - Fox 1.5; Surratt 0.5; Chapman 1.0. Temple - None.

TACKLES (UA-A): UNC - Chapman 5-5; Ross 3-3; Surratt 4-1; Duck 4-1; Dorn 2-3; Fox 2-3; Gemmel 0-5; Taylor 3-1; Strowbridge 3-0; Hollins 3-0; Hopper 1-2; Jackson 1-1; Vohasek 1-1; Crawford 1-0; Morrison 1-0; Brooks 1-0; Gill 1-0; Eklund 1-0; T.Fox 0-1; Asante 0-1. Temple - Walls 3-9; Russell 6-3; Bradley 3-5; Franklin 3-4; Tyler 4-2; Roche 3-2; Braswell 4-0; Mesday 2-2; Levine 2-2; Archibong 1-3; Monroe 0-4; Mason 1-2; Johnson 0-3; Majieh 0-2; Kelly 0-2; C.Moore 1-0; Ebiketie 1-0; Isaacs 1-0; Cruz 1-0; Banks 0-1; Jennings 0-1; Kwenkeu 0-1; Joe-Kamara 0-1; Saydee 0-1.



POST SEASON / SENIORS



NFL COMBINE

1987	Willie Marshall.....	WR
	Paul Palmer	RB
1988	Keith Gloster	WR
	Mike Hinnant.....	TE
1989	Todd McNair.....	RB
1990	Ed Liberati.....	K/P
1991	Swift Burch	DE
1992	George Deveney	TE
	James Harris.....	DE
	Santo Stephens.....	LB
1994	Tre Johnson.....	DT
1996	Willie Brown	LB
	Jon Clark.....	OT
	Lance Johnstone	DE
1997	Alshermond Singleton.....	LB
1999	Stacey Mack	FB
2001	Mathis Nkwenti.....	OT
2002	Raheem Brock.....	DE
2003	Dan Klecko	DT
2005	Rian Wallace	LB
2009	Terrance Knighton.....	DT
2011	Jaquan Jarrett.....	S
	Elijah Joseph.....	LB
	Muhammad Wilkerson.....	DT
2012	Bernard Pierce	RB
	Evan Rodriguez.....	FB
	Tahir Whitehead.....	LB
2013	Montel Harris.....	RB
2016	Matt Ioannidis	DL
	Tyler Matakevich.....	LB
	Tavon Young	DB
2017	Dion Dawkins.....	OG
	Nate Hairston.....	CB
	Haason Reddick.....	LB
	Jahad Thomas.....	RB
2018	Sean Chandler.....	S
2019	Ryquell Armstead	RB
	Rock Ya-Sin.....	CB
2020	Shaun Bradley	LB
	Harrison Hand	CB
	Matt Hennessy	C
	Chapelle Russell.....	LB

SENIOR SHOWCASE BOWLS

1932	Leon Whittock, HB.....	North-South All-Star Game
1940	Chuck Drulis, T	Blue-Gray Football Classic
	Ed Kolman, T	East-West Shrine Bowl
1942	Andy Tomasic, TB	North-South All-Star Game
1944	Jack Burns, QB	Blue-Gray Football Classic
1945	Jack Burns, QB	Blue-Gray Football Classic
	Mort Hochheiser, C.....	Blue-Gray Football Classic
	Mike Jarmoluk, T.....	Blue-Gray Football Classic
	Phil Slosburg, HB.....	Blue-Gray Football Classic
	Gene Zawoiski, HB.....	Blue-Gray Football Classic
1946	Joe Nejman, HB	Blue-Gray Football Classic
	John Rogers, E	Blue-Gray Football Classic
1947	Joe Nejman, HB	Blue-Gray Football Classic
1948	John Rogers, E	Blue-Gray Football Classic
1972	Nick Mike-Mayer, PK	Blue-Gray Football Classic
	Nick Mike-Mayer, PK	Senior Bowl
1973	Randy Grossman, TE.....	North-South All-Star Game
1974	Henry Hynoski, FB.....	All-American Bowl (MVP)
	Steve Joachim, QB.....	Blue-Gray Football Classic
	Steve Joachim, QB.....	All-American Bowl
1975	Don Bitterlich, PK.....	Hula Bowl
	Don Bitterlich, PK.....	Japan Bowl
1985	John Rienstra, OG	Blue-Gray Football Classic
	John Rienstra, OG	Senior Bowl
1986	Willie Marshall, WR	Blue-Gray Football Classic
	Willie Marshall, WR	Hula Bowl
	Paul Palmer, RB	Blue-Gray Football Classic (MVP)
	Paul Palmer, RB	Hula Bowl (MVP)
1987	Mike Hinnant, TE.....	Blue-Gray Football Classic
1990	Rich Drayton, WR	All-American Classic
1991	Santo Stephens, LB.....	Blue-Gray Football Classic
1992	Joe Burgos, OG.....	All-American Classic
1993	Tré Johnson, OT	East-West Shrine Bowl
	Tré Johnson, OT	Senior Bowl
1995	Willie Brown, LB	Blue-Gray Football Classic
	Willie Brown, LB	East-West Shrine Bowl
	Lance Johnstone, LB	Senior Bowl
	John Summerday, OG.....	Blue-Gray Football Classic
	John Summerday, OG.....	East-West Shrine Bowl
	John Summerday, OG.....	Hula Bowl
1996	Alshermond Singleton, LB.....	Senior Bowl
1998	Stacey Mack, RB	Blue Gray Football Classic (MVP)
	Stacey Mack, RB	Senior Bowl
2000	Mathias Nkwenti, OT.....	Blue-Gray Football Classic
2001	Raheem Brock, DE.....	Blue-Gray Football Classic
	Chonn Lacey, CB	Blue-Gray Football Classic

2002	Dan Klecko, DT.....	East-West Shrine Bowl
2005	Antwon Burton, DT	East-West Shrine Bowl
	Jake Hendy, P.....	Las Vegas All-Star Classic
	Mike Mendenhall, DT.....	Magnolia Gridiron All-Star Classic
2006	Elliot Seifert, OT	Texas vs. the Nation
2008	Terrance Knighton, DT.....	Texas vs. the Nation
2009	Alex Joseph, LB.....	Texas vs. the Nation
	Steve Maneri, TE.....	Texas vs. the Nation
	Andre Neblett, NT.....	Texas vs. the Nation
2010	Jaquawn Jarrett, S.....	Senior Bowl
2011	Derek Dennis, OL	East-West Shrine Bowl
	Kee-ayre Griffin, DB.....	NFLPA Collegiate Bowl
	Kevin Kroboth, DB	Casino Del Sol All-Star Game
	Evan Rodriguez, TE	East-West Shrine Bowl
	Wayne Tribue, OL	Casino Del Sol All-Star Game
2012	Montel Harris, RB	East-West Shrine Bowl
	Brandon McManus, K/P... ..	Casino Del Sol All-Star Game
	Martin Wallace, OL	Raycom All-Star Classic
2013	Cody Booth, OL.....	Medal of Honor Bowl
	Paul Layton, P	Medal of Honor Bowl
	Abdul Smith, DB	NFLPA Collegiate Bowl
2015	Robby Anderson, WR.....	East-West Shrine Game
	Kyle Friend, OL	NFLPA Collegiate Bowl
	Matt Ioannidis, DL	Senior Bowl
	Tyler Matakevich, LB.....	Senior Bowl
	Tavon Young, DB.....	Senior Bowl
2016	Dion Dawkins, OL	Senior Bowl
	Nate Hairston, WR	East-West Shrine Game
	Praise Martin-Oguike, DL.....	Tropical Bowl
	Haason Reddick, DL.....	Senior Bowl
	Avery Williams, LB	NFLPA Collegiate Bowl
2017	Sean Chandler, DB	NFLPA Collegiate Bowl
	Adonis Jennings, WR.....	NFLPA Collegiate Bowl
	Keith Kirkwood, WR.....	NFLPA Collegiate Bowl
2018	Ryquell Armstead, RB.....	Senior Bowl
	Michael Dogbe, DT.....	East-West Shrine Game
	Delvon Randall, SAF.....	East-West Shrine Game
	Rock Ya-Sin, CB	Senior Bowl
2019	Shaun Bradley, LB	NFLPA Collegiate Bowl
	Jovahn Fair, OL.....	NFLPA Collegiate Bowl
	Sam Franklin, LB	Tropical Bowl
	Matt Hennessy, OL	Senior Bowl
	Chapelle Russell, LB	NFLPA Collegiate Bowl
	Isaiah Wright, WR.....	East-West Shrine Game
2022	Xach Gill, DL.....	Tropical Bowl
	Adonias Sanders, WR.....	Tropical Bowl

f TEMPLE FOOTBALL @temple_fb



Rock Ya-Sin and Ryquell Armstead



TEMPLE UNIVERSITY

THE NATIONAL FOOTBALL FOUNDATION
CONGRATULATES
Paul Palmer
TEMPLE UNIVERSITY
AS A MEMBER OF THE
2018 COLLEGE FOOTBALL HALL OF FAME CLASS
December 4, 2018 - New York City



TEMPLE HALL OF FAME




DHAMIRI ABAYOMI /DON COUNCIL (1960-62)
Leading ground-gainer in 1960, netting 465 yards on 84 carries (inducted in 1978)



JIM CALLAHAN (1966-68)
Caught 36 career TD passes, scored TDs on his first 10 receptions (inducted in 1981)



MIKE HINNANT (1984-87)
Honors include first team AP All-East, Sporting News All-America, and Temple's MVP (inducted in 1998)



ANTHONY ANDERSON (1975-78)
Third-leading ground-gainer all-time, 1976 All-America and All-East honors (inducted in 1994)




STEVE CONJAR (1978-81)
A 1980 and 1981 AP All-American, holds four Temple tackling records (inducted in 1999)



JIM HONOCHICK (1938-39)
Football and baseball star, became one of major league's top umpires (inducted in 1971)



BILL BERNARDO (1946, 1948-49)
Top ground-gainer in 1949, earned All-East honors as a senior (inducted in 1978)



MIKE CURCIO (1976-79)
Honorable Mention All-American, team captain of 1979 Garden State Bowl team (inducted in 2010)




HENRY HYNOSKI (1972-74)
Was Temple's leading rusher upon graduation with 2,218 yards and still remains among the all-time leaders (inducted in 1994)



DON BITTERLICH (1973-75)
Nation's top kicker in 1975, set six NCAA records while booting the longest field goal in Temple history (inducted in 2007)



TONY DOUGAL (1930-31)
1931 All-East Team, played on offense, defense and special teams (inducted in 1982)



MIKE JARMOLUK (1942-43, 1945)
All-around athlete, 1945 Blue-Gray game and All-America honorable mention (inducted in 1975)




JACK BONNER (1927-30)
All-around athlete who earned 11 letters (four in football), 1930 team captain (inducted in 1973)



CHUCK DRULIS (1938-40)
1940 team captain, earned All-East honors twice, played in 1940 Blue-Gray game (inducted in 1976)



STEVE JOACHIM (1973-74)
Temple's only Maxwell Trophy winner (1974), a Walter Camp first team All-American (inducted in 1986)



TODD BOWLES (1982-85)
All-America defensive back that went on to play eight seasons in the NFL (inducted in 2001)



AL GOLDEN (2006-10)
Resurrected Football program. Led Owls to school record 9 consecutive wins and 2009 Eagle Bank Bowl. Named 2009 MAC Coach of the Year. (inducted in 2020)



TRÉ JOHNSON (1990-93)
Offensive lineman that was a three-time All-Big East selection and nine year NFL veteran (inducted in 2004)



MARK BRIGHT (1976-79)
Named MVP of 1979 Garden State Bowl, sixth leading rusher in Owl history (inducted in 2008)




STAN GRAYSON (1934-37)
Played in every Owl football game for four years, played in two all-star games (inducted in 1982)



LANCE JOHNSTONE (1992-95)
Freshman All-American and three-time All-Big East honoree; holds school record with 288 solo tackles (inducted in 2012)




RAHEEM BROCK (1998-2001)
Second generation Owl who notched 20 career sacks and 38 TFLs, 10-year NFL vet and SB41 Champ (inducted in 2014)




RANDY GROSSMAN (1971-73)
A third team AP All-American in 1973, selected for Senior Bowl All-Star game (inducted in 1986)




MOE KATZ (1937-38)
1937 & 1938 co-captain under coach Pop Warner, workhorse on offense and defense (inducted in 1978)




BRIAN BROOMELL (1976-79)
Owned four passing records and shares a fifth, QB'd Owls in '79 Garden State Bowl (inducted in 1997)



SWEDE HANSON (1927-30)
Scored 29 points in 110-0 victory over Blue Ridge in 1927, earned All-East honors as a senior (inducted in 1969)




BUCKO KILROY (1940-41)
Started every game, All-America honorable mention, six-time all-pro with Philadelphia Eagles (inducted in 1977)



HENRY BURRIS (1993-96)
Held every major passing record at Temple for two decades. Three-time Grey Cup Winner, two-time CFL MVP. (inducted in 2018)



WAYNE HARDIN (1970-82)
Temple's winningest football coach with an 80-52-3 record in 13 seasons (inducted in 1994)



DAN KLECKO (1999-2002)
2nd generation Owl HOF, 2-time all-conference and 2nd team All-American, 3-time Super Bowl Champ (inducted in 2014)



TEMPLE HALL OF FAME



JOE KLECKO
(1973-76)
Three-season leader in tackles, earned numerous honors, four-time NFL All-Pro (inducted in 1987)



JOE NEZMAN
(1942, 1946-47)
1947 captain and All-America honorable mention, '46 and '47 Blue-Gray game, 1947 Temple MVP (inducted in 1977)



DAVE SMUKLER
(1934-35)
Played the entire 60 minutes in the first Sugar Bowl game (1935), set several rushing records (inducted in 1969)



ED KOLMAN
(1937-39)
Three-time All-American, 1940 Eastern College All-Star, East-West Shrine game (inducted in 1971)



PAUL PALMER
(1983-86)
Heisman trophy runner-up in 1986, Temple's all-time leading rusher with 4,895 yards (inducted in 2000)



PETE STEVENS
(1933-35)
Captain of 1935 Sugar Bowl team, 1933 MVP, coached football and baseball at Temple (inducted in 1974)



WILLIE MARSHALL
(1983-86)
Held Temple record for receiving yards (2,272) for 32 years. His 111 catches ranked third all-time at the end of his career. Earned HM All-America in '85 with 40-893-9TDs. (inducted in 2022)



HANK REESE
(1930-31)
Helped Temple to a 7-3 record in 1930 and an 8-1-1 mark in 1931, gaining All-American mention (inducted in 1976)



ANDY TOMASIC
(1939-41)
Record-setting triple threat player, played in 1942 North-South All-Star game (inducted in 1971)



TODD MCNAIR
(1985-88)
Sixth best rusher in Temple history (2,383 yards on 576 attempts). Honorable mention All-American (1987); AP All-East 1987, 1988. Played 8 NFL seasons. (inducted in 2020)



JOHN RIENSTRA
(1983-85)
First team AP All-America honors, two-time All-East, Steelers' first-round draft pick (inducted in 1997)



JOHN WALLER
(1966-68)
Record-breaking quarterback who passed for 3,756 yards and 45 touchdowns (inducted in 1983)




CHET MESSERVEY
(1933-36)
Earned All-American mention in 1936, later coached at Temple (inducted in 1980)



TEX ROBINSON
(1951-55)
Temple's most valuable player in 1952 and 1954, led Owls in scoring and rushing (inducted in 1980)



GLENN S. "POP" WARNER
(1933-38)
One of college football's most famous and innovative coaches (inducted in 1971)



NICK MIKE-MAYER
(1970-72)
Record-breaking collegiate place-kicker, career total of 156 points (inducted in 1985)



JOHN ROGERS
(1942; 1946-48)
1946 and '48 Blue-Gray games and honorable mention All-American, 1948 MVP and captain (inducted in 1987)



STEVE WATSON
(1976-78)
Sixth all-time career pass receiving leader (98 receptions for 1,629 yards, 7 TDs) (inducted in 1995)




HENRY MILLER
(1925-32)
Temple head coach with outstanding 50-15-8 record, had a winning record every year (inducted in 1973)



KEVIN ROSS
(1980-83)
1983 team captain with 15 career INTs. Played 14 seasons in NFL and elected to two Pro Bowls. (inducted in 2006)




GROVER WEARSHING
(1927-30)
Four-sport athlete (11 letters), set passing record that stood for 40 years (inducted in 1971)



BOB MIZIA
(1973-75)
One of TU's top return men. Ranked 5th all-time in INTs (11). Tied for 3rd in school history with 2 career punt return TDs. (inducted in 2020)




DOUG SHOBERT
(1970-72)
1971 AP All-America team and 1972 team captain; career completion pct. record holder (inducted in 2012)



GAVIN WHITE, JR.
(1949-51)
Outstanding Temple player, coach and director of athletics (inducted in 1980)



JOE MORELLI
(1961-64)
Two-way football player and also lettered in track. Led conference in interceptions (5) in 1963 and selected All-East. Earned 1964 Owl Award for outstanding student-athlete. (inducted in 2020)



BILL SINGLETARY
(1970-72)
1972 Playboy magazine's All-America and Walter Camp All-America team (inducted in 1984)



LEON WHITTOCK
(1930-32)
1932 team captain, triple-threat player, All-America honorable mention (inducted in 1971)



RAY MORRISON
(1940-48)
College Football HOF member, won 31 games with Owls including 7 win seasons in '41 & '45 (inducted in 2014)



PHIL SLOSBURG
(1945-47)
Earned numerous awards including 1947 second team All-America honors (inducted in 1979)



ANTHONY YOUNG
(1981-84)
Temple's career interceptions leader and 3rd round NFL draft pick (inducted in 2005)


The careers and accomplishments of 56 distinguished Temple players and coaches have been recognized by their induction into the Temple University Athletics Hall of Fame, established in 1969.



ALL-TIME HONORS



COLLEGE FOOTBALL HALL OF FAME




Glenn "Pop" Warner
1951



Ray Morrison
1954




Wayne Hardin
2013



Paul Palmer
2018

PRO FOOTBALL HOF



Joe Klecko
2023

ALLSTATE AFCA GOOD WORKS TEAM*

- 2003 Yazid Jackson, FS
- 2007 Alex Derenthal, C
- 2010 Amara Kamara, LB
- 2011 Wayne Tribue, OL
- 2012 Brandon McManus, K/P

PHILADELPHIA SPORTSWRITERS ASSOCIATION TEAM OF THE YEAR

- 1979 Temple University
- 2015 Temple University

EASTERN COLLEGE ATHLETIC CONFERENCE DIVISION I-A TEAM OF THE YEAR

- 1979 Temple University
- 2015 Temple University
- 2016 Temple University

NCAA MOST IMPROVED TEAM

- 1990 Temple University

T.E.A.M. AWARD

Athletic Department recognition for Temple's Exceptional Acts for Mankind

- 2009 Temple Football (inaugural)
- 2010 Temple Football

MOST VALUABLE PLAYERS

presented by the Philadelphia Affiliate of Susan G. Komen for the Cure

- 2011 Temple Football

ROBERT P. LEVY AWARD FOR OUTSTANDING COMMUNITY SERVICE

presented by the Philadelphia Sports Congress

- 2009 Temple Football

TEMPLE UNIVERSITY OWLS DAY

Proclamation presented by the City of Wildwood, NJ

- 2013 Temple Football (July 20, 2013)

FREDDIE SOLOMON COMMUNITY SPIRIT AWARD FINALIST

- 2014 Kenneth Harper

TEMPLE ENTERPRISE SPIRIT AND SPORTSMANSHIP AWARD

- 2014 Zack Bambarly

TEMPLE TEAMMATES COMMUNITY SERVICE AWARD

- 2014 Tyler Mayes

OWLSPORTS.COM STUDENT-ATHLETE OF THE MONTH

Presented by Under Armour


- Oct.'09 Bernard Pierce, RB
- Nov.'09 Delano Green, WR
- Sept.'10 Brandon McManus, K/P
- Oct.'10 Matt Brown, RB
- Sept.'11 Bernard Pierce, RB
- Nov.'11 Brandon McManus, K/P
- Nov.'12 Brandon McManus, K/P
- Nov.'13 Robby Anderson, WR
- Oct. '15 Tyler Matakevich, LB
- Nov. '15 Tyler Matakevich, LB
- Oct. '16 Haason Reddick, DL
- Nov. '17 Frank Nutile, QB
- Sept. '18 Ryquell Armstead, RB
- Oct. '18 Anthony Russo, QB
- Nov. '18 Ventell Bryant, WR
- Nov. '19 Quincy Roche, DE
- Oct.'20 Anthony Russo, QB
- Sept. '22 Layton Jordan, OLB
- Nov., '22 E.J. Warner, QB

OWLSPORTS.COM STUDENT-ATHLETE OF THE WEEK

Presented by Under Armour

- 5 times Bernard Pierce, RB (10/5/09, 10/26/09, 9/20/10, 9/6/11, 9/27/11)
- 4 times Phillip Walker (11/18/13, 10/5/15, 11/23/15, 12/5/16)
Tyler Matakevich, LB (9/30/13, 12/8/14, 9/12/15, 11/30/15)
Matt Brown, RB (10/4/10, 10/24/11, 11/14/11, 11/28/11)
- 3 times Ryquell Armstead, RB (10/3/16, 10/24/16, 9/17/18)
Jahad Thomas, RB (9/7/15, 9/26/16, 10/17/16)
- 2 times E.J. Warner, QB (11/12/22, 11/26/22)
Isaiah Wright (11/26/18 and 10/3/19)
Montel Harris (10/9/12, 11/19/12)
Jaiquawn Jarrett, DB (10/12/09, 9/27/10)
- 1 time Edward Saydee, RB (11/5/22)
Alex Odom, SAF (9/24/22)
D'Wan Mathis, QB (10/2/21)
Randle Jones, WR (9/11/21)
Christian Braswell (10/31/20)
Jadan Blue (10/24/20)
Arnold Ebiketie (10/17/20)
Isaiah Graham-Mobley (10/10/20)
Sam Franklin (11/30/19)
Quincy Roche (11/16/19)
Benny Walls (9/28/19)
Ifeanyi Majieh (9/14/19)
Anthony Russo (10/8/18)
Michael Dogbe (9/17/18)
Sharif Finch, DL (11/6/17)
Logan Marchi, QB (10/7/17)
Ventell Bryant, WR (11/19/16)
Matt Ioannidis, DL (10/12/15)
Praise Martin-Oguike, DL (11/2/14)
Averee Robinson, DL (9/1/14)
Robby Anderson, WR (10/28/13)
Jalen Fitzpatrick, WR (10/21/13)
Chris Coyer, QB (12/19/11)
Stephen Johnson (10/10/11)
Mike Gerardi, QB (11/8/10)
Muhammad Wilkerson, DL (9/13/10)
Brandon McManus, K/P (9/7/10)
Delano Green, WR (11/23/09)
Elijah Joseph, LB (9/28/09)

RETIRED JERSEY



Bill Singletary
#64

TEMPLE FOOTBALL @temple_fb



ALL-TIME HONORS



COACH OF THE YEAR

1974	Wayne Hardin - District II.....	Coach and Athlete Magazine
	Wayne Hardin - District II.....	Kodak
1990	Jerry Berndt.....	Metropolitan Football Writers Association
	Jerry Berndt.....	Mizlou Sports/News Network
2009	Al Golden.....	New Jersey Sportswriters
	Al Golden.....	Mid-American Conference
2015	Matt Rhule - Tri-State.....	Maxwell Football Club
	Matt Rhule.....	Maxwell Football Club
	Matt Rhule.....	Eastern College Athletic Conference
2017	Matt Rhule.....	Metropolitan New York Football Writers Association
	Geoff Collins.....	Eastern College Athletic Conference

BROYLES AWARD NOMINEE

College Football's Top Assistant Coach

2014	Phil Snow	2017	Jim Panagos
2015	Phil Snow	2018	Chris Wiesehan
2016	Phil Snow		

AFCA 35 UNDER 35

2017	Andrew Thacker	2021	Jake Landry
------	----------------	------	-------------

PLAYER OF THE YEAR

1974	Steve Joachim, QB.....	Maxwell Football Club
	Steve Joachim, QB - Eastern.....	United Press International
	Steve Joachim, QB (shared).....	East Coast Athletic Conference
	Steve Joachim, QB - District II.....	Coach and Athlete Magazine
1985	Paul Palmer, TB (shared).....	East Coast Athletic Conference
1986	Paul Palmer, TB.....	East Coast Athletic Conference
2002	Dan Klecko, DT - Tri-State.....	Maxwell Football Club
2009	Adrian Robinson, DE - Defensive.....	Mid-American Conference
2011	Bernard Pierce, RB - Offensive.....	East Coast Athletic Conference
2012	Matt Brown, KR/PR - Special Teams.....	Big East
	Montel Harris, RB.....	Philadelphia Inquirer
	Brandon McManus, K/P - Specialist.....	College Football Performance Awards
2015	Tyler Matakevich, LB.....	Chuck Bednarik Award
	Tyler Matakevich, LB.....	Bronko Nagurski Trophy
	Tyler Matakevich, LB - Connecticut Player of the Year.....	Walter Camp
	Tyler Matakevich, LB - Defensive.....	American Athletic Conference
	Tyler Matakevich, LB - Defensive.....	Eastern College Athletic Conference
	Tyler Matakevich, LB - Outstanding Amateur Athlete.....	PSWA
	Shabaz Ahmaed, OL - College Player of the Year.....	Brooks-Irvine
	Eric Lofton, OL - College Player of the Year.....	Brooks-Irvine
2017	Daniel Archibong, DT - Def. Rookie.....	Eastern College Athletic Conference
2018	Isaiah Wright, RS - Special Teams.....	American Athletic Conference
	Ryquell Armstead, RB - College Player of the Year.....	Brooks-Irvine
	Adam Klein, OL - Offensive Rookie.....	Eastern College Athletic Conference
2019	Quincy Roche, DE - Defensive.....	American Athletic Conference
	Quincy Roche, DE - Defensive.....	Eastern College Athletic Conference
	Shaun Bradley, LB - College Player of the Year.....	Brooks-Irvine
	Re'Mahn Davis, RB - Rookie.....	Eastern College Athletic Conference

FRESHMAN OF THE YEAR

1979	Kevin Duckett, RB (shared).....	East Coast Athletic Conference
1983	Paul Palmer, TB.....	East Coast Athletic Conference
1997	Stacey Mack, RB.....	East Coast Athletic Conference
2009	Bernard Pierce, RB.....	Mid-American Conference
2012	Tyler Matakevich, LB.....	Big East
	Tyler Matakevich, LB - Defensive.....	Eastern College Athletic Conference
2017	Dan Archibong, DL - Defensive.....	Eastern College Athletic Conference
2018	Adam Klein, OL - Offensive.....	Eastern College Athletic Conference
2019	Re'Mahn Davis, RB - Offensive.....	Eastern College Athletic Conference
2022	E.J. Warner, QB - Offensive.....	American Athletic Conference
	E.J. Warner, QB - Offensive.....	Eastern College Athletic Conference

MOST VALUABLE PLAYER

1974	Henry Hynoski, RB.....	American Bowl
1979	Mark Bright, RB.....	Garden State Bowl
2011	Chris Coyer, QB (offensive MVP).....	Gildan New Mexico Bowl
2011	Tahir Whitehead, LB (defensive MVP).....	Gildan New Mexico Bowl
2016	Phillip Walker, QB.....	American Athletic Conference Championship
2017	Frank Nuttle, QB.....	Bad Boy Mowers Gasparilla Bowl
2018	Delvon Randall, SAF (defensive MVP).....	Independence Bowl

ALL-COLLEGE FOOTBALL INSIDERS

2009	Colin Madison, OL	HM
	Bernard Pierce, RB	HM

ALL-AMERICA BOARD OF FOOTBALL

1935	Joseph J. Zanin
------	-----------------

STANLEY WOODWARD MAGAZINE ALL-EAST

1954	Larry Cardonick
------	-----------------

JASON WITTEN AWARD

2017	Keith Kirkwood - Semifinalist
------	-------------------------------

ALL-AMERICAN

	AP	UPI	FW	SI	WC	P	AF	SN	US	PS	CF
1941	Frank "Bucko" Kilroy, OT	HM									
1947	Phil Slosburg, HB	2									
1971	Doug Shobert, QB	HM									
1972	Randy Grossman, TE	3									
	Bill Singletary, OG				1	1					
1974	Steve Joachim, QB	3	2		1						
	Joe Klecko, NT	HM									
	Pat Staub, OG	HM									
	Henry Hynoski, FB	HM									
1975	Joe Klecko, NT	HM									
1978	Bob Brewer, OG		●								
1979	Bob Brewer, OG		●								
	Mike Curcio, LB	HM									
1980	Steve Conjar, LB	HM									
1981	Steve Conjar, LB	HM									
1984	Todd Bowles, DB	HM									
	John Rienstra, OG	HM									
1985	John Rienstra, OG	1		1							
	Willie Marshall, WR	HM									
	Paul Palmer, TB	HM	2								
1986	Mike Hinnant, TE	HM									
	Paul Palmer, TB	1	1	1	1						
1987	Todd McNair, TB	HM									
	Mike Hinnant, TE	HM									
	Kevin Jones, OT	HM									
1988	Loranzo Square, LB	HM									
1992	Tré Johnson, OT		3								
2002	Dan Klecko, DT	2									3
2003	Rian Wallace, LB										2
2009	Bernard Pierce, RB										HM
2013	Tyler Matakevich, LB			HM							
2015	Tyler Matakevich, LB	1		1	1		●	2	1	1	
	Matt Ioannidis, DL										3
	Dion Dawkins, OL										4
2016	Haason Reddick, DL										4
2018	Isaiah Wright, RS							1			
	Rock Ya-Sin, CB										4
2019	Matt Hennessy	3							2		
	Quincy Roche			1				2	2		

FRESHMAN ALL-AMERICAN

	CF	FW	FN	SN	AT	PF	ES	TA
1992	Lance Johnstone, LB			3				
1998	Carlos Johnson, WR			HM				
	Leon Gray, LB			HM				
1999	Dan Klecko, DT			1	1			
2002	Rian Wallace, LB				4			
2005	Alex Derenthal, C				HM			
2006	Jake Brownell, P				HM			
	Junior Galette, LB				HM			
	Devin Tyler, OT				HM			
2009	Bernard Pierce, RB	2						
2012	Tyler Matakevich, LB			●				
2013	Phillip Walker, QB	HM						
2019	Re'Mahn Davis					1	1	
2022	Jalen McMurray, CB	2						2
	E.J. Warner, QB	HM				1		

SOPHOMORE ALL-AMERICAN

	CF	FW	FN	SN	
2013	Tyler Matakevich, LB	1			

AF - American Football Coaches Association
 AP - Associated Press
 CF - College Football News
 EC - East Coast Athletic Conference
 ES - ESPN
 FN - Football News
 FW - Football Writer's Association of America
 P - Playboy

PF - Pro Football Focus
 PS - Phil Steele Publications
 SI - Sports Illustrated
 SN - Sporting News
 TA - The Athletic
 UPI - United Press International
 US - USA Today
 WC - Walter Camp Football Foundation



ALL-CONFERENCE



ALL-EAST

	AP	UPI	ECAC
1931 Tony Dougal, T	1		
1940 Chuck Drulis, T	1		
1941 Bucko Kilroy, T	1		
1947 Phil Slosburg, HB	1		
1971 Doug Shobert, QB	2		
1972 Randy Grossman, TE	1		
1973 Henry Hynoski, FB	HM		
1974 Henry Hynoski, FB	1		
Steve Joachim, QB	1	1	●
Joe Klecko		1	
Pat Staub, OG	1		
1975 Joe Klecko, NT	1		
Pat Staub, OG	1		
1976 Anthony Anderson, RB	2	2	
1977 Casey Murphy, P	1		●
1978 Bob Brewer, OG		HM	
Casey Murphy, P	1	HM	●
1979 Gerald Lucear, FL	1	1	
Mike Curcio, LB	2		
Casey Murphy, P	1	HM	●
1980 Steve Conjar, LB	2		
1981 Steve Conjar, LB	1		
1983 Paul Palmer, TB	1		
1984 Todd Bowles, DB	1		
Paul Palmer, TB	1		
John Rienstra, OG	1		
1985 Paul Palmer, TB	1		●
John Rienstra, OG	1		
Willie Marshall, WR	2		
Lee Saltz, QB	HM		
1986 Paul Palmer	1		●
Mike Hinnant, TE	1		
Keith Gloster, WR	2		
Bill Wright, PK	2		
Larry Brewton, DB	2		
Ed Liberati, P	2		
Kevin Jones, OT	HM		
Willie Marshall, WR	HM		
Shelly Poole, FB	HM		
Steve Dmonoski, DE	HM		
1987 Mike Hinnant, TE	1		
Kevin Jones, OT	2		
Todd McNair, TB	2		
Joe Possenti, LB	2		
Carl Holmes, OT	HM		
Ralph Jarvis, DE	HM		
Maurice Johnson, TE	HM		
Eddie Parker, FS	HM		
Loren Schonyers, LB	HM		
1988 Loranzo Square, LB	2		
Matt Baker, QB	HM		
Rich Drayton, SE	HM		
Joe Greenwood, CB	HM		
Ed Liberati, P	HM		
Todd McNair, RB	HM		
Mike Palys, FL	HM		
Andy Pappalardo, DE	HM		
Anthony Tezsla, LB	HM		
Carnell Washington, DE	HM		
Bill Wright, PK	HM		
1990 Matt Baker, QB	1		
Dick Beck, C	1		
Rich Drayton, WR	1		
Kenyatta Rush, DT	1		
Kevin McCoy, KR	2		
Bob Wright, PK	2		
Trent Thompson, P	HM		

ALL-BIG EAST

	BE	ECAC
1991 Brian Krulikowski, OG	1	
Swift Burch, DT	2	
Tré Johnson, OT	2	
Trent Thompson, P	HM	
1992 Lew Lawhorn, RS	1	●
Tré Johnson, OT	2	
Lance Johnstone, LB	2	
1993 Tré Johnson, OT	1	
Lance Johnstone, LB	2	
1994 Henry Burris, QB	2	
Lance Johnstone, LB	2	●
John Summerday, OG	2	

	BE	ECAC
1995 Lance Johnstone, LB	1	
John Summerday, OG	1	
Willie Brown, LB	2	
1996 Alshermund Singleton, LB	1	
Van Johnson, WR	1	
1997 Larry Chester, DT	2	●
Excel Lucas, DB	2	●
Josh Boies, P	2	
Stacey Mack, RB		●
1998 Stacey Mack, RB	2	
Elmarko Jackson, KR	2	
Michael Tripp, DE		●
1999 Tim Leach, OT	2	
2000 Russell Newman, DT	2	
LeVar Talley, LB	2	
2001 Sean Dillard, WR	2	●
Dan Klecko, DT	1*	●
2002 Dan Klecko, DT	1*	●
Cap Poklemba, PK	2	
2003 Zamir Cobb, WR	1	●
Rian Wallace, LB	2	●
2004 Rian Wallace, LB	1	●
Mike Mendenhall, DE	2	
Walter Washington, QB	2	
2005 John Gross, OT		●
Mike Mendenhall, DE		●
2006 Alex Derenthal, C		●
Walter Shelbane, LB		●
Travis Shelton, KOR		●

ALL-MID AMERICAN CONFERENCE

	MAC	ECAC
2007 Andre Neblett, NT	2	
Dominique Harris, DB	3	
2008 Terrance Knighton, DT	1	
Alex Derenthal, C	2	●
Andre Neblett, NT		2
Travis Shelton, KOR	2	●
Bruce Francis, WR	3	
2009 Jaquawn Jarrett, DB	1	
Elijah Joseph, LB	1	●
Colin Madison, OL	1	
Darius Morris, OL	1	
Andre Neblett, NT	1	
Bernard Pierce, RB	1	●
Adrian Robinson, DE	1	
Muhammad Wilkerson, DT	1	
James Nixon, KOR	2	●
Devin Tyler, OL	2	
Dominique Harris, DB	3	
Alex Joseph, LB	3	
Amara Kamara, LB	3	
Steve Maneri, TE	3	
John Palumbo, OL	3	
2010 Jaquawn Jarrett, S	1	
Elisha Joseph, NT	1	
Colin Madison, OL	1	
Darius Morris, OL	1	
Bernard Pierce, RB	1	
Adrian Robinson, DE	1	
Evan Rodriguez, TE	1	●
Muhammad Wilkerson, DT	1*	
Matt Brown, RB	2	
Elijah "Peanut" Joseph, LB	2	
Michael Campbell, WR	2	
2011 Pat Boyle, OL	1	●
Bernard Pierce, RB	1	●
Evan Rodriguez, TE	1	
Adrian Robinson, DE	1	●
Brandon McManus, P	2	
Tahir Whitehead, LB	2	
Matt Brown, RB	3	
Morkeith Brown, DE	3	
Kevin Kroboth, DB	3	
Wayne Tribue, OL	3	
2012 Montel Harris, RB	1	●
Matt Brown, KR	1	
Brandon McManus, P	1	●
Martin Wallace, OL	2	
Tyler Matakevich, LB	2	●
Brandon McManus, PK	2	
John Youboty, DL	2	

ALL-AMERICAN ATHLETIC CONFERENCE

	AAC	PS	ECAC
2013 Tyler Matakevich, LB	1		
2014 Kyle Friend, OL	2	2	
Praise Martin-Oguike, DL	2	3	●
Matt Ioannidis, DL	2	2	●
Tyler Matakevich, LB	1	1	
Tavon Young, DB	HM	3	●
Jalen Fitzpatrick, WR		2	
2015 Robby Anderson, WR		3	●
Sean Chandler, DB	2	2	●
Dion Dawkins, OL	2	1	●
Kyle Friend, OL	1	1	●
Matt Ioannidis, DL	1	1	
Austin Jones, K		3	
Eric Lofton, OL	1	2	●
Tyler Matakevich, LB	1*	1	●
Haason Reddick, DL	HM	3	
Nate D. Smith, DL	1	2	●
Alex Starzyk, P			●
Jahad Thomas, RB	1	1	●
Alex Wells, DB	1	1	●
2016 Ryquell Armstead, RB		3	
Aaron Boumerhi, K	2		
Sean Chandler, DB	2	2	●
Dion Dawkins, OL	1	1	●
Stephoun Marshall, LB	HM		
Praise Martin-Oguike, DL	2	2	●
Haason Reddick, DL	1*	1	●
Jahad Thomas, RB	2	2	●
Colin Thompson, TE	HM		
Avery Williams, LB	2	3	●
2017 Cole Boozer, OL			2
Shaun Bradley, LB			2
Sean Chandler, DB	HM	3	2
Brian Carter, OL	2	2	2
Sharif Finch, DL	2	2	1
Matt Hennessy, OL			2
Adonis Jennings, WR			2
Corey Lerch, LS		2	
Jacob Martin, DL	2	2	1
Delvon Randall, DB	1	1	1
Isaiah Wright, KR			3
2018 Ryquell Armstead, RB	1	2	1
Dan Archibong, DT		3	
Ventell Bryant, WR	2	3	1
Shaun Bradley, LB	1	2	1
Michael Dogbe, DT	1	2	1
Jovahn Fair, OL	2	2	HM
Matt Hennessy, OL			1
Vincent Picozzi, OL			HM
Delvon Randall, DB	1	2	HM
Jaelin Robinson, OL			1
Isaiah Wright, KR	1	1	1
Rock Ya-Sin, CB	1	1	1
2019 Jadan Blue, WR	2	3	1
Shaun Bradley, LB	1	2	
Jovahn Fair, OL	2	1	1
Sam Franklin, LB	2	3	
Harrison Hand, CB		3	
Matt Hennessy, OL	1	1	1
Dana Levine, DE		2	
Braden Mack, WR		3	
Ifeanyi Maijeh, DT	1	3	1
Quincy Roche, DE	1	1	1
2020 Jadan Blue, WR	HM		
Arnold Ebiketie, DE	2		
2021 C.J. Perez, C	HM		
2022 Jose Barbon, WR		4	1
Layton Jordan, OLB	2	2	
Adam Klein, OL			1
Jordan Magee, LB		3	1
David Martin-Robinson, TE		4	
Isaac Moore, OL		4	
Edward Saydee, RB		3	
Darian Varner, DE	1	2	

* Unanimous Selection

TEMPLE FOOTBALL @temple_fb



PLAYERS OF THE WEEK



BIG EAST

	BE	CFPA	Oth
9/7/91 Trent Thompson, K	ST		
9/3/94 Allan Jackson, CB	D		
9/24/94 Lance Johnstone, LB	D		
9/24/94 Rich Maston, K	ST		
10/14/95 Ramod Lee, RB	O		
11/4/95 Allan Jackson, RS	ST		
11/11/95 Zane Michalski, K	ST		
9/7/96 Henry Burris, QB	O		
9/14/96 Kenyatta Carter, KR	ST		
10/5/96 Henry Burris, QB	O		
9/6/97 Elmarko Jackson, RS	ST		
9/6/97 Excel Lucas, DB	D		
9/27/97 Josh Boies, P	ST		
10/4/97 Decara Burgess, LB	D		
11/1/97 Stacey Mack, RB	O		
10/17/98 Chonn Lacey, DB	D		
11/7/98 Leon Gray, LB	D		
10/9/99 Dan Klecko, DT	D		
10/9/99 Devin Scott, QB	O		
10/30/99 Devin Scott, QB	O		
9/2/00 Tanardo Sharps, RB	O		
10/14/00 Tanardo Sharps, RB	O		
8/30/01 Raheem Brock, DE	D		
10/13/01 Dan Klecko, DT	D		
11/17/01 Chonn Lacey, DB	D		
11/17/01 Cap Poklemba, PK	ST		
10/12/02 Mike Frost, P	ST		
10/12/02 Mike McGann, QB	O		
10/19/02 Makonnen Fenton, KR	ST		
10/19/02 Dan Klecko, DT	D		
11/13/04 W. Washington, QB	O		

MID AMERICAN CONFERENCE

	MAC	CFPA	Oth
10/6/07 Jake Brownell, K	ST		
10/6/07 T.Knighton, DT	D		
10/13/07 Adam DiMichele, QB	O		
10/20/07 Junior Galette, DE	D		
11/17/07 Delano Green, WR	ST		
8/29/08 Tommie Williams, CB	ST		
9/27/08 Jeff Wathne, P	ST		
10/21/08 Jeff Wathne, P	ST		
9/19/09 B.McManus, K	ST		
9/26/09 Elijah Joseph, LB	D	HM	
9/26/09 James Nixon, KOR		HM	
10/3/09 Bernard Pierce, RB	O	HM	HS
10/10/09 Jaiquawn Jarrett, DB	D	HM	
10/10/09 B.McManus, P/K		HM	
10/24/09 Bernard Pierce, RB	O	HM	HS
10/31/09 James Nixon, KOR		N	
10/31/09 Bernard Pierce, RB	O	N	HS
11/5/09 B.McManus, K	ST		
11/5/09 Bernard Pierce, RB		HM	
11/13/09 Delano Green, PR		N	
11/13/09 Chester Stewart, QB		HM	
11/21/09 Matt Brown, RB		HM	PDN
11/21/09 Delano Green, PR		N	
11/21/09 M.Wilkerson, DT	D		
9/3/10 B.McManus, K	ST		
9/9/10 M.Wilkerson, DT	D		
9/18/10 Bernard Pierce, RB	O	HM	HS
9/18/10 Adrian Robinson, DL			WC
9/18/10 Tahir Whitehead, LB		HM	
9/25/10 Jaiquawn Jarrett, DB	D		
10/2/10 Matt Brown, RB	O	HM	PDN
10/16/10 A.Robinson, DE	ST		
10/23/10 M. Wilkerson, DT	D		
10/30/10 B.McManus, K/P		N	
11/6/10 Mike Gerardi, QB	O		HS
11/16/10 M.Campbell, WR		HM	
9/1/11 Kevin Kroboth, DB		HM	
9/1/11 B.McManus, K/P		HM	
9/1/11 Bernard Pierce, RB	O	HM	
9/10/11 Bernard Pierce, RB		HM	
9/24/11 Bernard Pierce, RB	O	HM	HS

MAC CFPA Oth

9/24/11 Evan Rodriguez, TE		HM	
10/1/11 B.McManus, K/P		HM	
10/1/11 Evan Rodriguez, TE		HM	
10/1/11 Tahir Whitehead, LB		HM	
10/8/11 Stephen Johnson, LB	D	HM	
10/8/11 B.McManus, K/P		HM	
10/15/11 B.McManus, K/P		N	
10/15/11 Bernard Pierce, RB	O	HM	HS
11/2/11 Chris Coyer, QB		HM	
11/2/11 B.McManus, K/P		HM	
11/2/11 Evan Rodriguez, TE		HM	
11/9/11 Matt Brown, RB	O		
11/9/11 B.McManus, K/P		HM	
11/9/11 Evan Rodriguez, TE		HM	
11/19/11 Stephen Johnson, LB	D		
11/19/11 B.McManus, K/P		HM	
11/19/11 Bernard Pierce, RB		HM	
11/25/11 Matt Brown, KR	ST	N	
11/25/11 Bernard Pierce, RB	O	HM/N	

BIG EAST

	BE	CFPA	Oth
8/31/12 Matt Brown, KR		HM	BE
8/31/12 Vaughn Carraway, DB		HM	
8/31/12 B.McManus, K/P	ST	HM	MNY
9/8/12 B.McManus, K/P		HM	
9/22/12 B.McManus, K/P	ST	HM/S	
10/6/12 Cody Booth, TE		HM	
10/6/12 Montel Harris, RB	O		HS
10/6/12 Tyler Matakevich, LB		HM	
10/13/12 Tyler Matakevich, LB			EC
10/13/12 B.McManus, K/P	ST	N	MNY
10/27/12 Cody Booth, TE		HM	
10/27/12 Matt Brown, All-Purpose	HM		
11/3/12 Matt Brown, KR	ST	N	
11/10/12 B.McManus, K/P		HM	
11/17/12 Montel Harris, RB	O	N	HS
11/17/12 B.McManus, K/P	ST	HM	
11/23/12 B.McManus, K/P		HM	

AMERICAN ATHLETIC CONFERENCE

	AAC	CFPA	Oth
10/5/13 Paul Layton, Specialist		HM	
10/19/13 Paul Layton, P	ST		
11/30/13 Chris Coyer, TE		N	
11/30/13 Phillip Walker, QB	O		
8/28/14 Avere Robinson, DL		N	
8/28/14 Tavon Young, DB	D		JT
8/28/14 Phillip Walker, QB	HR		
9/6/14 Sharif Finch, DL	HR	HM	
9/6/14 Alex Starzyk, P		HM	
9/20/14 Khalif Herbin, KR		N	
9/20/14 Phillip Walker, QB	HR		
9/27/14 Austin Jones, K	ST		EC
9/27/14 P.Martin-Oguike, DL	D		
9/27/14 Tavon Young, DB	HR	HM	
9/27/14 Phillip Walker, QB	HR		
9/27/14 Sharif Finch, DL		HM	
10/11/14 Jahad Thomas, RB	HR		
10/17/14 Jahad Thomas, RB	HR		
11/1/14 P.Martin-Oguike, DL	D	HM	HS,WC
11/1/14 Tyler Matakevich, LB	HR		
11/1/14 Tavon Young, DB		HM	
11/7/14 Sean Chandler, DB			EC
11/15/14 Jalen Fitzpatrick, WR	HR		
12/6/14 Tyler Matakevich, LB	D		
9/5/15 Tyler Matakevich, LB	D		CB
9/5/15 Alex Starzyk, P			ECAC
9/5/15 Jahad Thomas, RB	HR		ECAC
9/12/15 Tyler Matakevich, LB	D		
9/12/15 Jahad Thomas, RB	ST		PH
9/19/15 Phillip Walker, QB	HR		
10/2/15 Jahad Thomas, RB	HR		
10/2/15 Phillip Walker, QB	HR		
10/10/15 Matt Ioannidis, DL	HR		

AAC CFPA Oth

10/17/15 Sean Chandler, DB	HR		
10/17/15 Jahad Thomas, RB	HR		
10/22/15 Robby Anderson, WR	HR		
10/22/15 Sharif Finch, DL	ST		
10/22/15 Tyler Matakevich, LB	D		
10/31/15 Austin Jones, K			MNY
10/31/15 Tyler Matakevich, LB			MNY
11/21/15 Tyler Matakevich, LB	HR		
11/28/15 Tyler Matakevich, LB	D		FWAA
9/24/16 Jahad Thomas, RB	HR		
10/1/16 Ryquell Armstead, RB	HR		
10/1/16 Haason Reddick, DL	D		
10/1/16 Nate L. Smith, DB		D	
10/6/16 Haason Reddick, DL	HR		
10/15/16 Haason Reddick, DL	HR		MNY
10/15/16 Dion Dawkins, OL			MNY
10/21/16 Aaron Boumerhi, K	ST		
10/21/16 Ryquell Armstead, RB	HR		
10/29/16 Aaron Boumerhi, K	ST		
10/29/16 Avery Williams, LB			MNY
11/4/16 Jahad Thomas, RB	HR		
11/19/16 Phillip Walker, QB	HR		
11/19/16 Haason Reddick, DL			RSB-D
11/26/16 P.Martin-Oguike, DL	D		
11/26/16 Jahad Thomas, RB	HR		
9/9/17 Aaron Boumerhi, K	ST		
9/9/17 Ventell Bryant, WR	HR		
9/15/17 Logan Marchi, QB	HR		
9/15/17 Quincy Roche, DL	D		
11/2/17 Sharif Finch, DL	D		
11/2/17 Frank Nutile, QB	HR		
11/2/17 Delvon Randall, DB			CFM
11/10/17 David Hood, RB	HR		
11/10/17 Isaiah Wright, WR	ST		
11/25/17 Jacob Martin, DL	HR		
9/15/18 Michael Dogbe, DT	D		
9/20/18 Ryquell Armstead, RB	HR		PH
9/20/18 Quincy Roche, DE	D		
9/29/18 Ryquell Armstead, RB	HR		
10/6/18 Anthony Russo, QB	HR		
10/6/18 Isaiah Wright, RS	ST		PH
10/13/18 Ventell Bryant, WR	HR		
10/13/18 Sam Franklin, LB			CSM
11/10/18 Ryquell Armstead, RB	O		WC/CFPA/HS
11/17/18 Isaiah Wright, RS	ST		
11/24/18 Isaiah Wright, RS	ST		
8/31/19 Anthony Russo, QB	HR		
9/14/19 Jadan Blue, WR	HR		
9/14/19 Harrison Hand, CB	D		CFM
9/28/19 Re'Mahn Davis, RB	HR		
9/28/19 Bennie Walls, SAF	D		CFM
10/3/19 Isaiah Wright, WR	HR		
10/12/19 Harrison Hand, CB	HR		
10/12/19 Will Mobley, K	ST		
11/7/19 Quincy Roche, DE	HR		
11/16/19 Jadan Blue, WR	HR		
11/16/19 Quincy Roche, DE	D		
11/30/19 Branden Mack, WR	HR		
10/17/20 Arnold Ebiketie, DE	D		
10/24/20 Jadan Blue, WR	HR		
9/11/21 William Kwenkeu, LB	D		
9/11/21 Randle Jones, WR	HR		
10/2/21 D'Wan Mathis, QB	HR		
9/24/22 Alex Odom, SAF	HR		
11/5/22 Camden Price, K	ST		
11/5/22 Edward Saydee, RB	HR		DW
11/12/22 E.J. Warner, QB	HR		
11/26/22 E.J. Warner, QB	HR		

Oth - Other Awards
 CB - Chuck Bednarik Award Honor Roll
 CFPA - College Football Performance
 CSM - College Sports Madness
 DW - Doak Walker Running Back of the Week

EC - ECAC Rookie of the Week
 ECAC - ECAC Player of the Week
 FWAA - FWAA Player of the Week
 HS - ESPN Helmet Sticker
 JT - Jim Thorpe (NCAA's best defensive back)

MNY - Metropolitan N.Y. Football Writer's Association
 Specialist of the Week
 PDN - Philadelphia Daily News Player of the Week
 PF - Pro Football Focus
 PH - Paul Hornung Award Honor Roll

RSB - Reese's Senior Bowl
 WC - Walter Camp National Player of the Week



ACADEMIC HONORS



Student-athletes who have multiple honors are listed alphabetically. Singular all-conference honorees are listed in agate form by year.

ACADEMIC HONORS

	*Conf	PI
David Abror, DB.....		11
Aaron Adu, SAF.....	18,19	
Shahbaz Ahmed, DL/OL.....	12,13,14,15	
Ryan Alderman, WR.....	11,12,13	11,12,13
Kenneth Anyaehie, LB.....	19,20	
Nick Apostolu, OL.....	14,15,16,17	
Dan Archibong, DT.....	16,17,18,19	18,19
Ryquell Armstead, RB.....	17,18	18
Kevin Armstrong, TE.....		06
Zack Bambara, WR.....	12,13	
Jose Barbon, WR.....	21	22
Trad Beatty, QB.....	18,19,20	
Rory Bell, K.....	20,21	
Jadan Blue, WR.....	19,20,21	
Cole Boozer, OL.....	16,17	
Evan Boozer, DT.....	18,19,20	
Aaron Boumerhi, K.....	16,17,18	17
Connor Bowler, P.....	17,18	18
Pat Boyle, OL.....		11
Sean Boyle, OL.....	12,13	
William Bradley, WR.....		05
Tom Bradley, WR.....	14,15	
Jake Brownell, PK.....	07,08	07,08
Darian Bryant, OL.....	16,17	
Tomas Cabrera, DB.....		11
Max Cavallucci, P.....	17,18,19,20	
Joseph Cenatiempo, OL.....	12,13	
Todd Centeio, QB.....	18,19	
Vaughn Charlton, TE.....	10	10
John Christopher, WR.....	12,13,14,15	13,14,15
Jim Cooper, K.....	14,15	
Hassan Dixon, RB.....	12,13,14	
Dion Dawkins, OL.....	15,16	
Kevin DeCaesar, LB.....	15,16,18	
Michael Dogbe, DT.....	17,18	
Rob Dvoracek, LB.....	12,13,14,15	13
Arnold Ebiketie, DE.....	17,18,19	
Andrew Eisenson, OL.....	17,18,19,20	
Avery Ellis, DL.....	15,16	
Kwesi Evans, WR.....	20,21	
JoVahn Fair, OL.....	15,17,18,19	
Jared Folks, LB.....	16,17	
Jonny Forrest, RB.....	16,17	
Artrel Foster, DB.....	15,16,17	
Kyle Friend, OL.....	12,13,14,15	13,14,15
Ron Gaines, LS.....	19,20	
Justin Gildea.....	12	10,11,12
Isaiah Graham-Mobley, LB.....	18,19	
John Gross, OT.....		05
Dominique Harris, DB.....	09	09
Montel Harris, RB.....		12
Ben Hendy, TE.....		06
Jake Hendy, P.....		05
Matt Hennessy, OL.....	16,17,18,19	19
Ryan Herting, LB.....		06
Rob Heyen, WR.....	14,15	
Shane Hogarth, DT.....	19,20,21	
David Hood, RB.....	16,17	
Jake Horoshko, OL.....	19,20	
Matt Ioannidis, DL.....	14,15	
Joshua Irvin, WR.....	19,20	
Aaron Jarman, TE.....	18,19,20	
Jaiquawn Jarrett, DB.....		10
Leon Johnson, OL.....	15,16	
Austin Jones, K.....	15,17	
Jordan Jones, OL.....	14,15	
Todd Jones, LB.....	16,17	
Elisha Joseph, DL.....	09,10	09,10
Keith Kirkwood, WR.....	14,15,16,17	
Adam Klein, OL.....	18,19,20,21	21
Sam Kramer, TE.....	16,17,18,19	
William Kwenkeu, LB.....	18,20	
Josh Lang, LS.....	14,16,17	
Cole Lerch, LS.....	17,19,20	
Corey Lerch, LS.....	15,16,17	
John Loughery, QB.....	14,15	
Michael Loveland, DB.....		06
Ryan Lux, K.....		05
Nickolos Madourie, DE.....	18,19	
Jordan Magee, LB.....	19,20,21	
Ifeanyi Maijeh, DT.....	17,18	
Travis Malinowski, LS.....	19,20	
Steve Maneri, TE.....	09	09
David Martin-Robinson, TE.....	18,20	
Tyler Matakevich, LB.....	14,15	
Thomas Mattioni, WR.....	17,19	
Tyler Mayes, P/K.....	12,13,14,15	
Chad McCloskey, QB.....	12,13	
Brendan McGowan, OL.....	12,13,14,16	16
Brandon McManus, K/P.....		10

	*Conf	PI
Zack Mesday, DE.....	16,17,18,19	
Adam Metz, OL.....	12,13	
Re-al Mitchell, QB.....	20,21	
Will Mobley, K.....	17,18,19	19
Isaac Moore, OL.....	18,19,20,21	22
Chris Myarick, TE.....	14,15,16,17,18	
Bret Niederreither, DL.....	12,13	
Michael Niese, OL.....	20,21	21
Domenic Nigrelli, TE.....	15,16	
Frank Nutile, QB.....	14,15,16,17,18	
Abioye Oyeyemi, DB.....		06
Chris Parthemore, TE.....	12,13	
C.J. Perez, OL.....	20,21	
T.J. Pergine, QB.....	20,21	
Colby Perry, K/P.....	12,13,14	
Nick Picozzi, TE.....	18,20	
Vincent Picozzi, OL.....	16,17	
Brett Pierce, WR/CB.....	12,13	
Leon Pinto, OL.....	17,18,19	
Boaz Pogue, LB.....	18,19	
Jason Prince, SAF.....	18,19,20	
William Rathbone, OL.....	12,13	
Kadas Reams, WR.....	18,19	
Haason Reddick, DL.....	15,16	
George Reid, SAF.....	17,18,19,20,21	
Rob Ritrovato, RB.....	15,16,17,18	
Kevin Robertson, DT.....	19,20	
Anthony Robey, DB.....	12,13	13
Averee Robinson, DL.....	13,16	
Ronnie Ross, OL.....	19,20	
Tayvon Ruley, RB.....	19,20	
Thomas Rumer, TE.....	13,14,15	
Chapelle Russell, LB.....	17,18	
Edward Saydee, RB.....		22
Nate Schiccatano, FB.....		06
Elliot Seifert, OT.....		06
Griffin Sestili, OL.....	17,19,20	
Nick Sharga, FB/LB.....	14,15,16,17	15,16,17
Jacoby Sharpe, DT.....	20,21	
Damiere Shaw, WR.....	12,13	
Chris Smith, LB.....	13,16,17	
Nate D. Smith, LB.....	14,15	
Alex Starzyk, P.....	14,15,16	
Ronnie Stevenson, WR.....	20,21	
Rod Streater, WR.....		11
David Sweetman, DB.....	14,15	
Manuel Tapia, LB.....		05
Gordon Thomas, OL.....	14,15,16,17	
Jyquis Thomas, DB.....	15,17	
Amir Tyler, SAF.....	19,20	
Marc Tyson, FB.....	12,13	
William Updegrove, LB.....	14,15,16	
Mariano Valenti, QB.....	20,21	
Dan Van Norton, LB.....	12,13	
Matthew Vitale, QB.....	19,20	
Martin Wallace, OL.....	10,12	10,11,12
Hershey Walton, DL.....	13,14,15	
Kobe Wilson, LB.....	20,21	22
DaeSean Winston, SAF.....	18,19,20,21	
Nate Wyatt, CB.....	19,20,21	
Brodrick Yancy, WR.....	14,17	
Tyrece Young, DE.....	18,19,20,21	
Stephen Yuan, OL.....	10	10
Miles Zietek, OL.....	20,21	

ALL-CONFERENCE (BY YEAR)

2007 (1) ... 2008 (1) ... 2009 (3) ... 2010 (4) ... 2011 (1)
2012 (30): LB Wyatt Benson, TE Cody Booth, DL Brian Osei, FB Spencer Reid, OL Scott Roorda, Jordan Specator.
2013 (32): LB Matt Falcone, WR Dean Mosley, OL Semaj Reed, LB John Rizzo, OL Adrian Sullivan, RB Zaire Williams.
2014 (39): DB Shamir Bearfield, DL Brandon Chudnoff, OL Julio Derosier, LS Brian Fallon, DB Will Hayes, QB Logan Marchi, LS Ralph Rizzolo, LB Chris Tronoski, LS Niko Walsh, WR Billy Williams.
2015 (50): DB Kyle Baum, WR Ventell Bryant, TE Alex Carling, RB Corey Gaarn, QB Michael Gillespie, OL Eric Lofton, LB Stephaun Marshall, DE Praise Martin-Oguike, DL Prosper Mekoba, WR Brandon Shippen, TE Colin Thompson, LB Avery Williams, OL Joseph Woerner, CB Tavon Young.
2016 (41): OL Dan Drewes, WR Marshall Ellick, WR David Fofi, LB Jared Folks, WR Freddie Johnson, TE Jake O'Donnell, TE Steve Petrick, DL Chris Tucker, SAF Benny Walls.
2017 (53): LB Jeremiah Atoki, RB Mark DeRobertis, DT Karamo Dioubate, DE Sharif Finch, LB Audley Isaacs, OL Benson Israel, CB Mike Jones, SAF Peyton Jones, P Drew Levin, LB Aidan Rosa, OL Aaron Ruff, DE Casey Williams.
2018 (55): CB Kareem Ali, OL Oskar Andersson, SAF Keyvone Bruton, OL Darian Bryant, WR Ventell Bryant,

DE Dante Burke, SAF Anthony Cruz, OL Vaughn Fulton, DE Jimmy Hogan, SAF Peyton Jones, LB Todd Jones, WR Zach Ludwig, WR Branden Mack, SAF Chauncey Moore, TE Jake Robinson, SAF Collin Washington, SAF Rodney Williams.

2019 (60): DE Simon Abedimungu, WR Will Adam, DT Khris Banks, OL Remy Bikowski, QB Kennique Bonner-Steward, CB Linwood Crump, LB Mahmud Dioubate, RB Johnny Forrest, OL J.D. Gomez, WR Randle Jones, DE Layton Jordan, K Jacob LaFree, RB Mike Mitchell, OL David Nwaogwugwu, LB Gage Panno, RB Edward Saydee, TE Tyler Sear.

2020 (53): DT Nick Bags, SAF Trey Blair, LS Sam Fralley, CB Samir Gardner, TE Magnus Geers, SAF Gabriel Gelves, LB Thomas Joe-Kamara, DE Travon King, WR Jeremy Prince, DT Darian Varner, CB Garrett Williams

2021 (38): TE Liam Besecker, RB RaVon Bonner, DE Dyshier Clary, RB Iverson Clement, TE Marcus Day, LS Bryce Eimer, OL Luke Foster, DT Xach Gill, DT Jerquavion Mahone, RB Onasis Neely, LB Gage Panno, OL Wisdom Quarshie, CB Cameron Ruiz, TE Jordan Smith, OLB Lincine Turay, OL Ryan Williams, LS Kyle Wittenrich.

* - Mid-American Conference (2007-2011), Big East (2012), American Athletic Conference (2013-present)

PI - Philadelphia Inquirer (Philly CoSIDA)

List compiled since 2005

AMERICAN ATHLETIC CONFERENCE SCHOLAR ATHLETE OF THE YEAR

2013	Football.....	Ryan Alderman
2019	Football.....	Matt Hennessy
2020	Football.....	Matt Hennessy

NATIONAL FOOTBALL FOUNDATION & COLLEGE FOOTBALL HALL OF FAME

2010	Scholar-Athlete.....	Jaiquawn Jarrett
	Hampshire Honor Society.....	Dominique Harris
	Hampshire Honor Society.....	Steve Maneri
2011	Hampshire Honor Society.....	Elisha Joseph
2012	Hampshire Honor Society.....	Pat Boyle
2013	Hampshire Honor Society.....	Ryan Alderman
	Hampshire Honor Society.....	Matt Falcone
2015	Hampshire Honor Society.....	Shahbaz Ahmed
	Hampshire Honor Society.....	John Christopher
	Hampshire Honor Society.....	Rob Dvoracek
	Hampshire Honor Society.....	Kyle Friend
	Hampshire Honor Society.....	Tyler Mayes
2016	Hampshire Honor Society.....	Tom Bradley
	Hampshire Honor Society.....	Brendan McGowan
2017	Hampshire Honor Society.....	Mike Jones
	Hampshire Honor Society.....	Keith Kirkwood
	Hampshire Honor Society.....	Corey Lerch
	Hampshire Honor Society.....	Nick Sharga
	Hampshire Honor Society.....	Alex Starzyk
2018	Hampshire Honor Society.....	Chris Myarick
	Hampshire Honor Society.....	Frank Nutile
2019	Hampshire Honor Society.....	Matt Hennessy
	Hampshire Honor Society.....	Zack Mesday
2021	Hampshire Honor Society.....	Michael Niese
	Hampshire Honor Society.....	George Reid

COSIDA ACADEMIC ALL-AMERICA

1973	Dwight Fulton
------	-------	---------------

COSIDA ALL-DISTRICT

1973	Dwight Fulton
2001	J.D. Nichols
2009	Dominique Harris
2016	Nick Sharga
2017	Nick Sharga

f TEMPLE FOOTBALL @temple_fb



FACILITIES

Lincoln Financial Field

Lincoln Financial Field, home to the National Football League's Philadelphia Eagles, is a prime destination for world-class entertainment, providing the highest quality sports and entertainment experiences for fans in a safe, clean and friendly environment. In addition to Temple Football's home games, Lincoln Financial Field hosts 10 Eagles games each year and continues to showcase high-profile sporting events and unique experiences year-round. Since opening in August 2003, Lincoln Financial Field has hosted nearly 20 sold-out concerts, has welcomed some of the world's most distinguished soccer clubs and also serves as the home to the historic Army-Navy game. Additionally, the stadium has hosted multiple NCAA Lacrosse Championships, as well as Monster Jam and many other marquee events.

On August 13, 2003, the Philadelphia Eagles and Temple University announced a 15-year pact for the Owls to play their home football games at Lincoln Financial Field. An average of 24,137 fans per game witnessed the Cherry & White in its inaugural season at the venue, a 21 percent increase from the prior year's average.

In 2015, Temple set a record with an average of 44,158 spectators per game including a record home crowd of 69,280 on October 31 when the #21 Owls hosted #9 Notre Dame in Temple's first-ever ranked vs. ranked game.

Familiarly known as The Linc, it has a seating capacity of 69,596. The stadium is located in South Philadelphia on Pattison Avenue between 11th and 10th Streets, closer to the area's stretch of Interstate 95 than to Pattison.

In 2011, the stadium became powered with a combination of on-site wind, solar, and dual-fuel generated electricity, making it the world's first major sports stadium to convert to self-generated renewable energy. Approximately \$25 million was invested to build the system, saving the Eagles an estimated \$60 million in energy costs.

In August 2014, the Eagles completed a \$125 million revitalization project to ensure that guests of Lincoln Financial Field are enjoying their in-stadium experience through enhanced convenience, comfort and connectivity.



Edberg-Olson Hall

Edberg-Olson Hall is the home of the Temple University football program. Officially dedicated on December 9, 2000, the facility was designed by AP3C Architects of Philadelphia. The building was engineered to not only support the football team's functional requirements, but to enhance the experience through innovative design concepts.

During the season, approximately 250 people will pass through its doors on a daily basis. In 2012, Edberg-Olson Hall underwent a \$10 million upgrade with a 15,000-square-foot expansion. The original 23,600-square-foot building contains team and coaches locker rooms, a training room, equipment facilities, coach's offices, a players' lounge, individual position meeting rooms, and a theater-style team meeting room. Opened in July 2012, the upgrade has a strength and conditioning area that expanded from 2,500 square feet to 10,000 square feet. The expansion also features an enlarged sports medicine office with hydrotherapy, a full-service academic support area, and a 3,500-square-foot team function room. An observation balcony runs the length of the building. It is the perfect complement to a gridiron landscape outside featuring over 100,000 square feet of Sprinturf and 24,000 square feet of AstroTurf. Eight, 85-foot poles providing 85 candles of white rendition light line the perimeter of the complex. Powder-coated cyclone fences provide privacy.

In 2014, Edberg Olson received a facelift. As part of a \$1.5 million capital project that upgraded the locker rooms for all 19 Temple varsity sports, the football facility installed 125 new lockers and flatscreen televisions. In addition, updated graphics adorn the walls throughout the hallways and in the weight room.

The S.T.A.R. Complex

Temple University's new \$28.5 million, 110,000 square foot Student Training and Recreation (STAR) Complex, a multipurpose academic, athletics and recreation facility, has been named for dining-services partner Aramark.

The complex provides the football team with an indoor facility to use throughout the winter and when weather prevents outdoor practice during the season.

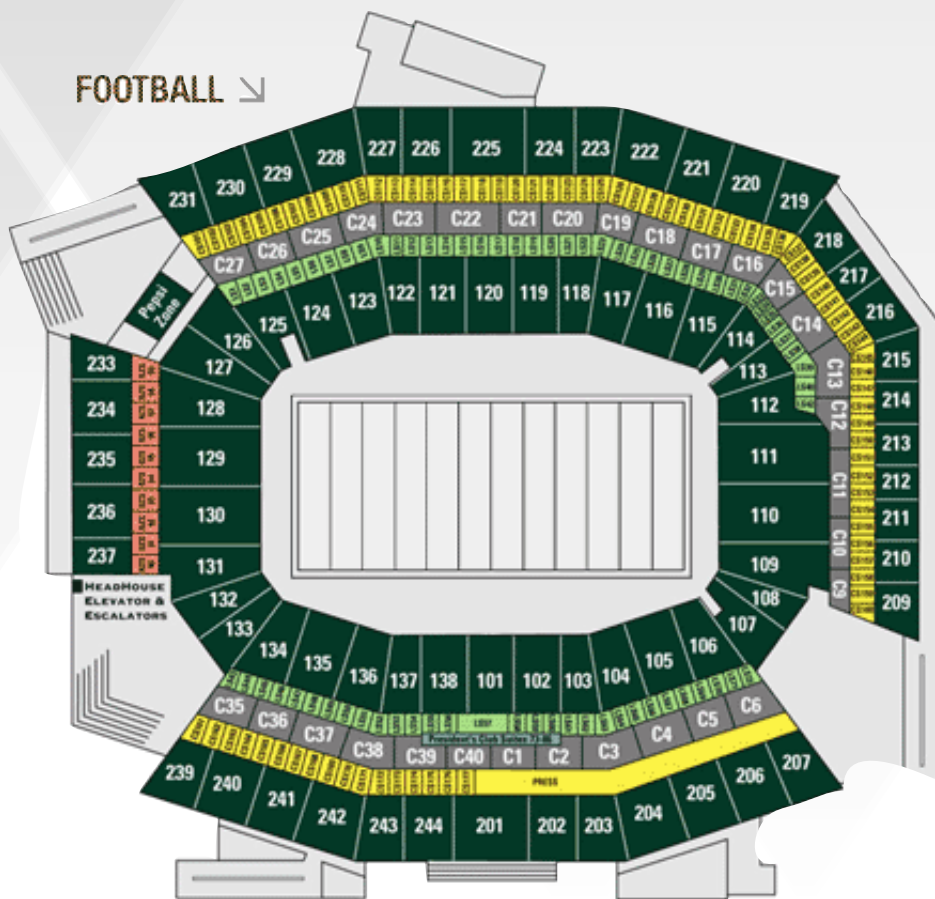
Construction on the complex, which began in May 2016, was completed in August 2017. The facility offers labs for the College of Public Health, a 10,000 square foot weight and cardio area, facilities and offices for the Athletics and Campus Recreation departments, an indoor 70-yard synthetic turf field, and a 2-lane track outside the building.

The main lobby includes a climbing wall, lounge area and a Jamba Juice.





LINCOLN FINANCIAL FIELD



Lincoln Financial Field Facts

Original Cost.....	\$ 512 million
2011 Improvements.....	\$25 million
2014 improvements.....	\$125 million
Seating Capacity.....	69,596
Front Row From Sidelines.....	60 ft.
Pct. of Seats Along Sidelines.....	66%
Wheelchair Accessible Seats.....	685
Luxury Suites.....	172
Luxury Suite Seats.....	3,040
Club Seats.....	10,828
Club Lounges.....	2 @ 40,000 sq. ft. each
HD Televisions.....	1,185
WiFi Connections.....	45,000
Parking Spaces-Sports Complex.....	22,000
Concession Points of Sale.....	308
Total Novelty Locations.....	22
Permanent Novelty Locations.....	10
Video Screens.....	Daktronics Provision
Size of Video Screens.....	5,184 sq. ft. (North end zone)
.....	4,320 sq. ft. (South end zone)
Stadium Footprint.....	790' x 825' - 15 acres
Self-Generated Energy.....wind turbines, solar panels, biofuel

NEW ELEMENTS INTRODUCED TO THE LINC

- Two brand-new HD video boards (22,000 sq. ft.)
- LED ribbon-board installation for 360° of video and animation
- 1,626 added seats in lower, middle and upper level bowls
- Two new bridges for easier access around stadium
- 1,185 new HD TVs installed in clubs, suites and on-course
- Integrated Wi-Fi system
- Touchdown Club and suite level enhancements

Driving Directions to Lincoln Financial Field

From Bucks County, Northeast Philadelphia: Take I-95 South to the Broad Street Exit (Exit 17). Follow Broad Street to stadium parking.

From Delaware, Maryland, Delaware County, Chester: Take I-95 North to the Broad Street Exit (Exit 17). Follow Broad Street to stadium parking.

From West Chester, Chester County: Take West Chester Pike (Route 3) to I-476 South. Follow I-476 South to I-95 North. Take I-95 North to the Broad Street Exit (Exit 17). Follow Broad Street to stadium parking.

From Harrisburg, Lebanon, Reading: Take the Pennsylvania Turnpike East to 76 East (Exit 6). Take 76 East to the Broad Street Exit (Exit 349). Turn right on Broad Street and follow signs to stadium parking.

From Scranton, Wilkes-Barre, Allentown, Bethlehem, Doylestown: Take the Pennsylvania Turnpike (North East Extension) South to I-476 South. Take 476 South to 76 East (Exit 6). Follow 76 East to the Broad Street Exit (Exit 349). Turn right on Broad Street and follow signs to stadium parking.

From Montgomery County, Willow Grove, Hatboro, Warminster: Take Route 611 South (becomes Broad Street) to the Roosevelt Expressway South. Follow the Roosevelt Expressway South to 76 East. Take 76 East to the Broad Street Exit (Exit 349). Turn right on Broad Street and follow signs to stadium parking.

From South Jersey: Take the Walt Whitman Bridge to the Broad Street Exit (Exit 349). Turn left on Broad Street and follow signs to stadium parking.

From New Jersey Turnpike: Take the New Jersey Turnpike to Route 168 West (Exit 3). Follow the Walt Whitman Bridge to the Broad Street Exit (Exit 349). Turn left on Broad Street and follow signs to stadium parking.

From Trenton: Take Route 206 South to the New Jersey Turnpike. (See New Jersey Turnpike directions above.)

Driving Directions to Edberg-Olson Hall

1001 W. Diamond Street, Philadelphia, PA 19122

The Edberg-Olson Hall Complex is conveniently accessible from I-95 N/S in Philadelphia. Off of 95 N/S take Exit 22 for I-676 (Central Philadelphia). Follow I-676 approximately one mile to Central Phila./Broad Street exit. Take Broad Street exit. Stay to left immediately and turn left on Vine Street. Take your next left onto Broad Street. Follow Broad Street to Diamond Street (approx. 2 1/2 miles). Turn right onto Diamond Street. Edberg-Olson Hall and the practice field are located on the corner of 11th Avenue and Diamond Street.



HOME RECORDS



Home Records

	Won	Lost	Tied
1894-1923		na	
1924-27	12	2	1
Temple Stadium			
1928-1975	143	98	12
Franklin Field @			
1927-2002	11	18	1
Veterans Stadium			
1976-2002	44	63	
Lincoln Financial Field			
2003 to present	60	56	
Misc. Home Sites			
Atlantic City #	1	0	
Hershey ^	1	1	
TOTAL HOME RECORD	272	238	14
		(532)	

@ Temple played sporadically at Franklin Field from 1927 to 2002. The Owls never played a full season there.

- Nov. 30, 1984 vs. Toledo (W, 35-6) at Atlantic City Convention Hall

^ - Oct. 2, 1948 vs. West Virginia (L, 7-27); Sept. 5, 1992 vs. Boston University (W, 35-0) at Hershey Stadium

Miscellaneous Facts

First Night Game: Sept. 26, 1930
Temple 13, Thiel 6 - Temple Stadium
Longest Temple Win Streak: 10 games
Sept. 26, 2009 to Nov. 16, 2010;
Nov. 11, 1972 to Oct. 26, 1974

Temple Stadium

Temple's Record: 143-98-12
First Full Season: 1928
Full Seasons: 48
First Game: September 29, 1928
Longest Temple Win Streak: Nine games
Temple 12, St. Thomas 0
Nov. 11, 1972 to Oct. 19, 1974
Unbeaten Seasons: 8
(1928, 7-0-1; 1934, 6-0-1; 1941, 6-0; 1945, 5-0; 1963, 5-0; 1967, 4-0; 1973, 5-0; 1974, 3-0)
Capacity: 34,200
Largest Crowd: 40,000 vs. Villanova, Nov. 24, 1934

Franklin Field

Temple's Record: 11-18-1
First Full Season: —
Full Seasons: 0
First Game: November 19, 1927
Temple 19, Bucknell 13
Longest Temple Win Streak: Two games (twice),
Sept. 5, 1981 to Oct. 10, 1981
Sept. 16, 2000 to Sept. 23, 2000
Unbeaten Seasons: 1 (1981, 2-0)
Capacity: 52,958
Largest Crowd: 57,112 vs. Penn State, Sept. 6, 1975

Veterans Stadium

Temple's Record: 44-63
First Full Season: 1976
Full Seasons: 29
First Game: October 26, 1974
Temple 21, Delaware 17
Longest Temple Win Streak: Six games
Nov. 18, 1990 to Sept. 28, 1991
Unbeaten Seasons: 1 (1990, 4-0)
Capacity: 66,592
Largest Crowd: 66,592 vs. Penn State, Oct. 1, 1988

Lincoln Financial Field

Temple's Record: 60-56
First Full Season: 2003
Full Seasons: 19
First Game: September 6, 2003
Villanova 23, Temple 20 (2ot)
Longest Temple Win Streak: 10 games
Sept. 26, 2009 to Nov. 16, 2010
Unbeaten Seasons: n/a
Capacity: 69,596
Largest Crowd: 69,280 vs. Notre Dame, Oct. 31, 2015

Home Attendance

Overall Best Attended Home Games

(includes games at Lincoln Financial Field, Veterans Stadium & Franklin Field)

1. 69,280 [SO]	#9 Notre Dame	L, 20-24	10/31/15	Lincoln Financial Field
2. 69,176 [SO]	Penn State	W, 27-10	9/5/15	Lincoln Financial Field
3. 69,029 [SO]	#25 Penn State	L, 0-31	11/10/07	Lincoln Financial Field
4. 66,592 [SO]	Penn State	L, 9-45	10/1/88	Veterans Stadium
5. 57,323	Penn State	L, 10-14	9/17/11	Lincoln Financial Field
6. 57,112	#6 Penn State	L, 25-26	9/6/75	Franklin Field
7. 53,103	#3 Penn State	L, 7-10	9/1/78	Veterans Stadium
8. 49,313	#9 Penn State	L, 7-50	11/15/80	Veterans Stadium
9. 43,808	#12 Penn State	L, 7-24	10/5/91	Veterans Stadium
10. 42,094	Florida A&M	W, 38-17	9/20/86	Veterans Stadium

Lincoln Financial Field (2003 to present)

1. 69,280 [SO]	#9 Notre Dame	L, 20-24	10/31/15
2. 69,176 [SO]	Penn State	W, 27-10	9/5/15
3. 69,029 [SO]	#25 Penn State	L, 0-31	11/10/07
4. 57,323	Penn State	L, 10-14	9/17/11
5. 35,179	Tulane [HC]	W, 49-10	10/10/15
6. 35,145	#19 Rutgers	L, 10-35	10/20/12
7. 35,117	Villanova	W, 16-13	9/9/17
8. 34,253	#23 Memphis	W, 30-28	10/12/19
9. 34,005	Army	L, 13-28	9/2/16
10. 33,297	Rutgers	L, 14-16	9/17/22

Largest Road Crowds

1. 105,950	at Penn State	L, 0-47	11/11/06
2. 105,514	at #5 Penn State	L, 6-31	9/19/09
3. 105,106	at #16 Penn State	L, 3-45	9/20/08
4. 104,840	at #23 Penn State	L, 13-22	9/25/10
5. 101,553	at Penn State	L, 10-23	8/30/03
6. 100,420	at Penn State	L, 27-34	9/17/16
7. 100,173	at Penn State	L, 13-30	11/15/14
8. 96,735	at #1 Penn State	L, 10-52	9/13/97
9. 95,926	at #7 Penn State	L, 14-66	9/16/95
10. 94,892	at #10 Penn State	L, 8-49	9/12/92

Neutral Site Largest Crowds (including bowl games)

1. 55,493	vs. California	W, 28-17	9/15/79	Giants Stadium, East Rutherford, N.J. (Garden State Bowl II)
2. 55,000 [SO]	vs. Boston College	W, 28-24	12/10/78	Korakuen Stadium, Tokyo, Japan (Mirage Bowl)
3. 50,000 [SO]	vs. Grambling	L, 32-35	12/11/77	Korakuen Stadium, Tokyo, Japan (Mirage Bowl)
4. 30,246	vs. #12 Clemson	L, 9-63	10/12/06	Bank of America Stadium, Charlotte, N.C.
5. 27,492	vs. Duke	L, 27-56	12/27/18	Independence Stadium, Shreveport, La. (Independence Bowl)
6. 26,656	vs. Wake Forest	L, 26-34	12/27/16	Navy-Marine Corps Memorial Stadium, Annapolis, Md. (Military Bowl)
7. 25,908	vs. Toledo	L 17-32	12/22/15	FAU Stadium, Boca Raton, Fla. (Boca Raton Bowl)
8. 25,762	vs. Wyoming	W, 37-15	12/17/11	UNM Stadium, Albuquerque, N.M. (New Mexico Bowl)
9. 24,847	vs. #5 Penn State	L, 0-41	9/21/96	Giants Stadium, East Rutherford, N.J.
10. 24,242	vs. UNC	L, 13-55	12/27/19	Navy-Marine Corps Memorial Stadium, Annapolis, Md. (Military Bowl)

attendance records since 1973 ... [SO] - sellout

Bowl Game Attendance

1. 55,493	1979 Garden State Bowl II	vs. California	W, 28-17	12/15/79	Giants Stadium, East Rutherford, N.J.
2. 27,492	Independence Bowl	vs. Duke	L, 27-56	12/27/18	Independence Stadium, Shreveport, La.
3. 26,656	Military Bowl presented by Northrup Grumman	vs. Wake Forest	L, 26-34	12/27/16	Navy-Marine Corps Memorial Stadium, Annapolis, Md.
4. 25,908	2015 Marmot Boca Raton Bowl	vs. Toledo	L, 17-32	12/22/15	FAU Stadium, Boca Raton, Fla.
5. 25,762	2011 Gildan New Mexico Bowl	vs. Wyoming	W, 37-15	12/17/11	UNM Stadium, Albuquerque, N.M.
6. 24,242	2019 Military Bowl	vs. UNC	L, 13-55	12/27/19	Navy-Marine Corps Memorial Stadium, Annapolis, Md.
7. 23,072	2009 EagleBank Bowl	vs. UCLA	L, 21-30	12/29/09	RFK Stadium, Washington, D.C.
8. 22,206	1935 Sugar Bowl (inaugural)	vs. #13 Tulane	L, 14-20	1/1/35	Tulane Stadium, New Orleans, La.
9. 16,363	2017 Bad Boy Mowers Gasparilla Bowl	vs. FIU	W, 28-3	12/21/17	Tropicana Field, St. Petersburg, Fla.

Lincoln Financial Field

Season	#	Record	Total	Average
2003	5	0-5	120,687	24,137
2004	6	2-4	98,736	16,456
2005	5	0-5	63,674	12,735
2006	4	1-3	63,241	15,810
2007	6	3-3	173,151	28,858
2008	5	3-2	77,909	15,582
2009	6	5-1	104,276	17,379
2010	6	5-1	123,088	20,514
2011	7	5-2	196,420	28,060
2012	6	2-4	159,481	26,580
2013	6	1-5	134,834	22,473
2014	6	3-3	140,217	23,370
2015	6	5-1	264,951	44,158
2016	7	6-1	190,574	27,225
2017	6	3-3	163,905	27,318
2018	6	4-2	170,821	28,470
2019	7	6-1	206,217	29,460
2020	3	1-2	3,359	1,120
2021	6	2-4	128,785	21,464
2022	7	3-4	120,934	17,277
Total (20)	116	60-56	2,597,939	22,452

f TEMPLE FOOTBALL @temple_fb



CONFERENCE & OPPONENTS



AMERICAN ATHLETIC CONFERENCE

American Athletic Conference Communications

545 E. John Carpenter Freeway
3rd Floor
Irving, TX 75062
www.TheAmerican.org

Chuck Sullivan (FB Contact)
Asst. Commissioner for Communications
Office: (469) 840-3132
Email: csullivan@theamerican.org

Press Box Numbers

Alabama-Birmingham (UAB).....	
Charlotte.....	
East Carolina.....	(252) 328-4697
Florida Atlantic (FAU).....	
Memphis.....	(901) 272-0136
Navy.....	(410) 293-8775
North Texas.....	
Rice.....	
Southern Methodist (SMU).....	(214) 768-7730
South Florida.....	(813) 350-6225
Temple.....	(267) 570-4453
Texas-San Antonio (UTSA).....	
Tulane.....	(504) 314-7490
Tulsa.....	(918) 631-5513



Commissioner Mike Aresco

Weekly Awards

The American names offensive, defensive and special teams Players of the Week each Monday morning during the season. Winners are chosen from nominations provided by the conference school's sports information directors.

Annual Awards

The American Athletic Conference will name first and second all-conference teams, players of the year on offense, defense and special teams, rookie of the year and coach of the year. The awards are chosen by a vote of the league's 14 head coaches at the conclusion of the regular season. The American Athletic Conference All-Academic Team is comprised of players who have an overall grade-point average of 3.00 or better over the previous academic year and completed at least two semesters of academic work. The team is announced in July. The American Athletic Conference Football Scholar-Athlete of the Year was established to recognize student-athletes who have achieved success in the classroom and on the field. The winner receives a scholarship which may be applied to graduate or professional studies.

Conference Championship Game

On Saturday, December 2, 2023, the American Athletic Conference will hold its ninth Conference Championship Game. Kickoff will be at 4:00 pm and will be televised nationally by ABC or ESPN. The game will pit the top two finishers and will be hosted by the team with the better record.

The championship matchup will be the teams with the highest winning percentage in all conference games. In the event of a two-team tie, the head-to-head result between the tied teams will determine the divisional champion.

theamerican.org

The official website of the American Athletic Conference features up-to-date information on all facets of the league and serves as the central point of distribution for live video and statistics of conference games.

CollegePressBox

CollegePressBox is the official media website for American Athletic Conference football and the media home for information on every Division I team and conference. Access and download weekly game notes, quotes, statistics, media guides, photos and more for the conference and each of its 11 member schools throughout the season.

Social Media

Fans and media members are invited to follow the latest American Athletic Conference football news through social media. The American Twitter feed may be accessed @American_FB and the conference's official Facebook page is available @AmericanConf. The American's Instagram handle is @American_Conf.

Media Hub

The American Athletic Conference maintains a comprehensive online hub designed to assist members of the media in their coverage of The American and its member football programs.

The media hub will be updated daily and will contain links to the most recent media sessions of coaches and student-athletes as they are made available. The hub will also list the weekly media schedule for each American team and will link to media guides and weekly game notes.

AAC Media Hub

www.TheAmerican.org/FootballMedia
The American Athletic Conference has partnered with StatBroadcast to provide media members with live, real-time statistics of all conference-controlled football games.

AAC Media Stats Central

aac.statbroadcast.com
The American Digital Network is the home of all live and on-demand video coverage of all 22 American Athletic Conference sports. The ADN will provide in-depth coverage of the 2020 American football season.

Weekly Releases & Stats

Media members may access PDF versions of the complete weekly release, including conference and team-by-team statistics, on TheAmerican.org or via CollegePressBox.com. Regular updates of the weekly release will be distributed via e-mail from the conference office. To be included on the distribution list, send an e-mail request to Chuck Sullivan at csullivan@theamerican.org.

Weekly Football Highlights

The American Athletic Conference offers video highlights and clips of selected press conferences on a weekly basis to members of the media. Website aacvideo.mediashuttle.com
Username digital@theamerican.org
Password AACMedia2018

TEMPLE FOOTBALL @temple_fb



AMERICAN ATHLETIC CONFERENCE



Year-By-Year Standings

2013	Conf.	Pct.	Overall	Pct.
1. ^UCF.....	8-0	1.000	12-1	.923
2. Cincinnati.....	6-2	.750	9-4	.692
3. Houston.....	5-3	.625	8-5	.615
4. SMU.....	4-4	.500	5-7	.417
5. UConn.....	3-5	.375	3-9	.250
6. USF.....	2-6	.250	2-10	.167
7. Memphis.....	1-7	.125	3-9	.250
8. TEMPLE.....	1-7	.125	2-10	.167

2014	Conf.	Pct.	Overall	Pct.
1. ^Memphis.....	7-1	.875	10-3	.769
^UCF.....	7-1	.875	9-4	.692
^Cincinnati.....	7-1	.875	9-4	.692
4. ECU.....	5-3	.625	8-5	.615
Houston.....	5-3	.625	8-5	.615
6. TEMPLE.....	4-4	.500	6-6	.500
7. USF.....	3-5	.375	4-8	.333
8. Tulane.....	2-6	.250	3-9	.250
9. Tulsa.....	2-6	.250	2-10	.167
10. UConn.....	1-7	.125	2-10	.167
11. SMU.....	1-7	.125	1-11	.083

2015	Conf.	Pct.	Overall	Pct.
EAST				
1. TEMPLE.....	7-1	.875	10-4	.714
2. USF.....	6-2	.750	8-5	.615
3. Cincinnati.....	4-4	.500	7-6	.538
4. UConn.....	4-4	.500	6-7	.462
5. ECU.....	3-5	.375	5-7	.417
6. UCF.....	0-8	.000	0-12	.000

WEST				
1. ^Houston.....	7-1	.875	13-1	.929
2. Navy.....	7-1	.875	11-2	.846
3. Memphis.....	5-3	.625	9-4	.692
4. Tulsa.....	3-5	.375	6-7	.462
5. Tulane.....	1-7	.125	3-9	.250
6. SMU.....	1-7	.125	2-10	.167

^ - Crowned conference champion. A game to determine AAC Champion started in 2015.

2016	Conf.	Pct.	Overall	Pct.
EAST				
1. ^TEMPLE.....	7-1	.875	10-4	.714
2. USF.....	7-1	.875	11-2	.846
3. UCF.....	4-4	.500	6-7	.462
4. Cincinnati.....	1-7	.125	4-8	.333
5. ECU.....	1-7	.125	3-9	.250
UConn.....	1-7	.125	3-9	.250

WEST				
1. Navy.....	7-1	.875	9-5	.642
2. Tulsa.....	6-2	.750	10-3	.769
3. Memphis.....	5-3	.625	8-5	.615
4. Houston.....	5-3	.625	9-4	.692
5. SMU.....	3-5	.375	5-7	.417
6. Tulane.....	1-7	.125	4-8	.333

2017	Conf.	Pct.	Overall	Pct.
EAST				
1. ^UCF.....	8-0	1.000	13-0	1.000
2. USF.....	6-2	.750	10-2	.833
3. TEMPLE.....	4-4	.875	7-6	.538
4. Cincinnati.....	2-6	.500	4-8	.333
5. ECU.....	2-6	.250	3-9	.250
UConn.....	2-6	.250	3-9	.250

WEST				
1. Memphis.....	7-1	.625	10-3	.769
2. Houston.....	5-3	.625	7-5	.583
3. Navy.....	4-4	.500	7-6	.538
SMU.....	4-4	.500	7-6	.538
5. Tulane.....	3-5	.375	5-7	.417
6. Tulsa.....	1-7	.125	2-10	.167

2018	Conf.	Pct.	Overall	Pct.
EAST				
1. ^UCF.....	8-0	1.000	12-1	.923
2. TEMPLE.....	7-1	.875	8-5	.615
3. Cincinnati.....	6-2	.750	11-2	.846
4. USF.....	3-5	.375	7-6	.538
5. ECU.....	1-7	.125	3-9	.250
6. UConn.....	0-8	.000	1-11	.083

WEST				
1. Memphis.....	5-3	.625	8-6	.571
2. Houston.....	5-3	.625	8-5	.615
3. Tulane.....	5-3	.625	7-6	.538
4. SMU.....	4-4	.500	5-7	.417
5. Navy.....	2-6	.250	3-10	.231
6. Tulsa.....	2-6	.250	3-9	.250

2019	Conf.	Pct.	Overall	Pct.
EAST				
1. Cincinnati.....	7-1	.875	11-3	.786
2. UCF.....	6-2	.750	10-3	.769
3. TEMPLE.....	5-3	.625	8-5	.615
4. USF.....	2-6	.250	4-8	.333
5. ECU.....	1-7	.125	4-8	.333
6. UConn.....	0-8	.000	2-10	.167

WEST				
1. ^Memphis.....	7-1	.875	12-2	.857
2. Navy.....	7-1	.875	11-2	.846
3. SMU.....	6-2	.750	10-3	.769
4. Tulane.....	3-5	.375	7-6	.538
5. Houston.....	2-6	.250	4-8	.333
Tulsa.....	2-6	.250	4-8	.333

2020	Conf.	Pct.	Overall	Pct.
EAST				
1. ^Cincinnati.....	6-0	1.000	9-1	.900
2. Tulsa.....	6-0	1.000	6-3	.667
3. Memphis.....	5-3	.625	8-3	.727
4. UCF.....	5-3	.625	6-4	.600
5. SMU.....	4-3	.571	7-3	.700
6. Houston.....	3-3	.500	3-5	.375
7. Navy.....	3-4	.429	3-7	.300
8. Tulane.....	3-5	.375	6-6	.500
9. ECU.....	3-5	.375	3-6	.333
10. TEMPLE.....	1-6	.143	1-6	.143
11. USF.....	0-7	.000	1-8	.111

2021	Conf.	Pct.	Overall	Pct.
1. ^Cincinnati.....	8-0	1.000	13-1	.929
2. Houston.....	8-0	1.000	12-2	.857
3. UCF.....	5-3	.625	9-4	.692
4. ECU.....	5-3	.625	7-5	.583
5. Tulsa.....	5-3	.625	7-6	.538
6. SMU.....	4-4	.500	8-4	.667
7. Memphis.....	3-5	.375	6-6	.500
8. Navy.....	3-5	.375	4-8	.333
9. TEMPLE.....	1-7	.125	3-9	.250
10. USF.....	1-7	.125	2-10	.167
Tulane.....	1-7	.125	2-10	.167

2022	Conf.	Pct.	Overall	Pct.
1. ^Tulane.....	7-1	.875	12-2	.857
2. UCF.....	6-2	.750	9-5	.643
3. Cincinnati.....	6-2	.750	9-4	.692
4. Houston.....	5-3	.625	8-5	.615
5. SMU.....	5-3	.625	7-6	.538
6. ECU.....	4-4	.500	8-5	.615
7. Navy.....	4-4	.500	4-8	.333
8. Memphis.....	3-5	.375	7-6	.538
9. Tulsa.....	3-5	.375	5-7	.417
10. TEMPLE.....	1-7	.125	3-9	.250
11. USF.....	0-8	.000	1-11	.083

Future Opponents

2024	
at Oklahoma.....	8/31
Coastal Carolina.....	9/14
at UConn.....	10/5
2025	
at UMass.....	8/30
Oklahoma.....	9/13
at Georgia Tech.....	9/20
2026	
Rhode Island.....	9/5
Penn State.....	9/12
at Coastal Carolina.....	9/19
UConn.....	10/10
2027	
at UConn.....	9/4
at Penn State.....	9/18
UMass.....	10/9
2028	
at Oklahoma.....	9/2
Duke.....	9/16
UConn.....	9/30
2029	
at Miami (Fla.).....	9/15
at UMass.....	9/29





2023 OPPONENTS' SCHEDULES

AKRON

S-02	at Temple	2:00pm
S-09	MORGAN STATE	6:00pm
S-16	at Kentucky	7:30pm
S-23	at Indiana	TBD
S-30	BUFFALO	TBD
O-07	NORTHERN ILLINOIS	3:30pm
O-14	at Central Michigan	3:30pm
O-21	at Bowling Green	TBD
O-28	----- BYE -----	
N-01 (W)	KENT STATE	7:00pm
N-08 (W)	at Miami (OH)	7:00pm
N-14 (Tu)	at Eastern Michigan	7:00pm
N-24 (Fr)	OHIO	12:00pm

TULSA

S-02	ARKANSAS-PINE BLUFF	8:00pm
S-09	at Washington	5:00pm
S-16	OKLAHOMA	3:30pm
S-23	at Northern Illinois	TBD
S-28 (Th)	TEMPLE	7:30pm
O-07	at Florida Atlantic	TBD
O-14	----- BYE -----	
O-19 (Th)	RICE	7:00pm
O-28	at SMU	TBD
N-04	CHARLOTTE	TBD
N-11	at Tulane	TBD
N-18	NORTH TEXAS	TBD
N-25	at East Carolina	TBD

NAVY

A-26	Notre Dame (Ireland)	2:30pm
S-09	WAGNER	3:30pm
S-14 (Th)	at Memphis	7:30pm
S-23	----- BYE -----	
S-30	SOUTH FLORIDA	3:30pm
O-07	NORTH TEXAS	3:30pm
O-14	at Charlotte	TBD
O-21	AIR FORCE	12:00pm
O-28	----- BYE -----	
N-04	at Temple	TBD
N-11	ALABAMA-BIRMINGHAM	3:30pm
N-18	EAST CAROLINA	TBD
N-25	at SMU	TBD
D-09	Army (Foxborough)	3:00pm

RUTGERS

S-02	NORTHWESTERN	12:00pm
S-09	TEMPLE	7:30pm
S-16	VIRGINIA TECH	3:30pm
S-23	at Michigan	12:00pm
S-30	WAGNER	TBD
O-07	at Wisconsin	TBD
O-14	MICHIGAN STATE	12:00pm
O-21	at Indiana	12:00pm
O-28	----- BYE -----	
N-04	OHIO STATE	TBD
N-11	at Iowa	TBD
N-18	at Penn State	TBD
N-25	MARYLAND	TBD

UTSA

S-02	at Houston	7:00pm
S-09	TEXAS STATE	3:30pm
S-15 (Fr)	ARMY	7:00pm
S-23	at Tennessee	TBD
S-30	----- BYE -----	
O-07	at Temple	TBD
O-14	ALABAMA-BIRMINGHAM	TBD
O-21	at Florida Atlantic	TBD
O-28	EAST CAROLINA	TBD
N-04	at North Texas	TBD
N-11	RICE	TBD
N-17 (Fr)	SOUTH FLORIDA	9:00pm
N-25	at Tulane	TBD

SOUTH FLORIDA

S-02	at Western Kentucky	3:30pm
S-09	FLORIDA A&M	7:00pm
S-16	ALABAMA	3:30pm
S-23	RICE	TBD
S-30	at Navy	3:30pm
O-07	at Alabama-Birmingham	TBD
O-14	FLORIDA ATLANTIC	TBD
O-21	at UConn	3:30pm
O-28	----- BYE -----	
N-04	at Memphis	TBD
N-11	TEMPLE	TBD
N-17 (Fr)	at UTSA	9:00pm
N-25	CHARLOTTE	TBD

NORFOLK STATE

S-02	VIRGINIA STATE	2:00pm
S-09	at Hampton	6:00pm
S-16	at Temple	2:00pm
S-23	at Towson	4:00pm
S-30	NORTH CAROLINA A&T	2:00pm
O-07	----- BYE -----	
O-14	at Tennessee State	6:00pm
O-21	at Howard	1:00pm
O-28	MORGAN STATE	2:00pm
N-04	at NC Central	TBD
N-11	at Delaware State	12:00pm
N-18	SC STATE	2:00pm

NORTH TEXAS

S-02	CALIFORNIA	4:00pm
S-09	at Florida International	6:30pm
S-16	at Louisiana Tech	7:00pm
S-23	----- BYE -----	
S-30	ABILENE-CHRISTIAN	TBD
O-07	at Navy	3:30pm
O-14	TEMPLE	TBD
O-21	at Tulane	TBD
O-28	MEMPHIS	TBD
N-04	UTSA	TBD
N-10 (Fr)	at SMU	9:00pm
N-18	at Tulsa	TBD
N-25	ALABAMA-BIRMINGHAM	TBD

UAB

A-31 (Th)	NORTH CAROLINA A&T	8:00pm
S-09	at Georgia Southern	6:00pm
S-16	LOUISIANA	7:00pm
S-23	at Georgia	TBD
S-30	at Tulane	TBD
O-07	SOUTH FLORIDA	TBD
O-14	at UTSA	TBD
O-21	MEMPHIS	TBD
O-28	----- BYE -----	
N-04	FLORIDA ATLANTIC	TBD
N-11	at Navy	3:30pm
N-18	TEMPLE	TBD
N-25	at North Texas	TBD

MIAMI (FLA.)

S-01 (Fr)	MIAMI	7:00pm
S-09	TEXAS A&M	3:30pm
S-14 (Th)	BETHUNE-COOKMAN	7:30pm
S-23	at Temple	TBD
S-30	----- BYE -----	
O-07	GEORGIA TECH	TBD
O-14	at North Carolina	TBD
O-21	CLEMSON	TBD
O-28	VIRGINIA	TBD
N-04	at NC State	TBD
N-11	at Florida State	TBD
N-18	LOUISVILLE	TBD
N-24 (Fr)	at Boston College	12:00pm

SMU

S-02	LOUISIANA TECH	12:00pm
S-09	at Oklahoma	6:00pm
S-16	PRAIRIE VIEW A&M	7:00pm
S-23	at TCU	TBD
S-30	CHARLOTTE	TBD
O-07	----- BYE -----	
O-12 (Th)	at East Carolina	7:30pm
O-20 (Fr)	at Temple	7:00pm
O-28	TULSA	TBD
N-04	at Rice	TBD
N-10 (Fr)	NORTH TEXAS	9:00pm
N-18	at Memphis	TBD
N-25	NAVY	TBD

MEMPHIS

S-02	BETHUNE-COOKMAN	7:00pm
S-09	at Arkansas State	7:00pm
S-14 (Th)	NAVY	7:30pm
S-23	MISSOURI	TBD
S-30	BOISE STATE	TBD
O-07	----- BYE -----	
O-13 (Fr)	TULANE	7:00pm
O-21	at Alabama-Birmingham	TBD
O-28	at North Texas	TBD
N-04	SOUTH FLORIDA	TBD
N-11	at Charlotte	TBD
N-18	SMU	TBD
N-25	at Temple	TBD

TEMPLE FOOTBALL @temple_fb



CONFERENCE MATCHUP HISTORY



	Overall: 0-0-0	Home: 0-0-0	Away: 0-0-0
	N-18-23.... Drayton/Dilfer PS..... x-xx-24..... Drayton/Dilfer LFF.....	x-xx-26 Drayton/Dilfer PS..... LFF - Lincoln Financial Field PS - Protective Stadium	

Alabama-Birmingham Blazers
 Location: Birmingham, AL
 Enrollment: 22,563
 Colors: Forest Green and Old Gold
 President: Dr. Ray Watts
 Athletics Director: Mark Ingram
 Stadium: Protective Stadium (capacity)

HC: Trent Diifer
 Career Record: 0-0 (.000), 1st year
 School Record: 0-0 (.000), 1st year
 Offense:
 Defense:
 Starters Returning/Lost: n/a

Media Contact: Ted Feeley
 Office: 205-934-0730
 Cell: 205-704-4147
 Email: tfeeley@uab.edu
 Press Box Phone:
 Website: uabsports.com

Record Last Five Seasons

2018	11-3
2019	9-5
2020	6-3
2021	9-4
2022	7-6

	Overall: 1-0-0	Home: 1-0-0	Away: 2-0-0
	O-02-15 ... Rhule/Lambert..... JRS..... W 37-3 S-24-16 ... Rhule/Lambert..... LFF..... W 48-20 x-xx-24..... Drayton/Poggi LFF.....	x-xx-25 Drayton/Poggi JRS..... LFF -Lincoln Financial Field JRS - Jerry Richardson Stadium	

Charlotte 49ers
 Location: Charlotte, NC
 Enrollment: 30,146
 Colors: Green and White
 Chancellor: Dr. Sharon Gaber
 Athletics Director: Mike Hill
 Stadium: Jerry Richardson (15,314)

HC: Biff Poggi
 Career Record: 0-0 (.000), 1st year
 School Record: 0-0 (.000), 1st year
 Offense:
 Defense:
 Starters Returning/Lost: n/a

Media Contact: Tom Whitestone
 Office: 704-687-1022
 Cell:
 Email: tewhites@uncc.edu
 Press Box Phone:
 Website: charlotte49ers.com

Record Last Five Seasons

2018	5-7
2019	7-6
2020	2-4
2021	5-7
2022	3-9

	Overall: 0-0-0	Home: 0-0-0	Away: 0-0-0
	x-xx-25 Drayton/Herman FS..... x-xx-26 Drayton/Herman LFF.....	LFF - Lincoln Financial Field FS - FAU Stadium	

Florida Atlantic Owls
 Location: Boca Raton, FL
 Enrollment: 30,000
 Colors: Blue and Red
 President: Dr. John Kelly
 Athletics Director: Brian White
 Stadium: FAU Stadium (29,495)

HC: Tom Herman
 Career Record: 54-22 (.711), 7th year
 School Record: 0-0 (.000), 1st year
 Offense:
 Defense:
 Starters Returning/Lost: n/a

Media Contact: Katina McCormack
 Office: 561-297-3199
 Cell: 561-251-5588
 Email: kmccormi@fau.edu
 Press Box Phone:
 Website: FAUsports.com

Record Last Five Seasons

2018	5-7
2019	11-3
2020	5-4
2021	5-7
2022	5-7

	Overall: 9-11-0	Home: 4-7-0	Away: 5-4-0
	N-20-82... Hardin/Emory..... VS..... L 10-23 O-15-83... Arians/Emory VS..... L 11-24 S-08-84 ... Arians/Emory FS W 17-0 S-28-85 ... Arians/Baker FS W 21-7 O-11-86.... Arians/Baker VS..... %W 45-28 N-07-87 ... Arians/Baker FS L 26-31 N-05-88... Arians/Baker VS..... L 17-34 N-11-89.... Berndt/Lewis FS L 24-31 O-27-90... Berndt/Lewis VS..... W 30-27 S-17-94.... Dickerson/Logan..... VS..... L 14-31 O-21-95 ... Dickerson/Logan..... DFS L 22-32 N-01-14.... Rhule/McNeil LFF..... W 20-10 O-22-15 ... Rhule/McNeil DFS W 24-14 N-26-16.... Rhule/Montgomery LFF..... W 37-10	O-07-17 Collins/Montgomery DFS W 34-10 O-06-18 ... Collins/Montgomery LFF..... W 49-6 O-03-19.... Carey/Houston DFS W 27-17 N-21-20.... Carey/Houston LFF..... L 3-28 N-06-21.... Carey/Houston DFS L 3-45 N-26-22... Drayton/Houston LFF..... L 46-49 x-xx-24.... Drayton/Houston FS x-xx-25 Drayton/Houston LFF.....	% - Temple later forfeited due to use of ineligible player LFF -Lincoln Financial Field FS - Ficklen Stadium VS - Veterans Stadium DFS - Dowdy-Ficklen Stadium

East Carolina Pirates
 Location: Greenville, NC
 Enrollment: 29,131
 Colors: Purple and Gold
 Chancellor: Dr. Phillip Rogers
 Athletics Director: Jon Gilbert
 Stadium: Dowdy-Ficklen (50,000)

HC: Mike Houston
 Career Record: 102-49 (.675), 13th year
 School Record: 22-24 (.478), 5th year
 Offense: Spread
 Defense: Multiple
 Starters Returning/Lost: n/a

Media Contact: Malcolm Gray
 Office: 252-737-4523
 Cell: 252-414-2021
 Email: graym@ecu.edu
 Press Box Phone: 252-328-4697
 Website: ECUPirates.com

Record Last Five Seasons

2018	3-9
2019	4-8
2020	3-6
2021	7-5
2022	8-5

	Overall: 4-4-0	Home: 3-2-0	Away: 1-2-0
	N-30-13.... Rhule/Fuente LB W 41-21 N-07-14 ... Rhule/Fuente LFF..... L 13-16 N-21-15.... Rhule/Fuente LFF W 31-12 O-06-16 ... Rhule/Norvell LB L 27-34 O-12-19.... Carey/Norvell..... LFF W 30-28 O-24-20 .. Carey/Silverfield LB L 29-41 O-02-21... Carey/Silverfield LFF..... W 34-31	O-01-22 ... Drayton/Silverfield..... LB..... L 3-24 N-25-23... Drayton/Silverfield..... LFF..... x-xx-24.... Drayton/Silverfield..... LB..... x-xx-26 Drayton/Silverfield..... LFF.....	LFF -Lincoln Financial Field LB - Liberty Bowl Memorial Stadium

Memphis Tigers
 Location: Memphis, TN
 Enrollment: 21,521
 Colors: Blue and Gray
 President: Dr. M. David Rudd
 AD: Laird Veatch
 Stadium: Liberty Bowl Memorial (58,318)

HC: Ryan Silverfield
 Career Record: 21-15 (.583), 4th year
 School Record: 21-15 (.583), 4th year
 Offense: Multiple
 Defense: Multiple
 Starters Returning/Lost: n/a

Media Contact: Scott Burns
 Office:
 Cell: 812-322-5285
 Email: scott.burns@memphis.edu
 Press Box Phone: 901-734-1504
 Website: gotigersgo.com


Record Last Five Seasons

2018	8-6
2019	12-2
2020	8-3
2021	6-6
2022	7-6



CONFERENCE MATCHUP HISTORY



	Overall: 8-9-0	Home: 3-3-0	Away: 5-6-0
	S-17-88..... Ariens/Uzelac N-MCMS W12-7 O-19-91..... Berndt/Champ..... VS..... W21-14 N-08-97... Dickerson/Weatherbie ... N-MCMS..... L17-49 S-02-00... Wallace/Weatherbie..... N-MCMS..... W17-6 A-30-01.... Wallace/Weatherbie..... VS..... W45-26 N-19-05.... Wallace/Johnson N-MCMS..... L17-38 N-18-06... Golden/Johnson N-MCMS..... L6-42 A-31-07 ... Golden/Johnson LFF..... L19-30 N-01-08.... Golden/Niumatalolo..... N-MCMS..... L.....(ot)27-33 O-31-09.... Golden/Niumatalolo..... N-MCMS..... W27-24 S-06-14.... Rhule/Niumatalolo..... LFF..... L24-31 D-03-16.... Rhule/Niumatalolo..... N-MCMS..... ^W34-10 N-02-17.... Collins/Niumatalolo..... LFF..... W34-26 O-13-18.... Collins/Niumatalolo..... N-MCMS..... W24-17	O-10-20 ... Carey/Niumatalolo N-MCMS..... L 29-31 N-27-21... Carey/Niumatalolo LFF..... L14-38 O-29-22 .. Drayton/Niumatalolo..... N-MCMS..... L (ot)20-27 N-04-23... Drayton/Newberry..... LFF..... L x-xx-24.... Drayton/Newberry..... N-MCMS..... x-xx-25 Drayton/Newberry..... LFF..... x-xx-26 Drayton/Newberry..... N-MCMS.....	

Navy Midshipmen
 Location: Annapolis, MD
 Enrollment: 4,400
 Colors: Navy Blue and Gold
 Superintendent: VADM Ted Carter, USN
 AD: Chet Gladchuk
 Stadium: Navy-Marine Corps Memorial (34,000)

HC: Brian Newberry
 Career Record: 0-0 (.000), 1st year
 School Record: 0-0 (.000), 1st year
 Offense: Triple Option
 Defense: Multiple
 Starters Returning/Lost: n/a

Media Contact: Scott Strasemeier
 Office: 410-293-8775
 Email: sstrasem@usna.edu
 Press Box Phone: 410-268-1489
 Website: www.navysports.com

Record Last Five Seasons
 20183-10.....2-6
 201911-2.....7-1
 20203-7.....3-4
 20214-8.....3-5
 20224-8.....4-4

	Overall: 0-0-0	Home: 0-0-0	Away: 0-0-0
	O-14-23.... Drayton/Morris AS..... x-xx-25 Drayton/Morris LFF.....	LFF - Lincoln Financial Field AS - Apogee Stadium	

North Texas Mean Green
 Location: Denton, TX
 Enrollment: 44,532
 Colors: Green and White
 President: Neal Smatresk
 Athletics Director: Wren Baker
 Stadium: Apogee Stadium (30,850)

HC: Eric Morris
 Career Record: 24-28 (.462), 5th year
 School Record: 0-0 (.000), 1st year
 Offense:
 Defense:
 Starters Returning/Lost: n/a

Media Contact: Taylor Bryan
 Office:
 Cell: 254-709-4411
 Email: Taylor.Bryan@unt.edu
 Press Box Phone:
 Website: meangreensports.com

Record Last Five Seasons
 20189-4.....
 20194-8.....
 20204-6.....
 20216-7.....
 20227-7.....

	Overall: 0-0-0	Home: 0-0-0	Away: 0-0-0
	x-xx-25 Drayton/Bloomgren RS..... x-xx-26 Drayton/Bloomgren LFF.....	LFF - Lincoln Financial Field RS - Rice Stadium	

Rice Owls
 Location: Houston, TX
 Enrollment: 8,480
 Colors: Blue (281c) and Gray (424c)
 President: Reginald DesRoches
 Athletics Director: Joe Karlgaard
 Stadium: Rice Stadium (47,000)

HC: Mike Bloomgren
 Career Record: 16-39 (.291), 6th year
 School Record: 16-39 (.291), 6th year
 Offense:
 Defense:
 Starters Returning/Lost: n/a

Media Contact: Chuck Pool
 Office: 713-348-5775
 Cell: 832-244-6476
 Email: cpool@rice.edu
 Press Box Phone:
 Website: riceowls.com

Record Last Five Seasons
 20182-11.....
 20193-9.....
 20202-3.....
 20214-8.....
 20225-8.....



f TEMPLE FOOTBALL @temple_fb

CONFERENCE MATCHUP HISTORY



Overall: 6-3-0

Home: 5-0-0

Away: 1-3-0

O-06-12 ... Addazio/Holtz LFF W 37-28
 N-14-15 ... Rhule/Taggart RJS L 23-44
 O-21-16 ... Rhule/Taggart LFF W 46-30
 S-21-17 ... Collins/Strong RJS L 7-43
 N-17-18 ... Collins/Strong LFF W 27-17
 N-07-19 ... Carey/Strong RJS W 17-7
 O-17-20 ... Carey/Scott LFF W 39-37

O-23-21 ... Carey/Scott RJS L 14-34
 N-05-22 ... Drayton/Scott LFF W 54-28
 N-11-23 ... Drayton/Golesh RJS
 x-xx-25 ... Drayton/Golesh LFF
 x-xx-26 ... Drayton/Golesh RJS
 LFF - Lincoln Financial Field RJS - Raymond James Stadium

USF Bulls

Location: Tampa, FL
 Enrollment: 50,577
 Colors: Green and Gold
 President: Dr. Steve Currall
 AD: Michael Kelly
 Stadium: Raymond James (65,857)

HC: Alex Golesh
 Career Record: 0-0 (.000), 1st year
 School Record: 0-0 (.000), 1st year
 Offense: Multiple/Spread
 Defense: Multiple
 Starters Returning/Lost: n/a

Media Contact: Brian Siegrist
 Office: 813-974-4086
 Cell: 813-293-3897
 Email: siegrist@usf.edu
 Press Box Phone: 813-350-6225
 Website: GoUSFBulls.com

Record Last Five Seasons

2018 7-6 3-5
 2019 4-8 2-6
 2020 1-8 0-7
 2021 2-10 1-7
 2022 1-11 0-8



Overall: 2-3-2

Home: 1-1-1

Away: 1-2-1

O-16-42 ... Morrison/Stewart OS T 6-6
 S-27-46 ... Morrison/Russell TS T 7-7
 O-26-13 ... Rhule/Jones GFS L 49-59
 N-06-15 ... Rhule/Morris GFS W 60-40
 O-01-16 ... Rhule/Morris LFF W 45-20
 O-19-19 ... Carey/Dykes GFS L 21-45

N-07-20 ... Carey/Dykes LFF L 23-47
 O-20-23 ... Drayton/Lashlee LFF
 x-xx-26 ... Drayton/Lashlee GFS
 TS - Temple Stadium OS - Ownby Stadium
 LFF - Lincoln Financial Field GFS - Gerald J. Ford Stadium

SMU Mustangs

Location: Dallas, TX
 Enrollment: 11,739
 Colors: Red and Blue
 President: Dr. R. Gerald Turner
 AD: Rick Hart
 Stadium: Gerald J. Ford Stadium (32,000)

HC: Rhett Lashlee
 Career Record: 7-6 (.538), 2nd year
 School Record: 7-6 (.538), 2nd year
 Offense: Spread
 Defense: Multiple
 Starters Returning/Lost: n/a

Media Contact: Lindsey Olsen
 Office: 214-768-4970
 Cell: 847-344-0389
 Email: lmolsen@smu.edu
 Press Box Phone: 214-768-7730
 Website: SMUMustangs.com

Record Last Five Seasons

2018 5-7 4-4
 2019 10-3 6-2
 2020 7-3 4-3
 2021 8-4 4-4
 2022 7-6 5-3



Overall: 0-0-0

Home: 0-0-0

Away: 0-0-0

O-07-23 ... Drayton/Traylor LFF
 x-xx-24 ... Drayton/Traylor AS

x-xx-26 ... Drayton/Traylor LFF
 LFF - Lincoln Financial Field AS - Alamodome Stadium

Texas-San Antonio Roadrunners

Location: San Antonio, TX
 Enrollment: 74,734
 Colors: Orange, Navy Blue and White
 President: Dr. Taylor Eighmy
 Athletics Director: Lisa Campos
 Stadium: Alamodome (36,582)

HC: Jeff Traylor
 Career Record: 30-10 (.750), 4th year
 School Record: 30-10 (.750), 4th year
 Offense:
 Defense:
 Starters Returning/Lost: n/a

Media Contact: Kyle Stephens
 Office: 210-887-3636
 Cell: 210-458-4551
 Email: kyle.stephens@utsa.edu
 Press Box Phone: 210-704-6200
 Website: goutsa.com

Record Last Five Seasons

2018 3-9
 2019 4-8
 2020 7-5
 2021 12-2
 2022 11-3
 LFF - Lincoln Financial Field AS - Alamodome Stadium



Overall: 4-2-0

Home: 2-0-0

Away: 2-2-0

J-01-35 ... Warner/Cox ^TS L 14-20
 D-06-14 ... Rhule/Johnson YS W 10-3
 O-10-15 ... Rhule/Johnson LFF W 49-10
 N-19-16 ... Rhule/Fritz YS W 31-0
 N-16-19 ... Carey/Fritz LFF W 29-21
 O-31-20 ... Carey/Fritz YS L 3-38

x-xx-24 ... Drayton/Fritz LFF
 x-xx-25 ... Drayton/Fritz YS
 ^ - First-ever Sugar Bowl TS - Tulane Stadium
 LFF - Lincoln Financial Field YS - Yulman Stadium

Tulane Green Wave

Location: New Orleans, LA
 Enrollment: 13,581
 Colors: Olive Green and Sky Blue
 President: Michael Fitts
 AD: Troy Dannen
 Stadium: Yulman Stadium (30,000)

HC: Willie Fritz
 Career Record: 236-119 (.665), 31st year
 School Record: 43-45 (.489), 8th year
 Offense: Multiple
 Defense: Multiple
 Starters Returning/Lost: n/a

Media Contact: Jason Corriher
 Office: 504-862-8249
 Cell:
 Email: jcorriher@tulane.edu
 Press Box Phone: 504-314-7490
 Website: tulane.greenwave.com

Record Last Five Seasons

2018 7-6 5-3
 2019 7-6 3-5
 2020 6-6 3-5
 2021 2-10 1-7
 2022 12-2 7-1



Overall: 3-4-0

Home: 2-2-0

Away: 1-2-0

O-10-87 ... Arians/Henshaw VS L 17-24
 N-19-88 ... Arians/Rader SS L 10-15
 O-11-14 ... Rhule/Blankenship LFF W 35-24
 N-25-17 ... Collins/Montgomery CS W 43-22
 S-20-18 ... Collins/Montgomery LFF W 31-17
 N-20-21 ... Carey/Montgomery CS L 10-44

O-21-22 ... Drayton/Montgomery LFF L 16-27
 S-28-23 ... Drayton/Wilson CS
 x-xx-24 ... Drayton/Wilson LFF
 LFF - Lincoln Financial Field SS - Skelly Stadium
 VS - Veterans Stadium CS - H.A. Chapman Stadium

Tulsa Golden Hurricane

Location: Tulsa, OK
 Enrollment: 3,961
 Colors: Old Gold, Royal Blue, Crimson
 President: Brad Carson
 AD: Rick Dickson
 Stadium: H.A Chapman Stadium (30,000)

HC: Kevin Wilson
 Career Record: 26-47 (.356), 7th year
 School Record: 0-0 (.000), 1st year
 Offense: Multiple
 Defense: Multiple
 Starters Returning/Lost: n/a

Media Contact: Don Tomkalski
 Office: 918-631-3200
 Cell: 918-640-0683
 Email: donald.tomkalski@utulsa.edu
 Press Box Phone:
 Website: tulsahurricane.com

Record Last Five Seasons

2018 3-9 2-6
 2019 4-8 2-6
 2020 6-3 6-0
 2021 7-6 5-3
 2022 5-7 3-5



NON-CONFERENCE MATCHUPS



Akron Zips



Overall: 15-7-0

Home: 7-4-0

Away: 8-3-0

N-18-67	Makris/Larson	TS	W	22-21
S-12-70	Hardin/Larson	TS	L	0-21
S-22-73	Hardin/Dennison	TS	W	47-33
O-18-75	Hardin/Dennison	RB	L	23-24
S-11-76	Hardin/Dennison	RB	W	23-13
N-04-78	Hardin/Dennison	RB	W	56-21
N-10-79	Hardin/Dennison	VS	W	42-6
O-18-80	Hardin/Dennison	VS	W	16-7
S-24-87	Arians/Faust	VS	W	23-3
N-12-88	Arians/Faust	RB	W	37-17
N-23-91	Berndt/Faust	VS	L	32-37
N-07-92	Berndt/Faust	RB	L	15-29
O-23-93	Dickerson/Faust	VS	L	7-31
S-03-94	Dickerson/Faust	RB	W	32-7

S-12-98	Wallace/Owens	FF	L	28-35
S-18-99	Wallace/Owens	RB	L	15-25
O-13-07	Golden/Brookhart	RB	W	24-20
N-28-08	Golden/Brookhart	LFF	W	27-6
N-13-09	Golden/Brookhart	IS	W	56-17
O-30-10	Golden/Ianello	LFF	W	30-0
S-10-11	Addazio/Ianello	IS	W	14-13
S-11-21	Carey/Arth	IS	W	45-24
S-02-23	Drayton/Moorhead	LFF		

LFF - Lincoln Financial Field
VS - Veterans Stadium
TS - Temple Stadium

RB - Rubber Bowl
IS - InfoCision Stadium

Alabama Crimson Tide



Overall: 0-3-0

Home: 0-1-0

Away: 0-2-0

N-05-86	Arians/Perkins	BDS	L	14-24
S-10-88	Arians/Curry	VS	L	0-37
S-07-91	Berndt/Stallings	LF	L	3-41

VS - Veterans Stadium
LF - Legion Field
BDS - Bryant-Denny Stadium

Arizona State Sun Devils



Overall: 0-1-0

Home: 0-0-0

Away: 0-1-0

S-01-05	Wallace/Koetter	SDS	L	16-63
---------	-----------------	-----	---	-------

SDS - Sun Devil Stadium

Army Black Knights



Overall: 7-6-0

Home: 3-2-0

Away: 4-4-0

O-09-43	Morrison/Blaik	MS	L	0-51
O-31-87	Arians/Young	MS	L	7-17
O-09-93	Dickerson/Sutton	VS	L	21-56
S-24-94	Dickerson/Sutton	MS	W	23-20
S-29-07	Golden/Brock	MS	L	21-37
A-29-08	Golden/Brock	MS	W	35-7
O-17-09	Golden/Ellerson	LFF	W	27-13
O-02-10	Golden/Ellerson	MS	W	42-35
N-19-11	Addazio/Ellerson	LFF	W	42-14
N-17-12	Addazio/Ellerson	MS	W	63-32
O-19-13	Rhule/Ellerson	LFF	W	33-14

S-02-16	Foley/Monken	LFF	L	13-28
O-21-17	Collins/Monken	MS	L	28-31

LFF - Lincoln Financial Field
VS - Veterans Stadium
MS - Michie Stadium

Boston College Eagles



Overall: 7-30-2

Home: 3-11-1

Away: 3-19-1

O-12-36	Warner/Dobie	AS	W	14-0
O-12-37	Warner/Dobie	AS	T	0-0
O-21-38	Warner/Dobie	TS	T	26-26
O-21-39	Swan/Leahy	AS	L	0-19
O-12-40	Morrison/Leahy	AS	L	20-33
N-01-41	Morrison/Myers	AS	L	0-31
N-07-42	Morrison/Myers	AS	L	0-28
O-02-54	Kawal/Holovak	TS	L	9-12
S-18-71	Hardin/Yukica	TS	L	3-17
S-23-72	Hardin/Yukica	AS	L	27-49
S-15-73	Hardin/Yukica	AS	L	0-45
S-28-74	Hardin/Yukica	AS	W	34-7
S-20-75	Hardin/Yukica	TS	L	9-27
D-10-78	Hardin/Chlebek	@N	W	28-24
O-02-82	Hardin/Bicknell	AS	L	7-17
O-01-83	Arians/Bicknell	FF	L	15-18
O-13-84	Arians/Bicknell	AS	L	10-24
S-07-85	Arians/Bicknell	AS	L	25-28
N-08-86	Arians/Bicknell	VS	L	29-38
S-12-87	Arians/Bicknell	AS	L	7-28
N-26-88	Arians/Bicknell	VS	W	45-28
O-14-89	Berndt/Bicknell	AS	L	14-35

N-24-90	Berndt/Bicknell	AS	W	29-10
N-09-91	Berndt/Coughlin	VS	L	13-33
O-31-92	Berndt/Coughlin	AS	L	6-45
S-25-93	Dickerson/Coughlin	AS	L	14-66
O-15-94	Dickerson/Henning	AS	L	28-45
N-04-95	Dickerson/Henning	VS	L	9-10
N-16-96	Dickerson/Henning	AS	L	20-21
S-06-97	Dickerson/O'Brien	VS	W	28-21
S-19-98	Wallace/O'Brien	AS	L	7-31
O-09-99	Wallace/O'Brien	VS	W	24-14
N-04-00	Wallace/O'Brien	AS	L	3-31
O-06-01	Wallace/O'Brien	AS	L	10-33
N-23-02	Wallace/O'Brien	VS	L	14-36
O-11-03	Wallace/O'Brien	LFF	L	13-38
N-20-04	Wallace/O'Brien	LFF	L	17-34
S-29-18	Collins/Addazio	AS	L	35-45
S-18-21	Carey/Hafley	LFF	L	3-28

LFF - Lincoln Financial Field
VS - Veterans Stadium
TS - Temple Stadium
@ - 1978 Mirage Bowl, Tokyo, Japan
AS - Alumni Stadium



NON-CONFERENCE MATCHUPS



Ball State Cardinals



Overall: 2-0-0

Home: 1-0-0

Away: 1-0-0

O-10-09 ... Golden/Parrish LFF W 24-19
O-08-11 ... Addazio/Lambo SS W 42-0

LFF - Lincoln Financial Field SS - Scheumann Stadium

Bowling Green Falcons



Overall: 4-8-0

Home: 4-3-0

Away: 0-5-0

O-03-53 ... Kawal/Whittaker TS W 27-0
N-19-66 ... Makris/Gibson TS L 20-62
S-30-95 ... Dickerson/Blackney VS L 31-37
S-14-96 ... Dickerson/Blackney DPS L 16-20
S-16-00 ... Wallace/Blackney VS W 31-14
S-22-01 ... Walace/Meyer DPS L 23-42
O-02-04 ... Walace/Brandon LFF L 16-70
O-01-05 ... Wallace/ Brandon DPS L 7-70

O-28-06 .. Wallace/ Brandon LFF W 28-14
S-09-22 ... Golden/ Brandon DPS L 48-35
O-16-10 ... Golden/ Clawson LFF W 28-27
O-22-11 ... Addazio/Clawson DPS L 10-13

LFF - Lincoln Financial Field VS - Veterans Stadium
TS - Temple Stadium DPS - Doyt L. Perry Stadium

Brigham Young Cougars



Overall: 0-2-0

Home: 0-1-0

Away: 0-1-0

S-21-85 ... Ariens/Edwards VS L 24-26
S-27-86 ... Ariens/Edwards CS L 17-27

VS - Veterans Stadium CS - Cougar Stadium

Bucknell Bison



Overall: 17-20-8

Home: 12-12-5

Away: 5-8-3

N-19-27 ... Miller/Snavely FF W 19-13
N-29-28 ... Miller/Snavely MS T 8-8
N-02-29 ... Miller/Snavely TS L 0-13
O-10-30 ... Miller/Snavely TS W 7-6
O-16-31 ... Miller/Snavely TS T 0-0
O-14-32 ... Miller/Snavely TS W 12-0
O-28-33 ... Warner/Snavely MS L 7-20
N-29-34 ... Warner/Mylin TS T 0-0
N-28-35 ... Warner/Mylin TS L 6-7
N-26-36 ... Warner/Mylin TS T 0-0
N-13-37 ... Warner/Humphreys MS T 0-0
O-14-38 ... Warner/Humphreys TS W 26-0
O-27-39 ... Swan/Humphreys TS W 16-0
N-02-40 ... Morrison/Humphreys MS W 10-7
O-24-41 ... Morrison/Humphreys TS W 41-14
O-09-42 ... Morrison/Humphreys TS T 7-7
O-22-43 ... Morrison/Sitarsky TS L 6-7
O-27-44 ... Morrison/Ludwig TS T 7-7
O-12-45 ... Morrison/Ludwig TS W 64-0
N-16-46 ... Morrison/Humphreys TS W 27-6
O-25-47 ... Morrison/Lawrence MS W 21-0
O-29-48 ... Morrison/Lawrence TS W 20-0
O-14-49 ... Kawal/Lawrence TS W 20-19
N-11-50 ... Kawal/Lawrence TS L 0-45
N-03-51 ... Kawal/Lawrence MS L 7-28
O-10-52 ... Kawal/Lawrence TS L 12-19

O-17-53 ... Kawal/Lawrence MS W 27-21
O-16-54 ... Kawal/Lawrence TS L 0-27
O-15-55 ... Cody/Lawrence MS L 0-38
O-27-56 ... Stevens/Lawrence TS L 6-12
O-05-57 ... Stevens/Lawrence MS L 6-19
N-08-58 ... Stevens/Odell TS L 6-44
N-14-59 ... Stevens/Odell MS L 6-26
N-12-60 ... Makris/Odell MS L 0-23
S-30-61 ... Makris/Odell TS L 7-8
S-29-62 ... Makris/Odell TS L 14-15
N-02-63 ... Makris/Odell MS L 3-14
O-31-64 ... Makris/Odell TS L 28-31
O-09-65 ... Makris/Huntress MS L 14-40
O-08-66 ... Makris/Huntress TS W 82-28
N-4-67 ... Makris/Huntress MS W 13-8
O-12-68 ... Makris/Huntress TS L 26-29
O-11-69 ... Makris/Prender MS T 7-7
S-19-70 ... Hardin/Prender MS W 10-3
A-31-19 ... Carey/Cecchini LFF W 56-12

LFF - Lincoln Financial Field FF - Franklin Field
MS - Memorial Stadium TS - Temple Stadium

Buffalo Bulls



Overall: 4-14-0

Home: 3-7-0

Away: 1-7-0

N-23-57 ... Stevens/Offenhammer TS L 6-13
N-01-58 ... Stevens/Offenhammer KF L 6-54
S-26-59 ... Stevens/Offenhammer TS L 14-28
O-01-60 ... Makris/Offenhammer TS L 12-21
O-21-61 ... Makris/Offenhammer KF L 3-30
O-20-62 ... Makris/Offenhammer TS L 13-16
O-07-67 ... Makris/Urlich KF L 14-44
N-02-68 ... Makris/Urlich TS L 40-50
N-01-69 ... Makris/Deming KF L 0-33
N-14-70 ... Hardin/Deming TS W 21-8
A-31-06 ... Golden/Gill UBS L (ot) 3-9
S-08-07 ... Golden/Gill LFF L 7-42
S-13-08 ... Golden/Gill UBS L 28-30
S-26-09 ... Golden/Gill LFF W 37-13

O-23-10 ... Golden/Quinn UBS W 42-0
O-15-11 ... Addazio/Quinn LFF W 34-0
S-08-18 ... Collins/Leipold LFF L 29-36
S-21-19 ... Carey/Leipold UBS L 22-38

LFF - Lincoln Financial Field UBS - UB Stadium
TS - Temple Stadium KF - Kunz Field

NON-CONFERENCE MATCHUPS

California Golden Bears



Overall: 1-2-0

Home: 0-1-0

Away: 0-1-0

D-15-79 ... Hardin/Theeder @N W 28-17
 O-22-88 .. Ariens/Snyder CMS L 14-31
 S-18-93 ... Dickerson/Gilbertson VS L 0-58

VS - Veterans Stadium CMS - California Memorial Stadium
 @N - 1979 Garden State Bowl

Central Florida Knights



Overall: 2-8-0

Home: 1-4-0

Away: 1-4-0

N-16-13 ... Rhule/O'Leary LFF L 36-39
 O-25-14 ... Rhule/O'Leary BHNS L 14-34
 O-17-15 ... Rhule/O'Leary LFF W 30-16
 O-15-16 ... Rhule/Frost BHNS W 26-25
 N-18-17 ... Collins/Frost LFF L 19-45
 N-01-18 ... Collins/Heupel SS L 40-52

O-26-19 ... Carey/Heupel LFF L 21-63
 N-14-20 ... Carey/Heupel SS L 13-38
 O-30-21 ... Carey/Malzahn LFF L 7-49
 O-13-22 ... Drayton/Malzahn SS L 13-70
 LFF - Lincoln Financial Field
 SS/BHNS - Spectrum Stadium (formerly Bright House Network)

Central Michigan Chippewas



Overall: 1-2-0

Home: 1-1-0

Away: 0-1-0

N-04-06 ... Golden/Kelly LFF L 26-42
 O-10-08 ... Golden/Jones A L 14-24

O-22-10 ... Golden/Enos LFF W (ot) 13-10
 LFF - Lincoln Financial Field KSS - Kelly/Shorts Stadium

Clemson Tigers



Overall: 0-3-0

Home: 0-0-0

Away: 0-3-0

S-21-91 ... Berndt/Hatfield MS L 7-37
 O-22-05 ... Wallace/Bowden MS L 7-37

O-12-06 ... Golden/Bowden BA L 9-63
 MS - Memorial Stadium BA - Bank of America Stadium

Coastal Carolina Chanticleers



Overall: 0-0-0

Home: 0-0-0

Away: 0-0-0

S-14-24 ... First Meeting LFF
 S-19-26 JB

LFF - Lincoln Financial Field JB - James C. Benton Field

Cincinnati Bearcats



Overall: 13-10-1

Home: 8-4-0

Away: 5-6-1

O-06-73 ... Hardin/Mason TS W 16-15
 O-02-74 ... Hardin/Mason NS L 20-22
 O-04-75 ... Hardin/Mason TS W 21-17
 O-29-77 ... Hardin/Staub NS T 17-17
 O-14-78 ... Hardin/Staub VS W 16-13
 O-20-79 ... Hardin/Staub VS W 35-14
 O-25-80 ... Hardin/Staub NS W 23-7
 O-24-81 ... Hardin/Gottfried NS W 24-13
 O-30-82 ... Hardin/Gottfried VS W 41-7
 O-08-83 ... Ariens/Brown NS L 16-31
 N-03-84 ... Ariens/Currey VS W 42-10
 O-05-85 ... Ariens/Currey NS W 28-16
 S-28-02 ... Wallace/Minter FF L 22-35
 S-20-03 ... Wallace/Minter NS L (3ot) 4-30

N-10-12 ... Addazio/Jones LFF L 10-34
 O-11-13 ... Rhule/Tuberville NS L 20-38
 N-29-14 ... Rhule/Tuberville LFF L 6-14
 S-12-15 ... Rhule/Tuberville NS W 34-26
 O-29-16 ... Rhule/Tuberville LFF W 34-13
 N-10-17 ... Collins/Fickell NS W 35-24
 O-20-18 ... Collins/Fickell LFF W (ot) 24-17
 N-23-19 ... Carey/Fickell NS L 13-15
 O-08-21 ... Carey/Fickell NS L 3-52
 N-19-22 ... Drayton/Fickell LFF L 3-23

FF - Franklin Field TS - Temple Stadium
 LFF - Lincoln Financial Field VS - Veterans Stadium
 NS - Nippert Stadium

Connecticut Huskies



Overall: 14-6-0

Home: 7-3-0

Away: 7-3-0

O-05-63 ... Makris/Ingalls TS W 9-7
 O-24-64 ... Makris/Forzano MS L 7-25
 O-23-65 ... Makris/Forzano MS W 12-11
 O-22-66 ... Makris/Toner TS W 35-25
 O-10-70 ... Hardin/Toner TS W 41-23
 O-09-71 ... Hardin/Casciola MS W 38-0
 N-24-01 ... Wallace/Edsall FF W 56-7
 O-19-02 ... Wallace/Edsall MS W 38-24
 O-23-04 ... Wallace/Edsall RF L 31-45
 S-15-07 ... Golden/Edsall RF L 17-22
 S-06-08 ... Golden/Edsall LFF L (ot) 9-12
 S-18-10 ... Golden/Edsall LFF W 30-16
 O-13-12 ... Addazio/Pasqualoni RF W (ot) 17-14
 N-23-13 ... Rhule/Weist LFF L 21-28

S-27-14 ... Rhule/Diaco RF W 36-10
 N-28-15 ... Rhule/Diaco LFF W 27-3
 N-04-16 ... Rhule/Diaco RF W 21-0
 O-14-17 ... Collins/Edsall LFF L 24-28
 N-24-18 ... Collins/Edsall RF W 57-7
 N-30-19 ... Carey/Edsall LFF W 49-17
 O-05-24 ... Drayton/Edsall RF
 O-10-26 ... Drayton/Edsall LFF
 S-04-27 ... Drayton/Edsall RF
 S-30-28 ... Drayton/Edsall LFF

FF - Franklin Filed RF - Rentschler Field
 LFF - Lincoln Financial Field MS - Memorial Stadium
 TS - Temple Stadium VS - Veterans Stadium

Dayton Flyers



Overall: 2-2-0

Home: 1-1-0

Away: 1-1-0

O-21-67 ... Makris/McVay BF L 6-56
 N-23-68 ... Makris/McVay TS L 17-35
 N-01-75 ... Hardin/Marciniak WS W 23-10

N-13-76 ... Hardin/Marciniak VS W 35-6
 BF - Baujan Field VS - Veterans Stadium
 TS - Temple Stadium WS - Welcome Stadium



NON-CONFERENCE MATCHUPS



Delaware Blue Hens		Overall: 14-22-0	Home: 6-11-0	Away: 8-11-0
	O-18-13..... Schatz/McAvoy FRF..... L..... 0-28	O-31-70.... Hardin/Raymond..... TS..... L..... 13-15		
	O-17-14..... Schatz/McAvoy FRF..... L..... 7-20	O-30-71.... Hardin/Raymond..... DS..... W..... 32-27		
	N-04-50... Kawal/Murray..... TS..... W..... 39-0	O-28-72... Hardin/Raymond..... TS..... L..... 9-28		
	O-20-51... Kawal/Nelson..... TS..... W..... 13-7	O-27-73... Hardin/Raymond..... DS..... W..... 31-8		
	O-09-54 .. Kawal/Nelson..... DS..... L..... 13-51	O-26-74... Hardin/Raymond..... VS..... W..... 31-17		
	N-12-55... Cody/Nelson..... TS..... L..... 0-46	O-25-75... Hardin/Raymond..... DS..... W..... 45-0		
	N-17-56... Stevens/Nelson..... DS..... L..... 7-14	O-02-76... Hardin/Raymond..... FF..... L..... 16-18		
	N-09-57... Stevens/Nelson..... DS..... L..... 7-71	O-01-77.... Hardin/Raymond..... DS..... W..... 6-3		
	O-04-58 .. Stevens/Nelson..... TS..... L..... 7-14	S-30-78.... Hardin/Raymond..... VS..... W..... 38-7		
	N-07-59... Stevens/Nelson..... DS..... L..... 7-14	S-22-79 ... Hardin/Raymond..... DS..... W..... 31-14		
	N-05-60 .. Makris/Nelson..... TS..... L..... 12-26	S-20-80... Hardin/Raymond..... VS..... L..... 7-28		
	N-04-61... Makris/Nelson..... DS..... L..... 0-28	S-19-81.... Hardin/Raymond..... DS..... L..... 7-13		
	N-03-62... Makris/Nelson..... TS..... L..... 8-20	S-18-82 Hardin/Raymond..... FF..... W..... 22-0		
	N-09-63... Makris/Nelson..... DS..... L..... 23-32	O-22-83.. Arians/Raymond..... DS..... W..... 23-16		
	N-07-64... Makris/Nelson..... DS..... W..... 21-0	O-20-84 .. Arians/Raymond..... VS..... L..... 19-34		
O-30-65 .. Makris/Nelson..... TS..... W..... 31-22	N-02-85... Arians/Raymond..... DS..... L..... 10-17			
O-29-66 .. Makris/Raymond..... TS..... L..... 14-20	DS - Delaware Stadium FRF - Frazer Field			
O-28-67 .. Makris/Raymond..... DS..... W..... 26-17	TS - Temple Stadium VS - Veterans Stadium			
O-26-68 .. Makris/Raymond..... TS..... L..... 27-50	FF - Franklin Field			
O-25-69 .. Makris/Raymond..... DS..... L..... 0-33				

Delaware State Hornets		Overall: 1-0-0	Home: 1-0-0	Away: 0-0-0
	S-20-14 Rhule/Blount LFF..... W..... 59-0	LFF - Lincoln Financial Field		

Duke Blue Devils		Overall: 0-2-0	Home: 0-0-0	Away: 0-1-0
	D-27-18 Foley/Cutcliff..... IS..... L..... 27-56	LFF - Lincoln Financial Field WW - Wallace Wade Stadium		
	S-02-22 ... Drayton/Elko WW..... L..... 0-30	IS - Independence Stadium (*Independence Bowl)		
	S-16-28 Drayton/Elko LFF.....			

Eastern Michigan Eagles		Overall: 5-0-0	Home: 2-0-0	Away: 3-0-0
	S-09-93 ... Dickerson/Cooper..... RS..... W..... 31-28	RS - Rynearson Stadium FF - Franklin Field		
	A-31-96 Dickerson/Rasnick..... RS..... W..... 28-24	LFF - Lincoln Financial Field		
	S-23-00 ... Wallace/Woodruff..... FF..... W..... 49-40			
	N-22-08... Golden/Genyk LFF..... W..... 55-52			
	O-03-09 .. Golden/English..... RS..... W..... 24-12			

Florida Gators		Overall: 2-1-0	Home: 1-0-0	Away: 1-1-0
	O-08-37... Warner/Cody..... TS..... W..... 7-6	O-17-87 Arians/Hall FLF..... L..... 3-34		
	D-03-38... Warner/Cody..... FLF..... W..... 20-12	TS - Temple Stadium FLF - Florida Field		

Florida A&M Rattlers		Overall: 1-1-0	Home: 1-1-0	Away: 0-0-0
	S-20-86 ... Arians/Riley VS..... %W..... 38-17	VS - Veterans Stadium LFF - Lincoln Financial Field		
	S-18-04 Wallace/Joe..... LFF..... W..... 38-7	% - Temple later forfeited due to use of ineligible player		

Florida International Panthers		Overall: 1-0-0	Home: 0-0-0	Away: 0-0-0
	D-17-17 Collins/Davis..... @N..... W..... 28-3	@N - 2017 Bad Boy Mowers Gasparilla Bowl		

Florida State Seminoles		Overall: 0-1-0	Home: 0-0-0	Away: 0-1-0
	S-29-84 ... Arians/Fisher..... DCS..... L..... 27-44	DCS - Doak Campbell Stadium		



NON-CONFERENCE MATCHUPS



Fordham Rams



Overall: 0-5-0

Home: 0-4-0

Away: 0-1-0

N-18-50.... Kawal/Danowski TS L 21-26
 N-17-51.... Kawal/Danowski TS L 6-35
 N-15-52.... Kawal/Danowski TS L 6-33
 N-14-53.... Kawal/Danowski PS L 0-28
 S-14-13.... Rhule/Moorhead..... LFF L 29-30

TS - Temple Stadium PS - Polo Grounds
 LFF - Lincoln Financial Field

Georgia Bulldogs



Overall: 0-4-0

Home: 0-1-0

Away: 0-3-0

O-04-46... Morrison/Butts TS L 7-35
 O-31-81.... Hardin/Dooley SS L 3-49
 O-29-83... Arians/Dooley SS L 14-31

N-04-89... Berndt/Goff..... SS L 10-37
 TS - Temple Stadium SS - Sanford Stadium

Georgia Tech Yellow Jackets



Overall: 1-0-0

Home: 1-0-0

Away: 0-0-0

S-28-19 Carey/Collins LFF W 24-2
 S-20-25... Drayton/Key BD.....

LFF - Lincoln Financial Field BD - Bobby Dodd Stadium

Hawaii Rainbow Warriors



Overall: 1-0-0

Home: 0-0-0

Away: 1-0-0

N-03-79... Hardin/Tomey AS..... W 34-31

AS - Aloha Stadium

Houston Cougars



Overall: 1-8-0

Home: 0-4-0

Away: 1-4-0

N-14-87 Arians/Pardee..... VS..... %L 7-37
 S-30-89 ... Berndt/Pardee..... AD L 7-65
 S-07-13.... Rhule/Levine LFF L 13-22
 O-17-14 Rhule/Levine TDECU L 10-31
 D-05-15.... Rhule/Herman TDECU ^L 13-24
 S-30-17.... Collins/Applewhite LFF L 13-20
 N-10-18.... Collins/Applewhite TDECU W 59-49

N-13-21.... Carey/Holgorsen LFF L 8-37
 N-12-22.... Drayton/Holgorsen TDECU L 36-43
 % - Houston later forfeited due to use of ineligible player
 ^ - American Athletic Conference Championship Game
 LFF - Lincoln Financial Field AD - Astrodome
 TDECU - TDECU Stadium VS - Veterans Stadium

Idaho Vandals



Overall: 0-1-0

Home: 0-0-0

Away: 0-1-0

S-28-13 Rhule/Petrino KD..... L 24-26

LFF - Lincoln Financial Field KD - Kibbles Dome Stadium

Indiana Hoosiers



Overall: 0-1-1

Home: 0-0-1

Away: 0-1-0

O-13-34 Warner/McMillin TS T 27-44
 O-18-52.... Kawal/Crimmins MS L 0-33

TS - Temple Stadium MS - Memorial Stadium

Iowa Hawkeyes



Overall: 0-1-0

Home: 0-1-0

Away: 0-0-0

N-21-36.... Warner/Solem..... TS L 0-25

TS - Temple Stadium

Kansas Jayhawks



Overall: 1-0-0

Home: 1-0-0

Away: 0-0-0

S-26-41 Morrison/Henry TS W 31-9

TS - Temple Stadium

Kansas State Wildcats



Overall: 0-3-0

Home: 0-0-0

Away: 0-3-0

S-26-92 ... Berndt/Snyder KS L 14-35
 S-02-95... Dickerson/Snyder KS L 7-34

S-11-99 Wallace/Snyder KS L 0-40
 KS - KSU Stadium

TEMPLE FOOTBALL @temple_fb

NON-CONFERENCE MATCHUPS

Kent State Golden Flashes



Overall: 4-2-0

Home: 3-1-0

Away: 1-1-0

O-07-06 .. Golden/Martin..... LFF..... L17-28
 N-17-07 Golden/Martin..... LFF..... W24-14
 N-12-08.... Golden/Martin..... DS..... L38-41
 N-21-09.... Golden/Martin..... LFF..... W47-13
 N-06-10.... Golden/Martin..... DS..... W28-10

N-25-11.... Addazio/Hazell..... LFF..... W34-16
 LFF - Lincoln Financial Field DS - Dix Stadium

Lafayette Leopards



Overall: 9-4-1

Home: 7-1-1

Away: 2-3-0

N-16-29... Miller/McCracken..... TS..... W13-0
 N-15-30... Miller/ McCracken TS..... W46-0
 N-03-45... Morrison/Wolfson TS..... W20-0
 S-29-56... Stevens/Hokuf..... FS..... L0-20
 O-19-57... Stevens/Hokuf..... TS..... W13-12
 O-18-58... Stevens/McConlogue..... FS..... L0-35
 O-17-59... Stevens/ McConlogue..... TS..... L20-52
 O-15-60... Makris/ McConlogue..... FS..... L7-9
 O-14-61.... Makris/ McConlogue..... TS..... T12-12

O-13-62.... Makris/ McConlogue..... FS..... W21-0
 O-19-63.... Makris/Bunn TS..... W31-0
 O-17-64.... Makris/Bunn FS..... W38-18
 O-16-65 ... Makris/Bunn TS..... W27-12
 S-10-22 ... Drayton/Troxell..... LFF..... W30-14
 LFF - Lincoln Financial Field FS - Fisher Stadium
 TS - Temple Stadium

Louisville Cardinals



Overall: 3-4-0

Home: 1-2-0

Away: 2-2-0

N-01-80... Hardin/Weber CS..... W17-12
 O-09-82 .. Hardin/Weber CS..... W55-14
 N-12-83... Arians/Weber VS..... W21-19
 S-27-03... Wallace/Petrino CS..... L12-21
 S-09-06... Golden/Petrino LFF..... L62-0
 N-03-12.... Addazio/Strong CS..... L17-45

O-05-13.... Rhule/Strong..... LFF..... L7-30
 LFF -Lincoln Financial Field CS - Cardinal Stadium
 VS - Veterans Stadium

Marshall Thundering Herd



Overall: 1-1-0

Home: 1-0-0

Away: 0-1-0

O-05-74 ... Hardin/Lengyel..... TS..... W31-10
 S-25-99 ... Morrison/Pruett MUS..... L0-34

TS - Temple Stadium MUS- Marshall University Stadium

Maryland Terrapins



Overall: 3-7-0

Home: 1-4-0

Away: 2-3-0

S-27-97... Dickerson/Vanderlinden..... FF..... L21-24
 S-26-98 ... Wallace/Vanderlinden BS..... L20-30
 S-02-99... Wallace/Vanderlinden FF..... L0-6
 S-09-00... Wallace/Vanderlinden BS..... L10-17
 S-11-04 ... Wallace/Friedgen BS..... L22-45
 O-08-05 .. Walace/Friedgen LFF..... L7-38
 S-24-11 Addazio/Edsall BS..... W38-7

S-08-12 Addazio/ Edsall LFF..... L27-36
 S-15-18 Collins/Canada..... MS..... W35-14
 S-14-19 Carey/Locksley..... LFF..... W20-17
 LFF - Lincoln Financial Field FF - Franklin Field
 BS - Byrd Stadium MS - Maryland Stadium

Massachusetts Minutemen



Overall: 3-0-0

Home: 2-0-0

Away: 1-0-0

S-19-15 Rhule/Whipple..... GS..... W25-23
 S-15-17.... Collins/Whipple..... LFF..... W29-21
 S-24-22 ... Drayton/Brown LFF..... W28-0
 A-30-25... Drayton/Brown MAS.....
 O-09-27... Drayton/Brown LFF.....

S-29-29 ... Drayton/Brown MAS.....
 LFF - Lincoln Financial Field GS - Gillette Stadium
 MAS - McGuirk Alumni Stadium

Miami Hurricanes



Overall: 1-13-0

Home: 1-6-0

Away: 0-7-0

N-08-30... Miller/Brett..... AC..... W34-0
 N-14-92... Berndt/Erickson MOB..... L0-48
 O-30-93... Dickerson/Erickson MOB..... L7-42
 N-19-94... Dickerson/Erickson VS..... L14-38
 O-28-95... Dickerson/Davis..... MOB..... L12-36
 N-02-96... Dickerson/Davis..... VS..... L26-57
 O-25-97... Dickerson/Davis..... MOB..... L15-47
 N-14-98... Wallace/Davis VS..... L7-42
 D-04-99... Wallace/Davis MOB..... L0-55
 O-21-00 ... Wallace/Davis VS..... L17-45
 N-03-01.... Wallace/Coker MOB..... L0-38

S-14-02 Wallace/Coker FF..... L21-44
 O-18-03.... Wallace/Coker MOB..... L14-52
 O-15-05 ... Wallace/Coker LFF..... L3-34
 S-23-23 ... Drayton/Cristobal LFF.....
 S-15-29 Drayton/Cristobal HRS.....
 LFF - Lincoln Financial Field MOB - Miami Orange Bowl
 VS - Veterans Stadium HRS - Hard Rock Stadium
 AC - Atlantic City Convention Hall



NON-CONFERENCE MATCHUPS



Miami (OH) Redhawks		Overall: 4-2-0	Home: 3-1-0	Away: 1-1-0
	O-29-05 .. Wallace/Montgomery LFF L 14-41	N-09-11..... Golden/Treadwell LFF W 24-21		
	O-20-07... Golden/Montgomery LFF W 24-17	YS - Yager Stadium LFF - Lincoln Financial Field		
	O-04-08 .. Golden/Montgomery YS W 28-10			
	N-05-09 .. Golden/Haywood LFF W 34-32			
	N-16-10..... Golden/Haywood YS L 3-23			

Michigan State Spartans		Overall: 1-7-2	Home: 1-3-1	Away: 0-4-1
	N-02-35... Warner/Bachman TS L 7-12	O-31-42 Morrison/ Bachman TS T 7-7		
	N-07-36 ... Warner/Bachman MS T 7-7	N-15-47 Morrison/Munn TS L 6-18		
	N-06-37 ... Warner/Bachman TS L 6-13	O-29-49 ... Kawal/Munn MS L 14-62		
	N-19-38 Warner/Bachman MS L 0-10	TS - Temple Stadium MS - Macklin Field		
	N-25-39... Swan/Bachman MS L 7-18			
	O-18-40.... Morrison/Bachman TS W 21-19			
	N-15-41..... Morrison/Bachman MS L 0-46			

Middle Tennessee Blue Raiders		Overall: 1-0-0	Home: 0-0-0	Away: 1-0-0
	O-04-03 .. Wallace/McCollum JFS W 44-36	JFS - Johnny Floyd Stadium		

Minnesota Golden Gophers		Overall: 0-1-0	Home: 0-0-0	Away: 0-1-0
	S-16-06 Golden/Mason HHM L 0-62	HHM - Hubert Humphrey Metrodome		

Missouri Tigers		Overall: 1-0-0	Home: 0-0-0	Away: 1-0-0
	N-28-31.... Miller/Henry MF W 38-6	MF - Muehlebach Field		

Norfolk State Spartans		Overall: 0-0-0	Home: 0-0-0	Away: 0-0-0
	S-16-23 Drayton/Scott LFF L 0-0	LFF - Lincoln Financial Field		

North Carolina Tar Heels		Overall: 0-1-0	Home: 0-0-0	Away: 0-0-0
	D-27-19 Carey/Brown @N L 13-55	@N - 2019 Military Bowl		

Northern Illinois Huskies		Overall: 1-3-0	Home: 1-1-0	Away: 0-2-0
	N-28-89... Berndt/Pettibone VS L 17-20	VS - Veterans Stadium HS- Huskie Stadium		
	O-21-06 ... Golden/Novak HS L 21-43	LFF- Lincoln Financial Field		
	O-06-07 .. Golden/Novak LFF W 16-15			
	O-09-10 ... Golden/Kill HS L 17-31			

Notre Dame Fighting Irish		Overall: 0-3-0	Home: 0-1-0	Away: 0-2-0
	A-31-13 Rhule/Kelly NDS %L 6-28	LFF- Lincoln Financial Field NDS- Notre Dame Stadium		
	O-31-15..... Rhule/Kelly LFF L 20-24	% - Notre Dame later forfeited due to use of ineligible player		
	S-02-17 Collins/Kelly NDS L 16-49			

TEMPLE FOOTBALL @temple_fb



NON-CONFERENCE MATCHUPS



Ohio Bobcats



Overall: 1-4-0

Home: 1-1-0

Away: 0-3-0

N-02-07 ... Golden/Solich PS L 7-23
 O-21-08 ... Golden/Solich LFF W 14-10
 N-27-09 ... Golden/Solich PS L 17-35
 N-16-10 ... Golden/Solich LFF L 23-31

N-02-11 ... Addazio/Solich PS L 31-35
 PS - Peden Stadium LFF - Lincoln Financial Field

Oklahoma Sooners



Overall: 1-1-0

Home: 1-0-0

Away: 0-1-0

N-23-40 ... Morrison/Stidham MS L 6-9
 N-21-42 ... Morrison/Luster TS W 14-7
 A-31-24 ... Drayton/Venables MS
 S-13-25 ... Drayton/Venables LFF

S-02-28 ... Drayton/Venables MS
 LFF - Lincoln Financial Field MS - Memorial Stadium
 TS - Temple Stadium

Oregon State Beavers



Overall: 0-1-0

Home: 0-1-0

Away: 0-0-0

S-05-02 ... Wallace/Erickson FF L 3-35

FF - Franklin Field

Penn State Nittany Lions



Overall: 4-4-0-1

Home: 4-14-0

Away: 0-26-1

O-10-31 ... Miller/Higgins TS W 12-0
 N-12-32 ... Miller/Higgins TS W 13-12
 O-26-40 ... Morrison/Higgins TS L 0-18
 O-18-41 ... Morrison/Higgins TS W 14-0
 N-13-43 ... Morrison/Higgins NBF L 0-13
 N-11-44 ... Morrison/Higgins TS L 6-7
 N-10-45 ... Morrison/Higgins NBF L 0-27
 N-09-46 ... Morrison/Higgins NBF L 0-26
 N-08-47 ... Morrison/Higgins TS L 0-7
 N-13-48 ... Morrison/Higgins NBF L 0-47
 N-28-49 ... Kawal/Bedenk TS L 7-28
 O-28-50 ... Kawal/Engle NBF T 7-7
 S-20-52 ... Kawal/Engle NBF L 13-20
 S-06-75 ... Hardin/Paterno FF L 25-26
 O-30-76 ... Hardin/Paterno VS L 30-31
 N-12-77 ... Hardin/Paterno BS L 7-44
 S-01-78 ... Hardin/Paterno VS L 7-10
 N-17-79 ... Hardin/Paterno BS L 7-22
 N-15-80 ... Hardin/Paterno VS L 7-50
 O-03-81 ... Hardin/Paterno BS L 0-30
 S-04-82 ... Hardin/Paterno BS L 14-31
 S-24-83 ... Ariens/Paterno VS L 18-23
 S-14-85 ... Ariens/Paterno BS L 25-27
 S-06-86 ... Ariens/Paterno BS L 15-45
 O-03-87 ... Ariens/Paterno BS L 13-27
 O-01-88 ... Ariens/Paterno VS L 9-45

S-16-89 ... Berndt/Paterno BS L 3-42
 O-06-90 ... Berndt/Paterno BS L 10-48
 O-05-91 ... Berndt/Paterno VS L 7-24
 S-12-92 ... Berndt/Paterno BS L 8-49
 O-01-94 ... Dickerson/Paterno FF L 21-48
 S-16-95 ... Dickerson/Paterno BS L 14-66
 S-21-96 ... Dickerson/Paterno GS L 0-41
 S-13-97 ... Dickerson/Paterno BS L 10-52
 A-30-03 ... Wallace/Paterno BS L 10-23
 N-11-06 ... Golden/Paterno BS L 0-47
 N-10-07 ... Golden/Paterno LFF L 0-31
 S-20-08 ... Golden/Paterno BS L 3-45
 S-19-09 ... Golden/Paterno BS L 6-31
 S-25-10 ... Golden/Paterno BS L 13-22
 S-17-11 ... Addazio/Paterno LFF L 10-14
 S-22-12 ... Addazio/O'Brien BS L 13-24
 N-15-14 ... Rhule/Franklin BS L 13-30
 S-05-15 ... Rhule/Franklin LFF W 27-10
 S-17-16 ... Rhule/Franklin BS L 27-34
 S-12-26 ... Drayton/Franklin BS
 S-18-27 ... Drayton/Franklin LFF

LFF - Lincoln Financial Field
 VS - Veterans Stadium
 TS - Temple Stadium

BS - Beaver Stadium
 NBF - New Beaver Field
 GS - Giants Stadium



NON-CONFERENCE MATCHUPS



Pitt Panthers



Overall: 7-28-1

Home: 3-14-0

Away: 4-14-1

O-01-38... Warner/Sutherland..... TS..... L..... 6-28
N-04-39... Swan/Bowser..... TS..... L..... 7-13
O-27-45... Morrison/Shaugnessy..... PS..... W..... 6-0
O-12-46... Morrison/Fesler..... PS..... T..... 0-0
N-09-74... Hardin/Majors..... PS..... L..... 24-35
O-11-75... Hardin/Majors..... VS..... L..... 6-55
S-25-76... Hardin/Majors..... PS..... L..... 7-21
S-24-77... Hardin/Sherrill..... VS..... L..... 0-76
S-23-78... Hardin/Sherrill..... PS..... L..... 12-20
S-29-79... Hardin/Sherrill..... VS..... L..... 9-10
S-27-80... Hardin/Sherrill..... PS..... L..... 2-36
N-21-81... Hardin/Sherrill..... VS..... L..... 0-35
O-16-82... Hardin/Fazio..... PS..... L..... 7-38
S-10-83... Arians/Fazio..... PS..... L..... 0-35
S-22-84... Arians/Fazio..... VS..... W..... 13-12
N-09-85... Arians/Fazio..... VS..... L..... 17-21
O-04-86... Arians/Gottfried..... PS..... %W..... 19-13
S-19-87... Arians/Gottfried..... PS..... W..... 24-21
O-15-88... Arians/Gottfried..... PS..... L..... 7-42
O-07-89... Berndt/Gottfried..... VS..... L..... 3-27
N-10-90... Berndt/Hackett..... PS..... W..... 28-18

N-14-91... Berndt/Hackett..... PS..... L..... 7-26
O-17-92... Berndt/Hackett..... VS..... L..... 20-27
N-20-93... Dickerson/Majors..... VS..... L..... 18-28
O-29-94... Dickerson/Majors..... PS..... L..... 19-45
O-14-95... Dickerson/Majors..... VS..... W..... 29-27
O-05-96... Dickerson/Majors..... PS..... L..... 52-53
O-04-97... Dickerson/Harris..... VS..... W..... 17-13
N-07-98... Wallace/Harris..... PS..... L..... 0-35
O-02-99... Wallace/Harris..... PS..... L..... 24-55
N-18-00... Wallace/Harris..... VS..... L..... 0-7
O-27-01... Wallace/Harris..... VS..... L..... 7-33
N-09-02... Wallace/Harris..... HF..... L..... 22-29
N-22-03... Wallace/Harris..... LFF..... L..... 16-30
O-09-04... Wallace/Harris..... LFF..... L..... 22-27
O-27-12... Addazio/Chryst..... HF..... L..... 17-47

FF - Franklin Field PS - Pitt Stadium
 TS - Temple Stadium HF - Heinz Field
 LFF - Lincoln Financial Field
 % - Temple later forfeited due to use of ineligible player

Rhode Island Rams



Overall: 11-0-0

Home: 7-0-0

Away: 4-0-0

O-21-49... Kawal/..... TS..... W..... 47-6
N-06-65... Makris/Zilly..... TS..... W..... 28-0
N-05-66... Makris/Zilly..... MF..... W..... 21-19
S-21-68... Makris/Zilly..... TS..... W..... 28-0
S-20-69... Makris/Zilly..... MF..... W..... 47-3
N-07-70... Hardin/Gregory..... TS..... W..... 18-15
N-06-71... Hardin/Gregory..... MF..... W..... 40-13
N-11-72... Hardin/Gregory..... TS..... W..... 22-0

N-10-73... Hardin/Gregory..... TS..... W..... 43-0
S-14-74... Hardin/Gregory..... MF..... W..... 38-7
N-08-75... Hardin/Gregory..... TS..... W..... 45-6
S-05-26... Drayton/Fleming..... LFF.....

LFF - Lincoln Financial Field MF - Meade Field
 TS - Temple Stadium

Richmond Spiders



Overall: 1-0-0

Home: 1-0-0

Away: 0-0-0

A-29-02... Wallace/Reid..... FF..... W..... 34-7
--

FF - Franklin Field

Rutgers Scarlet Knights



Overall: 15-23-0

Home: 9-8-0

Away: 6-15-0

O-09-48... Morrison/Harman..... RS..... L..... 20-34
O-01-49... Kawal/Harman..... TS..... W..... 14-7
O-14-50... Kawal/Harman..... RS..... L..... 20-26
O-06-51... Kawal/Harman..... TS..... W..... 14-7
N-01-52... Kawal/Harman..... RS..... L..... 28-40
O-30-54... Kawal/Harman..... RS..... L..... 0-25
N-05-77... Hardin/Burns..... TS..... W..... 24-14
N-11-78... Hardin/Burns..... RS..... L..... 10-13
O-06-79... Hardin/Burns..... RS..... W..... 41-20
S-13-80... Hardin/Burns..... FF..... L..... 3-21
O-17-81... Hardin/Burns..... RS..... W..... 24-12
S-25-82... Hardin/Burns..... VS..... L..... 7-10
N-19-83... Arians/Burns..... RS..... W..... 24-23
S-15-84... Arians/Anderson..... RS..... L..... 9-10
O-12-85... Arians/Anderson..... VS..... W..... 14-13
N-22-86... Arians/Anderson..... RS..... %W..... 29-22
N-21-87... Arians/Anderson..... VS..... L..... 14-17
O-29-88... Arians/Anderson..... RS..... W..... 35-30
N-18-89... Berndt/Anderson..... VS..... W..... 36-33
N-17-90... Berndt/Graber..... VS..... W..... 29-22
N-16-91... Berndt/Graber..... RS..... L..... 0-41
N-21-92... Berndt/Graber..... VS..... L..... 10-35
O-02-93... Dickerson/Graber..... GS..... L..... 0-62
N-05-94... Dickerson/Graber..... RS..... L..... 21-38

N-18-95... Dickerson/Graber..... VS..... L..... 20-23
O-26-96... Dickerson/Shea..... RS..... L..... 17-28
N-01-97... Dickerson/Shea..... VS..... W..... 49-7
O-31-98... Wallace/Shea..... RS..... L..... 10-21
O-30-99... Wallace/Shea..... VS..... W..... 56-28
O-14-00... Wallace/Shea..... RS..... W..... 48-14
O-13-01... Wallace/Schiano..... VS..... W..... 30-5
N-16-02... Wallace/Schiano..... RS..... W..... 20-17
O-25-03... Wallace/Schiano..... LFF..... L..... 14-30
O-16-04... Wallace/Schiano..... RS..... L..... 6-16
O-20-12... Addazio/Flood..... LFF..... L..... 10-35
N-02-13... Rhule/Flood..... RS..... L..... 20-23
S-04-21... Carey/Schiano..... RS..... L..... 14-61
S-17-22... Drayton/Schiano..... LFF..... L..... 14-16
S-09-23... Drayton/Schiano..... RS.....

FF - Franklin Field ^RS - Rutgers Stadium
 TS - Temple Stadium GS - Giants Stadium
 LFF - Lincoln Financial Field
 ^Renamed HighPoint.com Stadium in 2011 and then SHI Stadium as of 2019
 % - Temple later forfeited due to use of ineligible player

f TEMPLE FOOTBALL @temple_fb



NON-CONFERENCE MATCHUPS



Southern Illinois Salukis



Overall: 1-1-0

Home: 1-1-0

Away: 0-0-0

0-12-74..... Hardin/Weaver TS..... W 59-16
S-10-77..... Hardin/Dempsey..... FF..... L..... 20-24

TS - Temple Stadium FF - Franklin Field

South Carolina Gamecocks



Overall: 1-1-0

Home: 1-0-0

Away: 0-1-0

S-29-33 ... Warner/Laval TS..... W 26-6
S-21-02 ... Wallace/Holtz..... WBS..... L..... 21-42

TS - Temple Stadium WBS- Williams-Brice Stadium

Syracuse Orange



Overall: 10-26-1

Home: 3-14-0

Away: 4-14-1

O-01-38... Warner/Sutherland TS..... L 6-28
O-01-38... Warner/Sutherland TS..... L 6-28
N-04-39... Swan/Bowser TS..... L 7-13
O-27-45... Morrison/Shaugnessy PS..... W 6-0
O-12-46... Morrison/Fesler PS..... T 0-0
N-09-74... Hardin/Majors PS..... L 24-35
O-11-75... Hardin/Majors VS..... L 6-55
S-25-76 ... Hardin/Majors PS..... L 7-21
S-24-77 ... Hardin/Sherrill..... VS..... L 0-76
S-23-78 ... Hardin/Sherrill..... PS..... L 12-20
S-29-79 ... Hardin/Sherrill..... VS..... L 9-10
S-27-80 ... Hardin/Sherrill..... PS..... L 2-36
N-21-81... Hardin/Sherrill..... VS..... L 0-35
O-16-82... Hardin/Fazio PS..... L 7-38
S-10-83 ... Arians/Fazio PS..... L 0-35
S-22-84 ... Arians/Fazio VS..... W 13-12
N-09-85... Arians/Fazio VS..... L 17-21
O-04-86 .. Arians/Gottfried..... PS..... %W..... 19-13
S-19-87... Arians/Gottfried..... PS..... W 24-21
O-15-88... Arians/Gottfried..... PS..... L 7-42
O-07-89... Berndt/Gottfried..... VS..... L 3-27

N-10-90... Berndt/Hackett PS..... W..... 28-18
N-14-91... Berndt/Hackett PS..... L 7-26
O-17-92... Berndt/Hackett VS..... L 20-27
N-20-93... Dickerson/Majors VS..... L 18-28
O-29-94... Dickerson/Majors PS..... L 19-45
O-14-95... Dickerson/Majors VS..... W 29-27
O-05-96 .. Dickerson/Majors PS..... L 52-53
O-04-97.. Dickerson/Harris VS..... W 17-13
N-07-98... Wallace/Harris PS..... L 0-35
O-02-99 .. Wallace/Harris PS..... L 24-55
N-18-00... Wallace/Harris VS..... L 0-7
O-27-01... Wallace/Harris VS..... L 7-33
N-09-02 .. Wallace/Harris HF..... L 22-29
N-22-03... Wallace/Harris LFF L 16-30
O-09-04 .. Wallace/Harris LFF L 22-27
O-27-12... Addazio/Chryst..... HF..... L 17-47

FF - Franklin Field PS - Pitt Stadium
TS - Temple Stadium HF - Heinz Field
LFF - Lincoln Financial Field
% - Temple later forfeited due to use of ineligible player

Tennessee Volunteers



Overall: 0-2-0

Home: 0-0-0

Away: 0-2-0

N-18-44... Morrison/Barnhill SWF L 14-27
N-03-90... Berndt/Majors NS..... L 34-7

SWF - Shields-Watkins Field NS - Neyland Stadium

Texas Longhorns



Overall: 0-1-0

Home: 0-1-0

Away: 0-0-0

S-24-49 ... Kawal/Cherry TS..... L 0-54

TS - Temple Stadium

Texas A&M Aggies



Overall: 2-0-0

Home: 1-0-0

Away: 1-0-0

O-06-34... Warner/Norton..... TS..... W 40-6
O-05-35 .. Warner/Norton..... KF W 14-0

TS - Temple Stadium KF - Kyle Field

Texas Christian Horned Frogs



Overall: 1-1-0

Home: 1-1-0

Away: 0-0-0

O-07-38... Warner/Meyer TS..... L 6-28
O-14-39... Swan/Meyer TS..... W 13-11

TS - Temple Stadium



NON-CONFERENCE MATCHUPS



Wagner Seahawks



Overall: 1-0-0

Home: 1-0-0

Away: 0-0-0

S-05-21 ... Carey/Masella LFF W 41-7

LFF -Lincoln Financial Field

Wake Forest Demon Deacons



Overall: 1-1-0

Home: 1-0-0

Away: 0-0-0

O-31-30 ... Miller/Miller TS W 36-0
D-27-16 ... Foley/Clawson @N L 26-34

TS - Temple Stadium @N - Military Bowl

Washington State Cougars



Overall: 0-2-0

Home: 0-1-0

Away: 0-1-0

O-03-92 .. Berndt/Price MS L 10-51
S-07-05 ... Dickerson/Price FF L 34-38

FF - Franklin Field MS - Martin Stadium

West Virginia Mountaineers



Overall: 12-24-0

Home: 9-9-0

Away: 3-15-0

O-07-32 ... Miller/Neale TS W 14-13
O-21-33 ... Warner/Neale TS W 13-7
O-19-34 ... Warner/Tallman TS W 28-13
O-26-35 ... Warner/Tallman MF W 19-6
N-04-44 ... Morrision/Rogers MF L 0-6
O-19-45 ... Morrision/Rogers TS W 28-12
O-18-46 ... Morrision/Kern TS W 6-0
N-22-47 ... Morrision/Kern MF L 21-0
O-02-48 .. Morrision/DeGroot HSS L 27-7
O-23-71 ... Hardin/Bowden MF L 33-43
O-14-72 ... Hardin/Bowden FF W 39-36
N-16-74 ... Hardin/Bowden MF W 35-21
S-13-75 ... Hardin/Bowden MF L 7-50
O-09-76 ... Hardin/Cignetti VS L 0-42
O-08-77 ... Hardin/Cignetti MF L 16-38
O-21-78 ... Hardin/Cignetti VS W 28-27
S-08-79 ... Hardin/Cignetti MF W 38-16
N-08-80 ... Hardin/Cignetti VS L 28-41
N-07-81 ... Hardin/Nehlen MF L 19-24
N-06-82 ... Hardin/Nehlen VS L 17-20

N-05-83 ... Arians/Nehlen MF L 9-27
O-27-84 ... Arians/Nehlen VS W 19-17
N-16-85 ... Arians/Nehlen MF L 10-23
O-12-91 ... Berndt/Nehlen MF L 9-10
N-13-93 ... Dickerson/Nehlen VS L 7-49
N-12-94 ... Dickerson/Nehlen VS L 17-55
S-09-95 ... Dickerson/Nehlen MF L 13-24
O-19-96 ... Dickerson/Nehlen VS L 10-30
N-15-97 ... Dickerson/Nehlen MF L 21-41
O-10-98 ... Wallace/Nehlen VS L 7-37
O-23-99 ... Wallace/Nehlen MF L 17-20
S-28-00 ... Wallace/Nehlen FF L 29-24
N-17-01 ... Wallace/Rodriguez MF W 17-14
N-02-02 .. Wallace/Rodriguez VS L 20-46
N-15-03 ... Wallace/Rodriguez MF L 28-45
N-06-04 ... Wallace/Rodriguez MF L 21-42

HSS - Hershey Sports Stadium MF - Mountaineer Field
TS - Temple Stadium FF - Franklin Field
VS - Veterans Stadium

Wisconsin Badgers



Overall: 1-1-0

Home: 0-0-0

Away: 1-1-0

S-22-90 ... Berndt/Alvarez CRS W 24-18
S-10-05 ... Wallace/Alvarez CRS L 0-65

CRS - Camp Randall Stadium

Wyoming Cowboys



Overall: 1-1-0

Home: 0-0-0

Away: 0-1-0

S-01-90 ... Berndt/Roach WMS L 23-38
D-17-11 ... Wallace/Christensen @N W 37-15

@N - New Mexico Bowl WMS - War Memorial Stadium