


THE STORY CONTINUES

GAMECOCK FOOTBALL



2023 MEDIA GUIDE



SOUTH CAROLINA GAMECOCKS

JADEVEON CLOWNEY 7
GEORGE ROGERS 38
STERLING SHARPE 2
STEVE WADIAK 37
MIKE JOHNSON 56




WELCOME HOME



1 WELCOME HOME

The South Carolina Gamecocks are set for their 130th season of intercollegiate football in 2023. An overview of the 2023 football season, including the schedule, outlook, roster, squad breakdown and other notes of interest, is provided. For the latest up-to-date information, visit the team's official website: www.gamecocksonline.com



41 COACHING STAFF

Shane Beamer begins his third season guiding the Gamecocks in 2023. Coach Beamer has posted 15 wins over his first two seasons, matching the best two-year start for a Carolina head coach. Seven of his 10 on-field assistant coaches return for the 2023 campaign, with Dowell Loggains, Travian Robertson and Lonnie Teasley the newcomers.



65 THE GAMECOCKS

South Carolina returns 37 letter-winners, including 10 starters from the 2022 squad. In addition, eight scholarship transfer players join the squad. The offense returns All-SEC wide receiver Antwane Wells Jr., while Nick Emmanwori was a Freshman All-American at safety. Punter Kai Kroeger is a pre-season first-team All-America candidate.



107 2022 IN REVIEW

The Gamecocks defeated three top-15 teams, including No. 5 Tennessee and No. 7 Clemson in consecutive weeks to wrap up the 2022 regular season, to cap an 8-5 campaign. Carolina finished the season ranked 23rd in both the final AP and Coaches' polls, finishing the season among the top-25 for the first time since 2013.



139 RECORDS

Spencer Rattler, Antwane Wells Jr, Mitch Jeter and Kai Kroeger etched their names in the South Carolina single-game and single-season record books with standout performances during the 2022 campaign.



159 HISTORY

The Gamecocks have a long and storied history, led by 1980 Heisman Trophy winner George Rogers. Carolina had five players selected in the 2023 NFL Draft, the fifth-straight year in which at least three Gamecocks were taken in the draft. Punter Kai Kroeger was a first-team All-American, according to ESPN.com and The Athletic.



211 BOWL GAMES

South Carolina has celebrated a victory in six of its last nine bowl games, defeating Nebraska (2012 Capital One Bowl), Michigan (2013 and 2018 Outback Bowl), Wisconsin (2014 Capital One Bowl), Miami (Fla.) (2014 Independence Bowl) and North Carolina (2021 Duke's Mayo Bowl) during that stretch.



239 INFORMATION

As the flagship institution in the Palmetto State, the University of South Carolina is a proud member of the Southeastern Conference. Located in Columbia, the capital city, the Gamecocks are known for their loyal fanbase. The 2021 and 2022 "Super 11" athletics communication staff, led by Associate AD Steve Fink, is ready and willing to assist in the coverage of Gamecock Athletics.

WELCOME HOME

Table of Contents.....2-3
 Williams-Brice Stadium4-7
 This is Carolina Football8-10
 Gameday Traditions.....11
 Next Level Gamecocks12
 Outstanding Coaches.....13
 Building A Champion.....14
 Top-Notch Care15
 Long Family Ops Center.....16-17
 Spurrier Indoor Facility18
 Outdoor Practice Fields19
 Dodie Academic Center.....20
 Academic Success21
 Name, Image, Likeness.....22
 Gamecocks in the Community.....23
 Columbia, S.C.....24
 The University.....25
 Athletics Success.....26
 Quick Facts.....27
 2023 Schedule27
 2022 Results27
 Future Schedules27
 2023 Team Hotels27
 Alphabetical Roster.....28
 Numerical Roster.....29
 Position Roster.....30
 2023 Newcomers.....31
 2023 Season Preview.....32-35
 2023 Roster Breakdown36
 2023 Notebook.....37-40
 2022 Final Polls.....37
 Career Starts Chart38
 Pronunciation Guide.....38
 2023 Spring Award Winners.....39

COACHING STAFF

Head Coach Shane Beamer.....42-45
 Coaches' Families46
 Assistant Coach Capsules.....47
 Torian Gray48
 Montario Hardesty49
 Pete Lembo.....50
 Dowell Loggains.....51
 Sterling Lucas52
 Travian Robertson53
 Justin Stepp.....54
 Lonnie Teasley55
 Clayton White56
 Jody Wright.....57
 Strength & Conditioning.....58
 Athletic Trainers59
 Football Staff.....60-61
 Football Analysts62-63
 Graduate Assistants63
 Football Support Staff.....64

THE GAMECOCKS

Adams-Markee Anderson.....66
 Argent-Banks.....67
 Barrett-Blake.....68
 Blanton-A. Brown.....69
 M. Brown-Brubaker.....70
 Bryant-Colasurdo.....71
 Collier-Dawkins.....72
 Dial-Doty.....73

Dunn74
 Elksnis-Floyd.....75
 Ford-Franke.....76
 Fugar-Gauthier.....77
 Geer-Gibbs78
 Gibson-Harbor79
 Harris-Waynick-Hemingway.....80
 Henderson-Hixon81
 Horton-Hughes.....82
 Huntley-Jeter.....83
 Johnson-Jones84
 Joyce-Joyner.....85
 Kaba86
 Kilgore-Kroeger.....87
 Lee.....88
 Legette-Lester.....89
 Lewis-Mains.....90
 Mangrum-Martin-Scott.....91
 McCracken-McDowell.....92
 McLeod-Moore.....93
 Morgan-Nelson Jr.....94
 Nichols-Rasmussen95
 Rattler.....96
 Rice-Rogers.....97
 Rollins-Sanders.....98
 Sandlin-Shivers.....99
 Short-Smith.....100
 Spaulding-Strachan101
 Swain-Thomas Jr.....102
 Twitty-Vozeh.....103
 Walters-Wells Jr.....104
 Westmoreland-Whyce.....105
 D. Williams-Willis106

2022 IN REVIEW

SEC Standings.....108
 All-SEC Teams108
 Season Highlights.....109
 Team Stat Rankings.....110
 Post-Season Award Winners110
 Team/Opponent Statistics111
 Game-by-Game Starters.....111
 Game Captains.....111
 Team Statistics.....112-113
 Defensive Statistics114-115
 Offensive Individual Stats.....116
 Scoring Drives.....117
 Explosive Plays.....118
 Drive Chart Summary.....118
 Game Highs119
 Last Time It Happened130
 SEC Team Statistics.....121-123
 SEC Individual Statistics.....124-125
 Game 1: Georgia State126
 Game 2: Arkansas127
 Game 3: Georgia128
 Game 4: Charlotte129
 Game 5: South Carolina State.....130
 Game 6: Kentucky131
 Game 7: Texas A&M.....132
 Game 8: Missouri.....133
 Game 9: Vanderbilt.....134
 Game 10: Florida.....135
 Game 11: Tennessee.....136
 Game 12: Clemson137
 Game 13: Notre Dame.....138

RECORDS

Team Records.....140
 Single Game Scoring.....141
 Attendance Records.....141
 Milestone Wins.....141
 Records by Decade.....141
 Season Openers.....141
 Team Year-by-Year Marks142
 Team Single-Season Highs.....143
 Team Single-Game Highs144
 Passing Records145
 300-Yard Passing Games146
 Longest Passing Plays.....147
 Passing Leaders by Year147
 Rushing Records148
 1,000-Yard Career Rushers.....148
 Longest Runs from Scrimmage.....149
 Multiple 100-yard Rushers.....149
 Rushing Leaders by Year149
 100-Yard Rushing Games150
 Receiving Records.....151
 100-yard Receiving Games.....152
 Receiving Leaders by Year.....152
 Scoring Records153
 Freshman Records.....153
 Opponent Records153
 Total Offense Records.....154
 All-Purpose Yards Records.....154
 Participation Records.....154
 100-yard Rusher/Receiver.....154
 Placekicking Records.....155
 Punting Records.....155
 70-yard Punts.....155
 Return Records.....156
 Kick Return Leaders by Year.....156
 Punt Return Leaders by Year.....156
 Longest Kickoff/Punt Returns.....157
 Tackle Leaders by Year157
 Interception Leaders by Year.....157
 Defense Records.....158
 Sack Leaders by Year.....158

HISTORY

Year-by-Year Records.....160
 Head Coaching Records.....161
 Assistant Coaches.....161
 Year-by-Year Results162-180
 Year-by-Year Starters.....181-183
 Series History.....183-186
 Greatest Comebacks187
 Heisman Trophy188
 Retired Numbers189
 Retired Jerseys.....190
 First-Team All-Americans191
 National Coach of the Year.....191
 National Award Winners192
 SEC Award Winner.....193
 Academic All-SEC.....194
 Pre-SEC Award Winners.....195
 NFL Draft.....196
 NFL First-Round Picks.....197
 NFL Pipeline.....198-199
 Gamecocks in the NFL.....200
 Super Bowl Gamecocks.....200
 All-Time Letterwinners.....201-205
 Carolina Hall of Fame206-209
 Hall of Fame Class of 2022.....210

BOWL GAMES

Bowl Scoreboard.....212
 Bowl MVPs.....212
 Bowl Records.....213
 2022 TaxSlayer Gator Bowl ..214-215
 2021 Duke's Mayo Bowl216
 2018 Belk Bowl217
 2018 Outback Bowl.....218
 2016 Birmingham Bowl.....219
 2014 Independence Bowl.....220
 2014 Capital One Bowl.....221
 2013 Outback Bowl.....222
 2012 Capital One Bowl.....223
 2010 Chick-fil-A Bowl224
 2010 Papajohns.com Bowl225
 2009 Outback Bowl.....226
 2006 Liberty Bowl.....227
 2005 Independence Bowl228
 2002 Outback Bowl.....229
 2001 Outback Bowl.....230
 1995 Carquest Bowl.....231
 1988 Liberty Bowl.....232
 1987 Gator Bowl.....233
 1984 Gator Bowl.....234
 1980 Gator Bowl.....235
 1979 Hall of Fame Bowl.....236
 1975 Tangerine Bowl.....236
 1969 Peach Bowl.....237
 1946 Gator Bowl.....237
 2023-24 Bowl Schedule.....238

INFORMATION

Board of Trustees.....240
 President Michael Amiridis241
 Athletics Director Ray Tanner.....242
 Athletics Administration.....243-244
 Athletics Communications.....245
 Media Policies.....246-247
 Gamecock Radio Network.....248
 Southeastern Conference.....249
 SEC Football Contacts250
 2023 SEC Weekly Schedule.....251
 2023 Opponents.....252-255
 2023 Composite Schedule.....256

CREDITS: The 2023 University of South Carolina Football Media Guide was published by the South Carolina Athletics Communications and Public Relations Department. The media guide was written, designed and edited by Steve Fink, Associate Athletics Director/Communications and Public Relations, with assistance provided by Kent Reichert and David Fox. The covers were designed by Jacob Reeves and Zach Frehse. Photography provided by Juan Blas, Tim Cowie, Jenny Dilworth, Zach Frehse, Jayson Jeffers, James Quantz, Jacob Reeves, Allen Sharpe, Kim Truett and Wes Wilson.

Information is as of July 1, 2023.

The University of South Carolina does not discriminate in educational or employment opportunities on the basis of race, sex, gender, age, color, religion, national origin, disability, sexual orientation, genetics, veteran status, pregnancy, childbirth or related medical conditions.







Under a Carolina sky I stand.

*Under the palmettos and
beneath the crescent moon.*

*I am a structure forged
from concrete and time.*

*As strong as our pride,
as enduring as our passion,
tradition originates from my core.*

History echoes through my walls.

*For eight decades, I've given rise to legends
and today, I await the next one.*

*I am not a desert, but a Sandstorm
builds within me.*

*I am a sea of garnet and black with a
sound that doesn't just pierce the air,
it penetrates your soul.*

*I am the place where every odyssey
starts with 2001.*

*Where your wakeup call
is our battle cry.*

*Trespassers beware,
to enter is to sacrifice.*

It is Saturday in South Carolina.

WELCOME TO WILLIAMS-BRICE.



Built during the Great Depression with help from federal Works Progress Administration (WPA) funds, the stadium was completed in 1934 and was known as Carolina Municipal Stadium. The original seating was 17,600 and included seating along the sidelines only.

During the 1940s and 1950s, endzone seating was added which turned the stadium into a bowl and increased capacity to over 40,000.

Martha Williams-Brice's husband, Thomas H. Brice, was a Gamecock football letterman from 1922-24, and her family operated the Williams Furniture Company in Sumter. She left a substantial inheritance from the furniture fortune to her nephews, Thomas W. and Philip L. Edwards, much of which they passed on to the University of South Carolina. That included a bequest from her estate for stadium renovations in the early 1970s which included the addition of over 14,000 seats, an Astroturf playing surface and a west upper deck. This brought the seat count up to 54,000. The name was officially changed from Carolina Stadium to Williams-Brice Stadium in dedication ceremonies during the Sept. 9, 1972 opener with Virginia.

The east upper deck was added in 1982 and capacity grew to 72,400.

In the 1990s, the Kay and Eddie Floyd Building was added behind the north endzone and suites, clubs and a new press box were added on the west side. This was quickly followed by a south upper deck which increased total seat count to over 80,000.

Added in 2012 was a \$6.5 million state-of-the-art videoboard that sits above the north stands. It measures 36' x 124'.

In 2015, the \$14.5 million Springs Brooks Plaza transformed the circumference of Williams-Brice Stadium into an aesthetically-pleasing footprint.

Williams-Brice Stadium Facts

- First game as Carolina Stadium: Oct. 6, 1934 (USC 22, VMI 6)
- Dedicated as Williams-Brice Stadium: Sept. 9, 1972 (UVA 24, USC 16)
- Capacity: 77,559
- Stadium Record: 312-203-14 (.603)
- When the Gamecocks take the field on gameday, Williams-Brice Stadium is packed with approximately 80,000 screaming Gamecock fans, making it more populated than all but four cities in the state of South Carolina.
- Williams-Brice Stadium is recognized as one of the finest facilities in all of college football. Carolina annually ranks among the nation's leaders in attendance, and Gamecock fans are regarded as some of the most loyal in the country.
- South Carolina established a school record for football season tickets sold in 2005, selling 62,604 season tickets, surpassing the previous mark of 62,103 set in 2002. The numbers do not include student tickets and tickets contractually obligated to visiting teams.
- South Carolina ranked 16th in the nation in home attendance in 2022, averaging 75,785 fans for seven games with six sellouts.

HOME OF THE GAMECOCKS





*Home of the Toughest, Hardest Working,
Most Competitive & Closest Team in the Nation*



LOVE
GRATITUDE
POSITIVE ENERGY
TRUST
TOUGHNESS
ACCOUNTABILITY
COMPETE







With over 75,000 LOYAL fans, Williams-Brice Stadium is one of the LOUDEST and most INTIMIDATING venues in the country.

USC ATTENDANCE 2022-23

Sport	Average Attend.	NCAA Rank
Women's Basketball	12,942	1st
Men's Soccer	2,839	1st
Women's Soccer	2,717	2nd
Baseball	7,113	5th
Softball	1,688	11th
Football	75,785	16th
Men's Basketball	10,470	36th



Nickname: The Fighting Gamecocks

The University of South Carolina is the only major college athletic program in the country that uses "Fighting Gamecocks" as its official nickname and mascot. The University's athletic teams have been known as Gamecocks since the early 1900s.

At the turn of the 20th century, after struggling for more than decade under numerous nicknames, the school's football team was the impetus of the new moniker. In 1903, Columbia's morning newspaper, *The State*, shortened the name to one word and Carolina teams have been Gamecocks ever since.

Those early teams must have been a feisty and spirited group. A gamecock is a fighting rooster known for its spirit and courage. A cock fight, which was a popular sport throughout the United States in the 19th century, would last until the death of one of the combatants. Cock fighting has been outlawed by most states for humanitarian reasons, but it is still held surreptitiously in many areas.

The South Carolina Mascot

The State of South Carolina has long been closely connected with the breeding and training of fighting gamecocks. General Thomas Sumter, famed guerrilla fighter of the Revolutionary War, was known as "The Fighting Gamecock."

Beginning in 1971, John Nelson, an undergraduate biology student, began attending games in a Gamecock costume. He was known as "The Rooster". This evolved to Big Spur, who appeared during the 1970s and was a bit intimidating.

At the 1980 Homecoming game, the current version of Cocky, by Robert Lane, made his debut as Big Spur's son. Cocky became the University of South Carolina's official mascot after this appearance and has maintained this role ever since.

Cocky soon won the hearts of Gamecock fans and is one of the most recognizable figures in college athletics. In 1986, he was chosen as America's First "National Mascot" by the Universal Cheerleading Association, Ford Motor Company and American Airlines.

That same year, Cocky brought home his first UCA Mascot Championship. He continued his success by capturing his second championship in 1994 and also won the Capital One mascot championship in 2003.

Cocky can be seen pepping the crowd up at a variety of athletics events and also makes numerous community service appearances throughout the year.



Sir Big Spur

Sir Big Spur, is the official live mascot of the Gamecock Athletics. Sir Big Spur is an Old English Black Breasted Red Gamecock. He debuted in 1999 at a Carolina baseball game and his first game at Williams-Brice Stadium was in 2006. He can now be seen at all home football games, various baseball games and other events supporting the Gamecocks.

"2001"

The South Carolina Gamecocks feature perhaps the most unique and electrifying pregame entry in all of college football. In fact, Sporting News rated USC's "2001" as the most exciting pregame entry in all of college football. As the minutes wind down on the game clock prior to the opening kickoff, the Gamecocks leave the locker room following final pregame instruction from their coaching staff and assemble in the tunnel in the southwest corner of Williams-Brice Stadium. Then, as the crowd of nearly 80,000 begins its roar of anticipation, the first notes of the theme song from "2001-A Space Odyssey" blare over the stadium sound system. As the music continues, the enthusiasm of the crowd is feverish. Finally, at just the exact moment, in perfect coordination with the music, the Gamecocks hit the field running.

Sandstorm

Visit Williams-Brice Stadium a few hours before kickoff on any gameday and one will see a series of white towels being distributed at seats throughout the stadium. A visitor may pause and wonder upon seeing this activity but Gamecock fans know exactly why the towels are there. A sandstorm is coming..

"Sandstorm" is an instrumental piece by Finnish DJ and record producer Darude that was originally released in the late 1990s. The piece was played during the South Carolina-Ole Miss game in 2009 and was instantly embraced by the student body. Since then, it has been incorporated into football opening game festivities, is heard after football scores and is used at other sports venues as a rally cry for fans and players alike. A sequence of up and down motions are executed in unison as the music starts and these ultimately culminate in a flurry of waving white towels as the song progresses. Chants of "USC" are also repeated in rhythm with the music. What began as a celebration tune toward the end of a big game has become one of the most loved traditions at University of South Carolina athletics events.

Gamecock Walk

Approximately two hours and 20 minutes prior to every home game, the Carolina team buses drop the players off on the Garnet Way in Gamecock Park. Through a throng of Gamecock fans and well-wishers along with the Carolina Marching Band, the team walks on the Garnet Way, crosses Bluff Road and the stadium tarmac and heads to the locker room, located in the southwest corner of Williams-Brice Stadium, to prepare for the game ahead.

School Colors

Garnet and Black were adopted near the turn of the century as the official colors of the University of South Carolina athletic teams. The colors are the dominant ones on the gamecock, which is the University's official mascot.

The Cockaboose Railroad

What is perhaps the most unique form of tailgating and featured throughout the years in numerous magazines and television shows, the Cockaboose Railroad has made its way to Columbia and University of South Carolina football. Twenty-two cabooses line a railroad track just outside of Williams-Brice Stadium - but these rail cars don't move and they certainly aren't something you would see passing by on the rear end of a train.

In the late 1980s, a local businessman and his wife dreamt up a highly unique concept of combining tailgating for University of South Carolina football games with an abandoned set of railroad tracks running along the south end of the Williams-Brice Stadium property. In 1990, the beautifully-designed Cockaboose Railroad began catering to the serious Gamecock tailgater with amenities never before associated with in tailgating: running water, cable television, air conditioning, and heating, and a living room highlight each and every Cockaboose.

The Cockaboose Railroad - it's different, it's unique, and it's exciting; and there's nothing else like it in the nation.



Alma Mater: "We Hail Thee Carolina"

Set to the tune of Robert Burns' "Flow Gently, Sweet Afton", the alma mater was written in 1911 by George A. Wauchope, an English professor at the university. At the time, several songs submitted as candidates for the alma mater were collectively placed in a songbook and sung at chapel; however, Wauchope's emerged as the most popular and later became the official alma mater.

The first stanza of the alma mater is sung at all athletics events and the custom of raising one's right hand with fingers cupped as if offering a toast is visible among fans when the phrase "Here's a Health, Carolina" is sung at the end.

*We hail thee, Carolina, and sing thy high praise;
With loyal devotion, remembering the days;
When proudly we sought thee, thy children to be:
Here's a health, Carolina, forever to thee!*

Fight Song: "The Fighting Gamecocks Lead the Way"

The lyrics listed below comprise the official university fight song entitled "The Fighting Gamecocks Lead the Way". The song's tune is from the musical "How Now, Dow Jones" and the original song in the musical was titled "Step to the Rear". The music was chosen as the fight song by former football coach and Athletics Director, Paul Dietzel, who also wrote the lyrics. The song is played by the school band during athletics events to motivate players and inspire fans, many of whom throw a hearty fist pump when they hear "Go Cocks!" toward the end of the song.

*Hey, Let's give a cheer,
Carolina is here,
The Fighting Gamecocks lead the way.
Who gives a care,
If the going gets tough,
And when it is rough,
That's when the 'Cocks get going.*

*Hail to our colors of garnet and black,
In Carolina pride have we.
So, Go Gamecocks Go - FIGHT!
Drive for the goal - FIGHT!
USC will win today - GO COCKS!
So, let's give a cheer,
Carolina is here.
The Fighting Gamecocks All The Way!*



33

ACTIVE PLAYERS
IN THE



COACHING STAFF



HEAD COACH

SHANE BEAMER



OFFENSIVE COORDINATOR/QUARTERBACKS

DOWELL LOGGAINS



WIDE RECEIVERS

JUSTIN STEPP



OFFENSIVE LINE

LONNIE TEASLEY



TIGHT ENDS

JODY WRIGHT



RUNNING BACKS

MONTARIO HARDESTY



DEFENSIVE BACKS

TORRIAN GRAY



HEAD STRENGTH AND CONDITIONING

LUKE DAY



DEFENSIVE LINE

TRAVIAN ROBERTSON



DEFENSIVE COORDINATOR/INSIDE LINEBACKERS

CLAYTON WHITE



ASSOCIATE HC/SPECIAL TEAMS COORDINATOR

PETE LEMBO



DEFENSIVE ENDS/OUTSIDE LINEMEN

STERLING LUCAS




EXECUTIVE DIRECTOR OF CHARACTER & PLAYER DEVELOPMENT

DERRICK MOORE



“We wear many hats, but the No. 1 role for the strength and conditioning coach is to serve as the executive branch of the vision Coach Beamer has for this program. We are executing that vision or projecting that vision and putting it into action every single day.”

- Luke Day



LUKE DAY

The process for a student-athlete to reach his maximum potential doesn't happen overnight. It continues year-round from preseason practices to off-season strength and conditioning workouts.



CHIP MORTON



MITCH OKEY



NATE SEDERGRN



JAMIL WALKER

Gamecock Football works out in a 24,000-square foot weight room/ cardio deck that rivals any in the country. It features 20 customized Armor Camp House Racks from Sorinex. Twenty Olympic drop zones are built into the floor. There is a motion capture machine, and a recovery nutrition station inside the weight room, in addition to the nutrition hub outside the locker room.

The University of South Carolina provides its student-athletes with high-quality health care from nationally recognized surgeons and athletic trainers. This care includes a comprehensive physical medical exam with lab tests (e.g., sickle cell, CBC blood test, and Ferritin) and comprehensive medical, dental, vision, psychological, rehabilitation and associated health care services for injuries or illnesses sustained by a student-athlete while practicing or competing in a varsity sport.



The University of South Carolina cares about the mental health and well-being of its student-athletes. The Gamecock Athletics staff includes a director of mental health, two psychologists and a psychiatrist available to assist in dealing with issues affecting the student-athletes' lives and sports performance.



CLINT HAGGARD

TEAM DOCTORS



Zoë Foster
Medical Director



Kyle Arthur
Physician



Evan Cohen
Chiropractor



Noble Cooper
Dentist



Greg Grabowski
Physician



Jeff Guy
Physician



David Isbell
Physician



Ben Jackson
Physician



Timothy Malone
Director of Wellness



Chris Mazoue
Physician




Matt Pollack
Physician



John Walsh
Physician



Opened in January 2019, the Cyndi and Kenneth Long Family Football Operations Center provides the Gamecocks' program with a recruiting center, locker room, weight room, athletic training room, coaches' offices, meeting rooms, dining room, equipment room and player lounges; all in one convenient location.



***State-of-the-Art Facilities Shows
A COMMITMENT to Excellence***





The Jerri and Steve Spurrier Indoor Practice Facility opened in 2015 at the west end of Gamecock Park. The state-of-the-art facility houses a full indoor field. The graphics honor the program's retired numbers, major award winners and Gamecock Greats.





Two full-length natural grass football fields run adjacent to the indoor facility, giving the team the opportunity to change practice sites as quickly as the weather.





South Carolina Student-Athletes Have Put Together a Streak of 33-Consecutive Semesters with a 3.0 GPA



DODIE ANDERSON

The Dodie Anderson Academic Enrichment Center strives to synthesize the traditional architectural values associated with the University of South Carolina and the dynamic movement of athleticism. The building appeals to student-athletes and also the recruits evaluating the role South Carolina may play in their development as a student-athlete. The building's primary purpose is to foster a sense of community among student-athletes as well as promote excellence in academics.



Quick Facts

- ❖ Year Opened: 2010
- ❖ Square Feet: 40,500
- ❖ Overall Dimensions: 160' x 80'
- ❖ Height at Highest Point: 54'
- ❖ Project Cost: \$13 Million
- ❖ Lobby/Academic Hall of Fame (1,850 square feet)
- ❖ Full service kitchen (2,000 square feet)
- ❖ Served (1,300 square ft)
- ❖ Dining room (2,650 sf) seating for 200
- ❖ Computer labs (3)
- ❖ Seminar rooms (12)
- ❖ Tutor rooms (20)
- ❖ Offices (21)
- ❖ Small study lounge (1,500 square feet)
- ❖ Large study lounge (2,400 square feet)



Twenty-one Gamecocks are on pace to have their degrees in hand when the 2023 season begins. Sixteen will have earned a diploma from the University of South Carolina, including **Ahmarean Brown, Terrell Dawkins, Marcellas Dial, B.J. Gibson, Alex Herrera, Tyreek Johnson, Trai Jones, Dakereon Joyner, Xavier Legette, Bam Martin-Scott, Jakai Moore, Jaylen Nichols, David Spaulding, Jordan Strachan, D.J. Twitty** and **Tyshawn Wannamaker**. **Nick Garguilo** (Yale), **DeAngelo Gibbs** (Tennessee), **Trey Knox** (Arkansas), **Eddie Lewis** (Memphis) and **Joshua Simon** (Western Kentucky) have degrees from other four-year institutions.



“When you recruit a young man out of high school, that’s the ultimate goal - to graduate. We’ve had a bunch of guys graduate since I became head coach that didn’t have a chance to go on to the NFL and play professionally. It’s really cool to see so many of those guys accomplish that goal.”

- Shane Beamer



NIL ACTIVITIES

Student-athletes at the University of South Carolina may earn compensation for their name, image, or likeness. These activities include but are not limited to autograph signings, personal appearances, social media endorsements, camps/clinics, private lessons, and promoting a commercial product or service.

For more information, go to www.gamecocksonline.com/NIL

Student-athletes may not participate in NIL activities that take place during official team activities or conflict with a student athletes' academic obligations. NIL activities may occur during free time as designated by the team's official travel or practice itinerary or academic schedule.

Definitions:

Official Team Activities: activities relating to practices, competitions, games, exhibitions, scrimmages, institutional athletic media appearances, university sponsored camps, team meetings, team travel, interviews, or any sponsored university function being attended by the team

Academic Obligations: student-athlete obligations referring to class, tutors, exams or any other required academic responsibilities as deemed required by the university

Athletic boosters may create or facilitate NIL compensation opportunities to current and prospective student-athletes provided those deals are not used as a recruiting inducement or inducement to remain enrolled for current student-athletes at University of South Carolina.

COMPENSATION/FINANCIAL AID

Student-athletes should disclose all NIL activities prior to the activity occurring through the University's designated system – INFLCR. Failure to disclose an NIL activity in advance could result in eligibility consequences.

A student-athlete's scholarship awarded by the University of South Carolina is not considered compensation and may not be revoked or reduced because of a permissible NIL agreement.

A student-athlete's compensation earned may be used in the calculation for need-based financial aid available to the general student population based on federal guidelines, and therefore, could impact the amount of need-based aid a student-athletes is awarded.

INTERNATIONAL STUDENT-ATHLETES

Due to federal guidelines, student-athletes attending the University of South Carolina on an F-1 visa are encouraged to contact International Student Services prior to participating in any name, image, likeness activities.

USE OF FACILITIES

NIL activities are prohibited in University of South Carolina facilities unless approved through the standard facility rental process. Note that permission to use the facility does not constitute permission to use University of South Carolina intellectual property. Designated staff members may use institutional facilities for the facilitation of NIL activities.

USE OF INTELLECTUAL PROPERTY

Student-athletes may use University of South Carolina intellectual property only with prior written approval of the University of South Carolina Athlet-

ics Department. Student-athletes may autograph and sell officially licensed memorabilia that includes University marks that is purchased by the student-athletes from official licensees. The University of South Carolina retains all rights to content produced or published by the University or associated entities.

EDUCATION

The University of South Carolina will provide student-athletes with both required and optional targeted education opportunities regarding NIL including, life skills, career development, and financial literacy to best prepare student-athletes for this landscape.

STUDENT-ATHLETE AGENT REPRESENTATION

Student-athletes may secure representation such as an agent or marketing representative for NIL activities. The prior NCAA guidelines on professional representation remain and student-athletes may not secure representation for future professional athletic contract negotiations.

Agents or marketing representatives must abide by the Uniform Athlete Agents Act and register with the South Carolina Department of Consumer Affairs.

Agents or marketing representatives should register with the Athletics Department prior to entering into a representation agreement with any student-athlete at the University of South Carolina.

Student-athletes are responsible for ensuring their representation has registered with both the state of South Carolina and the University of South Carolina Athletics Department.

GAMECOCK EXCHANGE

The Gamecock Exchange, powered by INFLCR, is a school-specific directory that allows businesses to contact University of South Carolina student-athletes by team, sport, and many other options. For businesses, the Gamecock Exchange provides automated NIL transaction compliance and tax reporting. For student-athletes, all NIL business conversations can live in their existing INFLCR account with automated payments and streamlined reporting for tax purposes.

COLLECTIVES

Collectives are organizations that are independent of a university. Their goal is to pool funds from boosters and businesses to help facilitate NIL deals for athletes as well as creating ways for student-athletes to monetize their brands. There are two collectives that support the University of South Carolina: Garnet Trust and Carolina Rise. To learn more about the Garnet Trust, go to GarnetTrust.com and for Carolina Rise, go to CarolinaRise.com.





Recognizing their role and the importance of giving back, Gamecock Football student-athletes are active at various events throughout Columbia and the Midlands.





COLUMBIA, S.C.

THE REAL SOUTHERN HOT SPOT

*SURE WE'VE GOT GRITS,
BUT WE'VE ALSO GOT GRIT.*

In the heart of South Carolina, tradition and tomorrow pair perfectly. As a creative hub that's fed by university and capital city communities, a gritty spirit and vibrant energy can be felt all around. It's a city where stately buildings buzz with new businesses and centuries-old sites give rise to fresh perspectives - all this in the midst of surrounding natural beauty. With an unexpected food & drink scene, festivals year-round and a local shopping scene, Columbia SC will leave you looking forward to what's next.





Founded in 1801, the University of South Carolina is a globally recognized, high-impact research university committed to a superior student experience and dedicated to innovation in learning, research and community engagement.

The university offers the most comprehensive array of educational programs in the state and boasts more than 60 nationally ranked academic programs.

#1 FIRST-YEAR EXPERIENCE

Led by its pioneering, globally recognized freshman seminar University 101, South Carolina earned the No. 1 spot among public universities for first-year experience (U.S. News & World Report).

GAMECOCK FAMILY - 340,000+ ALUMNI

Alumni of South Carolina join a global family bound by loyalty. The university system includes more than 340,000 alumni worldwide and more than 200,000 alumni in South Carolina.

ENGINE OF OPPORTUNITY

South Carolina provides more opportunities for African American and minority students than any other institution in South Carolina, leading in both enrollment and graduation. Two-thirds of all students in the University of South Carolina system are in-state students.

60 NATIONALLY-RANKED ACADEMIC PROGRAMS

The University of South Carolina is South Carolina's academic leader with more U.S. News & World Report-ranked graduate programs than any other college or university in the state.

SOUTH CAROLINA'S TOP EDUCATOR

The University of South Carolina system develops critical thinkers who become leaders advancing our state, awarding nearly 12,000 degrees a year.

#1 INTERNATIONAL BUSINESS (GRADUATE AND UNDERGRADUATE)

South Carolina develops world-class leaders who thrive in the global economy, with the top-ranked undergraduate and graduate international business programs in the nation.

MEETING SOUTH CAROLINA'S HEALTH CARE NEEDS

The University of South Carolina is filling the state's need for new nurses, graduating more than 800 nurses per year. Overall, South Carolina awards 4,000 health science degrees each year, spanning more than 100 degree programs in 50 areas of study.

TOP ONE PERCENT PATENT-PRODUCING

South Carolina drive entrepreneurship and innovation in the state and beyond; the university is consistently recognized as among the top one percent of patent-producing universities in the world by the National Academy of Inventors (2013-20).

ELITE SPORT SCIENCE

The University of South Carolina's sport science programs rank in the top 5 in the country. The ranking includes the Arnold School of Public Health's exercise science and athletic training programs and the College of Hospitality, Retail and Sport Management's sport and entertainment management program (Global Ranking of Sport Science Schools and Departments).

MILITARY-FRIENDLY

South Carolina welcomes and supports veterans and military service members: The university is ranked No. 1 on the 2022 Military Times Best for Vets: Colleges list. Aiken and Upstate are all ranked among the best colleges in the nation for veterans (U.S. News & World Report)

SCHOLAR ATHLETES

Nearly 75 percent of all Gamecock student-athletes (scholarship or walk-on) make the SEC Academic Honor Roll each year. As of June 2023, South Carolina is second on the Honor Roll, with 175 student-athletes earning the recognition. USC has led the SEC Academic Honor Roll for the past four complete seasons, 2018 through 2022.

TOP 10 PERCENT GRADUATION RATE


The University of South Carolina's graduation rate is nearly 20 percent higher than the national average, making it among the Top 10 percent for public universities.

BEST VALUE

The University of South Carolina offers a high-quality education at a reasonable cost; U.S. News & World Report named it a Best Value School (2022).

TOP PUBLIC HONORS COLLEGE

A model for higher education excellence, the South Carolina Honors College holds the top rating among public honors college programs (Inside Honors 2020-21).



8

All eight of Carolina's team national championships have occurred in the last 21 years. Women's basketball claimed the title in 2022.

10

Ten Gamecock student-athletes have won individual national championships since 2010.

19

19 of South Carolina's 21 programs have at least one Top 20 national finish since 2010, including nine top 25 finishes in 2022-23.

33

South Carolina student-athletes have earned a cumulative GPA of 3.0 or higher in 33-consecutive semesters.

94

South Carolina ranks tied for second in the SEC in the latest NCAA Graduation Success Rate with a 94 percent score.

107

South Carolina has 107 CoSIDA Academic All-Americans in its history, including 45 first-team honorees.

119

119 Gamecock student-athletes earned their degrees in the 2022-23 academic year.

3,194

Since 2015, South Carolina is #1 in the Southeastern Conference with 3,194 student-athletes on the SEC Academic Honor Roll.

1.3 M

More than 1.3 million fans attended home Gamecock athletic events in 2022-23.

Quick Facts

Location Columbia, S.C.
 Founded 1801
 Enrollment 35,388
 Conference Southeastern (Eastern Division)
 Colors Garnet (PMS 202C) & Black
 Nickname Gamecocks
 Mascot Cockey
 Stadium Williams-Brice (77,559)
 Surface Natural Grass

President Michael Amiridis
 Faculty Representative Eva Monsma
 Athletics Director Ray Tanner
 Senior Deputy Athletics Director Chance Miller
 Deputy AD/Internal Ops & Risk Mgmt. ... Judy Van Horn
 Chief Financial Officer Jeff Tallant
 Executive Associate AD/CCO Charles Bloom
 Executive Associate AD/SWA/Diversity ... Maria Hickman
 Executive Associate AD/Administration ... Chris Rogers
 Senior Associate AD/Ops & Facilities Jeff Davis
 Senior Associate AD/Ticketing Lance Grantham
 Senior Associate AD/Development Wayne Hiott
 Senior Associate AD/Compliance Andy Humes
 Senior Associate AD/Sports Medicine John Kasik
 Associate AD/Academics Charlie Ball-Burrell
 Associate AD/Facility Services Clark Cox
 Associate AD/Administration Hilary Cox
 Associate AD/Communications & PR Steve Fink
 Associate AD/Event Operations Megan Kennington
 Associate AD/New and Creative Media Justin King
 Associate AD/Apparel Operations Kyle Lipsey
 Associate AD/Video Operations Joe Lisle
 Associate AD/Revenue Generation Dan Stahl
 Assistant AD/Compliance Services Erin Abbey
 Assistant AD/Sports Turf Operations Tim Flanagan
 Assistant AD/Communications & PR Diana Koval
 Assistant AD/Compliance/Eligibility Angie Ludwig
 Assistant AD/Development Tyson Lusk
 Assistant AD/Marketing & Fan Experience ... Joe O'Clair
 Assistant AD/S-A Development Michael Stovall
 Assistant AD/Ticketing Clay Wilson
 Assistant AD/Ticket Sales Blake Woodward
 Special Assistant to the AD Johnny Gregory
 Special Assistant to the AD Charles Waddell

Head Coach Shane Beamer
 Alma Mater Virginia Tech (1999)
 Overall Record 15-11 (2 years)
 Record at South Carolina 15-11 (2 years)
 Defensive Backs Torrian Gray
 Running Backs Montario Hardesty
 Assoc. HC/Special Teams Coordinator Pete Lembo
 Offensive Coord./Quarterbacks Dowell Loggains
 Outside Linebackers/Defensive Ends Sterling Lucas
 Defensive Line Travian Robertson
 Wide Receivers Justin Stepp
 Offensive Line Lonnie Teasley
 Defensive Coord./Inside Linebackers ... Clayton White
 Tight Ends Jody Wright
 Director of Strength & Conditioning Luke Day
 Head Football Athletic Trainer Clint Haggard
 Director of Football Operations George Wynn

All-Time Record 629-606-44
 2022 Record 8-5
 2022 SEC Record (Finish) 4-4 (3rd East)
 2022 Bowl Appearance TaxSlayer Gator Bowl
 Notre Dame 45, South Carolina 38
 Lettermen Returning 37
 Offense 14
 Defense 20
 Special Teams 4
 Lettermen Lost 31
 Offense 16
 Defense 14
 Special Teams 1
 Starters Returning 10
 Offense 4
 Defense 4
 Special Teams 2
 Starters Lost 14
 Offense 7
 Defense 7
 Special Teams 0
 Website www.gamecocksonline.com

2023 Schedule

Day	Date	Opponent	Site	Series
Saturday	September 2	North Carolina	Charlotte, N.C.	NC leads 35-20-4
Saturday	September 9	Furman	Columbia, S.C.	SC leads 28-20-1
Saturday	September 16	Georgia*	Athens, Ga.	UGA leads 54-19-2
Saturday	September 23	Mississippi State*	Columbia, S.C.	SC leads 9-7-0
Saturday	September 30	Tennessee*	Knoxville, Tenn.	UT leads 28-11-2
Saturday	October 14	Florida*	Columbia, S.C.	UF leads 30-10-3
Saturday	October 21	Missouri*	Columbia, Mo.	MU leads 8-5-0
Saturday	October 28	Texas A&M*	College Station, Texas	A&M leads 8-1-0
Saturday	November 4	Jacksonville State	Columbia, S.C.	First meeting
Saturday	November 11	Vanderbilt*	Columbia, S.C.	SC leads 28-4-0
Saturday	November 18	Kentucky*	Columbia, S.C.	SC leads 19-14-1
Saturday	November 25	Clemson	Columbia, S.C.	CU leads 72-43-4

*Denotes SEC game

2022 Results

Date	Opponent	Site	Result	Rec.	SEC	TV	Attend.
09/03	Georgia State	Columbia, S.C.	W, 35-14	1-0	0-0	ESPN+	78,297
09/10	#16/17 Arkansas*	Fayetteville, Ark.	L, 30-44	1-1	0-1	ESPN	72,437
09/17	#1/2 Georgia*	Columbia, S.C.	L, 7-48	1-2	0-2	ESPN	78,212
09/24	Charlotte	Columbia, S.C.	W, 56-20	2-2	0-2	ESPNU	77,982
09/29	South Carolina State	Columbia, S.C.	W, 50-10	3-2	0-2	SECN	61,551
10/08	#13/13 Kentucky*	Lexington, Ky.	W, 24-14	4-2	1-2	SECN	61,612
10/22	Texas A&M*	Columbia, S.C.	W, 30-24	5-2	2-2	SECN	77,837
10/29	Missouri*	Columbia, S.C.	L, 10-23	5-3	2-3	SECN	77,578
11/05	Vanderbilt*	Nashville, Tenn.	W, 38-27	6-3	3-3	SECN	28,553
11/12	Florida*	Gainesville, Fla.	L, 6-38	6-4	3-4	SECN	89,454
11/19	#5/5 Tennessee*	Columbia, S.C.	W, 63-38	7-4	4-4	ESPN	79,041
11/26	#7/8 Clemson	Clemson, S.C.	W, 31-30	8-4	4-4	ABC	81,500
12/30	#19/20 Notre Dame	Jacksonville, Fla.	L, 38-45	8-5	4-4	ESPN	67,383

TaxSlayer Gator Bowl

*Denotes SEC game

Future Schedules

2024 08/31 Old Dominion 09/21 Akron 11/23 Wofford 11/30 at Clemson	2025 08/31 vs Virginia Tech (Atlanta) 11/22 Coastal Carolina 11/29 Clemson 2026 09/05 Miami (Fla.) 09/12 Towson 11/28 at Clemson 2027 09/04 East Carolina 09/11 Appalachian State 09/18 at Miami (Fla.) 11/27 Clemson	2028 09/02 North Carolina 09/09 Wofford 11/25 at Clemson 2029 09/01 at North Carolina 09/08 Appalachian State 11/24 Clemson 2030 09/14 NC State 11/30 at Clemson
---	--	---

NOTE: All games and dates are subject to change

2023 Team Hotels

North Carolina Hilton Charlotte Uptown 222 East Third Street Charlotte, NC 28202 704-377-1500	Tennessee Hilton Knoxville Airport 2001 Alcoa Highway Alcoa, TN 37701 865-970-4300	Texas A&M Hilton College Station 801 University Drive East College Station, TX 77840 864-297-0300
Georgia Chateau Elan Winery & Resort 100 Rue Charlemagne Drive Braselton, GA 30517 678-425-0900	Missouri Capital Plaza Hotel 415 West McCarty Jefferson City, MO 65101 573-635-1234	Home Games DoubleTree by Hilton Columbia 2100 Bush River Road Columbia, SC 29210 803-731-0300

No.	Name	POS.	HT	WT	CL	EXP	Hometown (High/Last School)
85	CJ Adams	WR	6-2	215	FR	HS	Mableton, Ga. (Pebblebrook)
24	Mario Anderson	RB	5-9	208	R-SR	TR	Summerville, S.C. (Stratford/Newberry)
58	Markee Anderson	OL	6-4	302	FR	HS	Roebuck, S.C. (Dorman)
48	Peyton Argent	PK/P	6-2	203	FR	HS	Hoover, Ala. (Hoover)
51	Tree Babalade	OL	6-5	338	FR	HS	Hyattsville, Md. (DeMatha Catholic)
15	Tanner Bailey	QB	6-1	215	R-FR	SQ	Gordo, Ala. (Gordo)
13	Kajuan Banks	DB	5-10	173	SO	1L	Tallahassee, Fla. (Godby)
93	Nick Barrett	DT	6-3	327	JR	2L	Goldsboro, N.C. (Eastern Wayne)
78	Trovon Baugh	OL	6-4	337	FR	HS	Atlanta, Ga. (Pace Academy)
30	Jace Blackshear	DB	5-8	168	R-FR	SQ	Hilton Head, S.C. (Hilton Head Christian Academy)
89	O'Mega Blake	WR	6-2	180	R-SO	SQ	Rock Hill, S.C. (South Pointe)
52	Stone Blanton	LB	6-2	224	SO	1L	Jackson, Miss. (Madison-Ridgeland Academy)
23	Djay Braswell	RB	5-11	204	FR	HS	Sandersville, Ga. (Washington County)
10	Ahmarean Brown	WR	5-9	169	S-SR	2L	Tampa, Fla. (Jefferson/Georgia Tech)
44	Maurice Brown II	TE	6-4	237	FR	HS	Upper Marlboro, Md. (C.H. Flowers)
73	Ryan Brubaker	OL	6-6	304	R-FR	SQ	Stevens, Pa. (Cocalico)
45	Colin Bryant	LB	6-3	225	R-SO	SQ	Mt. Pleasant, S.C. (Wando/Alabama)
43	Joseph Byrnes	DB	6-0	193	R-SO	SQ	Camden, S.C. (Camden)
14	Elijah Caldwell	WR	6-1	191	FR	HS	Rock Hill, S.C. (Northwestern)
41	Andrew Colasurdo	LB	6-1	237	R-SO	SQ	Inman, S.C. (Chapman)
20	Judge Collier	DB	6-1	193	FR	HS	Rock Hill, S.C. (Legion Collegiate Academy)
18	Connor Cox	TE	6-5	235	FR	HS	Jacksonville, Fla. (The Bolles School)
11	Elijah Davis	DT	6-3	289	JR	JC	Wagener, S.C. (Wagener-Salley/East Mississippi C.C.)
4	Terrell Dawkins	EDGE	6-4	251	R-SR	SQ	Concord, N.C. (Cox Mill/NC State)
6	Marcellas Dial	DB	6-0	195	R-SR	2L	Woodruff, S.C. (Woodruff/Georgia Military)
9	Luke Doty	QB	6-1	209	R-JR	2L	Myrtle Beach, S.C. (Myrtle Beach)
32	Bradley Dunn	RB	5-9	203	R-JR	SQ	Columbia, S.C. (Hammond School)
84	Nick Elksnis	TE	6-6	251	R-SO	TR	Jacksonville, Fla. (Episcopal/Florida)
21	Nick Emmanwori	DB	6-4	219	SO	1L	Irmo, S.C. (Irmo)
8	Emory Floyd	DB	6-1	181	R-FR	SQ	Marietta, Ga. (Hillgrove)
47	King-Demenian Ford	DB	6-2	209	R-JR	1L	Blythewood, S.C. (Blythewood)
3	O'Donnell Fortune	DB	6-1	177	R-JR	2L	Sumter, S.C. (Sumter)
49	Jordan Franke	LS	5-11	205	FR	HS	Verona, Wis. (Verona)
77	Sidney Fugar	OL	6-5	327	R-SO	TR	Waldorf, Md. (St. Thomas More Academy/Western Illinois)
69	Nick Gargiulo	OL	6-5	327	GR	TR	Yorktown Heights, N.Y. (Somers/Yale)
4	Colten Gauthier	QB	6-3	208	R-SO	SQ	Bethlehem, Ga. (Hebron Christian Academy)
12	Jatius Geer	EDGE	6-6	243	R-SO	TR	Anderson, S.C. (Belton-Honea Path/Syracuse)
17	DeAngelo Gibbs	DB	6-1	225	GR	TR	Oxford, Ga. (Grayson/Tennessee)
36	B.J. Gibson	DB	6-4	219	R-SR	1L	Marietta, Ga. (Walton/Navy)
26	Landon Grier	DB	5-9	161	R-JR	SQ	Fort Lauderdale, Fla. (St. Thomas Aquinas)
8	Nyck Harbor	WR	6-5	241	FR	HS	Washington, D.C. (Archbishop Carroll)
26	Nathan Harris-Waynick	RB	5-10	200	R-SO	SQ	Sumter, S.C. (Sumter)
91	Tonka Hemingway	DT	6-3	285	SR	3L	Conway, S.C. (Conway)
83	Kelton Henderson	WR	6-0	165	FR	HS	Lehigh Acres, Fla. (Lehigh Senior)
75	Cason Henry	OL	6-6	300	R-FR	SQ	Marietta, Ga. (Walton)
40	Alex Herrera	PK/P	6-0	189	R-SR	2L	Columbia, S.C. (Spring Valley)
50	Felix Hixon	DT	6-3	309	R-FR	SQ	Jackson, Ga. (Jackson)
20	Kylic Horton	WR	6-4	199	R-FR	SQ	Santee, S.C. (Clarendon Hall)
5	Grayson Howard	LB	6-4	241	FR	HS	Jacksonville, Fla. (Andrew Jackson)
79	Jaxon Hughes	OL	6-6	297	R-SR	TR	Greensboro, N.C. (Northern Guilford/Charlotte)
95	Alex Huntley	DT	6-4	298	R-JR	2L	Blythewood, S.C. (Hammond School)
98	Mitch Jeter	PK	5-10	194	SR	3L	Salisbury, N.C. (Cannon School)
10	Tyreek Johnson	EDGE	6-3	270	R-SR	2L	Sumter, S.C. (Lakewood)
72	Trai Jones	OL	6-2	318	R-JR	2L	Abbeville, S.C. (Abbeville)
45	William Joyce	P	6-3	223	R-SO	SQ	Spartanburg, S.C. (Spartanburg)
5	Dakereon Joyner	RB	6-1	229	S-SR	4L	N. Charleston, S.C. (Fort Dorchester)

No.	Name	POS.	HT	WT	CL	EXP	Hometown (High/Last School)
32	Mohamed Kaba	LB	6-2	253	R-JR	2L	Clinton, N.C. (Clinton)
24	Jalon Kilgore	DB	6-1	204	FR	HS	Eatonton, Ga. (Putnam County)
1	Trey Knox	TE	6-5	237	GR	TR	Murfreesboro, Tenn. (Blackman/Arkansas)
39	Kai Kroeger	P	6-4	212	SR	3L	Lake Forest, Ill. (Lake Forest)
53	Vershon Lee	OL	6-4	319	R-JR	2L	Woodbridge, Va. (Freedom)
17	Xavier Legette	WR	6-3	227	S-SR	4L	Mullins, S.C. (Mullins)
42	Daniel Lester	PK	6-2	218	R-FR	SQ	Land O' Lakes, Fla. (Sunlake)
11	Eddie Lewis	WR	6-0	188	GR	TR	Harlem, N.Y. (Mater Dei/Memphis)
57	Grayson Mains	OL	6-5	296	R-FR	SQ	Cumming, Ga. (Lambert)
13	Payton Mangrum	WR	6-0	198	R-JR	2L	Greenville, S.C. (Eastside)
61	Ni Mansell	OL	6-3	306	R-JR	TR	Anderson, S.C. (Westside/Mercer)
99	D'Andre Martin	DT	6-4	306	R-FR	SQ	Durham, N.C. (Life Christian Academy)
22	Bam Martin-Scott	LB	6-2	226	R-SR	1L	Fort Wayne, Ind. (Snider/Dodge City C.C.)
35	Chase McCracken	RB	5-10	197	R-FR	SQ	Hilton Head, S.C. (Hilton Head Island)
0	Juju McDowell	RB	5-9	171	JR	2L	Bainbridge, Ga. (Lee County)
64	Xzavier McLeod	DT	6-5	284	FR	HS	Camden, S.C. (Camden)
86	Reid Mikeska	TE	6-6	225	FR	HS	Cypress, Texas (Bridgeland)
55	Jakai Moore	OL	6-6	318	R-SR	3L	Nokesville, Va. (Patriot)
64	JonDarius Morgan	OL	6-3	319	R-SO	SQ	Birmingham, Ala. (Huffman)
87	Joseph Morris	WR	6-0	189	R-SO	SQ	Camden, S.C. (Camden/N. Greenville)
81	Aaron Morton	WR	5-8	169	R-SO	SQ	Cincinnati, Ohio (Loveland)
18	Keenan Nelson Jr.	DB	6-1	195	R-FR	SQ	Philadelphia, Pa. (St. Joseph's Prep)
52	Jaylen Nichols	OL	6-5	318	S-SR	4L	Charlotte, N.C. (Myers Park)
23	Isaiah Norris	DB	5-11	183	R-SR	SQ	Anderson, S.C. (T.L. Hanna/Georgia Military)
40	Ronnie Porter	LB	6-1	241	R-SO	SQ	Columbia, S.C. (Heathwood Hall)
46	Cole Rasmussen	LS	5-11	225	R-JR	SQ	Fort Mill, S.C. (Fort Mill/Charleston So.)
7	Spencer Rattler	QB	6-1	217	R-SR	1L	Phoenix, Ariz. (Pinnacle/Oklahoma)
12	Eriq Rice	WR	6-1	197	R-SO	SQ	Columbia, S.C. (A.C. Flora)
34	Jamian Risher Jr.	LB	6-2	213	R-FR	HS	Varnville, S.C. (Wade Hampton)
36	Hunter Rogers	LS	6-1	202	R-JR	2L	Columbia, S.C. (Spring Valley)
19	Ben Rollins	WR	5-9	162	R-JR	SQ	Inman, S.C. (Chapman)
21	Tyshawn Russell	WR	6-0	174	FR	HS	Harrisburg, Pa. (Bishop McDevitt)
82	Landon Samson	WR	6-0	191	R-FR	SQ	Southlake, Texas (Southlake Carroll)
90	T.J. Sanders	DT	6-5	298	R-SO	1L	Marion, S.C. (Marion)
33	Kamron Sandlin	TE	6-3	214	FR	HS	Anniston, Ala. (Anniston)
25	Zahbari Sandy	DB	6-2	215	FR	HS	Washington, D.C. (St. John's College)
16	LaNorris Sellers	QB	6-3	245	FR	HS	Florence, S.C. (South Florence)
50	Jatavious Shivers	OL	6-6	315	FR	HS	Villa Rice, Ga. (Villa Rice)
22	Zavier Short	WR	6-2	212	R-FR	SQ	Chapin, S.C. (Chapin)
6	Joshua Simon	TE	6-4	238	GR	TR	Dalzell, S.C. (Crestwood/Western Kentucky)
1	DQ Smith	DB	6-1	214	SO	1L	Columbia, S.C. (Spring Valley)
29	David Spaulding	DB	6-1	198	R-SR	2L	Riceboro, Ga. (Bradwell Institute/Georgia Southern)
7	Jordan Strachan	EDGE	6-5	243	S-SR	1L	Kingsland, Ga. (Camden County/Georgia State)
16	Vicari Swain	DB	6-1	183	FR	HS	Carrrollton, Ga. (Central)
67	Chase Sweigart	OL	6-6	298	R-FR	SQ	Chapin, S.C. (Chapin)
46	Bryan Thomas Jr.	EDGE	6-2	232	SO	1L	Windermere, Fla. (Foundation Academy)
27	D.J. Twitty	RB	6-0	221	S-SR	SQ	Inman, S.C. (Chapman/E. Tenn. State)
9	Desmond Umoezulu	EDGE	6-6	246	FR	HS	Upper Marlboro, Md. (C.H. Flowers)
68	Campbell Vandiver	OL	6-7	267	FR	HS	Brentwood, Tenn. (Lipscomb Academy)
80	Lukas Vozeh	TE	6-4	256	FR	HS	Franklin Lakes, N.J. (IMG Academy)
66	Mac Walters	OL	6-6	290	R-FR	SQ	Myrtle Beach, S.C. (Myrtle Beach)
62	Tyshawn Wannamaker	OL	6-3	290	R-JR	2L	St. Matthews, S.C. (Calhoun County)
3	Antwane Wells Jr.	WR	6-1	208	SR	1L	Richmond, Va. (Highland Springs/James Madison)
15	Donovan Westmoreland	LB	6-1	234	SO	1L	Griffin, Ga. (Griffin)
54	Jamaal Whyce	DT	6-3	323	R-FR	SQ	Miami, Fla. (Florida Christian)
0	Debo Williams	LB	6-1	232	R-JR	2L	Smyrna, Del. (Smyrna/Delaware)
31	Peyton Williams	DB	6-0	198	R-FR	SQ	Heath, Texas (Rockwall-Heath)
14	Jaron Willis	LB	6-2	225	R-FR	TR	Leesburg, Ga. (Lee County/Ole Miss)

No.	Name	POS.	HT	WT	CL	EXP	Hometown (High/Last School)
0	Debo Williams	LB	6-1	232	R-JR	2L	Smyrna, Del. (Smyrna/Delaware)
0	Juju McDowell	RB	5-9	171	JR	2L	Bainbridge, Ga. (Lee County)
1	Trey Knox	TE	6-5	237	GR	TR	Murfreesboro, Tenn. (Blackman/Arkansas)
1	DQ Smith	DB	6-1	214	SO	1L	Columbia, S.C. (Spring Valley)
3	Antwane Wells Jr.	WR	6-1	208	SR	1L	Richmond, Va. (Highland Springs/James Madison)
3	O'Donnell Fortune	DB	6-1	177	R-JR	2L	Sumter, S.C. (Sumter)
4	Terrell Dawkins	EDGE	6-4	251	R-SR	SQ	Concord, N.C. (Cox Mill/NC State)
4	Colten Gauthier	QB	6-3	208	R-SO	SQ	Bethlehem, Ga. (Hebron Christian Academy)
5	Dakereon Joyner	RB	6-1	229	S-SR	4L	N. Charleston, S.C. (Fort Dorchester)
5	Grayson Howard	LB	6-4	241	FR	HS	Jacksonville, Fla. (Andrew Jackson)
6	Joshua Simon	TE	6-4	238	GR	TR	Dalzell, S.C. (Crestwood/Western Kentucky)
6	Marcellas Dial	DB	6-0	195	R-SR	2L	Woodruff, S.C. (Woodruff/Georgia Military)
7	Jordan Strachan	EDGE	6-5	243	S-SR	1L	Kingsland, Ga. (Camden County/Georgia State)
7	Spencer Rattler	QB	6-1	217	R-SR	1L	Phoenix, Ariz. (Pinnacle/Oklahoma)
8	Emory Floyd	DB	6-1	181	R-FR	SQ	Marietta, Ga. (Hillgrove)
8	Nyck Harbor	WR	6-5	241	FR	HS	Washington, D.C. (Archbishop Carroll)
9	Luke Doty	QB	6-1	209	R-JR	2L	Myrtle Beach, S.C. (Myrtle Beach)
9	Desmond Umeozulu	EDGE	6-6	246	FR	HS	Upper Marlboro, Md. (C.H. Flowers)
10	Ahmarean Brown	WR	5-9	169	S-SR	2L	Tampa, Fla. (Jefferson/Georgia Tech)
10	Tyreek Johnson	EDGE	6-3	270	R-SR	2L	Sumter, S.C. (Lakewood)
11	Eddie Lewis	WR	6-0	188	GR	TR	Harlem, N.Y. (Mater Dei/Memphis)
11	Elijah Davis	DT	6-3	289	JR	JC	Wagener, S.C. (Wagener-Salley/East Mississippi C.C.)
12	Jatius Geer	EDGE	6-6	243	R-SO	TR	Anderson, S.C. (Belton-Honea Path/Syracuse)
12	Eriq Rice	WR	6-1	197	R-SO	SQ	Columbia, S.C. (A.C. Flora)
13	Payton Mangrum	WR	6-0	198	R-JR	2L	Greenville, S.C. (Eastside)
13	Kajuan Banks	DB	5-10	173	SO	1L	Tallahassee, Fla. (Godby)
14	Jaron Willis	LB	6-2	225	R-FR	TR	Leesburg, Ga. (Lee County/Ole Miss)
14	Elijah Caldwell	WR	6-1	191	FR	HS	Rock Hill, S.C. (Northwestern)
15	Donovan Westmoreland	LB	6-1	234	SO	1L	Griffin, Ga. (Griffin)
15	Tanner Bailey	QB	6-1	215	R-FR	SQ	Gordo, Ala. (Gordo)
16	LaNorris Sellers	QB	6-3	245	FR	HS	Florence, S.C. (South Florence)
16	Vicari Swain	DB	6-1	183	FR	HS	Carrollton, Ga. (Central)
17	Xavier Legette	WR	6-3	227	S-SR	4L	Mullins, S.C. (Mullins)
17	DeAngelo Gibbs	DB	6-1	225	GR	TR	Oxford, Ga. (Grayson/Tennessee)
18	Keenan Nelson Jr.	DB	6-1	195	R-FR	SQ	Philadelphia, Pa. (St. Joseph's Prep)
18	Connor Cox	TE	6-5	235	FR	HS	Jacksonville, Fla. (The Bolles School)
19	Ben Rollins	WR	5-9	162	R-JR	SQ	Inman, S.C. (Chapman)
20	Kylic Horton	WR	6-4	199	R-FR	SQ	Santee, S.C. (Clarendon Hall)
20	Judge Collier	DB	6-1	193	FR	HS	Rock Hill, S.C. (Legion Collegiate Academy)
21	Nick Emmanwori	DB	6-4	219	SO	1L	Irmo, S.C. (Irmo)
21	Tyshawn Russell	WR	6-0	174	FR	HS	Harrisburg, Pa. (Bishop McDevitt)
22	Bam Martin-Scott	LB	6-2	226	R-SR	1L	Fort Wayne, Ind. (Snider/Dodge City C.C.)
22	Zavier Short	WR	6-2	212	R-FR	SQ	Chapin, S.C. (Chapin)
23	Isaiah Norris	DB	5-11	183	R-SR	SQ	Anderson, S.C. (T.L. Hanna/Georgia Military)
23	Djay Braswell	RB	5-11	204	FR	HS	Sandersville, Ga. (Washington County)
24	Mario Anderson	RB	5-9	208	R-SR	TR	Summerville, S.C. (Stratford/Newberry)
24	Jalon Kilgore	DB	6-1	204	FR	HS	Eatonton, Ga. (Putnam County)
25	Zahbari Sandy	DB	6-2	215	FR	HS	Washington, D.C. (St. John's College)
26	Landon Grier	DB	5-9	161	R-JR	SQ	Fort Lauderdale, Fla. (St. Thomas Aquinas)
26	Nathan Harris-Waynick	RB	5-10	200	R-SO	SQ	Sumter, S.C. (Sumter)
27	D.J. Twitty	RB	6-0	221	S-SR	SQ	Inman, S.C. (Chapman/E. Tenn. State)
29	David Spaulding	DB	6-1	198	R-SR	2L	Riceboro, Ga. (Bradwell Institute/Georgia Southern)
30	Jace Blackshear	DB	5-8	168	R-FR	SQ	Hilton Head, S.C. (Hilton Head Christian Academy)

No.	Name	POS.	HT	WT	CL	EXP	Hometown (High/Last School)
31	Peyton Williams	DB	6-0	198	R-FR	SQ	Heath, Texas (Rockwall-Heath)
32	Mohamed Kaba	LB	6-2	253	R-JR	2L	Clinton, N.C. (Clinton)
32	Bradley Dunn	RB	5-9	203	R-JR	SQ	Columbia, S.C. (Hammond School)
33	Kamron Sandlin	TE	6-3	214	FR	HS	Anniston, Ala. (Anniston)
34	Jamian Risher Jr.	LB	6-2	213	R-FR	HS	Varnville, S.C. (Wade Hampton)
35	Chase McCracken	RB	5-10	197	R-FR	SQ	Hilton Head, S.C. (Hilton Head Island)
36	B.J. Gibson	DB	6-4	219	R-SR	1L	Marietta, Ga. (Walton/Navy)
36	Hunter Rogers	LS	6-1	202	R-JR	2L	Columbia, S.C. (Spring Valley)
39	Kai Kroeger	P	6-4	212	SR	3L	Lake Forest, Ill. (Lake Forest)
40	Alex Herrera	PK/P	6-0	189	R-SR	2L	Columbia, S.C. (Spring Valley)
40	Ronnie Porter	LB	6-1	241	R-SO	SQ	Columbia, S.C. (Heathwood Hall)
41	Andrew Colasurdo	LB	6-1	237	R-SO	SQ	Inman, S.C. (Chapman)
42	Daniel Lester	PK	6-2	218	R-FR	SQ	Land O' Lakes, Fla. (Sunlake)
43	Joseph Byrnes	DB	6-0	193	R-SO	SQ	Camden, S.C. (Camden)
44	Maurice Brown II	TE	6-4	237	FR	HS	Upper Marlboro, Md. (C.H. Flowers)
45	Colin Bryant	LB	6-3	225	R-SO	SQ	Mt. Pleasant, S.C. (Wando/Alabama)
45	William Joyce	P	6-3	223	R-SO	SQ	Spartanburg, S.C. (Spartanburg)
46	Cole Rasmussen	LS	5-11	225	R-JR	SQ	Fort Mill, S.C. (Fort Mill/Charleston So.)
46	Bryan Thomas Jr.	EDGE	6-2	232	SO	1L	Windermere, Fla. (Foundation Academy)
47	King-Demenian Ford	DB	6-2	209	R-JR	1L	Blythewood, S.C. (Blythewood)
48	Peyton Argent	PK/P	6-2	203	FR	HS	Hoover, Ala. (Hoover)
49	Jordan Franke	LS	5-11	205	FR	HS	Verona, Wis. (Verona)
50	Felix Hixon	DT	6-3	309	R-FR	SQ	Jackson, Ga. (Jackson)
50	Jatavius Shivers	OL	6-6	315	FR	HS	Villa Rice, Ga. (Villa Rice)
51	Tree Babalade	OL	6-5	338	FR	HS	Hyattsville, Md. (DeMatha Catholic)
52	Jaylen Nichols	OL	6-5	318	S-SR	4L	Charlotte, N.C. (Myers Park)
52	Stone Blanton	LB	6-2	224	SO	1L	Jackson, Miss. (Madison-Ridgeland Academy)
53	Vershon Lee	OL	6-4	319	R-JR	2L	Woodbridge, Va. (Freedom)
54	Jamaal Whyce	DT	6-3	323	R-FR	SQ	Miami, Fla. (Florida Christian)
55	Jakai Moore	OL	6-6	318	R-SR	3L	Nokesville, Va. (Patriot)
57	Grayson Mains	OL	6-5	296	R-FR	SQ	Cumming, Ga. (Lambert)
58	Markee Anderson	OL	6-4	302	FR	HS	Roebuck, S.C. (Dorman)
61	Ni Mansell	OL	6-3	306	R-JR	TR	Anderson, S.C. (Westside/Mercer)
62	Tyshawn Wannamaker	OL	6-3	290	R-JR	2L	St. Matthews, S.C. (Calhoun County)
64	JonDarius Morgan	OL	6-3	319	R-SO	SQ	Birmingham, Ala. (Huffman)
64	Xzavier McLeod	DT	6-5	284	FR	HS	Camden, S.C. (Camden)
66	Mac Walters	OL	6-6	290	R-FR	SQ	Myrtle Beach, S.C. (Myrtle Beach)
67	Chase Sweigart	OL	6-6	298	R-FR	SQ	Chapin, S.C. (Chapin)
68	Campbell Vandiver	OL	6-7	267	FR	HS	Brentwood, Tenn. (Lipscomb Academy)
69	Nick Gargiulo	OL	6-5	327	GR	TR	Yorktown Heights, N.Y. (Somers/Yale)
72	Trai Jones	OL	6-2	318	R-JR	2L	Abbeville, S.C. (Abbeville)
73	Ryan Brubaker	OL	6-6	304	R-FR	SQ	Stevens, Pa. (Cocalico)
75	Cason Henry	OL	6-6	300	R-FR	SQ	Marietta, Ga. (Walton)
77	Sidney Fugar	OL	6-5	327	R-SO	TR	Waldorf, Md. (St. Thomas More Academy/Western Illinois)
78	Trovon Baugh	OL	6-4	337	FR	HS	Atlanta, Ga. (Pace Academy)
79	Jaxon Hughes	OL	6-6	297	R-SR	TR	Greensboro, N.C. (Northern Guilford/Charlotte)
80	Lukas Vozeh	TE	6-4	256	FR	HS	Franklin Lakes, N.J. (IMG Academy)
81	Aaron Morton	WR	5-8	169	R-SO	SQ	Cincinnati, Ohio (Loveland)
82	Landon Samson	WR	6-0	191	R-FR	SQ	Southlake, Texas (Southlake Carroll)
83	Kelton Henderson	WR	6-0	165	FR	HS	Lehigh Acres, Fla. (Lehigh Senior)
84	Nick Elksnis	TE	6-6	251	R-SO	TR	Jacksonville, Fla. (Episcopal/Florida)
85	CJ Adams	WR	6-2	215	FR	HS	Mableton, Ga. (Pebblebrook)
86	Reid Mikeska	TE	6-6	225	FR	HS	Cypress, Texas (Bridgeland)
87	Joseph Morris	WR	6-0	189	R-SO	SQ	Camden, S.C. (Camden/N. Greenville)
89	O'Mega Blake	WR	6-2	180	R-SO	SQ	Rock Hill, S.C. (South Pointe)
90	T.J. Sanders	DT	6-5	298	R-SO	1L	Marion, S.C. (Marion)
91	Tonka Hemingway	DT	6-3	285	SR	3L	Conway, S.C. (Conway)
93	Nick Barrett	DT	6-3	327	JR	2L	Goldboro, N.C. (Eastern Wayne)
95	Alex Huntley	DT	6-4	298	R-JR	2L	Blythewood, S.C. (Hammond School)
98	Mitch Jeter	PK	5-10	194	SR	3L	Salisbury, N.C. (Cannon School)
99	D'Andre Martin	DT	6-4	306	R-FR	SQ	Durham, N.C. (Life Christian Academy)



Offense

WR 11 Eddie Lewis 6-0 188 GR TR Harlem, N.Y. 10 Ahmarea Brown 5-9 169 S-SR 2L Tampa, Fla. 17 Xavier Legette 6-0 227 S-SR 4L Mullins, S.C. 3 Antwane Wells Jr. 6-1 208 SR 1L Richmond, Va. 13 Payton Mangrum 6-0 198 R-JR 2L Greenville, S.C. 19 Ben Rollins 5-9 162 R-JR SQ Inman, S.C. 89 O'Mega Blake 6-2 180 R-SO SQ Rock Hill, S.C. 87 Joseph Morris 6-0 189 R-SO SQ Camden, S.C. 81 Aaron Morton 5-8 169 R-SO SQ Cincinnati, Ohio 12 Eriq Rice 6-1 197 R-SO SQ Columbia, S.C. 20 Kylic Horton 6-4 199 R-FR SQ Santee, S.C. 82 Landon Samson 6-0 191 R-FR SQ Southlake, Texas 22 Zavier Short 6-2 212 R-FR SQ Chapin, S.C. 85 CJ Adams 6-2 215 FR HS Mableton, Ga. 14 Elijah Caldwell 6-1 191 FR HS Rock Hill, S.C. 8 Nyck Harbor 6-5 241 FR HS Washington, D.C. 83 Kelton Henderson 6-0 165 FR HS Lehigh Acres, Fla. 21 Tyshawn Russell 6-0 174 FR HS Harrisburg, Pa.

TE 1 Trey Knox 6-5 237 GR TR Murfreesboro, Tenn. 6 Joshua Simon 6-4 238 GR TR Dalzell, S.C. 84 Nick Elksnis 6-6 251 R-SO TR Jacksonville, Fla. 44 Maurice Brown II 6-4 237 FR HS Upper Marlboro, Md. 18 Connor Cox 6-5 235 FR HS Jacksonville, Fla. 86 Reid Mikeska 6-5 225 FR HS Cypress, Texas 80 Lukas Vozeh 6-4 256 FR HS Franklin Lakes, N.J. 33 Kamron Sandlin 6-3 214 FR HS Anniston, Ala.

OL 52 Jaylen Nichols 6-5 318 S-SR 4L Charlotte, N.C. 69 Nick Gargiulo 6-5 327 GR TR Yorktown Heights, N.Y. 55 Jakai Moore 6-6 318 R-SR 3L Nokesville, Va. 79 Jaxon Hughes 6-6 297 R-SR TR Greensboro, N.C. 72 Trai Jones 6-2 318 R-JR 2L Abbeville, S.C. 53 Vershon Lee 6-4 319 R-JR 2L Woodbridge, Va. 61 Ni Mansell 6-3 306 R-JR TR Anderson, S.C. 62 Tyshawn Wannamaker 6-3 290 R-JR 2L St. Matthews, S.C. 77 Sidney Fugar 6-5 327 R-SO TR Waldorf, Md. 64 JonDarius Morgan 6-3 319 R-SO SQ Birmingham, Ala. 73 Ryan Brubaker 6-6 304 R-FR SQ Stevens, Pa. 75 Cason Henry 6-6 300 R-FR SQ Marietta, Ga. 57 Grayson Mains 6-5 296 R-FR SQ Cumming, Ga. 66 Mac Walters 6-6 290 R-FR SQ Myrtle Beach, S.C. 67 Chase Sweigert 6-6 298 R-FR SQ Chapin, S.C. 58 Markee Anderson 6-4 302 FR HS Roebuck, S.C. 51 Tree Babalade 6-5 338 FR HS Hyattsville, Md. 78 Trovon Baugh 6-4 337 FR HS Atlanta, Ga. 50 Jatavius Shivers 6-6 315 FR HS Villa Rica, Ga. 68 Campbell Vandiver 6-7 267 FR HS Brentwood, Tenn.

QB 7 Spencer Rattler 6-1 217 R-SR 1L Phoenix, Ariz. 9 Luke Doty 6-1 209 R-JR 2L Myrtle Beach, S.C. 4 Colten Gauthier 6-3 208 R-SO SQ Bethlehem, Ga. 15 Tanner Bailey 6-1 215 R-FR SQ Gordo, Ala. 16 LaNorris Sellers 6-3 245 FR HS Florence, S.C.

RB 5 Dakereon Joyner 6-1 229 S-SR 4L North Charleston, S.C. 27 D.J. Twitty 6-0 221 S-SR SQ Inman, S.C. 24 Mario Anderson 5-9 208 R-SR TR Summerville, S.C. 32 Bradley Dunn 5-9 203 R-JR SQ Columbia, S.C. 0 Juju McDowell 5-9 171 JR 2L Leesburg, Ga. 26 Nathan Harris-Waynick 5-10 200 R-SO SQ Sumter, S.C. 35 Chase McCracken 5-10 197 R-FR SQ Hilton Head, S.C. 23 Djai Braswell 5-11 204 FR HS Sandersville, Ga.

CLASS DISTINCTION: Since the NCAA awarded an extra year for anyone on the 2020 roster due to COVID-19, the SEC student-athlete classification subgroup recommended that schools advance student-athletes forward on their rosters as usual, adding a year on at the end of their eligibility. This more closely mirrors academic progress and is also consistent with criteria for a number of awards. Advancing a student-athlete also includes advancing him to the designation of redshirt freshman redshirt sophomore, etc.

Defense

DT 91 Tonka Hemingway 6-3 285 SR 3L Conway, S.C. 95 Alex Huntley 6-4 298 R-JR 2L Blythewood, S.C. 93 Nick Barrett 6-3 327 JR 2L Goldsboro, N.C. 11 Elijah Davis 6-3 289 JR JC Wagener, S.C. 90 T.J. Sanders 6-5 298 R-SO 1L Marion, S.C. 50 Felix Hixon 6-3 309 R-FR SQ Jackson, Ga. 99 D'Andre Martin 6-4 306 R-FR SQ Durham, N.C. 54 Jamaal Whyce 6-3 323 R-FR SQ Miami, Fla. 64 Xzavier McLeod 6-5 284 FR HS Camden, S.C.

EDGE 7 Jordan Strachan 6-5 243 S-SR 1L Kingsland, Ga. 4 Terrell Dawkins 6-4 251 R-SR SQ Concord, N.C. 10 Tyreek Johnson 6-3 270 R-SR 2L Sumter, S.C. 12 Jatius Geer 6-6 243 R-SO TR Anderson, S.C. 46 Bryan Thomas Jr. 6-2 232 SO 1L Windermerre, Fla. 9 Desmond Umeozulu 6-6 246 FR HS Upper Marlboro, Md.

LB 22 Bam Martin-Scott 6-2 226 R-SR 1L Fort Wayne, Ind. 32 Mohamed Kaba 6-2 253 R-JR 2L Clinton, N.C. 0 Debo Williams 6-1 232 R-JR 2L Smyrna, Del. 45 Colin Bryant 6-3 225 R-SO SQ Mount Pleasant, S.C. 41 Andrew Colasurdo 6-1 237 R-SO SQ Inman, S.C. 40 Ronnie Porter 6-1 241 R-SO SQ Columbia, S.C. 52 Stone Blanton 6-2 224 SO 1L Jackson, Miss. 15 Donovan Westmoreland 6-1 234 SO 1L Griffin, Ga. 34 Jamian Risher Jr. 6-2 213 R-FR HS Varnville, S.C. 14 Jaron Willis 6-2 225 R-FR TR Leesburg, Ga. 5 Grayson Howard 6-4 241 FR HS Jacksonville, Fla.

DB 17 DeAngelo Gibbs 6-1 225 GR TR Oxford, Ga. 6 Marcellas Dial 6-0 195 R-SR 2L Woodruff, S.C. 36 B.J. Gibson 6-4 219 R-SR 1L Marietta, Ga. 23 Isaiah Norris 5-11 183 R-SR SQ Anderson, S.C. 29 David Spaulding 6-1 198 R-SR 2L Riceboro, Ga. 47 King-Demenian Ford 6-2 209 R-JR 1L Blythewood, S.C. 3 O'Donnell Fortune 6-1 177 R-JR 2L Sumter, S.C. 26 Landon Grier 5-9 161 R-JR SQ Fort Lauderdale, Fla. 43 Joseph Byrnes 6-0 193 R-SO SQ Camden, S.C. 13 Kajuan Banks 5-10 173 SO 1L Tallahassee, Fla. 21 Nick Emmanwori 6-4 219 SO 1L Irmo, S.C. 1 DQ Smith 6-1 214 SO 1L Columbia, S.C. 30 Jace Blackshear 5-8 168 R-FR SQ Hilton Head, S.C. 8 Emory Floyd 6-1 181 R-FR SQ Marietta, Ga. 18 Keenan Nelson Jr. 6-1 195 R-FR SQ Philadelphia, Pa. 31 Peyton Williams 6-0 198 R-FR SQ Heath, Texas 20 Judge Collier 6-1 193 FR HS Rock Hill, S.C. 24 Jalon Kilgore 6-1 204 FR HS Eatonton, Ga. 25 Zahbari Sandy 6-2 215 FR HS Washington, D.C. 16 Vicari Swain 6-1 183 FR HS Carrollton, Ga.

Specialists

PK 40 Alex Herrera 6-0 189 R-SR 2L Columbia, S.C. 98 Mitch Jeter 5-10 194 SR 3L Salisbury, N.C. 42 Daniel Lester 6-2 218 R-FR SQ Land O Lakes, Fla. 48 Peyton Argent 6-2 203 FR HS Hoover, Ala.

P 40 Alex Herrera 6-0 189 R-SR 2L Columbia, S.C. 39 Kai Kroeger 6-4 212 SR 3L Lake Forest, Ill. 45 William Joyce 6-3 223 R-SO SQ Spartanburg, S.C. 48 Peyton Argent 6-2 203 FR HS Hoover, Ala.

LS 46 Cole Rasmussen 5-11 225 R-JR SQ Fort Mill, S.C. 36 Hunter Rogers 6-1 202 R-JR 2L Columbia, S.C. 49 Jordan Franke 5-11 205 FR HS Verona, Wis.

2023 Signing Class

NAME	POS	HT	WT	CL	HOMETOWN (HIGH/LAST SCHOOL)
CJ Adams	WR	6-2	215	FR	Mableton, Ga. (Pebblebrook)
Markee Anderson*	OL	6-4	302	FR	Roebuck, S.C. (Dorman)
Tree Babalade	OL	6-5	338	FR	Hyattsville, Md. (DeMatha Catholic)
Trovon Baugh	OL	6-4	337	FR	Atlanta, Ga. (Pace Academy)
Djay Braswell	RB	5-11	204	FR	Sandersville, Ga. (Washington County)
Elijah Caldwell	WR	6-1	191	FR	Rock Hill, S.C. (Northwestern)
Judge Collier*	DB	6-1	193	FR	Rock Hill, S.C. (Legion Collegiate Academy)
Connor Cox*	TE	6-5	235	FR	Jacksonville, Fla. (The Bolles School)
Elijah Davis*	DL	6-3	289	JR	Wagener, S.C. (Wagener-Salley/ East Mississippi C.C.)
Nyck Harbor	WR	6-5	241	FR	Washington, D.C. (Archbishop Carroll)
Kelton Henderson	WR	6-0	165	FR	Lehigh Acres, Fla. (Lehigh Senior)
Grayson Howard*	LB	6-4	241	FR	Jacksonville, Fla. (Andrew Jackson)
Jalon Kilgore*	DB	6-1	204	FR	Eatonton, Ga. (Putnam County)
Xzavier McLeod*	DL	6-5	284	FR	Camden, S.C. (Camden)
Reid Mikeska*	TE	6-6	225	FR	Cypress, Texas (Bridgeland)
Monteque Rhames*#	EDGE	6-5	240	FR	Sumter, S.C. (Manning)
Tyshawn Russell	WR	6-0	174	FR	Harrisburg, Pa. (Bishop McDevitt)
Kamron Sandlin	TE	6-3	214	FR	Anniston, Ala. (Anniston)
Zahbari Sandy	DB	6-2	215	FR	Washington, D.C. (St. John's College)
LaNorris Sellers*	QB	6-3	245	FR	Florence, S.C. (South Florence)
Jatavius Shivers	OL	6-6	315	FR	Villa Rica, Ga. (Villa Rica)
Vicari Swain	DB	6-1	183	FR	Carrollton, Ga. (Central)
Desmond Umeozulu*	EDGE	6-6	246	FR	Upper Marlboro, Md. (C.H. Flowers)
Cam Upshaw*#	DB	6-1	190	FR	Perry, Fla. (Taylor County)

2023 "Super" Seniors

NAME	POS	HT	WT	VL	HOMETOWN (HIGH/LAST SCHOOL)
Ahmarean Brown	WR	5-9	169	2L	Tampa, Fla. (Jefferson/Georgia Tech)
Nick Gargiulo	OL	6-5	327	TR	Yorktown Heights, N.Y. (Somers/Yale)
DeAngelo Gibbs	DB	6-1	225	TR	Oxford, Ga. (Grayson/Tennessee)
Dakereon Joyner	RB	6-1	229	4L	N. Charleston, S.C. (Fort Dorchester)
Trey Knox	TE	6-5	237	TR	Murfreesboro, Tenn. (Blackman/ Arkansas)
Xavier Legette	WR	6-3	227	4L	Mullins, S.C. (Mullins)
Eddie Lewis	WR	6-0	188	TR	Harlem, N.Y. (Mater Dei/Memphis)
Jaylen Nichols	OL	6-5	318	4L	Charlotte, N.C. (Myers Park)
Jordan Strachan	EDGE	6-5	243	1L	Kingsland, Ga. (Camden County/ Georgia State)
D.J. Twitty	RB	6-0	221	SQ	Inman, S.C. (Chapman/ East Tennessee State)

2023 Scholarship Transfers

NAME	POS	HT	WT	CL	HOMETOWN (HIGH/LAST SCHOOL)
Mario Anderson*	RB	5-9	208	R-SR	Summerville, S.C. (Stratford/ Newberry)
Elijah Davis*	DL	6-3	289	JR	Wagener, S.C. (Wagener-Salley/ East Mississippi C.C.)
Nick Elksnis*	TE	6-6	251	R-SO	Jacksonville, Fla. (Espiscopos/Florida)
Sidney Fugar*	OL	6-5	327	R-SO	Waldorf, Md. (St. Thomas More Academy/Western Illinois)
Nick Gargiulo*	OL	6-5	327	GR	Yorktown Heights, N.Y. (Somers/Yale)
Jatius Geer	EDGE	6-6	243	R-SO	Anderson, S.C. (Belton-Honea Path/ Syracuse)
Trey Knox*	TE	6-5	237	GR	Murfreesboro, Tenn. (Blackman/ Arkansas)
Eddie Lewis*	WR	6-0	188	GR	Harlem, N.Y. (Mater Dei/Memphis)
Joshua Simon*	TE	6-4	238	GR	Dalzell, S.C. (Crestwood/Western Kentucky)
Jaron Willis*	LB	6-2	225	R-FR	Leesburg, Ga. (Lee County/Ole Miss)

2023 Walk-On Newcomers

NAME	POS	HT	WT	CL	HOMETOWN (HIGH/LAST SCHOOL)
Peyton Argent	PK/P	6-2	203	FR	Hoover, Ala. (Hoover)
Maurice Brown II*	TE	6-4	237	FR	Upper Marlboro, Md. (C.H. Flowers)
Ni Mansell	OL	6-3	306	R-JR	Anderson, S.C. (Westside/Mercer)
Jordan Franke	LS	5-11	205	FR	Verona, Wis. (Verona)
DeAngelo Gibbs*	DB	6-1	225	GR	Oxford, Ga. (Grayson/Tennessee)
Jaxon Hughes	OL	6-6	297	R-SR	Greensboro, N.C. (Northern Guilford/ Charlotte)
Jamian Risher Jr.	LB	6-2	213	R-FR	Varnville, S.C. (Wade Hampton)
Campbell Vandiver	OL	6-7	267	FR	Brentwood, Tenn. (Lipscomb Academy)
Lukas Vozech*	TE	6-4	256	FR	Franklin Lakes, N.J. (IMG Academy)

*Enrolled in January 2023
#-No longer on squad.





No complacency.

After consecutive campaigns in which the Gamecocks exceeded preseason expectations, excitement is at a fever pitch to see what's in store for 2023 as South Carolina Football opens its fall preseason camp.

The Gamecocks, beginning the third season of the **Shane Beamer Era**, are coming off an 8-5 season, including a 4-4 mark in the SEC, a one-game improvement both overall and in the SEC, from the 7-6, 3-5 ledger that was posted in Coach Beamer's first year in 2021. The 2022 season was highlighted by three wins over top-15 opponents, as the Gamecocks knocked off No. 13 Kentucky, No. 5 Tennessee and No. 7 Clemson, the final two in back-to-back weeks that wrapped up the regular season. The 2022 season also saw Carolina top Texas A&M for the first time in school history, and continue its mastery over Vanderbilt, defeating the Commodores for the 14th-consecutive time.

By winning eight games in a season for just the 15th time in 129 seasons of intercollegiate football and for the first time since winning eight in 2017, the Gamecock finished the 2022 season ranked 23rd in the country in both the final Associated Press and USA Today Coaches' polls. It marked the first time since 2013 that the Gamecocks finished the season ranked in the top-25 and just the 10th time Carolina has finished the season ranked in the final AP poll.

With 15 wins at the helm of Gamecock Football, Coach Beamer has matched the school record for wins in his first two seasons in Columbia. After winning just six games combined in the two seasons prior to Coach Beamer's arrival, coupled with arrival of the country's 16th-ranked recruiting class, it's no wonder expectations around the program have ratcheted up immensely in the 15 months since Coach Beamer was hired.

But Coach Beamer is quick to remind his troops that, while the trajectory of the program has turned in the right direction, there is still plenty of work to be done to reach the lofty goals of competing for state, conference and national titles. Beamer has made it a point to keep complacency from setting in and allowing the team to rest on its laurels.

Every season is different and 2023 will be no exception. Coach Beamer made a trio of coaching changes during the offseason.

Most of the questions center around what the offense will look like under first-year offensive coordinator/quarterbacks coach **Dowell Loggains**. Loggains, who has spent the past two seasons as the tight ends coach at Arkansas, brings a wealth of experience from the NFL, where he logged stints with six different organizations over 16 years, including seven seasons as an offensive coordinator. Coach Beamer identified Loggains early in the process following the departure of Marcus Satterfield and was able to lure him away from his alma mater, turning over the keys of an offense that showed considerable improvement in 2022 to him.

Loggains spent the spring learning what bullets were available to him and identifying the pieces that would contribute this fall. He was tasked with finding the skills, strength and weaknesses of the group and then creating an offense to maximize the strengths and minimize the weaknesses. His ultimate goal is for the offense is to play to its potential.

Loggains did not bring any coaches with him, as Montario Hardesty returns as the running backs coach and Justin Stepp (who worked with Loggains for a year at Arkansas) is back as the wide receivers coach. However, there was a change made along the offensive line where **Lonnie Teasley**, who served as an interim offensive line coach in 2022, takes over that role in a full-time capacity, replacing **Greg Adkins**, who remains on staff in an analyst role.

On the defensive side of the ball, one change was made following spring drills as former Gamecock standout **Travian Robertson** returned to his alma mater to coach the defensive line. **Clayton White** returns for his third season as the defensive coordinator, along with defensive backs coach **Torrian Gray** and outside linebackers/defensive ends coach **Sterling Lucas**.

Pete Lembo, who was a semifinalist for the Broyles Award, a finalist for Football Scoop's Special Teams Coach of the Year, and Phil Steele's Special Teams Coach of the Year in 2022, returns to head up the special teams units.

As is the case with most teams since the advent of the transfer portal and NIL, the Carolina roster for 2023 has been revamped, and in the case of some position groups, completely overhauled.

The Gamecocks return 37 lettermen from last year's squad, 13 on offense, 20 on defense, and four specialists. Among that group are 10 returning starters, four on both offense and defense, and two specialists. Coach Beamer and his staff backfilled the losses of 31 lettermen including 14 starters, with nine scholarship transfers, eight of whom enrolled in January and a 24-man recruiting class. In addition, nine new walk-ons have been added to the roster, including a couple that have logged playing time at their previous stops.

While the number of returnees isn't necessarily large, several key players return. The strength of the Carolina offense lies in the skill positions.

Headlining the list is quarterback **Spencer Rattler**. Rattler threw for over 3,000 yards in his first season in Columbia and got better as the season progressed, turning in his best performances in the regular season upset wins over Tennessee and Clemson, throwing for 798 yards and eight touchdowns in those two contests.

While not technically considered a returning starter, Rattler has his top receiving target in **Antwane Wells Jr.** back for another season. "Juice" was a first-team All-SEC performer in his first year with the Garnet & Black after catching 68 passes for 928 yards.

Other offensive playmakers are wideouts **Ahmarean Brown** and **Xavier Leggette**, tight end transfers **Trey Knox** and **Joshua Simon**, and all-purpose performer **Dakereon Joyner**.

The strength of the defense should be up the middle led by defensive tackle **Tonka Hemingway**, who had 8.0 tackles for loss and 4.0 sacks a year ago, and Freshman All-American safety **Nick Emmanwori**. Cornerback **Marcellas Dial** and sophomore safety **DQ Smith** figure to be key performers. The defense will be buoyed by the return of linebacker **Mohamed Kaba** and EDGE rusher **Jordan Strachan**, both of whom suffered season-ending knee injuries early in the 2022 campaign.

The Gamecock special teams were simply the best in the country in 2022 and figure to be a strength again in 2023. All-American punter **Kai Kroeger** returns, as does placekicker **Mitch Jeter**, who has yet to miss a field goal in a game. Also returning are deep snapper **Hunter Rogers**, who was a 2022 all-league selection, and **Xavier Leggette**, who set the school's single-season kickoff return average record last season.

The road to reach Atlanta and the SEC Championship Game will be challenging, as the Gamecocks must navigate what has been documented as the toughest schedule in the country. In addition to a gauntlet of eight SEC games including a matchup with two-time defending national champion Georgia, South Carolina steps out of conference to face two of the ACC's best in North Carolina and Clemson.

With that on tap, don't expect complacency to become an issue.



Gamecock Offense

First year offensive coordinator Dowell Loggains believes the best offense is one that plays to its strengths and minimizes its weaknesses, putting the players in the best position to be successful and playing to the fullest potential. While there are certain pillars he wants the offense to establish, how that is accomplished is predicated on the players in the program and having success in the short term while continuing to build the program for the long run. The constants are being sound fundamentally and playing the right way. Of-fense balance is found in getting the ball into the playmakers' hands. The coaches' job is to schematically design what is best to make the players successful and giving the team its best chance to win.

2022 Statistics

Scoring Offense	32.2 (7/39)
Rushing Offense.....	118.8 (12/106)
Passing Offense.....	260.0 (6/41)
Passing Efficiency.....	145.56 (6/35)
3rd Down Percentage.....	388 (10/74)
Total Offense.....	378.8 (9/72)

QUARTERBACK

The quarterback room may be as loaded as it has been in some time at South Carolina. The unquestioned leader is returning starter **Spencer Rattler**. Now in his second year in Columbia, Rattler has taken on more of a leadership role, has a better understanding of what he's comfortable with, and what his strengths and weaknesses are. He looks to build on a campaign in which he threw for more than 3,000 yards including 1,044 in the final three contests. The depth behind Rattler has greatly improved. **Luke Doty** enters the fall as the backup with the most game experience. He is an excellent athlete who makes the program better in a lot of different ways. **Colten Gauthier** has been around the program for some time now and has shown improvement. He is smart, has good size and understands the system. **Tanner Bailey** is a young player who is still learning but is a natural thrower. **LaNorris Sellers** is a freshman who enrolled in January and was impressive during spring drills. He is a hard worker with a tremendous upside and has folks around the program excited for his future.

RUNNING BACK

The running back room may be the thinnest on the squad, as just four scholarship players are available as fall camp opens. Junior **Juju McDowell** is the lone returner who took regular snaps in the backfield last season for the Gamecocks. Whether one guy ends up carrying the load or will the carries be shared by committee remains a question. A bit undersized, running backs coach Montario Hardesty will need to pick and choose how best to utilize McDowell, who is elusive with the ball in his hands. All-purpose performer **Dakereon Joyner** got a long look at running back in the spring and figures to remain at that position as the best opportunity for him to get on the field regularly. Joyner came to Carolina as a quarterback and has spent much of his career at wide receiver. **Mario Anderson** is looking to make the big jump from Division II, where he was an All-American, to the SEC level. He has worked hard to earn the opportunities to get some carries as well. Freshman **Djay Braswell** figures to push for playing time as well. Depth in the room comes in **D.J. Twitty, Bradley Dunn, Nathan Harris-Waynick** and **Chase McCracken**.

WIDE RECEIVER

The wide receiver room has four veterans who figure to get the bulk of the work, but coach Justin Stepp would ideally be able to go six-to-eight deep at the position, so there is an opportunity for some of the younger players to make their mark. The quartet of All-America candidate **Antwane "Juice" Wells Jr., Xavier Legette, Ahmarean Brown** and Memphis transfer **Eddie Lewis** stand out. Wells may be the SEC's top receiver after catching 68 passes for 928 yards a season ago. The next wave includes **Payton Mangrum, O'Mega**

Blake, and **Landon Samson**. **Kylic Horton** and **Zavier Short** have a year under their belts. Five freshmen, including **CJ Adams, Elijah Caldwell, Nyck Harbor, Kelton Henderson** and **Tyshawn Russell** will try to crack the rotation. Harbor has world-class speed while early reviews on Caldwell have been glowing. The room is rounded out by a slew of walk-ons including **Ben Rollins, Joseph Morris, Aaron Morton** and **Eriq Rice**.

TIGHT END

The tight end room has undergone a complete overhaul over the off-season, and tight ends coach Jody Wright is excited about the possibilities that the new group possesses with a good mix of veterans who have played a lot of productive Division I snaps and younger guys who can block and have pass catching ability as well. Arkansas transfer **Trey Knox** reunites with OC Loggains. As a converted wideout, he brings a lot of value in the pass game. Like Knox, **Joshua Simon** has played a lot of football after transferring from Western Kentucky. He can catch the ball and brings good size and toughness to the run game. **Nick Elksnis**, a transfer from Florida, is coming off a good spring where he showed a good ability to block and has a good catch radius. Five true freshmen made their way onto campus this year and add depth to the position on offense and could find their way onto the special teams units in their first season. The quintet includes scholarship players **Connor Cox, Reid Mikeska** and **Kamron Sandlin**, along with walk-ons **Maurice Brown II** and **Lukas Vozeh**.

OFFENSIVE LINE

First-year offensive line coach Lonnie Teasley will be challenged to put together a front five that lost three players in **Eric Douglas, Jovaughn Gwyn** and **Dylan Wonnun** who combined for 124 starts. Teasley's task is to get the five best offensive linemen on the bus and into the right seats. Injuries and inexperience slowed that process somewhat in the spring, so fall camp will be a key time for the O-line. With **Jaylen Nichols** sidelined for at least part if not the whole season, **Jakai Moore, Trai Jones, Vershon Lee** and **Tyshawn Wannamaker** are the returners with the most experience. **Nick Gargiulo** (Yale), **Sidney Fugar** (Western Illinois), **Jaxon Hughes** (Charlotte) and **Ni Mansell** (Mercer), are first-year transfers who could figure into the two-deep. **Cason Henry** impressed last year as a true freshman but is coming off a knee surgery and was not available in the spring. True freshman **Markee Anderson** raised some eyebrows in the spring and could see early action. Other returning linemen include **JonDarius Morgan, Ryan Brubaker, Grayson Mains, Chase Sweigart** and **Mac Walters**. The other true freshmen getting their first taste of college football include **Tree Babalade, Trovon Baugh, Jatavius Shivers** and walk-on **Campbell Vandiver**.



Gamecock Defense

Third-year defensive coordinator Clayton White has some key players to replace, most notably NFL draft picks cornerbacks Cam Smith and Darius Rush, along with defensive tackle Zacch Pickens, but his 4-2-Nickel base set could be better than a year ago at all three levels. The spring gave several players the opportunity to crosstrain at different positions, providing the coaching staff more flexibility and options this fall, while some new concepts were introduced that the unit could “minor” in. The strength of the defense will be up the middle, with more SEC-ready bodies available at defensive tackle, a young linebacker room that is more athletic and figures to get better as the season progresses and two of the best safeties in the land.

2022 Statistics	
Scoring Defense	28/8 (10/87)
Rushing Defense	198.0 (13/117)
Passing Defense	206.7 (5/34)
Pass Efficiency Defense.....	121.76 (7/27)
Opponents’ 3rd Down Pct.	434 (12/114)
Total Defense	404.7 (10/89)

DEFENSIVE LINE

The biggest adjustment along the defensive line comes in the coaching staff as former Gamecock standout Travian Robertson took over as the defensive line coach following spring drills, replacing Jimmy Lindsey who left to pursue another opportunity. While Robertson is new to the staff, he is very familiar with the program and head coach Shane Beamer, who was a Carolina assistant coach during Robertson’s playing days. Robertson’s task will be to get his unit, the first line of defense, to do its part in stopping the run, something that has plagued Carolina at times in the recent past. Despite the loss of NFL draft pick Zacch Pickens, the defensive tackle position figures to be one of strength. **Tonka Hemingway** headlines the position after logging 8.0 tackles for loss and 4.0 sacks a year ago. Hemingway also has the position flexibility to move to an edge rusher position. **Alex Huntley**, **Nick Barrett** and **T.J. Sanders** are all upperclassmen who have garnered a wealth of experience and look ready to take the next step in their development. **Elijah Davis** joined the squad in the spring after a stint at East Mississippi C.C. where he was considered the top JUCO defensive tackle in the country. A trio of redshirt freshmen in **Felix Hixon**, **D’Andre Martin** and **Jamaal Whyce** are in their second year in the program and figure to push for consistent playing time. True freshman **Xzavier McLeod** is a big-bodied newcomer who has an intriguing skill set.

EDGE

Second year outside linebackers/defensive ends coach Sterling Lucas has a group that is capable, but staying healthy will be a key, as the Gamecocks look to put pressure on the opposing quarterbacks. Veteran **Jordan Strachan** returns for his seventh year in an injury-plagued career. He played in just two games in 2022 before suffering a season-ending ACL injury. When healthy, he can be an effective pass rusher, as exhibited by his FBS-leading 10.5 sacks during the 2020 season while a member of the Georgia State Panthers. **Terrell Dawkins** is a redshirt senior who began his career at NC State where he recorded 9.0 tackles for loss with 4.5 sacks in 2020. He was limited to just three games a year ago before sitting out the remainder of the season with a knee injury. **Tyreek Johnson** is in his sixth year in the program, having overcome several injuries of his own during that time. He can be a sneaky-good pass rusher. **Jatius Geer** joined the unit this summer after spending two years at Syracuse. He is coming off a productive 2022 campaign in which he logged 6.5 tackles for loss including 3.5 sacks for the Orange. **Bryan Thomas Jr.** is bit undersized at the position, but got his feet wet a year ago as a true freshman and has shown a good burst. Freshman newcomer **Desmond Umeozulu** certainly looks the part at 6-6 and 240 pounds and will get an opportunity to contribute. **Tonka Hemingway** is also a candidate to slide outside to assist.

LINEBACKERS

While the linebacking corps lost a couple of veterans in Sherrod Greene and Brad Johnson who played a lot of football at South Carolina, this year’s unit, while relatively inexperienced, is more athletic and figures to only improve as the season progresses. The unit could become a strength if **Mohamed Kaba** is able to get back to full strength. Kaba suffered an ACL injury in the second game of the season a year ago. He is an aggressive player who can be really good if healthy. **Bam Martin-Scott** is in his third season in Columbia after beginning his career playing JUCO ball in Dodge City (Kan.). He is a “flex” linebacker who is working to become an every down backer this season and is expected to see significant playing time. **Debo Williams** is a downhill linebacker who can make impact plays. He just needs to continue to gain consistency. Sophomores **Stone Blanton** and **Donovan Westmoreland** look to take the next step this year. Blanton has worked hard in the weight room and figures to look like a different player this fall. Westmoreland brings a physical presence and has flashed at times. **Grayson “Pup” Howard** is expected to make an immediate impact as a true freshman. While still learning the “ins and outs” of the scheme, he has the speed, size and strength to get on the playing field early in his career. **Jaron Willis** transferred in the spring from Ole Miss. he is a young developmental player who is fluid and athletic. **Colin Bryant**, **Andrew Colasurdo**, **Ronnie Porter** and **Jamian Risher Jr.** are walk-ons who round out the unit.

DEFENSIVE BACKS

The biggest hole to fill on the defense comes in the secondary at the cornerback position where defensive backs coach Torrian Gray must replace a pair of NFL-caliber players in Cam Smith and Darius Rush. Coach Gray feels very good about the first five he can put on the field, a quintet that would include two of the best young safeties in the nation in true sophomores **Nick Emmanwori** and **DQ Smith**. Experienced corners return in **Marcellas Dial** and **O’Donnell Fortune**, while getting a healthy **David Spaulding** back from a foot injury that derailed his 2022 season, would be a huge plus. There are plenty of candidates pushing for a spot in the two-deep. Seventh-year player **DeAngelo Gibbs** looks to regain the form that made his a highly regarded recruit coming out of high school. **B.J. Gibson** and **Isaiah Norris** are redshirt seniors looking to solidify a role. **Kajuan Banks**, **Emory Floyd**, **Keenan Nelson Jr.** and **Peyton Williams** are all second-year performers looking to improve their stock. A quarter of newcomers in **Judge Collier**, **Jalon Kilgore**, **Zahbari Sandy** and **Vicari Swain**, will have an opportunity based on how quickly they can pick up the scheme to allow their athleticism to take over and play fast. They are candidates to help on special teams as well. The returning walk-ons are **King-Demenian Ford**, **Landon Grier**, **Joseph Byrnes** and **Jace Blackshear**.



Gamecock Special Teams

When the head coach carries the surname “Beamer,” you know an emphasis will be placed on special teams. That has certainly been the case over the past two years at South Carolina. The only question now is, “What can they do for an encore?” Special teams savant Pete Lembo had the Gamecocks’ special teams ranked first in all the statistical metrics among FBS schools in 2022. They were outstanding in every facet, ranking fourth in the country in punt returns, fifth in kickoff returns, seventh in net punting, 23rd in opponent kickoff returns and 27th in opponent punt returns. They also blocked six kicks including five punts and scored five special teams touchdowns. The key performers return, led by All-America punter Kai Kroeger.

2022 Statistics

Kickoff Returns.....	25.1 (2/5)
Kick Return Defense.....	17.3 (2/23)
Punt Returns.....	16.6 (2/4)
Punt Return Defense.....	4.6 (4/27)
Net Punting.....	42.8 (2/7)

PLACEKICKER

What projected as a huge question mark entering last season became a strength. **Mitch Jeter** won the job replacing the school’s all-time leading scorer in Parker White in fall camp, and never looked back. He converted all 11 of his field goal attempts, becoming the first Gamecock in history to hit from 50-plus yards twice in the same game, and led the team with 75 points. Jeter is back in 2023 and heads up a unit that has converted 27 of its last 28 field goal opportunities. **Alex Herrera** is a capable backup and will continue to push Jeter. **Daniel Lester** joined the competition last fall, while **Peyton Argent** is a newcomer who figures to provide depth in his first season as a Gamecock.

PUNTER

Once again, the competition at punter figures to be more for the backup role than the starter. Fourth-year punter **Kai Kroeger** is the prohibitive favorite to lock down the number one duties again this season. He averaged 46.1 yards per punt a year ago with a long of 79 yards and placed 29 of his 58 punts inside the 20. An excellent athlete, Kroeger is also a weapon who can throw the ball, as he has completed all six of his career passes for 173 yards and three touchdowns. Kroeger was a near unanimous first-team All-SEC selection a year ago while garnering All-America honors from several media outlets. Kroeger is a 2023 preseason second team All-America according to both Athlon and Phil Steele. **Alex Herrera** figures to be the backup punter with **William Joyce** and newcomer **Peyton Argent** providing depth.

KICKOFF SPECIALIST

The competition for the kickoff duties isn’t quite as cut-and-dried as it is for the starting placekicker and punter roles. **Mitch Jeter** has probably the strongest leg and the most game experience, having handled the bulk of the duties a year ago, and is certainly in line to do so again this fall. He boomed 50 of his 75 kickoffs for touchbacks a year ago. His accuracy also improved as he was able to put the ball where asked more often than not. When Coach Lembo elects to to spot a shorter kick in the field of play, **Alex Herrera** could get the nod. in the event Lembo feel confident enough in another kicker handling those chores to allow Jeter to save his leg and focus solely on placements, **Daniel Lester** and/or **Peyton Argent** are candidates who will get a look in fall camp.

LONG SNAPPER

The Gamecocks return one of the best long snappers in the country in **Hunter Rogers**. Rogers, a redshirt junior from Columbia, handles both the long- and short-snapping duties for Carolina. He earned second team all-conference accolades a year ago and is a candidate for postseason recognition again. He also showed his athleticism by catching a touchdown pass on a fake field goal in the 2022 TaxSlayer Gator Bowl against Notre Dame. **Cole Rasmussen** continues to hone his craft and improve on his consistency as a solid backup. He will look to hold off newcomer **Jordan Franke** for the backup role behind Rogers.

HOLDER

It may be hard to fathom, but **Kai Kroeger**, the All-American punter who is also a perfect 6-for-6 in throwing the ball, may be the most impressive when he is handling snaps on placements. A finalist for the Mortell Award, which recognizes the nation’s top holder, Kroeger is simply one of the best that long-time special teams coach Pete Lembo has worked with, and that list is extensive. Kroeger has showed tremendous hands on errant snaps, allowing first Parker White and more recently Mitch Jeter to convert the kick. **Alex Herrera** is a good holder in his own right, and should something unforeseen happen to Kroeger, Herrera figures to be the next man in. **William Joyce** is also working at the position.

KICK RETURNER

Plenty of candidates emerge in the return game, but the odds-on-favorite for the starting kick returner duties must be **Xavier Legette**. Legette set the school record for best kickoff return average with a minimum of 15 returns by averaging 29.4 yards last season, buoyed by a 100-yard return for a touchdown that opened the game against Texas A&M. **Juju McDowell** is another candidate after ranking fourth in the SEC in kickoff return yards in 2021 while earning Freshman All-SEC honors as an All-Purpose Back. He averaged over 26 yards per kick return that season with a long of 63. **Antwane Wells** and **Dakereon Joyner** are other returning names to consider, while some of the freshmen newcomers could add depth.

PUNT RETURNER

Ahmarean Brown returns and figures to compete for the starting punt returner duties along with newcomer **Eddie Lewis**. Brown returned four punts a year ago and also fielded 11 punts during his two-year stint at Georgia Tech. Lewis had success at Memphis, returning 27 punts for 255 yards with a touchdown a year ago. **Jalon Kilgore** had a good spring and provides a solid third option entering the fall.

Starters Returning (10)

Offense (4): WR Xavier Legette, LG Jakai Moore, LT Jaylen Nichols, QB Spencer Rattler.

Defense (4): CB Marcellas Dial, S Nick Emmanwori, DT Tonka Hemingway, S DQ Smith.

Specialists (2): PK Mitch Jeter, P Kai Kroeger.

Starters Lost (14)

Offense (7): TE Nate Adkins, WR Jalen Brooks, OC Eric Douglas, RG Jovauhn Gwyn, RB Marshawn Lloyd, TE Austin Stogner, RT Dylan Wonnum.

Defense (7): EDGE Jordan Burch, EDGE Gilber Edmond, LB Sherrod Greene, LB Brad Johnson, DT Zacch Pickens, CB Darius Rush, CB Cam Smith.

Specialists (0): None.

Lettermen Returning (37)

Offense (13): Ahmarean Brown, Luke Doty*, Trai Jones, Dakereon Joyner, Vershon Lee, Xavier Legette, Payton Mangrum, Juju McDowell, Jakai Moore, Jaylen Nichols, Spencer Rattler, Tyshawn Wannamaker, Antwane Wells Jr.

Defense (20): Kajuan Banks, Nick Barrett, Stone Blanton, Marcellas Dial, Nick Emmanwori, King-Demenian Ford, O'Donnell Fortune, B.J. Gibson, Tonka Hemingway, Alex Huntley, Tyreek Johnson, Mohamed Kaba*, Bam Martin-Scott, T.J. Sanders, DQ Smith, David Spaulding, Jordan Strachan*, Bryan Thomas Jr., Donovan Westmoreland, Debo Williams.

Specialists (4): Alex Herrera, Mitch Jeter, Kai Kroeger, Hunter Rogers.

Lettermen Lost (31)

Offense (16): Nate Adkins, Rashad Amos, Christian Beal-Smith, Jaheim Bell, Jalen Brooks, Wyatt Campbell, Lovesea Carroll, Eric Douglas, Jovauhn Gwyn, Traevon Kenion, MarShawn Lloyd, Hank Manos, Austin Stogner, Chad Terrell*, Josh Vann, Dylan Wonnum.

Defense (14): Jordan Burch, Gilber Edmond, Hot Rod Fitten*, Sherrod Greene, Brad Johnson, Zacch Pickens, Devonni Reed, R.J. Roderick*, Tyrese Ross, Darius Rush, Rick Sandidge*, Cam Smith, Darryle Ware, M.J. Webb.

Specialists (1): Matthew Bailey.

*Did not letter in 2022 but lettered in a previous season.

Geographical Breakdown

Alabama (4)

Anniston
Kamron Sandlin

Birmingham
JonDarius Morgan

Gordo
Tanner Bailey

Hoover
Peyton Argent

Arizona (1)

Phoenix
Spencer Rattler

Delaware (1)

Smyrna
Debo Williams

District of Columbia (2)

Washington D.C.
Nyckoles Harbor
Zahbari Sandy

Florida (10)

Fort Lauderdale
Landon Grier

Jacksonville
Connor Cox
Nick Elksnis
Grayson Howard

Land O' Lakes
Daniel Lester

Lehigh Acres
Kelton Henderson

Miami
Jamaal Whyce

Tallahassee
Kajuan Banks

Tampa
Ahmarean Brown

Windemere
Bryan Thomas Jr.

Georgia (18)

Atlanta
Trovon Baugh

Bethlehem
Colten Gauthier

Carrollton
Vicari Swain

Cumming
Grayson Mains

Eatonton
Jalon Kilgore

Griffin
Donovan Westmoreland

Jackson
Felix Hixon

Kingsland
Jordan Strachan

Leesburg
Juju McDowell
Jaron Willis

Mableton
CJ Adams

Marietta
Emory Floyd
B.J. Gibson
Cason Henry

Oxford
DeAngelo Gibbs

Riceboro
David Spaulding

Sandersville
Djay Braswell

Villa Rice
Jatavius Shivers

Illinois (1)

Lake Forest
Kai Kroeger

Indiana (1)

Fort Wayne
Bam Martin-Scott

Maryland (4)

Hyattsville
Tosin Babalade

Upper Marlboro
Maurice Brown II
Desmond Umeozulu

Waldorf
Sidney Fugar

Mississippi (1)

Jackson
Stone Blanton

New Jersey (1)

Franklin Lakes
Lukas Vozeh

New York (2)

Harlem
Eddie Lewis

Yorktown Heights
Nic Gargiulo

North Carolina (7)

Charlotte
Jaylen Nichols

Clinton
Mohamed Kaba

Concord
Terrell Dawkins

Durham
D'Andre Martin

Goldsboro
Nick Barrett

Greensboro
Jaxon Hughes

Salisbury
Mitch Jeter

Ohio (1)

Cincinnati
Aaron Morton

Pennsylvania (3)

Harrisburg
Tyshawn Russell

Philadelphia
Keenan Nelson Jr.

Stevens
Ryan Brubaker

South Carolina (48)

Abbeville
Trai Jones

Anderson
Jatius Geer
Isaiah Norris
Ni Mansell

Blythewood
King-Demenian Ford
Alex Huntley

Camden
Joseph Byrnes
Xzavier McLeod
Joseph Morris

Chapin
Zavier Short
Chase Sweigart

Columbia
Bradley Dunn
Alex Herrera
Ronnie Porter
Eriq Rice
Hunter Rogers
DQ Smith

Conway
Tonka Hemingway

Dalzell
Joshua Simon

Florence
LaNorris Sellers

Fort Mill
Cole Rasmussen

Greenville
Payton Mangrum

Hilton Head
Jace Blackshear
Chase McCracken

Inman
Andrew Colasurdo
Ben Rollins
D.J. Twitty

Irmo
Nick Emmanwori

Marion
T.J. Sanders

Mt. Pleasant
Colin Bryant

Mullins
Xavier Legette

Myrtle Beach
Luke Doty
Mac Walters

North Charleston
Dakereon Joyner

Rock Hill
O'Mega Blake
Elijah Caldwell
Judge Collier

Roebuck
Markee Anderson

Santee
Kylic Horton

Spartanburg
William Joyce

St. Matthews
Tyshawn Wannamaker

Summerville
Mario Anderson

Sumter
O'Donnell Fortune
Nathan Harris-Waynick
Tyreek Johnson

Varnville
Jamian Risher

Wagener
Elijah Davis

Woodruff
Marcellas Dial

Tennessee (2)

Brentwood
Campbell Vandiver

Murfreesboro
Trey Knox

Texas (3)

Cypress
Reid Mikeska

Heath
Peyton Williams

Southlake
Landon Samson

Virginia (3)

Nokesville
Jakai Moore

Richmond
Antwane Wells Jr.

Woodbridge
Vershon Lee

Wisconsin (1)

Verona
Jordan Franke

2022 Final Polls

Associated Press

1.	Georgia (63)	15-0	1575
2.	TCU	13-2	1484
3.	Michigan	13-1	1438
4.	Ohio State	11-2	1394
5.	Alabama	11-2	1303
6.	Tennessee	11-2	1294
7.	Penn State	11-2	1200
8.	Washington	11-2	1097
9.	Tulane	12-2	1025
10.	Utah	10-4	876
11.	Florida State	10-3	814
12.	Southern California	11-3	795
13.	Clemson	11-3	791
14.	Kansas State	10-4	784
15.	Oregon	10-3	758
16.	LSU	10-4	757
17.	Oregon State	10-3	742
18.	Notre Dame	9-4	535
19.	Troy	12-2	322
20.	Mississippi State	9-4	320
21.	UCLA	9-4	243
22.	Pittsburgh	9-4	233
23.	South Carolina	8-5	180
24.	Fresno State	10-4	164
25.	Texas	8-5	95

AFCA Coaches

1.	Georgia (63)	15-0	1575
2.	TCU	13-2	1482
3.	Michigan	13-1	1423
4.	Ohio State	11-2	1404
5.	Alabama	11-2	1329
6.	Tennessee	11-2	1273
7.	Penn State	11-2	1199
8.	Washington	11-2	1091
9.	Tulane	12-2	981
10.	Florida State	10-3	926
11.	Utah	10-4	878
12.	Clemson	11-3	839
13.	Southern California	11-3	829
14.	Kansas State	10-4	769
15.	LSU	10-4	766
16.	Oregon	10-3	708
17.	Oregon State	10-3	690
18.	Notre Dame	9-4	498
19.	Mississippi State	9-4	364
20.	Troy	12-2	314
21.	UCLA	9-4	238
22.	Pittsburgh	9-4	193
23.	South Carolina	8-5	164
24.	Fresno State	10-4	134
25.	Texas	8-5	69

QUICKLY: 2023 marks year three of the Shane Beamer Era and the 130th season of intercollegiate football at the University of South Carolina, dating back to 1892. It is the 117th-consecutive year in which South Carolina has competed on the gridiron. The University did not field a team in either 1893 or 1906. Carolina owns an all-time record of 629-606-44, a .509 winning percentage. Since the start of the 21st century, the Gamecocks have posted a 163-124 record, a .568 winning clip.

IT JUST MEANS MORE: The 2023 season marks South Carolina's 32nd year in the Southeastern Conference. South Carolina and Arkansas joined the SEC prior to the 1992 campaign. The Gamecocks earned its lone SEC Eastern Division title in the 2010 season. The Gamecocks are 106-143-1 (.426) all-time in SEC regular season play.

WE MAY NEVER PASS THIS WAY AGAIN: The 2023 season will mark the final year that the Southeastern Conference will compete in the East and West divisional format with six intradivision games, one "permanent" cross over opponent and a rotating opponent from the opposite division. In 2024, Texas and Oklahoma will join the conference and the league will merge into one 16-team division.

THE FALL CALENDAR: The Gamecocks will officially report for fall camp on Thursday, Aug. 3, with the first fall practice scheduled for Friday, Aug. 4. The Gamecocks will generally practice in the mornings. The first three days will be in helmets. Shells will be added for practices 4 and 5. The first day of full pads will be Thursday, Aug. 10. Scrimmages are tentative set for Saturday, Aug. 12 and Saturday, Aug. 19. Fall classes will begin on Thursday, Aug. 24 and the active roster can expand at that time.

TOUGH SLATE: The Gamecocks have the toughest schedule in FBS in 2023, according to *Sports Illustrated*. The publication said, "The Gamecocks look ahead to what could be college football's toughest schedule: opening against North Carolina and then going to Georgia just two weeks later, and then to Tennessee two weeks after that, with home dates against Kentucky and Clemson to close out." South Carolina's 2023 opponents won 66 percent of its games in 2022.

BIG WEEKENDS: South Carolina has several big weekends on tap for home football games in 2023. The Mississippi State game on Sept. 23 has been tabbed as Family Weekend on the USC campus. The annual Homecoming week festivities culminate on Oct. 14 when the Gamecocks host Florida. That Florida game is also the "Fair Game" when the South Carolina state fair takes place adjacent to Williams-Brice Stadium. The popular "Salute the Troops" game is scheduled for Nov. 11 when USC faces Vanderbilt.

ON-FIELD STAFF CHANGES: The Gamecocks have three new on-field assistant coaches for the 2023 season. **Dowell Loggains** takes over as the offensive coordinator and quarterbacks coach. Loggains most recently was the tight ends coach at Arkansas but has spent much of his career in the NFL, logging 16 years with six different organizations. He served primarily as a quarterbacks coach but also totaled seven seasons as an offensive coordinator. **Lonnie Teasley** moves from an analyst role into an on-field position as the offensive line coach. Teasley, who begins his third year with the Gamecocks, served as the O-line coach last season on an interim basis. **Greg Adkins**, who worked as Carolina's offensive line coach in each of the past two seasons, remains on staff in an analyst role, basically flip-flopping positions with Teasley. He will remain heavily involved with the offensive line. Former Gamecock **Travian Robertson** is the newest member of the on-field staff, joining the team following spring ball as the defensive line coach. Robertson worked at Tulane in 2022, helping the Green Wave to a top-10 finish, after a three-year stint at Georgia State under former Gamecock assistant and interim head coach Shawn Elliott.

2022 IN REVIEW: South Carolina concluded the 2022 season with a record of 8-5, including a 4-4 mark in the SEC, a one-game improvement both overall and in the SEC from the 2021 season. After being pegged for fifth by the media in the pre-season, the Gamecocks finished third in the SEC Eastern Division behind National Champion Georgia and No. 6 Tennessee. The Gamecocks won eight or more games in a season for the 15th time in 129 seasons of intercollegiate football and for the first time since winning eight games in 2017.



Five Gamecocks, including Cam Smith (2nd round-Dolphins), Zach Pickens (3rd round-Bears), Darius Rush (5th round-Colts), Jovaughn Gwyn (7th round-Falcons) and Jalen Brooks (7th round-Cowboys) were selected in the 2023 NFL Draft.

Career Start Chart

Player	'17	'18	'19	'20	'21	'22	All
Xavier Legette	-	-	3	6	4	7	20
Jakai Moore	-	-	2	6	3	8	19
Jaylen Nichols	-	-	4	0	7	7	18
Marcellas Dial	-	-	JC	JC	7	10	17
Vershon Lee	-	-	-	1	9	7	17
Spencer Rattler	-	-	OK	OK	OK	13	13
Nick Emmanwori	-	-	-	-	-	12	12
Tonka Hemingway	-	-	-	3	0	9	12
DQ Smith	-	-	-	-	-	11	11
T. Wannamaker	-	-	-	RS	7	4	11
Dakereon Joyner	-	RS	0	2	7	1	10
David Spaulding	-	-	RS	GSO	5	2	7
Luke Doty	-	-	-	2	4	0	6
Antwane Wells Jr.	-	-	-	JM	JM	6	6
Mohamed Kaba	-	-	RS	3	0	2	5
Juju McDowell	-	-	-	-	2	2	4
Ahmarean Brown	-	-	GT	GT	1	2	3
Alex Huntley	-	-	-	RS	0	3	3
Trai Jones	-	-	-	RS	0	3	3
O'Donnell Fortune	-	-	-	RS	0	2	2
Jordan Strachan	GS	GS	GS	GS	0	2	2
Debo Williams	-	-	-	D	0	2	2
B.J. Gibson	-	-	N	N	0	1	1
Keenan Nelson Jr.	-	-	-	-	-	1	1

Note: South Carolina Starts Only
 RS-Redshirt GT-Georgia Tech
 JC-Junior College JM-James Madison
 D-Delaware N-Navy
 GSO-Georgia Southern OK-Oklahoma
 GS-Georgia State

Pronunciation Guide

Tree Babalade.....	bab-uh-LA-day
Kajuan Banks.....	kuh-WAHN
Ahmarean Brown.....	ah-MAR-e-un
Terrell Dawkins.....	turr-EL
Luke Doty.....	DOE-tee
Nick Elksnis.....	ELKS-nis
Nick Emmanwori.....	EE-man-WORE-ee
Jordan Franke.....	Frawn-kee
Sidney Fugar.....	FOO-garr
Nick Gargiulo.....	garr-JEW-low
Colten Gauthier.....	GOTH-e-air
Jatius Geer.....	juh-TY-us GEAR
Trai Jones.....	TREY
Dakereon Joyner.....	duh-CARE-ee-on
Mohamed Kaba.....	KAH-buh
Jalon Kilgore.....	JAY-lun
Kai Kroeger.....	rhymes with sky
Xavier Legette.....	ZAY-v-ur la-GET
Dowell Loggains.....	LOG-uns
Ni Mansell.....	NIGH man-SELL
Xzavier McLeod.....	X-ZAY-v-ur
Reid Mikeska.....	muh-KESS-kuh
Jakai Moore.....	juh-KIGH
Jatavius Shivers.....	juh-TAY-vee-us SHIV-urs
Jordan Strachan.....	STRAHN
Desmond Umeozulu.....	you-MUH-zoo-loo
Lukas Vozech.....	vo-ZAY
Jamaal Whyce.....	WHYSS
Jaron Willis.....	JARE-un

IN THE POLLS: The Gamecocks were ranked 23rd in the country in both the final Associated Press and USA Today Coaches' polls. It marked the first time since the 2013 season that the Gamecocks finished the season ranked in the top-25 and the 10th time Carolina has finished the season ranked in the final AP poll.

FINAL AP RANKINGS: Here are the 10 seasons in which Carolina finished ranked in the AP final poll:

Year	RK	Year	RK
2013	4	1958	15
2012	8	1987	15
2011	9	2000	19
1984	11	2010	22
2001	13	2022	23

RARE AIR: The Gamecocks defeated No. 5 Tennessee and No. 7 Clemson in the final two games of the 2022 regular season, the first time Carolina has posted back-to-back wins over top-10 teams in school history. It was just the seventh time in history that a school has defeated AP Top-10 opponents in consecutive weeks as an unranked team, and the first to do so since 2003.

DOWN THEY GO: The Gamecocks posted three wins over ranked teams, defeating No. 13 Kentucky, No. 5 Tennessee and No. 7 Clemson during the 2022 season. It was the sixth time in school history that Carolina defeated three ranked teams in the same season and the first time since 2013. It was also the first time that Carolina defeated three teams that were all ranked in the nation's top 15.

THEY REMEMBER NOVEMBER: South Carolina turned its season-ending "Orange Crush" slate into "Orange Hush" with a pair of wins over nationally-ranked Tennessee and Clemson in the final two games of the regular season. Carolina put together arguably the best offensive game in school history in a 63-38 rout of No. 5 Tennessee in Columbia on No. 19. The Gamecocks scored touchdowns on nine of 10 possessions with one punt. Two other possessions ended when the clock ran out in each

half. The Gamecocks then went to Clemson and overcame an early 14-point deficit to upset the seventh-ranked Tigers, 31-30. Here are the top wins in school history based on the AP rankings:

BEST WINS IN SOUTH CAROLINA HISTORY

No.	Date	Opponent	AP Rank	Score
1.	10/09/10	vs Alabama	1	35-21
2.	10/24/81	at North Carolina	3	31-13
	10/12/19	at Georgia	3	20-17
4.	09/24/09	vs Ole Miss	4	16-10
5.	10/06/12	vs Georgia	5	35-7
	10/26/13	at Missouri	5	27-24
	11/19/22	vs Tennessee	5	63-38
8.	09/24/88	vs Georgia	6	23-10
	11/30/13	at Clemson	6	31-17
	09/13/14	vs Georgia	6	38-35

WELCOME TO THE 803: Not surprisingly, the Gamecocks 114-man roster has a distinct Palmetto State flavor to it, as 48 players, or 42 percent of the roster, hail from the Palmetto state. Regional states Georgia (18), Florida (10) and North Carolina (7) follow. All told, 19 states plus the District of Columbia are represented on the 2023 roster.

THEY'RE BACK: The Gamecocks welcome 37 returning letterwinners to open the 2023 fall camp. The lettermen consist of 13 offensive players, 20 on defense and four specialists.

RETURNING STARTERS: The Gamecocks list 10 returning starters of a possible 24 (offense, defense, punter, placekicker) from the 2022 squad, four on offense, four on defense and both specialists. The returning offensive starters are WR **Xavier Legette**, LG **Jakai Moore**, LT **Jaylen Nichols**, and QB **Spencer Rattler**. The returning defensive starters are CB **Marcellas Dial**, S **Nick Emmanwori**, DT **Tonka Hemingway**, and S **DQ Smith**. The specialist are PK **Mitch Jeter** and P **Kai Kroeger**.

EVERY TIME OUT: The Gamecocks had four players start all 13 games in 2022 including EDGE **Jordan Burch**, OC **Eric Douglas**, RG **Jovaughn Gwyn**, and QB **Spencer Rattler**. Rattler is the only returnee.



South Carolina was selected as the National Team of the Week following their win over No. 5 Tennessee during the 2022 season. It marked the fifth time since 2002 that the Gamecocks have been honored as the National Team of the Week. Previous recognitions came after wins over Tennessee (2005), Florida (2005), Alabama (2010) and Georgia (2019).

GONE BUT NOT FORGOTTEN: The Gamecocks said good-bye to 31 letterwinners including 14 starters off last year's team, seven on offense and seven on defense. The departed starters include TE **Nate Adkins**, WR **Jalen Brooks**, OC **Eric Douglas**, RG **Jovaughn Gwyn**, RB **Marshawn Lloyd**, TE **Austin Stogner**, and RT **Dylan Wonnum** on the offensive side of the ball, and EDGE **Jordan Burch**, EDGE **Gilber Edmond**, LB **Sherrod Greene**, LB **Brad Johnson**, DT **Zacch Pickens**, CB **Darius Rush** and CB **Cam Smith** on defense.

SUPER SENIORS: The Gamecocks list 10 players whose eligibility would have expired had not the NCAA allowed the 2020 season to be a "free" year. Those "super" seniors are WR **Ahmarean Brown**, OL **Nick Gargiulo**, DB **DeAngelo Gibbs**, WR **Dakereon Joyner**, TE **Trey Knox**, WR **Xavier Legette**, WR **Eddie Lewis**, OL **Jaylen Nichols**, EDGE **Jordan Strachan** and RB **D.J. Twitty**.

ONE FOR THE THUMB: With the NCAA rule allowing for an extra year, three Gamecocks - WR **Dakereon Joyner**, WR **Xavier Legette** and OL **Jaylen Nichols** - can become five-year letterwinners.

EARN YOUR STRIPES: The Gamecocks have started nine true freshmen in the season opener since 2009, but none since 2019. Here is the list of first-game starters:

2009	Stephon Gilmore
2010	Marcus Lattimore
2011	Jadeveon Clowney
2014	Bryson Allen-Williams
2014	Al Harris
2016	Bryan Edwards
2018	Jaycee Horn
2019	John Dixon
2019	Jammie Robinson

UTILIZING THE PORTAL: The Gamecocks' roster features 10 scholarship transfers, including nine who enrolled in January. The list includes RB **Mario Anderson** (Newberry), DT **Elijah Davis** (East Mississippi C.C.), TE **Nick Elksnis** (Florida), OL **Sidney Fugar** (Western Illinois), OL **Nick Gargiulo** (Yale), TE **Trey Knox** (Arkansas), WR **Eddie Lewis** (Memphis), TE **Joshua Simon** (Western Kentucky) and LB **Jaron Willis** (Ole Miss). **Jatius Geer** (Syracuse) joined the squad in the summer. In addition, DB **DeAngelo Gibbs** joined the team as a graduate transfer walk-on from Tennessee, OL **Jaxon Hughes** joined the squad as a walk-on from Charlotte and OL **Ni Mansell** came from Mercer.

IT'S A NUMBERS GAME: Carolina returns 33 percent of its rushing yards, 100 percent of its passing yards and 49 percent of its receiving yards from 2022. **Juju McDowell** (219 yards) is the only returning rusher who gained more than 100 yards on the ground last season, while **Antwane Wells Jr.** (928 yards) is the top returning receiver. The Gamecocks' top returning passer is **Spencer Rattler**, who threw for 3,026 of the Gamecocks' 3,380 yards last season. Four of the squad's top seven tacklers return for the 2023 season, including team-leader **Nick Emmanwori** (85 tackles), **DQ Smith** (54), **Marcellas Dial** (45) and **Debo Williams** (43 tackles). **Tonka Hemingway** (8.0 tackles for loss, 4.0 sacks) is the top returner in those two categories, while **Marcellas Dial** recorded three interceptions and 12 pass breakups a year ago.



Josh Vann (2021) and Nate Adkins (2022) were selected by The ESPN Sunday NFL Countdown team as the 2021 and 2022 recipients of the "You Got Mossed" award given to the college or professional player with the best catch of the season.

INJURIES ARE A FACTOR: A handful of Gamecocks did not participate during the spring as they continued to recover from injuries. Those five are DT **Tonka Hemingway**, OL **Cason Henry**, LB **Mohamed Kaba**, DB **David Spaulding** and EDGE **Jordan Strachan**. All are expected to be ready this fall. OL **Jaylen Nichols**, a returning starter at left tackle, suffered an injury during the Garnet & Black Spring Game and will be sidelined for much, if not all, of the 2023 season.

CAPTAIN, MY CAPTAIN: Quarterback **Spencer Rattler** returns after being one of five permanent team captains from the 2022 squad. The other permanent captains named for the 2022 season were OC **Eric Douglas**, OL **Jovaughn Gwyn**, LB **Brad Johnson** and DT **Zacch Pickens**.

FIRST THREE GAMES SET: South Carolina will open the 2023 season under the lights, with 7:30 pm kick set for Sept. 2 at Bank of America Stadium in Charlotte against North Carolina. That contest will be televised nationally on ABC. The home opener, scheduled for Sept. 9 against Furman, is also a 7:30 pm kick and will be streamed on SECN+. The conference opener at two-time defending national champion Georgia on Sept. 16 is a 3:30 pm kick and will be televised nationally on CBS. It's USC's first appearance on CBS since 2019 vs. Alabama.

GETTING INTO THE SAAC: **Tonka Hemingway**, **Kai Kroeger** and **Vershon Lee** will represent football on the University's Student-Athlete Advisory Committee (SAAC) for the 2023-24 school year. Kroeger is also South Carolina's representative on the SEC Football Council.

2023 Spring Award Winners

Joe Morrison Offensive Player of the Spring.....	Spencer Rattler
Rex Enright Defensive Player of the Spring.....	T.J. Sanders
Jim Carlen Special Teams Player of the Spring.....	DQ Smith and Juju McDowell
The President's Outstanding Student-Athlete Award.....	Tyreek Johnson and Kai Kroeger
Harold White GPA Award:	
Offense	Colten Gauthier
Defense	Joseph Byrnes
Special Teams	William Joyce
Most Improved Award:	
Offense	Dakereon Joyner and O'Mega Blake
Defense	O'Donnell Fortune
Special Teams	Bradley Dunn
Gamecock Toughness Award:	
Offense	Nick Gargiulo and Josh Simon
Defense	Tyreek Johnson
South Carolina Spirit Award:	
Offense	Juju McDowell
Defense	Alex Huntley and T.J. Sanders

TOTING THE SHEEPSKIN: Twenty-one Gamecocks are on pace to have their degrees in hand when the 2023 season begins. Sixteen will have earned a diploma from the University of South Carolina, including **Ahmarean Brown, Terrell Dawkins, Marcellas Dial, B.J. Gibson, Alex Herrera, Tyreek Johnson, Trai Jones, Dakereon Joyner, Xavier Legette, Bam Martin-Scott, Jakai Moore, Jaylen Nichols, David Spaulding, Jordan Strachan, D.J. Twitty** and **Tyshawn Wannamaker. Nick Garguilo** (Yale), **DeAngelo Gibbs** (Tennessee), **Trey Knox** (Arkansas), **Eddie Lewis** (Memphis) and **Joshua Simon** (Western Kentucky) have degrees from other four-year institutions.

STARGAZING: The Gamecocks have several players who could earn preseason recognition, including CB **Marcellas Dial**, DB **Nick Emmanwori**, DT **Alex Huntley**, PK **Mitch Jeter**, AP **Dakereon Joyner**, TE **Trey Knox**, P **Kai Kroeger**, RS **Xavier Legette**, QB **Spencer Rattler**, DT **Tonka Hemingway**, LS **Hunter Rogers** and WR **Antwane Wells Jr.**

SIMPLY THE BEST: South Carolina returns an All-American in punter **Kai Kroeger**. Kroeger was a first-team All-American according to ESPN.com and The Athletic and was a second-team selection by Walter Camp and AFCA. He was a consensus All-SEC selection. Wide receiver **Antwane Wells Jr.** was a first-team All-SEC selection by the league's coaches and Phil Steele. Safety **Nick Emmanwori** was a first-team Freshman All-American according to ESPN.com, PFF and On3 and highlighted the SEC's All-Freshman team.

ATHLON AGREES: Eleven University of South Carolina football players were named to Athlon magazine's 2023 preseason All-America and All-SEC teams. Senior punter **Kai Kroeger** and senior wide receiver **Antwane "Juice" Wells Jr.** both earned spots on Athlon's All-America squads, with Kroeger listed on the second team, while Wells garnered a fourth-team selection. Kroeger and Wells were also named to Athlon's preseason first-team All-SEC unit. Sophomore safety **Nick Emmanwori** was the lone Gamecock to earn a spot on the second-team All-SEC squad, while senior defensive lineman **Tonka Hemingway** and senior placekicker **Mitch Jeter** were assigned to the third-team All-SEC unit. Six Gamecocks were featured on Athlon's fourth-team All-SEC squad, including redshirt senior quarterback **Spencer Rattler**, graduate transfer tight end **Trey Knox**, "super" senior all-purpose back **Dakereon Joyner**, redshirt junior linebacker **Mohamed Kaba**, redshirt senior cornerback **Marcellas Dial** and "super" senior kick returner **Xavier Legette**.

STEELE'S SELECTIONS: Six University of South Carolina football player were named to Phil Steele's 2023 preseason All-America and All-SEC teams. Senior punter **Kai Kroeger** and senior wide receiver **Antwane "Juice" Wells Jr.** both earned spots on Steele's All-America squads, with Kroeger listed on the second team, while Wells garnered a third-team selection. Kroeger and Wells were also named to Steele's preseason first-team All-SEC unit. Three Gamecocks – defensive tackle **Tonka Hemingway**, cornerback **Marcellas Dial** and long snapper **Hunter Rogers** were named to Steele's third-team All-SEC unit, while **Xavier Legette** earned a spot on the fourth-team All-SEC squad as a kick returner.

SPECIAL SPECIAL TEAMS: Under the direction of **Pete Lembo**, South Carolina boasted the nation's top special teams units in 2022, earning the No. 1 spot in ESPN's special teams efficiency ranking. South Carolina ranked fourth in the country in punt returns (16.6), fifth in kickoff returns (25.1), seventh in net punting (42.8), 23rd in opponent kickoff returns (17.3) and 27th in opponent punt returns (4.6). The Gamecocks tied for third in the country with six blocked kicks and tied for second with five blocked punts. The Gamecocks scored five special teams touchdowns – two blocked punt returns, one kick return, one fake punt and one fake field goal.

LEMBO, EVERYBODY LEMBO: South Carolina associate head coach/special teams coordinator **Pete Lembo** solidified his standing as one of the nation's top special teams coaches in 2022. Lembo was named a semifinalist for the Broyles Award, giving to the nation's top assistant coach; was a finalist for Football Scoop's Special Teams Coach of the Year and was named Phil Steele's Special Teams Coach of the Year.

ENROLLING EARLY: Here are the Gamecocks who have enrolled early since 2006:

- 2006:** Clark Gaston
- 2007:** Stephen Garcia, Travian Robertson
- 2008:** Jay Spearman, C.C. Whitlock, Shaq Wilson
- 2009:** Jarvis Giles, Stephon Gilmore, DeVonte Holloman
- 2010:** Connor Shaw
- 2011:** Martay Mattox
- 2012:** Kelvin Rainey, Brock Stadnik, Clayton Stadnik
- 2013:** Connor Mitch, D.J. Park
- 2015:** Jalen Henry, Christian Owens, Sherrod Pittman, Jerad Washington
- 2016:** Bryan Edwards, C.J. Freeman, Brandon McIlwain, Chris Smith, Kobe Smith, Keir Thomas
- 2017:** Summie Carlay, Jaylin Dickerson, OrTre Smith, M.J. Webb
- 2018:** Wyatt Campbell, Kingsley Enagbare, Deshaun Fenwick, Maxwell Iyama, Ernest Jones, Dakereon Joyner, Rosendo Louis Jr., Hank Manos, Israel Mukuamu, R.J. Roderick, Darius Rush, Lavonte Valentine
- 2019:** Joseph Anderson, Derek Boykins, Rodricus Fitten, Kevin Harris, Ryan Hillinski, Jalen Nichols, Zacch Pickens, KeShawn Toney
- 2020:** Luke Doty, O'Donnell Fortune, Dominick Hill, Trai Jones, Mohamed Kaba, Vershon Lee, MarShawn Lloyd, Tyshawn Wannamaker, Michael Wyman
- 2021:** Nick Barrett, Jordan Davis, Colten Gauthier, Sam Reynolds
- 2022:** Braden Davis, Felix Hixon, D'Andre Martin, Anthony Rose, Donovan Westmoreland, Jamaal Whyce, Peyton Williams
- 2023:** Markee Anderson, Judge Collier, Connor Cox, Grayson Howard, Jalon Kilgore, Xzavier McLeod, Reid Mikeska, Monteque Rhames*, LaNorris Sellers, Desmond Umeozulu, Cameron Upshaw*

*-Did not participate in spring drills

PROTECT THIS HOUSE: South Carolina has won 36 of its last 42 home games (.857) against non-conference foes. The Gamecocks were 3-0 in home non-conference games in 2022, defeating Georgia State, Charlotte and South Carolina State.

IT JUST MEANS MORE: The Gamecocks are 40-13 in their last 53 non-conference games, a .755 winning percentage, with seven of the 13 losses in that stretch coming against Clemson. The Gamecocks went 4-1 against non-conference foes in 2022, posting wins over Georgia State, Charlotte, South Carolina State and Clemson and losing to Notre Dame in the TaxSlayer Gator Bowl.

AARP CARDS NEEDED: The Gamecocks feature a pair of players who are in their seventh season on campus. Defensive back **DeAngelo Gibbs** turns 26 on Sept. 23. He graduated high school in December 2016 and enrolled at Georgia in January 2017. Research indicates Gibbs is the second-oldest non-kicker in Division I football this fall. Not far behind is EDGE **Jordan Strachan**, who graduated high school in 2017 before enrolling at Georgia State that fall. He will turn 25 in November. Several of the current USC freshmen were just 12 years old when Gibbs and Strachan were college freshmen.

WORKING OVERTIME: The Gamecocks are 3-4 in games decided in overtime since the rule was added in 1996, including a double-overtime win over Georgia in Athens in 2019, a victory that earned them National Team of the Week honors.

NEXT LEVEL COACHES: South Carolina was represented by six alumni who are on NFL coaching staffs. The six include **Lemuel Jeanpierre** (Miami Dolphins Assistant Offensive Line Coach), **Chris Rumph** (Minnesota Vikings Defensive Line Coach), **Duce Staley** (Carolina Panthers Assistant Head Coach/Running Backs Coach), **Travelle Wharton** (Washington Commanders Offensive Line Coach), **Kevin Wilkins** (New York Giants Defensive Assistant) and **Rod Wilson** (Kansas City Chiefs Defensive Assistant). In addition, former Gamecock linebacker **Shaq Wilson** joined the New York Jets as an assistant defensive line coach in March.

LOOKING AHEAD: The SEC announced its 2024 conference matchups in June. The Gamecocks will host LSU, Ole Miss, Missouri and Texas A&M at Williams-Brice Stadium in 2024, and will travel to Alabama, Kentucky, Oklahoma and Vanderbilt. Dates and kick times are to be determined and will be announced at a later date. The non-conference portion of the 2024 slate includes home games against Old Dominion (Aug. 31), Akron (Sept. 21) and Wofford (Nov. 23) and a road game at Clemson (Nov. 30).






FOOTBALL STAFF



SHANE
BEAMER
HEAD COACH
(VIRGINIA TECH, 1999)
THIRD YEAR AT SOUTH CAROLINA



A rising star in the head coaching ranks, Shane Beamer begins his third season leading the South Carolina program. He was named the Gamecocks' 36th head football coach on Dec. 6, 2020.

Beamer had a successful first season in Columbia, improving the Gamecocks by 3.5 games, from a 2-8 mark in 2020 to a 7-6 campaign in 2021, including a convincing win over North Carolina in the Duke's Mayo Bowl. He tied the school record for wins by a first-year head coach, doubled the preseason's expected win total and surpassed the win total of the two previous seasons combined, earning him a share of the Steve Spurrier First-Year Coach of the Year Award, presented by the Football Writers Association of America (FWAA). Safety Jaylan Foster earned All-America honors and three players were selected in the NFL Draft following his inaugural season.

In 2022, the team again exceeded expectations by recording eight wins, including three wins over ranked opponents. The Gamecocks won eight games for just the 15th time in 129 seasons and for the first time since 2017. The Gamecocks were ranked 23rd in the country in the final AP and USA Today Coaches' polls. It marked the first time since 2013 that the Gamecocks finished the season ranked in the top-25 and the 10th time Carolina has finished the season ranked in the final AP poll. The Gamecocks defeated No. 5 Tennessee and No. 7 Clemson in the final two games of the regular season, the first time Carolina has posted back-to-back wins over top-10 teams and just the seventh time in history that a school has defeated AP Top-10 opponents in consecutive weeks as an unranked team, the first since 2003. Punter Kai Kroeger earned All-America honors, leading a special teams unit ranked No. 1 in the country.

With a 15-11 mark, Coach Beamer has matched Joe Morrison, Steve Spurrier and Will Muschamp for the most wins by a head football coach in his first two seasons at Carolina.

Prior to his first head coaching stint, Beamer had been an assistant coach at seven Football Bowl Subdivision schools for 21 seasons. During his career as an assistant, he coached in 17 bowl games, including a College Football Playoff National Championship Game, posted 18 non-losing seasons, six of those with double-digit victories, and his teams won 63 percent of its games. He has coached all three phases of the game - offense, defense and special teams.

Beamer is not new to Carolina. The Charleston, S.C. native, served as an assistant coach with the Gamecocks for four seasons from 2007-10 under head coach Steve Spurrier. In 2007, he served as the outside linebackers coach and co-special teams coordinator. He mentored the cornerbacks in 2008, then coached the Spurs and strong safeties and was the special teams coordinator and recruiting coordinator in 2009 and 2010, setting the foundation for the most successful run in school history.

In 2009 at South Carolina, Beamer was nominated for the Frank Broyles Award. His special teams' units recorded five blocked kicks, tying for the SEC lead and for the eighth-highest total in the nation. He also helped coach a defensive unit that ranked third in the SEC and 15th in the country in total defense, and second in the league and eighth in the country in passing defense.

As the Gamecocks' recruiting coordinator, his 2009 class was ranked 12th-best in the country, and the 2010 and 2011 classes were ranked in the Top 25.

The Beamer File

Born:	March 31, 1977
Hometown:	Blacksburg, Va.
Wife:	Emily
Children:	Sutton, Olivia and Hunter

During his tenure as recruiting coordinator, nine Gamecocks were selected in the NFL Draft, including first round selection Stephen Gilmore (Buffalo) and second round picks Alshon Jeffery (Chicago) and D.J. Swearinger (Houston).

The Gamecocks all-time winningest quarterback, Connor Shaw, and rushing touchdown leader, Marcus Lattimore, were also in the 2010 class.

Beamer has been a part of building programs throughout his career. He has been on three coaching staffs where the head coach was in his first or second season at the school. He joined Sylvester Croom's staff at Mississippi State in his first season, Kirby Smart's program at Georgia in his first season, and Lincoln Riley's unit at Oklahoma in his second season.

Beamer came to Carolina from Oklahoma, where he served as the assistant head coach for offense and mentored the tight ends and H-backs for three highly-successful seasons. In 2020, Oklahoma ranked sixth in the country in scoring (43.0), 11th in total offense (494.7) and 14th in passing offense (315.0). In 2019, the Sooners led the nation in yards per play (8.0) and ranked third in total offense (537.6) and fourth in passing efficiency rating (187.0). Oklahoma led the nation in total offense (570.3), scoring offense (48.4) and yards per play (FBS-record 8.6), and ranked second in passing efficiency rating (194.9) in 2018.

Prior to his arrival in Norman, Beamer spent two seasons on the staff at Georgia as tight ends coach and special teams coordinator under Kirby Smart. The Bulldogs posted a 21-7 combined record with Beamer on staff. In 2017, the Bulldogs won the SEC Championship and finished second in the nation, falling in the CFP title game to Alabama in overtime. His special teams ranked eighth nationally in net punting (41.7), and 20th in kickoff returns (23.5) while blocking four kicks.

The son of Hall of Fame coach, Frank Beamer, he worked with his father as the associate head coach and running backs coach at Virginia Tech from 2011-15. In his first year, he coached David Wilson, who broke the Tech single-season rushing record and was named All-American and ACC Player of the Year and went on to become a first-round NFL draft selection by the New York Giants. Shane served as the Hokies' acting head coach in the 2014 Military Bowl win while his father watched from the press box following throat surgery.

Beamer's first full-time coaching position was at Mississippi State, joining the Bulldogs in 2004 as cornerbacks coach and recruiting coordinator. In his first two seasons at State, he guided three defensive backs to SEC All-Freshman Team accolades. He maintained the recruiting coordinator title but made the move to running backs coach in the spring of 2006 where he tutored running back Anthony Dixon to SEC All-Freshman honors.

Beamer spent three seasons (2001-03) as a graduate assistant at Tennessee, helping with the cornerbacks and assisting in all special teams areas. He also oversaw game opponent scouting while earning a master's degree in sport management in December 2003.

Before joining the staff at UT, he worked one season (2000) as a graduate assistant at Georgia Tech, helping with the Yellow Jacket quarterbacks and wide receivers.

A December 1999 graduate of Virginia Tech, Beamer was a member of five bowl teams (1995-99 seasons) and three Big East Conference championship squads on the Hokie football team as a long snapper and wide receiver. He was a long snapper on the 1999 Virginia Tech team that played for the BCS National Championship.

Beamer and his wife, Emily, are the parents of three children - two daughters, Sutton and Olivia, both born in Columbia, and a son, Hunter, born in Blacksburg, Va.

Beamer Through the Years

Year	School	Position	Record	Conf.	Head Coach	Bowl Game
1995	Virginia Tech	WR/Long Snapper	10-2	6-1	Frank Beamer	Sugar
1996	Virginia Tech	WR/Long Snapper	10-2	6-1	Frank Beamer	Orange
1997	Virginia Tech	WR/Long Snapper	7-5	5-2	Frank Beamer	Gator
1998	Virginia Tech	WR/Long Snapper	9-3	5-2	Frank Beamer	Music City
1999	Virginia Tech	WR/Long Snapper	11-1	7-0	Frank Beamer	Sugar
2000	Georgia Tech	Graduate Assistant	9-3	6-2	George O'Leary	Peach
2001	Tennessee	Graduate Assistant	11-2	7-1	Phillip Fulmer	Citrus
2002	Tennessee	Graduate Assistant	8-5	5-3	Phillip Fulmer	Peach
2003	Tennessee	Graduate Assistant	10-3	6-2	Phillip Fulmer	Peach
2004	Mississippi State	Cornerbacks/RC	3-8	2-6	Sylvester Croom	-
2005	Mississippi State	Cornerbacks/RC	3-8	1-7	Sylvester Croom	-
2006	Mississippi State	Running Backs/RC	3-9	1-7	Sylvester Croom	-
2007	South Carolina	OLB/Co-ST Coord.	6-6	3-5	Steve Spurrier	-
2008	South Carolina	Cornerbacks	7-6	4-4	Steve Spurrier	Outback
2009	South Carolina	Spurs/SS/STC/RC	7-6	3-5	Steve Spurrier	Papajohns.com
2010	South Carolina	Spurs/SS/STC/RC	9-5	5-3	Steve Spurrier	Chick-fil-A
2011	Virginia Tech	AHC/Running Backs	11-3	7-1	Frank Beamer	Sugar
2012	Virginia Tech	AHC/Running Backs	7-6	4-4	Frank Beamer	Russell Athletic
2013	Virginia Tech	AHC/Running Backs	8-5	5-3	Frank Beamer	Sun
2014	Virginia Tech	AHC/Running Backs	7-6	3-5	Frank Beamer	Military
2015	Virginia Tech	AHC/Running Backs	7-6	4-4	Frank Beamer	Independence
2016	Georgia	Tight Ends/STC	8-5	4-4	Kirby Smart	Liberty
2017	Georgia	Tight Ends/STC	13-2	7-1	Kirby Smart	Rose (CFP)/ CFP Championship
2018	Oklahoma	AHC/TE/H-Backs	12-2	8-1	Lincoln Riley	Orange (CFP)
2019	Oklahoma	AHC/TE/H-Backs	12-2	8-1	Lincoln Riley	Peach (CFP)
2020	Oklahoma	AHC/TE/H-Backs	9-2	6-2	Lincoln Riley	Cotton
2021	South Carolina	Head Coach	7-6	3-5	Shane Beamer	Duke's Mayo
2022	South Carolina	Head Coach	8-5	4-4	Shane Beamer	TaxSlayer Gator

TOTALS

1995-99	Virginia Tech	Player	47-13	29-6
2000	Georgia Tech	Graduate Assistant	9-3	6-2
2001-03	Tennessee	Graduate Assistant	29-10	18-6
2004-06	Mississippi State	Assistant Coach	9-25	4-20
2007-10	South Carolina	Assistant Coach	29-23	15-17
2011-15	Virginia Tech	Assistant Coach	40-26	23-17
2016-17	Georgia	Assistant Coach	21-7	11-5
2018-20	Oklahoma	Assistant Coach	33-6	22-4
2021-22	South Carolina	Head Coach	15-11	7-9
1995-99 TOTAL	Player	47-13	29-6	
2000-03 TOTAL	Graduate Assistant	38-13	24-8	
2004-20 TOTAL	Assistant Coach	132-87	75-63	
2021-22 TOTAL	Head Coach	15-11	7-9	
OVERALL		232-124	135-86	



Beamer in Bowl Games

Year	School	Opponent	Bowl Game	Result
1995	Virginia Tech	Texas	Sugar	W, 28-10
1996	Virginia Tech	Nebraska	Orange	L, 21-41
1997	Virginia Tech	North Carolina	Gator	L, 3-42
1998	Virginia Tech	Alabama	Music City	W, 38-7
1999	Virginia Tech	Florida State	Sugar	L, 29-46
2000	Georgia Tech	LSU	Peach	L, 14-28
2001	Tennessee	Michigan	Citrus	W, 45-17
2002	Tennessee	Maryland	Peach	L, 3-30
2003	Tennessee	Clemson	Peach	L, 14-27
2008	South Carolina	Iowa	Outback	L, 10-31
2009	South Carolina	UConn	Papajohns.com	L, 7-20
2010	South Carolina	Florida State	Chick-fil-A	L, 17-26
2011	Virginia Tech	Michigan	Sugar	L, 20-23
2012	Virginia Tech	Rutgers	Russell Athletic	W, 13-10
2013	Virginia Tech	UCLA	Sun	L, 12-42
2014	Virginia Tech	Cincinnati	Military	W, 33-17
2015	Virginia Tech	Tulsa	Independence	W, 55-52
2016	Georgia	TCU	Liberty	W, 31-23
2017	Georgia	Oklahoma	Rose (CFP)	W, 54-48
		Alabama	CFP Championship	L, 23-26
2018	Oklahoma	Alabama	Orange (CFP)	L, 34-45
2019	Oklahoma	LSU	Peach (CFP)	L, 28-63
2021	South Carolina	North Carolina	Duke's Mayo	W, 38-21
2022	South Carolina	Notre Dame	TaxSlayer Gator	L, 38-45

Under Beamer

	2022	All
Overall	8-5	15-11
Home	5-2	10-4
Road	3-2	4-6
Neutral	0-1	1-1
August	0-0	0-0
September	3-2	5-4
October	2-1	4-3
November	3-1	5-3
December	0-1	1-1
January	0-0	0-0
Leading after 1st Quarter	5-1	10-2
Tied after 1st Quarter	1-0	1-0
Trailing after 1st Quarter	2-4	4-9
Leading at Halftime	6-1	11-1
Tied at Halftime	1-0	2-0
Trailing at Halftime	1-4	2-10
Leading after 3rd Quarter	7-0	12-0
Tied after 3rd Quarter	0-1	1-1
Trailing after 3rd Quarter	1-4	2-10
When Scoring First	7-1	12-2
When Opp. Scores First	1-4	3-9
Largest Halftime Lead	22	29
Largest Halftime Deficit	24	31
Come From Behind Win	14	14
Score 20-plus Points	8-2	15-4
Score 30-plus Points	7-2	10-2
Opponents Score 20 or less	4-0	10-1
Decided by 3 or less	1-0	3-1
Decided by 7 or less	2-1	5-3
Decided by 8 or less	2-1	5-3
Decided by 10 or less	3-1	7-3
Rush for 100-plus Yards	6-0	12-1
Rush for 150-plus Yards	5-0	8-1
Pass for 200-plus Yards	6-2	10-5
Pass for 300-plus Yards	2-1	3-1
Total 400-plus Yards	5-1	9-1
Opp. Rush 100 yards or less	1-0	3-0
Opp. Pass 200 yards or less	4-1	8-5
Opp. Total 300 yards or less	2-0	4-0
Commit More Turnovers	1-4	3-7
Commit Fewer Turnovers	4-1	7-3
Commit Equal Turnovers	3-0	5-1
Lead in Time of Possession	3-0	9-2
Trail in Time of Possession	5-5	6-9
Games with a Def. Score	0-1	4-1
Games with a Blocked Kick	3-1	5-2



**Beamer vs. All Opponents**

Arkansas.....	0-1	Missouri.....	0-2
Auburn.....	1-0	North Carolina.....	1-0
Charlotte.....	1-0	Notre Dame.....	0-1
Clemson.....	1-1	South Carolina State.....	1-0
East Carolina.....	1-0	Tennessee.....	1-1
Eastern Illinois.....	1-0	Texas A&M.....	1-1
Florida.....	1-1	Troy.....	1-0
Georgia.....	0-2	Vanderbilt.....	2-0
Georgia State.....	1-0	TOTALS.....	15-11
Kentucky.....	1-1		

Beamer vs. the SEC

Alabama.....	0-0	Mississippi.....	0-0
Arkansas.....	0-1	Mississippi State.....	0-0
Auburn.....	1-0	Missouri.....	0-2
Florida.....	1-1	Tennessee.....	1-1
Georgia.....	0-2	Texas A&M.....	1-1
Kentucky.....	1-1	Vanderbilt.....	2-0
Louisiana State.....	0-0	TOTALS.....	7-9

Gamecock Single-Game Superlatives Under Beamer**Most Points Scored**

1.	63	Tennessee.....	11/19/22
2.	56	vs Charlotte.....	09/24/22
3.	50	vs South Carolina State.....	09/29/22
4.	46	vs Eastern Illinois.....	09/04/21
5.	40	vs Florida.....	11/06/21

Fewest Points Allowed

1.	0	vs Eastern Illinois.....	09/04/21
2.	10	vs South Carolina State.....	09/29/22
3.	14	vs Georgia State.....	09/03/22
	14	at Kentucky.....	10/08/22
5.	16	vs Kentucky.....	09/25/21

Most First Downs

1.	35	vs Tennessee.....	11/19/22
2.	28	vs Charlotte.....	09/24/22
3.	27	vs North Carolina.....	12/30/21
4.	23	vs Eastern Illinois.....	09/04/21
	23	at Arkansas.....	09/10/22

Fewest First Downs Allowed

1.	9	vs Eastern Illinois.....	09/04/21
2.	12	at East Carolina.....	09/11/21
3.	13	vs Florida.....	11/06/21
	13	vs South Carolina State.....	09/29/22
5.	14	vs North Carolina.....	12/30/21
	14	vs Georgia State.....	09/03/22

Most Rushing Attempts

1.	51	vs North Carolina.....	12/30/21
2.	47	vs Eastern Illinois.....	09/04/21
3.	42	vs Florida.....	11/06/21
	42	at Kentucky.....	10/08/22
5.	41	at Tennessee.....	10/09/21
	41	vs Auburn.....	11/20/21

Opp. Fewest Rushing Attempts

1.	22	vs Eastern Illinois.....	09/04/21
2.	26	vs Florida.....	11/06/21
3.	28	vs Texas A&M.....	10/22/22
	28	vs Tennessee.....	11/19/22
5.	29	vs North Carolina.....	12/30/21
	29	vs Charlotte.....	09/24/22

Most Rushing Yards

1.	301	vs North Carolina.....	12/30/21
2.	295	vs Charlotte.....	09/24/22
3.	284	vs Florida.....	11/06/21
4.	254	vs Eastern Illinois.....	09/04/21
5.	208	at Vanderbilt.....	11/05/22

Fewest Rushing Yards Allowed

1.	31	vs Eastern Illinois.....	09/04/21
2.	79	vs Charlotte.....	09/24/22
3.	82	vs Florida.....	11/06/21
4.	106	vs Vanderbilt.....	10/16/21
5.	116	at East Carolina.....	09/11/21

Most Passes Attempted

1.	49	vs Notre Dame.....	12/30/22
2.	42	vs Clemson.....	11/27/21
3.	39	at Arkansas.....	09/10/22
	39	at Clemson.....	11/26/22
5.	38	vs Tennessee.....	11/19/22

Opponents Fewest Pass Attempts

1.	18	vs South Carolina State.....	09/29/22
2.	19	vs Clemson.....	11/27/21
3.	21	vs Vanderbilt.....	10/16/21
	21	vs North Carolina.....	12/30/21
	21	at Arkansas.....	09/10/22

Most Passes Completed

1.	31	vs Tennessee.....	11/19/22
	31	vs Notre Dame.....	12/30/22
3.	25	at Clemson.....	11/26/22
4.	24	at Arkansas.....	09/10/22
	24	vs South Carolina State.....	09/22/22

Opponents Fewest Passes Completed

1.	7	vs Georgia State.....	09/03/22
	7	vs South Carolina State.....	09/29/22
3.	8	at Clemson.....	11/26/22
4.	9	vs Clemson.....	11/27/21
5.	11	vs Vanderbilt.....	10/16/21

Most Passing Yards

1.	453	vs Tennessee.....	11/19/22
2.	377	at Arkansas.....	09/10/22
3.	360	at Clemson.....	11/26/22
4.	317	vs Vanderbilt.....	10/16/21
5.	287	vs Notre Dame.....	12/30/22

Opponents Fewest Passing Yards

1.	75	vs South Carolina State.....	09/29/22
2.	78	vs Eastern Illinois.....	09/04/21
3.	99	vs Clemson.....	11/27/21
	99	at Clemson.....	11/26/22
5.	102	vs Kentucky.....	09/25/21

Most Yards Total Offense

1.	606	vs Tennessee.....	11/19/22
2.	545	vs Charlotte.....	09/24/22
3.	543	vs North Carolina.....	12/30/21
4.	492	at Vanderbilt.....	11/05/22
5.	459	vs Florida.....	11/06/21

Opponents Fewest Yards Total Offense

1.	109	vs Eastern Illinois.....	09/04/21
2.	220	vs South Carolina State.....	09/29/22
3.	268	at East Carolina.....	09/11/21
4.	292	vs Charlotte.....	09/24/22
5.	299	at Kentucky.....	10/08/22

Best Punting Average (Min. 3 Punts)

1.	56.8	vs Vanderbilt.....	10/16/21
2.	53.7	at Clemson.....	11/26/22
3.	53.6	at Vanderbilt.....	11/05/22
4.	49.1	vs Georgia State.....	09/03/22
5.	49.0	vs Texas A&M.....	10/22/22

Most Time of Possession

1.	39:02	vs North Carolina.....	12/30/21
2.	38:58	vs Tennessee.....	11/19/22
3.	36:18	vs Florida.....	11/06/21
4.	35:16	vs Georgia State.....	09/03/22
5.	34:40	vs Eastern Illinois.....	09/04/21

Longest Scoring Drive: By Yards


1.	95	vs South Carolina State.....	09/29/22
2.	93	vs North Carolina.....	12/30/21
3.	88	at Arkansas.....	09/10/22
4.	86	vs Eastern Illinois.....	09/04/21
5.	85	vs Charlotte.....	09/24/22

Longest Scoring Drive: By Time

1.	7:50	at Missouri.....	11/13/21
	7:03	at Tennessee.....	10/09/21
	7:02	vs Florida.....	11/06/21
	7:01	at Kentucky.....	10/08/22
2.	6:21	at Clemson.....	11/26/22


Longest Scoring Drive: By Plays

1.	15	vs Troy.....	10/02/21
	15	at Tennessee.....	10/09/21
3.	14	vs Eastern Illinois.....	09/04/21
	14	at Kentucky.....	10/08/22
5.	13	vs Florida.....	11/06/21





SHANE BEAMER



TORRIAN GRAY



MONTARIO HARDESTY



PETE LEMBO



DOWELL LOGGAINS



STERLING LUCAS



TRAVIAN ROBERTSON



JUSTIN STEPP



LONNIE TEASLEY



CLAYTON WHITE



JODY WRIGHT



DOWELL LOGGAINS

**Offensive Coordinator/
Quarterback Coach**

- ◆ First year at South Carolina.
- ◆ Spent the past two seasons as the tight ends coach at Arkansas.
- ◆ Logged 16 years in the NFL (2005-2020) with six different organizations, primarily as a quarterbacks coach, including seven seasons as an OC.
- ◆ Walked-on at Arkansas where he became a four-year letterwinner.



CLAYTON WHITE

**Defensive Coordinator/
Inside Linebackers Coach**

- ◆ Third year at South Carolina.
- ◆ A four-time nominee for the Broyles Award including 2021.
- ◆ Mentored three defensive players who were NFL Draft picks in 2023.
- ◆ Most recently served as the DC at Western Kentucky.
- ◆ An NC State grad who logged three seasons in the NFL.



MONTARIO HARDESTY

Running Backs Coach

- ◆ Third year at South Carolina.
- ◆ Had two players invited to the NFL Combine in 2022.
- ◆ Previously served as the wide receivers coach at Charlotte.
- ◆ Running back who played his collegiate ball at Tennessee.
- ◆ Was a second-round pick by the Cleveland Browns in the 2010 NFL Draft.
- ◆ A native of New Bern, N.C.



TORRIAN GRAY

Defensive Backs Coach

- ◆ Third year at South Carolina.
- ◆ Mentored safety Nick Emmanwori to Freshman All-America honors in 2022.
- ◆ Most recently worked as the cornerbacks coach at Florida.
- ◆ Boasts NFL coaching experience with Washington and Chicago.
- ◆ Coached at Virginia Tech, his alma mater, for 10 years following his NFL career.



JUSTIN STEPP

Wide Receivers Coach

- ◆ Third year at South Carolina.
- ◆ Previously served as the wide receivers coach at Arkansas.
- ◆ Was a finalist for the 2017 FootballScoop Wide Receivers Coach of the Year award.
- ◆ Local product who was raised in the Columbia area and attended Pelion High School.
- ◆ Twin brother, Josh, is an assistant coach at Cincinnati.



STERLING LUCAS

**Outside Linebackers/
Defensive Ends Coach**

- ◆ Second year at South Carolina.
- ◆ Orangeburg, S.C. native who joined the staff in January of '22.
- ◆ Spent 2021 as an assistant defensive line coach for the Jacksonville Jaguars.
- ◆ Logged five seasons (2016-20) with the Baltimore Ravens.
- ◆ Began his coaching career at his alma mater, NC State.



LONNIE TEASLEY

Offensive Line Coach

- ◆ Third year at South Carolina.
- ◆ First year as the full-time offensive line coach.
- ◆ Served as the O-line coach in 2022 on an interim basis.
- ◆ Previously worked as a Gamecock offensive analyst.
- ◆ Served as the offensive line coach at Tennessee Tech (2017), Arkansas-Pine Bluff (2018) and North Carolina Central (2019-20).



TRAVIAN ROBERTSON

Defensive Line Coach

- ◆ First year at South Carolina.
- ◆ Most recently was at Tulane where he helped the Green Wave to a Cotton Bowl victory over Southern California.
- ◆ Previously logged three years at Georgia State.
- ◆ 2011 graduate of South Carolina.
- ◆ Named a team captain as a senior.
- ◆ Played for three teams over four seasons in the NFL.



JODY WRIGHT

Tight Ends Coach

- ◆ Second year at South Carolina.
- ◆ Spent the prior two seasons with the New York Football Giants.
- ◆ Also worked in the NFL for the Cleveland Browns.
- ◆ Last worked at the collegiate level in 2018 at UAB.
- ◆ Owns four national championship rings in two stints at Alabama under Nick Saban.
- ◆ Played at Jacksonville State.



PETE LEMBO

**Associate Head Coach/
Special Teams Coordinator**

- ◆ Third year at South Carolina.
- ◆ Semifinalist for the Broyles Award, a finalist for Football Scoop's Special Teams Coach of the Year, and Phil Steele's Special Teams Coach of the Year in 2022.
- ◆ Led by All-America punter Kai Kroeger, his special teams units ranked No. 1 in the nation in 2022.
- ◆ Head coach at three stops.



**TORRIAN
GRAY**

DEFENSIVE BACKS

(VIRGINIA TECH, 1999)

THIRD YEAR AT SOUTH CAROLINA



Torrian Gray begins his third season in Columbia. He was named the Gamecocks' defensive backs coach on Jan. 15, 2021.

Gray has coached the secondary for 23 years, including 19 at the collegiate level and four in the NFL. He has developed a number of NFL defensive backs, including Brandon Flowers, Kam Chancellor, Kyle Fuller and Kendall Fuller at Virginia Tech, along with Teez Tabor, Marcus Maye, Quincy Wilson, Duke Dawson and C.J. Henderson at Florida. Gamecock cornerbacks Cam Smith and Darius Rush were selected in the 2023 NFL Draft.

In 2021, Carolina surrendered 180.8 yards per game through the air, the fewest since 2011. They ranked first in the SEC and seventh in the nation in passing yards allowed per game. Carolina intercepted 15 passes, tying for second in the SEC and 14th in the country. Safety Jaylan Foster earned second-team All-America and first-team All-SEC honors after leading the team with 96 tackles and five interceptions, tied for fourth in the country. Corner Cam Smith defended 14 passes with three INTs and 11 PBUs.

In 2022, the Gamecocks ranked 27th in the country in pass efficiency defense and 34th in passing defense, allowing just 206.7 yards per game through the air. Carolina intercepted 15 passes, which ranked first in the SEC and 14th in the nation. They scored two touchdowns on interception returns in the TaxSlayer Gator Bowl against Notre Dame. Safety Nick Emmanwori earned first-team Freshman All-America honors and was named to the SEC All-Freshman team, while freshman DQ Smith was a third-team Freshman All-American according to CollegeFootballNews.

Prior to his arrival in Columbia, Gray spent two seasons coaching the cornerbacks at Florida, his second stint with the Gators. In 2019, the Gators tied for ninth in the FBS with 16 interceptions. UF was one of only two FBS teams (FAU) to feature four players with at least three interceptions. Cornerbacks CJ Henderson (First Team) and Kaiir Elam (Freshman) earned All-SEC honors. Henderson was the ninth pick in the 2020 NFL Draft, while Elam earned first-team All-SEC honors.

Prior to his stint with the Gators, Gray worked with the defensive backs for the Washington franchise in the NFL. In 2017, his first season in the nation's capitol, Gray's unit helped produce the team's strongest season against the pass in nearly a decade. They ranked third in completion percentage allowed (57.6 percent), the team's best ranking since leading the NFL in the category in 2005 (54.4), while finishing ninth in passing yards allowed per game (213.8, the team's lowest since 2009) and 10th in opponent passer rating (81.0, lowest since 2008). One of his standout performers was former Gamecock D.J. Swearingen.

In 2016, Gray served as the defensive backs coach at Florida. Under Gray's guidance, cornerback Teez Tabor earned first-team All-SEC and second-team All-American honors. Gray also helped guide defensive back Quincy Wilson to second-team All-SEC accolades.

Gray spent a decade (2006-15) at his alma mater, Virginia Tech, leading some of the nation's best defensive backfields. In his 10 seasons coaching the secondary in Blacksburg under head coach Frank Beamer, his unit allowed just 185.0 passing yards per game and a 106.5 opponent passer rating – both ranked second in the nation over that span. Opposing quarterbacks completed just 50.4 percent of their passes in those 10 seasons, the lowest percentage of any defense in the nation. The Virginia Tech secondary ranked in the top 15 nationally in opponent passer rating eight times in Gray's 10

The Gray File

Born: March 18, 1974
Hometown: Lakeland, Fla.
Children: Tori and Lexi

Coaching History

2021-23	South Carolina Defensive Backs
2019-20	Florida Cornerbacks
2017-18	Washington (NFL) Defensive Backs
2016	Florida Defensive Backs
2006-15	Virginia Tech Defensive Backs
2004-05	Chicago (NFL) Assistant Defensive Backs
2002-03	UConn Defensive Backs
2000-01	Maine Defensive Backs

Bowls Coached

2022	Gator	2012	Russell Athletic
2021	Duke's Mayo	2012	Sugar
2020	Cotton	2011	Orange
2019	Orange	2009	Chick-fil-A
2017	Outback	2009	Orange
2015	Independence	2008	Orange
2014	Military	2006	Chick-fil-A
2013	Sun		

FCS Playoffs

2001	Quarterfinals
-------------	---------------

seasons leading the unit, including three top-five finishes. During Gray's tenure, a total of 11 Hokie defensive backs were selected in the NFL Draft.

In 2014, the Hokies had the fourth-best pass defense (189.2 ypg) in the Atlantic Coast Conference despite losing All-American Kendall Fuller early in the season due to injury. His unit allowed opponents to complete just 49.6 percent of their passes, second-best in the conference.

In 2006, his first year leading the group, they ranked first in the country in passing yards allowed per game (128.2) and second in opponent passer rating (91.3).

Before returning to Virginia Tech, Gray spent two seasons in the NFL as assistant defensive backs coach for the Chicago Bears from 2004-05. In 2005, Gray's unit helped the Bears rank fifth in the NFL in passing defense and finished tied for second in interceptions (24) as defensive backs Nathan Vasher and Mike Brown both earned Pro Bowl selections.


Gray began his coaching career at the University of Maine, serving as defensive backs coach for two seasons from 2000-01. He then spent the 2002-03 seasons as defensive backs coach at the University of Connecticut. During his time with the Huskies, he coached cornerback Justin Perkins, helping him to two all-conference selections and 12 career interceptions.

Following a standout career at Kathleen High in Lakeland, Fla., Gray played collegiately at Virginia Tech and became a three-time all-conference selection. He helped lead the Hokies to a pair of conference titles and was drafted by the Minnesota Vikings in the second round (49th overall) of the 1997 NFL Draft. He spent three seasons with the Vikings before retiring after a career-ending knee injury in the spring of 2000.

A native of Lakeland, Fla., Gray has two daughters, Tori and Lexi.



MONTARIO HARDESTY
RUNNING BACKS
(TENNESSEE, 2009)
THIRD YEAR AT SOUTH CAROLINA



Montario Hardesty begins his third season in Columbia. He was named the Gamecocks' running backs coach on Feb. 5, 2021.

In his first season with the Gamecocks, he mentored two players, Kevin Harris and ZaQuandre White, who were invited to the NFL Combine. Harris was a sixth-round draft pick and earned his way onto the New England Patriots' roster Juju McDowell earned a spot on the Freshman All-SEC team as an all-purpose back.

In his second campaign, the Gamecocks were hit by the injury bug at running back, as their top-two backs, MarShawn Lloyd and Christian Beal-Smith, were each limited to just nine of the 13 games. The Gamecocks were still able to produce 27 rushing touchdowns after collecting just nine in 2021.

Hardesty, a former NFL player, came to Columbia after spending the previous two seasons as part of the Charlotte football coaching staff, working under head coach Will Healy as the 49ers' wide receivers coach.

In his first season with the 49ers, he helped Charlotte to an historic season that included school records for wins (7), C-USA wins (5) and winning streak (5 games) and included a trip to the program's first bowl game, the Makers Wanted Bahamas Bowl.

Charlotte set a school record for passing TDs (24) and a school FBS record for passing yards (2,749), thanks to a receiving corps that included honorable mention all-C-USA choice Victor Tucker. Tucker had five 100-yard receiving games and ranked sixth in the league in receiving yards per game and second in receiving touchdowns.

Hardesty spent the 2018 season as an offensive quality control coach at his alma mater, Tennessee. In 2017, he was an assistant strength and conditioning coach at Florida Atlantic, working for his former college coach, Lane Kiffin. He also spent two years as running backs coach and special teams coordinator at Norfolk State (2015-16).

Hardesty got his coaching start at Chowan University, where he served as an intern in 2014 under the NFL Players Association internship program before joining the staff at Norfolk State.

Hardesty played running back while earning his bachelor's degree in sports management from Tennessee, graduating in 2009. He earned second team all-SEC honors as a senior when he ranked fourth in the league in rushing with 1,345 yards, the fourth-most in school history, and scored 14 touchdowns. He rushed for 2,391 yards, ninth in Vols' history, and scored 27 touchdowns during his career on Rocky Top.

The Hardesty File

Born: February 1, 1987
Hometown: New Bern, N.C.

Coaching History

2021-23	South Carolina Running Backs
2019-20	Charlotte Wide Receivers
2018	Tennessee Quality Control
2017	FAU Assistant Strength & Conditioning Coach
2015-16	Norfolk State Running Back/Special Teams Coordinator
2014	Chowan Intern

Bowls Coached

2022	Gator
2021	Duke's Mayo
2019	Bahamas
2017	Boca Raton

Hardesty was a second-round pick by the Cleveland Browns in the 2010 NFL Draft. In his first preseason game, he suffered a torn ACL and was sidelined the entire season. He played in 23 games with the Browns during the 2011 and 2012 seasons, totaling 153 carries for 537 yards, and 16 receptions for 138 yards. He was placed on injured reserve in 2013 following arthroscopic knee surgery, and was released later that year.

A native of New Bern, N.C., Hardesty was born Feb. 1, 1987. As a senior at New Bern High School in 2004, he rushed for 2,002 yards and had 19 rushing touchdowns.




**PETE
LEMBO**

ASSOCIATE HC/SPECIAL TEAMS

(GEORGETOWN, 1992)

THIRD YEAR AT SOUTH CAROLINA



Pete Lembo is in his third season at South Carolina. He was named the Gamecocks' associate head coach/special teams coordinator on Dec. 27, 2020. Following the 2022 campaign, Lembo was named a Broyles Award Assistant Coach of the Year Semifinalist, a FootballScoop Special Teams Coach of the Year Finalist and earned Phil Steele's Special Teams Coach of the Year accolades.

The Gamecock special teams had arguably their best season on record in 2022. Carolina earned the No. 1 spot in ESPN's special teams efficiency ranking after finishing fourth in the country in punt returns (16.6), fifth in kickoff returns (25.1), seventh in net punting (42.8), 23rd in opponent kickoff returns (17.3) and 27th in opponent punt returns (4.6). The Gamecocks tied for third in the country with six blocked kicks and tied for second with five blocked punts. Carolina scored five special teams touchdowns – two blocked punt returns, one kick return, one fake punt and one fake field goal. Junior punter Kai Kroeger was an All-American and first-team All-SEC selection. Long snapper Hunter Rogers earned second-team All-SEC honors. Placekicker Mitch Jeter was a perfect 11-for-11 in field goal attempts, including a pair of 50-plus yarders.

In 2001, the Gamecocks blocked four kicks (three punts and a field goal), tying for second in the SEC and for 10th in the country. The three blocked punts tied for the SEC lead, tied for seventh in the nation and were the most since blocking three in 2000. South Carolina averaged 24.0 yards per kick return while its kickoff return defense allowed just 18.2-yards per return. Juju McDowell earned a spot on the Freshman All-SEC team as a return specialist.

Lembo came to Carolina after two seasons as the assistant head coach and special teams coordinator at Memphis. Nominated for the Broyles Award, the 2019 Tigers special teams ranked in the top-10 in six NCAA/FBS statistical categories: kick-return yards (2nd), kick-return TD (2nd), blocked kicks (6th), blocked punts (6th), kickoff touchbacks (6th) and kick returns (9th). He also was one of three finalists for FootballScoop.com's Special Teams Coordinator of the Year honor.

Before arriving in the Bluff City, Lembo's special teams were ranked among the nation's best at Rice (2018) and Maryland (2016-17). At Maryland, he also served as the assistant head coach and tight ends coach.

His 2018 Rice special teams ranked fifth in the FBS with just 16.12 kickoff return yards allowed and 15th with 24.41 kickoff return yards. As a unit, Rice's special teams ranked 17th in the country in the ESPN Team Efficiency Rankings (60.8 percent), after coming in at 114th the season prior to Lembo's arrival.

In his time at Maryland, Lembo's special teams ranked as some of the best in the country. In two seasons the Terps tied for fifth nationally with nine blocked kicks.

Lembo spent five seasons as the head coach at Ball State (2011-15). During his tenure, the Cardinals set more than 60 school records, including season marks for points (501), total offense (6,199 yards), passing yards (4,214), TD passes (35) and total TD (64) in 2013.

Lembo posted a mark of 33-29 at Ball State, improving his career coaching mark to 112-65 in 15 seasons. He was the first head coach in Ball State history to win at least 30 games in his first four seasons. Lembo guided the Cardinals to a 9-4 record and an appearance in the 2012 Beef O'Brady's Bowl and a 10-3 mark and a 2013 GoDaddy Bowl appearance. It was just the second time in the Cardinals' 91-year history the program went to bowl games in consecutive seasons.

The Lembo File

Born:	April 16, 1970
Hometown:	Staten Island, N.Y.
Wife:	Jenifer
Children:	Sophia, A.J. and Victoria

Coaching History

2021-23	South Carolina Associate Head Coach/Special Teams Coordinator
2019-20	Memphis Assistant Head Coach/Special Teams Coordinator
2018	Rice Associate Head Coach/Special Teams Coordinator
2016-17	Maryland Asst. Head Coach/Tight Ends/Special Teams Coordinator
2011-15	Ball State Head Coach
2006-10	Elon Head Coach
2001-05	Lehigh Head Coach
1998-00	Lehigh Asst. Head Coach/Offensive Line/Recruiting Coordinator
1997	Hampden-Sydney Offensive Coord./Offensive Line/Recruiting Coord.
1994-96	Dartmouth Tight Ends
1992-93	Albany Graduate Assistant

Bowls Coached

2022	Gator	2016	Quick Lane
2021	Duke's Mayo	2014	GoDaddy
2020	Montgomery	2012	Beef O'Brady's
2019	Cotton		

FCS Playoffs

2004	First Round	1999	First Round
2001	Quarterfinals	1998	Quarterfinals
2000	Quarterfinals		

His Ball State special teams also ranked among the top of the Mid-American Conference in each of his five seasons. Kicker Steve Schott was a Lou Groza Award semifinalist, and punter Scott Kovanda was a 2012 Ray Guy Award finalist. In 2014, kicker Scott Secor was named the MAC Special Teams Player of the Year.

Lembo began his coaching career as a graduate assistant at Albany (1992-93), spent three seasons as an assistant coach at Dartmouth (1994-96) and a season at Hampden-Sydney (1997) before joining the staff at Lehigh in 1998. Lembo began as an assistant coach before being named Lehigh's head coach in 2001. In five seasons at the helm, he posted a 44-14 mark, leading Lehigh to the 2001 and 2004 Patriot League crowns and FCS playoff berths. His .759 overall winning percentage and .778 league winning percentage are the second-highest in Patriot League history. He was named the Eddie Robinson National Coach of the Year and Patriot League Coach of the Year in 2001 when his team finished 11-1 and ranked fifth in both NCAA Division I-AA polls.

In 2006, Lembo took over at Elon. Over the next five years, he led the Phoenix to 35 wins, more than doubling their win total from the previous five years (14). Lembo's Elon teams broke 124 NCAA, Southern Conference (SoCon) and school records and sported a 24-14 record in SoCon play. He was named the SoCon Coach of the Year in 2007.

Lembo, a 1992 graduate of Georgetown University, was a four-year starter on the Hoyas' offensive line and served as team captain in 1991. A native of Staten Island, N.Y., Lembo is married to the former Jenifer Kochis. The couple has three children: Sophia, A.J. and Victoria.



DOWELL LOGGAINS

OFFENSIVE COORD./QUARTERBACKS

(ARKANSAS, 2003)

FIRST YEAR AT SOUTH CAROLINA



Dowell Loggains was named the Gamecocks' offensive coordinator/quarterbacks coach on Dec. 13, 2022.

Loggains, 42, spent the past two seasons as the tight ends coach the University of Arkansas as part of Sam Pittman's staff. Equipped with a wealth of experience as an offensive coordinator and quarterbacks coach from his time in the NFL, Loggains has also established himself as an excellent recruiter in his two-year stint with the Razorbacks, ranking in the top 25 nationally.

Loggains spent 16 years in the NFL (2005-2020) with six different organizations, primarily as a quarterbacks coach, including seven seasons as an offensive coordinator. He served as either an offensive coordinator or quarterbacks coach for the Tennessee Titans (2010-13), Cleveland Browns (2014), Chicago Bears (2015-17), Miami Dolphins (2018) or New York Jets (2019-20).

Loggains served as the New York Jets offensive coordinator and quarterbacks coach in 2019 and 2020. During his first season in The Meadowlands, he guided an offense that was among the league's most proficient on opening drives, scoring 40 first-possession points. Quarterback Sam Darnold's numbers improved from his rookie campaign, increasing his completion percentage, passing yards, touchdown passes and passer rating while also lowering his interceptions.

Loggains oversaw a Miami offense that averaged 4.68 yards per rush in 2018, the NFL's ninth-best mark. The Dolphins also ranked second in the league with 14 passing touchdowns of 20+ yards. Running back Kenyan Drake become one of just nine players in the league to register at least four rushing and receiving touchdowns while producing over 1,000 total yards.

Loggains began a three-year stint in Chicago in 2015 as the Bears' quarterbacks coach, where he mentored Jay Cutler to a career season as the 10-year veteran posted then single-season bests in passer rating and yards per attempt, all while reducing his interception total by seven from the previous season.

Loggains was promoted to the Bears' offensive coordinator in 2016 and helped running back Jordan Howard finish sixth in the league with 1,313 yards rushing as a rookie. In 2017, he helped Mitchell Trubisky, the second overall selection in the draft, transition to NFL starter as the quarterback finished second among rookie passers in yards and passer rating in 12 starts.

He also groomed another rookie, fourth-round pick Tarik Cohen, that season. The running back became the first rookie since 1965 and first player in the same season. Both running back Jordan Howard and guard Josh Sitton earned Pro Bowl selections under Loggains' watch during the year as Howard again produced 1,000+ yards rushing.

The Loggains File

Born:	October 1, 1980
Hometown:	Newport, Ark.
Wife:	Beth
Children:	Reese, Aven, Connor and Ryne

Coaching History

2023	South Carolina Offensive Coordinator/Quarterbacks
2021-22	Arkansas Tight Ends
2019-20	New York Jets Offensive Coordinator/Quarterbacks
2018	Miami Dolphins Offensive Coordinator
2015-17	Chicago Bears Offensive Coordinator/Quarterbacks
2014	Cleveland Browns Quarterbacks
2013	Tennessee Titans Offensive Coordinator
2010-12	Tennessee Titans Passing Game Coordinator/Quarterbacks
2008-09	Tennessee Titans Quality Control
2006-07	Tennessee Titans Coaching Administrative Assistant
2005	Dallas Cowboys Scouting Assistant

Bowls Coached

2022	Liberty
2021	Outback

Loggains worked as the Cleveland Browns quarterbacks coach in 2014 under offensive coordinator Kyle Shanahan. He helped quarterback Brian Hoyer to a career season as the six-year veteran won seven games (in 13 starts) and threw for over 3,000 yards while the offense produced 31 passes of 25+ yards, the 10th most of any team in the league.

Loggains began his coaching career with Tennessee in 2006, and spent eight seasons with the Titans in a variety of roles, ultimately serving as the offensive coordinator for the final five games of 2012 and all of 2013. After head coach Mike Munchak elevated him to full-time offensive coordinator, he helped wide receiver Kendall Wright and running back Chris Johnson become just the organization's fifth 1,000-yard receiving/rushing combo as Wright brought in 94 catches for 1,079 yards and Johnson gained 1,077 rushing yards.

Loggains began his career with the Titans as a coaching administrative assistant (2006-07) and quality control coach (2008-09) before spending the next three seasons as the quarterbacks/passing game coordinator, helping quarterback Vince Young achieve a career-high passer rating in 2010, garnering a Pro Bowl appearance.

Loggains first professional experience came with the Dallas Cowboys as a scouting assistant in 2005. In that role, he helped the Cowboys with opponent film breakdown and statistical analysis to be used for game-plan preparation.

Loggains attended the University of Arkansas, where he earned a bachelor's degree in kinesiology in 2003 and a master's degree in education in 2005. He walked-on to the Razorback football program in 2000 as a quarterback and holder before earning a scholarship and becoming a four-year letterman, appearing in 50 games.

Loggains and his wife Beth have four children: daughters Reese, Aven and Connor and son, Ryne.



**STERLING
LUCAS**

**OUTSIDE LINEBACKERS/DEF. ENDS
(NORTH CAROLINA STATE, 2012)
SECOND YEAR AT SOUTH CAROLINA**



Sterling Lucas begins his second season on the Gamecocks' coaching staff. He officially joined the Gamecocks' on-field coaching staff on Jan. 14, 2022 as the defensive ends/outside linebackers coach.

In his first season in Columbia, the Gamecocks ranked 27th in the country in pass efficiency defense and 34th in passing defense, allowing just 206.7 yards per game through the air. The Gamecock defense forced 23 turnovers, including eight fumble recoveries and 15 interceptions. The 23 turnovers forced ranked second in the SEC and 20th in the country, while the 15 picks ranked first in the league and 14th in the nation.

Lucas, an Orangeburg, S.C., native, spent the previous year as an assistant defensive line coach for the NFL's Jacksonville Jaguars. Prior to that, he spent five seasons (2016-20) working with the Baltimore Ravens.

Lucas began his tenure in Baltimore in 2016 and held various roles on the defensive side of the ball until 2020, when he worked with the defensive line under current Jaguars defensive coordinator Joe Cullen. With Lucas on staff from 2016-20, the Ravens led the NFL in total defense (314.1 yards per game), allowed the second-fewest rushing yards per game (97.1) and produced the third-most takeaways (126). Lucas worked closely with several Pro Bowl players while in Baltimore, including DL Calais Campbell (2020), OLB Matthew Judon (2019 and 2020) and LB C.J. Mosley (2017 and 2018).

In 2020, Lucas helped the Ravens advance to the AFC Divisional round as their defense allowed the second-fewest points (18.9) and seventh-fewest yards (329.8) per game in the NFL. He was promoted from defensive quality control coach to defensive assistant/linebackers coach in 2019 and assisted with the team's linebackers, which helped the team allow the NFL's third-fewest points per game (17.6) and the fourth-fewest yards per game (300.6). Baltimore earned a franchise-best 14-2 record and its second-straight AFC North title.

In 2018, Lucas worked with the NFL's No. 1 ranked defense (292.2 yards per game allowed), which permitted the league's second-fewest points per games (17.9). He served as an administrative assistant for the defense in 2017, helping Baltimore post NFL bests in takeaways (34), INTs (22) and shut-outs (three). He originally joined the team in 2016 working on the defensive side of the ball, while also assisting the strength and conditioning staff.

Lucas began his coaching career at North Carolina State where he spent 2013 as a graduate assistant in the strength and conditioning department prior to spending 2014-15 as a defensive graduate assistant, with a primary focus on coaching the linebackers and nickelbacks. South Carolina's defensive coordinator Clayton White was on the NC State defensive staff during that time, coaching the safeties.

The Lucas File

Born:	January 7, 1990
Hometown:	Orangeburg, S.C.
Wife:	Brittany
Children:	Londyn and Ari

Coaching History

2022-23	South Carolina Defensive Ends/Outside Linebackers
2021	Jacksonville (NFL) Assistant Defensive Line
2020	Baltimore (NFL) Defensive Assistant/Defensive Line
2019	Baltimore (NFL) Defensive Assistant/Linebackers
2018	Baltimore (NFL) Quality Control - Defense
2017	Baltimore (NFL) Administrative Assistant - Defense
2016	Baltimore (NFL) Defensive Asst./Strength & Conditioning Asst.
2014-15	NC State Defensive Graduate Assistant
2013	NC State Strength & Conditioning Graduate Assistant

Bowls Coached

2022	Gator
2015	Belk
2014	St. Petersburg

A product of Orangeburg-Wilkinson High School, Lucas graduated from North Carolina State in 2012 with a bachelor's degree in communications and played linebacker for the Wolfpack from 2008-12, finishing his career with 167 tackles, 4.0 sacks and one INT.

Lucas and his wife Brittany, have two children, Londyn and Ari.



**TRAVIAN
ROBERTSON**

DEFENSIVE LINE

(SOUTH CAROLINA, 2011)

FIRST YEAR AT SOUTH CAROLINA



Travian Robertson was named as the Gamecocks' defensive line coach on May 1, 2023.

Robertson, who returns to his alma mater, spent the 2022 season at Tulane, where he helped head coach Willie Fritz and the Green Wave to a 12-2 record overall, including a win over Southern California in the 2023 Cotton Bowl. The Green Wave went 7-1 in the American Athletic Conference, defeated UCF in the conference championship game for their first-ever AAC football title, and finished the season ranked ninth in both the AP and Coaches' polls. Tulane allowed 22.2 points and 360.4 yards per game, surrendering just 3.9 yards per rush. Defensive tackle Patrick Jenkins and defensive end Darius Hodges both earned second-team all-AAC honors.

Robertson came to Tulane after serving as a defensive line coach at Georgia State, where he worked under former Gamecock assistant and interim head coach Shawn Elliott for three years. During that three-year stint, the Panthers collected 94 sacks (2.4 per game), including a school-record 38 sacks in 2021.

The Panthers earned back-to-back-to-back bowl berths in his three seasons, and under Robertson's tutelage, defensive linemen Dontae Wilson and Hardrick Willis earned All-Sun Belt Conference honors. Willis also became the Panthers' career sack leader.

In 2021, GSU ranked 15th nationally in tackles for loss at 7.1 per game. The team was second in the Sun Belt Conference and 23rd nationally in sacks, averaging 2.92 per contest.

In 2020, Robertson helped the GSU defense rank No. 8 in FBS with 21 turnovers forced while allowing a program-record 3.86 yards per rush. The Panthers' average of 136.6 rushing yards allowed per game was the second-best mark in school history, while boasting four of the program's top 11 single-game performances against the run.

A former graduate assistant on the Georgia State staff, Robertson returned to Atlanta in June 2019 after one season as the defensive line coach at Albany State. He helped the Rams to a 7-4 record, including the SIAC East title, in 2018.

Robertson originally served on Elliott's staff in 2017 as a graduate assistant working with the defensive line. The Panthers posted a 7-5 record, capped by the program's first bowl victory over Western Kentucky in the AutoNation Cure Bowl. The GSU defense set school records for fewest points allowed per game, fewest rushing yards allowed per game (136.4) and fewest yards per rushing attempt (4.13) as well as most sacks in a game (7) and season (24.0).

Robertson was an outstanding defensive lineman himself, lettering four years at South Carolina from 2007-11, where he earned Southeastern Conference All-Academic honors and served as team captain in 2011.

The Robertson File

Born:	December 9, 1988
Hometown:	Laurinburg, N.C.
Wife:	Kettiany
Children:	Travian Jr., Trenton and Tristan

Coaching History

2023	South Carolina Defensive Line
2022	Tulane Defensive Line
2019-21	Georgia State Defensive Line
2018	Albany State Defensive Line
2017	Georgia State Graduate Assistant

Bowls Coached

2023	Cotton
2021	Camellia
2020	Lending Tree
2019	Arizona
2017	Cure

He was selected by the Atlanta Falcons in the seventh round of the 2012 NFL Draft and played for the Falcons as well as the Seattle Seahawks and Washington Redskins over four seasons.

Born Dec. 9, 1988, Robertson is a native of Laurinburg, N.C. He and his wife Kettiany, who ran track at South Carolina, have three sons: Travian Jr., Trenton and Tristan.



JUSTIN STEPP

WIDE RECEIVERS

**(FURMAN, 2007)
THIRD YEAR AT SOUTH CAROLINA**



Columbia native Justin Stepp begins his third season with the Gamecocks. He joined the University of South Carolina football staff as the wide receivers coach on Jan. 4, 2021.

In his first season at Carolina, Stepp was instrumental in helping Josh Vann put together his best season as a Gamecock and become a quality SEC receiver. Vann led the team with 43 receptions for 679 yards after logging just 47 catches for 377 yards over his first three seasons in Columbia.

In his second season, Stepp transformed transfer Antwane Wells Jr. into an All-SEC selection after he led the team with 68 receptions for 928 yards and six touchdowns. Senior Jalen Brooks added 33 catches for 504 yards and parlayed that performance into an invite to the 2023 NFL Combine.

Stepp spent the prior three seasons as the wide receivers coach at the University of Arkansas. During his time in Fayetteville, he had five players combine for six 400-yard seasons and 26 touchdowns. In 2020, sophomore Trey-lon Burks became the first Arkansas wide receiver to earn All-SEC recognition since 2015 after hauling in 51 catches for 820 yards and seven touchdowns. In 2019, Burks and Trey Knox were one of the top freshmen receiving tandems in the nation, combining for 57 catches and 860 yards, most among SEC freshman duos.

Off the field, Stepp was named as one of the nation's Top-25 recruiters by Rivals thanks to the addition of four four-star receivers. The Razorbacks were the only team in the nation to sign four four-star wide receivers in the 2019 class. In Stepp's four recruiting classes on the Hill, he's brought in seven 4-stars recruits. In addition, Stepp was selected to participate in the 2018 AFCA 35 Under 35 Coaches Leadership Institute, a prestigious program aimed at identifying and developing premier, future leaders in the football coaching profession. He was also named a finalist for the 2017 FootballScoop Wide Receivers Coach of the Year award.

Prior to his arrival in Fayetteville, Stepp spent three seasons (2015-17) as the wide receivers coach at SMU under head coach Chad Morris. Stepp's protégés Courtland Sutton and Trey Quinn were two of the most dynamic wide receivers in college football in 2017 and each went on to be selected in the 2018 NFL Draft. The Mustangs boasted one of the most prolific passing attacks in the nation with All-Americans Sutton and Quinn each posting 1,000-yard receiving seasons. SMU was one of only two schools with multiple 1,000-yard receivers in 2017. In addition, Sutton and Quinn were the only pair of teammates to rank in the top-10 in touchdown receptions and combined for a dozen 100-yard receiving games.

In 2016, Sutton led the SMU offense for the second-straight season, hauling in 76 passes for 1,246 yards and 10 TDs to become SMU's first 1,000-yard

The Stepp File

Born:	July 5, 1983
Hometown:	Pelion, S.C.
Wife:	Brooke
Children:	Courtland and Allison

Coaching History

2021-23	South Carolina Wide Receivers
2018-20	Arkansas Wide Receivers
2015-17	SMU Wide Receivers
2012-14	Appalachian State Wide Receivers
2009-11	Clemson Graduate Assistant
2008	North Greenville Wide Receivers/Recruiting Coordinator
2007	Fort Mill (S.C.) HS Wide Receivers/Strength & Conditioning

Bowls Coached

2022	Gator
2021	Duke's Mayo
2017	Frisco
2012	Orange
2010	Meineke Car Care
2009	Music City

FCS Playoffs

2012	First Round
-------------	-------------

receiver since 2013. In addition, James Proche, caught 57 passes for 709 yards and six scores on his way to Freshman All-America honors.

Stepp's first season at SMU saw him develop Sutton into a Freshman All-American in 2015 after leading all FBS freshmen with nine receiving touchdowns. He set an SMU freshman record for receiving yards with 862 and tied for the most touchdowns by a freshman.

Stepp's first full-time collegiate role came as the wide receivers coach at Appalachian State University from 2012-14. While at App State he coached three players who combined to earn five All-Southern Conference honors, including All-American Sean Price who set NCAA Division I FCS freshman records with 81 receptions and 1,196 receiving yards in 2012.

Stepp starred at Pelion (S.C.) High, helping the Panthers to an unbeaten regular season in 2000, before becoming a standout wide receiver and punt returner at Furman from 2003-06. He earned All-SoCon recognition as a junior and senior and finished his playing career with 118 catches for 1,568 yards and 10 touchdowns.

Stepp's professional career began as wide receivers and strength coach at Fort Mill (S.C.) High School in 2007 before becoming the wide receivers coach and recruiting coordinator at NCAA Division II North Greenville in 2008. He worked as a graduate assistant at Clemson from 2009-11.

Born July 5, 1983, Stepp and his wife, Brooke, have a son, Courtland Spencer, and a daughter, Allison Blair. His twin brother, Josh, is an assistant football coach at Cincinnati.



**LONNIE
TEASLEY**

OFFENSIVE LINE

(WINSTON-SALEM STATE, 2008)

THIRD YEAR AT SOUTH CAROLINA



Lonnie Teasley assumed the role as the Gamecocks' offensive line coach on a full-time basis on Jan. 6, 2023, replacing Greg Adkins as one of the Gamecocks' 10 on-field coaches.

Teasley took over the on-field coaching duties with the Gamecocks' offensive line early in the 2022 season while Adkins was dealing with a minor health issue that limited his availability. Under his guidance, Jovaughn Gwyn earned second-team All-SEC honors from the league's coaches, was invited to the Reese's Senior Bowl and to the 2023 NFL Combine and was a seventh round draft selection by the Atlanta Falcons.

Teasley joined the South Carolina staff in 2021 as an offensive analyst after spending the previous two years as the offensive line coach at North Carolina Central University. Prior to that, he worked as the offensive line coach at Arkansas-Pine Bluff (2018) and Tennessee Tech (2017). He also has NFL experience, having worked for two seasons (2015-16) with the Baltimore Ravens, assisting the offensive line coach. He also served as an assistant offensive line coach at Temple for the 2014 campaign.

Teasley coached for three years in the MEAC as an assistant coach and graduate assistant at Delaware State, leading the linebackers (2013) and tight ends (2011-12). He began his coaching career at Brunswick (Ga.) High School as a defensive line coach for three seasons (2008-10).

Teasley played on the offensive line at Hofstra and Winston-Salem State, graduating from WSSU in 2008.

Teasley, born April 6, 1984, and his wife, Carma, have three daughters, Elizabeth, Ava and Olivia.

The Teasley File

Born:	April 6, 1984
Hometown:	Willingboro, N.J.
Wife:	Carma
Children:	Elizabeth, Ava and Olivia

Coaching History

2023	South Carolina Offensive Line
2021-22	South Carolina Offensive Analyst
2019-20	North Carolina Central Offensive Line
2018	Arkansas-Pine Bluff Offensive Line
2017	Tennessee Tech Offensive Line
2015-16	Baltimore Ravens Offensive Line Assistant
2014	Temple Assistant Offensive Line
2013	Delaware State Linebackers
2011-12	Delaware State Tight Ends
2008-10	Brunswick (Ga.) High School Defensive Line

Bowls Coached

2022	Gator
2021	Duke's Mayo



**CLAYTON
WHITE**

DEFENSIVE COORD./INSIDE LB

(NORTH CAROLINA STATE, 2001)

THIRD YEAR AT SOUTH CAROLINA



Clayton White, a four-time Frank Broyles Award nominee for the nation's top assistant coach (2017, 2019, 2020 and 2021) and a 20-year coaching veteran. begins his third season in Columbia. He was named the defensive coordinator on Jan. 10, 2021.

In his first season in Columbia, the Carolina defense allowed 24.0 points per game, ranking 46th in the nation, with six of its 13 opponents scoring 17 points or less. That was following a 2020 season in which they allowed 36.0 points per game and ranked 105th in scoring defense. The Gamecocks forced 24 turnovers, ranking first in the SEC and tied for 14th in the country in turnovers gained. Fifteen interceptions tied for second in the SEC lead and for 14th in the country. Nine fumble recoveries tied for the SEC lead and for 25th in the nation. The defense scored four times – three pick-sixes and a scoop-and score, tying for the SEC lead and for seventh in the nation. Carolina surrendered 180.8 yards per game through the air, the fewest since 2011, ranking atop the SEC and seventh in the nation. Safety Jaylan Foster earned All-America honors.

In 2022, the Gamecocks ranked 27th in the country in pass efficiency defense and 34th in passing defense, allowing 206.7 yards per game through the air. They forced 23 turnovers, ranking second in the SEC and 20th in the country. Fifteen picks ranked first in the league and 14th in the nation. The defense scored two touchdowns, both on interception returns in the TaxSlayer Gator Bowl against Notre Dame. Safety Nick Emmanwori earned true freshman All-America honors and was named to the SEC All-Freshman team. Three defensive players - Cam Smith, Zaach Pickens and Darius Rush - were selected in the 2023 NFL Draft.

White spent the prior four seasons as the defensive coordinator and cornerbacks coach at Western Kentucky University.

In 2020, the Hilltoppers ranked 28th in total defense, including eighth in the nation in passing defense, allowing just 177.3 yards per game through the air. WKU was third in the nation with 68 passes defended and the defense scored three touchdowns.

In 2019, WKU produced a top 25 overall defense. WKU allowed 20.1 total points per game, the lowest mark for the program since 2004 and ranked No. 22 in FBS. Defensive end DeAngelo Malone was voted 2019 Conference USA Defensive Player of the Year after producing 99 total tackles – including 21 for loss – with 11.5 sacks and 16 quarterback hurries.

The Hilltoppers were one of the nation's stingiest inside the red zone in 2018. WKU allowed just a 103.41 passer rating with their backs against the wall, good for the sixth-best mark nationally. Even better, the Hilltoppers allowed opposing quarterbacks to complete passes at just a 32.7 percent clip, the best mark in the nation.

During White's first campaign as the defensive playcaller in 2017, the Hilltoppers enjoyed a historic stretch, holding opponents to their fewest point totals through the season's first seven games in 15 years and a record over that span in the FBS era.

The pass defense was also one of the nation's stingiest in allowing passing touchdowns, as opposing teams found the end zone just 11 times through the air, a mark which ranked No. 5 nationally. The Hilltoppers ranked No. 40 nationally in pass defense – an improvement of 79 spots from the previous season.

The White File

Born:	December 2, 1977
Hometown:	Dunn, N.C.
Wife:	Kelly
Children:	Chase and Macy

Coaching History

2021-23	South Carolina Defensive Coordinator/Inside Linebackers
2017-20	Western Kentucky Defensive Coordinator/Cornerbacks
2013-16	NC State Safeties/Co-Special Teams Coordinator
2011-12	UConn Running Backs/Special Teams Coordinator
2010	Western Kentucky Defensive Backs/Co-Special Teams Coordinator
2007-09	Stanford Defensive Backs
2006	Western Michigan Defensive Backs
2004-05	Western Carolina Cornerbacks
2003	Sanderson (N.C.) HS Defensive Backs

Bowls Coached

2022	Gator	2016	Independence
2021	Duke's Mayo	2015	Belk
2020	Lending Tree	2014	St. Petersburg
2019	First Responders	2009	Sun
2017	Cure	2007	International

Prior to his arrival in Bowling Green, White spent four seasons as the co-Special Teams Coordinator/Safeties Coach at NC State (2013-16). The Wolfpack ranked in the top-30 in total defense in both 2015 and 2016. In 2015, NC State was one of only two schools in the FBS to finish in the Top 20 in both kickoff return and punt return. Defensive back Dontae Johnson was selected in the fourth round of the 2014 NFL Draft by the San Francisco 49ers.

White served as the Special Teams Coordinator/Running Backs Coach at UConn from 2011-12. While in Storrs, the Huskies tied for the national lead with three punt returns for touchdowns and led the Big East with a 12.5 punt return average, good for No. 18 nationally. Running back Lyle McCombs was named an FWAAs Freshman All-American after becoming just the second Husky to rush for more than 1,000 yards in his freshman campaign.

White spent one season in Bowling Green on Willie Taggart's first staff in 2010 and helped to build the WKU program during the FCS-to-FBS transition. He served as the Co-Special Teams Coordinator and Defensive Backs Coach.

White had a three-year run at Stanford (2007-09) where he coached the Cardinal defensive backs, including future NFL Pro Bowler Richard Sherman, and future NFL players Michael Thomas, Johnson Bademosi and Delano Howell. The Cardinal rose to as high as No. 14 in the polls in 2009 and reached a bowl game for the first time since 2001 that year.

White's first coaching stop came as a defensive backs coach at Sanderson (N.C.) High in 2003. He also had stints at Western Carolina and Western Michigan.

White was a three-year letterman at linebacker at NC State (1997-2000), ending his career in the Wolfpack record book in several categories including career tackles for loss (33), single-season tackles for loss (16) and tackles in a single game (23). He had a three-year NFL career with the New York Giants (2001-02) and Tampa Bay (2003).

Originally from Dunn, N.C., and a 2001 graduate with a degree in sport management from NC State, White and his wife Kelly have two children, Chase and Macy.



**Jody
WRIGHT**

TIGHT ENDS

(JACKSONVILLE ST. 2005)

SECOND YEAR AT SOUTH CAROLINA



Jody Wright begins his second season on Shane Beamer's coaching staff at South Carolina. He joined the Gamecocks' football staff on Feb. 18, 2022. He coaches the Gamecocks' tight ends.

In his first season in Columbia, Wright had a quartet of tight ends in Jaheim Bell, Austin Stogner, Nate Adkins and Traevon Kenion, who all had productive seasons. Bell, who spent part of the season at running back, led the unit with 25 catches, while Stogner (20) and Adkins (13) had double-digit receptions.

Wright came to Carolina after spending the prior two seasons in the NFL with the New York Giants. He joined the Giants' staff as a defensive assistant coach working with the linebackers in 2020, and in 2021 worked as an offensive assistant with the running backs under head coach Joe Judge. Prior to his stint with the Giants, Wright spent one year (2019) with the Cleveland Browns as an offensive assistant working with the running backs.

Wright last worked at the collegiate level in 2018 at UAB, serving as the Blazers' assistant head coach/running game coordinator/offensive line coach. UAB posted a school record 11 wins that season under head coach Bill Clark. It was Wright's second stint at UAB, as he also worked as the Blazers' assistant head coach/running backs coach in 2014. The Blazers rushed for 2,637 yards and 17 touchdowns, an average of 219.8 yards rushing per game, as UAB (6-6) become bowl eligible for the first time since 2004.

From 2015-17, Wright served as the Director of Player Personnel under Nick Saban at Alabama. The Crimson Tide posted a 41-3 mark during that three-year stretch and won two national championships. Wright's responsibilities included the organization of all recruiting and personnel efforts as well as serving as the NFL liaison. Alabama put together the No. 1 signing class in all three recruiting cycles. That three-year stretch marked Wright's second tour of duty at Alabama, as he worked as a graduate assistant in 2010 and an offensive analyst in 2011-12, when the Crimson Tide won back-to-back national titles.

Wright, a 2005 graduate of Jacksonville State University, served as the tight end coach passing game/recruiting coordinator at his alma mater in 2013. The Gamecocks advanced to the third round of the FCS playoffs in 2013, finishing with a record of 11-4. JSU ranked second in the Ohio Valley Conference in total offense (442 yards per game) and scoring offense (35.2 ppg).

Wright began his coaching career as a student assistant at Jacksonville State in 2002, and was part of the JSU program that won the 2003 and 2004 Ohio Valley Conference championships.

He spent the next five seasons (2005-09) at Mississippi State University, where he worked as an offensive graduate assistant and eventually the director of football operations. He earned his master's degree in 2009. Coach Beamer was on that Bulldogs' staff for the 2005 and '06 seasons under Sylvester Croom.

The Wright File

Born:	July 21, 1981
Hometown:	Blacksburg, Va.
Wife:	Meredith
Children:	Thomas, Wellesley and Landon

Coaching History

2022-23	South Carolina Tight Ends
2021	New York Giants (NFL) Offensive Assistant/Running Backs
2020	New York Giants (NFL) Defensive Assistant/Linebackers
2019	Cleveland (NFL) Offensive Assistant/Running Backs
2018	UAB Assistant Head Coach/Running Game Coord./Offensive Line
2015-17	Alabama Director of Player Personnel
2014	UAB Assistant Head Coach/Running Backs/Recruiting Coordinator
2013	Jacksonville St. Tight Ends/Passing Game Coord./Recruiting Coord.
2011-12	Alabama Offensive Analyst
2010	Alabama Graduate Assistant
2009	Mississippi State Assistant AD/Football Operations
2006-08	Mississippi State Offensive Graduate Assistant
2005	Mississippi State Volunteer Coach
2002-04	Jacksonville State Student Assistant

Bowls Coached

2022	Gator
2018	Boca Raton
2018	CFP National Championship
2018	Sugar
2017	CFP National Championship
2016	Peach
2016	CFP National Championship
2015	Cotton
2013	BCS National Championship
2012	BCS National Championship
2011	Capital One
2007	Liberty

FCS Playoffs

2013	Quarterfinals
2004	First Round
2003	First Round

Wright was an all-state running back and member of three undefeated state championship teams at Pickens Academy (Carrollton, Ala.), where he played for his father, Lynn Wright, before signing to play collegiately at Jacksonville State. Lynn Wright has won nine state football championships in the state of Alabama. Jody's older brother, Josh, has won four state championships in Alabama and is currently the head coach at Tuscaloosa Academy, while his younger brother, Jonathan, is the head coach at Bessemer Academy.

Jody and his wife, Meredith, have three children, Thomas, Wellesley and Landon.

LUKE DAY

DIRECTOR - FOOTBALL STRENGTH & CONDITIONING

(MIAMI [OHIO], 2011)



Luke Day is in his third season at Carolina after being tabbed to lead Gamecock football's strength and conditioning program on Jan. 10, 2021.

Day, who has experience at both the collegiate and professional levels, came to Columbia after spending the 2020 season as the head strength & conditioning coach at Marshall University, his second stint with the Thundering Herd. Day worked on the staff at the University of Colorado in 2019.

Day initially joined the Herd as the head strength and conditioning coach in January of 2016, a position he held for three seasons. He was recommended by Scott Sinclair, Day's predecessor, who in three years transformed the Herd strength and conditioning philosophy during a run of three-straight seasons of 10 or more wins by Coach Doc Holliday's team. Day and Sinclair – who moved from MU to the strength and conditioning director's role at Georgia – previously worked together at UCF under veteran strength coach Ed Ellis.

Prior to his arrival in Huntington, Day spent one year as an assistant on the Cincinnati Bengals' strength and conditioning staff.

Day is a native of Hamilton, Ohio, where he was significantly involved with inner-city ministry for the Hamilton Dream Center. Prior to his year with the Bengals, he spent two years as an assistant in strength and conditioning at UCF, following stints at USF (2012) and Cincinnati (2011-12). He also served as a summer volunteer in strength and conditioning with the New Orleans Saints in 2010.

Day graduated from Hamilton High School in 2006 and went to Morehead State, where he played defensive line for two years. He transferred "back home" to Miami (Ohio) and started working as a strength room intern and graduated with a degree in physical education.

His first job was designing, developing and implementing a weight room and strength program at Mount Healthy High School in Cincinnati, and through that work he made connections to the University of Cincinnati, where he spent 14 months on the strength and conditioning staff.

Day and his wife, Trisha, have a son, Jay and a daughter, Norah.

CHIP MORTON

SENIOR ASSOCIATE DIRECTOR - FB STRENGTH & CONDITIONING

(NORTH CAROLINA, 1985)



Chip Morton is in his third season in Columbia after joining the Gamecock football strength & conditioning staff in 2021.

Morton coached in the National Football League for 27 seasons from 1992 to 2018, working as an assistant strength and conditioning coach for the San Diego Chargers (1992-94), as the head strength and conditioning coach for the Carolina Panthers (1995-98), as an assistant for the Baltimore Ravens (1999-2001), and again as the head strength and conditioning coach for the Washington Redskins (2002) and Cincinnati Bengals (2003-18).

During his NFL career his teams compiled a cumulative record of 228-201-3. In addition, Morton has coached two Super Bowl teams – the 1994 Chargers and the 2000 World Champion Ravens

Prior to working in the NFL, Morton served as an assistant strength and conditioning coach for Ohio State (1985-86) and Penn State (1987-91).

Morton earned a bachelor's degree from the University of North Carolina in 1985, and a master's degree from Ohio State in 1986. He and his wife, Stacey, have seven children, including Gamecock wide receiver Aaron.

MITCH OKEY

ASSISTANT DIRECTOR - FOOTBALL STRENGTH & CONDITIONING

(FLAGLER COLLEGE, 2015)



Mitch Okey is in his third season with the Gamecocks. He came to Columbia after a one-year stint at Marshall. Prior to his arrival in Huntington, Okey worked on the Georgia football strength staff in a part-time role.

Okey spent two years (2016-17) at Georgia Southern. In 2016, he was in a G.A. role before serving as Interim Head Strength Coach for Football from July to December. In 2017, he was in an assistant role for football and served as the Head Strength Coach for women's tennis, track & field and cross-country.

Prior to that, he logged a year at UCF, working as an intern for four months before serving as an assistant strength coach for the remainder of his tenure.

Okey played baseball and interned as a strength coach for the softball, volleyball and men's soccer teams while earning a bachelor's degree in sport management from Flagler College in 2015. He earned his Master's in kinesiology from Georgia Southern in 2017 and is a certified strength & conditioning specialist – NSCA. He and his wife, Jennifer, have two children, Michael and Ella.

NATE SEDERGREN

ASSISTANT DIRECTOR - FOOTBALL STRENGTH & CONDITIONING

(WESTERN CAROLINA, 2012)



Nate Sedergren is in his third season with the Gamecocks He spent the 2020 season working at Marshall as an assistant strength and conditioning coach. Prior to that, he worked at UT-Martin for five years as the Director of Sports Performance for football and baseball.

Sedergren began his career working as an assistant strength coach at Gardner-Webb where he was responsible for training women's basketball, men's and women's track, men's and women's swimming, men's and women's golf and softball. He also assisted with football and men's basketball.

A 2012 graduate of Western Carolina with a degree in communications, Sedergren played linebacker for the Catamounts and was a team captain as a senior. He is a Certified Strength and Conditioning Specialist (CSCS) through the National Strength and Conditioning Association and has a Level 1 Performance Coach Certification through United States Weightlifting (USAW).

JAMIL WALKER

ASSISTANT DIRECTOR - FOOTBALL STRENGTH & CONDITIONING

(WISCONSIN, 2008)



Jamil Walker joined the Carolina strength staff in June of 2023 after a three-year stint as the Director of Strength & Conditioning for Arkansas Football.

Walker joined the Razorbacks from Georgia, where he was the associate strength and conditioning coach for the Bulldogs for three years.

Prior to Georgia, he was an assistant strength coach at Wisconsin. The former Badger remained at his alma mater as an intern in the strength and conditioning program in 2008 and became an assistant during the spring of 2009.

Walker graduated from UW with a bachelor's degree in 2008. At the time of his graduation, Walker was part of the winningest senior class in Wisconsin history, going 40-11 over his four-year playing career.

Walker is originally from Rolling Meadows, Ill. and has a son, Julian. He is certified through the CSCCA and USAW

**CLINT
HAGGARD**

**HEAD FOOTBALL
ATHLETIC TRAINER**

(GEORGIA, 2002)



Clint Haggard is in his 15th season at the University of South Carolina. He was named Head Football Athletic Trainer on July 22, 2009.

Prior to his arrival in Columbia, Haggard served as the Assistant Athletics Director for medical services/head athletic trainer at Rice University, a position he held from 2006-09.

Haggard began his professional career as a graduate assistant athletic trainer at Alabama for two years, before working as an assistant football athletic trainer for the Crimson Tide for two years. While at Alabama, he developed and implemented the Alabama Sports Medicine Workshop that provided learning opportunities for high school athletic trainers across the Southeast.

In the fall of 2001, Haggard served as coordinator of medical services for the Georgia State Flag Football Championships, providing medical coverage for more than 700 athletes. He also served internships for the Indianapolis Colts and the Cincinnati Reds.

Haggard received his bachelor's degree in exercise and sport science for the University of Georgia in 2002 and his master's degree in health sciences from Alabama in 2003.

In addition to his duties with Carolina Football, Haggard serves as an adjunct instructor in the Athletic Training Education Program and serves on numerous committees for the South Carolina Athletic Trainers Association. He has been a speaker at numerous conferences around the country, has published many articles and has successfully procured several athletic training related grants. He has also served as the coordinator of the SEC officials physicals and is Past-President of the SEC Sports Medicine Committee.

Haggard is certified by the National Athletic Trainers Association and is certified as an emergency medical technician basic. He holds memberships with numerous national, state and district athletic training associations.

Haggard and his wife, Erin, have a daughter, Reagan, and a son, Brewer.

**JOSH
FIKE**

**ASSISTANT FOOTBALL
ATHLETIC TRAINER**

(SOUTH CAROLINA, 2015)



Josh Fike returned to his alma mater in 2022 as assistant athletic trainer for football with several years of NCAA Division I experience.

Before returning to Columbia, Fike served over two years as the Head Athletic Trainer for football and golf at Howard University in Washington, DC. He was able to enhance the sports performance department at Howard by securing a multi-year partnership with WHOOP, providing WHOOP bands to all athletes and staff to track player readiness, recovery, and sleep throughout the year. He also served as the Head Athletic Trainer for women's basketball at Howard for the 2021-22 season. During that year the Lady Bison won their first conference championship in 21 seasons, allowing them to play in the NCAA tournament for the first time since 2001 and achieving their first NCAA tournament win in program history during the play-in game against Incarnate Word.

Prior to joining Howard University in 2020, Fike was the Head Athletic Trainer for football, track and field, and men's & women's tennis at Morgan State University. While at Morgan State, Fike garnered a pair of MEAC Championships with the men's and women's tennis team.

Fike graduated from the University of South Carolina Athletic Training Education Program in 2015 with a Bachelor of Science degree. Four years later, he received a pair of Master of Sciences in Injury Prevention and Performance Enhancement and Rehabilitation Sciences from California University of Pennsylvania. Fike has been a BOC Certified Athletic Trainer since June of 2015.

Fike and his wife, Evelyn, have a daughter, Bella.

**KELSEY
HOUNSHELL**

**ASSISTANT FOOTBALL
ATHLETIC TRAINER**

(SOUTH CAROLINA, 2016)



Kelsey Hounshell returned to her alma mater in 2019 to serve as an assistant athletic trainer for football.

Hounshell earned a bachelor's degree in athletic training from the University of South Carolina in 2016 and a master's degree in kinesiology from Louisiana State University in 2018.

During her undergraduate career, she worked with the Carolina softball, track & field, men's soccer and women's basketball teams. While serving as a graduate assistant at LSU, she worked with the Tigers' beach volleyball and football teams.

Hounshell's first full-time position came as an athletic training assistant at Coastal Carolina, where she worked with the volleyball and beach volleyball teams during the 2018-19 academic year.

Originally from Raleigh, N.C., Hounshell is certified by the National Athletic Trainers Association and is a certified emergency medical responder. In addition, she is a National Academy of Sports Medicine Performance Enhancement Specialist and a Certified Strength & Conditioning Specialist.

**JARED
MUTH**

**ASSISTANT FOOTBALL
ATHLETIC TRAINER**

(LOUISIANA STATE, 2012)



Jared Muth joined the Gamecocks' football athletic training staff in 2022 as an assistant athletic trainer under the tutelage of Clint Haggard.

Muth most recently worked at Marshall University in Huntington, W. Va., for seven years, the first two (2015-17) as an assistant athletic trainer for football and women's tennis, and the final five (2017-22) as an associate head athletic trainer overseeing the Thundering Herd football program.

Muth earned a Bachelor of Science degree in kinesiology with a concentration in athletic training from Louisiana State University in 2012.

He worked as a graduate assistant with the volleyball and women's tennis programs at the University of Memphis from 2012-14, while earning a Master's degree in sport commerce in 2013.

Muth also served as an intern athletic trainer with the football program for one year at Samford University in Birmingham, Ala.

Muth is a member of the National Athletic Trainers Association, and the South Carolina Athletic Trainers Association. He is dry needle certified, is a corrective exercise specialist and a blood flow restriction specialist.

TAYLOR EDWARDS

**DIRECTOR -
PLAYER PERSONNEL**

(MONTEVALLO, 2011)



Taylor Edwards was named the program's Director of Player Personnel on Feb. 2, 2021.

In 2022, the Gamecocks brought in the 24th-ranked recruiting class in the country, according to 247Sports, a class that included 11 four-star recruits.

Edwards came to Carolina after serving as the Director of Recruiting Operations at Maryland for the prior two seasons where he worked with head coach Mike Locksley. Edwards was instrumental in helping the Terrapins recruit the 31st-ranked class in 2020, and a top-20 recruiting class in 2021.

Prior to his stint at Maryland, Edwards spent one season (2018) as Director of Recruiting at Arkansas, where he worked alongside current Gamecock wide receivers coach Justin Stepp. In his one year in Fayetteville, Edwards helped first-year head coach Chad Morris secure a top-25 recruiting class despite coming off a 2-10 season.

Edwards got his start at Jacksonville State as an assistant in personnel and operations in 2013. He left JSU to become the Director of Recruiting at UAB in 2014. He then served as the Director of Player Personnel at Samford before joining Nick Saban's staff at Alabama in 2017 as a Player Personnel Assistant.

A native of Pleasant Grove, Ala., Edwards is a 2011 graduate of the University of Montevallo with a degree in business administration. He earned his master's degree in sport and fitness administration from Troy University in 2013,

ZACH FREHSE

**DIRECTOR -
GRAPHIC DESIGN**

(SOUTH CAROLINA, 2017)



Zach Frehse has served as the Director of Football Graphic Design since March of 2019. In his role, he oversees all aspects of the creation and design of recruiting graphics for prospective student-athletes with the help of his team of student designers.

Frehse started working in athletics at South Carolina in the summer of 2017 as a sports marketing intern. He joined the football creative services department later that fall and was promoted to assistant director in 2018.

A native of Charleston, S.C., he graduated from the University of South Carolina with a Bachelor of Fine Arts degree in graphic design in 2017.

Frehse and his wife, Katherine, have one dog, Apollo.

CHARLES JACKSON JR.

**DIRECTOR -
CHARACTER & LIFE SKILLS**

(SOUTH CAROLINA STATE, 2000)



Reverend Charles B. Jackson, Jr. is in his seventh season as the Gamecock Football's Director of Character and Life Skills.

A Columbia native, Jackson graduated from South Carolina State with a business management degree.

Jackson continued his education at the Morehouse School of Religion on the campus of the ITC in Atlanta where earned the Master of Divinity degree with a concentration in Homiletics. Jackson is also clinically certified by Palmetto Health, having completed an extensive unit of Clinical Pastoral Education.

Jackson received his license to preach the Gospel in 2001 and was ordained into the ministry in 2002. He is presently the pastor of the New Laurel Street Missionary Baptist Church.

Jackson and his wife, Iva, have four children, Charles III ("Tre"), Caleb, Carter and Kayla.

JESSICA JACKSON

**DIRECTOR -
ON-CAMPUS RECRUITING**

(ALABAMA, 2014)



Jessica Jackson has served as Director of On-Campus Recruiting since January 2016. Her responsibilities include coordination of official and unofficial visits, managing compliance records, gameday operations and a database of over 12,000 recruits. She is the eligibility center liaison and ensures smooth transitions for players. She has helped recruit over 30 active NFL athletes.

Jackson attended the University of Alabama where she served as a football recruiting and operations assistant. She was a part of the 2011 & 2012 BCS National Championship staff and contributed to four-consecutive No. 1 ranked recruiting classes. While at Alabama she was a member of the rowing and weightlifting teams as well as the Theta Sigma Chapter of Alpha Kappa Alpha Sorority, Inc. She graduated in 2014 with a degree in kinesiology.

Jackson joined the Chick-fil-A Peach Bowl event staff and assisted in coordinating the Chick-fil-A Peach Bowl's inaugural year in the College Football Playoffs, along with coordinating two season-opening kickoff games.

Jackson earned her MBA from LSU in 2020 with a 4.0 GPA. Jackson is passionate about creating opportunities and curriculums to properly train those interested in working at the highest level in sports.

A native of Fayetteville, Ga., she has two dogs, Mason and Major.

JOE LISLE

**ASSOCIATE ATHLETICS DIRECTOR -
VIDEO OPERATIONS**

(MIDDLE TENNESSEE STATE, 1990)



Joe Lisle is in his 27th year as the Football Video Coordinator. In 2021, he was promoted to Associate AD/Video Operations.

Lisle also now is the director of the Live Video Operations unit, which produces events for linear and digital live broadcast and video board operations.

Lisle has twice been honored as the Collegiate Sports Video Association's Outstanding SEC Video Coordinator and was Carolina's Teammate of the Year in 2008-09.

Lisle came to Columbia after two years as the video coordinator at Memphis.

Lisle received his degree in mass communications with an emphasis in broadcast production from Middle Tennessee State in 1990. He assumed the role of video coordinator at his alma mater while in his last year of undergraduate study. Lisle also coached kickers at MTSU, including four who earned all-conference honors and one All-American.

A placekicker at MTSU, Lisle led the nation in field goals as a senior.

He and his wife, Anne, have three children, Mark, Gordon and Maggie Grace.

DERRICK MOORE

EXECUTIVE DIRECTOR - CHARACTER & DEVELOPMENT

(NORTHEASTERN STATE, 1992)



Derrick Moore was named the program's Executive Director of Character and Player Development on Jan. 21, 2021. He brings his leadership, passion, energy, experience of inspiring student-athletes, coaches, and administrators to Columbia. He is also one of the most sought-after speakers in the nation.

Moore worked with the Georgia Tech football program from 2001-20. He originally was on staff with the FCA and later became the Director of Character Development for Georgia Tech Athletics. He was a key member of the renowned Georgia Tech Total Person Program.

A native of Albany, Ga., Moore is a 1992 graduate of Northeastern State University where he was an All-American running back. He was selected by Atlanta in the 1992 NFL Draft and played six years in the NFL with stops in Detroit, Carolina and Arizona. After his pro career, he coached running backs and special teams for three years at Morehouse College in Atlanta.

Moore and his wife, Stephanie Perry Moore, have three adult children, Dustyn, Sydni and Sheldyn.

YIMO QUEIPO RODRIGUEZ

DIRECTOR - FOOTBALL PERFORMANCE NUTRITION

(UNIVERSITY AT BUFFALO, 2017)



Yimo Queipo Rodriguez joined the Gamecocks' staff in the spring of 2023 as the team's Director - Football Performance Nutrition.

In that role, he is responsible for managing all aspects of performance nutrition for the team which includes coordinating all meals throughout the year, counseling athletes, and analyzing the athletes body compositions and hydration needs. He collaborates with the coaching and training staffs to provide updates on nutrition concerns, priorities, and accomplishments for each individual player.

A former minor league baseball pitcher in the Los Angeles Dodgers organization, Rodriguez came to Columbia after serving as the Coordinator and Performance Dietitian for the Chicago Cubs. Prior to that, he spent five and a half years as the lead sports dietitian at the University of Rochester Sports Medicine.

On the side, Rodriguez provides professional pitching instruction to baseball athletes of all ages.

Rodriguez graduated from State University of New York College at Buffalo with a bachelor's degree in dietetics. He completed a clinical internship at Buffalo (N.Y.) General Hospital allowing him to become a Registered Dietitian. He then acquired a certified sports nutrition specialty in strength & conditioning.

LARRY WATERS

DIRECTOR - FOOTBALL EQUIPMENT OPERATIONS

(MISSISSIPPI STATE, 2010)



Larry Waters joined the Carolina football staff in 2016 as Director – Football Equipment Operations.

Waters came to Columbia following a five-year stint as an assistant equipment manager for football at Alabama. During that time, the Crimson Tide won a pair of football national championships.

Waters earned a degree in political science from Mississippi State in 2010. While an undergrad, he served as a football student manager.

In 2010, Waters worked first as an equipment intern for the New Orleans Saints in the NFL, before being named a full-time equipment assistant for the Saints upon graduation. He left New Orleans in 2012 to join the Alabama football equipment staff.

Waters, who hails from Collins, Miss., and his wife, Sarah Weed Waters, have one daughter, Harper.

CLYDE WRENN

DIRECTOR - HIGH SCHOOL RELATIONS

(NC STATE, 1965)



Clyde Wrenn returned to the football offices in 2016 after working in the development arm of Gamecock Athletics. He has accrued more than 30 years of experience at the high school, college and professional levels.

Wrenn spent 11 years at South Carolina as an Assistant Athletics Director from 1993-2004, first as Football Recruiting Coordinator and later for High School Relations, before leaving to pursue other opportunities. Prior to his return to Columbia, he spent one year as the director of football operations at Southern Miss under Ellis Johnson.

A native of Chester, S.C., Wrenn was a football coach at the high school level for seven years and worked as the recruiting coordinator at Clemson for 11 seasons. He also spent two years as a scout with the NFL's Denver Broncos.

Wrenn earned his bachelor's degree from NC State in 1965. He later received a master's degree from Western Carolina in 1969.

GEORGE WYNN

DIRECTOR - FOOTBALL OPERATIONS

(GEORGIA, 1992)



George Wynn was named Director of Football Operations on February 1, 2018. Prior to his arrival in Columbia, Wynn logged stops as DFO at Arizona State (1999-05), Texas (2005-11) and at Florida (2011-17).

Wynn oversees the logistics relating to the spring, preseason and post-season practices, serves as the liaison to the compliance office and several other athletics and university departments, coordinates team travel arrangements and oversees the football budget.

Wynn was a three-year starter in football at Georgia. A team captain as a senior (operation turnaround), Wynn earned his bachelor's degree in criminal justice in 1992. He played football professionally for two seasons in the CFL with the Saskatchewan Roughriders.

Following his retirement as a player, Wynn returned to Georgia, where he earned a master's degree in sports management in 1995 while serving as a recruiting coordinator assistant for the Bulldog football team. He then logged a stint as a compliance services intern for the NCAA before taking a position as a regional marketing director for the Harlem Globetrotters working with Geese Ausbie from 1996-1999.

Wynn and his wife, Leesha, have two children, Royce and Lena.

**GREG
ADKINS**

ANALYST - OFFENSE

**(MARSHALL, 1990)
THIRD YEAR AT SOUTH CAROLINA**



Greg Adkins is in his third season at South Carolina. He spent the 2021 and 2022 seasons serving as an offensive line coach on Shane Beamer's staff before transitioning into an analyst role with the offensive line in 2023.

Adkins came to Carolina after having spent the previous three seasons as the offensive line coach and recruiting coordinator at Marshall University, working under head coach Doc Holliday. Marshall posted a 24-12 record from 2018-20 in what was his second tour of duty with the Thundering Herd.

Adkins has a long history at Marshall, as he began his coaching career at his alma mater, mentoring the defensive line, tight ends and offensive line in Huntington for five seasons from 1991-95. He was on the staff that won the 1992 Division I-AA national championship and appeared in three other I-AA title games (1991, '93 and '95).

Between his two tours of duty at Marshall, Adkins coached the offensive line at six schools, including four Power-5 schools, two of which are in the SEC. His resume includes stints at Georgia (1996-2000), Troy (2001-02), Tennessee (2003-08), Syracuse (2009-12), Oklahoma State (2015-17) and Charlotte (2018). He also handled recruiting duties at Syracuse, Tennessee and Troy; coached tight ends and defensive line at Georgia; mentored the tight ends at Tennessee; and served as Charlotte's run game coordinator and interim offensive coordinator.

Adkins also has NFL experience, having a two-year stint in Buffalo as the Bills' tight ends coach from 2013-14.

Born March 25, 1968, Adkins is a native of Cross Lanes, West Virginia. He played four seasons as an offensive lineman at Marshall, graduating in 1990.

Adkins has three children: Nick, a former lefthanded pitcher at Marshall; Nate, a tight end who finished his collegiate career at South Carolina after transferring from East Tennessee State and is now with the Denver Broncos; and Natalie, a junior at Tennessee.

**KEVIN
HUBBARD**

ANALYST - DEFENSE

**(NC STATE, 2004)
FIRST YEAR AT SOUTH CAROLINA**



Kevin Hubbard joined the Gamecocks' staff as an analyst for the defense in the summer of 2023. He spent the last four seasons at Catholic University in Washington, D.C., including the last three as the team's assistant head coach/defensive coordinator after working with the team's inside linebackers.

In June 2019, Hubbard was invited to attend a mandatory minicamp with the Washington Football Team as part of the Bill Walsh NFL Diversity Coaching Fellowship. He was one of the eight selections from a field of more than 130 candidates. During his five days with the three-time Super Bowl champions, Hubbard worked under inside linebackers coach Rob Ryan and attended all meetings while participating on the field during practices.

Hubbard joined the Cardinals after spending one season as the linebackers coach at Division II Black Hills State in South Dakota in 2018.

Prior to Black Hills State, Hubbard was the head football coach at New Smyrna Beach High School in Florida from 2015-17.

Hubbard also spent one season as the defensive coordinator and defensive backs coach at New Smyrna Beach in 2011 before spending three years as the athletic director, assistant football coach and head wrestling coach at Pageland Central High School in South Carolina.

Hubbard was a defensive G.A. at FCS Jacksonville University in 2009 and 2010. The Dolphins went 10-1 and won a share of the PFL championship in 2010. In 2008, he spent one season as the defensive coordinator and linebackers coach at Edward Waters College who were champions of the Gulf Coast Athletic Conference (GCAC).

From 2005-07, Hubbard was the defensive coordinator, defensive line, and linebackers coach at Mandarin High School in Jacksonville.

Hubbard began his coaching career in 2004 as an assistant coach at Division II Shaw University where the Bears won the CIAA championship.

Hubbard was an All-American running back and linebacker at Forest Hills High School in Marshville, N.C. He played football while earning a bachelor's degree in sociology from NC State in 2004 and later received his master's in sports management from Jacksonville in 2011.

He and his wife, Jackie, have three children: JD, Dakota and London.

**TREY
MONEY**

ANALYST - DEFENSE

**(APPALACHIAN STATE, 2017)
SECOND YEAR AT SOUTH CAROLINA**



Trey Money is in his first season as an analyst for the Gamecocks' defense, after spending one season as a G.A. for the defense at Carolina. His primary focus is with the linebackers.

Money came to Columbia after a two-year stint at his alma mater, Appalachian State, working in quality control with the Mountaineer linebackers.

Money began his coaching career at App State, where he spent four seasons – three as a student assistant (2014-16) and one as a G.A. (2017). During that time, App State compiled a 37-14 record, won bowl games in each of its first three seasons as full-fledged members of NCAA Division I FBS (2015-17) and claimed back-to-back Sun Belt Conference championships (2016-17).

He then spent one year at Georgia Tech as a G.A. working with the inside linebackers, then one year at Louisville as a G.A. assisting the safeties.

Money, who graduated from App State in 2017 with a degree in finance, has a wife named Alli.

**SEAN
RYAN**

ANALYST - OFFENSE

**(HAMILTON COLLEGE, 1994)
FIRST YEAR AT SOUTH CAROLINA**



Sean Ryan begins his first season with the Gamecock football program serving as an offensive analyst.

Ryan comes to Columbia after spending a number of years in the NFL, primarily as a quarterbacks coach. He mentored such standouts as Deshaun Watson in Houston, Matthew Stafford in Detroit, and Eli Manning in New York, and tutored 2014 A.P. Offensive Rookie of the Year Odell Beckham Jr.

Prior to joining the Gamecocks' staff, Ryan served as the Carolina Panthers' quarterbacks coach for two seasons after stints in Detroit as the quarterbacks coach (2019-20) and Houston as the wide receivers (2016) and quarterbacks (2017-18) coach. He also spent nine seasons (2007-15) in a variety of roles with the New York Giants.

During his nine seasons (2007-15) in New York, Ryan helped the Giants to victories in Super Bowl XLII (2007) and Super Bowl XLVI (2011). During that nine-year run he started in an offensive quality control role (2007-09), before stints with the wide receivers (2010-11, 2014-15) and quarterbacks (2012-13).

Ryan returns to the college ranks for the first time since working as the recruiting coordinator, running backs coach and junior varsity head coach at Harvard in 2006.

His coaching career began in the college ranks as the quarterbacks coach at Siena College in 1997.

His previous coaching stops at the college level also included assistant coach positions at Albany (1998-99), Colgate (2000), Boston College (2001-02) and Columbia (2003-05).

A native of Hudson Falls, N.Y., Ryan played defensive back and linebacker at Hamilton College, graduating in 1994. He later earned a Master's degree in higher education administration from Albany.

Ryan and his wife, Jenni, have three daughters, Cecilia, Frances and Lillian.

AHMAD SMITH
ANALYST - DEFENSE
(INDIANA STATE, 2015)
THIRD YEAR AT SOUTH CAROLINA



Ahmad Smith begins his third season as a defensive analyst on Shane Beamer's staff at South Carolina.

Smith spent the previous three seasons as a G.A. at Western Kentucky, including the final two (2019-20) where he worked with the nickels. In his first season at WKU he worked mostly with the running backs.

Smith came to WKU after one season at Rose-Hulman Institute of Technology where he served as defensive line coach in 2017.

Smith spent the 2016 season as a defensive backs coach and academic support services G.A. at Indiana State. Previously, he coached outside linebackers as a student assistant in 2015. He played two seasons at Indiana State as a defensive end and linebacker, earning Missouri Valley academic honors.

Smith owns a bachelor's (2015) and a master's (2017) degree from ISU. He also earned a Master's degree from WKU in 2020.

RYAN YURACHEK
ANALYST - OFFENSE
(MARSHALL, 2017)
FIRST YEAR AT SOUTH CAROLINA



Myrtle Beach, S.C. native Ryan Yurachek is in his first season with the Gamecocks, serving as an offensive analyst.

Yurachek comes to Columbia after spending one season as the tight ends coach at Austin Peay, where the Governors were crowned ASUN Champions.

Yurachek served on the Arkansas football staff the prior two seasons (2020-21) as a G.A., working primarily with the offensive line group.


Yurachek was a three-year starter and captain as a tight end at Marshall University in Huntington, W.Va., and was a four-time All-CUSA performer. He holds the Thundering Herd mark for consecutive games with a reception (42).

A 2018 undrafted free agent, Yurachek logged NFL brief stints with the Saints, Raiders and Cowboys.

Yurachek earned a bachelor's degree in marketing and management from Marshall in 2017 and a Master's in adult education from Arkansas in 2021.

Ryan is the son of Arkansas Director of Athletics Hunter Yurachek. His brother Jake, who was a four-year letterwinner as a linebacker for the Razorbacks, is Assistant Director of Athletics at SMU. Ryan's wife's name is Morgan.

TYLER ZIELENSKE
ANALYST - SPECIAL TEAMS
(MERCER, 2016)
FIRST YEAR AT SOUTH CAROLINA



Tyler Zielenske is in his first season with the Gamecocks. He will assist Pete Lembo as a special teams analyst. Zielenske comes to Columbia after working for one season as a special teams analyst for the Texas State Bobcats.

The Atlanta, Ga. native arrived in San Marcos after spending the 2021 season with Pitt in a special teams/running backs graduate assistant role.

Zielenske has other coaching stops at Memphis (2020) and South Alabama (2017-19). With the Tigers, he was in a special teams quality control role. With the Jaguars, he started as a quality control assistant in 2017 before moving to a graduate assistant role in 2018 and 2019.

A former kicker, Zielenske played collegiately at Mercer from 2012 to 2016.

He graduated from Mercer in 2016 with a bachelor's degree in business administration. He also has a master's degree ('20) from South Alabama in educational leadership and administration.

Zielenske and his wife, Katelyn, have one son named Boe.

DONNIE BOTH
GRADUATE ASSISTANT - DEFENSE
(NORTH CAROLINA STATE, 2020)
THIRD YEAR AT SOUTH CAROLINA



Charlotte, N.C. native Donnie Both, is in his third season working with the Carolina defense as a G.A. Both works with the Gamecock defensive backs.

Both came to Columbia in 2021 after spending the 2020 season as a defensive assistant on the NC State staff. Prior to that, he was a student assistant for the Wolfpack from 2018-2020 while earning his undergraduate degree.

JORDAN DOVE
GRADUATE ASSISTANT - DEFENSE
(SOUTH CAROLINA, 2023)
FIRST YEAR AT SOUTH CAROLINA



Jordan Dove is in his first season as a graduate assistant with the Gamecocks. He works primarily with the defensive tackles.

Dove began working in the South Carolina Football equipment room as a student intern, then transitioned to a role assisting with the defensive line as an undergrad. He earned his bachelor's degree in sport and entertainment management from South Carolina in 2023.

JOHN RUDNICKI
GRADUATE ASSISTANT - OFFENSE
(ALABAMA, 2021)
FIRST YEAR AT SOUTH CAROLINA



John Rudnicki is in his first season in Columbia working as a G.A. for the offense. He served in a similar role. at South Alabama in 2022, working with the offensive line.

Born in Buffalo, N.Y. and a 2021 graduate of the University of Alabama with a degree in marketing, Rudnicki worked for four years with Alabama football as an undergraduate student assistant coach, focusing on the offensive line.

RILEY WATKINS
GRADUATE ASSISTANT - OFFENSE
(PITTSBURG STATE, 2022)
FIRST YEAR AT SOUTH CAROLINA



Riley Watkins is in his first season with Gamecock Football working as a graduate assistant for the offense.

A 2022 graduate of Pittsburg State in Kansas with a general studies degree, Watkins worked at Arkansas in 2021 as an offensive/recruiting undergraduate assistant. He spent 2022 at Missouri as an offensive quality control coach.

A native of Republic, Mo., Watkins' wife's name is Kaylee.



Rex Bennett
Asst. Dir. - FB Equipment Ops



Caroline Coleman
Coord. - Football Operations



Jaylin Dickerson
Football Assistant



Kim Fields
Asst. to the HC/Asst. Dir. FB Ops



Bobby Fieman
Football Academic Advisor



Jaylan Foster
Football Assistant



Elizabeth Gloria
Football Academic Advisor



Jennifer Goldstein
Asst. Dir. - Football Nutrition



Shuler Hayes
Asst. Dir. - FB Equipment Ops



Matt Ikawa
Strength & Conditioning Asst.



Jayson Jeffers
Football Graphic Designer



Caleb Jenerette
Football Assistant



Justin Light
Director - Football Academics



Nelson Marques
FB Performance Nutrition Coord.



Paul McGee
Director - Video Services



Rawn Miro
Video Coordinator



Mark Mixon
Post Production Editor



Jasmin Moses
Asst. Dir. - On-Campus Recruiting



Richard Mullins
Strength & Conditioning Asst.



Abby Pilla
Football Chef



Mike Procino
Strength & Conditioning Asst.



Christian Raver
Director - Football Video Services




Patrick Shine
Coord. - Performance Analytics



THE GAMECOCKS

CJ ADAMS
WR ♦ 6-2 ♦ 215 ♦ FR ♦ HS
MABLETON, GA. (PEBBLEBROOK) **85**



Wide receiver who joined the squad in the summer... big-bodied physical receiver... good runner after the catch... nicknamed "ShowTime."

HIGH SCHOOL

Graduated from Pebblebrook High School in Mableton, Ga. in 2023... coached by Leroy Hood... helped the Falcons to the Georgia 7A state playoffs in 2022... began his prep career as a quarterback, but made the transition to wide receiver in 2021... led Pebblebrook with 936 receiving yards and 11 touchdowns on 54 catches as a junior... also rushed for 133 yards and four scores... led the Falcons to a 9-2-1 record and a berth in the second round Georgia's 2021 AAAAAA playoffs... primarily played quarterback as a sophomore in 2020... also played free safety during his prep career... played on Pebblebrook's nationally-ranked basketball squad before focusing full-time to football... rated the 84th-best player in Georgia, the No. 116 wide receiver in the country and No. 849 overall according to 247Sports Composite... considered the 84th-best player in Georgia, the No. 131 wide receiver in the country and No. 880 overall according to On3 Composite... ESPN ranked him as the 91st-best player in the state and the No. 126 wide receiver in the country.

PERSONAL

Full name is Craig Adams Jr... has an interest in civil engineering... enjoys drawing and making sketches of different cartoon characters... grew up in Fitzgerald, Ga. before moving to Mableton as a ninth grader.

MARIO ANDERSON
RB ♦ 5-9 ♦ 208 ♦ R-SR ♦ TR
SUMMERVILLE, S.C. (STRATFORD/NEWBERRY) **24**



- ◆ 2022 First-Team Division II All-American (Associated Press)
- ◆ 2022 Second-Team Division II All-American (Conference Commissioners)
- ◆ 2022 First-Team All-South Atlantic Conference
- ◆ 2022 Harlon Hill Trophy Finalist
- ◆ 2022 Piedmont Division Offensive Player of the Year
- ◆ 2021 First-Team All-South Atlantic Conference

Transfer who joined the squad in January and went through spring drills where he was one of only three scholarship running backs on campus... expected to compete for a starting role in his first season in Columbia... spent the past four years at Division II Newberry College where he accumulated 3,301 yards rushing, third in school history, and 35 rushing touchdowns... earned first-team All-America honors and was a finalist for the Harlon Hill Trophy in 2022... a two-time first-team all-conference performer... carried the ball 513 times averaging 6.4-yards per tote... rushed for over 100 yards in 16 of 29 games... has two years of eligibility remaining.

2022 (Redshirt Junior)

Named first-team All-America by the A.P., second-team All-America by the Division II Conference Commissioners Association, and first-team All-South Atlantic Conference at Newberry... one of nine finalists for the Harlon Hill Trophy... named the Piedmont Division Offensive Player of the Year after rushing for a school record 1,560 yards, the sixth-highest mark in conference history... carried 211 times (7.4 per rush) with 19 touchdowns (second in school history and sixth in the country) in 10 games... averaged 156.0 yards per game on the ground, third in the country... rushed for over 200 yards against Catawba (246) and Lenoir-Rhyne (243) and had nine games of 100 or more rushing yards... set an NCAA record for rushing yards in a quarter with 201 versus Lenoir-Rhyne... scored a rushing TD in every game played... the Wolves, under head coach Todd Knight, posted a 9-2 record and won the conference title.

2021 (Redshirt Sophomore)

Earned first-team All-South Atlantic Conference honors after rushing for 1,237 yards on 233 carries in 13 games for the Wolves... scored 12 rushing touchdowns and averaged 5.3-yards per carry... also caught 12 passes for 91 yards... Newberry posted a 10-3 record and reached the second round of the Division II playoffs.

2020 (Redshirt Freshman)

Played in all six games for Newberry... the Wolves posted a 5-1 record while playing in the spring of 2021, due to COVID-19... rushed 69 times for 504 yards, an average of 7.3-yards per carry... scored four rushing touchdowns... added three receptions for 19 yards.

2019 (Freshman)

Redshirted as a true freshman at Newberry.

HIGH SCHOOL

Graduated from Stratford High School in Summerville, S.C. in 2019... topped 1,100 yards in both his junior and senior seasons for the Knights, scoring 25 rushing touchdowns... as a senior, finished in the top 25 in the state in rushing yards... selected to the North-South All-Star Game following his senior season... coached by Dennie McDaniel... previously attended the Ginn Academy in Cleveland, an all-boys private school founded by Ted Ginn Sr.

PERSONAL

Mario Tony Anderson Jr. was born April 24, 2001... is a services management major... older brother, Davon, ran track at both Ohio State and Arkansas.

ANDERSON'S STATISTICS						
-RUSHING-						
Year	GP	Att	Yds	Avg	TD	Long
2019*	0	-Redshirted-				
2020*	6	69	504	7.3	4	53
2021*	13	233	1237	5.3	12	66
2022*	10	211	1560	7.4	19	75
Total*	29	513	3301	6.4	35	75
-RECEIVING-						
Year	GP	Att	Yds	Avg	TD	Long
2019*	0	-Redshirted-				
2020*	6	3	19	6.3	0	11
2021*	13	12	91	7.6	0	16
2022*	10	6	25	4.2	0	14
Total*	29	21	135	6.4	0	16

*-Newberry

MARKEE ANDERSON
OL ♦ 6-4 ♦ 302 ♦ FR ♦ HS
ROEBUCK, S.C. (DORMAN) **58**



True freshman who enrolled in January and went through spring drills... powerful, athletic and smart... interior lineman who figures to play a guard position but could also work at center... impressed the coaches enough during the spring that he is expected to contribute early in his collegiate career.

HIGH SCHOOL

Highly-touted in-state offensive line prospect who prepped at Dorman High School... graduated mid-year... played for head coach Dustin Curtis... helped the Cavaliers to nine wins and a trip to the second-round of the Class 5A playoffs as a senior... named to the all-state team and was the Class 5A Upper State Lineman of the Year... selected to play in the Shrine Bowl of the Carolinas where he was the starting left tackle and in the Under Armour All-America game... considered the No. 2 player in the Palmetto State, the sixth-best interior offensive lineman and 156th overall in the 247Sports Composite... ranked as the second-best player in the state, the No. 10 interior offensive lineman in the country and No. 156 overall in On3 Consensus... ranked the third-best player in the state, the 15th-best offensive tackle in the country and No. 135 on the ESPN300.


PERSONAL

Markee J. Anderson was born Dec. 14, 2004... is a sport and entertainment management major.

PEYTON ARGENT

PK/P ♦ 6-2 ♦ 203 ♦ FR ♦ HS

HOOVER, ALA. (HOOVER) 48



Preferred walk-on who is a placekicker first but can also punt... joined the program in the summer... big, strong athlete who comes from an outstanding high school program... shown the ability to hit directional kickoffs and, with his size and athletic ability, has a big upside.


HIGH SCHOOL

Graduated from Hoover (Ala.) High School in 2023... was a four-year starter for the Bucs... earned first team all-state and first-team All Over the Mountain honors in 2022... in 2021 he was named first-team All-South Metro 7A, first-team All Over the Mountain, first-team Birmingham All-Region and second-team 7A All-State... connected on 17-of-20 field goal attempts and 108-of-109 extra points over his final two seasons... participated in the Kohl's Kicking Camps, where he was regarded as one of the best combo prospects in the country... ranked as the 16th-best kicker in the 2023 class.

TREE BABALADE

OL ♦ 6-5 ♦ 338 ♦ FR ♦ HS

HYATTSVILLE, Md. (DEMATHA CATHOLIC) 51



True freshman offensive lineman who joined the team in the summer... talented player who will work at the tackle position... prefers to go by the nickname "Tree."

HIGH SCHOOL

Graduated from DeMatha Catholic High School in Maryland where he played left tackle... helped the Stags to a 10-2 record and a spot in the Washington Catholic Athletic Conference Capital Division championship game as a senior... coached by Bill McGregor... rated as the fourth-best player in Maryland, the 19th-best offensive tackle in the country and No. 227 overall by 247Sports Composite... considered the fourth-best player in Maryland, the No. 16 offensive tackle in the nation and No. 217 overall in the On3 Consensus... ranked as the seventh-best player in the state, the 11th-best offensive tackle in the nation and No. 264 on the ESPN300.


PERSONAL

Full name is Oluwatosin Babalade.

TANNER BAILEY

QB ♦ 6-1 ♦ 215 ♦ R-FR ♦ SO

GORDO, ALA. (GORDO) 15



◆ 2022-23 SEC First-Year Academic Honor Roll

Young, talented player who is still learning the position... figures to be in the mix for the backup role behind incumbent starter Spencer Rattler... a natural thrower... has worked hard in the weight room to transform his body... can run well enough to protect himself to extend the play, but more of a true pocket passer... has a high football IQ and mental makeup.

2022 (Freshman)

Redshirted in his first season in Columbia... did not appear in any games... made several road trips with the squad as the third quarterback... named to the SEC First-Year Academic Honor Roll.

HIGH SCHOOL

Graduated from Gordo (Ala.) High School in 2022... completed 131-of-217 passes for 2,401 yards and 33 touchdowns with nine interceptions as a senior while leading the Green Wave to a 9-3 record... played the first six games of his junior season in 2020 before suffering a collarbone injury, but returned for the final four games of the season... completed 60 percent of his throws with 32 TDs and just five interceptions, helping the Green Wave to a 13-2 record and an Alabama 4A state runner-up finish... threw for over 8,600 yards and 104 touchdowns during a four-year prep career... coached by Ryan Lolley... two-sport standout who also played baseball... appeared as the DH for Gordo's state championship baseball team as a seventh grader... ranked as the 11th-best player in the state of Alabama, the 14th-best quarterback in the country and No. 220 overall according to 247Sports Composite rankings... considered the 12th-best player in the Yellowhammer State, the 11th-best pro-style quarterback in the country and No. 225 overall according to Rivals... rated No. 132 on the ESPN300.


PERSONAL

Joshua Tanner Bailey was born Dec. 26, 2002... is a criminology and criminal justice major.

KAJUAN BANKS

DB ♦ 5-10 ♦ 173 ♦ SO ♦ 1L

TALLAHASSEE, Fla. (GODBY) 13



◆ 2022-23 SEC First-Year Academic Honor Roll

Defensive back who gained significant experience as a true freshman in 2022, primarily on special teams... expected to compete for a starting role at the Nickel position as he focused on just the one position in the spring.

2022 (Freshman)

Played in all 13 games as a true freshman, primarily on special teams... logged six tackles including a pair of solo stops... credited with one pass breakup against Georgia State... notched two tackles on two occasions, getting a pair of stops against both Charlotte and Florida... named to the SEC First-Year Academic Honor Roll.

HIGH SCHOOL

Graduated from Amos P. Godby High School in Tallahassee, Fla. in 2022... coached by Brandon McCray... credited with 69 tackles including 9.0 tackles for loss as a senior in 2021... also recorded two interceptions, two fumble recoveries and four passes defended in 10 games... played both safety and cornerback and returned kicks in 2020... helped the Cougars reach the 5A state playoffs as a junior... also competed in track and field as a sprinter and played basketball... was a regional qualifier in the 200-meter dash as a junior... considered the 79th-best player in Florida, the 51st-best safety in the country and No. 573 overall by 247Sports Composite.

PERSONAL


Kajuan J. Banks was born Feb. 10, 2004... major is undeclared.

BANKS' STATISTICS											
Year	GP/GS	UT	AT	TT	TFL	QBS	INT	PBU	QBH	FF	FR
2022	13/0	2	4	6	0.0-0	0.0-0	0	1	0	0	0



BANKS' HIGHS	
Tackles.....	2, twice: Charlotte, 2022 & Florida, 2022
PBU.....	1, Georgia State, 2022

NICK BARRETT
DT ♦ 6-3 ♦ 327 ♦ JR ♦ 2L
GOLDSBORO, N.C.
(EASTERN WAYNE) **93**



- ◆ 2022 SEC Fall Academic Honor Roll
- ◆ 2021-22 SEC First-Year Academic Honor Roll
- ◆ 2021 SEC Fall Academic Honor Roll

Third-year player who made strides over the past year... figures to be a regular in the middle of the defensive line... strong, powerful and smart player who does everything right, on and off the field... expected to take on more of a leadership role in the room and on the field as his playing time increases.

2022 (Sophomore)

Played in all 13 games as a sophomore defensive lineman and special teams performer... credited with 14 tackles, one quarterback hurry, one pass break-up and one interception... had his best game when he posted a career-high three tackles, logged his first quarterback hurry and his first career interception in the TaxSlayer Gator Bowl against Notre Dame... credited with two stops each against Arkansas, South Carolina State, Missouri and Tennessee... named to the SEC Fall Academic Honor Roll.

2021 (Freshman)

Enrolled at South Carolina in January and went through spring drills... earned a letter after appearing in nine games, primarily on special teams... did not record any statistics... named to the SEC Fall Academic Honor Roll and the 2021-22 SEC First-Year Academic Honor Roll.

HIGH SCHOOL

Graduated from Eastern Wayne High School in Goldsboro, N.C. in December of 2020... did not play in the fall of 2020 as North Carolina football pushed its schedule to the spring... was a starter at defensive tackle on the Warriors varsity team since his freshman season... co-captain... collected 66 tackles including 15 sacks as a junior in 2019... coached by Leander Oates... was an honor roll student... 247Sports Composite considered him the 48th-best prospect in the Tar Heel State and No. 61 in the country at defensive tackle... Rivals ranked him as the 39th-best player in North Carolina.

PERSONAL

Nicholas Brian Barrett was born July 28, 2003... is a sport and entertainment management major.


BARRETT'S HIGHS

Tackles.....	3, Notre Dame, 2022
Interceptions.....	1, Notre Dame, 2022
QB Hurry.....	1, Notre Dame, 2022

BARRETT'S STATISTICS

Year	GP/GS	UT	AT	TT	TFL	QBS	INT	PBU	QBH	FF	FR
2021	9/0	0	0	0	0.0-0	0.0-0	0	0	0	0	0
2022	13/0	3	11	14	0.0-0	0.0-0	1	1	1	0	0
Total	22/0	3	11	14	0.0-0	0.0-0	1	1	1	0	0

TROVON BAUGH
OL ♦ 6-4 ♦ 337 ♦ FR ♦ HS
ATLANTA, GA.
(PACE ACADEMY) **78**



Offensive lineman who can play all three interior position... joined the squad in the summer.

HIGH SCHOOL

Graduated from Pace Academy in Atlanta in 2023... was an All-Region selection as a senior... lined up on the right side of Pace Academy's line getting snaps at both the tackle and guard positions... helped the Knights to an 8-3

record and a spot in Georgia's AAAA playoffs in 2022... coached by Nick Bach... played primarily at right guard in 2021... helped pave the way for an offense that averaged over four yards per carry and rushed for more than 1,500 yards... selected to play in the Under Armour All-America game... rated the 47th-best player in the Peach State, the 32nd-best interior defensive lineman in the country and No. 437 overall by 247Sports Composite... considered the 35th-best player in Georgia, the country's 24th-best interior offensive lineman and No. 362 overall in the On3 Consensus... ESPN ranked him as the 37th-best player in the Peach State and the 16th-best offensive guard in the country.

JACE BLACKSHEAR
DB ♦ 5-8 ♦ 168 ♦ R-FR ♦ SO
HILTON HEAD, S.C.
(HILTON HEAD CHRISTIAN ACADEMY) **30**



Second year walk-on who adds depth to the cornerback position.

2022 (Freshman)

True freshman walk-on defensive back... joined the squad in the summer... did not see any game action... redshirted in his first season with the Gamecocks.


HIGH SCHOOL

Graduated from Hilton Head (S.C.) Christian Academy in 2022... coached by Ron Peduzzi... led the Eagles to back-to-back SCISA AA football championships in 2020 and 2021 after finishing second in 2019... was one of 10 finalists for the 2022 Bridge Builder Excellence Award, which rewards and encourages excellence in the community, in the classroom and on the field... played all over the field in high school... caught 21 passes for 483 yards and seven scores, completed 101 of 162 passes for 1,677 yards and 27 TDs and rushed for 956 yards on 121 carries with 21 touchdowns as a senior... appeared in over 50 varsity games since the eighth grade... also played baseball.

PERSONAL

Jace Aaron Blackshear was born Feb. 10, 2004... is in the pre-business program.

O'MEGA BLAKE
WR ♦ 6-2 ♦ 180 ♦ R-SO ♦ SO
ROCK HILL, S.C.
(SOUTH POINTE) **89**



◆ **2023 Spring co-Offense Most Improved Award**

Third-year wide receiver... has shown flashes but needs to gain consistency to work his way into the rotation this fall... turned in his best spring and was recognized as a co-winner of the Most Improved Award for the offense, along with Dakereon Joyner... two of his four career appearances and his only statistics have come in bowl games.

2022 (Redshirt Freshman)

Saw action in three games... targeted twice and caught one pass for one yard in the TaxSlayer Gator Bowl against Notre Dame... also saw brief action against Florida and Tennessee late in the season.

2021 (Freshman)

True freshman who worked with the scout team most of the year... made his Gamecock debut in the Duke's Mayo Bowl win over North Carolina... was tackled for a nine-yard loss on a reverse, the only time he touched the ball... redshirted.

HIGH SCHOOL

Graduated from South Pointe High School in Rock Hill, S.C. in 2021... played wide receiver, quarterback and cornerback... finished his senior season with 1,272 yards of total offense and a dozen touchdowns for the Stallions, who reached the second round of the Class AAAA playoffs... threw for 381 yards, ran for 182 and caught 50 passes for 709 yards... named to the South Carolina

Football Coaches Association 4A All-State team as a wide receiver... caught 38 passes for 800 yards and carried 39 times for 353 yards as a junior... primarily played defense as a sophomore in 2018, intercepting four passes... coached by former Gamecock DeVonte Holloman... also played basketball and ran track... helped South Pointe with the 4A state championship in basketball... was the Region 3-4A high jump champion... rated as the ninth-best player in the Palmetto State, the 108th-best wide receiver in the country and No. 697 overall by 247Sports Composite... Rivals ranked him as the sixth-best player in South Carolina and the 27th-best "athlete" in the country.

PERSONAL

O'Mega T. Blake Sr. was born July 9, 2002... is a services management major.


BLAKE'S STATISTICS						
-RUSHING-						
Year	GP/GS	Att	Yds	Avg	TD	Long
2021	1/0	1	-9	-9.0	0	-
2022	3/0	0	0	-	0	-
Total	3/0	1	-9	-9.0	0	-
-RECEIVING-						
Year	GP/GS	Rec	Yds	Avg	TD	Long
2021	1/0	0	0	-	0	-
2022	3/0	1	1	1.0	0	1
Total	3/0	1	1	1.0	0	1

BLAKE'S HIGHS	
Carries.....	1, North Carolina, 2021
Receptions.....	1, Notre Dame, 2022
Receiving Yards.....	1, Notre Dame, 2022
Long Reception.....	1, Notre Dame, 2022

STONE BLANTON

LB ♦ 6-2 ♦ 224 ♦ SO ♦ 1L

JACKSON, Miss. (MADISON-RIDGELAND ACADEMY)



52

◆ **2022-23 SEC First-Year Academic Honor Roll**

Second-year linebacker who can play the Mike or Will position... gained some valuable experience as a true freshman in 2022... possesses good football IQ... understand the schemes, can diagnose a play and can direct more traffic... has worked hard on his body in the off-season and figures to look like a different player this fall.

2022 (Freshman)

True freshman who saw action in 12 of 13 games... did not see action against Charlotte... accumulated seven tackles, including five solo stops... credited with 1.5 tackles for loss and one pass breakup... logged a pair of tackles against both Texas A&M and Florida... notched his first career tackle for loss and pass breakup in the win over South Carolina State... also had a half-tackle for loss at Florida... named to the SEC First-Year Academic Honor Roll.

HIGH SCHOOL

Graduated from Madison-Ridgeland Academy in Jackson, Miss. in 2022... was also an outstanding baseball player... was a semifinalist (top 15) for the high school Butkus Award... selected to play in the Under Armour All-America game... named the MAIS 6A Defensive Player of the Year after leading the Patriots to an 11-3 record and the state championship... also named the WAPT/Blitz 16 Player of the Year... led the Patriots with 125 tackles, 26 TFLs and 11 sacks as a senior... credited with 99 tackles, 11 TFLs and five sacks as a junior... logged 61 tackles with 14.5 TFLs and four sacks as a sophomore in 2019... coached by Herbert Davis... considered the seventh-best player in the state of Mississippi, the 28th-best linebacker in the nation and No. 285 overall by 247Sports Composite... rated as the 14th-best player in the state and the 13th-best inside linebacker in the country by Rivals... rated No. 230 on the ESPN300 list.

PERSONAL

Archer Stone Blanton was born Sept. 12, 2002... is undeclared on his major.


BLANTON'S HIGHS	
Tackles.....	2, twice: Texas A&M, 2022 & Florida, 2022
Tackles for Loss.....	1.0, South Carolina St., 2022
Pass Breakups.....	1, South Carolina St., 2022

BLANTON'S STATISTICS											
Year	GP/GS	UT	AT	TT	TFL	QBS	INT	PBU	QBH	FF	FR
2022	12/0	5	2	7	1.5-6	0.0-0	0	1	0	0	0

DJAY BRASWELL

RB ♦ 5-11 ♦ 204 ♦ FR ♦ HS

SANDERSVILLE, Ga. (WASHINGTON COUNTY)



23

True freshman running back who joined the team in the summer... figures to compete for meaningful snaps as a first-year performer.

HIGH SCHOOL

Running back prospect who graduated from Washington County in Sandersville, Ga. in 2022... rushed for 974 yards as a senior, averaging 6.8 yards per carry, leading the Golden Hawks to the state 2A playoffs as a senior... coached by former Georgia football star Robert Edwards... rushed 80 times for 1,091 yards and 11 touchdowns as a junior... also runs track at Washington County... won the Georgia 2A state 100-meter title as a junior with a clocking of 10.72 and captured the 200m gold in 21.99... was a state qualifier in the sprints as a sophomore after posting 10.75 and 22.02 marks... considered the 21st-best prospect in Georgia, the 16th-best running back in the nation and No. 245 overall, according to the 247Sports Composite... rated the 21st-best player in the Peach State, the 15th-best running back in the country and No. 223 overall in the On3 Consensus... ranked as the 22nd-best player in the state, the 15th-best running back in the country and No. 249 on the ESPN300.


PERSONAL

Full name is Dontavius Braswell Jr.

AHMAREAN BROWN

WR ♦ 5-9 ♦ 169 ♦ S-SR ♦ 2L

TAMPA, Fla. (JEFFERSON/GEORGIA TECH)



10

- ◆ **2022 SEC Fall Academic Honor Roll**
- ◆ **2022 Spring Co-Offense Most Improved Award**
- ◆ **2021 SEC Fall Academic Honor Roll**

"Super Senior" who returns for his fifth year of collegiate football including his third at South Carolina... began his career at Georgia Tech... helps in the return game as well as at wide receiver... blessed with excellent speed... has appeared in 45 career games making 20 starts... owns 66 career receptions for 871 yards and eight touchdowns... also has rushed for one touchdown, returned a block punt for a score and has thrown for another TD.

2022 (Senior)

Played in all 13 games, earning a pair of starts versus Charlotte and Tennessee... hauled in 23 passes for 188 yards, rushed five times for 50 yards and returned four punts for 55 yards and a score... returned a blocked punt 10 yards for a touchdown in the season-opener against Georgia State... caught a pass in 12 of 13 games... caught a season-high four passes for 22 yards in the Gator Bowl against Notre Dame... had a three-catch, 55-yard outing against Charlotte that included a season-long 26-yard reception... best rushing game was a three-carry, 39-yard effort versus Tennessee... returned a punt 37 yards at Clemson... tabbed a co-winner of the Most Improved award for the offense during spring drills... named to the SEC Fall Academic Honor Roll.

2021 (Junior)

Transfer from Georgia Tech who joined the team in January... saw action in all 13 games, making one start... caught 11 passes for 104 yards... logged two receptions for 15 yards in the season opener against Eastern Illinois... also had two catches against Troy... had his best game of the season in the Duke's Mayo Bowl win over North Carolina when he caught four passes for 61 yards, including a season-long 33-yard reception... recorded one carry for no yards and two punt returns for four yards... named to the SEC Fall Academic Honor Roll.

2020 (Sophomore)

Started each of the first seven games for Georgia Tech before missing the final three games with an injury... caught 11 passes for 183 yards, 16.6 yards per catch, with one touchdown... also had two rushes with a touchdown and one punt return... best game came against Boston College when he matched his career-high with four receptions for a career-best 75 yards and a touchdown... also had a two-yard TD run in that contest... had a 40-yard reception at Syracuse... completed a nine-yard pass for a touchdown against Louisville.

2019 (Freshman)

Enrolled at Georgia Tech in January... appeared in all 12 games, making 10 starts for the Yellow Jackets... turned in an historic season, tying Calvin Johnson for most receiving touchdowns by a freshman at Tech with seven... posted a team-leading 396 yards on 21 receptions, 18.9 yards per catch... returned three kicks for 59 yards, including a 33-yarder against NC State... also took back 10 punts for 34 yards with a long of 23 against USF... hauled in seven catches for more than 25 yards... began his career with a 28-yard touchdown reception at Clemson... logged a season-best 64 receiving yards, including a 42-yard catch, at Temple... hauled in a 32-yard TD against North Carolina and had a 59-yard TD reception at Virginia... caught a TD pass in three-straight games against Miami, Pitt and Virginia... had a season-high four catches for 61 yards, including a 51-yarder vs. Pitt... caught a career-high two TDs versus NC State.

HIGH SCHOOL

Graduated from Jefferson High in Tampa, Fla. in December 2018... logged 74 receptions for 1,348 yards and 13 touchdowns and ran for a pair of scores over his final two prep seasons, including 38 catches for 726 yards and seven scores as a senior in 2018... Coached by Joe Midulla... Placed fourth at the 2017 Florida 2A state track championships in the 100m (10.40)... high honor roll student.

PERSONAL

Ahmarean Malik Brown was born Dec. 19, 2000... has a degree in interdisciplinary studies... brother, Michael, played football at Bethune-Cookman... brother, Bobby, played football at Eastern Michigan.



A. BROWN'S STATISTICS							
-PASSING-							
Year	GP/GS	C-A-I	Pct.	Yds	TD	LG	
2020*	7/7	1-1-0	1.000	9	1	9	
Total	45/20	1-1-0	1.000	9	1	9	
-RUSHING-							
Year	GP/GS	Att	Yds	Avg	TD	Long	
2019*	12/10	1	2	2.0	0	2	
2020*	7/7	2	-1	-0.5	1	2	
2021	13/1	1	0	0.0	0	0	
2022	13/2	5	50	10.0	0	34	
Total	45/20	9	51	5.7	1	34	
-RECEIVING-							
Year	GP/GS	Rec	Yds	Avg	TD	Long	
2019*	12/10	21	396	18.9	7	59	
2020*	7/7	11	183	16.6	1	40	
2021	13/1	11	104	9.5	0	26	
2022	13/2	23	188	8.7	0	26	
Total	45/20	66	871	13.2	8	59	
-KICK RETURNS-							
Year	GP/GS	No	Yds	Avg	TD	Long	
2019*	12/10	3	59	19.7	0	33	
Total	45/20	3	59	19.7	0	33	
-PUNT RETURNS-							
Year	GP/GS	No	Yds	Avg	TD	Long	
2019*	12/10	10	34	3.4	0	23	
2020*	7/7	1	4	4.0	0	4	
2021	13/1	2	4	2.0	0	5	
2022	13/2	4	55	13.8	1	37	
Total	45/20	17	97	5.7	1	37	

*-Georgia Tech

A. BROWN'S HIGHS

Pass Attempts.....	1, Louisville, 2020
Pass Completions.....	1, Louisville, 2020
Passing Yards.....	9, Louisville, 2020
Passing Touchdowns.....	1, Louisville, 2020
Carries.....	3, Tennessee, 2022
Rushing Yards.....	39, Tennessee, 2022
Long Rush.....	34, Tennessee, 2022
Receptions.....	4, 4 times: last: Notre Dame, 2022
Receiving Yards.....	75, Boston College., 2020
Long Reception.....	59, Virginia, 2019
Receiving TDs.....	2, NC State, 2019
Kick Returns.....	2, Clemson, 2019
Kick Return Yards.....	33, NC State, 2019
Long Kick Return.....	33, NC State, 2019
Punt Returns.....	5, USF, 2019
Punt Return Yards.....	33, Clemson, 2022
Long Punt Return.....	37, Clemson, 2022

MAURICE BROWN II

TE ♦ 6-4 ♦ 237 ♦ FR ♦ HS

UPPER MARLBORO, Md.
(C.H. FLOWERS)

44



Walk-on tight end who joined the team in January... good athlete who could compete for a role on special teams early in his career... spent the fall of 2022 at West Point Prep prior to transferring to South Carolina.

2022 (Prep School)

Was a member of Army Prep's 2022 football team.

HIGH SCHOOL

Graduated from C.H. Flowers High School in Springdale, Md., in 2022... played tight end but also saw action at wide receiver, quarterback and running back... coached by Dameon Powell... helped the Jaguars to an 11-2 record and a spot in the Maryland 4A state semifinals as a senior in 2021... caught 18 passes for 300 yards and scored 11 touchdowns, including five receiving and six rushing... earned Washington Post All-Met honors and was a first-team Maryland 4A performer... selected to play in the Maryland All-Star game.

PERSONAL

Maurice Brown II was born May 21, 2004... is an exercise sciences major... traveled to Germany and India as a youth leader while in high school.

RYAN BRUBAKER

OL ♦ 6-6 ♦ 304 ♦ R-FR ♦ SQ

STEVENS, Pa.
(COCALICO)

73



◆ **2022-23 SEC First-Year Academic Honor Roll**

Second-year offensive lineman who plays in the interior of the line, working at guard and center... intelligent player who played in a Wing-T offense in high school.

2022 (Freshman)

True freshman offensive lineman... did not see any game action... redshirted... named to the SEC First-Year Academic Honor Roll.

HIGH SCHOOL


Graduated from Cocalico High in Denver, Pa. in 2022... played offensive tackle... coached by Bryan Strohl... the Eagles went 6-5 in his senior campaign... helped his team to the state semifinals as a sophomore... was a three-sport athlete, including swimming... rated the 16th-best prospect in Pennsylvania, the 41st-best offensive tackle in the country and No. 539 overall in the 247Sports Composite rankings... rated the 17th-best player in the state and the 50th-best offensive tackle in the country by Rivals.

PERSONAL

Ryan Jeffrey Brubaker was born Sept. 16, 2003... interested in a degree in political science... father, Jeff, played offensive line at Penn State.



COLIN BRYANT
 LB ♦ 6-3 ♦ 225 ♦ R-SO ♦ SQ
 MT. PLEASANT, S.C.
 (WANDO/ALABAMA) **45**



◆ 2022 co-Special Teams Scout Team Award

Walk-on Mike/Will linebacker who is in his second season with the Gamecocks after transferring from Alabama in the spring of 2022... much-improved player who is trying to work his way into a role on special teams and at linebacker.


2022 (Redshirt Freshman)
 Worked with the scout team as a linebacker in his first season at Carolina... did not see any game action... co-winner of the Special Teams Scout Team Award.

2021 (Freshman)
 Did not appear in any games as a walk-on for the SEC Champion and national runner-up Alabama Crimson Tide... worked as a tight end... redshirted.

HIGH SCHOOL
 Graduated from Wando High School in Mount Pleasant, S.C. in 2021... played linebacker and tight end for the Warriors.

PERSONAL
 Colin James Bryant was born Aug. 15, 2003... is a mass communications major.

JOSEPH BYRNES
 DB ♦ 6-0 ♦ 193 ♦ R-SO ♦ SQ
 CAMDEN, S.C.
 (CAMDEN) **43**



◆ 2023 Harold White GPA Award - Defense
 ◆ 2022 co-Special Teams Scout Team Award
 ◆ 2022 SEC Fall Academic Honor Roll
 ◆ 2021-22 SEC First-Year Academic Honor Roll

Walk-on who is a local product, hailing from nearby Camden, S.C... adds depth at the safety position in his third year in the program... has appeared in two contests, both during the 2022 season... could earn a role on special teams... named the Harold White GPA Award winner for the defense during the spring.

2022 (Redshirt Freshman)
 Redshirt freshman who worked primarily with the scout team... saw action in two contests, appearing in the wins over Georgia State and South Carolina State... credited with one assisted tackle against SC State... co-winner of the Special Teams Scout Team Award... logged two interceptions in the 2022 Garnet & Black Spring Game, including one in the final minute that sealed the win... named to the SEC Fall Academic Honor Roll.

2021 (Freshman)
 Walk-on who joined the squad in the summer... worked with the scout team... did not see any game action... redshirted... named to the 2021-22 SEC First-Year Academic Honor Roll.


HIGH SCHOOL
 Graduated from Camden (S.C.) High School in 2021... was a two-time Class 3A all-state defensive back for the Bulldogs... coached by Brian Rimpf... led the Bulldogs with four interceptions and 10 pass breakups while adding 52 tackles as a senior... was a team captain... Camden posted a 9-2 record in his senior season and played in the state championship game in Class AAA... the Bulldogs reached the state semifinals in 2019.

PERSONAL
 Joseph David Byrnes was born July 7, 2002... is a mechanical engineering major.

BYRNES' STATISTICS

Year	GP/GS	UT	AT	TT	TFL	QBS	INT	PBU	QBH	FF	FR
2022	2/0	0	1	1	0.0-0	0.0-0	0	0	0	0	0
Total	2/0	0	1	1	0.0-0	0.0-0	0	0	0	0	0

ELIJAH CALDWELL
 WR ♦ 6-1 ♦ 191 ♦ FR ♦ HS
 ROCK HILL, S.C.
 (NORTHWESTERN) **14**



True freshman wide receiver who joined the team in the summer... considered a complete wide receiver who has already impressed since his arrival on campus... could figure into the two-deep in his first semester in Columbia.

HIGH SCHOOL
 Wide receiver who graduated from Northwestern High School in Rock Hill, S.C. in 2023... caught 77 passes for 1,365 yards and 20 touchdowns as a senior... helped the Trojans to a 13-2 mark and finished as the Upper State Champions in Class AAAA in 2022... coached by Page Wofford... earned a spot on the South Carolina squad in the Shrine Bowl of the Carolinas... rated the 11th-best player in the Palmetto State, the 122nd-best wide receiver in the country and No. 869 overall on the 247Sports Composite... ranked as the 11th-best player in South Carolina and the 80th-best wide receiver in the nation according to On3Consensus.

ANDREW COLASURDO
 LB ♦ 6-1 ♦ 237 ♦ R-SO ♦ SQ
 INMAN, S.C.
 (CHAPMAN) **41**



◆ 2022 SEC Fall Academic Honor Roll
 ◆ 2021-22 SEC First-Year Academic Honor Roll

Walk-on in-state linebacker who is in his third season with the program... understands the defense... developmental player who has shown some run-stopping ability... can play both the Mike and Will positions... has appeared in one contest.


2022 (Redshirt Freshman)
 Redshirt freshman linebacker who worked with the scout team... appeared in one contest, seeing limited action against South Carolina State... did not record any statistics... named to the SEC Fall Academic Honor Roll.

2021 (Freshman)
 Walk-on linebacker who joined the squad in the summer... worked with the scout team... did not see any game action... redshirted... named to the 2021-22 SEC First-Year Academic Honor Roll.

HIGH SCHOOL
 Graduated from Chapman High School in Inman, S.C. in 2021... selected as the Region 3-3A Defensive Player of the Year as an outside linebacker and safety... named to the South Carolina Football Coaches Association 3A All-State team as an "athlete"... the Panthers posted a 7-1 record and reached the second round of the AAA playoffs in 2020 under head coach Harris Cabaniss... was selected for the Shrine Bowl of the Carolinas... Chapman captured the AAA state title in 2019.

PERSONAL
 Andrew Brock Colasurdo was born Jan. 30, 2002... is a public health major.

JUDGE COLLIER
 DB ♦ 6-1 ♦ 193 ♦ FR ♦ HS
 ROCK HILL, S.C.
 (LEGION COLLEGIATE ACADEMY) **20**



True freshman defensive back who enrolled in January... went through the spring learning the defense and showcasing his skill set... needs to continue to grasp the defense to allow his natural ability to flow... could figure into the two-deep at cornerback and see action on special teams in his first campaign.


HIGH SCHOOL

Played slot corner, box linebacker and deep safety at Legion Collegiate Academy in Rock Hill, S.C., graduating in December, 2022... the Lancers were coached by Strait Herron... credited with 26 tackles and three pass breakups as a junior... selected to play in the U.S. Army All-American Bowl... also played basketball... considered the 18th-best player in the Palmetto State and the 94th-best "athlete" in the country according to 247Sports Composite... ranked as the 21st-best player in the state and the 116th-best safety in the country by On3 Consensus... ESPN rated him as the 14th-best player in the state and the 87th-ranked "athlete" in the country.

PERSONAL

Judge M. Collier II was born June 23, 2005... is an art studio major.

CONNOR COX
 TE ♦ 6-5 ♦ 235 ♦ FR ♦ HS
 JACKSONVILLE, FLA.
 (THE BOLLES SCHOOL) **18**



True freshman tight end who enrolled in January and went through his first spring... young player with length... has shown to be a good blocker... figures to be a reserve tight end and could contribute on special teams in his first season in Columbia.


HIGH SCHOOL

Graduated from The Bolles School in Jacksonville, Fla. in December, 2022... lined up split out, as an H-back and in-line... caught 30 passes for 322 yards and three touchdowns as a senior, helping Bolles to the state semifinals in Florida's 2M division... earned *Florida Times-Union* Super 11 recognition... as a junior in 2021, got snaps at both wide receiver and tight end... primarily served as a blocker in a run-first offense... caught seven passes for 148 yards... helped the Bulldogs to an 8-3 mark playing at the 4A level... coached by Matt Toblin... began his high school career at Cardinal Gibbons High School in Raleigh, N.C... played lacrosse prior to COVID, then turned his focus to football... rated the 112th-best player in the state of Florida, the 33rd-best tight end in the country and No. 699 overall according to 247Sports Composite... ranked as the 106th-best player in Florida, the 38th-best tight end prospect in the country and No. 673 on the On3 Consensus... ESPN considered him the 173rd-best player in the Sunshine State and the 25th-best tight end in the land... comes from the same high school that produced former Gamecock tight end and first round draft pick Hayden Hurst.

PERSONAL

Connor J. Cox was born Oct. 8, 2004... has not selected a major field of study.

ELIJAH DAVIS
 DT ♦ 6-3 ♦ 289 ♦ JR ♦ JC
 WAGENER, S.C.
 (WAGENER-SALLEY/EAST MISS. C.C.) **11**



Highly-rated junior college defensive tackle who joined the squad in January... was considered the No. 1 JUCO defensive tackle in the country... expected to come in and contribute right away.

2022 (Sophomore)

Second-year starter at East Mississippi Community College in Scooba, Miss... helped the Lions to an 8-3 record and the MACCC title... earned first team all-conference and All-Region 23 honors... recorded 35 tackles with 3.5 tackles for loss and three sacks as a sophomore... ranked as the top JUCO defensive lineman in the country and No. 4 overall in the 247Sports Composite... listed as the top JUCO defensive line prospect and No. 3 overall in On3 Consensus... rated No. 2 nationally on the 2023 ESPN JC50.

2021 (Freshman)

First-year player at East Mississippi C.C... led the Lions to a 9-1 record and the MACCC North Division title... collected 25 tackles including 4.5 tackles for loss... coached by Buddy Stephens...

HIGH SCHOOL

Graduated from Wagener (S.C.)-Salley High School in 2021... was the 2020 Region 3-A Co-Defensive Player of the Year and a Class A All-State selection as a senior... member of Team South Carolina (Border Bowl VIII) and the 2020 *All-Aiken Standard* Football Team, and was an *Aiken Standard* Defensive Player of the Year finalist... ranked by 247Sports as the state's No. 9 prospect coming out of high school.

PERSONAL

Elijah J. Davis was born Feb. 19, 2003... pursuing a sociology degree.

TERRELL DAWKINS
 EDGE ♦ 6-4 ♦ 251 ♦ R-SR ♦ SQ
 CONCORD, N.C.
 (COX MILL/NC STATE) **4**



◆ **2021 Philip Rivers Award**

EDGE rusher who is in his second season in Columbia after spending the previous three years at NC State... also capable of playing inside if needed... working his way back from a season-ending knee injury... has appeared in 29 games in his career, including 26 with the Wolfpack... has six career starts.

2022 (Redshirt Junior)

Arrived in Columbia in the spring... appeared in three games, logging a pair of tackles... made his Gamecock debut against Georgia State... recorded his first tackle in a South Carolina uniform when he finished with two stops at Arkansas... injured his knee against Georgia in Game 3 and missed the remainder of the season.

2021 (Redshirt Sophomore)

Underwent off-season surgery which caused him to miss spring drills, the summer program and lingered into the fall... appeared in 10 games... credited with six tackles overall... had two stops against Furman.

2020 (Redshirt Freshman)

Was the recipient of the Philip Rivers Award, given to the team's top rookie... played in 12 contests, starting six games... credited with 36 tackles... logged 9.0 tackles for loss... led all ACC freshmen and with 4.5 sacks... tallied a career-best nine tackles in the win over Duke, including 1.5 TFLs... forced a pair of fumbles.

2019 (Freshman)

Saw action in four games, all on special teams... redshirted.

HIGH SCHOOL

Graduated from Cox Mill High School in Concord, N.C. in 2019... the Chargers were coached by Craig Stewart... posted 89 tackles with 13 sacks and 25 tackles for loss as a senior in 2018... also forced four fumbles... named to the All-South Piedmont 3A conference team... logged 59 tackles and nine sacks as a junior... considered the 27th-best recruit in North Carolina and the No. 40 strong-side defensive end nationally by 247Sports... ranked 28th in the Tar Heel State by Rivals.

PERSONAL

Terrell Ezekiel Dawkins was born May 13, 2001... earned a degree in interdisciplinary studies... working towards a Master's in data and communication... represented football on SAAC during 2022-23... father, Tommy Sr., played football at Appalachian State and later with the Pittsburgh Steelers... brother, Tommy Jr., played at App State.

DAWKINS' HIGHS

Tackles.....	9, Duke, 2020
Sacks.....	1.0, 4 times
	Last: Florida State, 2020
Tackles for Loss.....	2.0, twice:
	North Carolina, 2020 & Florida State, 2020

DAWKINS' STATISTICS

Year	GP/GS	UT	AT	TT	TFL	QBS	INT	PBU	QBH	FF	FR
2019*	4/0	0	0	0	0.0-0	0.0-0	0	0	0	0	0
2020*	12/6	16	20	36	9.0-33	4.5-24	0	0	1	2	0
2021*	10/0	1	5	6	0.0-0	0.0-0	0	0	1	0	0
2022	3/0	1	1	2	0.0-0	0.0-0	0	0	0	0	0
Total*	29/6	18	26	44	9.0-33	4.5-24	0	0	2	2	0

*-NC State



MARCELLAS DIAL

DB ♦ 6-0 ♦ 195 ♦ R-SR ♦ 2L

WOODRUFF, S.C.
(WOODRUFF / GEORGIA MILITARY)

6



Veteran defensive back who figures to be the top cover corner for Carolina in 2023, the latest in a long line of standout Gamecock cornerbacks... former junior college defensive back who begins his third year in Columbia... continues to elevate his game... has gained weight, gotten stronger in the weight room and has matured... expected to take more of a leadership role this season... has made 17 career starts.

2022 (Redshirt Junior)

Played in all 13 games, starting 10 at cornerback... registered 45 tackles with a team-leading three interceptions and a team-high 12 pass breakups... his three interceptions and his 15 passes defended were the third-highest totals in the SEC... his 1.2 passes defended per game tied for 24th in the country... totaled three tackles, a career-high three pass breakups and his first collegiate interception in the season-opener against Georgia State... picked off his second pass of the season against South Carolina State... credited with a career-high nine tackles in the win over Tennessee... earned SEC Defensive Player of the Week following his efforts against the Clemson when he finished with two tackles, one interception and tied his career high with three pass breakups (3)... allowed just one catch for 11 yards while being targeted 11 times in the contest.

2021 (Redshirt Sophomore)

Enrolled at South Carolina in January after transferring from Georgia Military College... played in all 13 games, making seven starts at cornerback... recorded 33 tackles including 25 solo stops... credited with six pass breakups, one forced fumble and one fumble recovery... collected four tackles five times.

2020 (Sophomore)

Spent his second fall at Georgia Military College in Milledgeville... the Bulldogs did not play a fall season... rated as the seventh-best JUCO cornerback and No. 51 overall by 247Sports Composite.

2019 (Freshman)

Began his collegiate career as a defensive back at Georgia Military College... played for coach Bert Williams... recorded 10 tackles and an interception.

HIGH SCHOOL

Graduated from Woodruff (S.C.) High School in 2019.

PERSONAL

Marcellas Rashard Dial Jr. was born Dec. 6, 2000... is an interdisciplinary studies major who graduated in December 2022.

DIAL'S HIGHS

Tackles.....	9, Tennessee, 2022
Tackles for Loss..	1.0, South Carolina St., 2022
Interceptions.....	1, three times,
	Last: Clemson, 2022
Pass Breakups.....	3, twice:
	Georgia State, 2022 & Clemson, 2022

DIAL'S STATISTICS

Year	GP/GS	UT	AT	TT	TFL	QBS	INT	PBU	QBH	FF	FR
2019											
2020											
2021	13/7	25	8	33	0.0-0	0.0-0	0	6	0	1	1
2022	13/10	33	12	45	1.0-1	0.0-0	3	12	0	0	0
Total	26/17	58	20	78	1.0-1	0.0-0	3	18	0	1	1



LUKE DOTY

QB ♦ 6-1 ♦ 209 ♦ R-JR ♦ 2L

MYRTLE BEACH, S.C.
(MYRTLE BEACH)

9



- ◆ 2022 SEC Fall Academic Honor Roll
- ◆ 2021 SEC Fall Academic Honor Roll
- ◆ 2020-21 SEC First-Year Academic Honor Roll

Fourth-year quarterback... possesses all of the intangibles to lead the team... outstanding teammate with an excellent work ethic... good athlete... Gamecock through-and-through... makes the program better in a lot of different ways... has played in 18 games, making six starts... has completed 61.0 percent of his passes (139-for-228) for 1,526 yards with nine touchdowns and eight interceptions... also has rushed 80 times for 173 yards and a touchdown... is 2-4 as a starting quarterback... still has three seasons of eligibility remaining.

2022 (Junior)

Took a redshirt season after appearing in five games... completed 10-of-14 passes (71.4 pct.) for 146 yards with two touchdowns and two interceptions as the Gamecocks' No. 2 quarterback... rushed five times for 63 yards, a 12.6-yard average with one rushing touchdown... best game came in late duty against Georgia when he completed 5-of-8 passes for 76 yards with a touchdown and an interception... the TD pass was a 13-yarder to Traveon Kenion... tossed a 52-yard touchdown pass to Corey Rucker late in the Charlotte win...

took advantage of the NCAA rule that allowed him to play in the TaxSlayer Gator Bowl against Notre Dame as a fifth game without forfeiting his redshirt for the year... named to the SEC Fall Academic Honor Roll.

2021 (Sophomore)

Came out of the spring as the projected starter at quarterback and did nothing to change that early in fall camp... suffered a mid-foot sprain in his left foot on August 13 and was sidelined for the first two games... made his 2021 debut at Georgia in relief of an injured Zeb Noland and was the starter for the next four weeks, posting a 2-2 record with wins over Troy and Vanderbilt... went 17-for-25 for 158 yards with a touchdown against Kentucky... recorded career highs in completions (20), attempts (34) and passing yards (255) in the win over Troy... went 17-for-27 with a pair of TD passes, including a career-long 82-yard pass to Jaheim Bell against Vanderbilt... re-injured the foot in the win over the Commodores and underwent season-ending surgery on Oct. 21... for the season, went 86-for-143 (60.1 pct.) for 975 yards with five TDs and three interceptions in five games, including four starts... named to the SEC Fall Academic Honor Roll.

2020 (Freshman)

Played in eight games, making a pair of starts... completed 43-of-71 passes (60.6 percent) for 405 yards with two touchdowns and three interceptions... also rushed 41 times for 91 yards with a long of 17... split reps early in camp between quarterback and wide receiver... made his debut as a wide receiver at Florida... saw his first action at quarterback in the win at Vanderbilt and had one carry for two yards... also saw brief action at LSU, Texas A&M and Ole Miss... took over the starting role after halftime against Missouri... completed 14-of-23 passes for 130 yards and rushed 11 times for an additional 59 yards against the Tigers... made his first career start against Georgia... was 18-of-22 for 190 yards... completed his first career touchdown pass, a 7-yarder to Nick Muse... made his second start in the season finale at Kentucky... completed 11-of-25 passes for 85 yards with a touchdown... named to the SEC First-Year Academic Honor Roll.

HIGH SCHOOL

Graduated from Myrtle Beach (S.C.) High School in December 2019... the Seahawks were undefeated before falling in the state 4A championship game in 2019... did not play after injuring his throwing hand in the first round of the playoffs... in 10 games, completed 64 percent of his passes for 1,876 yards and 25 TDs... also rushed for 408 yards and four scores... named first team all-state by the South Carolina coaches... garnered the state's Mr. Football award... selected to the Shrine Bowl of the Carolinas, Nike's The Opening Finals and the Elite 11 Finals... as a junior, helped guide Myrtle Beach to a 4A state championship in his first year as a full-time starter... threw for 3,037 yards on 242-of-381 passing with 36 touchdowns... finished with 701 yards and seven TDs on the ground... threw for 244 yards and three scores in the 2018 championship game against Greer... named the 2018 4A Lower State Back of the Year... threw for 5,614 yards in his career with 66 touchdowns... logged 7,364 all-purpose yards and was responsible for 83 TDs... played wide receiver early in his prep career... coached by Mickey Wilson... Rivals considered him the second-best player in the Palmetto State, the second-best dual-threat quarterback in the country and No. 99 overall... rated second in the state, the No. 4 dual-threat quarterback in the country and No. 85 overall in the 247Sports Composite rankings... considered the No. 83 player in the country in the ESPN300.

DOTY'S STATISTICS

-PASSING-						
Year	GP/GS	C-A-I	Pct.	Yds	TD	Lg
2020	8/2	43-71-3	60.6	405	2	35
2021	5/4	86-143-3	60.1	975	5	82
2022	5/0	10-14-2	71.4	146	2	52
Total	18/6	139-228-8	61.0	1526	9	82
-RUSHING-						
Year	GP/GS	Att	Yds	Avg	TD	Long
2020	8/2	41	91	2.2	0	17
2021	5/4	34	19	0.6	0	23
2022	5/0	5	63	12.6	1	17
Total	18/6	80	173	2.2	1	23

DOTY'S HIGHS

Pass Attempts.....	34, Troy, 2021
Pass Completions.....	20, Troy, 2021
Passing Yards.....	255, Troy, 2021
Passing TDs.....	2, Vanderbilt, 2021
Long Pass.....	82, Vanderbilt, 2021
Rushing Attempts.....	15, Georgia, 2020
Rushing Yards.....	59, Missouri, 2020
Long Rush.....	23, Tennessee, 2021



PERSONAL

Lucas Robinson Doty was born Oct. 26, 2001... is a psychology major... father, Bobby (basketball) and mother, Melanie (cross country), were both collegiate athletes at Erskine... is a big fan of the Star Wars series... a past member of SAAC who represented South Carolina as part of the SEC Leadership Council.

South Carolina Mr. Football Recipients*

2008	Stephon Gilmore	2016	Gage Moloney
2009	Marcus Lattimore	2017	Dakereon Joyner
2010	Jadeveon Clowney	2018	Zacch Pickens
2011	Shaq Roland	2019	Luke Doty
2012	Tramel Terry	2020	Tyrion Ingram-Dawkins
2013	Jacob Park	2021	Jaylen Sneed
2014	Matthew Colburn	2022	Xzavier McLeod
2015	Tavien Feaster		

*Since 2008; **BOLD**-Played at South Carolina

BRADLEY DUNN

RB ♦ 5-9 ♦ 203 ♦ R-JR ♦ SQ

COLUMBIA, S.C.
(HAMMOND SCHOOL)

32



♦ 2023 Spring Special Teams Most Improved Award

Walk-on running back who is in his fourth year with the program... adds depth to the room and could see action on special teams... played fullback as a true freshman... has appeared in one game... earned the special teams Most Improved Award in the spring.

2022 (Redshirt Sophomore)

Third-year running back who worked with the scout team... did not see any game action... named to the SEC Fall Academic Honor Roll.

2021 (Redshirt Freshman)

Second-year back who worked with the scout team... appeared in one game, getting action late in the Eastern Illinois contest in the season opener... carried the ball twice for four yards.

2020 (Freshman)

True freshman walk-on fullback... joined the team in July... redshirted.

HIGH SCHOOL

Graduated from Hammond School in Columbia, S.C. in 2020... recruited as a fullback after playing primarily on the defensive line in high school... helped the Skyhawks to their third-straight SCISA 3A title in 2019 with a 12-2 record... coached by former Gamecock quarterback Erik Kimrey.

DUNN'S STATISTICS

-RUSHING-						
Year	GP/GS	Att	Yds	Avg	TD	Long
2021	1/0	2	4	2.0	0	2

DUNN'S HIGHS

Carries.....	2, Eastern Illinois, 2021
Rushing Yards.....	4, Eastern Illinois, 2021
Long Rush.....	2, Eastern Illinois, 2021



NICK ELKSNIS

TE ♦ 6-6 ♦ 251 ♦ R-SO ♦ TR

JACKSONVILLE, FLA.
(EPISCOPAL/FLORIDA) 84



◆ 2021 SEC Fall Academic Honor Roll

Traditional all-around tight end who joined the team in the spring after spending the past two seasons at Florida... will compete for playing time in a completely overhauled tight end room... put together a solid spring... regarded as a tough player who showed good blocking skills and has a plus catch radius... appeared in nine games over the past two seasons for the Gators, primarily on special teams.

2022 (Redshirt Freshman)

Saw action primarily on special teams and occasionally at tight end in each of the first five games of the season... nursed multiple shoulder injuries during the season... did not record any statistics.

2021 (Freshman)

Appeared in four games and redshirted... did not record any statistics... made his collegiate debut in the season opener against Florida Atlantic... named to the SEC Fall Academic Honor Roll.

HIGH SCHOOL

Graduated from Episcopal School of Jacksonville (Fla.) in 2021... played for former NFL quarterback Mark Brunell... ranked as the No. 14 tight end in the country according to the 247Sports Composite Rankings.

PERSONAL

Nicholas C. Elksnis was born July 31, 2002... is a services management major.

NICK EMMANWORI

DB ♦ 6-4 ♦ 219 ♦ SO ♦ 1L

IRMO, S.C.
(IRMO) 21



- ◆ 2022-23 co-South Carolina Athletics Male Freshman of the Year
- ◆ 2022-23 SEC First-Year Academic Honor Roll
- ◆ 2022 First-Team Freshman All-American (ESPN, PFF, On3)
- ◆ 2022 Second-Team Freshman All-American (CFN, The Athletic)
- ◆ 2022 First-Team Freshman All-SEC (Coaches)
- ◆ 2022 Co-Joe Morrison Award - MVP Defense
- ◆ 2022 Shawn Alexander Freshman of the Year Semifinalist

Sophomore safety who looks to build upon an outstanding freshman campaign in which he earned Freshman All-America honors... can play either safety position... has excellent size, willing to hit and will only get better as he continues to learn the nuances of the defense... looks to provide leadership... recognized as a co-winner of the University of South Carolina Athletics Male Freshman of the Year for 2022-23, along with baseball standout Ethan Petry.

2022 (Freshman)

True freshman safety who moved into the lineup replacing an injured R.J. Odrick in the first series of the season and remained in that role throughout the remainder of the season, starting the final 12 games... named to the ESPN.com, the PFF and the On3 True Freshman All-America team... named second-team Freshman All-American by CFN and The Athletic... became the first Gamecock to garner Freshman All-America honors since Dylan Wonnum in 2018 and the first defensive player since Jadeveon Clowney in 2011... earned a spot on the SEC Coaches All-Freshman squad... shared the Joe Morrison Defensive Team MVP award with Zach Pickens... was a semifinalist for the Shaun Alexander Freshman of the Year Award... led the team with 85 tackles... tied for 15th in the SEC with 6.5 tackles per game... credited with 62 solo

stops, second in the SEC and the most among freshmen in the FBS... the last freshman to lead the Gamecocks in tackles was Skai Moore in 2013... became the first member of the freshman class of 2022 to earn a starting assignment when he got the call at Arkansas in Game 2... responded with 11 tackles, the first of his two games with double-figures in stops... posted a career-high 14 tackles, all solo stops, in the loss to No. 1 Georgia... It was the most tackles by a Gamecock since Ernest Jones collected 18 tackles at Ole Miss in 2020... had a tackle for loss versus Missouri... recovered the fumble in the waning minutes of the Clemson game, preserving the win... named to the SEC First-Year Academic Honor Roll.

HIGH SCHOOL

Graduated from Irmo (S.C.) High School in 2022... played all over on defense, but primarily at middle linebacker... earned first-team All-State 4A honors... helped the Yellow Jackets reach the state semifinals as a senior... coached by Aaron Brand... selected for the Shrine Bowl and the Touchstone Energy Cooperatives Bowl... credited with 232 tackles, four sacks and eight forced fumbles as a senior... also played some receiver on offense, scoring a couple TDs... was an all-state selection as a junior when he collected 100 tackles, eight TFLs, two interceptions, a forced fumble and three sacks in nine games... ranked as the sixth-best player in the Palmetto State, the 58th-best safety in the country and No. 665 overall in the 247Sports Composite... earned the sixth-best player in the state and the 28th-best outside linebacker in the nation by Rivals.

PERSONAL

Nicholas Ovundah Eze Emmanwori was born Feb. 7, 2004... has not declared a major.

EMMANWORI'S HIGHS

Tackles..... 14, Georgia, 2022

Tackles for Loss..... 1.0, Missouri, 2022

Pass Breakups 3, twice: Georgia State, 2022 & Clemson, 2022

EMMANWORI'S STATISTICS


Year	GP/GS	UT	AT	TT	TFL	QBS	INT	PBU	QBH	FF	FR
2022	13/12	62	23	85	1.0-2	0.0-0	0	1	2	0	1



EMORY FLOYD

DB ♦ 6-1 ♦ 181 ♦ R-FR ♦ SQ

MARIETTA, GA.
(HILLGROVE) 8



◆ 2022-23 SEC First-Year Academic Honor Roll

Redshirt freshman defensive back who looks to take the next step and challenge for more playing time at cornerback and on special teams in his second season with the Gamecocks... possesses excellent speed... joined the Carolina track team in the spring... posted season-bests of 6.89 in the 60m indoors and 10.86 in the 100m and 21.33 in the 200m outdoors while also going through spring drills.

2022 (Freshman)

Appeared in two contests in his first season... saw action against both Georgia State and Georgia early in the year... did not record any statistics... redshirted... named to the SEC First-Year Academic Honor Roll.

HIGH SCHOOL

Graduated from Hillgrove High School in Powder Springs, Ga. in 2022... credited with 24 tackles in nine games... also had four interceptions and five passes defended... the Hawks were coached by Justin DeShon... considered the 44th-

best prospect in Georgia, the 35th-best safety in the country and No. 4018 overall in the 247Sports Composite rankings... ranked as the 24th-best player in the state, the 17th-best safety in the country and No. 239 in the Rivals250.

PERSONAL

Emory Caleb Floyd was born April 19, 2004... is a sport and entertainment management major.

KING-DEMEANIAN FORD

DB ♦ 6-2 ♦ 209 ♦ R-JR ♦ 1L

BLYTHEWOOD, S.C.
(BLYTHEWOOD)

47

- ◆ 2022 SEC Fall Academic Honor Roll
- ◆ 2021 Scout Team Award - Special Teams
- ◆ 2021 SEC Fall Academic Honor Roll

Walk-on who is in his third year in the program... has been a force on special teams and provides quality depth at safety... earned his first letter in 2022... has appeared in eight contests... has recorded a pair of blocked punts.

2022 (Redshirt Sophomore)

Appeared in seven contests, primarily on special teams... credited with a pair of tackles and blocked two punts... both of his tackles came in the TaxSlayer Gator Bowl against Notre Dame... blocked punts against South Carolina State and Kentucky... saw his first action of the season in game 3 against Georgia and played in five-straight contests... named to the SEC Fall Academic Honor Roll.

2021 (Redshirt Freshman)

Walk-on defensive back who was added to the roster in February... selected by the coaches as the Special Teams Scout Team Award winner... earned playing time on special teams in the Duke's Mayo Bowl... did not record any statistics... named to the SEC Fall Academic Honor Roll.

2020 (Freshman)

Enrolled at South Carolina but was not part of the football program.

HIGH SCHOOL

Graduated from Blythewood (S.C.) High School in 2020... primarily played quarterback and wide receiver for the Bengals... coached by Jason Seidel... also competed in track & field... was an Honor Roll student.

PERSONAL

King-Demenian Ford was born Sept. 12, 2002... is a religious studies major.

FORD'S HIGHS

Tackles.....2, Notre Dame, 2022

FORD'S STATISTICS											
Year	GP/GS	UT	AT	TT	TFL	QBS	INT	PBU	QBH	FF	FR
2021	1/0	0	0	0	0.0-0	0.0-0	0	0	0	0	0
2022	7/0	2	0	2	0.0-0	0.0-0	0	0	0	0	0
Total	8/0	2	0	2	0.0-0	0.0-0	0	0	0	0	0

O'DONNELL FORTUNE

DB ♦ 6-1 ♦ 177 ♦ R-JR ♦ 2L

SUMTER, S.C.
(SUMTER)

3

- ◆ 2023 Spring Defense Most Improved Award

Fourth-year player who looks to gain the consistency where he can be relied upon at the cornerback position... also a candidate for a special teams role... has appeared in 20 games with one career start... recognized with the Most Improved Award for the defense during the spring of 2023.

2022 (Redshirt Sophomore)

Appeared in nine games including a start in the season finale against Notre Dame in the TaxSlayer Gator Bowl... credited with 16 tackles including 13 solo stops... logged a pair of pass interceptions and forced one fumble... set a career high in tackles against Georgia with four... notched two tackles, his first career interception and first career forced fumble in the win at Vanderbilt... returned an interception 100 yards for a touchdown in the TaxSlayer Gator Bowl against Notre Dame... the return tied for the second-longest in school history and for the longest since 1997.

2021 (Redshirt Freshman)

Appeared in eight games... recorded three tackles... credited with two of his three stops against Auburn... recovered a fumble at Georgia.

2020 (Freshman)

Enrolled in January and went through the abbreviated spring drills... began the spring working at safety but was moved to cornerback... saw action in each of the final three games of the season... credited with three tackles, all coming in the season finale at Kentucky... redshirted.

HIGH SCHOOL

Graduated from Sumter (S.C.) High School mid-year and enrolled at South Carolina in January 2020... played both cornerback and safety... also handled punt and kickoff returns... logged 42 tackles with five tackles for loss and three interceptions as a senior... the Fighting Gamecocks posted a 10-1 record in 2019, falling in the second round of the Class 5A state playoffs... named first team all-state by the South Carolina coaches... selected to the Shrine Bowl of the Carolinas... as a junior in 2018, he led Sumter with five interceptions along with 48 tackles, three tackles for loss and one fumble recovery... collected 84 career tackles with eight tackles for loss and eight interceptions... coached by Mark Barnes... also played basketball and competed on the track & field team in the sprints and jumps... Rivals considered him the 13th-best player in the Palmetto State... ranked as the 11th-best player in South Carolina, the 57th-best safety in the country and No. 747 overall in the 247Sports Composite.

FORTUNE'S HIGHS

Tackles.....4, Georgia, 2022

Interceptions.....1, twice:
Vanderbilt, 2022 & Notre Dame, 2022

Forced Fumbles.....1, Vandebilt, 2022

Fumble Recoveries1, Georgia, 2021

PERSONAL

O'Donnell Omari Fortune was born Sept. 8, 2001... is pursuing a degree in services management.

FORTUNE'S STATISTICS

Year	GP/GS	UT	AT	TT	TFL	QBS	INT	PBU	QBH	FF	FR
2020	3/0	2	1	3	0.0-0	0.0-0	0	0	0	0	0
2021	8/0	2	1	3	0.0-0	0.0-0	0	0	0	0	1
2022	9/1	13	3	16	0.0-0	0.0-0	2	0	0	1	0
Total	20/1	17	5	22	0.0-0	0.0-0	2	0	0	1	1

JORDAN FRANKE

LS ♦ 5-11 ♦ 205 ♦ FR ♦ HS

VERONA, Wis.
(VERONA)

49

Walk-on long snapper who impressed the coaches in a camp setting with his speed and accurate snaps... changed his body and improved his speed and athleticism during his senior season... figures to challenge Cole Rasmussen for the backup duties behind All-SEC performer Hunter Rogers in his first season at Carolina.

HIGH SCHOOL

Graduated from Verona (Wis.) High School in 2022... played outside linebacker in addition to long snapping... coached by Andrew Riley... helped the Wildcats go undefeated in conference play, 8-2 overall, and win the Big Eight Conference for the first time in 11 years... earned honorable mention all-conference honors... outstanding student who was an academic all-state selection and a member of the National Honor Society.

PERSONAL

Jordan Franke's father, Eric Franke, was a long snapper at Indiana from 1991-94.

SIDNEY FUGAR

OL ♦ 6-5 ♦ 327 ♦ R-SO ♦ TR

WALDORF, MD.
(ST. THOMAS MORE/WESTERN ILL.) **77**



Transfer offensive lineman from Western Illinois University in Macomb, Ill... joined the team in January... has demonstrated solid pass protection skills... uses his length to his advantage... figures to compete for a spot in the two-deep and possibly for a starting role at a tackle position... played left tackle for the Leathernecks but took reps at both tackle spots in the spring... has appeared in 10 contests at the FCS level.

2022 (Redshirt Freshman)

Started all nine games in which he appeared for Western Illinois, playing in the FCS Missouri Valley Football Conference... the Leathernecks were winless in 11 contests... coached by Myers Hendrickson.

2021 (Freshman)

Appeared in the Leathernecks' home finale versus South Dakota... redshirted.

HIGH SCHOOL

Graduated from St. Thomas More Academy in 2021... was an honor roll student.

PERSONAL

Sidney D. Fugar was born July 23, 2002... pursuing a sociology degree... enjoys playing videos games in spare time.

NICK GARGIULO

OL ♦ 6-5 ♦ 327 ♦ GR ♦ TR

YORKTOWN HEIGHTS, N.Y.
(SOMERS/YALE) **69**



- ◆ 2023 co-Gamecock Toughness Award - Offense
- ◆ 2022 Yale Team Captain

Graduate transfer from Yale University in New Haven, Conn., who joined the team in January... very versatile performer who could play at all five positions along the offensive line... expected to compete for a starting role at guard or center... brings tremendous leadership... played in 25 games for the Bulldogs... shared the Gamecock Toughness Award for the offense in the spring with Josh Simon.

2022 (Senior)

Selected as the lone captain of Team 149 at Yale, a tradition that dates to the 19th century... shifted from tackle to the center position where he played in all 10 games... coached by Tony Reno... the Bulldogs went 8-2 overall, including a 6-1 mark in the FCS Ivy League.

2021 (Junior)

Appeared in four games for the Bulldogs at left tackle... suffered a broken right ankle/fibula, which required surgery and caused him to miss the remainder of the season... Yale posted a 5-5 mark, going 4-3 in the Ivy League.

2020 (Junior)

No season due to COVID-19.

2019 (Sophomore)

Starting left tackle in all 10 games for the Bulldogs... helped lead the top offense in the Ivy League... Yale went 9-1 overall including a 6-1 conference slate.

2018 (Freshman)

Served role as backup offensive tackle... Saw action in one game.

HIGH SCHOOL

Graduated from Somers High School in Lincolndale, N.Y. in 2018... played both offensive and defensive tackle... a two-time Section I All-League and a two-

time 1st Team All-Section... named to the all-state team... was the Section A – Lineman MVP, the Section I Class A Outstanding Lineman, and the Section I Football Coaches Association Class A, League B Outstanding Offensive Lineman... named the N.Y.S.P.H.S.A.A. Finals Class A – Most Valuable Offensive Lineman... was a *Lo Hud/Journal News* – Super II Recipient... earned a spot on the All-Metro Team... recognized as the Section I – Offensive Line MVP... named to the Golden Dozen Football Team... helped his team to the state title in 2016... also played basketball.

PERSONAL

Nicholas J. Gargiulo was born July 19, 2000... working towards a Master's degree in sport and entertainment management after earning a bachelor's degree from Yale with a double-major of economics and political science... was a football and basketball camp counselor... enjoys tennis and golf.

COLTEN GAUTHIER

QB ♦ 6-3 ♦ 208 ♦ R-SO ♦ SQ

BETHLEHEM, GA.
(HEBRON CHRISTIAN ACADEMY) **4**



- ◆ 2023 Harold White GPA Award - Offense
- ◆ 2022 SEC Fall Academic Honor Roll
- ◆ 2021-22 SEC First-Year Academic Honor Roll
- ◆ 2021 SEC Fall Academic Honor Roll

Redshirt sophomore signal-caller who has shown improvement with three spring practices under his belt... still defining his role on the squad... has a big arm... best trait is his physicality and size... smart and understands the system.

2022 (Redshirt Freshman)

Reserve signal-caller... did not see any game action... named to the SEC Fall Academic Honor Roll.

2021 (Freshman)

Graduated from high school early and enrolled at South Carolina in January... went through the winter program and spring drills with the squad... saw action in one game, appearing in the season-opener against Eastern Illinois... connected his only pass attempt, a 19-yard completion... named to the SEC Fall Academic Honor Roll and the 2021-22 SEC First-Year Academic Honor Roll.

HIGH SCHOOL

Graduated in December 2020 from Hebron Christian Academy in Dacula, Ga... ran an "Air Raid" offense... coached by Jeff Saturday... played 34 games during his three-year career for the Lions, completing 444-of-811 passes for 6,541 yards with 61 touchdowns... also rushed for 17 scores... as a senior, he was 156-of-300 passing for 2,052 yards with 22 touchdowns... led his team to a three-game run in the 2019 state playoffs as a junior, including its first win over Commerce High in 25 years... completed 143-of-252 passes as a junior for 2,401 yards with 20 touchdowns... was a member of the 2019 GACA All-State team and was an all-region performer... completed 145-of-259 passes for 2,088 yards with 19 TDs as a sophomore in 2018... also played varsity baseball... rated as the 51st-best player in Georgia, the 23rd-best pro-style quarterback in the country and No. 618 overall by 247Sports Composite... Rivals ranked him as the 26th-best player in the state and the No. 13 pro-style quarterback in the country.

PERSONAL:


Colten James Gauthier was born Sept. 5, 2002... is a public health major... enjoys playing guitar.

GAUTHIER'S STATISTICS					
-PASSING-					
Year	GP/GS	C-A-I	Pct.	Yds	TD Lg
2021	1/0	1-1-0	100.0	19	0 19
Total	1/0	1-1-0	100.0	19	0 19

GAUTHIER'S HIGHS	
Pass Attempts.....	1, Eastern Illinois, 2021
Pass Completions.....	1, Eastern Illinois, 2021
Passing Yards.....	19, Eastern Illinois, 2021
Long Pass.....	19, Eastern Illinois, 2021



JATIUS GEER
EDGE ♦ 6-6 ♦ 243 ♦ R-SO ♦ TR
ANDERSON, S.C.
(BELTON-HONEA PATH/SYRACUSE) 12



Transfer EDGE from Syracuse who joined the team in the summer... expected to be an immediate contributor after earning a starting spot for the Orange last season at defensive end... has appeared in 14 games with 12 starts in his collegiate career... owns 34 career tackles, 6.5 tackles for loss, 3.5 sacks, a pass breakup, a forced fumble and a PAT block.

2022 (Redshirt Freshman)

Appeared in all 13 games with 12 starts at defensive end for Syracuse... finished the year with 33 tackles, 6.5 tackles for loss, 3.5 sacks, six quarterback hurries, a forced fumble and a blocked kick... his 3.5 sacks ties for the fifth most by an Orange freshman in program history... his sack and TFL totals were fourth on the team in 2022 and second among defensive linemen... finished the season with a tackle for loss in four-straight games... was a key piece of a defensive unit that finished in the season 14th nationally in passing defense (184.8) and 21st in total defense (328.6)... made his first collegiate start against Louisville... recorded his first multi-tackle game with three against Purdue... logged four tackles, a pass deflection and a career-best three QB hurries against Virginia... also blocked a PAT against the Cavaliers... set a career highs with five tackles and 1.5 sacks in the win over NC State... collected four tackles and a sack at Wake Forest.

2021 (Freshman)

Appeared in one game with one solo tackle against Albany in his collegiate debut... redshirted in his first season with the Orange.

HIGH SCHOOL

Graduated from Belton-Honea Path High School in South Carolina in 2021... was a two-time team captain... recorded 72 tackles including 10 sacks and 40 tackles for loss as a senior... helped the Bears to an 8-4 record and a South Carolina AAAAA second-round playoff appearance as a junior.

PERSONAL

Jatus Tamija Geer was born June 19, 2003.

GEER'S HIGHS


Tackles.....	5, NC State, 2022
Sacks.....	1.5, NC State, 2022
Tackles for Loss.....	1.5, NC State, 2022
QB Hurries.....	3, Virginia, 2022

GEER'S STATISTICS

Year	GP/GS	UT	AT	TT	TFL	QBS	INT	PBU	QBH	FF	FR
2021*	1/0	1	0	1	0.0-0	0.0-0	0	0	0	0	0
2022*	13/12	13	20	33	6.5-12	3.5-7	0	0	6	1	0
Total*	14/12	14	20	34	6.5-12	3.5-7	0	0	6	1	0

*-Syracuse

DEANGELO GIBBS
DB ♦ 6-1 ♦ 225 ♦ GR ♦ TR
OXFORD, GA.
(GRAYSON/TENNESSEE) 17



Graduate transfer from Tennessee who began his career as a highly touted prospect at Georgia... joined the team in January as a walk-on... played two seasons with the Bulldogs before logging three with the Volunteers... worked at the Nickel position in the spring, but also has experience playing the wide receiver position... has not played in a game since 2018... is the 10th-oldest FBS player in college football in 2023 and the second-oldest non-kicker.

2022 (Redshirt Senior)

Did not participate in football after entering the transfer portal in May.

2021 (Redshirt Junior)

Worked at wide receiver for Tennessee... did not record any statistics.

2020 (Redshirt Junior)

Opted out of the 2020 season to focus on academics.

2019 (Junior)

Transferred to Tennessee and was not eligible due to transfer rules... redshirted... practiced at both wide receiver and defensive back.

2018 (Sophomore)

Lettered in his second year as a defensive back at Georgia... played in seven of 14 games and finished with seven tackles... did not participate in spring drills.

2017 (Freshman)

Lettered in his first season at Georgia while playing defensive back for the Bulldogs... appeared in six games and had three total stops... posted an assisted tackle vs. Mississippi State... made two tackles against App State... early enrollee who participated in spring drills.

HIGH SCHOOL

Graduated from Grayson High School in Loganville, Ga. in December of 2016... coached by Jeff Herron... member of the 2016 *Atlanta Journal Constitution* Georgia Super 11 and All-State Class AAAAAA defense... named to the Georgia Sports Writers Association All-State Class AAAAAA defense... led team to a state championship and 14-1 record in 2016... participated in the Under Armour All-American Game... was an AJC All-State Class AAAAAA defense selection and Georgia Sports Writers Association All-State Class AAAAAA second-team defense while at Peachtree Ridge in 2015... regarded as *PrepStar* magazine's #20 overall player nationally and Top 150 Dream Team... ESPN.com ranked him as the #2 athlete nationally and #1 prospect in Georgia... Rivals.com rated him as the #6 athlete nationally, #132 overall prospect nationally and #12 prospect in Georgia... 247Sports.com listed him as the #4 safety nationally and #6 overall prospect in Georgia... Scout.com ranked him as the #1 athlete nationally and #25 overall prospect nationally.

PERSONAL

DeAngelo Deon Gibbs was born Sept. 23, 1997... earned his undergraduate degree in communications studies in the Haslam College of Business while at Tennessee.

GIBBS' STATISTICS

Year	GP/GS	UT	AT	TT	TFL	QBS	INT	PBU	QBH	FF	FR
2017*	6/0	1	2	3	0.0-0	0.0-0	0	0	0	0	0
2018*	7/0	1	6	7	0.0-0	0.0-0	0	0	0	0	0
2019**											
2020**											
2021**	0/0	0	0	0	0.0-0	0.0-0	0	0	0	0	0
2022**											
Total	13/0	2	8	10	0.0-0	0.0-0	0	0	0	0	0

*-Georgia **-Tennessee

Oldest FBS Players in 2023

No.	Player	Pos.	School	Age	Birthdate
1.	Luke Larsen	P	East Carolina	30	07/18/92
2.	Jordan Noyes	PK	Colorado State	30	08/03/92
3.	Hugh Robertson	P	Illinois	30	01/16/93
4.	Jordy Sandy	P	TCU	30	05/27/93
5.	Mark Crawford	P	Minnesota	29	12/28/93
6.	Laine Wilkins	P	Houston	29	03/30/94
7.	Sami Sir	P	Bowling Green	27	01/20/96
8.	Tyrone Taleni	DL	Southern Cal	27	06/10/96
9.	Adam Jacklin	P	North Texas	25	08/02/97
10.	DeAngelo Gibbs	DB	South Carolina	25	09/23/97



B.J. GIBSON

DB ♦ 6-4 ♦ 219 ♦ R-SR ♦ 1L

MARIETTA, GA.
(WALTON / NAVY)

36



- ◆ 2022 SEC Fall Academic Honor Roll
- ◆ 2021-22 SEC First-Year Academic Honor Roll

Walk-on defensive back who is in his third season with the Gamecocks... joined the squad in 2021 after spending two seasons at the Naval Academy... expected to be a contributor on special teams and provide quality depth at safety... has appeared in 13 contests over the past four seasons with one start.

2022 (Redshirt Junior)

Lettered for the first time at South Carolina after appearing in six games... recorded eight tackles including seven solo stops... made his only career start in the win over Vanderbilt... responded with seven solo tackles in that contest... named to the SEC Fall Academic Honor Roll.

2021 (Redshirt Sophomore)

Redshirt sophomore defensive back who joined the squad during fall camp as a walk-on... played in one contest, appearing in the season-opener against Eastern Illinois... did not record any statistics... named to the 2021-22 SEC First-Year Academic Honor Roll.

2020 (Redshirt Freshman)

Appeared in five games for Navy and head coach Ken Niumatalolo... saw action against Tulane, Air Force, Temple, East Carolina and Houston... played Bandit in Navy's dime package and on special teams... did not record any statistics.

2019 (Freshman)

Appeared in one contest as a true freshman for the Midshipmen... saw brief action in the win over UConn... did not record any statistics.

HIGH SCHOOL

Graduated from Walton High School in Marietta, Ga. in 2019... was a three-year letterwinner for the Raiders and head coach Daniel Brunner... a two-time All-Region selection, he was a first team pick as a senior and a second-team selection as a junior... also garnered First-Team All-County honors as a senior... helped Walton to the 2017 Region 4 Championships with an 11-1 record.

PERSONAL

Byron J. Gibson Jr. was born May 22, 2001... graduated with a degree in interdisciplinary studies... lived in Paris for two years... brother, John, played basketball at Alabama.

GIBSON'S HIGHS	
Tackles.....	7, Vanderbilt, 2022

GIBSON'S STATISTICS											
Year	GP/GS	UT	AT	TT	TFL	QBS	INT	PBU	QBH	FF	FR
2019*	1/0	0	0	0	0.0-0	0.0-0	0	0	0	0	0
2020*	5/0	0	0	0	0.0-0	0.0-0	0	0	0	0	0
2021	1/0	0	0	0	0.0-0	0.0-0	0	0	0	0	0
2022	6/1	7	1	8	0.0-0	0.0-0	0	0	0	0	0
Total	13/1	7	1	8	0.0-0	0.0-0	0	0	0	0	0


*-Navy

LONDON GRIER

DB ♦ 5-9 ♦ 161 ♦ R-JR ♦ SQ

FORT LAUDERDALE, FLA.
(ST. THOMAS AQUINAS)

26



- ◆ 2021 SEC Fall Academic Honor Roll
- ◆ 2020-21 SEC First-Year Academic Honor Roll

Walk-on defensive back who provides depth at multiple positions in the secondary... is in his fourth season with the program... has appeared in two games... has not recorded any statistics.

2022 (Redshirt Sophomore)

Reserve defensive back who worked with the scout team... appeared in two contests, seeing action against Georgia State and South Carolina State... named to the SEC Fall Academic Honor Roll.

2021 (Redshirt Freshman)

Defensive back who worked with the scout team... did not see any game action... named to the SEC Fall Academic Honor Roll.

2020 (Freshman)

True freshman walk-on defensive back who joined the team in the summer... named to the SEC First-Year Academic Honor Roll.

HIGH SCHOOL

Graduated from St. Thomas Aquinas High School in Fort Lauderdale, Fla. in 2020... helped the Raiders to a Class 7A state championship with a perfect 15-0 record in 2019... the Raiders were named by GEICO as the national champions for the 2019 season... coached by Roger Harriott... the Raiders were the state runner-up in 2018 with a 13-2 ledger... collected 39 tackles with an interception as a senior.

PERSONAL


Landon C. Grier was born Oct. 12, 2001... is a sport and entertainment management major... father, Chris Grier, is the general manager of the Miami Dolphins... grandfather, Bobby Grier, worked in player personnel for both the New England Patriots and Houston Texans... uncle Mike, is a former professional NHL player.

NYCK HARBOR

WR ♦ 6-5 ♦ 241 ♦ FR ♦ HS

WASHINGTON, D.C.
(ARCHBISHOP CARROLL)

8



Highly touted recruit who is slated to compete in football as well as track & field at South Carolina... could be used in a variety of ways on the gridiron... possesses world-class speed on his 6-5 frame... owns personal bests of 10.20 in the 100m and 20.76 in the 200m outdoors, and 6.60 in the 60m and 20.76 in the 200m during the indoor season... joined the team in the summer.

HIGH SCHOOL

Two-sport athlete at Archbishop Carroll High School in the nation's capital... graduated in 2023... played both tight end and defensive end and doubled as sprinter on the track... was a two-time Gatorade Player of the Year in the District of Columbia, a two-time DSCAA Football Class AA Player of the Year and a two-time all-conference honoree... named the co-Defensive Player of the Year in the Washington Catholic Athletic Conference Metro Division as a senior... offensively, he caught 15 passes for 439 yards and five touchdowns while helping the Lions to a conference championship and an appearance in the state semifinals with a 10-3 mark in 2022... recorded 45 tackles including 16.5 tackles for loss with 5.5 sacks on defense, also forcing five fumbles and blocking two punts... as a junior in 2021, he caught 16 passes for 290 yards and five scores and racked up 17 sacks, six forced fumbles, three fumble recoveries and two blocked punts... the Lions went 13-1 and captured the DSCAA state championship at Class AA in 2021... coached by Robert Harris... participated in the Under Armour All-America Game following the season... was a two-time Gatorade Boys Track & Field Player of the Year in the District of Columbia (2021-22)... swept the 100- and 200-meter dashes at the 2021 and 2022 state meet, and is the state record-holder in both events... 247Sports Composite ranks him as the best player in D.C., the top "athlete" in the country and No. 19 in the nation overall... rated the top player in the District of Columbia, the No. 1-rated "athlete" in the country and No. 19 overall in the On3Consensus... Rivals considers him the top player in D.C., the No. 1 tight end in the country and the 26th-best player overall... ranked as the top player in the nation's capital, the No. 1 "athlete" in the country and No. 39 overall on the ESPN300.

PERSONAL


Nyckoles Harbor was born July 5, 2005... father, Robert Harris, played soccer for the United States men's national team.

NATHAN HARRIS-WAYNICK

RB ♦ 5-10 ♦ 200 ♦ R-SO ♦ SQ

SUMTER, S.C.
(SUMTER)

26



Walk-on running back who is in his third year with the squad... adds depth to the unit as he continues to grow in the program.

2022 (Redshirt Freshman)

Worked with the scout team... did not see any game action.

2021 (Freshman)

Walk-on who enrolled at South Carolina in January... worked with the scout team... did not see any game action... redshirted.

HIGH SCHOOL

Graduated from Sumter (S.C.) High School in December 2020... rushed for 1,168 yards and 18 touchdowns as a senior... had 175 yards and a score against state champion Dutch Fork in the Class 5A Lower State championship... the Gamecocks finished the season 7-1... rushed for 1,050 yards and 24 touchdowns as a backup running back in 2019... finished his career with 3,237 rushing yards and 49 touchdowns... coached by Mark Barnes.

PERSONAL


Nathan Tykell Harris-Waynick was born Oct. 16, 2001... is studying criminology and criminal justice... lived in-and-out of an orphanage called the Crosswell Home for Children for seven years until the age of 12... In 2014, began living with Tripp and Wendy Waynick... the couple officially became his legal guardians in February 2020.

TONKA HEMINGWAY

DT ♦ 6-3 ♦ 285 ♦ SR ♦ 3L

CONWAY, S.C.
(CONWAY)

91



- ◆ 2022 Second-Team All-SEC (Phil Steele)
- ◆ 2022 Third-Team All-SEC (ProFootballFocus)
- ◆ 2022 Outstanding Student-Athlete Award
- ◆ 2022 SEC Fall Academic Honor Roll
- ◆ 2022 Harold White GPA Award - Defense
- ◆ 2021 SEC Fall Academic Honor Roll
- ◆ 2021 Gamecock Toughness Award - Defense
- ◆ 2020-21 SEC First-Year Academic Honor Roll

Senior who is one of the team leaders in 2023 and an All-SEC candidate... has the necessary size, quickness, athleticism, and bring a lot of versatility to the table... can and has played both inside and on the edge... has appeared in all 36 games over the past three seasons, making a dozen starts... was not available in the spring while rehabbing from off-season surgery.

2022 (Junior)

Played in all 13 games starting nine... named second-team All-SEC by Phil Steele and earned a spot on the PFF Third Team All-SEC squad... one of three players presented with the Outstanding Student-Athlete Award at the team banquet... also was the 2022 Harold White GPA Award... logged 33 tackles overall... was second on the squad with 8.0 tackles for loss while leading the team with 4.0 sacks... also credited with six quarterback hurries and a pass breakup... had a nose for the football, recovering fumbles in back-to-back games against Kentucky and Texas A&M... credited with four tackles including 1.5 sacks and the fumble recovery at Kentucky... notched season- and career-highs with five tackles including 2.0 tackles for loss against Missouri... showed his versatility and skills by running in a two-point conversion against South Carolina State and hauling in a 16-yard pass reception for a first down on a fake field goal against Vanderbilt... named to the SEC Fall Academic Honor Roll.

2021 (Sophomore)

Defensive lineman who transitioned to the interior of the line in the spring and held up well... saw action in all 13 games... credited with six tackles including four solo stops... earned the Gamecock Toughness Award for the defense in the spring as selected by the coaches... named to the SEC Fall Academic Honor Roll.

2020 (Freshman)

Saw action in all 10 games, making three starts at defensive end in his first season with the Garnet & Black... made his collegiate debut in the season-opener against Tennessee and credited with a pass break up... credited with his first tackle and a forced fumble at Florida... made his first career start in the win over Auburn... responded with a pass break up and a quarterback hurry in that contest... notched his first tackle for loss in a start at LSU... logged a season high with four tackles against Texas A&M... started at Kentucky and matched his high with four tackles... named to the SEC First-Year Academic Honor Roll.

HIGH SCHOOL

Graduated from Conway (S.C.) High School in 2020... played on both sides of the ball... recorded 92 tackles including 24.0 tackles for loss and 4.0 sacks as a defensive lineman... also served as the team's punter... the Tigers lost in the first round of the South Carolina Class AAAAA state playoffs in 2019... selected to the Shrine Bowl of the Carolinas... named first team all-state by the South Carolina coaches in 2019 and a three-time USA TODAY first-team all-state selection... collected 201 career tackles with 49 tackles for loss and 13 sacks... coached by Carlton Terry... one of just six finalists nationally for the 29th Annual Watkins Award given by The National Alliance of African American Athletes to the top African American male HS scholar-athlete... also played basketball and baseball for the Tigers, earning first-team all-state honors on the hardwood after averaging 20 points per game... was a two-time Region VI-5A Player of the Year... helped the Tigers reach the lower state basketball finals for the first time in history... invited to the North-South All-Star basketball game... Rivals considered him the sixth-best player in the Palmetto State and the 18th-best strongside defensive end in the country... listed as the fifth-best player in South Carolina, the 30th-best defensive tackle in the country and No. 301 overall in the 247Sports Composite rankings... considered the No. 184 player in the country in the ESPN300.

PERSONAL

Terrell H. "Tonka" Hemingway was born Oct. 31, 2001... is a public health major... represented football on SAAC during 2022-23 and will again in 2023-24... comes from an athletic family... brother, Junior, played football at Michigan and for the NFL Kansas City Chiefs... sister, Shamae, played basketball at Coker College... sister, Janecia, pitched on the Francis Marion softball team.

HEMINGWAY'S HIGHS

Tackles.....	5, Missouri, 2022
Sacks	1.5, Kentucky, 2022
Tackles for Loss.....	2.0, Missouri, 2022
QB Hurries.....	2, Notre Dame, 2022

HEMINGWAY'S STATISTICS

Year	GP/GS	UT	AT	TT	TFL	QBS	INT	PBU	QBH	FF	FR
2020	10/3	11	5	16	1.0-2	0.0-0	0	2	1	1	0
2021	13/0	4	2	6	0.0-0	0.0-0	0	0	0	0	0
2022	13/9	19	14	33	8.0-37	4.0-23	0	1	6	0	2
Total	36/12	34	21	55	9.0-39	4.0-23	0	3	7	1	2



KELTON HENDERSON

WR ♦ 6-0 ♦ 165 ♦ FR ♦ HS

LEHIGH ACRES, FLA.
(LEHIGH SENIOR) 83



True freshman wide receiver prospect who joined the team in the summer... freakishly athletic and "twitchy."


HIGH SCHOOL

Graduated from Lehigh Senior High School in Florida... helped the Lightning and head coach James Chaney to a 5-4 record in 2022... selected to play in the Under Armour All-America game... also participate in track & field... qualified for Florida's 3A state track meet in the long jump where he placed sixth in 2022... played on both sides of the ball for Island Coast High School in 2021... earned *NewsPress* All-Area honorable mention honors... scored six touchdowns while catching 10 passes for 222 yards and rushed 17 times for 108 yards... also recorded 20 tackles with an interception... considered the 98th-best player in the Sunshine State, the 35th-best "athlete" in the country and No. 572 overall by 247Sports Composite... considered the 96th-best player in Florida, the 86th-best wide receiver in the country and No. 580 overall by On3 Consensus... ranked as the No. 78 player in the state and the 28th-best "athlete" in the country by ESPN.

GASON HENRY

OL ♦ 6-6 ♦ 300 ♦ R-FR ♦ SQ

MARIETTA, GA.
(WALTON) 75



- ◆ 2022-23 SEC First-Year Academic Honor Roll
- ◆ 2022 Offensive Scout Team Award

Redshirt freshman offensive lineman who figures to battle for a starting role at a tackle position... has a huge upside... was not available in the spring while rehabbing from off-season surgery.

2022 (Freshman)

True freshman offensive lineman... worked at right tackle behind Dylan Wonnun and Tyshawn Wannamaker... saw action in two contests... played against Charlotte and South Carolina State... was a regular member of the travel roster... named the Offensive Scout Team Award winner... named to the SEC First-Year Academic Honor Roll.

HIGH SCHOOL

Graduated from Walton High School in Marietta, Ga. in 2022... played on both sides of the ball in high school... the Raiders went 9-4 in his senior season... coached by Daniel Brunner... played multiple offensive line spots, but primarily at right tackle as a junior in 2020 when he helped his team to the second round of the state 7A playoffs... was a first-team All-Cobb Country performer... considered the 101st-best player in Georgia and the 89th-best offensive tackle in the country in the 247Sports Composite rankings... rated at the 89th-best player in the state by Rivals.


PERSONAL

Cason Mannino Henry was born Oct. 2, 2003... interested in a degree in cyber intelligence.

ALEX HERRERA

PK/P ♦ 6-0 ♦ 189 ♦ R-SR ♦ 2L

COLUMBIA, S.C.
(SPRING VALLEY) 40



- ◆ 2022 SEC Fall Academic Honor Roll
- ◆ 2022 co-Harold White GPA Award - Special Teams
- ◆ 2021 SEC Fall Academic Honor Roll
- ◆ 2020 SEC Fall Academic Honor Roll

Veteran versatile, dependable backup specialist who can punt and kick... accurate field goal kicker and solid kickoff specialist... is the most versatile specialist on the squad... has some game experience.

2022 (Redshirt Junior)

Saw action in three contests... played against Charlotte, South Carolina State and Kentucky... was 3-for-3 in extra point attempts, scoring twice against Charlotte and once against South Carolina State... also kicked off three times, twice against the 49ers and had an onside kick attempt against the Bulldogs... recognized as the co-Harold White GPA Award winner for the special teams at the 2022 Garnet & Black Spring Game... named to the SEC Fall Academic Honor Roll.

2021 (Redshirt Sophomore)

Appeared in four games, earning his first letter... handled kickoff duties against East Carolina, Troy, Vanderbilt and Texas A&M... averaged 59.0 yards on nine kickoffs with two touchbacks... named to the SEC Fall Academic Honor Roll.

2020 (Redshirt Freshman)

Reserve placekicker and punter... did not see any game action... named to the SEC Fall Academic Honor Roll.

2019 (Freshman)

Reserve placekicker and punter as a true freshman... redshirted.

HIGH SCHOOL

Graduated from Spring Valley High School in Columbia, S.C. in 2019... averaged 41.3 yards a punt in 2018, was 10-of-13 on field goals and 27-of-29 on extra points... was the 15th-ranked kicker in the country, according to the Kohl's kicking rankings, and finished second at Kohl's Camp in July, 2018... was a dual-sport athlete at Spring Valley, competing in both football and soccer... also played quarterback for the Vikings... selected to play in the Blue Grey All-American Bowl in Tampa, Fla., in January, 2019... also played in the Metro Bowl All-Star Game in Columbia... named the Spring Valley High School Special Team Player of the Year 2017.

PERSONAL


Alexander J. Herrera was born Dec. 15, 2000... graduated with a degree in sport and entertainment management.

HERRERA'S STATISTICS						
-KICKOFFS-						
Year	GP	No.	Yards	Avg.	TB	OB
2021	4	9	531	59.0	2	1
2021	3	3	91	30.3	0	0
Total	7	12	622	51.8	2	1
-PLACEKICKING-						
Year	GP	FG-A	Pct	Long	PAT-A	Pts.
2021	4	0-0	-	-	0-0	0
2022	3	0-0	-	-	3-3	3
Total	7	0-0	-	-	3-3	3

FELIX HIXON

DT ♦ 6-3 ♦ 309 ♦ R-FR ♦ SQ

JACKSON, GA.
(JACKSON) 50



Redshirt freshman who needs to take the next step mentally and physically to work his way into the rotation... in his second season with the squad.

2022 (Freshman)

True freshman defensive lineman who enrolled at Carolina in January and went through spring drills... worked with the scout team... did not see any game action... redshirted.

HIGH SCHOOL

Graduated from Jackson (Ga.) High School in December, 2021... the Red Devils posted a 5-6 record in 2021 under head coach Dary Myricks... considered the 57th-best player in Georgia, the 83rd-best defensive lineman in the nation and No. 586 overall according to 247Sports Composite... rated the 54th-best player in the state and the 40th-best defensive tackle in the country by Rivals... enrolled in January.

PERSONAL


Felix Landon Hixon Jr. was born Sept. 10, 2003... is undeclared on his major field of study.

KYLIC HORTON

WR ♦ 6-4 ♦ 199 ♦ R-FR ♦ SQ

SANTEE, S.C.
(CLARENDON HALL)

20



Redshirt freshman wide receiver who showed improvement as he continued to learn and grow... has the ability to make a highlight-reel catch.

2022 (Freshman)

True freshman wide receiver who spent the year adapting and learning after attending a small high school... did not see any game action... redshirted.

HIGH SCHOOL

Graduated from Clarendon Hall School in Summerton, S.C. in 2022... played wide receiver, quarterback, defensive back and handled kicking and punting duties in 8-man football at the SCISA level... helped the Saints to an 8-4 record and reach the state semifinals as a senior... caught 42 passes for 813 yards and 13 touchdowns in 11 games... totaled over 1,000 all-purpose yards... recorded four interceptions... coached by Anthony Reitenour... averaged over 30 points and 20 rebounds a game on the hardwood and was an all-region selection in baseball... considered the 10th-best player in the state of South Carolina, the No. 119 wide receiver in the country and No. 825 overall according to 247Sports Composite... rated as the 10th-best player in the Palmetto state according to Rivals.

PERSONAL


Johnny Kylic Horton Jr. was born April 20, 2004... is a sport and entertainment management major.

GRAYSON HOWARD

LB ♦ 6-4 ♦ 241 ♦ FR ♦ HS

JACKSONVILLE, FLA.
(ANDREW JACKSON)

5



True freshman linebacker who gained some experience after enrolling early and working with the team in its 2022 TaxSlayer Gator Bowl practices and then participating in spring drills... possesses great size and strength... figures to play early and often but will need to learn the system... a leader both on and off the field... could develop into an impact linebacker... nicknamed "Pup".

HIGH SCHOOL

Graduated from Andrew Jackson High School in Jacksonville, Fla. in December 2022... played the MIKE linebacker position... helped the Tigers win its first district title since 2009 and make the Sunshine State's new 2M playoffs in 2022... totaled 188 tackles in 11 games with 106 solo stops... invited to play in the U.S. Army All-American Bowl... coached by Christopher Foy... was a News4JaxSports first-team and an All-Gateway selection in 2021... made a

team-leading 157 tackles with 14 tackles for loss... helped the Tigers to a 7-4 mark and a spot in the 4A playoffs, its best season in 12 years... as a sophomore in 2000, earned *Florida Times-Union* All First-Coast third-team honors after logging over 100 tackles in nine games... rated the 42nd-best prospect in the state of Florida, the 18th-best linebacker in the country and No. 183 overall, according to 247Sports Composite... considered the 40th-best player in Florida, the 19th-best linebacker in the country and No. 182 overall on On3 Consensus... ranked as the 42nd-best player in the state, the 15th-best outside linebacker and No. 177 on the ESPN300.

PERSONAL


Grayson "Pup" Howard was born Jan. 13, 2005... is in the criminology and criminal justice program.

JAXON HUGHES

OL ♦ 6-6 ♦ 297 ♦ R-SR ♦ TR

GREENSBORO, N.C.
(NORTHERN GUILFORD / CHARLOTTE)

79



Walk-on transfer offensive lineman who joined the team in the summer after spending the past four years at Charlotte, including the last two as a starter... expected to challenge for immediate playing time at a tackle position... experienced performer with 18 career starts, including 16 at left tackle and two at right tackle... began his career on the defensive line.

2022 (Redshirt Junior)

Played and started in 11 games at left tackle for the Charlotte 49ers, including a start at South Carolina... anchored an offensive line that protected the 49ers' record-setting passing game... Charlotte put up a record 3,252 passing yards and a 271.0 passing average... was on the Athletic Director's List in the spring.

2021 (Redshirt Sophomore)

Started all seven games played... missed five games with injury... started the first five games at left tackle... shifted to right tackle for two starts... key in protecting dual-threat QB Chris Reynolds, who ranked second in C-USA in points responsible for and passing TDs and broke single-season records for passing yards and TDs... earned a spot on the Dean's list in the spring.

2020 (Redshirt Freshman)

Played in three games after shifting to the offensive line... first collegiate action came at Florida Atlantic... also played at North Texas and at Duke.

2019 (Freshman)

Redshirted in his first season with the Charlotte 49ers.

HIGH SCHOOL

Graduated from Northern Guilford High School in North Carolina in 2019... recorded 65 tackles with 23.0 TFL, 4.0 sacks and one forced fumble as senior... earned honorable mention all-Area honors by the *Greensboro News & Record*... the Nighthawks tied for second in the Mid-State 3A Conference and advanced to the 3AA State playoffs after posting an 8-4 record under coach Erik Westberg.

PERSONAL


Jaxon Hughes was born May 24, 2001... mom, Carla, played softball at Ohio State... sister, Maddux, played softball at Charlotte... enjoys video games and cars.



ALEX HUNTLEY

DT ♦ 6-4 ♦ 298 ♦ R-JR ♦ 2L

BLYTHEWOOD, S.C.
(HAMMOND SCHOOL) 95



- ◆ 2023 co-South Carolina Spirit Award - Defense
- ◆ 2022 SEC Fall Academic Honor Roll
- ◆ 2022 South Carolina Spirit Award - Defense
- ◆ 2021 Freshman All-SEC (Coaches)
- ◆ 2021 SEC Fall Academic Honor Roll
- ◆ 2020-21 SEC First-Year Academic Honor Roll

Experienced player who is very flexible and powerful in his lower body... a leader in the room who brings a great attitude and preparation to the game... has appeared in 25 contests, making three starts... earned Freshman All-SEC honors in 2021... nicknamed "Boogie"... shared the South Carolina Spirit Award for the defense with T.J. Sanders at the 2023 Garnet & Black Spring Game.

2022 (Redshirt Sophomore)

Appeared in 11 games including three starts... battled an injury that limited him some during the season... logged 21 tackles with one sack, a pair of pass breakup and a fumble recovery... started the first two games of the season, collecting four tackles at Arkansas, but suffered a leg injury in that contest that hampered him for some time... did not play against Georgia... saw limited action against Charlotte and South Carolina State and did not play at Kentucky while battling the injury... tied a season and career high in tackles at Clemson with four... started the bowl game against Notre Dame and matched his career high with four tackles, including a 12-yard sack, the first of his career, and one pass breakup... recognized as the Spirit Award winner for the defense at the 2022 spring game... named to the SEC Fall Academic Honor Roll.

2021 (Redshirt Freshman)

Played in all 13 games along the defensive line... named to the Freshman All-SEC team by the league's 14 coaches... credited with 11 tackles, including nine solo stops... had two stops each against East Carolina, Tennessee and North Carolina... logged his first tackle for loss against the Tar Heels in the Duke's Mayo Bowl... named to the SEC Fall Academic Honor Roll.

2020 (Freshman)

True freshman who redshirted in his first season... appeared in one game, seeing action against Texas A&M... recorded one tackle... named to the SEC First-Year Academic Honor Roll.

HIGH SCHOOL

Graduated from Hammond School in Columbia in 2020... played on both sides of the ball... helped the Skyhawks to their third-straight SCISA 3A title in 2019 with a 12-2 record... named Mr. Richland County Player of the Year following his senior season... selected to play in the Army All-American Bowl... posted 16 tackles including seven sacks as a junior... coached by former South Carolina quarterback Erik Kimrey... also competed in basketball, lacrosse and track & field... was the state's shot put champion in 2019... the Skyhawk lacrosse team was state champions in 2017 and runner-up in both 2018 and 2019... selected as the student body president... Rivals considered him the fourth-best player in the Palmetto State, the 16th-best defensive tackle in the country and No. 212 overall... 247Sports Composite ranked him as the fourth-best player in South Carolina, the 20th-best defensive tackle in the country and No. 214 overall... considered the No. 225 player in the ESPN300.

HUNTLEY'S HIGHS	
Tackles.....	4, 3 times: Last: Notre Dame, 2022
Sacks.....	1.0, Notre Dame, 2022
Tackles for Loss.....	1.0, twice: North Carolina, 2021 & Notre Dame, 2022

PERSONAL

Alexander J. Huntley was born Oct. 8, 2001... a sport and entertainment management major.


HUNTLEY'S STATISTICS											
Year	GP/GS	UT	AT	TT	TFL	QBS	INT	PBU	QBH	FF	FR
2020	1/0	0	1	1	0.0-0	0.0-0	0	0	0	0	0
2021	13/0	9	2	11	1.0-2	0.0-0	0	0	0	0	0
2022	11/3	12	9	21	1.0-12	1.0-12	0	2	0	0	1
Total	25/3	21	12	33	2.0-14	1.0-12	0	2	0	0	1



MITCH JETER

PK ♦ 5-10 ♦ 194 ♦ SR ♦ 3L

SALISBURY, N.C.
(CANNON SCHOOL) 98



- ◆ 2022 Outstanding Student-Athlete Award
- ◆ 2022 SEC Fall Academic Honor Roll
- ◆ 2022 co-Harold White GPA Award - Special Teams
- ◆ 2021 SEC Fall Academic Honor Roll
- ◆ 2020-21 SEC First-Year Academic Honor Roll

Incumbent as both the placekicker and kickoff specialist... dedicated to his craft and very detailed in his performance... has shown outstanding leg strength and became a very accurate kicker... is perfect in field goal attempts in his career (11-for-11), including a pair of 50-yarders... is the only player in school history with two 50-yard field goals in the same game.

2022 (Junior)

Take over the placekicking duties following the graduation of Parker White, the school's all-time leading scorer... also handled the kickoff duties... one of three player awarded the Outstanding Student-Athlete Award at the team banquet... successful on all 11 of his field goal attempts during the season, including a pair of 50-yarders... joined Eddie Leopold (12-for-12 in 1980) as the only kickers in school history to convert all of his field goal attempts in a season with a minimum of 10 made... also hit on 42-of-44 extra point attempts... connected on field goals of 53- and 51-yards out in his first two career attempts in the season opener against Georgia State... nailed the game-winning field goal from 35-yards out in the fourth quarter in the win over Clemson... handled 75 kickoffs, averaging 62.1 yards per kickoff with 50 touchbacks... recognized as the co-Harold White GPA Award winner for the special teams at the 2022 Garnet & Black Spring Game... named to the SEC Fall Academic Honor Roll.

2021 (Sophomore)

Sophomore kicker who handled the bulk of the kickoff chores for a second-straight season... appeared in 12 games... took 53 of the team's 65 kickoffs... averaged 63.0-yards with 29 for touchbacks... connected on both of his extra point attempts against Eastern Illinois... named to the SEC Fall Academic Honor Roll.

2020 (Freshman)

True freshman who served as a kickoff specialist for much of the season... kicked off 41 times for a 58.2-yard average with 22 touchbacks (53.6 pct)... named to the SEC First-Year Academic Honor Roll.

HIGH SCHOOL

Graduated from Cannon School in Concord, N.C. in 2020... was 8-for-10 in field goal attempts with a long of 57 yards for the Cabarrus (Cannon/Concord First Assembly Academy) Warriors... coached by Brad Hoover... competed at the 2019 Spring Southern Showcase and National Scholarship camps, and the Kohl's Kicking Camp... also played soccer where he was an all-conference and all-region performer... was part of a team that made it to the semifinals of the North Carolina Cup... spent a week in England training inside Premier League stadiums including Arsenal, West Bromwich Albion and Nottingham Forest.

PERSONAL

Mitchell Hayden Jeter was born Aug. 27, 2001... is a biological sciences major.

JETER'S STATISTICS

-KICKOFFS-						
Year	No.	Yds	Avg.	TB	OB	
2020	41	2386	58.2	22	4	
2021	53	3340	63.0	29	0	
2022	75	4660	62.1	50	1	
Total	169	10386	61.5	101	5	
-PLACEKICKING-						
Year	GP	FG-A	Pct	Long	PAT-A	Pts.
2020	9	0-0	-	-	0-0	0
2021	12	0-0	-	-	2-2	2
2022	13	11-11	100.0	53	42-44	75
Total	34	11-11	100.0	53	44-46	77



SEC Field Goal Pct. - Season*

No.	Player	School	Made-Att.	Percent	Year
1.	David Browndyke	LSU	14-of-14	100.0	1989
	Will Reichard	Alabama	14-of-14	100.0	2020
	Mitch Jeter	South Carolina	11-of-11	100.0	2022
4.	Gary Wunderlich	Ole Miss	22-of-23	95.7	2016
5.	Eddy Pineiro	Florida	17-of-18	94.4	2017
6.	Parker White	South Carolina	16-of-17	94.1	2021
7.	Wes Byrum	Auburn	15-of-16	93.8	2009
8.	Mike Conway	LSU	14-of-15	93.3	1978
9.	Billy Bennett	Georgia	13-of-14	92.9	2000
	Colby Delahoussaye	LSU	13-of-14	92.9	2013

*-minimum 10 made

TYREE JOHNSON

EDGE ♦ 6-3 ♦ 270 ♦ R-SR ♦ 2L

SUMTER, S.C.
(LAKEWOOD)

10



- ◆ 2023 NFF Hampshire Honor Society
- ◆ 2023 co-The President's Outstanding Student-Athlete Award
- ◆ 2023 Gamecock Toughness Award - Defense
- ◆ 2022 SEC Fall Academic Honor Roll
- ◆ 2021 SEC Fall Academic Honor Roll
- ◆ 2020 SEC Fall Academic Honor Roll
- ◆ 2019 SEC Fall Academic Honor Roll
- ◆ 2019 Harold White GPA Award - Defense
- ◆ 2018-19 SEC First-Year Academic Honor Roll

Sixth-year player who has overcome a rash of injuries that plagued him early in his Gamecock career... physical player with heavy hands and a sneaky pass rusher... has appeared in 15 games, logging 13 tackles with a pair of tackles for loss... recognized as a co-winner of The President's Outstanding Student-Athlete Award and earned the Gamecock Toughness Award for the defense, both presented at the 2023 Garnet & Black Spring Game... has been recognized for his academics by the SEC every year since his arrival in 2018... became a member of the 2023 NFF Hampshire Honor Society.

2022 (Redshirt Junior)

Fifth-year player who saw action in 12 contests... credited with 10 tackles including seven solo stops... had a pair of tackles for loss and recovered a fumble... posted a career-best three tackles at Arkansas and followed that performance with two tackles against Georgia... had two stops, including a tackle for loss, while also recording his first career fumble recovery at Florida... named to the SEC Fall Academic Honor Roll for the fifth time.

2021 (Redshirt Sophomore)

Listed as a redshirt sophomore for the second-straight season after injuries derailed the first years of his Gamecock career... appeared in two games... played in the season opener versus Eastern Illinois and in the season finale against North Carolina in the Duke's Mayo Bowl... credited with his lone tackle against the Panthers... named to the SEC Fall Academic Honor Roll.

2020 (Redshirt Sophomore)

Worked his way back following off-season knee surgery... was not available in the spring after having surgery for a subluxed kneecap... did not see any game action... a member of the SEC Fall Academic Honor Roll.

2019 (Redshirt Freshman)

Redshirt freshman who was sidelined during the spring due while rehabbing an ACL injury... lone appearance came vs. Charleston Southern... credited with a pair of tackles... sidelined most of the season with a subluxed kneecap which required off-season surgery... named the Harold White GPA Award winner for the defense at the spring game... named to the SEC Fall Academic Honor Roll.

2018 (Freshman)

Enrolled in January 2018 after graduating from high school in 2017... suffered a torn ACL very early in fall camp and missed the entire season... named to the First-Year SEC Academic Honor Roll.

HIGH SCHOOL

Graduated from Lakewood High School in Sumter, S.C. in 2017... suffered a torn labrum in his shoulder late in his senior season, leading him to sit out the 2017 season... registered 91 tackles, including 23 for loss as senior... also blocked six kicks and had five sacks in his final season with the Gators... finished with 87 tackles including 21 for loss, with seven sacks and three forced fumbles as a junior... coached by Larry Cornelius... selected to the Shrine Bowl of the Carolinas following his senior campaign... ranked as the 14th-best prospect in South Carolina and the 41st-ranked strong-side defensive end in the country by 247's composite rankings.

PERSONAL

Tyreek Donte Johnson was born April 26, 1999... earned a degree in integrated information technology and is working on a Master's degree in health information technology.

JOHNSON'S HIGHS

Tackles.....3, Arkansas, 2022
Tackles for Loss.....1.0, twice:
South Carolina State, 2022 & Florida, 2022

JOHNSON'S STATISTICS

Year	GP/GS	UT	AT	TT	TFL	QBS	INT	PBU	QBH	FF	FR
2018					-Redshirted-						
2019	1/0	1	1	2	0.0-0	0.0-0	0	0	0	0	0
2020					-DNP-						
2021	2/0	0	1	1	0.0-0	0.0-0	0	0	0	0	0
2022	12/0	7	3	10	2.0-15	0.0-0	0	0	0	0	1
Total	15/0	8	5	13	2.0-15	0.0-0	0	0	0	0	1

TRAI JONES

OL ♦ 6-2 ♦ 318 ♦ R-JR ♦ 2L

ABBEVILLE, S.C.
(ABBEVILLE)

72



- ◆ 2022 SEC Fall Academic Honor Roll
- ◆ 2021 SEC Fall Academic Honor Roll
- ◆ 2020-21 SEC First-Year Academic Honor Roll

Fourth-year offensive lineman who is expected to contend for a starting role at a guard position in 2023... powerful lineman who got his feet wet last year... ready to take another step in his growth and development... appeared in the Gamecocks' backfield as a blocking fullback in goal line and short yardage situations earlier in his career and scored a touchdown in 2021... has made three career starts.

2022 (Redshirt Sophomore)

Third-year offensive lineman who played in 12 contests including three starts... made appearances in the first five games of the season before sitting out against Kentucky... played in each of the final seven games, including starts at left guard against Missouri, Vanderbilt and Florida... named to the SEC Fall Academic Honor Roll.

2021 (Redshirt Freshman)

Appeared in nine games, primarily on special teams as a lineman, but also saw some action at the fullback position... played in just one of the first four

games before he swapped his number 72 for number 44 and lined up in the backfield at Tennessee... touched the ball once, catching a three-yard touchdown pass from Jason Brown late in the first half against Auburn to knot the game at 14... it was the first time he had touched the ball in a game since his pre-teen days... earned SEC Freshman of the Week honors for his efforts in that contest... named to the SEC Fall Academic Honor Roll.

2020 (Freshman)

True freshman offensive lineman who enrolled in January and went through the abbreviated spring drills... suffered an ankle injury during preseason camp and was sidelined for the remainder of the season... redshirted... named to the SEC First-Year Academic Honor Roll.

HIGH SCHOOL

A mid-year graduate from Abbeville (S.C.) High School... played on both the offensive and defensive lines... named first team all-state by the South Carolina coaches... helped the Panthers reach the state semifinals in Class 2A before bowing out with a 13-1 record in 2019... led the team to a pair of state titles in 2017 and 2018... selected to the Shrine Bowl of the Carolinas... coached by Jamie Nickles... Rivals considered him the 12th-best player in the Palmetto State... ranked as the ninth-best player in South Carolina, the 15th-best offensive center in the country and No. 623 overall in the 247Sports Composite.


PERSONAL

Traizhan DaMyron Jones was born Aug. 22, 2002... earned a degree in criminology and criminal justice.

WILLIAM JOYCE

P ♦ 6-3 ♦ 223 ♦ R-SO ♦ SQ

SPARTANBURG, S.C. (SPARTANBURG) **45**



- ◆ 2023 Harold White GPA Award - Special Teams
- ◆ 2022 SEC Fall Academic Honor Roll
- ◆ 2021-22 SEC First-Year Academic Honor Roll

Third-year performer who provides depth for the kickoff and punting roles... has improved significantly as a punter since his arrival on campus... also has become a very competent holder... selected as the Harold White GPA Award winner for special teams in the spring.

2022 (Redshirt Freshman)

Saw action in one contest, serving as the holder in the season-opener against Georgia State while Kai Kroeger nursed an injury... was the holder on both of Mitch Jeter's 50-plus yard field goals, the longest two of his career... named to the SEC Fall Academic Honor Roll.

2021 (Freshman)

Walk-on kicker/punter who joined the squad in the summer... redshirted... named to the 2021-22 SEC First-Year Academic Honor Roll.

HIGH SCHOOL

Graduated from Spartanburg (S.C.) High School in 2021... named the Region 2 AAAAA Specialist of the Year in 2020... the Vikings went 4-3 in his senior season... coached by Mark Hodge... was the South Carolina kicker in the Shrine Bowl of the Carolinas... captured the Spartanburg High School Max Robbins Award... played in the Blue-Grey All-American Bowl in Dallas where he averaged nearly 44 yards on four punts while placing three inside the 20... also served as the holder in the game... competed at the Kohl's Kicking Camp Senior Challenge and was a finalist in both field goals and kickoff competitions.


PERSONAL

William Keelin Joyce was born Dec. 13, 2002... is a mechanical engineering major.

DAKEREON JOYNER

RB ♦ 6-1 ♦ 229 ♦ S-SR ♦ 4L

NORTH CHARLESTON, S.C. (FORT DORCHESTER) **5**



- ◆ 2023 Spring co-Offense Most Improved Award
- ◆ 2022 Above All Else Award
- ◆ 2021 All-Bowl Team (Associated Press)
- ◆ 2021 Joe Morrison Co-Offensive Player of the Spring
- ◆ 2021 Joe Morrison Co-Offensive Player of the Spring
- ◆ 2021 Jim Carlen Special Teams Player of the Spring
- ◆ 2021 Harold White GPA Award - Offense
- ◆ 2019 Strength & Conditioning Award
- ◆ 2019 Unselfish Teammate Award

Veteran versatile performer who returns for a sixth season in the Garnet & Black... converted to running back in the spring where he earned a share of the Most Improved Award for the offense with O'Mega Blake... expected to battle for a starting assignment in the fall... has primarily worked at wide receiver, but has also been used at quarterback and as a deep returner on kickoffs... talented playmaker with the ball in his hands... great leader... was the MVP in the 2021 Duke's Mayo Bowl as a quarterback... has appeared in 45 games with 10 starts over the past five years... has completed his last 12 pass attempts for 261 yards and two scores over the past two seasons.

2022 (Redshirt Senior)

Fifth-year player who saw action as a wide receiver, quarterback and on special teams... appeared in all 13 games... Caught eight passes for 120 yards and a touchdown, rushed 12 times for 56 yards and two scores, completed all three of his pass attempts for 101 yards and a touchdown and returned one kickoff for 12 yards... became the first Gamecock since Deebo Samuel in 2016 to rush for a touchdown, pass for a touchdown and catch a touchdown pass in a season... completed a 68-yard touchdown strike to Antwane Wells, Jr. in the win over Vanderbilt... hauled in a 48-yard touchdown pass from Kai Kroeger at Florida, the longest reception of his career... finished that contest with two catches for a career-high 73 yards... rushed six times for 21 yards with a career-best two TDs, completed one pass for 15 yards and hauled in two catches for 13 yards against Tennessee... made his lone start of the season in the TaxSlayer Gator Bowl against Notre Dame... presented with the Above All Else Award at the team's post-season banquet... represented the Gamecocks at the SEC Media Days in July.

2021 (Redshirt Junior)

Played in all 13 games, making seven starts... played in all 12 games of the regular season at wide receiver, making six starts, then started at quarterback in the Duke's Mayo Bowl win over North Carolina... ranked third on the team with 24 catches for 221 yards and a touchdown... rushed 18 times for 77 yards and returned a pair of kickoffs for 48 yards... caught five passes in the win at East Carolina, including a touchdown grab on a 13-yard reception that tied the game late in the third quarter... hauled in four passes for a season-high 40 yards at Tennessee... also notched four receptions at Georgia... named the MVP of the Duke's Mayo Bowl after completing all nine of his pass attempts for 160 yards, including a 69-yard touchdown strike on the first series of the game, and ran 10 times for 64 yards... named to the A.P. All-Bowl Team... served as a team captain in four games: East Carolina, Tennessee, Vanderbilt and Auburn... named the 2021 Joe Morrison Co-Offensive Player of the Spring, the 2021 Jim Carlen Special Teams Player of the Spring and the 2021 Harold White GPA Award winner for the offense at the Garnet & Black Spring Game.

2020 (Redshirt Sophomore)

Played in all 10 games making two starts... caught seven passes for 55 yards and a touchdown... also rushed twice for 61 yards and a score... returned seven kicks for 165 yards, a 23.6-yard average... made his first career start at wide receiver in the season-opener versus Tennessee... took a reverse 47 yards to paydirt in the win at Vanderbilt... had one carry for 14 yards and caught his first pass against Auburn... led the team with a career-high four catches for 43 yards at Kentucky, including a career-long 30-yard TD reception... also totaled 75 yards on two kick returns, including a career-long 52-yarder, against the Wildcats.

2019 (Redshirt Freshman)

Redshirt freshman who began the season as the No. 3 quarterback, moved to wide receiver, returned to quarterback on a full-time basis following a season-ending injury to Jake Bentley, then split time between quarterback and wide receiver... limited to eight games in part due to injury... was 16-of-28 passing for 168 yards, rushed 29 times for 107 yards and a TD, and had six receptions for 46 yards... saw his first extended action at quarterback at Missouri, completing 6-of-11 passes for 89 yards... was not available for the Kentucky game with a hamstring injury... despite being less than 100 percent, was forced into the Georgia game after Ryan Hilinski was injured and went 6-for-12 for 39 yards and rushed six times for 28 yards in the upset win... sat out the next two games while allowing the hamstring to heal, before returning against Vanderbilt... played quarterback and wide receiver against both App State and Texas A&M... earned the coaches' Strength & Conditioning Award and the Unselfish Teammate Award for Offense from his peers following the season.

2018 (Freshman)

True freshman quarterback who primarily worked with the scout team while taking a redshirt... saw action against Chattanooga... completed 1-of-2 passes for 1 yard and rushed three times for 24 yards.

HIGH SCHOOL

Highly-decorated prospect from Fort Dorchester High School in North Charleston, S.C... graduated in December 2017... named the state's "Mr. Football" after his 2017 season, a year that saw him lead the Patriots to a 13-1 record and a berth in the Class 5A Lower State Championship game... earned second-team All-USA South Carolina football team accolades as selected by USA TODAY as a senior... finished just shy of 10,000 yards passing for his career... accounted for over 3,400 yards of offense and 52 total touchdowns as a senior... had a career record of 40-3 as a starter... selected to the Offense Defense All-American Bowl and the Shrine Bowl of the Carolinas... participated in the Elite 11 Finals camp... named the 2016 South Carolina Gatorade Player of the Year... as a junior, he passed for 3,642 yards with 44 touchdowns and rushed for 1,089 yards and 12 scores... Fort Dorchester won its first-ever state championship during his sophomore season in 2015... that season, he threw for 3,202 yards with 33 touchdowns, to go along with 1,058 yards rushing and 19 TDs... in eight games as a freshman, he passed for 532 yards and rushed for 231 yards... coached by Steve LaPrad... ranked as the No. 9 dual-threat quarterback and the 202nd overall prospect in the country according to 247's national composite rankings... Rivals ranked him as the third-best player in the state, the 10th-best dual-threat quarterback in the country and No. 199 overall... rated No. 183 on the ESPN300 list and No. 176 on the PrepStar 300 list.

PERSONAL

Dakereon Alquan Joyner was born May 24, 2000... earned a degree in sport and entertainment management... served an internship in the spring of 2020 with the Charleston County government office and with the Charleston County Parks and Recreation office.

JOYNER'S STATISTICS

-PASSING-						
Year	GP/GS	C-A-I	Pct.	Yds	TD	Lg
2018	1/0	1-2-0	50.0	1	0	1
2019	8/0	16-28-0	57.1	168	0	25
2020	10/2	0-0-0	-	0	0	0
2021	13/7	9-9-0	100.0	160	1	69
2022	13/1	3-3-0	100.0	101	1	68
Total	45/10	29-42-0	69.0	430	2	69

-RUSHING-						
Year	GP/GS	Att	Yds	Avg	TD	Long
2018	1/0	3	24	8.0	0	11
2019	8/0	29	107	3.7	1	41
2020	10/2	2	61	30.5	1	47
2021	13/7	18	77	4.3	0	17
2022	13/1	12	56	4.7	2	13
Total	45/10	64	325	5.1	4	47

-RECEIVING-						
Year	GP/GS	Rec	Yds	Avg	TD	Long
2018	1/0	0	0	-	0	0
2019	8/0	6	46	7.7	0	13
2020	10/2	7	55	7.9	1	30
2021	13/7	24	221	9.2	1	24
2022	13/1	8	120	15.0	1	48
Total	45/10	45	442	9.8	3	48

-KICK RETURNS-						
Year	GP/GS	Ret	Yds	Avg	TD	Long
2018	1/0	0	0	-	0	0
2019	8/0	0	0	-	0	0
2020	10/2	7	165	23.6	0	52
2021	13/7	2	48	24.0	0	28
2022	13/1	1	12	12.0	0	12
Total	45/10	10	225	22.5	0	52

JOYNER'S HIGHS

Pass Attempts.....	12, Georgia, 2019
Pass Completions.....	9, North Carolina, 2021
Passing Yards.....	160, North Carolina, 2021
Passing TDs.....	1, twice: North Carolina, 2021 & Vanderbilt, 2022
Long Pass.....	69, North Carolina, 2021
Carries.....	10, North Carolina, 2021
Yards Rushing.....	64, North Carolina, 2021
Long Rush.....	47, Vanderbilt, 2020
Rushing TDs.....	2, Tennessee, 2022
Receptions.....	5, East Carolina, 2021
Yards Receiving.....	73, Florida, 2022
Long Reception.....	48, Florida, 2022
Receiving TDs.....	1, three times: Last: Florida, 2022
Kickoff Returns.....	2, four times: last: East Carolina, 2021
Kickoff Return Yards.....	75, Kentucky, 2020
Long Kickoff Return.....	52, Kentucky, 2020

MOHAMED KABA

LB ♦ 6-2 ♦ 253 ♦ R-JR ♦ 21

CLINTON, N.C. (CLINTON)

32



- ♦ **2022 Most Improved Player of the Spring - Defense**
- ♦ **2022 Jim Carlen Special Teams Player of the Spring**
- ♦ **2020-21 SEC First-Year Academic Honor Roll**
- ♦ **2020 SEC Coaches' All-Freshman Team**

Redshirt junior linebacker who missed most of the 2022 season after suffering a knee injury in the second game of the year at Arkansas... did not participate in the spring as he continued to rehab from the injury... physical presence who is an alpha-male... aggressive, strong, fast, productive player when healthy... can play both the Mike and Will linebacker positions... was an SEC All-Freshman selection in 2020.

2022 (Junior)

Played in just two contests before suffering a torn ACL at Arkansas... started each of the first two games... recorded eight tackles including a half-tackle for loss... credited with four stops against both Georgia State and Arkansas... named the Most Improved Defensive Player of the Spring and the Jim Carlen Special Teams Player of the Spring... redshirted.

2021 (Sophomore)

Played in all 13 games in his second season for the Garnet & Black... credited with 32 tackles including a pair of tackles for loss... logged a season-high seven stops at Texas A&M, including a TFL... registered five tackles against both Auburn and Clemson... 25 of his 32 stops came in the season's final six games.

2020 (Freshman)

Linebacker who was named to the SEC Coaches' All-Freshman team... enrolled in January... did not participate in spring drills as he continued to rehab an ACL injury... saw more action as the season progressed... played in nine games, making three starts... recorded 13 tackles including a half tackle for loss... made his debut on special teams at Florida... logged his first two tackles at Vanderbilt... started each of the final three games against Missouri, Georgia and Kentucky... posted a season-high five tackles against Georgia and finished with four stops at Kentucky... named to the SEC First-Year Academic Honor Roll.

HIGH SCHOOL

Graduated from Clinton (N.C.) High School in December 2019... primarily played inside linebacker, but also used at several positions on offense... helped lead the Dark Horses to a 12-2 record and a spot in the 2-AA state semifinals as a senior... tore his ACL during his senior season, limiting him to just four games... invited to the All-American Bowl... coached by Cory Johnson... also competed in track & field... Rivals considered him the 17th-best player in the Tar Heel State and the 48th-best outside linebacker in the country... ranked as the 11th-best player in North Carolina, the nation's 13th-best inside linebacker and No. 236 overall in the 247Sports Composite... considered the No. 227 player in the country in the ESPN300.

PERSONAL

Mohamed Kaba was born Nov. 3, 2001... is majoring in interdisciplinary studies... family is originally from Africa... brother, Karfa, played football at North Carolina A&T.

KABA'S HIGHS

Tackles.....	7, Texas A&M, 2021
Tackles for Loss.....	1.0, twice: Texas A&M, 2021 & Auburn, 2021

KABA'S STATISTICS


Year	GP/GS	UT	AT	TT	TFL	QBS	INT	PBU	QBH	FF	FR
2020	9/3	4	9	13	0.5-3	0.0-0	0	0	0	0	0
2021	13/0	17	15	32	2.0-4	0.0-0	0	0	1	0	0
2022	2/2	5	3	8	0.5-1	0.0-0	0	1	0	0	0
Total	24/5	26	27	53	3.0-8	0.0-0	0	1	1	0	0

JALON KILGORE

DB ♦ 6-1 ♦ 204 ♦ FR ♦ HS

EATONTON, GA.
(PUTNAM COUNTY)

24



True freshman defensive back who enrolled in January... made strides by the end of spring as the game slowed down for him... worked at safety but could also cross-train at cornerback... could also factor on special teams.

HIGH SCHOOL

Graduated from Putnam County in Eatonton, Ga. in December, 2022... played on both sides of the ball for the War Eagles, working at wide receiver on offense and safety on defense... coached by Shaun Pope... named the Georgia Region 4-AA Athlete of the Year as a junior in 2021... caught 34 passes for 921 yards and 11 TDs... credited with 88 tackles, eight pass breakups and four forced fumbles... also competed in track & field and on the basketball hardwood... set personal bests of 11.62 in the 100, 51.71 in the 400 and 23-7 in the long jump... was the Georgia 2A long jump state champ as a sophomore... ranked as the 27th-best prospect in Georgia, the 26th-best safety in the country and No. 284 overall according to 247Sports Composite... rated the 25th-best player in the Peach State, the 20th-best safety in the country and No. 271 overall by On3 Composite... ESPN ranked him as the 48th-best player in the state and the No. 43 safety in the nation...

PERSONAL


Jalon G. Kilgore was born Jan. 27, 2005... is an exercise science major... has a twin brother, Gerald, who played quarterback in high school.

TREY KNOX

TE ♦ 6-5 ♦ 237 ♦ GR ♦ TR

MURFREESBORO, TENN.
(BLACKMAN / ARKANSAS)

1



- ◆ 2022 SEC Fall Academic Honor Roll
- ◆ 2021 SEC Fall Academic Honor Roll
- ◆ 2020 SEC Fall Academic Honor Roll

Veteran tight end who joined the squad in the spring as a graduate transfer after spending four years at Arkansas... expected to be an immediate contributor at a position that has been completed retooled... converted receiver who brings value to the pass game... candidate for post-season accolades... caught 81 passes for 892 yards and nine TDs for the Hogs in 45 games with 29 starts.

2022 (Senior)

Started all 12 games in which he appeared at Arkansas... caught 26 passes for 296 yards and five TDs... caught a season-high six passes for 75 yards with two scores in the season-opener against Cincinnati... logged four receptions for 66 yards with a touchdown in the win over BYU... had two catches, both for touchdowns, against Liberty... finished the season with seven catches in the last two contests vs Ole Miss (3) and Missouri (4)... had a pair of 36-yard receptions against Alabama and BYU... named to the SEC Fall Academic Honor Roll.

2021 (Junior)

Played in 12 games catching 20 passes for 141 yards and a touchdown... recorded six games with multiple receptions... totaled a season high five receptions for 37 yards and a score at Ole Miss... caught four passes for 26 yards in victory over Mississippi State... registered four catches for 47 yards with a long of 16 at Alabama... named to the SEC Fall Academic Honor Roll.

2020 (Sophomore)

Played in all 10 games and made six starts, recording seven catches for 70 yards... recorded season-highs of three catches for 31 yards in the win at Mississippi State... hauled in a season-long catch of 22 yards at Missouri... saw

action in 228 offensive snaps and 25 special teams snaps... named to the SEC Fall Academic Honor Roll.

2019 (Freshman)

Started all 11 games he played at wide receiver as a freshman for the Razorbacks in 2019... saw most of his snaps (512) out wide with 21 coming in the slot and four lined up in the backfield according to Pro Football Focus... hauled in 28 passes for 385 yards, scoring three times, averaging 13.8 yards per catch and 35.0 yards per game... ranked third among SEC freshman receivers in yards (385), yards per catch (13.8), receptions per game (2.5) and yards per game (35.0)... was third on the team in receiving yards... totaled 96 yards after catch... caught one pass in the season opener vs. Portland State for 38 yards... racked up a team-best six catches and 88 yards in the conference-opening game at Ole Miss... had a 49-yard reception in the contest, which was the longest play from scrimmage for the second consecutive game and the longest reception by a true freshman since 2003... added six catches for a career-high 90 yards against Colorado State, scoring his first touchdown on a 24-yard pass... hauled in another touchdown the following week against San Jose State, with a season-high eight receptions on 83 yards and a touchdown... logged 20 receptions over a three-game stretch in September.

HIGH SCHOOL

Graduated from Blackman High School in Murfreesboro, Tenn. in 2019... was a four-year varsity letterwinner... racked up 558 receiving yards on 35 receptions and four touchdowns in 10 games for the Blaze, averaging 16.1 yards per catch as a senior... also rushed for 301 yards on 34 carries with five TDs... played on both sides of the ball, recording 19 tackles, 12 solo, with five for loss and three sacks... helped Blackman to a 10-2 record and a second round berth in the 2018 Tennessee High School Football Division I Class 6A playoffs... led the Blaze in receiving as a junior in 2017 with 667 yards on 52 receptions, scoring five times in 12 contests... led Blackman to a 9-3 season and a second round appearance in the Tennessee state Division I Class 6A playoffs... posted a career-best 669 receiving yards on 54 catches and 10 touchdowns in 2016, all the best marks among Blackman receivers... ranked as the No. 16 wide receiver in the country and the No. 4 player in Tennessee by Rivals... rated 274th in ESPN's Top 300.

KNOX'S STATISTICS						
-RUSHING-						
Year	GP/GS	Att	Yds	Avg	TD	Long
2022*	12/12	1	0	0.0	0	-
Total	45/29	1	0	0.0	0	-
-RECEIVING-						
Year	GP/GS	Rec	Yds	Avg	TD	Long
2019*	11/11	28	385	13.8	3	49
2020*	10/6	7	70	10.0	0	22
2021*	12/0	20	141	7.0	1	16
2022*	12/12	26	296	11.4	5	36
Total	45/29	81	892	11.0	9	49

*Arkansas

KNOX'S HIGHS	
Carries	1, Missouri, 2022
Receptions.....	8, San Jose State, 2019
Yards Receiving.....	90, Colorado State, 2019
Long Reception.....	49, Ole Miss, 2019
Receiving TDs.....	2, Liberty, 2022

PERSONAL


William L. Knox III was born Aug. 14, 2001... earned an undergraduate degree in communications from the University of Arkansas.

KAI KROEGER

P ♦ 6-4 ♦ 212 ♦ SR ♦ 3L

LAKE FOREST, ILL.
(LAKE FOREST)

39



- ◆ 2023 co-The President's Outstanding Student-Athlete Award
- ◆ 2022 First-Team All-America (ESPN.com, The Athletic)
- ◆ 2022 Second-Team All-America (Walter Camp, AFCA)
- ◆ 2022 Fourth-Team All-America (Phil Steele)
- ◆ 2022 First-Team All-SEC (AP, Coaches, USA Today, Phil Steele)
- ◆ 2022 Second-Team All-SEC (ProFootballFocus)
- ◆ 2022 Jim Carlen Award - MVP Special Teams
- ◆ 2022 Nutrition Award
- ◆ 2022 SEC Fall Academic Honor Roll
- ◆ 2021 SEC Fall Academic Honor Roll
- ◆ 2020 SEC Coaches' All-Freshman Team
- ◆ 2020-21 SEC First-Year Academic Honor Roll

Returning All-American and All-SEC punter... emerging not just as a top punter in the SEC and nationally, but becoming one of the best leaders on the team... leads by example but becoming more of a vocal leader as well... does things the right way both on and off the field... averaging 44.2-yards per punt in his career, which ranks second on the school's all-time career list behind Joseph Charlton (45.5)... good athlete who is also one of the best holders in the country... is a perfect 6-for-6 in career pass attempts, including three touchdowns.

2022 (Junior)

Turned in arguably the best seasons by a punter in school history... named a First-Team All-American by ESPN.com and The Athletic... was a second-team All-American according to Walter Camp and AFCA and a fourth-teamer according to Phil Steele... named first-team All-SEC by the AP, the SEC coaches, Phil Steele and USA TODAY... awarded the Jim Carlen Special Teams MVP Award and the Nutrition Award... one of 10 semifinalists for the Ray Guy Award... listed on "Ray's 8" six times during the season and was the Ray Guy National Punter of the Week following the Georgia State game... one of four finalists for the Mortell Award, which recognizes the nation's top holder... named the SEC co-Special Teams Player of the Week following the Vanderbilt game and was the SEC's Special Teams Player of the Week for his performance at Clemson... averaged 46.1 yards per punt, the best mark in the SEC, fifth in the country and the second-best single-season mark in school history... 18 of his 58 punts traveled 50 or more yards, including a season-long 79-yarder, the fourth-longest in FBS... 29 punts (50 pct.) pinned opponents inside their own 20-yard line... completed all four of his pass attempts, two on fake punts (vs. Georgia and at Florida) and two on fake field goals (vs. Vanderbilt and vs Notre Dame)... threw for 107 yards and two TDs, logging a passing efficiency rating of 489.7... appeared on "Ray's 8" list for his performance against Georgia State, Georgia, Texas A&M, Missouri, Vanderbilt and Florida... averaged 49.1-yards on seven punts with a long of 79 in the season-opener against Georgia State, earning Ray Guy National Punter of the Week accolades... averaged 53.6-yards with a long of 69 yards on five punts at Vanderbilt... threw a 48-yard touchdown pass on a fake punt at Florida... saved his best game for last when he averaged 53.7 yards on seven punts at Clemson, with three inside the five-yard line... threw a 23-yard touchdown pass in the TaxSlayer Gator Bowl against Notre Dame... named to the SEC Fall Academic Honor Roll.

2021 (Sophomore)

Averaged 42.9 yards on 59 punts... ranked 10th in the SEC in punting average... logged 14 punts of 50-plus yards with 23 fair catches, 23 inside the 20 and just two touchbacks... boomed a pair of punts that traveled 70-plus yards including a career-long 73-yarder at Texas A&M... also had a 70-yarder against Vanderbilt... is the only Carolina punter to have two 70-yard punts since 1984... named the SEC Special Teams Player of the Week and Ray Guy National Punter of the Week for his efforts against Vanderbilt when he averaged 56.8 yards on four punts... listed on "Ray's 8" list for his efforts against Kentucky when he placed four of five punts inside the 20... threw a 44-yard touchdown pass on a fake punt at Tennessee... named to the SEC Fall Academic Honor Roll.

2020 (Freshman)

True freshman who enrolled in August and won the starting punting duties in fall camp... also served as the holder on placements... named to the SEC Coaches' All-Freshman team after averaging 43.3-yards per punt... boomed 39 punts for 1,690 yards with a long of 53... totaled seven punts of 50-plus yards and placed eight inside the 20 with just two touchbacks... ranked eighth in the SEC in punting average... got off to a slow start, with his first 10 punts over two games averaging just 37.8 yards... averaged 45.2 yards the rest of the season... averaged a single-game best 48.5 yards on two punts in the rain at Vanderbilt... boomed five punts for 242 yards (48.4 avg.) including a season-best 53-yarder, with three balls spotted inside the 20 in the win over Auburn, earning him SEC Special Teams Player of the Week honors... averaged 44.5 yards on two punts against Texas A&M, then averaged 44.7 yards on a season-high seven punts against Missouri... averaged 46.0 yards on four punts, including a 52-yarder, against Georgia... completed his lone pass of the season, a 22-yarder to Dakereon Joyner on a fake punt for a first down at Kentucky... named to the SEC First-Year Academic Honor Roll.

HIGH SCHOOL

Graduated from Lake Forest (Ill.) High School in 2020... helped lead the Scouts to a 7-5 record and a spot in the 2019 state quarterfinals... named to the 2019 IHSFCA honorable mention 6A all-state team... averaged over 40 yards per punt as a junior... selected for all-conference honors and earned a spot on the *News-Sun* and *Pioneer Press* all-area teams in 2018... named the North Suburban Conference Special Teams Player of the Year in 2018... coached by Chuck Spagnoli... considered the 41st-best prospect in Illinois and the third-best punter in the country according to the 247Sports Composite rankings... is the top-ranked player at his position in the country according to Kohl's Kicking.

PERSONAL

Kai Martin Kroeger was born June 11, 2002... is a history major... represented football on SAAC in 2022-23 and again in 2023-24 and is the 2023 South Carolina representative on the SEC Football Council.

KROEGER'S STATISTICS

-PUNTING-									
Year	GP	No.	Yards	Avg.	Long	TB	FC	I20	50+
2020	10	39	1690	43.3	53	2	15	8	7
2021	13	59	2534	42.9	73	2	23	23	14
2022	13	58	2675	46.1	79	5	11	29	18
Total	36	156	6899	44.2	79	9	49	60	39
-PASSING-									
Year	GP	C-A-I	Pct.	Yds	TD	Lg			
2020	10	1-1-0	100.0	22	0	22			
2021	13	1-1-0	100.0	44	1	44			
2022	13	4-4-0	100.0	107	2	48			
Total	36	6-6-0	100.0	173	3	48			

KROEGER'S HIGHS

Punts.....8, East Carolina, 2021
 Punting Average.....56.8, Vanderbilt, 2021
 Longest Punt.....79, Georgia State, 2022
 Pass Completions.....1, 6 times:
 Last: Notre Dame, 2022
 Pass Attempts.....1, Six times:
 Last: Notre Dame, 2022
 Passing TDs.....1, Three times:
 Last: Notre Dame, 2022
 Longest Pass.....48, Florida, 2022



70-Yard Punts*

Year	Punter	Opponent	Yards
1979	Jay Feltz	Clemson	80
1983	Chris Norman	Miami (O)	80
1992	Marty Simpson	Vanderbilt	79
2022	Kai Kroeger	Georgia State	79
1981	Chris Norman	Virginia	75
2017	Joseph Charlton	Missouri	73
2021	Kai Kroeger	Texas A&M	73
1982	Chris Norman	Navy	70
2001	Tyler Dean	Ohio State	70
2021	Kai Kroeger	Vanderbilt	70

*-Since 1979

VERSHON LEE

OL ♦ 6-4 ♦ 319 ♦ R-JR ♦ 2L

WOODBRIDGE, Va. (FREEDOM)

53



- ◆ 2021 SEC Fall Academic Honor Roll
- ◆ 2020-21 SEC First-Year Academic Honor Roll

Fourth-year offensive lineman who figures to see plenty of action in the middle of the line again in 2023... came out of the spring as the probable starter at center... also has extensive experience at guard... very smart and capable of making the offensive line calls... has appeared in 28 games with 17 starts.

2022 (Redshirt Sophomore)

Third-year player who appeared in 12 contests including seven starts... started at left guard in each of the first seven games this season... did not make the trip to Florida due to illness.

2021 (Redshirt Freshman)

Appeared in all 13 games, making nine starts... began the season as a reserve but moved into the starting lineup at left guard against Troy in week five and did not relinquish his starting role for the remainder of the season... named to the SEC Fall Academic Honor Roll.

2020 (Freshman)

True freshman offensive tackle who enrolled in January and went through the abbreviated spring drills... saw action in each of the season's first three games... made his collegiate debut against Tennessee... made his first career start at Vanderbilt, playing the right tackle position... redshirted... named to the SEC First-Year Academic Honor Roll.

HIGH SCHOOL

Graduated early from Freedom High School in Woodbridge, Va... led the Eagles to an 11-1 record and a spot in the Class 6 playoffs as a senior... earned all-state honors and named first team all-district on both the offensive and defensive lines... earned second-team all-state honors in 2018... coached by Darryl Overton... also plays basketball and was a first-team all-district selection in 2018... also earned all-district honors in basketball... Rivals considered him the 18th-best player in Virginia and the 72nd-best offensive tackle in the class of 2020... ranked as the 18th-best player in Virginia, the 42nd-best offensive guard in the country and No. 707 overall in the 247Sports Composite.

PERSONAL


Vershon R. Lee was born Dec. 7, 2001... is working towards a degree in computer information systems... represented football on SAAC for 2022-23 and will again in 2023-24... father, Vernon, was the basketball coach at Freedom High in Virginia.

XAVIER
LEGETTE

WR ♦ 6-3 ♦ 227 ♦ S-SR ♦ 4L

MULLINS, S.C.
(MULLINS)

17



- ◆ 2022 Gamecocks' Toughness Award - Offense
- ◆ 2020 SEC Fall Academic Honor Roll
- ◆ 2019-20 SEC First-Year Academic Honor Roll

Veteran athletic player who hopes a big performance in the TaxSlayer Gator Bowl propels him to a breakout season in 2023... contributes both at wide receiver and on special teams... bigger body who has big play capabilities... has appeared in 41 games with 20 career starts... has 42 career receptions for 423 yards with five receiving touchdowns and one kickoff return for a score... set a school record with a 29.4-yard average on 15 kickoff returns in 2022 and is averaging 29.2-yards on 19 returns in his career, one return shy of qualifying for the school record held by Deebo Samuel at 29.0.

2022 (Senior)

Played in all 13 games, making seven starts... caught 18 passes for 167 yards and three touchdowns, rushed seven times for 21 yards and returned 15 kicks for 441 yards, a school-record 29.4-yard average (15 returns minimum) with one touchdown... took the opening kick against Texas A&M 100 yards for a touchdown... it tied for the second-longest return in school history and was the first kickoff return for a touchdown by a Gamecock since Deebo Samuel went the distance at Ole Miss in 2018... earned SEC Special Teams Player of the Week accolades for his performance... logged kickoff returns of 32- and 31-yards against Charlotte and Arkansas, respectively... caught two passes for 33 yards and a score at Vanderbilt, while also rushing twice for a career-high 28 yards... recorded a pair of catches against Georgia, Missouri and Florida... had the best game of his career in the TaxSlayer Gator Bowl against Notre Dame when he caught a career-high seven passes for a career-high 78 yards with two touchdowns, including an incredible 42-yard TD reception... had a huge spring, earning the Gamecocks' Toughness Award for the offense.

2021 (Junior)

Played in 11 games, making four starts... caught eight passes for 63 yards and a touchdown... missed some time during the season after being injured in an off-the-field accident... hauled in the game-winning touchdown, a nine-yard reception, with 37 seconds remaining in a 21-20 win vs. Vanderbilt... started the game and finished with four catches for 31 yards in his first significant action of the season... had a crucial 20-yard catch on a third down conversion in the second half of a 21-17 win vs. Auburn.

2020 (Sophomore)

Second-year receiver who appeared in six games, all starts... started the first

six contests before injuries sidelined him for the final four games... caught seven passes for 113 yards, an average of 16.1 per catch... best game came in the season opener against Tennessee when he grabbed four passes for 113 yards, a 28.2-yard average... started three contests, getting the nod against Vanderbilt, Appalachian State and Texas A&M... logged his first reception against Kentucky... made his first start against Vanderbilt and logged three catches for 34 yards, including a career-long 20-yard touchdown reception... also handled kickoff return duties for the first time in that contest... had his best game against Appalachian State when he recorded career highs with five receptions for 42 yards... made an impact on special teams at Texas A&M with two kickoff returns for 74 yards, including a career-long of 50 yards... named to the SEC First-Year Academic Honor Roll.

2019 (Freshman)

True freshman who saw action in 11 games on special teams and at wide receiver... did not play in the season finale vs. Clemson... caught nine passes for 80 yards with a touchdown... also credited with four kickoff returns for 113 yards, a 28.2-yard average... started three contests, getting the nod against Vanderbilt, Appalachian State and Texas A&M... logged his first reception against Kentucky... made his first start against Vanderbilt and logged three catches for 34 yards, including a career-long 20-yard touchdown reception... also handled kickoff return duties for the first time in that contest... had his best game against Appalachian State when he recorded career highs with five receptions for 42 yards... made an impact on special teams at Texas A&M with two kickoff returns for 74 yards, including a career-long of 50 yards... named to the SEC First-Year Academic Honor Roll.

HIGH SCHOOL

Graduated from Mullins (S.C.) High School in 2019... played quarterback as a senior, rushing for 1,826 yards and 19 touchdowns, while passing for 887 yards and 14 scores... led the Auctioneers to an 8-2 record in 2018 and a berth in the second round of the AA state playoffs... coached by John Williams... one of three finalists for the 2018 WPDE Zoneman Trophy... as a sophomore in 2016, caught 44 passes for 733 yards and eight touchdowns... also played baseball and basketball... was considered the 10th-best prospect in the state of South Carolina, rated the 40th-best "athlete" in the country and number 709 overall, according to 247Sports Composite.

PERSONAL

Anthony Xavier Legette was born Jan. 29, 2001... earned a degree in sport and entertainment management.

LEGETTE'S HIGHS

Carries2, Three times:
Last: Notre Dame, 2022

Yards Rushing.....28, Vanderbilt, 2022

Long Rush.....19, Vanderbilt, 2022

Receptions.....7, Notre Dame, 2022

Yards Receiving.....78, Notre Dame, 2022

Long Reception.....42, twice:
Tennessee, 2020 & Notre Dame, 2022

Receiving TDs.....2, Notre Dame, 2022

Kickoff Return Yards100, Texas A&M, 2022

Long Kickoff Return100, Texas A&M, 2022

LEGETTE'S STATISTICS						
-RUSHING-						
Year	GP/GS	Att	Yds	Avg	TD	Long
2022	13/7	7	21	3.0	0	19
Total	41/20	7	21	3.0	0	19
-RECEIVING-						
Year	GP/GS	Rec	Yds	Avg	TD	Long
2019	11/3	9	80	8.9	1	20
2020	6/6	7	113	16.1	0	42
2021	11/4	8	63	7.9	1	20
2022	13/7	18	167	9.3	3	42
Total	41/20	42	423	10.1	5	42
-KICK RETURNS-						
Year	GP/GS	No	Yds	Avg	TD	Long
2019	11/3	4	113	28.2	0	50
2020	6/6	0	0	-	0	-
2021	11/4	0	0	-	0	-
2022	13/7	15	441	29.4	1	100
Total	41/20	19	554	29.2	1	100




DANIEL
LESTER

PK ♦ 6-2 ♦ 218 ♦ R-FR ♦ SQ

LAND O' LAKES, Fla.
(SUNLAKE)

42



Redshirt freshman walk-on placekicker... great fit in the room and in the program... strong guy who brings versatility as both a field goal kicker and a kick-off specialist... worked hard in the weight room to improve his leg strength and pop on his kicks.

2022 (Freshman)

Joined the team in the summer as a walk-on... redshirted in his first season.

HIGH SCHOOL

Graduated from Sunlake High School in Land O' Lakes, Fla., in 2022... was 24-for-24 on extra points and made 7-of-11 field goal attempts with a long of 52 yards... also averaged 37.7-yards per punt on 35 attempts for the Seahawks... named to the Suncoast News' 2021 All-Pasco Country team... selected to play in the seventh annual Pasco County All-Star game... ranked No. 6 nationally in Kornblue Kicking rankings... also played soccer where he was coached by former NFL kicker Martin Gramatica.

PERSONAL

Daniel A. Lester Jr. was born Aug. 25, 2004... is a criminology and criminal justice major.

EDDIE LEWIS

WR ♦ 6-0 ♦ 188 ♦ GR ♦ TR

HARLEM, N.Y.
(MATER DEI / MEMPHIS)

85

◆ **2022 Second-Team All-AAC (PFF, Phil Steele)**

Graduate transfer who joined the team in January after playing most recently at Memphis after beginning his career at Rutgers... can play all three wide receiver positions... could also get a look as a returner on special teams... considered an explosive playmaker who has played a lot of football... owns 93 career receptions for 1,161 yards in four years split between Rutgers and Memphis.

2022 (Redshirt Senior)

Earned second-team All-AAC honors as a returner at Memphis by PFF and Phil Steele... appeared in all 13 games, earning 11 starts... totaled 41 receptions for 603 yards and seven touchdowns... tied for the team lead in touchdown receptions... also had 27 punt returns for 255 yards and one score... ranked 14th in the NCAA and second in the AAC, averaging 9.4 yards per punt return... notched a season-high six catches against both Mississippi State and Houston... had three catches for a season-high 94 yards and two touchdowns at Tulane... returned a punt 60 yards for a touchdown in victory over North Alabama, earning a spot on the AAC Weekly Honor Roll... reeled in five receptions for 83 yards and two scores in win over Utah State in the SERVPRO First Responder Bowl... coached by Ryan Silverfield.

2021 (Redshirt Junior)

Appeared in all 12 games in his first season at Memphis earning eight starts... caught 22 passes for 349 yards and four touchdowns... had three receptions for a season-high 93 yards, including a 75-yard touchdown against East Carolina... reeled in a season-best six receptions for 43 yards and a touchdown in win over SMU... notched three catches for 92 yards and a score versus Navy.

2020 (Redshirt Sophomore)

Spent the season in the JUCO ranks at Butler Community College in El Dorado, Kan... the Grizzlies played their season in the spring of 2021... caught 23 passes for 512 yards in six games, an average of 22.3-yards per catch, with four touchdowns... added five kickoff returns for 112 yards, a 22.4-yard average, and three punt returns for four yards... averaged 104.7 all-purpose yards.

2019 (Sophomore)

Appeared in four games with one start in his second season at Rutgers... hauled in six passes for 36 yards and a touchdown... made his season debut against Maryland and had one reception... earned first collegiate start versus No. 20 Minnesota and recorded three receptions... scored first career touchdown in the win over Liberty... redshirted.

2018 (Freshman)

Played in all 12 games as a true freshman at Rutgers... coached by Chris Ash... totaled 24 receptions for 173 yards... recorded the most catches by a Rutgers true freshman since 2009... picked up nine first downs... recorded two receptions for 10 yards in collegiate debut against Texas State... led the team with four receptions for 43 yards at Kansas... totaled three catches versus Buffalo and Indiana... hauled in four passes versus Illinois and Northwestern... enrolled in January and participated in spring practice.

2017 (PREP SCHOOL)

Played one prep season at Milford Academy for head coach Bill Chaplick... helped guide the team to a 10-2 overall record... caught 41 passes for 1,072 yards and 15 touchdowns.

HIGH SCHOOL

Graduated from Mater Dei High School in 2017... coached by Dino Mangiero... helped the Seraphs capture their first NJSIAA section title, taking a lateral on a hook-and-ladder play 45 yards in the final seconds for the game-winning touchdown in the Non Public Group II championship game... finished 2016 with 24 receptions for 547 yards and 15 touchdowns... also contributed 402 kick return yards and a 94-yard punt return for a touchdown as a senior... named First Team All-Non-Public, All-Shore Conference, All-Division and Third Team All-State by the *Star-Ledger*... First Team All-Shore by the Asbury Park Press and All Shore Sports Network... contributed 449 receiving yards and four touchdowns as a junior... competed for Team USA at the 2016 International Federation of American Football (IFAF) Under-19 World Championship in Habrin, China... produced 28 receptions for 387 yards and five touchdowns in four games to help Team USA secure a silver medal... regarded as the second-best receiver in New Jersey and No. 13 overall recruit in the state by Rivals... third overall pass catcher in the Garden State and No. 12 in the Northeast by Scout... rated the 24th overall recruit in New Jersey by ESPN... pegged the No. 24 best prospect in the state by 247Sports.com... also played basketball.

PERSONAL

Eddie Lewis was born March 12, 1998... earned his bachelor's degree in liberal studies from the University of Memphis.

LEWIS' STATISTICS						
-RUSHING-						
Year	GP/GS	Att	Yds	Avg	TD	Long
2022**13/11		2	10	5.0	0	11
Total	41/20	2	10	5.0	0	11
-RECEIVING-						
Year	GP/GS	Rec	Yds	Avg	TD	Long
2018*	12/0	24	173	7.2	0	26
2019*	4/1	6	36	6.0	1	11
2020 -Butler C.C.-						
2021**	12/8	22	349	15.9	4	75
2022**13/11		41	603	14.7	7	55
Total	41/20	93	1161	12.5	12	75
-PUNT RETURNS-						
Year	GP/GS	No	Yds	Avg	TD	Long
2022**13/11		27	255	9.4	1	60
Total	41/20	27	255	9.4	1	60

*-Rutgers **-Memphis

LEWIS' HIGHS	
Carries	1, twice: UCF, 2022; & North Alabama, 2022
Yards Rushing	11, North Alabama, 2022
Long Rush	11, North Alabama, 2022
Receptions	6, Three times: Last: Houston, 2022
Yards Receiving	94, Tulane, 2022
Long Reception	75, East Carolina, 2021
Receiving TDs	2, Utah State, 2022
Punt Returns	7, Tulsa, 2022
Punt Return Yards	80, Tulsa, 2022
Long Punt Return	60, North Alabama

GRAYSON MAINS

OL ♦ 6-5 ♦ 296 ♦ R-FR ♦ SQ

CUMMING, Ga.
(LAMBERT)

57

◆ **2022-23 SEC First-Year Academic Honor Roll**

Redshirt freshman offensive lineman who is settling in as an interior player at guard or at center... looks to challenge for a spot in the two-deep.

2022 (Freshman)

Worked with the scout team in his first season with the Garnet & Black... did not see any game action... redshirted... named to the 2022-23 SEC First-Year Academic Honor Roll.

HIGH SCHOOL

Graduated from Lambert High School in Suwanee, Ga... where he played offensive tackle... the Longhorns went 7-4 in his senior season under head coach Tommy Watson... ranked as the 78th-best player in the Peach State, the 59th-best offensive tackle in the country and No. 733 overall in the 247Sports Composite... rated the 87th-best prospect in the state by Rivals.


PERSONAL

Grayson Ford Mains was born March 18, 2004... is a sport and entertainment management major.

PAYTON MANGRUM

WR ♦ 6-0 ♦ 198 ♦ R-JR ♦ 2L

GREENVILLE, S.C. (EASTSIDE) **13**



- ◆ 2022 Most Inspirational Walk-on
- ◆ 2022 SEC Fall Academic Honor Roll
- ◆ 2021 SEC Fall Academic Honor Roll
- ◆ 2020-21 SEC First-Year Academic Honor Roll

Fourth-year player... adds quality depth to the wide receiving corps... can play all three wide receiver positions... valuable special teams performer... has appeared in 27 games over the past three seasons.

2022 (Redshirt Sophomore)

Awarded the Jake Manus scholarship prior to the start of the fall semester... nominated for the Burlsworth Trophy as a player who began his career as a walk-on... selected as the Most Inspirational Walk-on at the team's post-season banquet... saw action in all 13 games, primarily on special teams... credited with two tackles... named to the SEC Fall Academic Honor Roll.

2021 (Redshirt Freshman)

Played in all 13 games, primarily on special teams, earning his first varsity letter... caught a 44-yard touchdown pass from Kai Kroeger on a fake punt at Tennessee... named to the SEC Fall Academic Honor Roll.

2020 (Freshman)

True freshman walk-on wide receiver who joined the squad in the summer... made his collegiate debut in the season-finale at Kentucky... did not record any statistics... named to the SEC First-Year Academic Honor Roll.

HIGH SCHOOL

Graduated from Eastside (S.C.) High School in 2020... was a three-year starter... caught 55 passes for 1,015 yards and 16 TDs as a senior... logged 209 catches for 3,247 yards and 43 touchdowns in his career, going over the 1,000-yard mark in two seasons... earned a spot on the 2019 South Carolina football coaches first team 4A all-state squad... helped the Eagles to an 8-3 record as a senior... coached by Andre Woolcock... also competed in track & field.

MANGRUM'S STATISTICS						
Year	GP/GS	Rec	Yds	Avg	TD	Long
2020	1/0	0	0	-	0	-
2021	13/0	1	44	44.0	1	44
2022	13/0	0	0	-	0	-
Total	27/0	1	44	44.0	1	44


MANGRUM'S HIGHS	
Receptions.....	1, Tennessee, 2021
Yards Receiving.....	44, Tennessee, 2021
Long Reception.....	44, Tennessee, 2021
Receiving Touchdowns.....	1, Tennessee, 2021

PERSONAL
Payton X. Mangrum was born Jan. 26, 2002... is a mass communications major... both parents graduated from South Carolina.

Ni MANSELL

OL ♦ 6-3 ♦ 306 ♦ R-JR ♦ TR

ANDERSON, S.C. (WESTSIDE/MERCER) **61**



Transfer from Mercer who joined the Gamecocks in the summer as a preferred walk-on... adds experienced depth to the offensive line... penciled in to work at center but can also play guard... appeared in 30 games over three seasons for the Bears and head coach Drew Cronin, playing both left and right guard... has two years of eligibility remaining.

2022 (Junior)

Played and started 10 of 11 games at Mercer, his first season as a regular on the offensive line... the Bears logged a 7-4 record in the SoCon.

2021 (Sophomore)

Played in nine games for the Mercer Bears primarily at offensive guard... the Bears posted a 7-3 mark including a 6-2 ledger in the SoCon.

2020 (Freshman)

Played in 11 games for Mercer primarily at offensive guard... team played games in both the fall of 2020 and the spring of 2021, going 5-6 overall, including a 5-3 mark in the SoCon... the Bears were 0-3 in the fall before posting a 5-3 mark in the spring.

HIGH SCHOOL

Graduated from Westside High School in Anderson, S.C. in 2020... coached by Scott Earley... made the inaugural squad for the South Carolina Coaches All-State team as an honorable mention selection.


PERSONAL

Nigajuan Mansell was born June 3, 2002.

D'ANDRE MARTIN

DT ♦ 6-4 ♦ 306 ♦ R-FR ♦ SQ

DURHAM, N.C. (LIFE CHRISTIAN ACADEMY) **99**



Redshirt freshman who works in the middle of the defensive line... considered a hard worker... advanced from where he was at this point last year... gaining confidence.

2022 (Freshman)

True freshman defensive tackle... graduated from high school at the semester and enrolled in January... saw action in the Charlotte contest... did not record any statistics.

HIGH SCHOOL

Graduated from Life Christian Academy in Chester, Va. in December of 2021... coached by Charles Scott... began his prep career as a wide receiver but grew into a defensive end as a senior... LCA did not compete in 2020... rated as the 35th-best player in the Tar Heel State and the 151st-best defensive lineman in the country according to 247Sports Composite.


PERSONAL

D'Andre Jerrel Martin was born October 8, 2003... is a broadcast journalism major.

BAM MARTIN-SCOTT

LB ♦ 6-2 ♦ 226 ♦ R-SR ♦ 1L

FORT WAYNE, IND. (SNIDER/DODGE CITY C.C.) **22**



Former junior college linebacker who is in his third season with the squad... versatile player who is long and super athletic... can play the two inside linebacker spots... goal is to become an every-down linebacker... expected to see his playing time increase significantly.

2022 (Reshirt Junior)

Appeared in all 13 games as a reserve linebacker and on special teams... credited with 16 tackles including 10 solo stops... had an interception and three pass breakups... notched his lone tackle for loss against Georgia... recorded his first interception in the win over South Carolina State... posted a career-high four tackles and forced his first career fumble at Florida.

2021 (Junior)

Joined the team in August after spending two seasons at Dodge City (Kan.) Community College... appeared in four contests as a special teams contributor... saw action against Kentucky, Texas A&M, Auburn and Clemson... did not record any statistics... redshirted.

2020 (Sophomore)

Spent his second year at Dodge City (Kan.) C.C... the Conquistadors did not play in the fall of 2020 due to COVID-19.

2019 (Freshman)

Earned honorable mention all-KJCCC honors at Dodge City (Kan.) C.C... coached by Ricky Coon.

HIGH SCHOOL

Graduated from Snider High School in Fort Wayne, Ind. in 2019... considered a late bloomer who did not get much playing time in high school until his senior season.

PERSONAL

Tavareon M. Martin-Scott was born July 4, 2000... earned the nickname "Bam" as a reference to the fireworks customary on his birthday... is an interdisciplinary studies major who graduated in May.

MARTIN-SCOTT'S HIGHS	
Tackles.....	4, Florida, 2022
Tackles for Loss.....	1.0, Georgia, 2022


MARTIN-SCOTT'S STATISTICS											
Year	GP/GS	UT	AT	TT	TFL	QBS	INT	PBU	QBH	FF	FR
2019					-Dodge City (Kan.) C.C.-						
2020					-Dodge City (Kan.) C.C.-						
2021	4/0	0	0	0	0.0-0	0.0-0	0	0	0	0	0
2022	13/0	10	6	16	1.0-2	0.0-0	1	3	1	1	0
Total	17/0	10	6	16	1.0-2	0.0-0	1	3	1	1	0

CHASE
McCRACKEN

RB ♦ 5-10 ♦ 197 ♦ F-FR ♦ SQ

HILTON HEAD, S.C.
(HILTON HEAD ISLAND)

35



Redshirt freshman who adds depth in a revamped running back room.

2022 (Freshman)

Walk-on running back who joined the squad in the summer... worked with the scout team... did not see any game action... redshirted.

HIGH SCHOOL

Graduated from Hilton Head Island (S.C.) High School in 2022... coached by B.J. Payne... gained over 1,000 rushing yards in his senior season in 2021... was a first-team All-Region selection for the Seahawks.

PERSONAL


Chase D. McCracken was born Jan. 7, 2004... is a computer information systems major.

JUJU
MCDOWELL

RB ♦ 5-9 ♦ 171 ♦ JR ♦ 2L

BAINBRIDGE, GA.
(LEE COUNTY)

0



- ◆ 2023 co-Jim Carlen Special Teams Player of the Spring
- ◆ 2023 South Carolina Spirit Award - Offense
- ◆ 2021-22 South Carolina Male Freshman of the Year
- ◆ 2021 Freshman All-SEC - AP & RS (Coaches)
- ◆ 2021 Fourth-Team All-SEC - KR (Phil Steele)

Dynamic play-maker out of the backfield who figures to play a significant role again in 2023... tough, hard-nosed back who plays bigger than his size... elusive with the ball in his hands... has appeared in 25 games over the past two seasons, making four starts... has rushed 114 times for 467 yards with four

rushing touchdowns... has added 33 receptions for 258 yards and a score... has 474 yards on 20 kick returns, a 23.7-yard average... earned two spots on the Coaches' Freshman All-SEC squad in 2021 as an all-purpose back and return specialist... was recognized as the school's Male Freshman of the Year at the 2022 All-Sports Gala... turned in an excellent spring of 2023 when he was recognized as a co-winner of the Jim Carlen Special Teams Player of the Spring Award, along with DQ Smith, and garnered the South Carolina Spirit Award for the offense.

2022 (Sophomore)

Second-year running back who played in all 13 games making a pair of starts... third on the team in rushing with 219 yards on 62 carries with two touchdowns... also caught 24 passes for 205 yards and a score... added five kickoff returns for 80 yards with a long of 27 yards... found the endzone against Arkansas, Charlotte and Tennessee... was on the receiving end of a career-high four passes against Charlotte... tallied his season-best performance on the ground in the win over Vanderbilt when he rushed five times for a season-high 48 yards... hauled in a career-long 65 yard pass in the win over Clemson. earned the start against Tennessee and in the TaxSlayer Gator Bowl against Notre Dame.

2021 (Freshman)

Played in 12 games, making two starts as a true freshman... earned Freshman All-SEC honors from the league's 14 coaches as both an all-purpose back and as a return specialist... earned fourth-team All-SEC accolades as a kick returner from Phil Steele... finished third on the squad in rushing with 248 yards on 52 carries... caught nine passes for 53 yards and returned 15 kicks for 394 yards, a 26.3-yard average... ranked third in the SEC in kickoff returns and fourth in kick return yards... ranked third in the SEC and 20th in the country in kick return average... best game came at East Carolina when he rushed for a game-high 71 yards on 11 carries and returned a kickoff a season-best 63 yards, setting up the game-tying score in the fourth quarter... returned three kicks for a season-high 81 yards at Tennessee... scored his first career touchdown against Florida on a 2-yard run... had a 35-yard touchdown run, his longest rush of the season, in the Duke's Mayo Bowl win over North Carolina... made starts against Tennessee and Texas A&M.

HIGH SCHOOL

Played running back, receiver, defensive back and returned kicks and punts for the Trojans of Lee County High School in Leesburg, Ga... graduated in 2021... helped his team advance through the Georgia Class AAAAAA playoffs... considered the 67th player in the state of Georgia, the 42nd-best running back in the country and No. 756 overall, according to 247Sports Composite... Rivals ranked him as the 68th-best player in the Peach State and the No. 13 all-purpose back in the country.

PERSONAL


Caleb Bernard McDowell was born Aug. 27, 2003... is a psychology major.

MCDOWELL'S STATISTICS						
-RUSHING-						
Year	GP/GS	Att	Yds	Avg	TD	Long
2021	12/2	52	248	4.8	2	35
2022	13/2	62	219	3.5	2	27
Total	25/4	114	467	4.1	4	35
-RECEIVING-						
Year	GP/GS	Rec	Yds	Avg	TD	Long
2021	12/2	9	53	5.9	0	13
2022	13/2	24	205	8.5	1	65
Total	25/4	33	258	7.8	1	65
-KICK RETURNS-						
Year	GP/GS	Ret	Yds	Avg	TD	Long
2021	12/2	15	394	26.3	0	63
2022	13/2	5	80	16.0	0	27
Total	25/4	20	474	23.7	0	63

MCDOWELL'S HIGHS	
Carries	12, Eastern Illinois, 2021
Yards Rushing.....	71, East Carolina, 2021
Long Rush.....	35, North Carolina, 2021
Rushing TDs	1, Four times: Last: Charlotte, 2022
Receptions.....	4, Charlotte, 2022
Yards Receiving.....	65, Clemson, 2022
Long Reception.....	65, Clemson, 2022
Kickoff Returns	3, Four times: last: South Carolina State, 2022
Kickoff Return Yards.....	81, Tennessee, 2021
Long Kickoff Return	63, East Carolina, 2021



XZAVIER McLEOD
 DT ♦ 6-5 ♦ 284 ♦ FR ♦ HS
 CAMDEN, S.C. (CAMDEN) **64**



True freshman defensive tackle who graduated from high school early and enrolled at Carolina in January... big body... has natural skills for a player of his size.


HIGH SCHOOL

Graduated from Camden (S.C.) High School in December, 2022... played along the defensive line... named the state's Mr. Football following his senior season... helped the Bulldogs and head coach Brian Rimpf to a 9-4 record and into the third round of the state 3A playoffs as a senior... credited with 51 tackles including 17 tackles for loss in 2021, 45 tackles with 12 TFLs in 2020 and 20 stops with 5 TFLs in 2019... earned a 3A all-state selection from the South Carolina Football Coaches Association as a sophomore... selected to play in the Shrine Bowl of the Carolinas and in the Under Armour All-America game... ranked as the Palmetto State's third-best player, the 19th-best defensive lineman in the country and No. 176 overall by 247Sports Composite... considered the third-best prospect in the state, the 23rd-best defensive lineman in the country and No. 193 overall by On3 Composite... ranked second in South Carolina, 10th among defensive tackles and 133rd on the ESPN300 list.

PERSONAL

Xzavier R. McLeod was born June 2, 2004... interested in a degree in criminology and criminal justice.

REID MIKESKA
 TE ♦ 6-6 ♦ 225 ♦ FR ♦ HS
 CYPRESS, TEXAS (BRIDGELAND) **86**



True freshman who graduated from high school early and enrolled at South Carolina in January... will compete in a completely overhauled tight end room... is an athletic player with good size... has good traits to develop... looks to find a role on special teams and add depth at tight end in his first season on the Columbia campus.


HIGH SCHOOL

Tight end prospect who graduated from Bridgeland High School in Cypress, Texas in December, 2022... caught 21 passes for 201 yards and two touchdowns in 2022 as the Bears went 6-5... was a finalist for the Houston Touchdown Club Offensive Player of the Year and was a Texas District 16-6A second-team selection as a senior... coached by David Raffield... played tight end, H-back, and receiver as a junior... caught 24 passes for 229 yards and four touchdowns in 2021... helped the Bears to an 11-3 record and a Texas 6A D-II regional final... considered the 183rd-best player in the state of Texas and the 46th-best tight end in the country in the 247Sports Composite... ranked as the 198th-best player in the Lone Star State, and the 59th-best tight end in the nation according to On3 Consensus... ESPN ranked him as the 86th-best player in Texas and the 19th-best tight end-H in the country.

PERSONAL

Matthew Reid Mikeska was born Oct. 30, 2004... is a sport and entertainment management major.

JAKAI MOORE
 OL ♦ 6-6 ♦ 318 ♦ R-SR ♦ 3L
 NOKESVILLE, VA. (PATRIOT) **55**



- ♦ 2021 SEC Fall Academic Honor Roll
- ♦ 2020 SEC Fall Academic Honor Roll
- ♦ 2019-20 SEC First-Year Academic Honor Roll

Offensive lineman who is long and very athletic... uses his length to his advantage... combo guy who has seen action at both tackle and guard during his career... is the returning starter at left guard but figures to get a long look at tackle following the injury to Jaylen Nichols... has appeared in 33 games, making 19 starts... has made 12 career starts at left tackle, four at right tackle and three at left guard.

2022 (Redshirt Junior)

Fourth-year offensive lineman... appeared in all 13 games, working at both left tackle and left guard... earned eight starts, five at left tackle and three at left guard... moved into the starting lineup in week 4 against Charlotte at left tackle... held that starting position for five-consecutive games... started the final three games at left guard, the wins over Tennessee and Clemson and the loss in the TaxSlayer Gator Bowl against Notre Dame.

2021 (Redshirt Sophomore)

Sat out spring ball after undergoing surgery for turf toe on his left foot... appeared in nine games, making three starts... earned starts at left tackle against Georgia, Kentucky and Troy... named to the SEC Fall Academic Honor Roll.

2020 (Redshirt Freshman)

Second-year player who appeared in eight games making six starts... started each of the first two games (Tennessee and Florida) at right tackle... came off the bench to play in two of the next four contests... moved to left tackle where he started the final four games (Ole Miss, Missouri, Georgia and Kentucky)... helped pave the way for Kevin Harris to become Carolina's first 1,000-yard rusher since 2013... named to the SEC Fall Academic Honor Roll.

2019 (Freshman)

True freshman who saw action in three games, making a pair of starts, but retained the year of eligibility... saw his first action in the win over Charleston Southern... got the starting nod at right tackle against Vanderbilt following injuries to Dylan Wonnum and Jaylen Nichols... also made the start at right tackle in the season finale against Clemson... named to the SEC First-Year Academic Honor Roll.

HIGH SCHOOL


Was a dual-sport athlete at Patriot High School in Nokesville, Va., graduating in 2019... led the Pioneers to a 7-4 record as a senior... earned 6A all-region honors as a senior while helping his team to the playoffs... coached by Brud Bicknell... also played basketball and was the 2016-17 Manassas Park Basketball Player of the Year after averaging 15 points and 10.5 rebounds... rated as the 13th-best player in Virginia, the 29th-best offensive guard in the country and No. 503 overall, according to 247Sports Composite.

PERSONAL

Jakai D. Moore was born Dec. 26, 2000... is an interdisciplinary studies major who graduated in May.



JONDARIUS MORGAN
OL ♦ 6-3 ♦ 319 ♦ R-SO ♦ SQ
BIRMINGHAM, ALA. (HUFFMAN) 64



◆ **2021-22 SEC First-Year Academic Honor Roll**

Third-year offensive lineman who works at a guard position... has displayed skills... looks to take the next step and work his way into the two-deep... has played in two contests during his Gamecock career.

2022 (Redshirt Freshman)

Second-year offensive lineman... saw limited action in two contests... appeared against both Charlotte and South Carolina State.

2021 (Freshman)

Joined the squad in the summer... missed much of the campaign with an injury... redshirted in his first year in the Garnet & Black... named to the 2021-22 SEC First Year Academic Honor Roll.


HIGH SCHOOL

Offensive line prospect who prepped at Huffman High School in Birmingham, Ala. graduating in 2021... coached by Bill Smith for the Vikings... could play either guard or tackle on the offensive line... listed on the Sports Illustrated High School All-American Watch List... considered the 50th-best player in Alabama and the 106th-best offensive tackle in the country by 247Sports Composite... Rivals ranked him as the 57th-best player in the state.

PERSONAL

JonDarius Keon Morgan was born Aug. 27, 2003... is undecided on his major field of study.

JOSEPH MORRIS
WR ♦ 6-0 ♦ 189 ♦ R-SO ♦ SQ
CAMDEN, S.C. (CAMDEN/NORTH GREENVILLE) 87



Walk-on wide receiver who is in his second year with the squad.... transferred from North Greenville where he played in one contest as a true freshman.

2022 (Redshirt Freshman)

First year with the program... joined the team in the spring and went through spring drills... worked with the scout team... did not see any game action.

2021 (Freshman)

Spent the fall as a member of the North Greenville Crusaders football team... appeared in one contest, seeing action against Delta State... coached by Jeff Farrington.


HIGH SCHOOL

Graduated from Camden (S.C.) High School in 2021... coached by Brian Rimpf... the Bulldogs posted a 9-2 record in his senior season and played in the state championship game in Class AAA... Camden reached the state semifinals in 2019.

PERSONAL

Joseph Morris was born Aug. 30, 2003... is majoring in cyber intelligence.

AARON MORTON
WR ♦ 5-8 ♦ 169 ♦ R-SO ♦ SQ
CINCINNATI, OHIO (LOVELAND) 81



◆ **2022 SEC Fall Academic Honor Roll**

◆ **2021-22 SEC First-Year Academic Honor Roll**

Walk-on wide receiver who is in his third year with the program.

2022 (Redshirt Freshman)

Wide receiver who was in his second season with the squad... worked with the scout team... did not see any game action... named to the SEC Fall Academic Honor Roll.

2021 (Freshman)

Redshirted after joining the squad as a walk-on wideout... did not see any game action... named to the 2021-22 SEC First-Year Academic Honor Roll.

HIGH SCHOOL

Graduated from Loveland High School in Cincinnati, Ohio in 2021... was a three-year varsity letterwinner for the Tigers in both football and track & field... earned all-league honors in football... coached by Andy Cruse.

PERSONAL

Aaron Morton was born June 15, 2002... majoring in criminology and criminal justice... is the son of Gamecock senior associate football strength & conditioning coach Chip Morton.

KEENAN NELSON JR.
DB ♦ 6-1 ♦ 195 ♦ R-FR ♦ SQ
PHILADELPHIA, PA. (ST. JOSEPH'S PREP) 18



Redshirt freshman defensive back... physically developed player with a great frame and length... has an opportunity to be a starter and help on special teams but needs to show more consistency... plays Nickel and could also help at safety... has appeared in four games including one start.

2022 (Freshman)

Appeared in four games as a true freshman, including a start in the TaxSlayer Gator Bowl against Notre Dame at the Nickel position... credited with four tackles and one quarterback hurry... saw action against Georgia State, Georgia and Clemson before getting the start in the bowl game... all his stats came in the bowl game... retained his redshirt season.

HIGH SCHOOL

Graduated from St. Joseph's Prep School in Philadelphia, Pa. in 2022... the Hawks went 11-3 and reached the state 6A title game in 2021 under head coach Tim Roken... selected for the All-American Bowl... considered the sixth-best prospect in Pennsylvania, the No. 17 safety in the country and ranked 221 overall in the 247Sports Composite... rated the eighth-best player in the state and the 27th-best cornerback in the country according to Rivals... rated No. 164 on the ESPN300 list.

PERSONAL

Keenan Fitzgerald Nelson Jr. was born Jan. 22, 2004... is a sport and entertainment management major.

NELSON JR.'S HIGHS

Tackles.....	4, Notre Dame, 2022
Pass Breakups.....	1, Notre Dame, 2022


NELSON JR.'S STATISTICS

Year	GP/GS	UT	AT	TT	TFL	QBS	INT	PBU	QBH	FF	FR
2022	4/1	1	3	4	0.0-0	0.0-0	0	1	0	0	0

JAYLEN NICHOLS

OL ♦ 6-5 ♦ 318 ♦ S-SR ♦ 4L

CHARLOTTE, N.C. (MYERS PARK) 52



- ◆ 2022 SEC Fall Academic Honor Roll
- ◆ 2022 co-Most Improved Player of the Spring - Offense
- ◆ 2020 SEC Fall Academic Honor Roll
- ◆ 2019-20 SEC First-Year Academic Honor Roll

Big, strong, physical, experienced and powerful offensive lineman... multi-positional player who can play either guard or tackle... suffered a knee injury in the spring and is expected to miss most, if not all, of the 2023 campaign as he continues the rehabilitation process... has appeared in 38 games over the past four campaigns including 18 starts... has started 11 times at left guard, four times at right tackle and three times at left tackle.

2022 (Senior)

Fourth-year offensive lineman... appeared in 12 games, making seven starts... started the first two games at left tackle before missing the Georgia game with an injury... made five-consecutive appearances off the bench before returning to the starting lineup at left tackle for the final five games... named to the SEC Fall Academic Honor Roll... named a co-winner of the 2022 Most Improved Player of the Spring Award for the offense.

2021 (Junior)

Appeared in 10 games, making seven starts... started each of the first four games (Eastern Illinois, East Carolina, Georgia and Kentucky) at the left guard position... was injured and missed some time... started each of the final three contests (Auburn, Clemson and North Carolina) at left tackle.

2020 (Sophomore)

Played in all 10 games, primarily on special teams, as a backup offensive lineman... named to the SEC Fall Academic Honor Roll.

2019 (Freshman)

Enrolled at South Carolina in January and went through spring drills... played in five games including four starts... saw his first collegiate action versus Charleston Southern... moved into the starting lineup at right tackle for the Kentucky game following an injury to Dylan Wonnum... held that starting slot for the next three games - Georgia, Florida and Tennessee - before suffering a high ankle sprain that limited him throughout the remainder of the season... named to the SEC First-Year Academic Honor Roll.

HIGH SCHOOL

Graduated from Myers Park High in Charlotte, N.C. in December 2018... coached by Scott Chadwick... started games on both sides of the ball, at offensive guard and defensive tackle... led his team to a 13-2 record and a berth in the state 4A semifinals as a senior... helped the Mustangs post a 12-2 record as a junior... considered the 43rd-best player in the Tar Heel state and the 86th-best offensive tackle in the country, according to 247Sports Composite.

PERSONAL

Jaylen Lawrence Nichols was born May 17, 2001... earned a degree in public health.

ISAIAH NORRIS

DB ♦ 5-11 ♦ 183 ♦ R-SR ♦ SQ

ANDERSON, S.C. (T.L. HANNA/GEORGIA MILITARY) 23



Former junior college defensive back who is working to play himself into a role on special teams and add depth in the secondary... works at the corner-back position.

2022 (Redshirt Junior)

Saw action in three games, logging one solo tackle against Vanderbilt... also appeared in the Charlotte and South Carolina State games.

2021 (Redshirt Sophomore)

Joined the team in August... saw action in each of the final four games of the season, seeing his most action against Clemson and North Carolina... did not record any statistics.

2020 (Sophomore)

Spent his second fall at Georgia Military College in Milledgeville... the Bulldogs did not play a fall season... considered the eighth-best JUCO cornerback prospect and No. 71 overall by 247Sports Composite.

2019 (Freshman)

Began his collegiate career as a defensive back at Georgia Military College... played for Bert Williams.

HIGH SCHOOL

Graduated from T.L. Hanna High School in Anderson, S.C. in 2019... also played basketball for the Yellow Jackets.

PERSONAL

Isaiah J. Norris was born March 21, 2000... is a criminology and criminal justice major.

NORRIS' HIGHS


Tackles..... 1, Vanderbilt, 2022

NORRIS' STATISTICS												
Year	GP/GS	UT	AT	TT	TFL	QBS	INT	PBU	QBH	FF	FR	
2021	4/0	0	0	0	0.0-0	0.0-0	0	0	0	0	0	
2022	3/0	1	0	1	0.0-0	0.0-0	0	0	0	0	0	
Total	7/0	1	0	1	0.0-0	0.0-0	0	0	0	0	0	

RONNIE PORTER

LB ♦ 6-1 ♦ 241 ♦ R-SO ♦ SQ

COLUMBIA, S.C. (HEATHWOOD HALL) 40



Walk-on linebacker who begins his third year in the program... stout young player... has run-stopping ability and some versatility... knows the defense.

2022 (Redshirt Freshman)

Linebacker who worked with the scout team... did not see any game action.

2021 (Freshman)

Local product who joined the squad in the summer... worked with the scout team as a true freshman... did not see any game action... redshirted.

HIGH SCHOOL

Graduated from Columbia's Heathwood Hall Episcopal in 2021... was a running back and linebacker for Danny Lewis... named the 2020 Richland County Player of the Year... rushed for over 1,800 yards and 18 TDs and had 112 tackles with eight sacks as a senior for the Highlanders... also played basketball.


PERSONAL

Ronnie Porter Jr. was born Dec. 13, 2002... is a retailing major.

COLE RASMUSSEN

LS ♦ 5-11 ♦ 225 ♦ R-JR ♦ SQ

FORT MILL, S.C. (FORT MILL/CHARLESTON SOUTHERN) 46



Solid walk-on long snapper who is looking to improve his consistency... provides a solid backup option on both short and long snaps.

2022 (Redshirt Sophomore)

Reserve long snapper... did not see any game action.

2021 (Redshirt Freshman)

Enrolled at South Carolina in January and joined the team in the spring after a tryout... served as a reserve deep snapper... did not see any game action.

2020 (Freshman)

Spent the fall as a walk-on at Charleston Southern... the Buccaneers had their fall season postponed until the spring of 2021.

HIGH SCHOOL

Graduated from Fort Mill (S.C.) High School in 2020... played outside linebacker and was the long snapper for the Yellow Jackets... coached by Rob McNeely.

PERSONAL

Coston Cole Rasmussen was born June 7, 2002... is a services management major.

SPENCER

RATTLER

QB ♦ 6-1 ♦ 217 ♦ R-SR ♦ 1L

PHOENIX, ARIZ.

(PINNACLE/OKLAHOMA)



7

- ◆ 2023 Joe Morrison Offensive Player of the Spring
- ◆ 2022 co-Steve Wadiak Team MVP
- ◆ 2022 Rex Enright Captains' Award
- ◆ 2022 SEC Fall Academic Honor Roll
- ◆ 2022 Joe Morrison Offensive Player of the Spring
- ◆ 2020 National Freshman of the Year (CBS Sports)
- ◆ 2020 Freshman All-American (FWAA)
- ◆ 2020 First-Team All-Big 12 (Associated Press)
- ◆ 2020 Co-Big 12 Newcomer of the Year (Associated Press)
- ◆ 2020 First-Team Academic All-Big 12

Veteran quarterback who returns to lead the Gamecock offense again in 2023... post-season honors candidate... looks to build off a great ending from the 2022 campaign, his first as a Gamecock... NFL-type talent with confidence, toughness and experience... owns a 23-7 record in 30 career starts, including an 8-5 mark as a Gamecock... has completed 625-of-914 career passes (68.4 pct.) for 7,621 yards with 58 touchdowns and 24 interceptions... played in 23 games over three seasons at Oklahoma under head coach Lincoln Riley, posting a 15-2 record as a starter... thrown at least one touchdown pass in 24 of his 30 career starts... named the Joe Morrison Offensive Player of the Spring.

2022 (Redshirt Junior)

Junior quarterback who started all 13 games in his first season with the Gamecocks, logging an 8-5 record... along with defensive tackle Zach Pickens, named the Steve Wadiak Team MVP and was one of five Rex Enright Captain's Award winners... completed 264-of-399 passes (66.2 pct.) for 4,026 yards with 18 touchdowns and 12 INTs... rushed 73 times for 46 yards with three scores... also caught a 15-yard pass... ranked in the top-10 in the school's all-time single-season record book in passing yards (6th), pass attempts (5th), pass completions (2nd), completion percentage (4th), and passing touchdowns (T8th)... owns three of the top-18 single-game passing games in school history, with the fourth-highest mark against Tennessee at 438, the 13th-highest total at Arkansas with 377 and tied for the 18th-best mark at Clemson with 360... had maybe the best game by a quarterback in school history in the win over No. 5 Tennessee... completed 30-of-37 passes for 438 yards and a school-record six touchdowns with no picks... the 30 completions, 438 yards and six TDs were all career highs... also caught a 15-yard pass, the first of his career... was selected as the Walter Camp National Offensive Player of the Week, the CFP National Performer of the Week and the co-SEC Offensive Player of the Week for his efforts... led Carolina to another Top-10 win against No. 7 Clemson, finishing 25-of-39 for 360 yards and two touchdowns, while rushing for another score... found Antwane Wells for a 72-yard touchdown, the longest touchdown pass of his career, in that contest... finished the regular season as hot as any quarterback in the country... engineered wins over Tennessee and Clemson by completing 55-of-76 passes (72.4 pct.) for 798 yards and eight touchdowns with two interceptions... completed 29-of-46 passes for 246

yards and two touchdowns in the TaxSlayer Bowl against Notre Dame... the 46 pass attempts was a career high... named to the SEC Fall Academic Honor Roll... named the Joe Morrison Offensive Player of the Spring.

2021 (Redshirt Sophomore)

Played in nine games at Oklahoma, starting each of the first six... completed 140-of-187 passes for 1,483 yards with 11 touchdowns and five INTs... ranked first in the Big 12 and second nationally in completion percentage (74.9) and fourth in the Big 12 in passing efficiency rating (155.5)... matched his career high with 30 completions against Tulane when he threw for 304 yards in the season opener... tied a school record for TD passes in a half with five vs. Western Carolina... went 22-for-25 against Kansas State and completed 55 of his last 68 pass attempts (81 pct.).

2020 (Redshirt Freshman)

Davey O'Brien Award Semifinalist... named national freshman of the year by CBS Sports... became second OU quarterback to be named an FWAA Freshman All-American (Sam Bradford)... a first-team AP All-Big 12 selection and the organization's co-Big 12 newcomer of the year... an Academic All-Big 12 First Team honoree... started all 11 games... completed 214-of-317 passes for 3,031 yards and 28 touchdowns with seven interceptions... rushed 81 times for 160 yards and six TDs... passed for at least 200 yards in 10 games and for at least two TDs in nine contests... had 15 touchdown passes and just two interceptions in last seven games... his 92.5 passing grade by PFF ranked third nationally (behind BYU's Zach Wilson and Heisman finalist Mac Jones of Alabama)... ranked by PFF as nation's 13th-best player regardless of position... led nation's freshmen in passing touchdowns, passing offense (275.5 ypg) and total offense (290.1 ypg)... among all players who played at least six games, ranked eighth in passing TDs, ninth in yards per pass attempt (9.6), 10th in pass efficiency rating (172.6), 14th in completion percentage (67.5), 15th in passing offense and 16th in yards per completion (14.2)... completed 14 of 23 passes for 247 yards and three touchdowns, and rushed seven times for 40 yards and a score in Cotton Bowl win over No. 10 Florida... named Most Outstanding Player of Big 12 Championship after completing 22-of-34 passes for 272 yards and a touchdown and rushing for a 9-yard score in win over No. 8 Iowa State... accounted for five touchdowns (four passing, one rushing) in win over No. 14 Oklahoma State... completed 17-of-24 passes (71 pct.) for 301 yards, four TDs and no interceptions (good for his second-best passer rating of the season [231.2]) and rushed for a 9-yard score against OSU... named Davey O'Brien QB of the Week, Big 12 Offensive Player of the Week and Big 12 Newcomer of the Week following his performance vs. the Cowboys... registered 212 yards on 15 of 27 passing and a TD and rushed for a score in just over one half of play vs. Kansas... completed 21 of 30 passes for 288 yards and two touchdowns as Sooners mounted six consecutive scoring drives at Texas Tech... threw for 332 yards and two TDs (including a 61-yarder) on 13 of 22 passing at TCU... completed 23 of 35 passes for 209 yards and three TDs and rushed for a career-high 51 yards and a score on 14 carries in quadruple-overtime win over No. 22 Texas... was 15-of-22 for 135 yards and two TDs after halftime against the Longhorns... completed 25-of-36 passes for 300 yards and two TDs and rushed for 20 yards and a score at Iowa State... posted career highs of 30 completions, 41 attempts, 387 yards and four touchdowns vs. Kansas State... completed 14-of-17 passes for 290 yards and four touchdowns vs. Missouri State in first career start... became first Oklahoma freshman quarterback to throw four touchdown passes in first start... also set OU freshman records for passing efficiency rating (303.3), yards per completion (23.7) and yards per attempt (17.1) vs. MSU... his passing efficiency rating vs. Missouri State set a Big 12 freshman record and rated as the third highest in school history regardless of class.

2019 (Freshman)

Saw action in three games... completed 7-of-11 passes for 81 yards and a touchdown... ran three times for 23 yards... was 1-for-3 passing for eight yards and ran once for eight yards vs. No. 1 LSU in CFP Semifinal at the Peach Bowl... was 2 for 4 through the air for 23 yards vs. Texas Tech... completed all four pass attempts for 50 yards and his first career touchdown (9 yards) in collegiate debut vs. South Dakota... also ran for 15 yards on two carries in the contest.

HIGH SCHOOL

Graduated from Pinnacle High School in Phoenix, Ariz. in 2019... five-star recruit by 247Sports and Rivals and a four-star prospect by ESPN... the consensus No. 1 quarterback in the class of 2019... an All-American Bowl selection... led his team to the 7-on-7 title at The Opening... Elite 11 quarterback competition MVP... rated ninth overall in the 2019 class by 247Sports, 13th by Rivals and 29th by ESPN... touted as the No. 1 recruit in Arizona by 247Sports, ESPN and Rivals... threw for an Arizona state record 11,083 yards in his career with 116 passing touchdowns... ran for over 1,000 yards in his career with 14 rushing TDs.

PERSONAL

Spencer Michael Rattler was born Sept. 28, 2000... is an interdisciplinary studies major.

RATTLER'S STATISTICS

-PASSING-						
Year	GP/GS	C-A-I	Pct.	Yds	TD	Lg
2019	3/0	7-11-0	63.6	81	1	33
2020	11/11	214-317-7	67.5	3031	28	61
2021	9/6	140-187-5	74.9	1483	11	50
2022	13/13	264-399-12	66.2	3026	18	72
Total	36/30	625-914-24	68.4	7621	58	72

-RUSHING-						
Year	GP/GS	Att	Yds	Avg	TD	Long
2019	3/0	3	23	7.7	0	8
2020	11/11	81	160	2.0	6	25
2021	9/6	43	77	1.8	3	22
2022	13/13	73	46	0.6	3	17
Total	36/30	200	306	1.5	12	25

RATTLER'S HIGHS

Pass Attempts.....	46, 2022
Pass Completions.....	30, Three times: Last: Tennessee, 2022
Passing Yards.....	438, Tennessee, 2022
Passing TDs.....	6, Tennessee, 2022
Long Pass.....	72, Clemson, 2022
Rushing Attempts.....	14, Texas, 2020
Rushing Yards.....	51, Texas, 2020
Long Rush.....	23, Texas, 2020
Rushing TDs.....	1, 12 times



JAMIAN RISHER JR.

LB ♦ 6-2 ♦ 213 ♦ R-FR ♦ HS

**VARNVILLE, S.C.
(WADE HAMPTON)**

34



Walk-on linebacker who joined the squad in the summer following an on-campus tryout... listed as a redshirt freshman in his first season with the program.

2022 (Freshman)

Was a student on the South Carolina campus but was not a member of the football team.

HIGH SCHOOL

Graduated from Wade Hampton (Hampton, S.C.) High School in 2022... was a four-year starter for the Red Devils... played several positions throughout his prep career, including a stint at quarterback as a senior... selected to play in the Touchstone Energy North-South All-Star Football Game following his senior season where he started at free safety... named first-team All-Region after both his sophomore and junior seasons... earned Defensive Player of the Year honors in 2019... helped the Red Devils to the conference and region titles in both 2018 and 2019... coached by Rob Hanna and Jerry Brown... multi-sport athlete who also played basketball and competed in track & field.

PERSONAL

Full name is Jamian LaNorris Risher Jr.

ERIO RICE

WR ♦ 6-1 ♦ 197 ♦ R-SO ♦ SO

**COLUMBIA, S.C.
(A.C. FLORA)**

12



- ♦ 2022 SEC Fall Academic Honor Roll
- ♦ 2021-22 SEC First-Year Academic Honor Roll

Third-year wide receiver who adds depth to the unit as a walk-on... smart player who has some length and ability... has the potential to be one of the better walk-ons on the squad.

2022 (Redshirt Freshman)

Second-year wide receiver... worked with the scout team... did not see any game action... named to the SEC Fall Academic Honor Roll.

2021 (Freshman)

Walk-on wideout who worked with the scout team... did not see any game action... redshirted... named to the 2021-22 SEC First-Year Academic Honor Roll.

HIGH SCHOOL

Graduated from Columbia's A.C. Flora High School in 2021... caught 27 passes for 672 yards with nine touchdowns in his senior season for the Falcons... helped A.C. Flora to its first state title in 2020... logged seven receptions for 117 yards and two scores in the title game against North Myrtle Beach... coached by Dustin Curtis... named to the South Carolina Football Coaches Association 4A All-State team and was an all-region pick... also played basketball.

PERSONAL

Erio Rice was born March 28, 2003... is a sport and entertainment management major.

HUNTER ROGERS

LS ♦ 6-1 ♦ 202 ♦ R-JR ♦ 2L

**COLUMBIA, S.C.
(SPRING VALLEY)**

36



- ♦ 2022 Second-Team All-SEC (Coaches, Phil Steele)
- ♦ 2022 SEC Fall Academic Honor Roll
- ♦ 2021 SEC Fall Academic Honor Roll

Fourth-year long snapper who handles both the long- and short-snapping assignments... returning All-SEC performer... tremendous athlete and student... won the starting job by being persistent and consistent... excellent in punt coverage.

2022 (Redshirt Sophomore)

Third-year deep snapper who handled both the short- and long-snapping duties for the Gamecocks... played in all 13 games... named to the Coaches All-SEC Second Team and Second-Team All-SEC by Phil Steele... rushed one time for five yards in a designed fake in the win over Georgia State, picking up a first down that enabled the Gamecocks to score their first touchdown of the season... scored from 23-yards out on a fake field goal pass reception in the TaxSlayer Gator Bowl against Notre Dame... credited with three tackles on the season... named to the SEC Fall Academic Honor Roll... placed on scholarship following the regular season.

2021 (Redshirt Freshman)

Local product who did not play in the first eight games... took over the long snapping duties on punts midway through the season... made his first appearance against Florida in week nine, snapping to punter Kai Kroeger and held that position over the final five games... did not record any statistics... named to the SEC Fall Academic Honor Roll.

2020 (Freshman)

Reserve long snapper... did not see any game action... redshirted.

HIGH SCHOOL

Graduated from Columbia's Spring Valley High in 2020... was the deep snapper

for the Vikings, along with playing wide receiver... recorded 41 receptions for 563 yards with seven touchdowns as a senior for head coach Robin Bacon... earned a spot on the 2019 South Carolina football coaches first team 4A all-state squad as a specialist... played in the Blue-Grey All-American Game... competed at the Kohl's Senior Challenge... also played baseball.


PERSONAL

Hunter Julian Rogers was born Jan. 17, 2002... is a sport and entertainment management major.

BEN ROLLINS

WR ♦ 5-9 ♦ 162 ♦ R-JR ♦ SQ

INMAN, S.C. (CHAPMAN) **19**



◆ **2022 SEC Fall Academic Honor Roll**

Walk-on wide receiver who is in his fourth season with the squad.

2022 (Redshirt Sophomore)

Reserve wide receiver... worked with the scout team... did not see any game action... named to the SEC Fall Academic Honor Roll.

2021 (Redshirt Freshman)

Reserve wideout... worked with the scout team... did not see any game action.

2020 (Freshman)

Reserve walk-on freshman wide receiver who joined the team in the summer... did not see any game action.

HIGH SCHOOL

Graduated from Chapman High School in Inman, S.C., in 2020... helped the Panthers win the 2019 Class 3A state championship with a perfect 15-0 record... scored two touchdowns in the state finals... logged 45 receptions for 1,086 yards and 15 touchdowns as a senior... had 43 catches for 745 yards and eight touchdowns as a junior... coached by Mark Hodge... was an all-state shortstop on the baseball diamond... from the same high school that produced former Gamecock great Deebo Samuel.


PERSONAL

Ben Elijah Rollins was born June 21, 2002... is an interdisciplinary studies major.

TYSHAWN RUSSELL

WR ♦ 6-0 ♦ 174 ♦ FR ♦ HS

HARRISBURG, Pa. (BISHOP McDEVITT) **21**



True freshman wide receiver who joined the team in the summer... blessed with excellent speed.


HIGH SCHOOL

Graduated from Bishop McDevitt High School in Harrisburg, Pa. in 2023... helped the Crusaders to the 2022 4A PIAA state championship... finished his senior season with 61 catches for 1,334 yards and 22 touchdowns... coached by Jeff Weachter... did not play wide receiver until his senior year of high school... played cornerback and safety as a junior, collecting 29 tackles with two interceptions... rated as the 24th-best player in the state and the 147th-best wide receiver in the nation by 247Sports Composite... ranked as the 25th-best player in the state and the 53rd-best "athlete" in the nation by On3 Composite... ESPN rated him as the 25th-best player in Pennsylvania and the No. 142 wide receiver in the country.

LONDON SAMSON

WR ♦ 6-0 ♦ 191 ♦ R-FR ♦ SQ

SOUTHLAKE, TEXAS (SOUTHLAKE CARROLL) **82**



◆ **2022-23 SEC First-Year Academic Honor Roll**

Redshirt freshman wide receiver who had a good summer and worked hard in the weight room to gain some weight... considered a good route runner... a candidate to work his way into the regular rotation this fall.

2022 (Freshman)

True freshman wide receiver... primarily worked with the scout team... put together some good practices leading up to the bowl game and saw his first action in the TaxSlayer Gator Bowl... did not record any statistics... redshirted... named to the SEC First-Year Academic Honor Roll.

HIGH SCHOOL

Graduated from Southlake (Texas) Carroll High School in 2022... had 48 catches for 864 yards and 13 touchdowns in 10 games as a senior... the Dragons posted a 14-1 record and reached the Class 6A D1 state semifinals in 2021 under head coach Riley Dodge... invited to play in the 2022 All-American Bowl... named the 2020 Texas District 4-6A Offensive Player of the Year... helped Southlake Carroll reach the Class 6A-Division I state championship game as a junior after catching 74 passes for 1,281 yards and 15 touchdowns... also competed in track & field as a sprinter and jumper... considered the 57th-best prospect in the Lone Star state, the 57th-best wide receiver in the country and No. 414 overall in the 247Sports Composite... ranked 35th in the state of Texas, the 34th-best wide receiver prospect and No. 237 in the Rivals250.


PERSONAL

Landon Jon Samson was born October 25, 2002... is a sport and entertainment management major.

T.J. SANDERS

DT ♦ 6-5 ♦ 298 ♦ R-SO ♦ 1L

MARION, S.C. (MARION) **90**



◆ **2023 Rex Enright Defensive Player of the Spring**

◆ **2023 co-South Carolina Spirit Award - Defense**

Talented defensive lineman who continues to improve... big, athletic player who will push to be an every-down guy in the fall... leader in the room... has appeared in 14 games over the past two seasons... turned in an impressive spring session when he was recognized as the Rex Enright Defensive Player of the Spring and shared the Spirit Award for the defense with Alex Huntley.

2022 (Redshirt Freshman)

Appeared in 12 games... did not play against Charlotte... credited with 16 tackles including 1.0 sack, a pass breakup and two quarterback hurries... posted his first career tackle against Arkansas, first pass breakup against Georgia and first quarterback hurry of the season in the win over South Carolina State... also had a QB hurry at Vanderbilt... credited with a tackle in each of the final seven games... had three tackles including his first sack and tackle for loss at Florida... put together a solid TaxSlayer Gator Bowl game against Notre Dame with a career-high four stops.

2021 (Freshman)

True freshman defensive lineman who saw action in two contests... appeared in both the season opener against Eastern Illinois and in the season finale against North Carolina in the Duke's Mayo Bowl... credited with a quarterback hurry versus EIU... redshirted in his first season with the Garnet & Black.

HIGH SCHOOL

Played defensive tackle and tight end at Marion (S.C.) High School, graduating in 2021... helped the Swamp Foxes reach the Class 2A state championship game as a senior in 2020... named the HSSR-SCHSL AA Defensive Player of the Year... posted 26 tackles with five tackles for loss and a pair of sacks as a junior in 2019... coached by Randall State... also played basketball... averaged a double-double on the hardwood as a junior, earning 6-3A Player of the Year accolades... rated as the eighth-best player in South Carolina, the 40th-best defensive tackle in the country and No. 662 overall by 247Sports Composite... Rivals ranked him as the seventh-best player in the state.

PERSONAL

Tanaeri J. Sanders was born July 30, 2003... is a criminology and criminal justice major.


SANDERS' HIGHS	
Tackles.....	4, Notre Dame, 2022
Sacks.....	1.0, Florida, 2022
Tackles for Loss.....	1.0, Florida, 2022
QB Hurries.....	1, twice: South Carolina St., 2022, Vanderbilt, 2022

SANDERS' STATISTICS											
Year	GP/GS	UT	AT	TT	TFL	QBS	INT	PBU	QBH	FF	FR
2021	2/0	0	0	0	0.0-0	0.0-0	0	0	1	0	0
2022	12/0	6	10	16	1.0-6	1.0-6	0	1	2	0	0
Total	14/0	6	10	16	1.0-6	1.0-6	0	1	3	0	0

KAMRON SANDLIN

TE ♦ 6-3 ♦ 214 ♦ FR ♦ HS

ANNISTON, ALA. (ANNISTON)



33

True freshman who is penciled in as a tight end in his first season at Carolina... excellent athlete with versatile skills who provides some position flexibility... played quarterback in high school, so used to having the ball in his hands.


HIGH SCHOOL

Graduated from Anniston (Ala.) High School in 2023... played quarterback... helped the Bulldogs to an 11-1 record and into the third round of the state 4A playoffs... coached by Rico White... rated as the No. 34 player in the state of Alabama, the 83rd-rated "athlete" in the country and No. 974 overall according to 247Sports Composite... ranked as the 38th-best in the state, the 53rd-best tight end in the nation and No. 977 overall in the On3 Consensus... considered the 35th-best player in Alabama and the 101st-best "athlete" in the nation by ESPN.

ZAHBARI SANDY

DB ♦ 6-2 ♦ 215 ♦ FR ♦ HS

WASHINGTON, D.C. (ST. JOHN'S COLLEGE)



25

True freshman defensive back who joined the team in the summer... coming off a knee injury in high school... will compete for duty in the secondary and on special teams in his first season with the Garnet & Black.


HIGH SCHOOL

Graduated from St. John's College in Washington, D.C. in 2023... was the first public commit for the class of 2023 for the Gamecocks... helped the Cadets go 8-4 in his senior season including a win over DeMatha in the Washington Catholic Athletic Conference Capital Division championship game... coached by Gary Fasching... rated the fourth-best player in the District of Columbia, the 58th-best safety in the country and No. 624 overall according to 247Sports Composite... ranked as the fourth-best player in D.C., the 57th-best safety in the country and No. 602 overall by On3 Consensus... ESPN considered him the fifth-best player in D.C. and the 69th-best cornerback in the nation.

LANNORRIS SELLERS

QB ♦ 6-3 ♦ 245 ♦ FR ♦ HS

FLORENCE, S.C. (SOUTH FLORENCE)



16

True freshman signal-caller who graduated from high school at the semester and enrolled at Carolina in January... went through his first spring drills... athletic quarterback with excellent speed who impressed the coaches with his skill set... talented player with a tremendous upside... hard worker with a long attention span and obsessed with the details... will push for early playing time in his Gamecock career.

HIGH SCHOOL

Graduated from South Florence (S.C.) High School in December, 2022... the lone quarterback signed by the Gamecocks in the 2023 class... threw for 2,948 yards (150-for-258) with 45 touchdowns and only two interceptions while rushing for 1,338 yards and 17 touchdowns as a senior, leading the Bruins to a 4A state championship... named the Florence Morning News Player of the Year... was a finalist for the state's Mr. Football... coached by Drew Marlowe... named offensive MVP in the Shrine Bowl of the Carolinas after leading the Sandlappers to the win by completing 9-of-13 passes for 121 yards and one touchdown... also rushed for 41 yards on 12 carries... ranked as the No. 4 prospect in the state, the 16th-best quarterback in the country and No. 246 overall in the 247Sports Composite... considered the fourth-best player in South Carolina, the 19th-best quarterback in the land and No. 348 overall in the On3 Consensus... ESPN rated him the No. 4 prospect in the state and the eighth-best dual-threat quarterback in the country and No. 293 on the ESPN300.

PERSONAL


Lannorris M. Sellers was born June 23, 2005... has not yet declared a major field of study.



JATAVIUS SHIVERS

OL ♦ 6-6 ♦ 315 ♦ FR ♦ HS

VILLA RICE, GA. (VILLA RICE)



50

True freshman offensive lineman who joined the team in the summer... penciled in to provide depth at tackle in his first season in Columbia.


HIGH SCHOOL

Graduated from Villa Rica (Ga.) High School in 2023... coached by Tim Barron... the Wildcats went 4-6 in Class AAAAA in 2022... worked at both right tackle and left tackle in a run-heavy spread offense in 2021... earned Georgia Region 6-AAAAA second-team honors... considered the 84th-best player in the state of Georgia, the 62nd-best offensive tackle in the country and No. 849 overall according to 247Sports Composite... ranked as the 80th-best player in the state, the 50th-best offensive tackle in the land and No. 819 overall by On3 Consensus... ESPN rated him the 101st-best player in Georgia and the 84th-best offensive tackle in the country.

ZAVIER SHORT

WR ♦ 6-2 ♦ 212 ♦ R-FR ♦ SQ

CHAPIN, S.C. (CHAPIN) **22**



◆ **2022 SEC First-Year Academic Honor Roll**

Second-year player who figures to work at wide receiver after initially coming to South Carolina as a tight end... versatile, tough and crafty... expected to add depth and could help on special teams if fully healthy.

2022 (Freshman)

True freshman who joined the team as a tight end... showed flashes early in fall camp but was limited for much of the fall due to injury... did not see any game action... redshirted... named to the SEC First-Year Academic Honor Roll.

HIGH SCHOOL

Graduated from Chapin (S.C.) High School in 2022 where he played wide receiver... selected for the Shrine Bowl and the Touchstone Energy Cooperatives Bowl in Myrtle Beach... is the all-time leading receiver at Chapin with 217 catches for 3,391 yards... led the Eagles with 67 catches for 1,038 yards and 14 touchdowns in 2021 when they went 8-4 in 2021 under head coach Justin Gentry... considered the 23rd-best player in the Palmetto state and the 190th-best wide receiver in the country, according to 247Sports Composite.


PERSONAL

John Xavier Short was born March 30, 2004... is a sport and entertainment management major.

JOSHUA SIMON

TE ♦ 6-4 ♦ 238 ♦ GR ♦ TR

DALZELL, S.C. (CRESTWOOD/WESTERN KENTUCKY) **6**



- ◆ **2023 Gamecock Toughness Award - Offense**
- ◆ **2022 Second-Team Conference USA**
- ◆ **2020 Third-Team Conference USA (Phil Steele)**
- ◆ **2020 Honorable Mention Conference USA**
- ◆ **2019 Honorable Mention Conference USA**
- ◆ **2019 All-Freshman Conference USA**
- ◆ **2019 Second-Team Freshman All-America (The Athletic)**

Graduate transfer from Western Kentucky... figures to compete for a starting role at tight end in a completely revamped room... experienced player who has played a lot of Division I football... brings leadership, value in the pass game and toughness in the run game... made 26 starts for the Hilltoppers over the past four seasons... caught 86 passes for 1,146 yards with 16 touchdowns... his 86 career receptions ranked third in WKU history for a tight end... scored a WKU school-record 16 touchdowns by a tight end... was an All-CUSA performer in three seasons... earned the Gamecock Toughness Award for the offense in the spring of 2023.

2022 (Redshirt Junior)

Played in all 14 games, making seven starts for WKU... earned second-team All-Conference USA honors... caught 20 passes for 273 yards with seven TDs... caught two passes for 49 yards and a pair of scores at Auburn... had a season-high four catches at Middle Tennessee... caught three passes for a season-high 55 yards against FIU... had a season-long 47-yard TD reception at Hawaii.

2021 (Junior)

Played just one game due to a season-ending injury in the season opener... in that game versus UT Martin, he caught three passes for 73 yards and two touchdowns... redshirted.

2020 (Sophomore)

Started all 12 games in his second campaign, making 33 receptions for 370 yards and three touchdowns... earned 2020 Conference USA Honorable Mention and Phil Steele All-CUSA Third Team honors... had multiple catches in 9-of-12 games, including a season-high six at UAB... reached the 80-yard mark twice, with 81 yards against the Blazers and a season-high 84 in the Lending-Tree Bowl vs. Georgia State... led the Hilltoppers with five "explosive" catches of 20+ yards, including a season-long 40-yard grab against the Panthers.

2019 (Freshman)

True freshman who appeared in all 13 games for the Hilltoppers, including six starts... earned Conference USA Honorable Mention honors and was named to the C-USA All-Freshman team... earned a spot on The Athletic Freshman Second-Team All-America unit... logged 30 receptions for 430 yards and four touchdowns in his debut season on The Hill... had one score in each of his first four games, as four of his first eight collegiate catches went for six points... his 77-yard touchdown catch-and-run vs. Louisville was a season-high... put up season-highs of six receptions for 106 yards in WKU's First Responder Bowl victory... was the only tight end in the nation to have 100+ yards in a 2019-20 bowl game.

HIGH SCHOOL

Graduated from Crestwood High School in Sumter, S.C. in 2019... played for Knights' head coach Roosevelt Nelson... was invited to the Progress Energy Bowl North-South All-Star Game after his senior season... rated as the 44th best prospect in the state.

PERSONAL

Joshua L. Simon was born Nov. 27, 2000... earned a bachelor's degree in sport management from Western Kentucky.

SIMON'S STATISTICS						
Year	GP/GS	Rec	Yds	Avg	TD	Long
2019*	13/6	30	430	14.3	4	77
2020*	12/12	33	370	11.2	3	40
2021*	1/1	3	73	24.3	2	45
2022*	14/7	20	273	13.7	7	47
Total*	40/26	86	1146	13.3	16	77


*-Western Kentucky

SIMON'S HIGHS	
Receptions.....	6, twice: Western Michigan, 2019 & UAB, 2020
Yards Receiving.....	105, Western Michigan, 2019
Long Reception.....	77, Louisville, 2019
Receiving TDs.....	2, twice: UT Martin, 2021 & Auburn, 2022

DQ SMITH

DB ♦ 6-1 ♦ 214 ♦ SO ♦ 1L

COLUMBIA, S.C. (SPRING VALLEY) **1**



- ◆ **2023 co-Jim Carlen Special Teams Player of the Spring**
- ◆ **2022 Third-Team Freshman All-America (CollegeFootballNews)**

Sophomore defensive back who looks to build off a successful freshman campaign... can play Nickel or either safety spot... provide leadership and consistency with the group despite being an underclassman... shared the Jim Carlen Special Teams Player of the Spring award with Juju McDowell.

2022 (Freshman)

True freshman defensive back who saw action in all 13 games making 11 starts... started each of the final 11 games of the season, the first eight at Nickel and the final three at safety... earned a spot on the CFN Freshman All-American Third-Team... ranked fourth on the squad with 54 tackles including 40 solo stops... credited with a sack, one tackle for loss, two interceptions, five pass breakups, two quarterback hurries and a forced fumble... scored two touchdowns... accounted for one of the two special teams touchdowns against Georgia State, returning a blocked punt 26 yards for the score... notched his first career interception in the win over Charlotte... picked up his first collegiate sack and recorded his first career forced fumble in the win over Vanderbilt... tied Marcellas Dial with a team-high nine tackles in the win over Tennessee, setting a new career high... returned an interception 47 yards to paydirt in the TaxSlayer Gator Bowl against Notre Dame.

HIGH SCHOOL

Graduated from Columbia's Spring Valley High School in 2022... played quarterback for the Vikings... coached by Robin Bacon... played defensive back as a freshman and in middle school before concentrating at quarterback later in

his high school career... as a senior in 2021, threw for just over 1,600 yards and 14 touchdowns, and rushed for more than 500 and 14 TDs... also ran track.

PERSONAL

DeQuandre Jawuan Smith was born Feb. 24, 2004... is a retailing major.

SMITH'S HIGHS

Tackles.....	9, Tennessee, 2022
Sacks.....	1.0, Vanderbilt, 2022
Tackles for Loss.....	1.0, Vanderbilt, 2022

SMITH'S STATISTICS

Year	GP/GS	UT	AT	TT	TFL	QBS	INT	PBU	QBH	FF	FR
2022	13/11	40	14	54	1.0-3	1.0-3	2	5	2	1	0



DAVID SPAULDING

DB ♦ 6-1 ♦ 198 ♦ R-SR ♦ 2L

RICEBORO, GA. (BRADWELL INSTITUTE/GA. SOUTHERN) 29



- ◆ 2022 SEC Fall Academic Honor Roll
- ◆ 2021-22 SEC First-Year Academic Honor Roll
- ◆ 2021 SEC Fall Academic Honor Roll

Fifth-year player who is in his third year in Columbia after spending two seasons at Georgia Southern... was limited in the spring and he rehabbed from a foot injury... has flexibility position-wise... if healthy, will contend for a starting role at Nickel... a playmaker who brings positive energy... has appeared in 25 career games with seven starts, including 17 games in a Gamecock uniform.

2022 (Redshirt Junior)

Fourth-year defensive back... played in just four games, making a pair of starts, due to injury... played in the season-opener, then missed the next four games... made back-to-back starts against Kentucky and Texas A&M and also appeared in the Missouri game midseason... sidelined for the final five games of the season with an injury... tied a career high with five tackles at Kentucky... also forced his second career fumble and hauled in his first interception of the season in the win over the Wildcats... named to the SEC Fall Academic Honor Roll.

2021 (Redshirt Sophomore)

Transfer defensive back from Georgia Southern who enrolled at Carolina in January and went through spring drills... appeared in all 13 games, making five starts while splitting time at the nickel position with Carlins Platel... earned the starting assignment against Eastern Illinois, East Carolina, Kentucky, Troy and Tennessee... credited with 21 tackles... logged three pass breakups... returned an interception 74 yards for a touchdown in the win over Troy... also had a career-high five stops against the Trojans... forced a fumble against Kentucky... named to the SEC Fall Academic Honor Roll and 2021-22 SEC First-Year Academic Honor Roll... did not practice in the spring while recovering from off-season surgery.

2020 (Redshirt Freshman)

Played in eight games as a cornerback for Georgia Southern and head coach Chad Lunsford... saw action on 59 total snaps, 45 on defense and 14 on special teams... recorded seven tackles along with a pass break up and an interception... notched a pass breakup at Georgia State... highlight of his season came when he returned an interception 28 yards for the opening score against Appalachian State... finished with four tackles against the Mountaineers.

2019 (Freshman)

True freshman defensive back at Georgia Southern... did not see any game action... redshirted... earned a spot on the Honor Roll in the spring.

HIGH SCHOOL

Graduated from the Bradwell Institute in Hinesville, Ga., in 2019... played both ways for the Tigers... had 43 tackles and a pair of interceptions as a senior... caught 20 passes for 318 yards and a pair of scores... an All Region 2-6A first-team selection... a first-team selection to the All-Greater Savannah football team as selected by *The Savannah Morning News*... rated as the No. 86 cornerback in the country and the No. 90 player in the state of Georgia by 247Sports... ranked the No. 104 player in the state by Rivals... a member of the Big 22 Preseason Football Squad, as selected by WJCL in Savannah.

PERSONAL

David Devontae Spaulding was born June 5, 2001... earned a bachelor's degree in sociology.

SPAULDING'S HIGHS

Tackles.....	5, Troy, 2021
Tackles for Loss.....	1.0, Twice: Last: Kentucky, 2022

SPAULDING'S STATISTICS

Year	GP/GS	UT	AT	TT	TFL	QBS	INT	PBU	QBH	FF	FR
2019*						-Did Not Play-					
2020*	8/0	4	3	7	0.0-0	0.0-0	1	1	0	0	0
2021	13/5	13	8	21	1.0-7	0.0-0	1	3	0	1	0
2022	4/2	5	2	7	1.0-8	0.0-0	1	3	0	1	0
Total	25/7	22	13	35	2.0-15	0.0-0	3	7	0	2	0

*-Georgia Southern

JORDAN STRACHAN

EDGE ♦ 6-5 ♦ 243 ♦ S-SR ♦ 1L

KINGSLAND, GA. (CAMDEN COUNTY/GEORGIA STATE) 7



- ◆ 2022 Most Improved Player of the Spring - Special Teams
- ◆ 2021 Nutrition Award
- ◆ 2020 Third-Team All-Sun Belt
- ◆ 2019 Sun Belt Conference Honor Roll

Second-year "Super Senior" who petitioned the NCAA for a seventh year of eligibility after suffering season-ending injuries early in two seasons... in his third year with the Gamecocks after transferring from Georgia State, where he began his career as a walk-on under the tutelage of former Gamecock coach Shawn Elliott... figures to be a key contributor if healthy in 2023... led the nation in sacks in 2020 and owns 14.5 career sacks... has appeared in 38 career contests, making 17 starts while recording 110 tackles, including 24.5 TFLs.

2022 (Super Senior)

EDGE rusher who started each of the first two contests... totaled 10 tackles including 3.0 tackles for loss and a sack... tied his career high with six tackles at Arkansas, including 1.5 tackles for loss and 1.0 sack, before leaving the contest with a season-ending torn ACL injury... named the Most Improved Special Teams player of the spring.

2021 (Redshirt Senior)

Played in all 13 games in his first season in Columbia... recorded 22 tackles, with 6.0 tackles for loss and 3.0 sacks... credited with a pair of pass breakups and five quarterback hurries... had a season-high four tackles, including a TFL and QB hurry at Texas A&M... intercepted a pass against Vanderbilt, returning it 44 yards... logged 1.5 tackles for loss in the bowl win over North Carolina... a Nutrition Award winner as selected by the coaching staff... enrolled in January and went through spring drills, but was hampered by a hamstring injury.

2020 (Redshirt Junior)

Returned to the lineup at outside linebacker after suffering a knee injury in 2019... earned third-team All-Sun Belt Conference honors... tied for first in FBS with a school-record 10.5 sacks... average of 1.05 sacks per game ranked seventh in the nation and fourth among players with at least six games played... also set the school record with 14.0 tackles for loss, ranking second in the Sun Belt with 1.4 TFLs per game... tied for the Sun Belt lead with two fumble

recoveries and was second with three forced fumbles... part of a Georgia State defense that set a school record with 35 sacks... started all 10 games, totaling 41 tackles... made a big play at Arkansas State with a sack and forced fumble that teammate Blake Carroll picked up and returned 74 yards for a touch-down... named the Sun Belt Defensive Player of the Week for the win at Troy after logging three tackles for loss, including 2.5 sacks, two fumble recoveries and one forced fumble... got a strip-sack and recovered at the Troy 8-yard line to set up a TD and returned his other fumble recovery 63 yards... collected a career-high six tackles against Appalachian State... had two sacks and three tackles for loss at South Alabama... had a strip-sack, forcing a fumble that GSU recovered, with two minutes left against Georgia Southern to help seal the victory... finished the season with 1.5 sacks vs. WKU in the LendingTree Bowl victory... nominated for the Bursworth Trophy... named to the Athletic Director's Honor Roll in the spring.

2019 (Redshirt Sophomore)

Suffered a season-ending knee injury in the opening game at Tennessee... named to the Athletic Director's Honor Roll in the fall and the Sun Belt Conference's Honor Roll.

2018 (Redshirt Freshman)

Played in every game for the Panthers... made four starts at outside linebacker, sharing the position with senior Michael Shaw... credited with 36 tackles... recovered a fumble in season-opening win over Kennesaw State... broke up a pass the following game at NC State... notched a season-high five tackles versus Western Michigan... had four stops against Coastal Carolina... named to the Athletic Director's Honor Roll in the fall.

2017 (Freshman)

Joined the Georgia State program as a walk-on... took a redshirt year, during which he moved from safety to outside linebacker.

HIGH SCHOOL

Standout defender who graduated from South Georgia prep power Camden County in 2017... named first-team All-Region 1-A in Georgia's largest classification as a senior.

PERSONAL

Jordan DeSean Strachan was born Nov. 26, 1998... earned a bachelor's degree in interdisciplinary studies.

STRACHAN'S HIGHS

Tackles.....	6, Appalachian State, 2020
Sacks.....	2.5, Troy, 2020
Tackles for Loss.....	3.0, twice: Troy, 2020; South Alabama, 2020
Interceptions.....	1, Vanderbilt, 2021
Fumble Recoveries.....	2, Troy, 2020

STRACHAN'S STATISTICS

Year	GP/GS	UT	AT	TT	TFL	QBS	INT	PBU	QBH	FF	FR
2017*						-DNP-					
2018*	12/4	17	19	36	1.5-6	0.0-0	0	1	1	0	1
2019*	1/1	1	0	1	0.0-0	0.0-0	0	0	0	0	0
2020*	10/10	24	17	41	14.0-64	10.5-59	0	0	4	3	2
2021	13/0	15	7	22	6.0-35	3.0-24	1	2	5	0	0
2022	2/2	5	5	10	3.0-11	1.0-8	0	0	0	0	0
Total	38/17	62	48	110	24.5-116	14.5-81	1	3	10	3	3

*-Georgia State

VICARI SWAIN

DB ♦ 6-1 ♦ 183 ♦ FR ♦ HS

CARROLLTON, Ga. (CENTRAL)

16



True freshman defensive back who will have an opportunity to earn playing time in the secondary and on special teams in his first season.

HIGH SCHOOL

Defensive back who played at Central High School in Carrollton, Ga... racked up nearly 2,000 receiving yards and 17 career touchdown receptions with 13 interceptions over his prep career... coached by Darius Smiley... scored 10 total TDs as a senior for the Trojans in 2022 with seven receiving, two interception returns, and one kickoff return... caught 41 passes for 660 yards, credited with 43 tackles, six interceptions, one forced fumble, two fumble recoveries,

and two kick blocks... played a major role in Carrollton Central's 8-4 campaign and Georgia 4A second-round playoff appearance... named the 2021 Region 7-AAAA Athlete of the Year... got snaps on both sides of the ball for a Carrollton (Ga.) Central squad that went 5-6... caught 47 passes for 855 yards and eight touchdowns, credited with 28 tackles and six interceptions (three returned for touchdowns)... played in all three phases as a sophomore in 2020... posted 10 catches for 212 yards with two touchdowns and had one interception... also plays baseball... rated the 14th-best prospect in Georgia, the sixth-best "athlete" in the country and No. 180 overall, according to the 247Sports Composite... considered the 17th-best player in the state, the seventh-best "athlete" in the country and No. 214 on the On3 Consensus... listed as the 18th-best player in the Peach State, the 14th best "athlete" in the nation and No. 210 overall on the ESPN300.

CHASE SWEIGART

OL ♦ 6-6 ♦ 298 ♦ R-FR ♦ SO

CHAPIN, S.C. (CHAPIN)

67



Walk-on offensive lineman who is in his second season with the squad... combo guard/tackle who adds depth to the unit.

2022 (Freshman)

True freshman walk-on who worked with the scout team in his first season in the Garnet & Black... did not see any game action... redshirted.

HIGH SCHOOL

Graduated from Chapin (S.C.) High School in 2022... was the anchor of the Eagles' offensive line while playing tackle for head coach Justin Gentry... was an all-state selection as a senior... played in the Touchstone Energy Cooperatives Bowl... ranked as the No. 33rd prospect in South Carolina by 247Sports Composite and the No. 182-ranked offensive tackle in the class of 2022.

PERSONAL

Chase Hansen Sweigart was born September 15, 2003... is a sport and entertainment management major.

BRYAN THOMAS JR.

EDGE ♦ 6-2 ♦ 232 ♦ SO ♦ 1L

WINDERMERE, Fla. (FOUNDATION ACADEMY)

46



Sophomore EDGE rusher who has shown a burst... has an opportunity to see more regular duty in 2023 after getting limited action in 10 games in 2022.

2022 (Freshman)

True freshman EDGE rusher who saw action in 10 contests... did not appear in the first three games of the season, then saw action in each of the final 10 regular season contests... credited with six tackles and two quarterback hurries... notched three tackles each against South Carolina State and Florida.

HIGH SCHOOL

Graduated from Foundation Academy in Winter Garden, Fla. in 2022... the Lions went 7-4 in his senior season of 2021... logged 70 tackles with 25 tackles for loss and 11.0 sacks as a senior... forced three fumbles and recovered one... also carried the ball 23 times for 188 yards and two TDs... coached by Andre Walker... considered the 128th-best player in Florida, the 57th-best EDGE rusher in the country and No. 964 overall in the 247Sports Composite.

PERSONAL

Bryan Tyjuan Thomas Jr. was born June 28, 2004... is a sport and entertainment management major... father, Bryan Thomas, was a first-round NFL Draft pick in 2002... spent 10 seasons with the New York Jets totaling 442 tackles and 33.5 sacks and was an assistant coach on the staff at Foundation.

THOMAS' HIGHS

Tackles.....3, Twice:
South Carolina State, 2022 & Florida, 2022

THOMAS' STATISTICS

Year	GP/GS	UT	AT	TT	TFL	QBS	INT	PBU	QBH	FF	FR
2022	10/0	3	3	6	0.0-0	0.0-0	0	0	2	0	0

D.J. TWITTY

RB ♦ 6-0 ♦ 221 ♦ S-SR ♦ SQ

INMAN, S.C. (CHAPMAN/EAST TENNESSEE STATE) 27



Sixth-year transfer walk-on running back from East Tennessee State who is in his second season with the Gamecocks after joining the squad in January of 2022... adds a veteran presence to the running back room... was with the Bucs' program for four years.

2022 (Redshirt Senior)

Reserve running back who did not see any game action in the regular season... converted to tight end during the bowl practices to add depth at the position and entered the TaxSlayer Gator Bowl against Notre Dame tight end... did not record any statistics.

2021 (Redshirt Junior)

Saw action in seven contests for East Tennessee State... rushed seven times for 36 yards, with a long of 15... best game came against Virginia when he rushed four times for 27 yards, including a 15-yard dash... helped the Bucs to an 11-2 record, including a 7-1 mark in the SoCon... ETSU lost in the second round of the FBS playoffs to eventual national champion North Dakota State.

2020 (Redshirt Sophomore)

Season was played in the spring of 2021 due to the COVID-19 pandemic... appeared in all six games for ETSU... carried the ball three times for seven yards.

2019 (Redshirt Freshman)

Made six appearances... carried the ball six times for 43 yards... registered a career-high four attempts for 22 yards against Shorter... also logged a pair of carries for 21 yards against Appalachian State, including a career-long 19-yard burst.

2018 (Freshman)

Redshirted as a true freshman at East Tennessee State.

HIGH SCHOOL

Graduated from Chapman High School in Inman, S.C. in 2018... was a four-year letterwinner for head coach Mark Hodge... helped the Panthers to the 2017 state championship... set school records for rushing yards, rushing touchdowns and single-game rushing... finished his career with over 6,000 rushing yards and 70 touchdowns, including 2,072 yards and 32 scores as a senior.

TWITTY'S STATISTICS

Year	GP/GS	Att	Yds	Avg	TD	Long
2018*			-DNP-			
2019*	6/0	6	43	7.2	0	19
2020*	6/0	3	7	2.3	0	4
2021*	7/0	7	36	5.1	0	15
2022	1/0	0	0	-	0	-
Total*	19/0	16	86	5.4	0	19

*-East Tennessee State

TWITTY'S HIGHS

Carries4, twice:
Shorter, 2019 & Virginia, 2021
Yards Rushing.....27, Virginia, 2021
Long Rush.....19, Appalachian State, 2019

PERSONAL

D.J. Twitty was born Oct. 2, 1999... earned a degree from East Tennessee State University... uncle, Derrick, played football at Howard University.

DESMOND UMEOZULU

EDGE ♦ 6-6 ♦ 246 ♦ FR ♦ HS

UPPER MARLBORO, Md. (C.H. FLOWERS) 9



True freshman EDGE rusher who graduated from high school at the end of the semester, enrolled at South Carolina in January and went through spring drills...has great length... has an opportunity to see some early playing time in his Gamecock career.

HIGH SCHOOL

EDGE rusher from C.H. Flowers High School in Springdale, Md... played tight end and defensive end... led the Jaguars to a 13-1 record and a spot in the 4A state championship game as a senior... coached by Dameon Powell... as a junior, helped the Jaguars to an 11-2 record and a spot in the Maryland 4A state semifinals... selected to play in the Under Armour All-America game... ranked as the third-best prospect in Maryland, the 21st-best EDGE rusher and No. 144 overall in the 247Sports Composite... rated as the third-best player in the state, the 18th-best EDGE rusher in the nation and No. 148 overall by On3 Composite... considered the third best player in Maryland, the 14th-best defensive end in the country and No. 114 on the ESPN300.

PERSONAL

Desmond C. Umeozulu was born ... has not declared a major field of study.

CAMPBELL VANDIVER

OL ♦ 6-7 ♦ 267 ♦ FR ♦ HS

BRENTWOOD, TENN. (LIPSCOMB ACADEMY) 68



True freshman walk-on offensive lineman... joined the team in the summer... slated to work at the tackle position.

HIGH SCHOOL

Graduated from Lipscomb Academy in Nashville, Tenn. in 2023... played offensive tackle... coached by Trent Dilfer... the Mustangs posted a perfect 13-0 record and a Division II Class AA state title in 2022... also played baseball for the Mustangs.

LUKAS VOZEH

TE ♦ 6-4 ♦ 256 ♦ FR ♦ HS

FRANKLIN LAKES, N.J. (IMG ACADEMY) 80



Walk-on tight end who joined the squad in January after graduating from high school at the end of the semester... will add depth to the tight end room in his first season in the Garnet & Black.


HIGH SCHOOL

Graduated from IMG Academy in Bradenton, Fla. in December 2022... helped the Ascenders to an 8-1 record as a senior in 2022.

PERSONAL

Lukas A. Vozeh was born June 2, 2005... has not yet selected a major field of study.

MAC WALTERS
OL ♦ 6-6 ♦ 290 ♦ R-FR ♦ SQ
MYRTLE BEACH, S.C. (MYRTLE BEACH) **66**



Walk-on offensive lineman who is still learning the position after being more of a wrestler in high school... shows good athletic ability and toughness... has gained some good weight... adds depth at the guard and center positions.

2022 (Freshman)

True freshman offensive lineman... worked with the scout team... redshirted.


HIGH SCHOOL

Graduated from Myrtle Beach (S.C.) High School... earned all-region honors on the gridiron as an offensive guard... coached by Mickey Wilson... participated in wrestling, lacrosse and track & field in addition to football with the Seahawks... served as a captain for both the football and wrestling teams... was a standout on the wrestling mat, reaching the state championship in the Class AAAA 285-pound weight division as a senior... was a member of the National Technical Honor Society.

PERSONAL

McNamee Scott Walters was born Dec. 11, 2003... is in the pre-business program.

TYSHAWN WANNAMAKER
OL ♦ 6-3 ♦ 290 ♦ R-JR ♦ 2L
ST. MATTHEWS, S.C. (CALHOON COUNTY) **62**



- ◆ 2023 NFF Hampshire Honor Society
- ◆ 2022 SEC Fall Academic Honor Roll
- ◆ 2021 Freshman All-SEC (Coaches)
- ◆ 2021 SEC Fall Academic Honor Roll
- ◆ 2020 SEC First-Year Academic Honor Roll

Fourth-year offensive lineman... good energy guy who can play tackle or guard... athletic, big body with great mass... has some powerful explosion... has appeared in 20 contests, making 11 starts, all at right tackle, during his career... nicknamed "Scooter"... became a member of the 2023 NFF Hampshire Honor Society.

2022 (Redshirt Sophomore)

Third-year offensive lineman who appeared in six games, making four starts... appeared in the season-opener against Georgia State... moved into the starting lineup at right tackle against Georgia in week 3 following an injury to Dylan Wonnum... started in three-consecutive games, earning the nod against Georgia, Charlotte and South Carolina State... also saw action at Florida before starting at right tackle again in the TaxSlayer Bowl game against Notre Dame... named to the SEC Fall Academic Honor Roll.

2021 (Redshirt Freshman)

Redshirt freshman who played in all 13 games, making seven starts at the right tackle position... named to the Freshman All-SEC by the league's 14 coaches... moved into the starting lineup midway through the season following an injury to Dylan Wonnum, and held that position throughout the remainder of the season... named to the SEC Fall Academic Honor Roll.

2020 (Freshman)

True freshman who enrolled in January and went through the abbreviated spring drills... saw action at Vanderbilt, his only game action... redshirted... named to the SEC First-Year Academic Honor Roll.


HIGH SCHOOL

Graduated from Calhoun County High School in St. Matthews, S.C. in December 2019... played on the offensive line... the Saints posted a 6-6 mark in 2019, reaching the second round of the playoffs... selected to play in the Shrine Bowl of the Carolinas... named first team all-state by the South Carolina coaches... was a first-team all-state selection as a junior by USA TODAY... coached by Wayne Farmer...also competed in the throw events on the Saints' track team... Rivals considered him the ninth-best player in the Palmetto State and the 35th-best offensive guard in the country... rated as the seventh-best player in the state of South Carolina, the 21st-best offensive guard in the country and No. 444 overall in the 247Sports Composite... considered the No. 264 player in the country in the ESPN300... the first commitment of the 2020 class, Wannamaker verballed the Gamecocks in the spring of 2018.

PERSONAL

Tyshawn Monta Wannamaker was born February 14, 2002... graduated with a degree in interdisciplinary studies.

ANTWANE WELLS JR.
WR ♦ 6-1 ♦ 208 ♦ SR ♦ 1L
RICHMOND, VA. (HIGHLAND SPRINGS/JAMES MADISON) **3**



- ◆ 2022 Honorable Mention All-America (Phil Steele)
- ◆ 2022 First-Team All-SEC (Coaches, ProFootballFocus, Phil Steele)
- ◆ 2022 Second-Team All-SEC (AP)
- ◆ 2022 Steve Spurrier Award - MVP Offense
- ◆ 2021 Second-Team FCS All-American (Stats Perform)
- ◆ 2021 Second-Team FCS All-American (HERO Sports)
- ◆ 2021 Fourth-Team FCS All-American (Phil Steele)
- ◆ 2021 FCS Freshman All-American (HERO Sports)
- ◆ 2021 FCS Freshman All-American (Phil Steele)
- ◆ 2021 First-Team All-CAA
- ◆ 2020 FCS Freshman All-American (HERO Sports)
- ◆ 2020 CAA Football Commissioner's Academic Honor Roll

Standout wide receiver who is an All-America candidate after earning All-SEC honors in 2022... became the go-to guy for Spencer Rattler last season... leads by example... spent the previous two seasons at FCS-level James Madison before transferring to South Carolina in January of 2022... ranks third all-time at JMU in career receiving touchdowns (21), ninth in career receiving yards (1,853) and ninth in career receptions (116)... holds the school's single-season records for receiving yards (1,250), receiving touchdowns (15) and receptions (83), all set in 2021... has 12 100-yard receiving games in his career, including four at South Carolina.

2022 (Junior)

Named First-Team All-SEC by the SEC Coaches, PFF and Phil Steele... earned Second Team All-SEC honors from the Associated Press... was a Phil Steele honorable mention All-American... named the Steve Spurrier Offensive MVP Award winner... Gamecocks' top receiver with 68 catches for 928 yards and six touchdowns... had more catches and receiving yards than the next two receivers combined... ranked third in the SEC with 5.23 receptions per game and fourth with 71.38 receiving yards per game... his 68 receptions and 928 receiving yards both ranked as the eighth-best single-season marks in school history... recorded four 100-yard receiving games, including three in the last four regular season games... led all SEC players with 555 yards after the catch... named the East-West Shrine Bowl Breakout Offensive Player of the Week at Arkansas after hauling in eight catches for a career-high 189 yards - tying for the 10th-most receiving yards in a single game in program history... logged four catches for 110 yards and two touchdowns against Vanderbilt... put together a career performance in the upset win over Tennessee, corraling a career-high 11 receptions for 177 yards... scored the first rushing touchdown of his career in the win... hauled in nine of his 11 targets for 131 yards and two touchdowns, including a season-long touchdown reception of 72 yards, in the win at Clemson... combined for 20 receptions, 308 yards and two touchdowns in the last two regular season games against Tennessee and Clemson.

2021 (Sophomore)

Started all 14 games at wide receiver... earned FCS second-team All-America honors from Stats Perform and HERO Sports... also named a HERO Sports FCS Freshman All-American for the second time... Phil Steele listed him on the FCS fourth-team All-America and Freshman All-America lists... earned first-team All-CAA honors for the Dukes... named the VaSID University Division Offensive Rookie of the Year and first-team all-state... logged 83 receptions for 1,250 yards and 15 touchdowns... tied the JMU single-season record for receptions and set the record for single-season receiving yards and receiving touchdowns... led the country in receiving touchdowns while ranking 10th in the FCS in total touchdowns, 16th in receiving yards per game (89.3) and 18th in receptions per game (5.9)... tallied six games of at least 100 receiving yards and eight games of at least 75... scored two or more touchdowns in five games... reeled in five or more catches in 10 games... had four catches of at least 40 yards... was the CAA Offensive Player of the Week after his performance against Maine in which he caught eight passes for a career-high 179 yards with two touchdowns, including a career-long 73-yard reception... added eight catches and two scores the following week against Weber State... posted six catches for 125 yards at Richmond... collected eight receptions for 114 yards and two TDs against Elon... had a career-high nine receptions for 134 yards against William & Mary and came back the following week with nine receptions for 107 yards and a career-high three touchdowns against Towson... had six catches for 123 yards and three scores in the FCS second round playoff matchup with Southeastern Louisiana... helped JMU to a 12-2 overall record, including a 7-1 mark in the CAA... the Dukes reached the FCS semifinals where they were eliminated by eventual national champion North Dakota State.

2020 (Freshman)

Played in all eight games, making four starts during the 2020 FCS season that was played in the spring of 2021... the Dukes went 7-1 and reached the FCS semifinals where they were eliminated by eventual national champion Sam Houston State... named a HERO Sports FCS Freshman All-American... was on the VaSID first-team all-state squad... caught 33 passes for 603 yards with six touchdowns, leading the Dukes in all three categories... averaged 18.3-yards per catch... ranked ninth nationally and led the CAA in receiving touchdowns... also ranked 26th in the FCS and led the league in yards per reception... was 32nd in country and second in CAA in receiving yards per game (75.4) and eighth in CAA in receptions per contest (4.1)... turned in two 100-yard games, including a season-high 143 receiving yards and two touchdowns on seven catches in FCS quarterfinals vs. North Dakota... had first career 100-yard game in FCS First Round with four receptions for 132 yards and a score vs. VMI... had 92 yards on four catches vs. Richmond... tallied a season-long 63-yard touchdown vs. UND... had three catches of at least 50 yards... scored first career touchdown vs. Robert Morris... tallied four or more catches in five games... had at least 85 receiving yards in five games... earned a spot on the CAA Football Commissioner's Academic Honor Roll.

2019 (Prep School)

Spent the fall as a prep student at Fork Union Military.

HIGH SCHOOL

Graduated from Highland Spring High School in Richmond, Va. in 2019... earned second-team All-Metro honors and named to the VHSL 5A First Team All-State squad as a senior... collected first team all-region and first-team all-conference accolades as a junior and senior... also gained first team All-804 mention as a senior... logged 36 catches for 880 yards and 12 touchdowns as a senior... helped Highland Springs to two state championships in 2017 and 2018 as part of their four straight Class 5 state titles... named the MVP of Big River All-Star Game.

PERSONAL

Antwane L. Wells Jr. was born April 2, 2001... is a services management major.

WELLS' STATISTICS						
-RECEIVING-						
Year	GP/GS	Rec	Yds	Avg	TD	Long
2020*	8/4	33	603	18.3	6	63
2021*	14/14	83	1250	15.1	15	73
2022	13/6	68	928	13.6	6	72
JMU	22/18	116	1853	16.0	21	73
SC	13/6	68	928	13.6	6	72
Total	35/24	184	2781	15.1	27	73
-RUSHING-						
Year	GP/GS	Att	Yds	Avg	TD	Long
2022	13/6	3	10	3.3	1	9
JMU	22/18	0	0	-	0	-
SC	13/6	3	10	3.3	1	9
Total	35/24	3	10	3.3	1	9


*James Madison

WELLS' HIGHS*	
Carries	1, Three times: Last: Notre Dame, 2022
Yards Rushing.....	9, Vanderbilt, 2022
Long Rush.....	9, Vanderbilt, 2022
Receptions.....	11, Tennessee, 2022
Yards Receiving.....	189, Arkansas, 2022
Long Reception.....	73, Maine, 2021
Receiving Touchdowns.....	3, Twice: Towson, 2021 & SE Louisiana, 2021

DONOVAN WESTMORELAND

LB ♦ 6-1 ♦ 234 ♦ SO ♦ 1L

GRIFFIN, GA.
(GRIFFIN)



15

- ◆ 2022 Defensive Scout Team Award
- ◆ 2022 SEC Fall Academic Honor Roll

Sophomore linebacker who flashes at times... has pass rushing ability and brings a physical presence... figures to compete for a spot in the rotation at linebacker and provide some special teams depth.

2022 (Freshman)

True freshman linebacker... enrolled in January and went through spring drills... appeared in seven games... saw action in each of the first five contests, then again in the season's last two games... did not record any statistics... selected as the Defensive Scout Team Award winner... named to the SEC Fall Academic Honor Roll.

HIGH SCHOOL

Graduated from Griffin (Ga.) High School in December 2021... played outside linebacker for the Bears... credited with 71 tackles, 15.0 tackles for loss and 7.0 sacks in nine games... also forced four fumbles... the Bears went 4-6 in his senior season under head coach Rusty Easom... ranked as the 40th-best player in the state of Georgia, the 39th-best linebacker in the country and No. 408 overall according to 247Sports Composite... rated as the 59th-best player in the state and the 39th-best outside linebacker by Rivals.


PERSONAL

Donovan L. Westmoreland was born Jan. 15, 2004... is a sport and entertainment management major.

JAMAAL WHYCE

DT ♦ 6-3 ♦ 323 ♦ R-FR ♦ SO

MIAMI, FLA.
(FLORIDA CHRISTIAN)



54

Redshirt freshman defensive lineman who begins his second season with the program... talented player who shows flashes... has potential to be a solid contributor as he continues to mature.

2022 (Freshman)

Graduated at semester and enrolled at South Carolina in January... worked with the scout team as a true freshman... did not see any game action... red-shirted in his first season in Columbia.


HIGH SCHOOL

Graduated from Florida Christian School in Miami, Fla. in December 2021... moved from Dayton, Ohio to South Florida prior to his junior season... the Patriots posted an 8-2 record in his senior season under head coach Joe Burmeister... credited with 9.5 sacks in just four games as a junior... ranked as the 108th-best player in the state of Florida, the 109th-best defensive lineman in the country and No. 791 overall in the 247Sports Composite rankings... rated the 50th-best defensive tackle by Rivals... made his commitment to the Gamecocks public on Father's Day in honor of his late father.

PERSONAL

Jamaal Jaion Whyce was born Feb. 6, 2004... pursuing a degree in criminology and criminal justice.

DEBO WILLIAMS
LB ♦ 6-1 ♦ 232 ♦ R-JR ♦ 2L
SMYRNA, DEL. (SMYRNA) **0**



Linebacker who now is in his third year at South Carolina after beginning his career at Delaware... looking to move into more of a leadership role... downhill linebacker who has play-making ability... can diagnose plays and likes to hit... plays with a physical inside presence... also a key contributor on the special teams.

2022 (Redshirt Sophomore)

Linebacker who played in all 13 games, making a pair of starts... racked up 43 tackles, including 4.5 tackles for loss and 1.5 sacks... also credited with four quarterback hurries, a forced fumble and a blocked kick... blocked a punt in the win over South Carolina State... made his first start against Missouri and responded with a career-high nine tackles... finished with four tackles and a forced fumble in the win at Vanderbilt... earned his second start at Florida and finished with seven tackles, including 1.5 sacks, the first of his career.

2021 (Redshirt Freshman)

Joined the team in the spring... played in all 13 games, primarily on special teams... made a name for himself quickly when he blocked two punts in the season-opener against Eastern Illinois... became the first SEC player to record two blocked punts in a game since Florida's Chris Rainey in 2010... named the SEC Co-Freshman of the Week for his efforts... prior to that contest, the Gamecocks had not blocked a punt since 2014... credited with six tackles, including five solo stops... credited with one pass break up... notched a pair of tackles against both Vanderbilt and Texas A&M.

2020 (Freshman)

Spent the fall at the University of Delaware... the Blue Hens season was postponed until the spring of 2021.

HIGH SCHOOL

Graduated from Smyrna (Del.) High School in 2020... was a four-year starter and two-time team captain for the Eagles... helped his team to a pair of state titles... named the 2019 DIAA Defensive Player of the Year... set school single-season records with 153 tackles, including 32 tackles for loss and eight sacks... racked up nearly 500 career tackles... was a three-time all-state honoree... coached by Mike Judy.

PERSONAL

Darryl Lamar Williams was born May 13, 2002... is a broadcast journalism major who has started his own podcast.


D. WILLIAMS' HIGHS

Tackles..... 9, Missouri, 2022
 Sacks..... 1.5, Florida, 2022
 Tackles for Loss..... 1.5, Florida, 2022
 Blocked Punts..... 2, Eastern Illinois, 2021

D. WILLIAMS' STATISTICS

Year	GP/GS	UT	AT	TT	TFL	QBS	INT	PBU	QBH	FF	FR
2020					- Delaware - DNP -						
2021	13/0	5	1	6	0.0-0	0.0-0	0	1	0	0	0
2022	13/2	27	16	43	4.5-16	1.5-9	0	0	4	1	0
Total	26/2	32	17	49	4.5-16	1.5-9	0	1	4	1	0

PEYTON WILLIAMS
DB ♦ 6-0 ♦ 198 ♦ R-FR ♦ SQ
HEATH, TEXAS (ROCKWALL-HEATH) **31**



◆ 2022 Community Service Award



Redshirt freshman defensive back who is in his second season with the squad... provides depth at either safety spot and can help on special teams... suffered a setback when he was injured late in spring camp and hopes to be ready when fall camp opens.

2022 (Freshman)

Graduated at semester and enrolled at South Carolina in January... went through spring drills working at the safety position... saw action in three games, appearing in the South Carolina State, Tennessee and Notre Dame contests... recorded three tackles and a pass breakup... two of his three stops came against the Volunteers, while his other tackle came in the win over the Bulldogs... named one of three recipients of the Community Service Award, as selected by the coaching staff.

HIGH SCHOOL

Graduated from Rockwall-Heath (Texas) High School in December 2021... played both corner and safety... coached by Mike Spradlin... helped the Hawks to an 11-2 record and reach the third round of the state playoffs in 2021... credited with 67 tackles including 4.0 tackles for loss... logged 10 passes defended with one interception... also competed in track and field in the high hurdles and triple jump... is ranked the 64th-best player in Texas, the 38th-best safety in the country and No. 449 overall... rated the 70th-best player in the state and the 56th-best cornerback in the country by Rivals... rated No. 234 on the ESPN300 list.

PERSONAL

Peyton James Williams was born April 10, 2004... is a criminology and criminal justice major.


P. WILLIAMS' HIGHS

Tackles..... 2, Tennessee, 2022

P. WILLIAMS' STATISTICS

Year	GP/GS	UT	AT	TT	TFL	QBS	INT	PBU	QBH	FF	FR
2022	3/0	1	2	3	0.0-0	0.0-0	0	1	0	0	0

JARON WILLIS
LB ♦ 6-2 ♦ 225 ♦ R-FR ♦ TR
LEESBURG, GA. (LEE COUNTY/OLE MISS) **14**



Newcomer who joined the squad at the semester after transferring from Ole Miss... went through his first spring drills with the Gamecocks... fluid and athletic... can run, is very physical and plays with aggression.

2022 (Freshman)

Spent his freshman campaign at Ole Miss... played in one game, appearing in the Central Arkansas contest... was redshirted... did not record any stats after rotating in on defense and special teams.

HIGH SCHOOL

Graduated from Lee County High School in Leesburg, Ga... coached by Dean Fabrizio... guided Lee County to an 11-2 record and a trip to the quarterfinals of the Georgia 6A Playoffs as a senior... primarily took snaps as a defensive back... tabbed as an Under Armor All-American... selected to the Region 1-6A First Team defense... helped take Lee County to 6A State Title game with a 10-2 record in 2020... earned first team all-region and first team all-state honors after his junior season... member of the ESPN 300, ranked No. 140... ranked as the No. 15 linebacker prospect in the nation by ESPN... listed as a top-25 player in the state of Georgia by ESPN, 247Sports, Rivals and On3... also played basketball for the Trojans.

PERSONAL

Jaron Isaiah Willis was born Nov. 8, 2002... is a sociology major... cousin, Mark Robinson, played linebacker for Ole Miss.



2022 IN REVIEW

2022 Final SEC Standings

EASTERN DIVISION

School	SEC	Pct.	PF	PA	Overall	Pct.	PF	PA	Home	Away	Neutral	vs. Div.
Georgia*#	8-0	1.000	301	97	15-0	1.000	616	214	6-0	4-0	5-0	6-0
Tennessee	6-2	.750	347	215	11-2	.846	599	296	7-0	3-2	1-0	4-2
South Carolina	4-4	.500	208	256	8-5	.615	418	375	5-2	3-2	0-1	3-3
Kentucky	3-5	.375	140	180	7-6	.538	265	250	5-3	2-2	0-1	2-4
Florida	3-5	.375	231	229	6-7	.462	384	375	5-2	1-3	0-2	2-4
Missouri	3-5	.375	163	205	6-7	.462	323	327	5-2	1-4	0-1	2-4
Vanderbilt	2-6	.250	127	318	5-7	.417	295	432	2-4	3-3	0-0	2-4

WESTERN DIVISION

School	SEC	Pct.	PF	PA	Overall	Pct.	PF	PA	Home	Away	Neutral	vs. Div.
LSU	6-2	.750	223	207	10-4	.714	483	315	6-1	3-1	1-2	5-1
Alabama	6-2	.750	317	190	11-2	.846	534	236	7-0	3-2	1-0	5-1
Mississippi State	4-4	.500	203	229	9-4	.692	411	300	6-1	2-3	1-0	4-2
Ole Miss	4-4	.500	246	250	8-5	.615	435	332	5-2	3-2	0-1	2-4
Arkansas	3-5	.375	228	238	7-6	.538	423	398	4-3	2-2	1-1	2-4
Auburn	2-6	.250	178	264	5-7	.417	297	354	5-3	0-4	0-0	1-5
Texas A&M	2-6	.250	191	225	5-7	.417	273	254	4-3	0-4	1-0	2-4

#-National Champion
*-SEC Champion

2022 All-SEC Teams

Associated Press

First Team Offense

WR Jalin Hyatt.....UT
WR Dominic Lovett.....MU
OT Brokerick Jones.....UGA
OT Darnell Wright.....UT
OG O'Cyrus Torrence.....UF
OG Emil Ekiyor Jr.UA
OC Ricky Stromberg.....AR
TE Brock Bowers.....UGA
QB Hendon Hooker.....UT
RB Quinshon Judkins...OM
RB Raheim Sanders.....AR
AP Lideatrick Griffin....MSU

First Team Defense

DE BJ Ojulari.....LSU
DE Isaiah McGuire.....MU
DT Jalen Carter.....UGA
DT Byron Young.....UA
LB Will Anderson Jr.UA
LB Drew Sanders.....AR
LB Harold Perkins Jr.LSU
CB Emmanuel Forbes MSU
CB Kool-Aid McKinstry...UA
S Chris Smith.....UGA
S Antonio Johnson....TAM

First Team Special Teams

PK Jack Podlesny.....UGA
P **Kai Kroeger**.....SC

Second Team Offense

WR Antwane Wells.....SC
WR Will Sheppard.....VU
OT Dalton Wagner.....AR
OT Javon Foster.....MU
OG Beaux Limmer.....AR
OG Ethan White.....UF
OC Sedrick Van PranUGA
TE D. Washington.....UGA
QB Bryce Young.....UA
RB Devon Achane.....TAM
RB Jahmyr Gibbs.....UA
AP Jahmyr Gibbs.....UA

Second Team Defense

DE Derick Hall.....AU
DE Byron Young.....UT
DT Mekhi Wingo.....LSU
DT Deone Walker.....UK
LB J. Dumas-Johnson...UGA
LB Nathaniel Watson.MSU
LB Ty'Ron Hopper.....MU
CB Kelee Ringo.....UGA
CB D.J. James.....AU
S Jordan Battle.....UA
S Brian Branch.....UA

Second Team Special Teams

PK Will Reichard.....UA
P Nik Constantinou...TAM

First Team Offense

WR Jalin Hyatt.....UT
WR Antwane Wells.....SC
OL O'Cyrus Torrence.....UF
OL Warren McClendonUGA
OL Darnell Wright.....UT
OL Emil Ekiyor Jr.UA
OC Ricky Stromberg.....AR
TE Brock Bowers.....UGA
QB Hendon Hooker.....UT
RB Quinshon Judkins...OM
RB Devon Achane.....TAM
AP Devon Achane.....TAM

First Team Defense

DL Jalen Carter.....UGA
DL Derick Hall.....AU
DL BJ Ojulari.....LSU
DL Byron Young.....UT
LB Will Anderson Jr.UA
LB Drew Sanders.....AR
LB Henry To'o To'o.....UA
DB Emmanuel Forbes MSU
DB Chris Smith.....UGA
DB Kool-Aid McKinstry...UA
DB Jordan Battle.....UA

First Team Special Teams

PK Jack Podlesny.....UGA
P **Kai Kroeger**.....SC
RS Tulu Griffin.....MSU
KOS Jake Bates*.....ARK
KOS Jack Podlesny*.....UGA
LS Wesley Schelling.....VU

Coaches

Second Team Offense

WR Ladd McConkey.....UGA
WR Jonathan Mingo*....OM
WR Dominic Lovett*....MU
OL Nick Broeker.....OM
OL Javion Cohen.....UA
OL Tyler Steen.....UA
OL Jovaughn Gwyn*.....SC
OL Will Campbell*....LSU
OC Sedrick Van PranUGA
TE D. Washington.....UGA
QB Stetson Bennett....UGA
RB Raheim Sanders.....AR
RB Jahmyr Gibbs.....UA
AP Jaymyr Gibbs.....UA

Second Team Defense

DL Isaiah McGuire.....MU
DL Mekhi Wingo.....LSU
DL Nazir Stackhouse...UGA
DL Tyrus Wheat.....MSU
LB Harold Perkins.....LSU
LB Bumper Pool.....AR
LB Nathaniel Watson.MSU
DB Antonio Johnson...TAM
DB Kelee Ringo.....UGA
DB Keidron Smith.....UK
DB Dwight McGlothern..AR

Second Team Special Teams

PK Will Reichard.....UA
P Nik Constantinou...TAM
RS Kool-Aid McKinstry...UA
KOS Will Reichard.....UA
LS William Mote*.....UGA
LS Hunter Rogers*.....SC

Freshman Offense

WR Evan Stewart.....TAM
WR Barion Brown.....UK
OL Will Campbell.....LSU
OL Emery Jones.....LSU
OL Tyler Booker.....UA
OL Jager Burton.....UK
OC Matthew Wykoff...TAM
TE Mason Taylor.....LSU
QB Robby Ashford.....AU
RB Quinshon Judkins...OM
RB Trevor Etienne.....UF
AP Barion Brown.....UK

Freshman Defense

DL Mykel Williams.....UGA
DL Jaheim Oatis.....UA
DL Deone Walker.....UK
DL Shemar Stewart.....TAM
LB Harold Perkins.....LSU
LB Jalon Walker.....UGA
LB Shemar James*.....UF
LB Chris Paul Jr.*.....AR
DB Malaki Starks.....UGA
DB Terrion Arnold.....UA
DB Quincey McAdoo.....AR
DB Nick Emmanwori.....SC

Freshman Special Teams

PK Danian Ramos.....LSU
P Brett Thorson.....UGA
RS Barion Brown.....UK
KOS Nathan Dilbert.....LSU
LS Eli Stein.....AR

*-ties

Team

- South Carolina finished the 2022 season with an 8-5 record overall and 4-4 in the SEC, a one-game improvement both overall and in the SEC from the 2021 season. After being pegged for fifth by the media in the preseason, the Gamecocks finished third in the SEC Eastern Division behind National Champion Georgia and No. 6 Tennessee.
- The Gamecocks won eight or more games in a season for just the 15th time in 129 seasons of intercollegiate football and for the first time since winning eight games in 2017.
- The Gamecocks were ranked 23rd in the country in both the final Associated Press and USA Today Coaches' polls. It marked the first time since the 2013 season that the Gamecocks finished the season ranked in the top-25 and the 10th time Carolina has finished the season ranked in the final AP poll.
- The Gamecocks defeated No. 5 Tennessee and No. 7 Clemson in the final two games of the regular season, the first time Carolina has posted back-to-back wins over top-10 teams in school history and just the seventh time in history that a school has defeated AP Top-10 opponents in consecutive weeks as an unranked team, the first since 2003.
- The Gamecocks posted three wins over ranked teams, defeating No. 13 Kentucky, No. 5 Tennessee and No. 7 Clemson. It was the sixth time in school history that Carolina defeated three ranked teams in the same season and the first time since 2013. It was also the first time that Carolina defeated three teams that were all ranked in the top 15 in the country.
- The Gamecocks posted their first win in nine tries against Texas A&M, won at Kentucky for the first time since 2012 and defeated Clemson for the first time since 2013.
- The Gamecocks won three road games, winning at Kentucky, Vanderbilt and Clemson. It marked the first time Carolina has won three true road games since the 2013 season.
- South Carolina was selected as the Cheez-It Bowl National Team of the Week as selected by the Football Writers Association of America (FWAA) after its win over Tennessee. It marked the fifth time since 2002 that the Gamecocks have been honored as the National Team of the Week.
- When the Gamecocks won at Clemson, it snapped the Tigers' 40-game home winning streak and brought the Palmetto Trophy home to Columbia for the first time since 2013.
- The TaxSlayer Gator Bowl, featuring South Carolina and Notre Dame, earned a TV rating of 3.1 with 5.766 million viewers. It was the highest rated non-New Year's Six bowl game of the 2022-23 season. Along with the Tennessee game (2.45 rating/4.867 million viewers), the two games were the fifth- and sixth-highest rated Gamecock football games of the last 10 seasons.
- The Gamecocks sold out all six of their Saturday home games and averaged 75,785 for seven home contests, ranking 16th in the country.
- The Gamecocks used 42 different starters on offense (20) and defense (22) in 2022.

Coaching Staff

- Head Coach Shane Beamer has logged a 15-11 record in two seasons as the Gamecocks' head coach. He is tied with Joe Morrison, Steve Spurrier and Will Muschamp for the most wins in his first two seasons at South Carolina.
- Shane Beamer is the third Carolina coach to take his team to a bowl game in each of his first two seasons, joining Steve Spurrier and Will Muschamp.
- Shane Beamer was recognized as the Bobby Dodd National Coach of the Week twice during the 2022 season, earning the national recognition following wins over Kentucky and Tennessee.
- Associate Head Coach/Special Teams Coordinator Pete Lembo was a semifinalist for the Broyles Award, which goes to the nation's top assistant coach, and was a finalist for the FootballScoop Special Teams Coach of the Year award.

Offense

- The Gamecocks averaged 32.2 points per game during the 2022 season, ranking 39th in the country. That was nearly a 10-points per game increase over the 2021 campaign when they averaged 22.6 points per game.
- The Gamecocks tallied 30 or more points in nine of 13 games. It marked the first time in school history that Carolina scored 30-plus points nine times in a season. The scored 30 or more points in a game just three times in 2021.
- Wide receiver Antwane "Juice" Wells Jr. earned first-team All-SEC honors after leading the squad with 68 receptions for 928 yards and six touchdowns. Both marks ranked eighth in school history for a single season.
- Spencer Rattler started every game at quarterback. He completed 264-of-399 passes (66.2 percent) for 3,026 yards with 18 touchdowns and 12 interceptions. The 3,026 passing yards was the sixth-highest mark in school history, while the 264 completions ranked second in school history, the 399 pass attempts ranked fifth, the 66.2 percent completion percentage ranked fourth and the 18 touchdowns ranked tied for eighth.
- Center Eric Douglas and second-team All-SEC right guard Jovaughn Gwyn started every game on the offensive line. Douglas played in 57 career games, tying for third on the all-time list with Rodney Paulk and teammate Josh Vann. Gwyn made 47-consecutive starts, tying for the second-longest streak in school history with Brandon Shell behind only T.J. Johnson.

Defense

- The Gamecocks were solid again in pass defense, ranking 27th in the country in pass efficiency defense and 34th in passing defense, allowing just 206.7 yards per game through the air.
- The Gamecock defense forced 23 turnovers, including eight fumble recoveries and 15 interceptions. The 23 turnovers forced ranked second in the SEC and 20th in the country, while the 15 picks ranked first in the league and 14th in the nation.
- Safety Nick Emmanwori earned true freshman All-America honors from several publications. Emmanwori was also named to the SEC All-Freshman team.
- The Gamecocks scored two defensive touchdowns, both on interception returns in the TaxSlayer Gator Bowl against Notre Dame.
- Linebacker Brad Johnson played in his 59th career game, second on the all-time list behind only Parker White.

Special Teams

- The Gamecocks boasted the nation's top-ranked special teams unit, earning the No. 1 spot in ESPN's special teams efficiency ranking.
- South Carolina ranked fourth in the country in punt returns (16.6), fifth in kickoff returns (25.1), seventh in net punting (42.8), 23rd in opponent kickoff returns (17.3) and 27th in opponent punt returns (4.6).
- The Gamecocks tied for third in the country with six blocked kicks and tied for second with five blocked punts.
- The Gamecocks scored five special teams touchdowns – two blocked punt returns, one kick return, one fake punt and one fake field goal.
- Junior punter Kai Kroeger was an All-American and first-team All-SEC selection. Long snapper Hunter Rogers earned second-team All-SEC honors.
- Placekicker Mitch Jeter was a perfect 11-for-11 in field goal attempts in 2022, including a pair of 50-plus yarders. Jeter and Eddie Leopard (12-for-12 in 1980) are the only kickers in school history to make all of their field goal attempts in a season with a minimum of 10 attempts.



2022 Carolina Rankings

Table with 4 columns: Category, Avg./No., SEC, NCAA. Rows include Scoring Offense, Rushing Offense, Passing Offense, etc.

2022 Post-Season Award Winners

ALL-AMERICA

List of All-America award winners including Kai Kroeger (Punter) and Nick Emmanwori (Safety).

ALL-SEC

List of All-SEC award winners including Kai Kroeger (Punter) and Jovaughn Gwyn (Offensive Lineman).

COACHES' CHOICE AWARDS

List of Coaches' Choice Awards including Outstanding Student-Athlete Award and Community Service Award.

PLAYERS' CHOICE AWARDS

List of Players' Choice Awards including Most Outstanding Senior and Most Inspirational Walk-On.

MISCELLANEOUS

List of Miscellaneous awards including Shaun Alexander Freshman of the Year Semifinalist.



Nick Emmanwori shared the South Carolina athletic department's Male Freshman of the Year honors with baseball's Ethan Petry.

Team	1st Score	Rushing Downs	Passing No-Yds-TD	Total Offense Play-Yds-TD	Punts No-Avg	Fumbles No-Lost	Penalties No-Yds	KO Ret. No-Yds	Punt Ret. No-Yds	Int. Ret. No-Yds	3rd Dns	Time of Poss	
Georgia State	14	14	40-200-1	7-29-1-111-1	69-311-2	9-35.6	0-0	8-75	1-0	0-0	2-5	5-17	24:44
S. Carolina	35	19	32-79-1	23-37-2-227-1	69-306-2	7-49.1	0-0	5-70	0-0	5-96	1-3	3-14	35:16
S. Carolina	30	23	29-40-3	24-39-1-377-1	68-417-4	3-34.7	5-2	5-41	2-55	0-0	0-0	3-10	25:22
Arkansas	44	28	65-295-5	18-21-0-162-1	86-457-6	3-35.7	0-0	10-121	1-34	1-13	1-0	9-16	34:38
Georgia	48	30	35-208-3	21-30-0-339-3	65-547-6	2-49.5	1-0	3-20	1-19	3-8	3-42	5-9	30:40
S. Carolina	7	17	30-92-0	19-34-3-214-1	64-306-1	5-44.4	2-0	5-60	1-25	1-21	0-0	4-13	29:20
Charlotte	20	21	29-79-0	20-35-3-213-3	64-292-3	4-44.2	1-0	6-51	5-77	0-0	1-(-1)	8-14	33:28
S. Carolina	56	28	40-295-6	19-26-1-250-1	66-545-7	0-0.0	1-1	10-67	2-52	2-8	3-18	5-8	26:32
S.C. State	10	13	40-145-1	7-18-3-75-0	58-220-1	7-34.4	2-0	12-117	1-7	0-0	2-0	1-12	30:54
S. Carolina	50	21	31-185-5	24-30-2-219-2	61-404-7	2-37.5	3-1	5-57	3-56	1-30	3-63	5-10	29:06
S. Carolina	24	15	42-179-2	14-19-1-177-1	61-356-3	4-41.5	2-1	4-26	1-24	2-35	1-9	6-14	28:55
Kentucky	14	18	36-121-0	15-27-1-178-2	63-299-2	6-33.3	1-1	5-25	0-0	1-11	1-0	3-12	31:05
Texas A&M	24	23	28-129-1	25-47-1-269-1	75-398-2	6-39.5	2-1	8-38	2-25	4-14	0-0	5-14	33:08
S. Carolina	30	13	35-118-3	12-25-0-168-0	60-286-3	6-49.0	2-2	6-62	1-100	1-4	1-59	8-16	26:52
Missouri	23	20	43-143-2	17-26-0-224-0	69-367-2	4-39.0	0-0	6-45	1-16	1-(-3)	1-0	8-16	36:35
S. Carolina	10	14	23-32-1	20-30-1-171-0	53-203-1	6-43.5	2-1	5-45	3-60	0-0	0-0	5-13	23:25
S. Carolina	38	17	35-208-1	20-28-0-284-4	63-492-5	5-53.6	1-1	12-116	2-37	0-0	2-5	4-12	29:13
Vanderbilt	27	24	41-226-1	18-33-2-228-3	74-454-4	2-51.5	3-2	5-37	2-52	1-(-1)	0-0	3-10	30:47
S. Carolina	6	11	23-44-0	19-27-0-193-1	50-237-1	6-45.0	3-3	11-82	2-30	1-37	0-0	3-11	23:40
Florida	38	26	54-374-3	13-25-0-141-2	79-515-5	2-58.0	4-1	7-50	0-0	3-0	0-0	9-15	36:20
Tennessee	38	31	28-152-1	29-50-0-355-4	78-507-5	3-35.7	1-1	7-60	3-53	1-9	0-0	5-12	21:02
S. Carolina	63	35	38-153-3	31-38-0-453-6	76-606-9	1-55.0	0-0	9-75	2-45	0-0	0-0	8-11	38:58
S. Carolina	31	14	31-55-2	25-39-2-360-2	70-415-4	7-53.7	0-0	5-55	2-42	2-33	1-0	3-13	32:57
Clemson	30	17	37-237-2	8-29-1-99-1	66-336-3	9-45.6	2-2	3-23	1-27	3-37	2-35	7-16	27:03
Notre Dame	45	27	46-264-3	19-34-3-294-3	80-558-6	4-50.0	0-0	4-40	1-18	1-7	1-0	11-19	36:39
S. Carolina	38	20	22-75-0	31-49-1-287-3	71-362-3	6-40.0	1-1	8-73	2-52	2-7	3-142	5-15	23:21

2022 South Carolina Game-by-Game Starters

Offense

POS.	GSU	ARK	UGA	CHAR	SCSU	KENT	TAMU	MIZZOU	VANDY	FLORIDA	TENN	CLEM	N. DAME
WR	Brooks	Brooks	Brooks	Brooks	Brooks	Brooks	Brooks	Brooks	Brooks	Brooks	Brooks	Brooks	Legette
WR	Legette	Legette	Legette	A. Brown	Legette	Wells Jr.	Wells Jr.	Wells Jr.	Legette	Legette	Wells Jr.	Weils Jr.	Wells Jr.
TE	Bell	Bell (WR)	Adkins	Adkins	Adkins	Adkins	Bell	Adkins	Adkins	Adkins	A. Brown	Adkins	Joyner (WR)
TE	Stogner	Stogner	Stogner	Stogner	Stogner	Campbell	Stogner	Stogner	Stogner	Stogner	Bell	Stogner	Adkins
LT	Nichols	Nichols	Wonnum	Moore	Moore	Moore	Moore	Moore	Nichols	Nichols	Nichols	Nichols	Nichols
LG	Lee	Lee	Lee	Lee	Lee	Lee	Lee	Jones	Jones	Jones	Moore	Moore	Moore
C	Douglas	Douglas	Douglas	Douglas	Douglas	Douglas	Douglas	Douglas	Douglas	Douglas	Douglas	Douglas	Douglas
RG	Gwyn	Gwyn	Gwyn	Gwyn	Gwyn	Gwyn	Gwyn	Gwyn	Gwyn	Gwyn	Gwyn	Gwyn	Gwyn
RT	Wonnum	Wonnum	Wannamaker	Wannamaker	Wannamaker	Wonnum	Wonnum	Wonnum	Wonnum	Wonnum	Wonnum	Wonnum	Wannamaker
QB	Rattler	Rattler	Rattler	Rattler	Rattler	Rattler	Rattler	Rattler	Rattler	Rattler	Rattler	Rattler	Rattler
RB	Lloyd	Lloyd	Lloyd	Lloyd	Lloyd	Lloyd	Lloyd	Lloyd	Beal-Smith	Bell	McDowell	Bell	McDowell

Defense

POS.	GSU	ARK	UGA	CHAR	SCSU	KENT	TAMU	MIZZOU	VANDY	FLORIDA	TENN	CLEMSON	N. DAME
EDGE	Burch	Burch	Burch	Burch	Burch	Burch	Burch	Burch	Burch	Burch	Burch	Burch	Burch
DT	Pickens	Pickens	Pickens	Pickens	Pickens	Pickens	Pickens	Pickens	Pickens	Pickens	Pickens	Pickens	Webb
DT	Huntley	Huntley	Webb	Webb	Hemingway	Hemingway	Hemingway	Hemingway	Hemingway	Hemingway	Hemingway	Hemingway	Huntley
EDG	Strachan	Strachan	Edmond	Edmond	Edmond	Edmond	Edmond	Edmond	Edmond	Edmond	Edmond	Edmond	Hemingway
LB	B. Johnson	B. Johnson	B. Johnson	B. Johnson	B. Johnson	B. Johnson	B. Johnson	Williams	B. Johnson	Williams	B. Johnson	B. Johnson	Johnson
LB	Kaba	Kaba	Greene	Greene	Greene	Greene	Greene	Greene	Greene	Greene	Greene	Greene	Greene
NIK	C. Smith	Dial	DQ Smith	DQ Smith	DQ Smith	DQ Smith	DQ Smith	DQ Smith	DQ Smith	DQ Smith	C. Smith	C. Smith	Nelson Jr.
CB	Dial	C. Smith	Dial	Fortune	C. Smith	C. Smith	C. Smith	C. Smith	C. Smith	Dial	Dial	Dial	Dial
S	Roderick	Emmanwori	Emmanwori	Emmanwori	Emmanwori	Emmanwori	Emmanwori	Emmanwori	Emmanwori	Emmanwori	Emmanwori	Emmanwori	Emmanwori
S	Reed	Reed	Reed	Reed	Reed	Spaulding	Spaulding	Reed	Gibson	Reed	DQ Smith	DQ Smith	DQ Smith
CB	Rush	Rush	Rush	Dial	Dial	Dial	Rush	Rush	Rush	Rush	Rush	Rush	Fortune

2022 South Carolina Game-by-Game Captains

GSU	ARK	UGA	CHAR	SCSU	KENT	TAMU	MIZZOU	VANDY	FLORIDA	TENN	CLEMSON	N. DAME
Gwyn	Brooks	Gwyn	A. Brown	Douglas	Gwyn	Greene	Adkins	Gwyn	Burch	Brooks	Gwyn	Gwyn
Joyner	B. Johnson	Pickens	Douglas	Greene	Lloyd	Gwyn	Kroeger	Pickens	Gwyn	Gwyn	B. Johnson	B. Johnson
Pickens	Kaba	Rattler	Hemingway	Gwyn	Pickens	Hemingway	Legette	Rush	Joyner	Pickens	Joyner	Joyner
Strachan	Rattler	Webb	Reed	Legette	Rattler	Rattler	Pickens	Vann	Pickens	Rush	Pickens	Rattler

	SC	OPP
SCORING	418	375
Points Per Game	32.2	28.8
Points Off Turnovers	76	65
FIRST DOWNS	247	292
Rushing	95	139
Passing	126	122
Penalty	26	31
RUSHING YARDAGE	1545	2574
Yards gained rushing	1863	2847
Yards lost rushing	318	273
Rushing Attempts	411	522
Average Per Rush	3.8	4.9
Average Per Game	118.8	198.0
TDs Rushing	27	23
PASSING YARDAGE	3380	2687
Comp-Att-Int	281-421-14	217-404-15
Average Per Pass	8.0	6.7
Average Per Catch	12.0	12.4
Average Per Game	260.0	206.7
TDs Passing	23	24
TOTAL OFFENSE	4925	5261
Total Plays	832	926
Average Per Play	5.9	5.7
Average Per Game	378.8	404.7
KICK RETURNS: #-Yards	23-578	19-328
PUNT RETURNS: #-Yards	14-232	20-92
INT RETURNS: #-Yards	15-299	14-81
KICK RETURN AVERAGE	25.1	17.3
PUNT RETURN AVERAGE	16.6	4.6
INT RETURN AVERAGE	19.9	5.8
FUMBLES-LOST	22-13	17-8
PENALTIES-Yards	90-829	84-702
Average Per Game	63.8	54.0
PUNTS-Yards	58-2675	61-2478
Average Per Punt	46.1	40.6
Net punt average	42.8	36.9
KICKOFFS-Yards	78-4751	71-4292
Average Per Kick	60.9	60.5
Net kick average	39.0	37.2
TIME OF POSSESSION/Game	28:41	31:19
3RD-DOWN Conversions	62/160	79/182
3rd-Down Pct	39%	43%
4TH-DOWN Conversions	13/22	10/18
4th-Down Pct	59%	56%
SACKS BY-Yards	20-143	31-188
MISC YARDS	0	0
TOUCHDOWNS SCORED	55	48
FIELD GOALS-ATTEMPTS	11-11	12-17
RED-ZONE SCORES	(44-52) 85%	(45-54) 83%
RED-ZONE TOUCHDOWNS	(37-52) 71%	(36-54) 67%
PAT-ATTEMPTS	(45-47) 96%	(45-45) 100%
ATTENDANCE	530498	333556
Games/Avg Per Game	7/75785	5/66711
Neutral Site Games		1/67383

SCORE BY QUARTERS	1st	2nd	3rd	4th	OT	Total
South Carolina	97	107	114	100	-	418
Opponents	94	112	87	82	-	375

RUSHING	G	Att	Gain	Loss	Net	Avg	TD	Long	Avg/G
MarShawn Lloyd	9	111	621	48	573	5.2	9	45	63.7
Jaheim Bell	12	73	275	14	261	3.6	3	18	21.8
Juju McDowell	13	62	241	22	219	3.5	2	27	16.8
Christian Beal-Smith	9	39	171	15	156	4.0	5	52	17.3
Luke Doty	5	5	63	0	63	12.6	1	17	12.6
Dakereon Joyner	13	12	59	3	56	4.7	2	13	4.3
Jalen Brooks	12	4	55	4	51	12.8	1	24	4.2
Ahmarean Brown	13	5	50	0	50	10.0	0	34	3.8
Spencer Rattler	13	73	234	188	46	0.6	3	17	3.5
Dante Miller	6	6	39	1	38	6.3	0	23	6.3
Xavier Legette	13	7	28	7	21	3.0	0	19	1.6
Antwane Wells Jr.	13	3	12	2	10	3.3	1	9	0.8
Rashad Amos	10	2	9	2	7	3.5	0	6	0.7
Hunter Rogers	13	1	5	0	5	5.0	0	5	0.4
Nate Adkins	13	1	1	0	1	1.0	0	1	0.1
TEAM	13	7	0	12	-12	-1.7	0	0	-0.9
Total.....	13	411	1863	318	1545	3.8	27	52	118.8
Opponents.....	13	522	2847	273	2574	4.9	23	85	198.0

PASSING	G	Effic	Cmp-Att-Int	Pct	Yds	TD	Lng	Avg/G
Spencer Rattler	13	138.74	264-399-12	66.2	3026	18	72	232.8
Luke Doty	5	177.60	10-14-2	71.4	146	2	52	29.2
Kai Kroeger	13	489.70	4-4-0	100.0	107	2	48	8.2
Dakereon Joyner	13	492.80	3-3-0	100.0	101	1	68	7.8
TEAM	13	0.00	0-1-0	0.0	0	0	0	0.0
Total.....	13	145.56	281-421-14	66.7	3380	23	72	260.0
Opponents.....	13	121.76	217-404-15	53.7	2687	24	78	206.7

RECEIVING	G	No.	Yds	Avg	TD	Long	Avg/G
Antwane Wells Jr.	13	68	928	13.6	6	72	71.4
Jalen Brooks	12	33	504	15.3	1	54	42.0
Jaheim Bell	12	25	231	9.2	2	46	19.2
Juju McDowell	13	24	205	8.5	1	65	15.8
Ahmarean Brown	13	23	188	8.2	0	26	14.5
Austin Stogner	12	20	210	10.5	1	25	17.5
Josh Vann	12	18	296	16.4	3	60	24.7
MarShawn Lloyd	9	18	176	9.8	2	43	19.6
Xavier Legette	13	18	167	9.3	3	42	12.8
Nate Adkins	13	13	168	12.9	0	32	12.9
Dakereon Joyner	13	8	120	15.0	1	48	9.2
Christian Beal-Smith	9	5	26	5.2	0	9	2.9
Traevon Kenion	12	3	54	18.0	1	21	4.5
Corey Rucker	2	1	52	52.0	1	52	26.0
Hunter Rogers	13	1	23	23.0	1	23	1.8
Tonka Hemingway	13	1	16	16.0	0	16	1.2
Spencer Rattler	13	1	15	15.0	0	15	1.2
O'Mega Blake	3	1	1	1.0	0	1	0.3
Total.....	13	281	3380	12.0	23	72	260.0
Opponents.....	13	217	2687	12.4	24	78	206.7

PUNT RETURNS	No.	Yds	Avg	TD	Long
Josh Vann	10	151	15.1	0	37
Ahmarean Brown	4	55	13.8	1	37
DQ Smith	0	26	-	1	26
Total.....	14	232	16.6	2	37
Opponents.....	20	92	4.6	0	23

INTERCEPTIONS	No.	Yds	Avg	TD	Long
Marcellas Dial	3	3	1.0	0	3
Darius Rush	2	59	29.5	0	59
O'Donnell Fortune	2	105	52.5	1	100
DQ Smith	2	50	25.0	1	47
David Spaulding	1	9	9.0	0	9
Sherrod Greene	1	26	26.0	0	26
Cam Smith	1	0	0.0	0	0
Nick Barrett	1	-5	-5.0	0	0
Bam Martin-Scott	1	37	37.0	0	37
Brad Johnson	1	15	15.0	0	15
Total.....	15	299	19.9	2	100
Opponents.....	14	81	5.8	1	42

KICK RETURNS	No.	Yds	Avg	TD	Long
Xavier Legette	15	441	29.4	1	100
Juju McDowell	5	80	16.0	0	27
Josh Vann	2	45	22.5	0	26
Dakereon Joyner	1	12	12.0	0	12
Total.....	23	578	25.1	1	100
Opponents.....	19	328	17.3	0	34

FUMBLE RETURNS	No.	Yds	Avg	TD	Long
Tonka Hemingway	2	32	16.0	0	17
Tyreek Johnson	1	0	0.0	0	0
Traveon Kenion	1	0	0.0	0	0
Nick Emmanwori	1	0	0.0	0	0
Zacch Pickens	1	0	0.0	0	0
Alex Huntley	1	0	0.0	0	0
Jordan Burch	1	0	0.0	0	0
Total.....	8	32	4.0	0	17
Opponents.....	13	22	1.7	0	11

SCORING	TD	FGs	PATs					DXP	Saf	Points
			Kick	Rush	Rcv	Pass	Blk			
Mitch Jeter	0	11-11	42-44	0-0	0	0-0	0	0	75	
MarShawn Lloyd	11	0-0	0-0	0-0	0	0-0	0	0	66	
Antwane Wells Jr.	7	0-0	0-0	0-0	0	0-0	0	0	42	
Jaheim Bell	5	0-0	0-0	1-1	0	0-0	0	0	32	
Christian Beal-Smith	5	0-0	0-0	0-0	0	0-0	0	0	30	
Xavier Legette	4	0-0	0-0	0-0	0	0-0	0	0	24	
Spencer Rattler	3	0-0	0-0	1-1	0	1-2	0	0	20	
Josh Vann	3	0-0	0-0	0-0	0	0-0	0	0	18	
Juju McDowell	3	0-0	0-0	0-0	0	0-0	0	0	18	
Dakereon Joyner	3	0-0	0-0	0-0	0	0-0	0	0	18	
Jalen Brooks	2	0-0	0-0	0-0	0	0-0	0	0	12	
DQ Smith	2	0-0	0-0	0-0	0	0-0	0	0	12	
Traevon Kenion	1	0-0	0-0	1-1	0	0-0	0	0	8	
Ahmarean Brown	1	0-0	0-0	0-0	1	0-0	0	0	8	
Luke Doty	1	0-0	0-0	0-0	0	0-0	0	0	6	
Austin Stogner	1	0-0	0-0	0-0	0	0-0	0	0	6	
Corey Rucker	1	0-0	0-0	0-0	0	0-0	0	0	6	
O'Donnell Fortune	1	0-0	0-0	0-0	0	0-0	0	0	6	
Hunter Rogers	1	0-0	0-0	0-0	0	0-0	0	0	6	
Alex Herrera	0	0-0	3-3	0-0	0	0-0	0	0	3	
Tonka Hemingway	0	0-0	0-0	1-1	0	0-0	0	0	2	
TEAM	0	0-0	0-0	0-1	0	0-0	0	0	0	
Kai Kroeger	0	0-0	0-0	0-0	0	0-1	0	0	0	
Total.....	55	11-11	45-47	4-5	1	1-3	0	0	418	
Opponents.....	48	12-17	45-45	0-1	1	1-2	0	2	375	

FIELD GOALS	M-A	Pct	01-19	20-29	30-39	40-49	50+	Lg	Blk
Mitch Jeter	11-11	100.0	0-0	4-4	4-4	1-1	2-2	53	0

FG SEQUENCE	South Carolina	Opponents
Georgia St.	(53),(51)	-
Arkansas	(28)	50
Georgia	-	(42),(21)
Charlotte	(25),(27)	-
South Carolina St.	-	(21)
Kentucky	(32)	45
Texas A&M	(23)	(51),(26),(28)
Missouri	(39)	(19),21,(50),(32)
Vanderbilt	(31)	44
Florida	-	(28),36
Tennessee	-	(27)
Clemson	(35)	-
Notre Dame	(45)	(37)

Numbers in (parentheses) indicate field goal was made.

PUNTING	No.	Yds	Avg	Long	TB	FC	I20	50+	Blkd
Kai Kroeger	58	2675	46.1	79	5	11	29	18	0
Total.....	58	2675	46.1	79	5	11	29	18	0
Opponents.....	61	2478	40.6	67	2	18	17	13	5

KICKOFFS	No.	Yds	Avg	TB	OB	Retn	Net	YdLn
Mitch Jeter	75	4660	62.1	50	1			
Alex Herrera	3	91	30.3	0	0			
Total.....	78	4751	60.9	50	1	21	39	26
Opponents.....	71	4292	60.5	38	4	24	37.2	27

TOTAL OFFENSE	G	Plays	Rush	Pass	Total	Avg/G
Spencer Rattler	13	472	46	3026	3072	236.3
MarShawn Lloyd	9	111	573	0	573	63.7
Jaheim Bell	12	73	261	0	261	21.8
Juju McDowell	13	62	219	0	219	16.8
Luke Doty	5	19	63	146	209	41.8
Dakereon Joyner	13	15	56	101	157	12.1
Christian Beal-Smith	9	39	156	0	156	17.3
Kai Kroeger	13	4	0	107	107	8.2
Jalen Brooks	12	4	51	0	51	4.2
Ahmarean Brown	13	5	50	0	50	3.8
Dante Miller	6	6	38	0	38	6.3
Xavier Legette	13	7	21	0	21	1.6
Antwane Wells Jr.	13	3	10	0	10	0.8
Rashad Amos	10	2	7	0	7	0.7
Hunter Rogers	13	1	5	0	5	0.4
Nate Adkins	13	1	1	0	1	0.1
TEAM	13	8	-12	0	-12	-0.9
Total.....	13	832	1545	3380	4925	378.8
Opponents.....	13	926	2574	2687	5261	404.7

ALL PURPOSE	G	Rush	Rec	PR	KOR	IR	Tot	Avg/G
Antwane Wells Jr.	13	10	928	0	0	0	938	72.2
MarShawn Lloyd	9	573	176	0	0	0	749	83.2
Xavier Legette	13	21	167	0	441	0	629	48.4
Jalen Brooks	12	51	504	0	0	0	555	46.2
Juju McDowell	13	219	205	0	80	0	504	38.8
Josh Vann	12	0	296	151	45	0	492	41.0
Jaheim Bell	12	261	231	0	0	0	492	41.0
Ahmarean Brown	13	50	188	55	0	0	293	22.5
Austin Stogner	12	0	210	0	0	0	210	17.5
Dakereon Joyner	13	56	120	0	12	0	188	14.5
Christian Beal-Smith	9	156	26	0	0	0	182	20.2
Nate Adkins	13	1	168	0	0	0	169	13.0
O'Donnell Fortune	9	0	0	0	0	105	105	11.7
DQ Smith	13	0	0	26	0	50	76	5.8
Luke Doty	5	63	0	0	0	0	63	12.6
Spencer Rattler	13	46	15	0	0	0	61	4.7
Darius Rush	10	0	0	0	0	59	59	5.9
Traevon Kenion	12	0	54	0	0	0	54	4.5
Corey Rucker	2	0	52	0	0	0	52	26.0
Dante Miller	6	38	0	0	0	0	38	6.3
Bam Martin-Scott	13	0	0	0	0	37	37	2.8
Hunter Rogers	13	5	23	0	0	0	28	2.2
Sherrod Greene	12	0	0	0	0	26	26	2.2
Tonka Hemingway	13	0	16	0	0	0	16	1.2
Brad Johnson	12	0	0	0	0	15	15	1.2
David Spaulding	4	0	0	0	0	9	9	2.2
Rashad Amos	10	7	0	0	0	0	7	0.7
Marcellas Dial	13	0	0	0	0	3	3	0.2
O'Mega Blake	3	0	1	0	0	0	1	0.3
Nick Barrett	13	0	0	0	0	-5	-5	-0.4
TEAM	13	-12	0	0	0	0	-12	-0.9
Total.....	13	1545	3380	232	578	299	6034	464.2
Opponents.....	13	2574	2687	92	328	81	5762	443.2

No. PLAYER	GP	Tackles			TFL/Yds	Sacks		Pass Def		QBH	Fumbles		Blkd	
		Solo	Ast	Total		No-Yards	Int-Yds	BrUp	Rcv-Yds		FF	Kick	Saf	
21 Nick Emmanwori	13	62	23	85	1.0-2	.	.	1	2	1-0	.	.	.	
44 Sherrod Greene	12	37	40	77	3.5-24	2.5-22	1-26	1	1	
5 Jordan Burch	13	32	28	60	7.5-36	3.5-23	.	3	14	1-0	.	.	.	
27 DQ Smith	13	40	14	54	1.0-3	1.0-3	2-50	5	2	.	1	.	.	
19 Brad Johnson	12	31	17	48	.	.	1-15	.	5	
24 Marcellas Dial	13	33	12	45	1.0-1	.	3-3	12	
0 Debo Williams	13	27	16	43	4.5-16	1.5-9	.	.	4	.	1	1	.	
6 Zacch Pickens	12	22	20	42	4.0-19	2.5-14	.	3	3	1-0	.	.	.	
8 Gilber Edmond	12	15	24	39	9.0-36	2.0-23	.	.	9	
3 Devonni Reed	10	28	11	39	1.5-4	.	.	1	
28 Darius Rush	10	28	10	38	2.0-14	.	2-59	7	1	.	1	.	.	
91 Tonka Hemingway	13	19	14	33	8.0-37	4.0-23	.	1	6	2-32	.	.	.	
9 Cam Smith	11	23	4	27	1.0-2	.	1-0	5	2	.	.	1	.	
94 M.J. Webb	13	10	12	22	0.5-1	
95 Alex Huntley	11	12	9	21	1-12	1-12	.	2	.	1-0	.	.	.	
90 T.J. Sanders	12	6	10	16	1.0-6	1.0-6	.	1	2	
22 Bam Martin-Scott	13	10	6	16	1.0-2	.	1-37	3	1	.	1	.	.	
25 O'Donnell Fortune	9	13	3	16	.	.	2-105	.	.	.	1	.	.	
93 Nick Barrett	13	3	11	14	.	.	1--5	1	1	
7 Jordan Strachan	2	5	5	10	3.0-11	1.0-8	
10 Tyreek Johnson	12	7	3	10	2.0-15	1-0	.	.	.	
36 BJ Gibson	6	7	1	8	
32 Mohamed Kaba	2	5	3	8	0.5-1	.	.	1	
20 Tyrese Ross	5	3	5	8	0.5-1	
29 David Spaulding	4	5	2	7	1.0-8	.	1-9	3	.	.	1	.	.	
52 Stone Blanton	12	5	2	7	1.5-6	.	.	1	
1 R.J. Roderick	3	6	1	7	1.0-1	
33 Kajuan Banks	13	2	4	6	.	.	.	1	
46 Bryan Thomas Jr.	10	3	3	6	2	
13 Jalen Brooks	12	3	1	4	1	.	.	
12 Traevon Kenion	12	3	1	4	1-0	.	1	.	
18 Keenan Nelson Jr.	3	1	3	4	.	.	.	1	
31 Peyton Williams	3	1	2	3	.	.	.	1	
36 Hunter Rogers	13	1	2	3	
17 Xavier Legette	13	2	1	3	
21 Juju McDowell	13	2	.	2	
7 Spencer Rattler	13	2	.	2	
47 King-Demenian Ford	7	2	.	2	2	.	
4 Terrell Dawkins	3	1	1	2	
85 Payton Mangrum	13	2	.	2	
44 Nate Adkins	13	1	.	1	1	.	.	
6 Josh Vann	12	1	.	1	
1 MarShawn Lloyd	9	.	1	1	
23 Isaiah Norris	3	1	.	1	
89 O'Mega Blake	3	1	.	1	
3 Antwane Wells Jr.	13	1	.	1	
98 Mitch Jeter	13	.	1	1	
42 Darryle Ware	8	.	1	1	
5 Dakereon Joyner	13	1	.	1	
8 Christian Beal-Smith	9	1	.	1	
43 Joseph Byrnes	2	.	1	1	
16 Hot Rod Fitten	1	1	
23 Rashad Amos	10	1	.	
Total.....	13	526	328	854	57-258	20-123	15-299	54	56	8-32	8	6	0	
Opponents.....	13	525	234	759	99-333	31-188	14-81	28	59	13-22	16	1	2	

TOTAL TACKLES	UA-A	TOT	GSU	ARK	UGA	CHAR	SCST	KENT	TAMU	MIZZ	VANDY	FLA	TENN	CU	ND
Nick Emmanwori	62-23	85	3-0	7-4	14-0	2-1	3-0	2-1	3-3	7-1	6-3	4-2	3-3	5-1	3-4
Sherrod Greene	37-40	77	DNP	2-6	2-3	3-1	2-1	6-6	3-2	2-1	3-0	4-6	1-6	4-1	5-7
Jordan Burch	32-28	60	3-2	4-6	0-1	2-1	1-1	3-3	3-4	2-0	3-1	4-3	4-2	1-2	2-2
DQ Smith	40-14	54	2-0	0-2	1-2	3-0	1-0	5-3	3-0	6-1	4-1	4-0	7-2	2-0	2-3
Brad Johnson	31-17	48	5-0	2-4	2-1	1-1	3-0	4-1	5-1	DNP	3-0	-	0-3	3-1	3-5
Marcellas Dial	33-12	45	3-0	1-2	4-1	3-0	3-0	2-1	2-0	2-1	0-1	2-2	6-3	2-0	3-1
Debo Williams	27-16	43	3-2	2-2	1-1	6-0	1-0	-	3-0	4-5	3-1	3-4	-	1-0	0-1
Zacch Pickens	22-20	42	-	4-8	1-5	2-0	3-0	2-2	1-1	2-1	3-0	1-1	1-1	2-1	DNP
Devonni Reed	28-11	39	4-1	0-4	3-0	5-1	3-1	DNP	4-0	6-1	1-0	2-3	DNP	-	DNP
Gilber Edmond	15-24	39	2-2	1-3	1-1	2-3	2-1	1-6	0-2	3-0	1-0	0-2	0-1	2-3	DNP
Darius Rush	28-10	38	1-0	1-3	2-0	DNP	DNP	2-2	6-2	3-1	6-1	1-1	3-0	3-0	DNP
Tonka Hemingway	19-14	33	0-1	3-0	-	1-0	1-1	1-3	2-1	3-2	1-1	2-2	1-1	2-0	2-2
Cam Smith	23-4	27	2-0	5-0	DNP	1-0	2-0	1-1	1-0	3-0	1-0	1-1	6-1	0-1	DNP
M.J. Webb	10-12	22	1-0	0-2	1-1	1-0	0-3	-	1-1	-	-	1-0	-	2-0	3-5
Alex Huntley	12-9	21	2-0	0-4	DNP	-	-	DNP	1-0	0-2	0-1	1-1	1-0	4-0	3-1
Bam Martin-Scott	10-6	16	-	1-0	1-0	3-0	1-0	1-2	0-1	-	-	3-1	0-1	-	0-1
O'Donnell Fortune	13-3	16	DNP	2-1	4-0	2-0	-	DNP	DNP	DNP	2-0	-	-	2-1	1-1
T.J. Sanders	6-10	16	-	0-2	-	DNP	0-1	-	0-1	1-0	1-0	2-1	1-1	0-1	1-3
Nick Barrett	3-11	14	-	0-2	0-1	1-0	1-1	0-1	-	0-2	-	-	0-2	-	1-2
Jordan Strachan	5-5	10	3-1	2-4	DNP	DNP	DNP	DNP	DNP	DNP	DNP	DNP	DNP	DNP	DNP
Tyreek Johnson	7-3	10	1-0	1-2	1-1	-	1-0	DNP	-	-	-	2-0	-	-	1-0
Tyrese Ross	3-5	8	-	DNP	DNP	DNP	-	DNP	DNP	-	DNP	2-3	1-2	DNP	DNP
BJ Gibson	7-1	8	-	DNP	-	DNP	-	DNP	DNP	-	7-0	DNP	DNP	DNP	0-1
Mohamed Kaba	5-3	8	3-1	2-2	DNP	DNP	DNP	DNP	DNP	DNP	DNP	DNP	DNP	DNP	DNP
David Spaulding	5-2	7	-	DNP	DNP	DNP	DNP	3-2	1-0	1-0	DNP	DNP	DNP	DNP	DNP
R.J. Roderick	6-1	7	2-0	DNP	DNP	-	4-1	DNP	DNP	DNP	DNP	DNP	DNP	DNP	DNP
Stone Blanton	5-2	7	-	-	0-1	DNP	1-0	-	2-0	-	1-0	0-1	-	-	1-0
Kajuan Banks	2-4	6	-	0-1	1-0	1-1	-	-	-	-	-	0-2	-	-	-
Bryan Thomas Jr.	3-3	6	DNP	DNP	DNP	-	2-1	-	-	-	-	1-2	-	-	-
Traevon Kenion	3-1	4	-	-	0-1	1-0	-	-	-	-	-	1-0	-	1-0	DNP
Keenan Nelson Jr.	1-3	4	-	DNP	DNP	DNP	DNP	DNP	DNP	DNP	DNP	DNP	DNP	-	1-3
Jalen Brooks	3-1	4	-	-	1-0	-	-	-	-	-	-	2-0	0-1	-	DNP
Hunter Rogers	1-2	3	-	0-1	1-0	-	-	-	-	-	-	-	0-1	-	-
Xavier Legette	2-1	3	-	-	-	1-0	-	-	1-0	-	-	-	0-1	-	-
Peyton Williams	1-2	3	DNP	DNP	DNP	DNP	0-1	DNP	DNP	DNP	DNP	DNP	1-1	DNP	-
Payton Mangrum	2-0	2	-	-	-	1-0	-	-	-	-	1-0	-	-	-	-
Spencer Rattler	2-0	2	-	-	1-0	-	-	-	-	-	-	1-0	-	-	-
King-Demenian Ford	2-0	2	DNP	DNP	-	-	-	-	-	DNP	-	DNP	DNP	DNP	2-0
Juju McDowell	2-0	2	1-0	-	-	1-0	-	-	-	-	-	-	-	-	-
Terrell Dawkins	1-1	2	-	1-1	-	DNP	DNP	DNP	DNP	DNP	DNP	DNP	DNP	DNP	DNP
Mitch Jeter	0-1	1	-	-	-	-	-	-	-	-	-	-	0-1	-	-
Joseph Byrnes	0-1	1	-	DNP	DNP	DNP	0-1	DNP	DNP	DNP	DNP	DNP	DNP	DNP	DNP
Christian Beal-Smith	1-0	1	DNP	-	-	-	-	DNP	-	1-0	-	DNP	DNP	-	-
Dakereon Joyner	1-0	1	-	-	-	-	-	-	-	-	-	-	1-0	-	-
Nate Adkins	1-0	1	-	-	-	-	-	-	-	-	-	-	-	1-0	-
Darryle Ware	0-1	1	DNP	DNP	-	0-1	-	-	-	-	-	-	DNP	DNP	DNP
Isaiah Norris	1-0	1	DNP	DNP	DNP	-	-	DNP	DNP	DNP	1-0	DNP	DNP	DNP	DNP
Josh Vann	1-0	1	-	-	-	-	-	-	-	-	-	1-0	-	-	DNP
MarShawn Lloyd	0-1	1	-	-	-	-	-	-	0-1	-	DNP	DNP	DNP	-	DNP
O'Mega Blake	1-0	1	DNP	DNP	DNP	DNP	DNP	DNP	DNP	DNP	DNP	-	-	DNP	1-0
Antwane Wells Jr.	1-0	1	-	-	-	1-0	-	-	-	-	-	-	-	-	-



Individual Rushing (Att-Yds/TD)

PLAYER	TOTAL	GSU	ARK	UGA	CHAR	SCSU	KENT	TAMU	MIZZ	VANDY	FLA	TENN	CLEM	ND
MarShawn Lloyd	111-573/9	11-30/1	7-23/1	9-22/0	15-169/3	11-80/1	22-110/1	18-92/2	7-30/0	DNP	DNP	DNP	11-17/0	DNP
Jaheim Bell	73-261/3	7-39/0	4-5/1	-	-	2-4/1	4-12/0	2-4/0	-	16-56/0	12-30/0	17-82/0	9-29/1	DNP
Juju McDowell	62-219/2	7-14/0	6-35/1	8-33/0	9-23/1	4-13/0	5-17/0	2-0/0	5-1/0	5-48/0	2-11/0	3-4/0	-	6-28/0
Christian Beal-Smith	39-156/5	DNP	-	5-6/0	9-55/2	6-15/1	DNP	8-12/1	3-3/0	3-55/1	DNP	DNP	2-2/0	3-8/0
Luke Doty	5-63/1	-	DNP	2-18/0	2-32/0	1-13/1	DNP	DNP	DNP	DNP	DNP	DNP	DNP	-
Dakereon Joyner	12-56/2	-	-	1-3/0	-	-	-	-	-	1-8/0	2-17/0	6-21/2	1-1/0	1-8/0
Jalen Brooks	4-51/1	-	-	-	-	-	1-24/1	1-16/0	-	1-4/0	-	-	1-15/0	DNP
Ahmarean Brown	5-50/0	-	-	-	-	-	1-9/0	-	-	-	-	3-39/0	-	1-2/0
Spencer Rattler	73-46/3	4-12/0	12-23/0	2-8/0	3-5/0	5-31/1	8-7/0	4-6/0	8-2/1	3-13/0	6-13/0	5-16/0	6-5/1	7-27/0
Dante Miller	6-38/0	2-3/0	-	1-4/0	1-2/0	2-29/0	-	DNP	DNP	DNP	DNP	DNP	DNP	DNP
Xavier Legette	7-21/0	-	-	-	-	-	-	-	-	2-28/0	1-1/0	2-2/0	-	2-4/0
Antwane Wells Jr.	3-10/1	-	-	-	-	-	-	-	-	1-9/0	-	1-3/1	-	1-2/0
Rashad Amos	2-7/0	-	-	-	1-9/0	-	-	-	DNP	DNP	-	DNP	-	1-2/0
Hunter Rogers	1-5/0	1-5/0	-	-	-	-	-	-	-	-	-	-	-	-
Nate Adkins	1-1/0	-	-	1-1/0	-	-	-	-	-	-	-	-	-	-
TEAM	7-12/0	-	-	1-3/0	-	-	1-0/0	-	-	3-5/0	-	1-2/0	1-2/0	-

Individual Passing (Cmp-Att-Int-Yds-TD)

	RATTLER	KROEGER	DOTY	JOYNER
GEORGIA	22-37-2-227-1	0-0-0-0-0	0-0-0-0-0	0-0-0-0-0
ARKANSAS	24-39-1-377-1	0-0-0-0-0	DNP	0-0-0-0-0
GEORGIA	13-25-2-118-0	1-1-0-20-0	5-8-1-76-1	0-0-0-0-0
CHARLOTTE	17-23-0-187-0	0-0-0-0-0	2-3-1-63-1	0-0-0-0-0
SC STATE	21-27-2-212-2	0-0-0-0-0	3-3-0-7-0	0-0-0-0-0
KENTUCKY	14-19-1-177-1	0-0-0-0-0	DNP	0-0-0-0-0
TEXAS A&M	12-25-0-168-0	0-0-0-0-0	DNP	0-0-0-0-0
MISSOURI	20-30-1-171-0	0-0-0-0-0	DNP	0-0-0-0-0
VANDERBILT	18-26-0-200-3	1-1-0-16-0	DNP	1-1-0-68-1
FLORIDA	18-26-0-145-0	1-1-0-48-1	DNP	0-0-0-0-0
TENNESSEE	30-37-0-438-6	0-0-0-0-0	DNP	1-1-0-15-0
CLEMSON	25-39-2-360-2	0-0-0-0-0	DNP	0-0-0-0-0
NOTRE DAME	29-46-1-246-2	1-1-0-23-1	0-0-0-0-0	1-1-0-18-0

Individual Receiving (Rec-Yds/TD)

PLAYER	TOTAL	GSU	ARK	UGA	CHAR	SCSU	KENT	TAMU	MIZZ	VANDY	FLA	TENN	CLEM	ND
Antwane Wells Jr.	68-928/6	7-55/0	8-189/1	-	2-27/0	7-38/0	3-66/1	3-37/0	7-52/0	4-110/2	2-16/0	11-177/0	9-131/2	5-30/0
Jalen Brooks	33-504/1	4-88/0	2-29/0	5-53/0	3-67/0	3-61/0	3-37/0	-	1-5/0	4-45/0	3-30/0	2-56/1	3-33/0	DNP
Josh Vann	18-296/3	1-9/0	-	1-1/0	-	1-5/0	2-16/0	2-41/0	1-20/0	3-32/1	3-40/0	2-78/2	2-56/0	DNP
Jaheim Bell	25-231/2	4-18/0	-	1-46/0	2-9/0	2-48/0	2-16/0	2-20/0	-	3-27/0	2-6/0	5-39/2	2-2/0	DNP
Austin Stogner	20-210/1	1-7/0	5-43/0	1-12/0	2-17/0	1-15/1	-	3-46/0	4-63/0	1-1/0	-	1-3/0	1-5/0	DNP
Juju McDowell	24-205/1	3-18/0	2-26/0	2-32/0	4-13/0	2-8/0	1-4/0	-	2-5/0	-	2-3/0	2-18/1	1-65/0	3-13/0
Ahmarean Brown	23-188/0	1-1/0	1-18/0	2-27/0	3-55/0	1-11/0	1-7/0	-	3-3/0	1-16/0	3-19/0	1-6/0	2-3/0	4-22/0
MarShawn Lloyd	18-176/2	2-31/1	6-72/0	2-4/0	-	3-11/1	2-31/0	2-24/0	-	DNP	DNP	DNP	1-3/0	DNP
Nate Adkins	13-168/0	-	-	-	-	1-2/0	-	-	-	1-6/0	-	2-20/0	4-62/0	5-78/0
Xavier Legette	18-167/3	-	-	2-9/0	1-4/0	1-7/0	-	-	2-23/0	2-33/1	2-6/0	1-7/0	-	7-78/2
Dakereon Joyner	8-120/1	-	-	1-1/0	-	-	-	-	-	-	2-73/1	2-13/0	-	3-35/0
Traevon Kenion	3-54/1	-	-	2-33/1	-	-	-	-	-	-	-	1-21/0	-	DNP
Corey Rucker	1-52/1	DNP	DNP	DNP	1-52/1	-	DNP	DNP	DNP	DNP	DNP	DNP	DNP	DNP
Christian Beal-Smith	5-26/0	DNP	-	-	1-6/0	2-13/0	DNP	-	-	-	DNP	DNP	-	2-7/0
Hunter Rogers	1-23/1	-	-	-	-	-	-	-	-	-	-	-	-	1-23/1
Tonka Hemingway	1-16/0	-	-	-	-	-	-	-	-	1-16/0	-	-	-	-
Spencer Rattler	1-15/0	-	-	-	-	-	-	-	-	-	-	1-15/0	-	-
O'Mega Blake	1-1/0	DNP	DNP	DNP	DNP	DNP	DNP	DNP	DNP	DNP	-	-	DNP	1-1/0

Game-by-Game Leaders

Opponent	Rushing	Passing	Receiving (No.)	Receiving (Yds.)	Tackles
GEORGIA STATE	Bell 7-40-0	Rattler 23-27-2-227-1	Wells 7-55-0	Brooks 4-88-0	Four with 5
ARKANSAS	McDowell 6-35-1	Rattler 24-39-1-377-1	Wells 8-189-1	Wells 8-189-1	Pickens 4-8-12
GEORGIA	McDowell 8-33-0	Rattler 13-25-2-118-0	Brooks 5-53-0	Brooks 5-53-0	Emmanwori 14-0-14
CHARLOTTE	Lloyd 15-169-3	Rattler 17-23-0-187-0	McDowell 4-13-0	Brooks 3-67-0	Williams 6-0-6/Reed 5-1-6
SC STATE	Lloyd 11-80-1	Rattler 21-27-2-212-2	Wells 7-38-0	Brooks 3-61-0	Roderick 4-1-5
KENTUCKY	Lloyd 22-110-1	Rattler 14-19-1-177-1	Wells 3-66-1/Brooks 3-37-0	Wells 3-66-1	Greene 6-6-12
TEXAS A&M	Lloyd 18-92-2	Rattler 12-25-0-168-0	Stogner 3-46-0/Wells 3-37-0	Stogner 3-46-0	Rush 6-2-8
MISSOURI	Lloyd 7-34-0	Rattler 20-30-1-171-0	Wells 7-52-0	Stogner 4-63-0	Williams 4-5-9
VANDERBILT	Bell 16-56-0	Rattler 16-23-0-186-3	Wells 4-110-2/Brooks 4-45-0	Wells 4-110-2	Emmanwori 6-3-9
FLORIDA	Bell 12-30-0	Rattler 18-26-0-145-0	Three with 3	Joyner 2-73-1	Greene 4-6-10
TENNESSEE	Bell 17-82-0	Rattler 30-37-0-438-6	Wells 11-177-0	Wells 11-177-0	DQ Smith 7-2-9/Dial 6-3-9
CLEMSON	Bell 9-29-1	Rattler 25-29-2-260-2	Wells 9-131-2	Wells 9-131-2	Emmanwori 5-1-6
NOTRE DAME	McDowell 6-28-0	Rattler 29-46-1-246-2	Legette 7-78-2	Legette 7-78-2/Adkins 5-78-0	Greene 5-7-12

South Carolina

Georgia State	Qtr	Plays	Yards	TOP	Result
Lloyd 1-yard run	2	9	69	4:27	TD
Jeter 53-yard field goal	2	6	13	1:52	FG
Jeter 51-yard field goal	2	8	42	1:48	FG
Lloyd 16-yard pass from Rattler	3	9	75	4:23	TD
Arkansas	Qtr	Plays	Yards	TOP	Result
Jeter 28-yard field goal	1	6	65	3:10	FG
Lloyd 7-yard run	2	11	70	5:12	TD
Wells Jr. 62-yard pass from Rattler	3	8	88	2:55	TD
McDowell 1-yard run	4	3	76	1:14	TD
Bell 1-yard run	4	10	75	2:39	TD
Georgia	Qtr	Plays	Yards	TOP	Result
Kenion 13-yard pass from Doty	4	6	45	2:11	TD
Charlotte	Qtr	Plays	Yards	TOP	Result
Jeter 25-yard field goal	1	9	54	5:01	FG
Lloyd 25-yard run	2	7	75	2:56	TD
Beal-Smith 1-yard run	2	9	60	2:58	TD
Jeter 27-yard field goal	2	9	85	1:27	FG
Lloyd 14-yard run	3	5	70	2:07	TD
Lloyd 7-yard run	3	2	7	0:11	TD
Beal-Smith 1-yard run	3	5	33	2:04	TD
McDowell 4-yard run	4	8	54	4:39	TD
Rucker 52-yard pass from Doty	4	3	53	1:16	TD
South Carolina State	Qtr	Plays	Yards	TOP	Result
Lloyd 5-yard pass from Rattler	1	6	53	3:03	TD
Bell 1-yard run	2	9	95	4:42	TD
Rattler 6-yard run	2	6	63	2:25	TD
Stogner 15-yard pass from Rattler	3	5	58	2:26	TD
Beal-Smith 1-yard run	3	9	73	3:50	TD
Lloyd 2-yard run	4	1	2	0:05	TD
Doty 13-yard run	4	3	32	0:53	TD
Kentucky	Qtr	Plays	Yards	TOP	Result
Lloyd 2-yard run	1	1	2	0:04	TD
Wells Jr. 42-yard pass from Rattler	3	6	75	2:13	TD
Jeter 32-yard field goal	3	14	70	7:01	FG
Brooks 24-yard run	4	3	72	1:24	TD
Texas A&M	Qtr	Plays	Yards	TOP	Result
Jeter 23-yard field goal	1	4	0	0:50	FG
Beal-Smith 5-yard run	1	4	36	1:44	TD
Lloyd 18-yard run	3	6	51	2:47	TD
Lloyd 4-yard run	4	8	80	5:13	TD
Missouri	Qtr	Plays	Yards	TOP	Result
Rattler 7-yard run	2	12	82	4:02	TD
Jeter 39-yard field goal	3	12	59	4:03	FG
Vanderbilt	Qtr	Plays	Yards	TOP	Result
Legette 29-yard pass from Rattler	1	5	70	2:15	TD
Wells Jr. 68-yard pass from Joyner	1	2	70	0:49	TD
Jeter 31-yard field goal	1	4	4	1:12	FG
Beal-Smith 52-yard run	2	4	80	1:49	TD
Vann 19-yard pass from Rattler	2	9	72	2:12	TD
Wells Jr. 17-yard pass from Rattler	3	12	65	5:59	TD
Florida	Qtr	Plays	Yards	TOP	Result
Joyner 48-yard pass from Kroeger	2	9	75	4:32	TD
Tennessee	Qtr	Plays	Yards	TOP	Result
Bell 19-yard pass from Rattler	1	9	75	4:26	TD
Vann 60-yard pass from Rattler	1	5	65	2:59	TD
McDowell 11-yard pass from Rattler	1	7	64	3:18	TD
Joyner 1-yard run	2	7	74	3:18	TD
Vann 18-yard pass from Rattler	2	9	75	2:54	TD
Wells Jr. 3-yard run	3	9	65	4:50	TD
Bell 2-yard pass from Rattler	4	11	75	6:12	TD
Joyner 3-yard run	4	4	17	2:02	TD
Brooks 20-yard pass from Rattler	4	9	82	5:13	TD
Clemson	Qtr	Plays	Yards	TOP	Result
Wells Jr. 4-yard pass from Rattler	2	8	51	3:08	TD
Rattler 4-yard run	2	4	37	1:31	TD
Bell 2-yard run	3	4	26	1:52	TD
Wells Jr. 72-yard pass from Rattler	3	2	75	0:50	TD
Jeter 35-yard field goal	4	10	54	6:21	FG
Notre Dame	Qtr	Plays	Yards	TOP	Result
Legette 13-yard pass from Rattler	1	10	75	3:12	TD
Rogers 23-yard pass from Kroeger	1	9	75	3:27	TD
Jeter 45-yard field goal	2	10	48	3:18	FG
Legette 42-yard pass from Rattler	3	5	67	1:48	TD

Opponents

Georgia State	Qtr	Plays	Yards	TOP	Result
Lewis 17-yard pass from Grainger	2	6	75	1:52	TD
Grainger 4-yard run	3	7	32	2:31	TD
Arkansas	Qtr	Plays	Yards	TOP	Result
Sanders 1-yard run	1	13	63	5:38	TD
Sanders 11-yard run	2	12	75	4:04	TD
Dubinion 1-yard run	2	12	61	4:53	TD
Jefferson 2-yard run	4	14	59	5:17	TD
Thompson 23-yard pass from Jefferson	4	5	41	1:57	TD
Green 1-yard run	4	2	9	0:18	TD
Georgia	Qtr	Plays	Yards	TOP	Result
Bowers 5-yard run	1	10	82	4:33	TD
Milton 1-yard run	1	5	43	2:04	TD
Bowers 6-yard pass from Bennett	2	9	67	3:27	TD
Podlesny 42-yard field goal	2	9	60	3:38	FG
Bowers 78-yard pass from Bennett	3	3	90	1:31	TD
Bennett 11-yard run	3	8	88	3:49	TD
Delp 28-yard pass from Beck	3	2	54	0:59	TD
Zirkel 21-yard field goal	4	13	88	6:37	FG
Charlotte	Qtr	Plays	Yards	TOP	Result
Clemons 2-yard pass from Reynolds	1	13	90	7:00	TD
Tucker 14-yard pass from Reynolds	2	12	81	5:02	TD
Spencer 35-yard pass from Foster	4	4	62	1:19	TD
South Carolina State	Qtr	Plays	Yards	TOP	Result
Nick 1-yard run	3	8	75	4:09	TD
Zimmerman 21-yard field goal	4	8	71	3:43	FG
Kentucky	Qtr	Plays	Yards	TOP	Result
Dingle 16-yard pass from Sheron	2	7	56	3:23	TD
McClain 10-yard pass from Sheron	4	16	75	4:13	TD
Texas A&M	Qtr	Plays	Yards	TOP	Result
Bond 51-yard field goal	1	8	41	3:23	FG
Bond 26-yard field goal	2	6	20	1:25	FG
Wright 9-yard pass from King	2	13	94	8:04	TD
Achane 15-yard run	3	3	24	1:21	TD
Bond 28-yard field goal	4	7	83	0:51	FG
Missouri	Qtr	Plays	Yards	TOP	Result
Cook 3-yard run	1	15	96	6:58	TD
Schrader 1-yard run	2	10	84	5:20	TD
Mevis 17-yard field goal	2	10	75	4:40	FG
Mevis 50-yard field goal	3	6	42	2:25	FG
Mevis 32-yard field goal	4	5	34	2:00	FG
Vanderbilt	Qtr	Plays	Yards	TOP	Result
Skinner Jr. 66-yard pass from Swann	1	4	75	1:53	TD
Skinner Jr. 9-yard pass from Swann	2	8	75	4:13	TD
Smith 1-yard run	3	11	81	5:51	TD
Davis 5-yard pass from Wright	4	11	87	4:18	TD
Florida	Qtr	Plays	Yards	TOP	Result
Richardson 3-yard run	1	14	75	5:43	TD
Pearsall 15-yard pass from Richardson	1	7	64	2:40	TD
Etienne 85-yard run	1	2	85	0:21	TD
Mihalik 28-yard field goal	2	11	82	6:19	FG
Odom 4-yard pass from Richardson	3	3	12	1:15	TD
Johnson Jr. 8-yard run	4	8	48	4:08	TD
Tennessee	Qtr	Plays	Yards	TOP	Result
Small 31-yard run	1	4	75	1:04	TD
Tillman 3-yard pass from Hooker	2	14	75	3:51	TD
McGrath 27-yard field goal	2	12	65	4:08	FG
McCoy 7-yard pass from Hooker	2	11	75	1:52	TD
Fant 41-yard pass from Hooker	3	6	74	1:01	TD
Tillman 21-yard pass from Milton III	4	4	75	0:46	TD
Clemson	Qtr	Plays	Yards	TOP	Result
Uiagalelei 9-yard run	1	8	90	4:08	TD
Williams 11-yard pass from Uiagalelei	2	5	75	2:10	TD
Shiplely 11-yard run	34	6	47	2:35	TD
Notre Dame	Qtr	Plays	Yards	TOP	Result
Buchner 15-yard run	1	10	50	3:37	TD
Grupe 37-yard field goal	2	12	56	7:08	FG
Diggs 75-yard pass from Buchner	2	1	75	0:12	TD
Buchner 11-yard run	3	5	68	2:21	TD
Lenzy 44-yard pass from Buchner	3	1	44	0:08	TD
Diggs 39-yard run	4	7	73	2:13	TD
Evans 16-yard pass from Buchner	4	12	80	6:01	TD



Running Plays (12+ Yards)

No.	Yds	Rusher	Opponent	Qtr	Play Result	Drive Result
1.	13	Lloyd	Georgia St.	1	First Down	TD
2.	13	Bell	Georgia St.	3	First Down	TD
3.	14	McDowell	Arkansas	2	First Down	TD
4.	13	Lloyd	Georgia	1	First Down	Downs
5.	34	Lloyd	Charlotte	1	First Down	FG
6.	22	Lloyd	Charlotte	1	First Down	TD
7.	25	Lloyd	Charlotte	2	TD	TD
8.	16	Beal-Smith	Charlotte	2	First Down	TD
9.	20	Lloyd	Charlotte	3	First Down	TD
10.	14	Lloyd	Charlotte	3	TD	TD
11.	27	Beal-Smith	Charlotte	3	First Down	TD
12.	17	Doty	Charlotte	4	First Down	Fumble
13.	15	Doty	Charlotte	4	First Down	Fumble
14.	15	Lloyd	S.C. State	1	First Down	Punt
15.	31	Lloyd	S.C. State	1	First Down	TD
16.	20	Lloyd	S.C. State	3	First Down	TD
17.	12	Lloyd	S.C. State	4	First Down	Downs
18.	23	Miller	S.C. State	4	First Down	TD
19.	13	Doty	S.C. State	4	TD	TD
20.	18	Lloyd	Kentucky	3	First Down	TD
21.	45	Lloyd	Kentucky	4	First Down	TD
22.	24	Brooks	Kentucky	4	TD	TD
23.	18	Lloyd	Texas A&M	3	TD	TD
24.	24	Lloyd	Texas A&M	4	First Down	TD
25.	16	Brooks	Texas A&M	4	First Down	TD
26.	12	Lloyd	Texas A&M	4	First Down	Downs
27.	12	Lloyd	Missouri	2	Second Down	TD
29.	52	Beal-Smith	Vanderbilt	2	TD	TD
30.	27	McDowell	Vanderbilt	2	First Down	TD
31.	13	McDowell	Vanderbilt	3	First Down	TD
32.	18	Bell	Florida	1	First Down	Punt
33.	13	Joyner	Florida	3	First Down	Punt
34.	13	Joyner	Tennessee	1	First Down	TD
35.	34	Brown	Tennessee	2	First Down	TD
36.	14	Bell	Tennessee	3	First Down	TD
37.	15	Brooks	Clemson	1	First Down	TD
38.	13	McDowell	Notre Dame	1	First Down	TD
39.	12	Rattler	Notre Dame	2	First Down	INT
40.	17	Rattler	Notre Dame	4	First Down	Downs

Kick Returns (30+ yards)

No.	Yds	Returner	Opponent	Qtr	Drive Result
1.	31	Legette	Arkansas	4	INT
2.	32	Legette	Charlotte	2	TD
3.	100	Legette	Texas A&M	1	TD

Punt Returns (20+ yards)

No.	Yds	Returner	Opponent	Qtr	Drive Result
1.	26	DQ Smith	Georgia State	4	TD
2.	21	Vann	Georgia	4	TD
3.	30	Vann	S.C. State	4	TD
4.	37	Vann	Florida	4	Downs
5.	37	Brown	Clemson	3	TD

Special Teams/Defensive Scores

No.	Yds	Player	Opponent	Qtr	Play
1.	26	DQ Smith	Georgia State	3	Punt Block Return
2.	10	Brown	Georgia State	4	Punt Block Return
3.	100	Legette	Texas A&M	1	Kick Return
4.	48	Joyner	Florida	2	Fake Punt
5.	23	Rogers	Notre Dame	1	Fake Field Goal
6.	47	DQ Smith	Notre Dame	1	Interception Return
7.	100	Fortune	Notre Dame	4	Interception Return

Passing Plays (18+ Yards)

No.	Yds	Connection	Opponent	Qtr	Play Result	Drive Result
1.	39	Rattler-Brooks	Georgia St.	1	First Down	TD
2.	23	Rattler-Brooks	Georgia St.	3	First Down	TD
3.	18	Rattler-Brooks	Arkansas	1	First Down	Punt
4.	43	Rattler-Lloyd	Arkansas	1	First Down	Field Goal
5.	18	Rattler-Brown	Arkansas	2	First Down	Downs
6.	62	Rattler-Wells	Arkansas	3	TD	TD
7.	30	Rattler-Wells	Arkansas	4	First Down	INT
8.	64	Rattler-Wells	Arkansas	4	First Down	TD
9.	21	Rattler-McDowell	Arkansas	4	First Down	TD
10.	46	Rattler-Bell	Georgia	1	First Down	INT
11.	26	Doty-Brown	Georgia	4	First Down	INT
12.	19	Doty-McDowell	Georgia	4	First Down	INT
13.	19	Doty-Brooks	Georgia	4	First Down	TD
14.	26	Rattler-Brown	Charlotte	2	First Down	FG
15.	40	Rattler-Brooks	Charlotte	2	First Down	FG
16.	52	Doty-Rucker	Charlotte	4	TD	TD
17.	54	Rattler-Brooks	S.C. State	2	First Down	TD
18.	23	Rattler-Wells	S.C. State	3	First Down	TD
19.	35	Rattler-Bell	S.C. State	3	First Down	TD
20.	28	Rattler-Lloyd	Kentucky	2	First Down	Punt
21.	42	Rattler-Wells	Kentucky	3	TD	TD
22.	30	Rattler-Brooks	Kentucky	3	First Down	FG
23.	22	Rattler-Wells	Kentucky	4	First Down	Punt
24.	18	Rattler-Stogner	Texas A&M	1	First Down	Punt
25.	20	Rattler-Vann	Texas A&M	2	First Down	Punt
26.	26	Rattler-Wells	Texas A&M	2	First Down	Punt
27.	20	Rattler-Lloyd	Texas A&M	3	First Down	Punt
28.	20	Rattler-Stogner	Texas A&M	3	First Down	TD
29.	21	Rattler-Vann	Texas A&M	4	First Down	TD
30.	25	Rattler-Stogner	Missouri	2	First Down	TD
31.	20	Rattler-Vann	Missouri	3	First Down	FG
32.	20	Rattler-Stogner	Missouri	4	First Down	Punt
33.	29	Rattler-Legette	Vanderbilt	1	TD	TD
34.	68	Joyner-Wells	Vanderbilt	1	TD	TD
35.	20	Rattler-Wells	Vanderbilt	2	First Down	TD
36.	19	Rattler-Vann	Vanderbilt	2	TD	TD
37.	18	Rattler-Bell	Vanderbilt	3	First Down	TD
38.	18	Rattler-Vann	Florida	1	First Down	Punt
39.	48	Kroeger-Joyner	Florida	2	TD	TD
40.	25	Rattler-Joyner	Florida	4	First Down	End of Game
41.	21	Rattler-Kenion	Tennessee	1	First Down	TD
42.	19	Rattler-Bell	Tennessee	1	TD	TD
43.	24	Rattler-Wells	Tennessee	1	First Down	TD
44.	60	Rattler-Vann	Tennessee	1	TD	TD
45.	36	Rattler-Brooks	Tennessee	1	First Down	TD
46.	27	Rattler-Wells	Tennessee	2	First Down	TD
47.	18	Rattler-Vann	Tennessee	2	TD	TD
48.	28	Rattler-Wells	Tennessee	3	First Down	TD
49.	25	Rattler-Wells	Tennessee	3	First Down	TD
50.	36	Rattler-Wells	Tennessee	4	First Down	TD
51.	20	Rattler-Brooks	Tennessee	4	TD	TD
52.	22	Rattler-Vann	Clemson	1	First Down	Punt
53.	34	Rattler-Vann	Clemson	1	First Down	Punt
54.	32	Rattler-Adkins	Clemson	1	First Down	TD
55.	23	Rattler-Brooks	Clemson	2	First Down	TD
56.	65	Rattler-McDowell	Clemson	2	First Down	INT
57.	18	Rattler-Adkins	Clemson	3	First Down	TD
58.	72	Rattler-Wells	Clemson	3	TD	TD
59.	24	Rattler-Adkins	Notre Dame	1	First Down	TD
60.	18	Rattler-Adkins	Notre Dame	1	First Down	TD
61.	23	Kroeger-Rogers	Notre Dame	1	TD	TD
62.	26	Rattler-Joyner	Notre Dame	2	First Down	FG
63.	42	Rattler-Legette	Notre Dame	3	TD	TD

INT/Fumble Returns (20+ yards)

No.	Yds	Returner	Opponent	Qtr	Play	Drive Result
1.	26	Greene	S.C. State	2	INT	INT
2.	37	Martin-Scott	S.C. State	4	INT	Downs
3.	59	Rush	Texas A&M	1	INT	FG
4.	47	DQ Smith	Notre Dame	1	INT	TD
5.	100	Fortune	Notre Dame	4	INT	TD

2022 Drive Chart Summary

South Carolina	Opp.	Drives	TD	FG	MissFG	Punt	Downs	Fum	INT	SAF	Half	3-Out
GSU	13	2	2	0	7	0	0	2	0	0	0	5
ARK	13	4	1	0	3	1	2	1	1	0	0	3
UGA	11	1	0	0	5	1	0	3	0	1	2	2
CLT	11	7	2	0	0	0	1	1	0	0	0	0
SCSU	12	7	0	0	2	1	0	2	0	0	2	2
KENT	12	3	1	0	4	2	1	1	0	0	0	4
TAMU	13	3	1	0	6	1	2	0	0	0	0	5
MIZZ	11	1	1	0	6	0	1	1	0	1	4	4
VANDY	13	5	1	0	5	0	1	0	0	1	4	4
FLA	12	1	0	0	6	1	3	0	0	1	6	6
TENN	12	9	0	0	1	0	0	0	0	2	1	6
CLEM	17	4	1	0	7	0	0	2	1	2	6	6
ND	13	3	1	0	6	1	1	1	0	0	0	5
TOT	163	50	11	0	58	8	12	14	2	8	47	

Opponents	Opp.	Drives	TD	FG	MissFG	Punt	Downs	Fum	INT	SAF	Half	3-Out
GSU	15	2	0	0	9	2	0	1	0	1	7	7
ARK	12	6	0	1	3	1	0	0	0	1	1	1
UGA	11	6	2	0	2	0	0	0	0	1	2	2
CLT	11	3	0	0	4	0	0	3	0	1	4	4
SCSU	14	1	1	0	7	0	0	3	0	2	7	7
KENT	12	2	0	1	6	0	1	1	0	1	3	3
TAMU	16	2	3	0	6	1	1	1	0	2	3	3
MIZZ	11	2	3	1	4	0	0	0	0	1	3	3
VANDY	13	4	0	1	2	1	2	2	0	1	3	3
FLA	12	5	1	1	2	1	1	0	0	1	0	0
TENN	11	5	1	0	3	1	1	0	0	0	1	1
CLEM	13	3	0	0	9	0	0	1	0	0	4	4
ND	16	6	1	0	4	0	0	3	0	2	4	4
TOT	167	47	12	5	61	7	6	15	0	14	42	

Carolina Team Game Highs

Rushes	42	at Kentucky (Oct 08, 2022)
Yards Rushing	295	vs Charlotte (Sep 24, 2022)
Yards Per Rush	7.4	vs Charlotte (Sep 24, 2022)
TD Rushes	6	vs Charlotte (Sep 24, 2022)
Pass attempts	49	vs Notre Dame (Dec 30, 2022)
Pass completions	31	vs Tennessee (Nov 19, 2022) vs Notre Dame (Dec 30, 2022)
Yards Passing	453	vs Tennessee (Nov 19, 2022)
Yards Per Pass	11.9	vs Tennessee (Nov 19, 2022)
TD Passes	6	vs Tennessee (Nov 19, 2022)
Total Plays	76	vs Tennessee (Nov 19, 2022)
Total Offense	606	vs Tennessee (Nov 19, 2022)
Yards Per Play	8.3	vs Charlotte (Sep 24, 2022)
Points	63	vs Tennessee (Nov 19, 2022)
Sacks By	6	at Kentucky (Oct 08, 2022)
First Downs	35	vs Tennessee (Nov 19, 2022)
Penalties	12	at Vanderbilt (Nov 05, 2022)
Penalty Yards	116	at Vanderbilt (Nov 05, 2022)
Turnovers	3	at Arkansas (Sep 10, 2022) vs Georgia (Sep 17, 2022) vs South Carolina St. (Sep 29, 2022) at Florida (Nov 12, 2022)
Interceptions By	3	vs Charlotte (Sep 24, 2022) vs South Carolina St. (Sep 29, 2022) vs Notre Dame (Dec 30, 2022)
Punts	7	vs Georgia St. (Sep 03, 2022) at Clemson (Nov 26, 2022)
Punting Avg	55.0	vs Tennessee (Nov 19, 2022)
Long Punt	79	vs Georgia St. (Sep 03, 2022)
Punts inside 20	5	vs Georgia (Sep 17, 2022) at Clemson (Nov 26, 2022)
Long Punt Return	37	at Florida (Nov 12, 2022) at Clemson (Nov 26, 2022)

Carolina Individual Game Highs

Rushes	22	MarShawn Lloyd at Kentucky (Oct 08, 2022)
Yards Rushing	169	MarShawn Lloyd vs Charlotte (Sep 24, 2022)
TD Rushes	3	MarShawn Lloyd vs Charlotte (Sep 24, 2022)
Long Rush	52	C. Beal-Smith at Vanderbilt (Nov 05, 2022)
Pass attempts	46	Spencer Rattler vs Notre Dame (Dec 30, 2022)
Pass completions	30	Spencer Rattler vs Tennessee (Nov 19, 2022)
Yards Passing	438	Spencer Rattler vs Tennessee (Nov 19, 2022)
TD Passes	6	Spencer Rattler vs Tennessee (Nov 19, 2022)
Long Pass	72	Spencer Rattler at Clemson (Nov 26, 2022)
Receptions	11	Antwane Wells vs Tennessee (Nov 19, 2022)
Yards Receiving	189	Antwane Wells at Arkansas (Sep 10, 2022)
TD Receptions	2	Five with 2
Long Reception	72	Antwane Wells at Clemson (Nov 26, 2022)
Field Goals	2	Mitch Jeter vs Georgia St. (Sep 03, 2022) Mitch Jeter vs Charlotte (Sep 24, 2022)
Long Field Goal	53	Mitch Jeter vs Georgia St. (Sep 03, 2022)
Punts	7	Kai Kroeger vs Georgia St. (Sep 03, 2022) Kai Kroeger at Clemson (Nov 26, 2022)
Punting Avg	55.0	Kai Kroeger vs Tennessee (Nov 19, 2022)
Long Punt	79	Kai Kroeger vs Georgia St. (Sep 03, 2022)
Punts inside 20	5	Kai Kroeger vs Georgia (Sep 17, 2022) Kai Kroeger at Clemson (Nov 26, 2022)
Long Punt Return	37	Joshn Vann at Florida (Nov 12, 2022) Ahmarean Brown at Clemson (Nov 26, 2022)
Long Kickoff Return	100	Xavier Legette vs Texas A&M (Oct 22, 2022)
Tackles	14	Nick Emmanwori vs Georgia (Sep 17, 2022)
Sacks	1.5	Jordan Burch at Kentucky (Oct 08, 2022) Tonka Hemingway at Kentucky (Oct 08, 2022) Debo Williams at Florida (Nov 12, 2022)
Tackles For Loss	2.5	Gilber Edmond vs Charlotte (Sep 24, 2022)
Interceptions	1	15 with 1

Opponent Team Game Highs

Rushes	65	at Arkansas (Sep 10, 2022)
Yards Rushing	374	at Florida (Nov 12, 2022)
Yards Per Rush	6.9	at Florida (Nov 12, 2022)
TD Rushes	5	at Arkansas (Sep 10, 2022)
Pass attempts	50	vs Tennessee (Nov 19, 2022)
Pass completions	29	vs Tennessee (Nov 19, 2022)
Yards Passing	355	vs Tennessee (Nov 19, 2022)
Yards Per Pass	11.3	vs Georgia (Sep 17, 2022)
TD Passes	4	vs Tennessee (Nov 19, 2022)
Total Plays	86	at Arkansas (Sep 10, 2022)
Total Offense	558	vs Notre Dame (Dec 30, 2022)
Yards Per Play	8.4	vs Georgia (Sep 17, 2022)
Points	48	vs Georgia (Sep 17, 2022)
Sacks By	6	at Arkansas (Sep 10, 2022)
First Downs	31	vs Tennessee (Nov 19, 2022)
Penalties	12	vs South Carolina St. (Sep 29, 2022)
Penalty Yards	121	at Arkansas (Sep 10, 2022)
Turnovers	4	at Vanderbilt (Nov 05, 2022)
Interceptions By	3	vs Georgia (Sep 17, 2022)
Punts	9	vs Georgia St. (Sep 03, 2022) at Clemson (Nov 26, 2022)
Punting Avg	58.0	at Florida (Nov 12, 2022)
Long Punt	67	at Florida (Nov 12, 2022)
Punts inside 20	3	at Clemson (Nov 26, 2022)
Long Punt Return	23	at Clemson (Nov 26, 2022)

Opponent Individual Game Highs

Rushes	24	Raheim Sanders at Arkansas (Sep 10, 2022) Mon Johnson Jr. at Florida (Nov 12, 2022)
Yards Rushing	167	Ray Davis at Vanderbilt (Nov 05, 2022)
TD Rushes	2	Raheim Sanders at Arkansas (Sep 10, 2022) Tyler Buchner vs Notre Dame (Dec 30, 2022)
Long Rush	85	Trevor Etienne at Florida (Nov 12, 2022)
Pass attempts	42	Hendon Hooker vs Tennessee (Nov 19, 2022)
Pass completions	25	Hendon Hooker vs Tennessee (Nov 19, 2022)
Yards Passing	284	Stetson Bennett vs Georgia (Sep 17, 2022)
TD Passes	3	Hendon Hooker vs Tennessee (Nov 19, 2022) Tyler Buchner vs Notre Dame (Dec 30, 2022)
Long Pass	78	Stetson Bennett vs Georgia (Sep 17, 2022)
Receptions	10	Dominic Lovett vs Missouri (Oct 29, 2022)
Yards Receiving	148	Dominic Lovett vs Missouri (Oct 29, 2022)
TD Receptions	2	Brock Bowers vs Georgia (Sep 17, 2022) Qui Skinner Jr., at Vanderbilt (Nov 05, 2022) Cedric Tillman vs Tennessee (Nov 19, 2022)
Long Reception	78	Brock Bowers vs Georgia (Sep 17, 2022)
Field Goals	3	Randy Bond vs Texas A&M (Oct 22, 2022) Harrison Mevis vs Missouri (Oct 29, 2022)
Long Field Goal	51	Randy Bond vs Texas A&M (Oct 22, 2022)
Punts	8	Aidan Swanson at Clemson (Nov 26, 2022)
Punting Avg	58.0	Jeremy Crawshaw at Florida (Nov 12, 2022)
Long Punt	67	Jeremy Crawshaw at Florida (Nov 12, 2022)
Punts inside 20	3	Aidan Swanson at Clemson (Nov 26, 2022)
Long Punt Return	23	Antoni Williams at Missouri (Nov 26, 2022)
Long Kickoff Return	34	Bumper Pool at Arkansas (Sep 10, 2022)
Tackles	11	Drew Sanders at Arkansas (Sep 10, 2022) K.J. Henry at Clemson (Nov 26, 2022)
Sacks	2.0	Drew Sanders at Arkansas (Sep 10, 2022) Isaiah McGuire vs Missouri (Oct 29, 2022) J. Trotter Jr. at Clemson (Nov 26, 2022)
Tackles For Loss	3.0	Drew Sanders at Arkansas (Sep 10, 2022) Jamal McKinney vs South Carolina St. (Sep 29, 2022) Isaiah McGuire vs Missouri (Oct 29, 2022) Byron Young vs Tennessee (Nov 19, 2022) Aaron Beasley vs Tennessee (Nov 19, 2022) J. Trotter Jr. at Clemson (Nov 26, 2022)
Interceptions	2	Quavian White vs Georgia St. (Sep 03, 2022)



The Last Time South Carolina...

SHUT OUT AN OPPONENT:

46-0, vs Eastern Illinois (9/4/21)

WAS SHUT OUT:

30-0, vs. Clemson (11/27/21)

SCORED ON A SAFETY:

vs UCF (9/26/15)

ALLOWED A SAFETY:

at Clemson (11/26/22)

FORCED 4+ TURNOVERS:

4, vs. Vanderbilt (11/5/22)

FORCED 5+ TURNOVERS:

5, vs. Michigan (1/1/18)

FORCED 6+ TURNOVERS:

6, vs. Clemson (11/30/13)

RETURNED A KICKOFF FOR A TD:

Xavier Legette, 100 yards vs. Texas A&M (10/22/22)

ALLOWED KICK RET. FOR A TD:

Trey Palmer, 93 yards vs. LSU (10/24/20)

ALLOWED 2 KICK RET. FOR TDs:

Darrius Sims at Vanderbilt, 91 and 100 yards (9/20/14)

RETURNED A PUNT FOR A TD:

Ace Sanders, 63 yards vs. Michigan (1/1/13)

ALLOWED A PUNT RET. FOR A TD:

Ainias Smith, 95 yards at Texas A&M (10/23/21)

RETURNED AN INT FOR A TD:

DQ Smith, 47 yards and O'Donnell Fortune, 100 yards vs. Notre Dame (12/30/22)

ALLOWED AN INT FOR A TD:

Jeremiah Trotter, Clemson, 35 yards (11/26/22)

RETURNED A FUMBLE FOR A TD:

Jabari Ellis, Florida, 18 yards (11/6/21)

ALLOWED FUMBLE RET. FOR A TD:

Trajan Jeffcoat, Missouri, 0 yards (11/13/21)

HAD A DEFENSIVE PLAYER SCORE TWO TOUCHDOWNS IN A GAME:

Melvin Ingram at Georgia, 68-yard fake punt & 5-yard fumble recovery (9/10/11)

SCORED THREE DEFENSIVE TOUCHDOWNS IN A GAME:

vs. Arkansas (10/7/17)

HAD A PLAYER RUSH, PASS AND RECEIVE A TD IN A GAME:

Pharoh Cooper, vs. Tennessee (11/1/14)

HAD A FAKE PUNT FOR A TD:

Kai Kroeger to Dakereon Joyner, 48 yards, at Florida (11/12/22)

HAD A PLAYER PASS FOR 300+ YDS:

360, Spencer Rattler at Clemson (11/26/22)

HAD A PLAYER PASS FOR 350+ YDS:

360, Spencer Rattler at Clemson (11/26/22)

HAD A PLAYER PASS FOR 400+ YDS:

438, Spencer Rattler vs. Tennessee (11/19/22)

HAD A PLAYER PASS FOR 450+ YDS:

510, Jake Bentley, at Clemson (11/24/18)

HAD A PLAYER PASS FOR 500+ YDS:

510, Jake Bentley, at Clemson (11/24/18)

HAD A PLAYER COMP. 30+ PASSES:

30, Spencer Rattler vs. Tennessee (11/19/22)

HAD A PLAYER ATT. 40+ PASSES:

57, Ryan Hilinski, vs. Appalachian State (11/9/19)

HAD A PLAYER ATT. 50+ PASSES:

57, Ryan Hilinski, vs. Appalachian State (11/9/19)

HAD A PLAYER RUSH FOR 150+ YDS:

169, MarShawn Lloyd vs. Charlotte (9/24/22)

HAD A PLAYER RUSH FOR 200+ YDS:

210, Kevin Harris vs. Kentucky (12/5/20)

HAD A PLAYER RUSH FOR 250+ YDS:

278, Brandon Bennett, vs. East Tennessee State (10/5/91)

HAD TWO PLAYERS RUSH FOR 100+ YARDS:

Kevin Harris (128) and ZaQuandre White (111) vs. Florida (11/26/21)

HAD A PLAYER WITH 150+ YARDS RECEIVING:

177, Antwane Wells Jr. vs. Tennessee (11/19/22)

HAD A PLAYER WITH 200+ YARDS RECEIVING:

210, Deebo Samuel, at Clemson (11/24/18)

HAD TWO PLAYERS WITH 100 YARDS RECEIVING:

Deebo Samuel (210) and Shi Smith (109) at Clemson (11/24/18)

HAD TWO PLAYERS WITH 10+ RECEPTIONS:

Bruce Ellington (10) and Mike Davis (10), at Missouri (10/26/13)

HAD A PLAYER WITH 500+ YARDS TOTAL OFFENSE:

512, Steve Taneyhill vs. Mississippi State (10/14/95)

HAD A PLAYER RUSH AND PASS FOR 100 YARDS EACH:

Lorenzo Nuñez, vs. UCF, 123 rush, 184 pass (09/26/15)

HAD A PLAYER SCORE 4+ TDs:

5, Kevin Harris, at Ole Miss (11/14/20)

HAD A PLAYER PASS FOR 4 TDs:

4, Zeb Noland, vs. E. Illinois (9/4/21)

HAD A PLAYER PASS FOR 5 TDs:

5, Jake Bentley, at Clemson (11/24/18)

HAD A PLAYER RUSH FOR 3 TDs:

3, MarShawn Lloyd, vs Charlotte (9/24/22)

HAD A PLAYER CATCH 3+ TDs:

3, Deebo Samuel at Clemson (11/24/18)

HAD A PLAYER CATCH 4+ TDs:

5, Sidney Rice vs. Fla. Atlantic (9/23/06)

HAD A PLAYER CATCH 5+ TDs:

5, Sidney Rice vs. Fla. Atlantic (9/23/06)

HAD A PLAYER ACCOUNT FOR 4+ TDs:

5, 243, Kevin Harris, at Ole Miss (11/14/20)

HAD A PLAYER KICK 4 FGs:

4, Parker White vs. Florida (11/6/21)

HAD A PLAYER KICK 5+ FGs:

5, Spencer Lanning at Georgia (9/12/09)

HAD A PLAYER WITH 2 INTs:

2, Jaylan Foster at Georgia (9/18/21)

HAD A PLAYER WITH 3 INTs:

3, Israel Mukuamu at Georgia (10/12/19)

BLOCKED A FIELD GOAL ATT.:

Cam Smith at Florida (11/12/22)

RETURNED A BLOCKED FIELD GOAL ATTEMPT FOR A TD:

Captain Munnerlyn at Kentucky, 81 yards, (10/11/08)

BLOCKED A PAT:

Kingsley Enagbare vs. Chattanooga (11/17/18)

RETURNED AN EXTRA POINT FOR A DEFENSIVE PAT:

Victor Hampton at Florida (10/20/12)

BLOCKED A PUNT:

King-Demenian Ford vs Kentucky (10/8/22)

BLOCKED TWO PUNTS IN A GAME:

Debo Williams vs. E. Illinois (9/4/21)

RETURNED A BLOCKED PUNT FOR A TD:

Ahmarean Brown vs Georgia St (9/3/22)

BLOCKED A PUNT AND FIELD GOAL IN THE SAME GAME:

at Florida (11/15/14)

HAD A PUNT BLOCKED:

at Tennessee (10/26/19)

HAD A FIELD GOAL BLOCKED:

vs. Michigan (1/1/13)

HAD A PAT BLOCKED:

vs. Texas A&M (10/22/22)

ALLOWED PAT TO BE RETURNED FOR 2 POINTS:

Denzil Ware, vs. Kentucky (9/12/15)

MISSED A PAT:

at Florida (11/12/22)

FAILED A PAT ATTEMPT:

at Arkansas (9/10/22)

MADE A 2-PT CONVERSION:

Hemingway rush, vs S.C. State (9/29/22)

MADE A PAIR OF 2-PT CONVERSIONS:

vs. Georgia State (9/3/22)

ATTEMPTED A 2-PT CONVERSION:

at Florida (11/12/22)

RECOVERED OWN ONSIDE KICK:

at Arkansas (9/10/22)

HAD LESS THAN 50 YDS RUSHING:

44, at Florida (11/12/22)

HAD 300+ YARDS RUSHING:

301, vs. North Carolina (12/30/21)

HAD 600+ TOTAL NET YARDS:

606, vs Tennessee (11/19/22)

HAD A 50+ YARD RUN:

52, Christian Beal-Smith vs. Vanderbilt (11/5/22)

HAD A 50+ YARD RECEPTION:

72, Spencer Rattler to Antwane Wells, at Clemson (11/26/22)

The Last an Opponent Had...

TEAM...

LESS THAN 50 YARDS RUSHING: 31, vs Eastern Illinois (9/4/21)

300+ YARDS RUSHING: 374, at Florida (11/12/22)

LESS THAN 100 YARDS PASSING: 99, at Clemson (11/26/22)

400+ YARDS PASSING: 513, at Ole Miss (11/14/20)

LESS THAN 200 TOTAL NET YARDS: 109, vs. Eastern Illinois (9/4/21)

500+ TOTAL NET YARDS: 558, vs. Notre Dame (12/30/22)

600+ TOTAL NET YARDS: 708, at Ole Miss (11/14/20)

INDIVIDUAL...

350+ YARDS PASSING: 513, Matt Corral, Ole Miss (11/14/20)

400+ YARDS PASSING: 513, Matt Corral, Ole Miss (11/14/20)

150+ YARDS RUSHING: 161, Montrell Johnson, Florida (11/12/22)

200+ YARDS RUSHING: 209, Tyler Badie, at Missouri (11/13/21)

500+ YARDS RUSHING: 321, Darren McFadden, Ark. (11/3/07)

300+ YARDS RUSHING: 321, Darren McFadden, Ark. (11/3/07)

200+ YARDS RECEIVING: 225, Elijah Moore, Ole Miss (11/14/20)

50+ YARD RUN: 85, Trevor Etienne, Florida (11/12/22)

50+ YARD RECEPTION: 75, Tyler Buchner to Logan Diggs, Notre Dame (12/30/22)

MADE 4+ FIELD GOALS:

4, Seth Small, Texas A&M (11/16/19)

RUSHED FOR 4+ TOUCHDOWNS: 4, Chad Jasmin, Clemson (11/21/03)

PASSED FOR 4+ TOUCHDOWNS: 4, Matt Corral, Ole Miss (11/14/20)

TWO PLAYERS WITH...

100+ YARDS RUSHING: at Florida, Montrell Johnson (161) and Trevor Etienne (100), (11/12/22)

100+ YARDS RECEIVING: Ole Miss, Elijah Moore (225) & Braylon Sanders (141), (11/14/20)

SCORING OFFENSE	G	TD	XP	2XP	DXP	FG	Saf	Pts	Avg
1. Tennessee	13	79	75	1	0	16	0	599	46.1
2. Alabama	13	67	64	1	0	22	0	534	41.1
3. Georgia	15	76	73	2	0	27	1	616	41.1
4. LSU	14	65	59	1	0	10	1	483	34.5
5. Ole Miss	13	56	50	1	0	15	1	435	33.5
6. Arkansas	13	54	50	3	0	13	2	423	32.5
7. South Carolina	13	55	45	5	0	11	0	418	32.2
8. Mississippi State	13	55	45	0	0	12	0	411	31.6
9. Florida	13	49	42	2	0	14	1	384	29.5
10. Missouri	13	37	33	1	0	22	0	323	24.9
11. Auburn	12	35	31	1	0	18	0	297	24.8
12. Vanderbilt	12	39	36	2	0	7	0	295	24.6
13. Texas A&M	12	33	31	1	0	14	0	273	22.8
14. Kentucky	13	32	25	0	0	16	0	265	20.4

SCORING DEFENSE	G	TD	XP	2XP	DXP	FG	Saf	Pts	Avg
1. Georgia	15	23	19	19	0	0	0	214	14.3
2. Alabama	13	27	16	22	2	0	0	236	18.2
3. Kentucky	13	29	15	23	2	0	2	250	19.2
4. Texas A&M	12	31	13	29	0	0	0	254	21.2
5. LSU	14	38	17	34	1	0	0	315	22.5
6. Tennessee	13	37	13	31	2	0	0	296	22.8
7. Mississippi State	13	36	17	31	1	0	0	300	23.1
8. Missouri	13	41	14	39	0	0	0	327	25.2
9. Ole Miss	13	41	16	36	1	0	0	332	25.5
10. South Carolina	13	48	12	45	1	0	2	375	28.9
Florida	13	48	14	43	1	0	0	375	28.9
12. Auburn	12	45	14	42	0	0	0	354	29.5
13. Arkansas	13	51	15	37	5	0	0	398	30.6
14. Vanderbilt	12	56	15	51	0	0	0	432	36.0

RUSHING OFFENSE	G	Att	Yds	Avg	Long	TD	Yds/G
1. Ole Miss	13	614	3336	5.43	61	33	256.6
2. Arkansas	13	605	3077	5.09	76	27	236.7
3. Auburn	12	487	2470	5.07	50	25	205.8
4. Georgia	15	557	3080	5.53	75	44	205.3
5. Florida	13	472	2603	5.51	85	29	200.2
6. Tennessee	13	523	2593	4.96	83	40	199.5
7. Alabama	13	458	2542	5.55	81	26	195.5
8. LSU	14	517	2574	4.98	50	39	183.4
9. Vanderbilt	12	445	1919	4.31	87	13	159.9
10. Missouri	13	491	2031	4.14	63	20	156.2
11. Texas A&M	12	366	1698	4.64	65	12	141.5
12. South Carolina	13	411	1545	3.76	52	27	118.9
13. Kentucky	13	464	1511	3.26	72	9	116.2
14. Mississippi State	13	295	1062	3.60	40	12	81.7

RUSHING DEFENSE	G	Att	Yds	Avg	Long	TD	Yds/G
1. Georgia	15	401	1156	2.88	63	7	77.1
2. Tennessee	13	459	1505	3.28	76	15	115.8
3. Missouri	13	447	1632	3.65	42	19	125.5
4. Alabama	13	466	1695	3.64	88	15	130.4
5. Mississippi State	13	448	1758	3.92	70	20	135.2
6. Kentucky	13	433	1828	4.22	59	16	140.6
7. LSU	14	507	2077	4.10	81	18	148.4
8. Ole Miss	13	516	2184	4.23	68	18	168.0
9. Arkansas	13	487	2216	4.55	77	26	170.5
10. Vanderbilt	12	397	2050	5.16	83	25	170.8
11. Auburn	12	447	2072	4.64	76	28	172.7
12. Florida	13	507	2278	4.49	65	29	175.2
13. South Carolina	13	522	2574	4.93	85	23	198.0
14. Texas A&M	12	520	2506	4.82	61	13	208.8

PASS OFFENSE	G	Att	Cmp	Int	Pct.	Yds	Avg	TD	Yds/G
1. Tennessee	13	290	422	3	68.72	4239	10.05	38	326.1
2. Mississippi State	13	428	634	9	67.51	4046	6.38	36	311.2
3. Georgia	15	336	492	7	68.29	4437	9.02	31	295.8
4. Alabama	13	280	438	8	63.93	3660	8.36	37	281.5
5. LSU	14	322	480	7	67.08	3770	7.85	23	269.3
6. South Carolina	13	281	421	14	66.75	3380	8.03	23	260.0
7. Ole Miss	13	239	387	12	61.76	3117	8.05	22	239.8
8. Arkansas	13	231	357	7	64.71	3051	8.55	26	234.7
9. Florida	13	199	366	9	54.37	2910	7.95	18	223.9
10. Texas A&M	12	220	391	6	56.27	2633	6.73	18	219.4
11. Missouri	13	250	395	9	63.29	2778	7.03	14	213.7
12. Kentucky	13	224	349	13	64.18	2710	7.77	21	208.5
13. Vanderbilt	12	200	346	6	57.80	2248	6.50	22	187.3
14. Auburn	12	159	308	12	51.62	2072	6.73	9	172.7

PASS DEFENSE	G	Att	Cmp	Int	Pct.	Yds	Avg	TD	Yds/G
1. Texas A&M	12	184	327	4	56.27	1874	5.73	15	156.2
2. Kentucky	13	206	347	10	59.37	2220	6.40	10	170.8
3. Alabama	13	238	434	7	54.84	2442	5.63	12	187.9
4. LSU	14	236	423	9	55.79	2887	6.83	17	206.2
5. South Carolina	13	217	404	15	53.71	2687	6.65	24	206.7
6. Mississippi State	13	253	423	14	59.81	2734	6.46	15	210.3
7. Missouri	13	235	393	11	59.80	2799	7.12	18	215.3
8. Georgia	15	294	511	12	57.53	3296	6.45	15	219.7
9. Ole Miss	13	274	431	8	63.57	2858	6.63	22	219.9
10. Auburn	12	238	412	6	57.77	2671	6.48	15	222.6
11. Florida	13	240	396	9	60.61	3065	7.74	17	235.8
12. Tennessee	13	333	532	11	62.59	3764	7.08	21	289.5
13. Vanderbilt	12	257	399	6	64.41	3486	8.74	29	290.5
14. Arkansas	13	275	449	9	61.25	3831	8.53	24	294.7

TOTAL OFFENSE	G	Rush	Pass	Plays	Yards	Avg/P	TD	Yds/G
1. Tennessee	13	2593	4239	945	6832	7.23	78	525.5
2. Georgia	15	3080	4437	1049	7517	7.17	75	501.1
3. Ole Miss	13	3336	3117	1001	6453	6.45	55	496.4
4. Alabama	13	2542	3660	896	6202	6.69	63	477.1
5. Arkansas	13	3077	3051	962	6128	6.37	53	471.4
6. LSU	14	2574	3770	997	6344	6.36	62	453.1
7. Florida	13	2603	2910	838	5513	6.58	47	424.1
8. Mississippi State	13	1062	4046	929	5108	5.50	48	392.9
9. South Carolina	13	1545	3380	832	4925	5.92	50	378.9
10. Auburn	12	2470	2072	795	4542	5.71	34	378.5
11. Missouri	13	2031	2778	886	4809	5.43	34	369.9
12. Texas A&M	12	1698	2633	757	4331	5.72	30	360.9
13. Vanderbilt	12	1919	2248	791	4167	5.27	35	347.3
14. Kentucky	13	1511	2710	813	4221	5.19	30	324.7

TOTAL DEFENSE	G	Rush	Pass	Plays	Yards	Avg/P	TD	Yds/G
1. Georgia	15	1156	3296	912	4452	4.88	22	296.8
2. Kentucky	13	1828	2220	780	4048	5.19	26	340.1
3. Alabama	13	1695	2442	900	4137	4.60	27	318.2
4. Missouri	13	1632	2799	840	4431	5.28	37	434.2
5. Mississippi State	13	1758	2734	871	4492	5.16	35	344.8
6. LSU	14	2077	2887	930	4942	5.34	35	377.5
7. Texas A&M	12	2506	1874	847	4380	5.17	28	365.0
8. Ole Miss	13	2184	2858	947	5042	5.32	40	420.6
9. Auburn	12	2072	2671	859	4743	5.52	43	373.9
10. South Carolina	13	2574	2687	926	5261	5.68	47	404.7
11. Tennessee	13	1505	3764	991	5269	5.32	36	421.7
12. Florida	13	2278	3605	903	5343	5.92	46	411.0
13. Vanderbilt	12	2050	3486	796	5536	6.95	54	457.7
14. Arkansas	13	2216	3831	936	6047	6.46	50	465.2

PASS EFFICIENCY	G	Att	Cmp	Int	Pct.	Yds	TD	Effic
1. Tennessee	13	422	290	3	68.72	4239	38	181.4
2. Georgia	15	492	336	7	69.29	4437	31	162.0
3. Alabama	13	438	280	8	63.93	3660	37	158.3
4. Arkansas	13	357	231	7	64.71	3051	26	156.6
5. LSU	14	262	322	7	67.08	3770	23	146.0
6. South Carolina	13	480	281	14	66.75	3380	23	145.6
7. Ole Miss	13	387	239	12	61.76	3117	22	142.0
8. Kentucky	13	349	224	13	64.18	2710	21	141.8
9. Mississippi State	13	634	428	9	67.51	4046	36	137.0
10. Florida	13	366	199	9	54.37	2910	18	132.5
11. Vanderbilt	12	346	200	6	57.80	2248	22	129.9
12. Missouri	13	395	250	9	63.29	2778	14	129.5
13. Texas A&M	12	391	220	6	56.27	2633	18	125.0
14. Auburn	13	308	159	12	51.62	2072	9	110.0

DEFENSE PASS EFF.	G	Att	Cmp	Int	Pct.	Yds	TD	Effic
1. Alabama	13	238	434	7	54.84	2442	12	108.0
2. Georgia	15	294	511	12	57.53	3296	15	116.7
3. Kentucky	13	347	206	10	59.37	2220	10	116.9
4. Texas A&M	12	327	184	4	56.27	1874	15	117.1
5. Mississippi State	13	423	253	14	59.81	2734	15	210.3
6. Auburn	12	412	238	6	57.77	2671	15	121.3
7. South Carolina	13	404	217	15	53.71	2687	24	121.8
8. LSU	14	423	236	9	55.79	2887	17	122.1
9. Missouri	13	393	235	11	59.80	2799	18	129.1
10. Tennessee	13	532	333	11	62.59	3764	21	130.9
11. Ole Miss	13	431	274	8	63.57	2858	22	132.4
12. Florida	13	396	240	9	60.61	3065	17	135.2
13. Arkansas	13	4						



KICKOFF COVERAGE	G	No.	Yds	Avg	Retn	TB	NetAvg
1. Alabama	13	100	6232	62.3	593	47	46.9
2. Tennessee	13	103	6096	59.2	718	34	46.6
3. LSU	14	86	5454	63.4	706	49	43.2
4. Georgia	15	115	7353	63.9	460	77	42.5
5. Auburn	12	63	3602	57.2	694	16	42.3
6. Arkansas	13	75	4835	64.5	194	64	40.5
7. Florida	13	73	4621	63.3	449	42	39.9
8. Vanderbilt	12	58	3540	61.0	448	26	39.2
9. Ole Miss	13	79	4710	59.6	536	41	39.2
10. Mississippi State	13	77	4701	61.1	596	38	37.8
11. Kentucky	13	61	3922	64.3	334	44	37.4
12. Missouri	13	70	4309	61.6	150	56	37.3
13. South Carolina	13	78	4751	60.9	328	50	37.0
14. Texas A&M	12	56	3577	63.9	200	47	33.2

PUNTING	G	No.	Yards	Avg/P	Ret	Avg/R	TB	Net/P
1. Florida	13	36	1678	46.6	96	8.0	1	43.4
2. South Carolina	13	58	2675	46.1	92	4.6	5	42.8
3. Auburn	12	55	2413	43.9	41	4.1	2	42.4
4. Georgia	15	36	1620	45.0	110	18.3	1	41.4
5. Texas A&M	12	62	2588	41.7	58	4.5	1	40.5
6. Ole Miss	13	41	1727	42.1	71	6.5	2	39.4
7. LSU	14	49	2181	44.5	186	10.9	4	39.1
8. Alabama	13	43	1773	41.2	67	6.1	2	38.7
9. Vanderbilt	12	56	2550	45.5	379	15.2	2	38.1
10. Tennessee	13	39	1486	38.1	5	2.5	1	37.5
11. Missouri	13	64	2665	41.6	204	15.7	4	37.2
12. Kentucky	13	53	2128	40.2	150	13.6	1	36.9
13. Mississippi State	13	53	2132	40.2	117	7.3	3	36.9
14. Arkansas	13	63	2497	39.6	144	14.4	3	36.4

FIRST DOWNS	G	Rush	Pass	Pen	Total	Avg/G
1. Tennessee	13	134	155	41	330	25.4
2. Ole Miss	13	176	127	25	328	25.2
3. Georgia	15	149	206	20	375	25.0
4. LSU	14	139	177	31	347	24.8
5. Arkansas	13	167	126	18	311	23.9
6. Alabama	13	121	164	25	310	23.9
7. Mississippi State	13	70	198	28	296	22.8
8. Florida	13	113	129	18	260	20.0
9. Texas A&M	12	94	110	30	234	19.5
10. South Carolina	13	95	126	26	247	19.0
11. Missouri	13	102	122	18	242	18.6
12. Auburn	12	120	88	9	217	18.1
13. Kentucky	13	90	116	23	229	17.6
14. Vanderbilt	12	94	93	23	210	17.5

3RD-DOWN CONVERSIONS	G	Conv	Att	Pct
1. Georgia	15	93	182	51.1
2. LSU	14	87	179	48.6
3. Ole Miss	13	88	187	47.1
4. Arkansas	13	89	194	45.9
5. Alabama	13	74	162	45.7
6. Tennessee	13	69	166	41.6
7. Florida	13	68	168	40.5
8. Missouri	13	76	193	39.4
9. Mississippi State	13	69	176	39.2
10. South Carolina	13	62	160	38.8
11. Vanderbilt	12	63	171	36.8
12. Auburn	12	64	178	36.0
13. Texas A&M	12	55	153	36.0
14. Kentucky	13	58	170	34.1

4TH-DOWN CONVERSIONS	G	Conv	Att	Pct
1. Georgia	15	13	15	86.7
2. Tennessee	13	22	33	66.7
3. Kentucky	13	16	26	61.5
4. South Carolina	13	13	22	59.1
5. Auburn	12	13	22	59.1
6. Alabama	13	9	16	56.3
7. Mississippi State	13	15	29	51.7
8. Missouri	13	10	20	50.0
9. LSU	14	11	22	50.0
10. Ole Miss	13	17	36	47.2
11. Arkansas	13	9	20	45.0
12. Florida	13	15	34	44.1
13. Vanderbilt	12	11	29	37.9
14. Texas A&M	12	4	11	36.4

KICKOFF RETURNS	G	No	Yards	TD	Long	Avg.
1. Mississippi State	13	29	807	1	92	27.8
2. South Carolina	13	23	578	1	100	25.1
3. Texas A&M	12	23	510	1	95	22.2
4. Florida	13	27	586	0	48	21.7
5. Vanderbilt	12	24	511	0	42	21.3
6. Georgia	15	22	437	0	36	20.0
7. Tennessee	13	17	338	0	34	19.9
8. LSU	14	17	337	0	33	19.8
9. Kentucky	13	27	506	1	100	18.7
10. Arkansas	13	9	161	0	34	17.9
11. Ole Miss	13	25	447	0	38	17.9
12. Alabama	13	21	372	0	57	17.7
13. Auburn	12	23	396	0	31	17.2
14. Missouri	13	14	228	0	27	16.3

PUNT RETURNS	G	No	Yds	TD	Long	Avg
1. Alabama	13	26	435	2	68	16.7
2. South Carolina	13	14	232	2	37	16.6
3. Tennessee	13	20	331	1	73	16.6
4. Georgia	15	21	265	0	39	12.6
5. Missouri	13	13	147	1	78	11.3
6. Mississippi State	13	21	213	1	63	10.1
7. Arkansas	13	16	152	1	82	9.5
8. Auburn	12	20	170	0	22	8.5
9. Florida	13	16	130	0	48	8.1
10. Ole Miss	13	16	111	0	22	6.9
11. Texas A&M	12	22	121	0	20	5.5
12. Kentucky	13	23	114	0	26	5.0
13. Vanderbilt	12	9	42	0	23	4.7
14. LSU	14	16	52	0	20	3.3

OPP. FIRST DOWNS	G	Rush	Pass	Pen	Total	Avg/G
1. Kentucky	13	86	98	13	197	15.1
2. Georgia	15	67	141	24	232	15.5
3. Mississippi State	13	97	110	33	240	18.5
4. Alabama	13	93	114	34	241	18.5
5. Missouri	13	98	116	28	242	18.6
6. LSU	14	118	127	19	264	18.9
7. Auburn	12	109	119	17	245	20.4
8. Texas A&M	12	129	95	25	249	20.8
9. Ole Miss	13	125	128	24	277	21.3
10. Vanderbilt	12	90	145	21	256	21.3
11. South Carolina	13	139	122	31	292	22.5
12. Arkansas	13	112	156	27	295	22.7
13. Florida	13	135	140	21	296	22.8
14. Tennessee	13	96	178	34	308	23.7

OPP 3RD-DOWN CONV.	G	Conv	Att	Pct
1. Georgia	15	53	199	26.6
2. Alabama	13	60	198	30.3
3. Kentucky	13	57	171	33.3
4. Mississippi State	13	61	182	33.5
5. Tennessee	13	65	190	34.2
6. Missouri	13	64	186	34.4
7. Texas A&M	12	62	174	35.6
8. Ole Miss	13	76	197	38.6
9. LSU	14	78	200	39.0
10. Vanderbilt	12	60	151	39.7
11. Auburn	12	76	179	42.5
12. South Carolina	13	79	182	43.4
13. Arkansas	13	86	191	45.0
14. Florida	13	87	175	49.7

OPP 4TH-DOWN CONV.	G	Conv	Att	Pct
1. Georgia	15	12	33	36.4
2. Alabama	13	10	26	38.5
3. Kentucky	13	12	30	40.0
4. LSU	14	12	30	40.0
5. Tennessee	13	14	33	42.4
6. Florida	13	10	23	43.5
7. Vanderbilt	12	12	27	44.4
8. Mississippi State	13	12	26	46.2
9. Ole Miss	13	17	36	47.2
10. Texas A&M	12	11	22	50.0
11. Auburn	12	6	12	50.0
12. Arkansas	13	12	22	54.6
13. South Carolina	13	10	18	55.6
14. Missouri	13	12	21	57.1



RED ZONE OFFENSE	G	Scores	Pct.	TD	R-P	FG-A	TO
1. Georgia	15	81-83	97.6	57	36-21	24-26	1
2. Tennessee	13	63-67	94.0	53	35-18	10-12	2
3. Texas A&M	12	34-38	89.5	23	11-12	11-11	2
4. Alabama	13	57-64	89.1	44	20-24	13-15	4
5. Mississippi State	13	40-45	88.9	33	9-24	7-7	5
6. Auburn	12	37-42	88.1	24	18-6	13-14	4
7. LSU	14	56-65	86.2	47	36-11	9-12	6
8. Vanderbilt	12	30-35	85.7	24	10-14	6-9	2
9. South Carolina	13	44-52	84.6	37	24-13	7-7	8
10. Arkansas	13	49-59	83.1	39	25-14	10-11	9
11. Missouri	13	38-47	80.9	28	19-9	10-14	5
12. Ole Miss	13	51-64	79.7	42	28-14	9-10	11
13. Kentucky	13	37-47	78.7	25	8-17	12-15	6
14. Florida	13	39-52	75.0	31	21-10	8-10	10

PENALTIES	G	No	Yds	Avg/G
1. Kentucky	13	74	514	39.5
2. Georgia	15	66	673	44.9
3. Vanderbilt	12	63	553	46.1
4. Texas A&M	12	76	589	49.1
5. Florida	13	89	651	50.1
6. LSU	14	86	760	54.3
7. Arkansas	13	83	722	55.5
8. Auburn	12	90	688	57.3
9. Mississippi State	13	82	790	60.8
10. Ole Miss	13	89	826	63.5
11. Missouri	13	101	828	63.7
12. South Carolina	13	90	829	63.8
13. Alabama	13	103	893	68.7
14. Tennessee	13	105	905	69.6

SACKS BY	G	Sacks	Yards	Avg/G
1. Arkansas	13	42	250	3.2
2. Alabama	13	38	230	2.9
3. Ole Miss	13	35	257	2.7
4. Missouri	13	35	210	2.7
5. Tennessee	13	31	211	2.4
Mississippi State	13	31	205	2.4
7. Georgia	15	35	231	2.3
8. Auburn	12	26	179	2.2
9. LSU	14	29	193	2.1
10. Florida	13	23	148	1.8
11. Texas A&M	12	19	106	1.6
12. South Carolina	13	20	143	1.5
Kentucky	13	20	147	1.5
14. Vanderbilt	12	17	94	1.4

FIELD GOALS	G	Made	Att	Pct
1. South Carolina	13	11	11	100.0
2. Ole Miss	13	15	17	88.2
3. Alabama	13	22	26	84.6
4. Georgia	15	27	32	84.4
5. Arkansas	13	13	16	81.3
6. Tennessee	13	16	20	80.0
7. Missouri	13	22	28	78.6
8. Auburn	12	18	24	75.0
9. LSU	14	10	14	71.4
10. Mississippi State	13	12	17	70.6
11. Texas A&M	12	14	20	70.0
12. Kentucky	13	16	24	66.7
13. Florida	13	14	21	66.7
14. Vanderbilt	12	7	12	58.3

TURNOVER MARGIN	-Lost-				-Gained-				Mar	Per/G
	G	Fum	Int	Tot	Fum	Int	Tot	Tot		
1. Tennessee	13	8	3	11	11	11	22	11	0.85	
2. Florida	13	5	9	14	15	15	24	10	0.77	
3. Mississippi State	13	10	9	19	9	9	23	4	0.31	
4. LSU	14	12	7	19	11	11	20	1	0.07	
5. Georgia	15	11	7	18	7	7	19	1	0.07	
6. Arkansas	13	11	7	18	9	9	18	0	0.00	
7. Alabama	13	9	8	17	7	7	17	0	0.00	
8. Vanderbilt	12	12	6	18	6	6	17	-1	-0.08	
9. Texas A&M	12	11	6	17	4	4	16	-1	-0.08	
10. Ole Miss	13	9	12	21	8	8	20	-1	-0.08	
10. Kentucky	13	6	13	19	10	10	17	-2	-0.15	
12. Missouri	13	12	9	21	11	11	18	-3	-0.23	
13. South Carolina	13	13	14	27	15	15	23	-4	-0.31	
14. Auburn	12	12	12	24	6	6	13	-11	-0.92	

RED ZONE DEFENSE	G	Scores	Pct.	TD	R-P	FG-A	TO
1. Georgia	15	23-34	67.7	13	7-6	10-13	8
2. Texas A&M	12	32-44	72.7	22	12-10	10-15	6
3. Tennessee	13	39-52	75.0	27	13-14	12-15	9
4. Alabama	13	33-43	76.7	20	12-8	13-15	7
5. LSU	14	37-46	80.4	23	15-8	14-15	8
6. Mississippi State	13	36-44	81.8	25	14-11	11-11	7
7. Kentucky	13	27-33	81.8	18	12-6	9-10	5
8. South Carolina	13	45-54	83.3	36	20-16	9-11	7
9. Florida	13	47-56	83.9	36	26-10	11-15	5
10. Vanderbilt	12	38-45	84.4	28	13-15	10-12	5
11. Arkansas	13	47-54	87.0	35	20-15	12-15	4
12. Missouri	13	35-40	87.5	26	17-9	9-11	2
13. Ole Miss	13	46-52	88.5	34	16-18	12-11	6
14. Auburn	12	41-46	89.1	31	24-7	10-13	3

OPP. PENALTIES	G	No	Yds	Avg/G
1. Tennessee	13	111	876	67.4
2. Texas A&M	12	84	731	60.9
3. Arkansas	13	93	767	59.0
4. Auburn	12	91	699	58.3
5. LSU	14	82	790	56.4
6. Vanderbilt	12	72	657	54.8
7. South Carolina	13	84	702	54.0
8. Alabama	13	87	663	51.0
9. Kentucky	13	74	644	49.5
10. Mississippi State	13	84	643	49.5
11. Ole Miss	13	77	612	47.1
12. Florida	13	73	577	44.4
13. Missouri	13	70	553	42.5
14. Georgia	15	83	612	40.8

SACKS AGAINST	G	Sacks	Yards	Avg/G
1. Georgia	15	9	67	0.6
2. Ole Miss	13	15	97	1.2
3. Florida	13	16	96	1.2
4. Vanderbilt	12	15	87	1.3
5. Alabama	13	22	153	1.7
6. Mississippi State	13	26	243	2.0
7. Tennessee	13	27	138	2.1
Missouri	13	27	173	2.1
9. Texas A&M	12	25	151	2.1
10. South Carolina	13	31	188	2.4
Arkansas	13	31	221	2.4
12. Auburn	12	32	196	2.7
13. LSU	14	45	219	3.2
14. Kentucky	13	47	318	3.6

PAT KICKING	G	Made	Att	Pct
1. Alabama	13	64	64	100.0
Arkansas	13	50	50	100.0
Vanderbilt	12	36	36	100.0
Missouri	13	33	33	100.0
Auburn	12	31	31	100.0
Texas A&M	12	31	31	100.0
7. Georgia	15	73	74	98.7
8. Ole Miss	13	50	51	98.0
9. Florida	13	42	43	97.7
10. LSU	14	59	61	96.7
11. Tennessee	13	75	78	96.2
12. South Carolina	13	45	47	95.7
13. Kentucky	13	25	27	92.6
14. Mississippi State	13	45	49	91.8

TIME OF POSSESSION	G	Total Time	Avg/G
1. Georgia	15	502:15	33:37
2. Missouri	13	433:50	33:22
3. Kentucky	13	431:11	33:10
4. Vanderbilt	12	384:40	32:04
5. LSU	14	433:18	30:57
6. Alabama	13	389:25	29:58
7. Auburn	12	358:02	29:50
8. Arkansas	13	381:29	29:20
9. Mississippi State	13	379:46	29:13
10. Florida	13	377:34	29:02
11. South Carolina	13	372:57	28:41
12. Texas A&M	12	334:22	27:52
13. Ole Miss	13	343:17	26:25
14. Tennessee	13	325:30	25:02



RUSHING		Team	G	Att	Yds	Avg	TD	Long	Yds/G
1.	Quinshon Judkins	OM	13	274	1567	5.72	16	61	120.5
2.	Raheim Sanders	ARK	13	222	1443	6.50	10	76	111.0
3.	Devon Achane	TAM	10	196	1102	5.62	8	65	110.2
4.	Ray Davis	VU	12	232	1042	4.49	5	45	86.8
5.	Tank Bigsby	AU	12	179	970	5.42	10	50	80.8
6.	Zach Evans	OM	12	144	936	6.50	9	48	78.0
7.	Jahmyr Gibbs	ALA	12	151	926	6.13	7	76	77.2
8.	Jaylen Wright	UT	13	146	875	5.99	10	83	67.3
9.	Montrell Johnson Jr.	UF	13	155	841	5.43	10	62	64.7
10.	Jayden Daniels	LSU	14	186	885	4.76	11	37	63.2

PASSING		Team	G	Att	Cmp	Int	Yds	TD	Avg/G
1.	Will Rogers	MS	13	610	415	8	3974	35	305.7
2.	Hendon Hooker	UT	11	329	229	2	3135	27	285.0
3.	Bryce Young	ALA	12	380	245	5	3328	32	277.3
4.	Stetson Bennett	UGA	15	454	310	7	4127	27	275.1
5.	K.J. Jefferson	ARK	11	300	204	5	2648	24	240.7
6.	Spencer Rattler	USC	13	399	264	12	3026	18	232.8
7.	Jaxson Dart	OM	13	362	226	11	2974	20	228.8
8.	Will Levis	UK	11	283	185	10	2406	19	218.7
9.	Anthony Richardson	UF	12	327	176	9	2549	17	212.4
10.	Brady Cook	MIZ	13	382	247	7	2734	14	210.3

TOTAL OFFENSE		Team	G	Rush	Pass	Plays	Total	Yds/G
1.	Hendon Hooker	UT	11	430	3135	433	3565	324.1
2.	KJ Jefferson	ARK	11	640	2648	458	3288	298.9
3.	Will Rogers	MSU	13	-165	3974	654	3809	293.0
4.	Bryce Young	ALA	12	185	3328	429	3513	292.8
5.	Stetson Bennett	UGA	15	205	4127	511	4332	288.8
6.	Jaxson Dart	OM	13	614	2974	490	3588	276.0
7.	Jayden Daniels	LSU	14	885	2913	574	3798	271.3
8.	Anthony Richardson	UF	12	654	2549	430	3203	266.9
9.	Brady Cook	MIZ	13	585	2734	521	3319	255.3
10.	Spencer Rattler	SC	13	46	3026	472	3072	236.3

RECEPTIONS		Team	G	No.	Yds	TD	Long	Yds/G	Rec/G
1.	Jalin Hyatt	UT	12	67	1267	15	78	105.58	5.6
2.	Evan Stewart	TAM	10	53	649	2	43	64.90	5.3
3.	Antwane Wells Jr.	USC	13	68	928	6	72	71.38	5.2
4.	Malik Nabers	LSU	14	72	1017	3	75	72.64	5.1
5.	Will Sheppard	VU	12	60	776	9	31	64.67	5.0
6.	Jadon Haselwood	ARK	12	59	702	3	68	58.50	4.9
7.	Dominic Lovett	MU	12	56	846	3	79	70.50	4.7
8.	Malik Heah	OM	13	60	971	5	53	74.69	4.6
9.	Kayshon Boutte	LSU	11	48	538	2	53	48.91	4.4
10.	Dillon Johnson	MS	11	48	285	0	38	25.91	4.4

RECEIVING		Team	G	Rec	Yds	TD	Long	Avg/C	Yds/G
1.	Jalin Hyatt	UT	12	67	1267	15	78	18.91	105.6
2.	Malik Heath	OM	13	60	971	5	53	16.18	74.7
3.	Malik Nabers	LSU	14	72	1017	3	75	14.13	72.6
4.	Antwane Wells Jr.	SC	13	68	928	6	72	13.65	71.4
5.	Dominic Lovett	MU	12	56	846	3	79	15.11	70.5
6.	Matt Landers	ARK	13	47	901	8	59	19.17	69.3
7.	Jonathan Mingo	OM	13	51	861	5	72	16.88	66.2
8.	Evan Stewart	TAM	10	53	649	2	43	12.25	64.9
9.	Will Sheppard	VU	12	60	776	9	31	12.93	64.7
10.	Brock Bowers	UGA	15	63	942	7	78	14.95	62.8

ALL PURPOSE		Team	G	Rush	Rcv	PR	KR	Yds	Avg/G
4.	Devon Achane	TAM	10	1102	196	0	312	1610	161.0
3.	Jahmyr Gibbs	ALA	12	926	444	0	258	1628	135.7
1.	Raheim Sanders	ARK	13	1443	271	0	0	1714	131.9
2.	Quinshon Judkins	OM	13	1567	132	0	0	1699	130.7
5.	Kenny McIntosh	UGA	15	829	505	0	0	1334	88.9
6.	Jalin Hyatt	UT	12	0	1267	0	0	1267	105.6
7.	Ray Davis	VU	12	1042	169	0	0	1211	100.9
8.	Trevor Etienne	UF	13	719	66	0	421	1206	92.8
9.	Jarquez Hunter	AU	12	668	224	0	302	1194	99.5
10.	Tank Bigsby	AU	12	970	180	0	0	1150	95.8

PUNT RETURNS		Team	G	Ret	Yds	TD	Long	Avg
1.	Kool-Aid McKinstry	ALA	13	21	332	0	45	15.8
2.	Dee Williams	UT	9	15	281	1	73	18.7
3.	Zavion Thomas	MSU	11	15	202	1	63	13.5
4.	Ladd McConkey	UGA	15	16	197	0	39	12.3
5.	Josh Vann	SC	12	10	151	0	37	15.1
6.	Luther Burden	MIZ	13	12	151	1	78	12.6
7.	Bryce Stephens	ARK	13	15	149	1	82	9.9
8.	Keionte Scott	AUB	12	14	134	0	22	9.6
9.	Xzavier Henderson	UF	11	11	108	0	48	9.8
10.	Moose Muhammad III	TAM	10	14	94	0	20	6.7

KICK RETURNS		Team	G	Ret	Yds	TD	Long	Avg
1.	Lideatrick Griffin	MSU	13	19	613	1	92	32.3
2.	Xavier Legette	SC	13	15	441	1	100	29.4
3.	Devon Achane	TAM	10	11	312	1	95	28.4
4.	Barion Brown	UK	13	16	440	1	100	27.5
5.	Trevor Etienne	UF	13	17	421	0	48	24.8
6.	Jayden McGowan	VU	12	16	384	0	42	24.0
7.	Dayton Wade	OM	13	14	307	0	38	21.9
8.	Kearis Jackson	UGA	15	18	391	0	36	21.7
9.	Jarquez Hunter	AU	12	14	302	0	31	21.6
10.	Jimmy Holiday	UT	12	14	281	0	34	20.1

PUNTING		Team	G	No.	Yds	Lg	I20	50+	TB	Avg.
1.	Kai Kroger	SC	13	58	2675	79	29	18	5	46.1
2.	Matt Hayball	VU	12	56	2550	65	18	14	2	45.5
3.	Oscar Chapman	AU	12	55	2413	61	18	12	2	43.9
4.	Jack Stonehouse	MIZ	10	46	1951	68	15	9	4	42.4
5.	Nik Constantinou	TAM	12	62	2588	57	23	7	1	41.7

SCORING		Team	G	TD	FG	PAT	2XP	Pts	Pts/G
1.	Jack Podlesny	UGA	15	0	26	73	0	151	10.1
2.	Will Reichard	ALA	13	0	22	64	0	130	10.0
3.	Chase McGrath	UT	13	0	16	70	0	118	9.1
4.	Quinshon Judkins	OM	13	17	0	0	0	102	7.9
5.	Harrison Mevis	MIZ	13	0	22	33	0	99	7.6
6.	Jalin Hyatt	UT	12	15	0	0	0	90	7.5
7.	Devon Achane	TAM	10	12	0	0	0	72	7.2
8.	Jonathan Cruz	OM	13	0	15	48	0	93	7.3
9.	Jabari Small	UT	13	15	0	0	0	90	6.9
10.	Cam Little	ARK	13	0	13	58	0	89	6.9

SCORING (KICK)		Team	G	PATs	FGs	Pts	Pts/G
1.	Jack Podlesny	UGA	15	73-74	26-31	151	10.1
2.	Will Reichard	ALA	13	64-64	22-26	130	10.0
3.	Chase McGrath	UT	13	70-72	16-20	118	9.1
4.	Harrison Mevis	MIZ	13	33-33	22-28	99	7.6
5.	Jonathan Cruz	OM	13	48-49	15-17	93	7.2
6.	Cam Little	ARK	13	50-50	13-16	89	6.9
7.	Adam Mihalek	UF	13	42-43	14-21	84	6.5
8.	Anders Carlson	AU	9	22-22	12-17	58	6.4
9.	Randy Bond	TAM	10	25-25	13-17	64	6.4
10.	Matt Ruffolo	UK	12	25-27	16-24	73	6.1

FIELD GOALS		Team	G	FG	FGA	Long	Pct.	FG/G
1.	Jack Podlesny	UGA	15	26	31	50	83.87	1.73
2.	Will Reichard	ALA	13	22	26	52	84.62	1.69
	Harrison Mevis	MIZ	13	22	28	56	78.57	1.69
3.	Anders Carlson	AU	9	12	17	46	70.59	1.33
	Matt Ruffolo	UK	12	16	24	50	66.67	1.33
4.	Randy Bond	TAM	10	13	17	51	76.47	1.30
5.	Chase McGrath	UT	13	16	20	51	80.00	1.23
6.	Jonathan Cruz	OM	13	15	17	53	88.24	1.15
7.	Adam Mihalek	UF	13	14	21	52	66.67	1.08
8.	Cam Little	ARK	13	13	16	51	81.25	1.00



PAT KICKING		Team	G	Made	Att	Pct.
1.	Will Reichard	ALA	13	64	64	100.00
	Cam Little	ARK	13	50	50	100.00
	Joseph Bulovas	VU	12	35	35	100.00
	Harrison Mevis	MIZ	13	33	33	100.00
	Randy Bond	TAM	10	25	25	100.00
	Anders Carlson	AU	9	22	22	100.00
7.	Jack Podlesny	UGA	15	73	74	98.65
8.	Adam Mihalek	UF	13	42	43	97.67
9.	Chase McGrath	UT	13	70	72	97.22
10.	Jonathan Cruz	OM	13	48	49	97.96

FIELD GOAL PCT		Team	G	FG	FGA	Long	Pct.
1.	Mitch Jeter	SC	13	11	11	53	100.00
2.	Jonathan Cruz	OM	13	15	17	53	88.24
3.	Will Reichard	ALA	13	22	26	52	84.62
5.	Cam Little	ARK	13	13	16	51	81.25
6.	Chase McGrath	UT	13	16	20	51	81.25
7.	Harrison Mevis	MIZ	13	22	28	56	78.57
8.	Randy Bond	TAM	10	13	17	51	76.47
9.	Massimo Biscardi	MSU	11	8	11	48	72.73
10.	Damian Ramos	LSU	14	10	14	47	71.43

FIELD GOAL ATT		Team	G	FG	FGA	Long	Pct.
1.	Jack Podlesny	UGA	15	26	31	50	83.87
2.	Harrison Mevis	MIZ	13	22	28	56	78.57
3.	Will Reichard	ALA	13	22	26	52	84.62
4.	Matt Ruffolo	UK	12	16	24	50	66.67
5.	Adam Mihalek	UF	13	14	21	52	66.67
6.	Chase McGrath	UT	13	16	20	51	80.00
7.	Randy Bond	TAM	10	13	17	51	76.47
	Anders Carlson	AU	9	12	17	46	70.59
9.	Jonathan Cruz	OM	13	15	17	53	88.24
10.	Cam Little	ARK	13	13	16	51	81.25

FIELD GOAL MADE		Team	G	FG	FGA	Long	Pct.
1.	Jack Podlesny	UGA	15	26	31	50	83.87
2.	Will Reichard	ALA	13	22	26	52	84.62
3.	Harrison Mevis	MIZ	13	22	28	56	78.57
4.	Matt Ruffolo	UK	12	16	24	50	66.67
5.	Chase McGrath	UT	13	16	20	51	80.00
6.	Jonathan Cruz	OM	13	15	17	53	88.24
7.	Adam Mihalek	UF	13	14	21	52	66.67
8.	Randy Bond	TAM	10	13	17	51	76.47
9.	Cam Little	ARK	13	13	16	51	81.25
10.	Anders Carlson	AU	9	12	17	46	70.59

TACKLES PER GAME		Team	G	Pos	Solo	Ast	Total	Avg/G
1.	Anfernee Orji	VU	12	LB	54	54	108	9.00
2.	Jett Johnson	MSU	13	LB	48	67	115	8.85
3.	Nathaniel Watson	MSU	13	LB	51	62	113	8.69
4.	Drew Sanders	ARK	12	LB	40	63	103	8.58
5.	Bumper Pool	ARK	11	LB	37	55	92	8.36
6.	DeMarcco Hellams	ALA	13	LB	67	41	108	8.31
7.	Antonio Johnson	TAM	9	DB	35	36	71	7.89
8.	Owen Pappoe	AU	12	LB	51	40	91	7.58
9.	Henry To'oTo'o	ALA	13	LB	44	49	93	7.15
10.	Troy Brown	OM	13	LB	44	49	93	7.15
11.	Rashad Torrence II	UF	12	DB	50	34	84	7.00
12.	Brian Branch	ALA	13	DB	58	32	90	6.92
13.	Trey Dean III	UF	12	DB	47	34	81	6.75
14.	Ventrell Miller	UF	11	LB	34	40	74	6.73
15.	Nick Emmanwori	SC	13	DB	62	23	85	6.54
16.	Decameron Richardson	MSU	13	DB	50	35	85	6.54
17.	Otis Reese	OM	13	DB	37	47	84	6.46
18.	Sherrod Greene	SC	12	LB	37	40	77	6.42
19.	Micah Baskerville	LSU	14	LB	41	48	89	6.36
20.	Jaylon Carlies	MIZ	13	DB	60	21	81	6.23
21.	Demani Richardson	TAM	12	DB	48	25	73	6.08
22.	Amari Burney	UF	13	DB	41	38	79	6.08
23.	Tysheem Johnson	OM	13	DB	38	40	78	6.00
24.	Ty/Ron Hopper	MIZ	13	LB	59	18	77	5.92
25.	Cam Riley	AU	11	LB	39	26	65	5.91

SACKS		Team	G	Pos	Solo	Ast	Total	Avg/G
1.	Drew Sanders	ARK	12	LB	8	3	9.5	0.79
2.	Will Anderson Jr.	ALA	13	LB	8	4	10.0	0.77
3.	Isaiah Mcguire	MIZ	12	DL	7	1	7.5	0.63
4.	Derick Hall	AU	12	DL	7	0	7.0	0.58
5.	Jordan Domineck	ARK	13	DL	7	1	7.5	0.58
6.	Tavius Robinson	OM	13	DE	6	2	7.0	0.54
7.	Byron Young	UT	13	DL	5	4	7.0	0.54
8.	Harold Perkins Jr.	LSU	14	LB	7	1	7.5	0.54
9.	Tyrus Wheat	MSU	12	LB	6	0	6.0	0.50
10.	BJ Ojulari	LSU	11	DE	4	3	5.5	0.50

TACKLES FOR LOSS		Team	G	Pos	Solo	Ast	Total	Avg/G
1.	Will Anderson Jr.	ALA	13	LB	13	8	17.0	1.31

FUMBLES FORCED		Team	G	Num	Avg/G
1.	Tavius Robinson	OM	13	5	0.38
2.	Antonio Johnson	TAM	9	3	0.33
3.	Harold Perkins Jr.	LSU	14	4	0.29
4.	DJ Coleman	MIZ	12	3	0.25
5.	Drew Sanders	ARK	12	3	0.25
6.	Colby Wooden	AU	12	3	0.25
7.	Anfernee Orji	VU	12	3	0.25
8.	Antwaun Powell-Ryland Jr.	UF	13	3	0.23
9.	Ennis Rakestraw Jr.	MIZ	13	3	0.23
10.	J.J. Weaver	UK	11	2	0.18

FUMBLES RECOVERED		Team	G	Num	Avg/G
1.	J.J. Weaver	UK	11	3	0.27
2.	Xzavier Henderson	UF	11	2	0.18
	Bryce Anderson	TAM	11	2	0.18
	Cooper Lutz	VU	11	2	0.18
3.	Chris Russel Jr.	TAM	12	2	0.17
	Colby Wooden	AU	12	2	0.17
	Tyrus Wheat	MSU	12	2	0.17
	Trey Dean III	UF	12	2	0.17
	Anfernee Orji	VU	12	2	0.17
	CJ Taylor	VU	12	2	0.17

INTERCEPTIONS		Team	G	No	Yds	TD	Long	Int/G
1.	Emmanuel Forbes	MSU	12	6	174	3	82	0.50
2.	Dwight McGlothorn	ARK	13	4	48	0	51	0.31
3.	De'Rickey Wright	VU	12	3	41	0	35	0.25
4.	Daylan Carnell	MU	13	3	41	1	40	0.23
	Jaylon Carlies	MU	13	3	14	0	14	0.23
	Marcellas Dial	SC	13	3	3	0	3	0.23
7.	Darius Rush	SC	13	2	59	0	59	0.20
	Chris Smith	UGA	15	3	29	0	22	0.20
9.	Jardin Gilbert	TAM	11	2	13	0	13	0.18
	Trevon Flowers	UT	11	2	0	0	0	0.18

PASSES DEFENDED		Team	G	Brup	Int	Total	Avg/G
1.	Emmanuel Forbes	MS	12	10	6	16	1.33
2.	Kool-AidMcKinstry	ALA	13	15	1	16	1.23
3.	Kris Abrams-Draine	MU	12	14	0	14	1.17
4.	Marcellas Dial	SC	13	12	3	15	1.15
5.	Dwight McGlothorn	ARK	13	10	4	14	1.08
6.	Ennis Rakestraw Jr.	MU	13	12	1	13	1.00
7.	Hudson Clark	ARK	13	11	1	12	0.92
8.	Deantre Prince	OM	13	11	1	12	0.92
9.	Carrington Valentine	UK	12	10	1	11	0.92
10.	Darius Rush	SC	10	7	2	9	0.90

GM 1 **South Carolina 35**
Georgia State 14



September 3, 2022
Williams-Brice Stadium
Columbia, S.C.
78,297



COLUMBIA, S.C. (AP) — South Carolina's special teams led the way toward a season-opening 35-14 victory over Georgia State on Saturday night.

Special teams have always been an emphasis for Gamecocks coach Shane Beamer, who watched his father, Frank, win game after game with "Beamer Ball," and its big special teams play.

The approach worked as the Gamecocks pulled away from Georgia State with 23 unanswered points in the second half.

The Gamecocks returned two blocked punts for touchdowns, new placekicker Mitch Jeter debuted by knocking two field goals of 50-plus yards and long snapper Hunter Rogers carried a fake field goal 5 yards for a first down that led to the Gamecocks' only first-half touchdown.

New quarterback Spencer Rattler took in a key two-point conversion in the third quarter to restore South Carolina's lead and it was just enough to squeak past a determined Panthers' squad that held a brief third-quarter advantage, 14-12.

The back-breaker also came in the third, when Rashad Amos blocked a Georgia State punt and DQ Smith retrieved the carom and ran it in for a touchdown.

Rattler showed off his dynamic playmaking ability. He finished 23 of 37 passing for 226 yards, a touchdown and two interceptions.

Following a scoreless first quarter, South Carolina sent out Jeter to attempt a 25-yard field goal. But special teams coordinator Pete Lembo's gang took over.

Long snapper Rogers took the snap and ran for just enough room for the first down. The Gamecocks lined up versatile tight end Jaheim Bell as a fullback at the goal line, then pitched to MarShawn Lloyd on the end-around for a touchdown.

A Rattler interception on the second play of the third quarter set up the Panthers' second score, a Grainger 4-yard rush to take a 14-12 lead. The Gamecocks immediately responded as Rattler hit Marshawn Lloyd for a 16-yard scoring pass to take the lead for good, 20-14.

Just over two minutes later, Rashad Amos blocked the punt and DQ Smith ran it back 26 yards for a 28-14 lead.

Later, Gamecocks' Traevon Kenion blocked a fourth-quarter punt and Ahmarean Brown took it 10 yards for the final score.

THE TAKEAWAY

Georgia State: The Panthers will cause a lot of trouble in the Sun Belt with their rushing attack. The Gamecocks' defense mostly held them in check, but GSU won't be playing the SEC anymore.

South Carolina: The Gamecocks' offense had some creative play-calls and greatly benefited from having a talent like Rattler behind center. He escaped trouble with his legs to keep numerous plays alive. Yet its offensive line struggled to protect Rattler and the Gamecocks' runners finished with 79 yards.

THE RETURN

Lloyd was the Gamecocks' most hyped running back recruit in a decade but tore an ACL in the first week of preseason camp two years ago and missed the season. He played in 2021 but was still very much not back to full strength.

On Saturday, he rushed for 30 yards, caught two passes for 31 yards and scored two touchdowns.

CLOWNEY COMES HOME

South Carolina held a halftime ceremony to honor former All-American and No. 1 overall NFL Draft pick Jadeveon Clowney. Clowney's jersey No. 7 was added alongside the Gamecocks' four retired numbers, although his number will continue to be worn as per a 2007 university policy.

Georgia State	0	7	7	0	14
South Carolina	0	12	16	7	35

SCORING SUMMARY

2nd	13:38	SC	Lloyd 1-yard run (rush failed) (9-69-4:27)	6-0
2nd	6:12	SC	Jeter 53-yard field goal (6-13-1:52)	9-0
2nd	4:20	GSU	Lewis 17-yard pass from Grainger (Hayes kick) (6-75-1:52)	9-7
2nd	0:00	SC	Jeter 51-yard field goal (8-42-1:48)	12-7
3rd	11:43	GSU	Grainger 4-yard run (Hayes kick) (7-32-2:31)	12-14
3rd	7:20	SC	Lloyd 16-yard pass from Rattler (Rattler rush) (9-75-4:23)	20-14
3rd	5:12	SC	D. Smith 26-yard blocked punt return (Bell rush)	28-14
4th	11:30	SC	A. Brown 10-yard blocked punt return (Jeter kick)	35-14

TEAM STATISTICS

	GSU	SC
First Downs	14	19
Rushing	7	7
Passing	4	10
Penalty	3	2
Net Yards Rushing	200	79
Rushing Attempts	40	32
Net Yards Passing	111	227
Cmp.-Att.-Int.	7-29-1	23-37-2
Total Offense Yards	311	306
Total Offense Plays	69	69
Fumbles: No.-Lost	0-0	0-0
Penalties: No.-Yards	8-75	5-70
Punts-Yards	9-320	7-344
Avg. Yards Per Punt	35.6	49.1
Punt Returns: No.-Yards	0-0	3-69
Kickoff Returns: No.-Yards	1-0	0-0
Interceptions: No.-Yards	2-5	1-3
Possession Time	24:44	35:16
Third Down Conversions	5-17	3-14
Fourth Down Conversions	1-3	2-2
Red Zone Scores-Chances	2-4	2-2
Sacks By: No.-Yards	3-18	0-0
PAT Kicks	2-2	1-1
Field Goals	0-0	2-2

INDIVIDUAL STATISTICS

RUSHING: GSU: Williams 13-76; Carroll 5-57; Grainger 11-43; Gregg 11-24. **SC:** Bell 7-39; Lloyd 11-30; McDowell 7-14; Rogers 1-5; Miller 2-3; Rattler 4-(-12).

PASSING: GSU: Grainger 7-29-1-111. **SC:** Rattler 23-37-2-227.


RECEIVING: GSU: Thrash 4-70; Williams 2-24; Lewis 1-17. **SC:** Wells Jr. 7-55; Brooks 4-88; Bell 4-18; McDowell 3-18; Lloyd 2-31; Vann 1-9; Stogner 1-7; Brown 1-1.

PUNT RETURNS: GSU: None. **SC:** Vann 3-33; D. Smith 0-26; Brown 0-10.

KICKOFF RETURNS: GSU: Byrd 1-0. **SC:** None.

INTERCEPTION RETURNS: GSU: White 2-5. **SC:** Dial 1-3.

GM #16/17 Arkansas 44
2 South Carolina 30



September 10, 2022

Reynolds Razorback Stadium
Fayetteville, Ark.

72,437

FAYETTEVILLE, ARK. (AP) — Darren McFadden and Felix Jones make for some serious company. Rocket Sanders can now say he's there with those all-time Arkansas running backs.

The Razorbacks' sophomore running back ran for a career-high 156 yards and two touchdowns in helping the No. 16 Razorbacks beat South Carolina 44-30 on Saturday.

Sanders joined McFadden, twice a Heisman Trophy finalist, and Jones, the player with the sixth-most yards rushing in school history, as the only three Arkansas players to run for 150 yards and two scores against the Gamecocks.

Sanders ran for 578 yards and five touchdowns in his first season last year. With returning starter Dominique Johnson still sidelined recovering from a knee injury suffered in the Outback Bowl, Sanders has taken nearly all of the first-team reps. The result has been a 2-0 start for his team and him becoming the first Razorbacks player since 2019 with back-to-back 100-yard games.

Sanders scored the first two touchdowns of the game as Arkansas (2-0, 1-0 Southeastern Conference) found the end zone on each of its first three possessions against South Carolina and opened a 21-3 lead. The Gamecocks (1-1, 0-1) responded with two straight scores at the end of the first half and the beginning of the second to pull within 21-16.

Sanders wouldn't score again as KJ Jefferson was the keystone for a bulk of the Razorbacks' second-half touchdowns, but he ran for 95 of his 156 yards in the final 30 minutes.

Arkansas ran for 295 yards, and AJ Green and Rashod Dubinion also chipped in touchdowns.

"I was really proud of our offensive line. We asked them to kind of control the game and I felt like they did. I think the offensive line wore them down," Pittman said.

Jefferson led a 14-play, 59-yard drive capped with his own 2-yard rushing touchdown at the start of the fourth quarter to move Arkansas back ahead by two scores. South Carolina lost a fumble on its next possession and Jefferson added a touchdown pass to Warren Thompson in response, ultimately putting the Gamecocks too far behind to rally.

Spencer Rattler tried. The Oklahoma transfer threw for 377 yards and a touchdown on 24 of 39 passing with a touchdown for South Carolina, but was intercepted in the end zone midway through the fourth quarter by Dwight McGlothern. The Gamecocks had three turnovers.

Jefferson was 18 of 21 passing for 162 yards and a touchdown. He ran for another 67 yards and the score on 19 carries.

"I thought he played better today than he did last week. I thought he was more accurate," Pittman said. "I thought he was in total control. ... He pretty much can take over the game when he wants to."

Johnson is expected to return in Week 3 against Missouri State. He might find himself short on carries as Sanders' development has put the sophomore in high company.

"I think he's becoming an all-around back a little bit more," Pittman said. "I thought he played really, really well. Two 100-yard days back-to-back is pretty good. He's a better back than he was a year ago."

THE TAKEAWAY

South Carolina: The Gamecocks had moments, but consistency was lacking in coach Shane Beamer's second year.

Arkansas: The Razorbacks' defense held up well without two starters in the secondary, including former freshman All-American Jalen Catalon.

IT'S BEEN AWHILE

Arkansas' win over South Carolina was the Razorbacks' first since 2011. The teams had met only three times since before Saturday with the Gamecocks winning each.

South Carolina	3	6	7	14	30
Arkansas	7	14	0	23	44

SCORING SUMMARY

1st	6:42	ARK	Sanders 1-yard run (Little kick) (13-63-5:38)	0-7
1st	3:32	SC	Jeter 28-yard field goal (6-65-3:10)	3-7
2nd	14:28	ARK	Sanders 11-yard run (Little kick) (12-75-4:04)	3-14
2nd	8:13	ARK	Dubinion 1-yard run (Little kick) (12-61-4:53)	3-21
2nd	2:56	SC	Lloyd 7-yard run (Jeter kick failed) (11-70-5:12)	9-21
3rd	8:51	SC	Wells Jr. 62-yard pass from Rattler (Jeter kick) (8-88-2:55)	16-21
4th	14:55	ARK	Jefferson 2-yard run (Little kick) (14-59-5:17)	16-28
4th	12:09	ARK	Thompson 23-yard pass from Jefferson (Little kick) (5-41-1:57)	16-35
4th	6:25	SC	McDowell 1-yard run (Brown pass from Rattler) (3-76-1:14)	24-35
4th	6:00	ARK	Green 21-yard run (Little kick) (2-9-0:18)	24-42
4th	3:21	SC	Bell 1-yard run (pass failed) (10-75-2:39)	30-42
4th	1:33	ARK	Safety (Intentional grounding in the end zone) (0:06)	30-44

TEAM STATISTICS

	SC	ARK
First Downs	23	28
Rushing	5	20
Passing	13	7
Penalty	5	1
Net Yards Rushing	40	295
Rushing Attempts	29	65
Net Yards Passing	377	162
Cmp.-Att.-Int.	24-39-1	18-21-0
Total Offense Yards	417	457
Total Offense Plays	68	86
Fumbles: No.-Lost	5-2	0-0
Penalties: No.-Yards	5-41	10-121
Punts-Yards	3-104	3-107
Avg. Yards Per Punt	34.7	35.7
Punt Returns: No.-Yards	0-0	2-10
Kickoff Returns: No.-Yards	2-55	1-34
Interceptions: No.-Yards	0-0	1-0
Possession Time	25:22	34:38
Third Down Conversions	3-10	9-16
Fourth Down Conversions	1-2	2-3
Red Zone Scores-Chances	4-5	5-6
Sacks By: No.-Yards	2-12	6-51
PAT Kicks	1-2	6-6
Field Goals	1-1	0-0

INDIVIDUAL STATISTICS

RUSHING: SC: McDowell 6-35; Lloyd 7-23; Bell 4-5; Rattler 12-(-23). **ARK:** Sanders 24-156; Jefferson 19-67; Green 9-43; Dubinion 8-15; Hornsby 1-8; Landers 1-6; Haselwood 2-5; Team 1-(-5).

PASSING: SC: Rattler 24-39-1-377. **ARK:** Jefferson 18-21-0-162.

RECEIVING: SC: Wells Jr. 8-189; Lloyd 6-72; Stogner 5-43; Brooks 2-29; McDowell 2-26; Brown 1-18. **ARK:** Haselwood 5-30; Landers 4-45; Thompson 3-36; Sanders 3-30; Hornsby 1-9; Jackson Jr. 1-7; Knox 1-5.

PUNT RETURNS: SC: None. **ARK:** Stephens 2-10.

KICKOFF RETURNS: SC: Legette 2-55. **ARK:** Pool 1-34.

INTERCEPTION RETURNS: SC: None. **ARK:** McGlothern 1-0.

**GM
3**

**#1/2 Georgia 48
South Carolina 7**



**September 17, 2022
Williams-Brice Stadium
Columbia, S.C.
78,212**



COLUMBIA, S.C. (AP) — Stetson Bennett went 16 for 23 for 284 yards and two touchdowns and ran for another score as No. 1 Georgia beat South Carolina 48-7 on Saturday.

The Bulldogs (3-0) nearly had a second shutout of the season in their Southeastern Conference opener, but the backups allowed a touchdown pass with 53 seconds to go.

Georgia has allowed just 10 points this season and the garbage-time score was the first offensive touchdown it gave up in its past five regular-season games.

South Carolina (1-2) started 0-2 in the SEC for the fourth straight year. The Georgia offense scored on eight of its first nine drives, gaining 551 yards and averaging nearly 10 yards a play before putting in the backups in the fourth quarter.

Tight end Brock Bowers had five catches for 121 yards and two touchdowns and also ran for a score. Georgia let 10 players carry the ball, rushing for 212 yards. Bennett didn't play the final 23 minutes of the game.

The Bulldogs' defensive line overwhelmed by South Carolina's front. A defender was in quarterback Spencer Rattler's face almost every time he dropped back more than three steps. The Oklahoma transfer got off just three deep balls, with two of them intercepted. He didn't play in the fourth quarter and was 13 of 25 for 118 yards.

The 41-point victory was Georgia's biggest against the Gamecocks in their 75 meetings. It was South Carolina's worst loss since a 56-6 defeat to Florida in 2008.

THE TAKEAWAY

Georgia: Struggles against teams like South Carolina used to define the Bulldogs. At one point when Steve Spurrier was Gamecocks coach in the early 2010s, South Carolina won four of five in the series. But after Saturday's win, Georgia has won 15 of its last 16 over SEC East teams and hasn't lost to an unranked team since the Gamecocks beat them 20-17 in double overtime in 2019.

South Carolina: Gamecocks coach Shane Beamer appears to be breathing life into a program that had lost 13 of its last 16 when he took over in 2021, but there is still a big gap to the best. In his second season, Beamer is 0-4 against Top 25 teams, losing by an average of nearly 24 points.

Georgia	14	10	21	3	48
South Carolina	0	0	0	7	7

SCORING SUMMARY					
1st	8:20	UGA	Bowers 5-yard run (Podlesny kick) (10-82-4:33)		0-7
1st	4:42	UGA	Milton 1-yard run (Podlesny kick) (5-43-2:04)		0-14
2nd	11:25	UGA	Bowers 6-yard pass from Bennett (Podlesny kick) (9-67-3:27)		0-21
2nd	0:30	UGA	Podlesny 42-yard field goal (9-60-3:38)		0-24
3rd	13:21	UGA	Bowers 78-yard pass from Bennett (Podlesny kick) (3-90-1:31)		0-31
3rd	7:13	UGA	Bennett 11-yard run (Podlesny kick) (8-88-3:49)		0-38
3rd	6:00	UGA	Delp 28-yard pass from Beck (Podlesny kick) (2-54-0:59)		0-45
4th	8:57	UGA	Zirkel 21-yard field goal (13-88-6:37)		0-48
4th	0:53	SC	Kenion 13-yard pass from Doty (Jeter kick) (6-45-2:11)		7-48

TEAM STATISTICS		
	UGA	SC
First Downs	30	17
Rushing	15	7
Passing	13	9
Penalty	2	1
Net Yards Rushing	208	92
Rushing Attempts	35	30
Net Yards Passing	339	214
Cmp.-Att.-Int.	21-30-0	19-34-3
Total Offense Yards	547	306
Total Offense Plays	65	64
Fumbles: No.-Lost	1-0	2-0
Penalties: No.-Yards	3-20	5-60
Punts-Yards	2-99	5-222
Avg. Yards Per Punt	49.5	44.4
Punt Returns: No.-Yards	3-8	1-21
Kickoff Returns: No.-Yards	1-19	1-25
Interceptions: No.-Yards	3-42	0-0
Possession Time	30:40	29:20
Third Down Conversions	5-9	4-13
Fourth Down Conversions	0-0	2-3
Red Zone Scores-Chances	5-5	1-2
Sacks By: No.-Yards	0-0	0-0
PAT Kicks	6-6	1-1
Field Goals	2-2	0-0

INDIVIDUAL STATISTICS

RUSHING: UGA: Bennett 3-36; Edwards 4-33; Milton 10-32; Robinson 6-32; Beck 2-25; McIntosh 4-20; McConkey 1-13; Morrisette 1-8; Jones 1-8; Bowers 1-5; Team 2-(-4). **SC:** McDowell 8-33; Lloyd 9-22; Doty 2-18; Rattler 2-8; Beal-Smith 5-6; Miller 1-4; Joyner 1-3; Adkins 1-1; Team 1-(-3).

PASSING: UGA: Bennett 16-23-0-284; Beck 5-6-0-55; Vandagriff 0-1-0-0. **SC:** Rattler 13-25-2-118; Doty 5-8-1-76; Kroeger 1-1-0-20.

RECEIVING: UGA: Bowers 5-121; McConkey 4-52; Milton 2-40; Delp 2-32; Jones 2-11; Balylock 1-19; Washington 1-15; Rosemy-Jacksaint 1-15; McIntosh 1-14; Speer 1-12; Jackson 1-8. **SC:** Brooks 5-53; Kenion 2-33; McDowell 2-32; Brown 2-26; Legette 2-9; Lloyd 2-4; Bell 1-46; Stogner 1-12; Vann 1-(-1); Joyner 1-(-1).

PUNT RETURNS: UGA: McConkey 2-12; Lassiter 1-(-4). **SC:** Vann 1-21.

KICKOFF RETURNS: UGA: K. Jackson 1-19. **SC:** Legette 1-25.

INTERCEPTION RETURNS: UGA: Starks 1-42; D. Jackson 1-0; Marshall 1-0. **SC:** None.

GM
4

South Carolina 56

Charlotte 20



September 24, 2022
Williams-Brice Stadium
Columbia, S.C.
77,982



COLUMBIA, S.C. (AP) — Marshawn Lloyd ran for a career-high 169 yards and three touchdowns as South Carolina scored on its first eight possessions to put away Charlotte 56-20 on Saturday night.

The win ended a two-game losing streak for the Gamecocks (2-2) — and was a welcome performance for an offense stuck near the bottom of the Southeastern Conference this season.

Lloyd had scoring runs of 25, 14 and 7 yards, the first two that left fans' jaws dropped and Charlotte defenders in disbelief.

On the first, Lloyd cleanly hurdled safety Wayne Jones in the open field on the way to the end zone. On his second, Lloyd was stood up for what looked like a short gain before breaking free to put South Carolina ahead 28-14.

Lloyd had some help on the last, converting after Gamecocks linebacker Brad Johnson intercepted Charlotte's Chris Reynolds deep in 49ers territory. Lloyd calmly found the end zone a final time and finished with South Carolina's most rushing yards since Kevin Harris gained 182 against North Carolina in its 38-21 Duke's Mayo Bowl victory last New Year's Eve.

Charlotte (1-4) of Conference USA entered with the country's 30th best passing attack at 289 yards a game and the one of the worst rushing defenses (129 out of 131) in the NCAA at 243 yards allowed per game. Both were evident at South Carolina.

The Gamecocks picked up 161 yards on the ground to score on all four of their first-half possessions. But the 49ers were largely on target behind sixth-year quarterback Chris Reynolds, converting their first seven third downs and throwing for 132 yards to keep things close at the half, 20-14.

South Carolina finished with a season-best 545 yards of offense.

The Gamecocks' run of points each series ended when backup quarterback Luke Doty was intercepted by Jones — yes, the one who was hurdled by Lloyd — with 8:22 left in the game.

THE TAKEAWAY

Charlotte: The 49ers lost both Power Five games they've played this season, falling at Maryland, 56-21, before the South Carolina blowout. Charlotte has a face-paced attack behind Reynolds that had the Gamecocks defense on its heels in the first half. The school does leave with \$1.4 million in guarantees for playing at Williams-Brice Stadium.

South Carolina: There are still plenty of things to fix for the Gamecocks. This is certainly a start to gaining confidence and momentum once they return to SEC play in two weeks. The offense was efficient and powerful and the defense, after a sluggish first half, got three second-half interceptions that South Carolina turned into points.

Charlotte	7	7	0	6	20
South Carolina	3	17	22	14	56

SCORING SUMMARY

1st	9:54	SC	Jeter 25-yard field goal (12-72-5:01)	3-0
1st	2:48	CLT	Clemons 2-yard pass from Reynolds (Zita kick) (13-90-7:00)	3-7
2nd	14:52	SC	Lloyd 25-yard run (Jeter kick) (7-75-2:56)	10-7
2nd	9:43	CLT	Tucker 14-yard pass from Reynolds (Zita kick) (12-81-5:02)	10-14
2nd	6:29	SC	Beal-Smith 1-yard run (Jeter kick) (9-60-2:58)	17-14
2nd	0:02	SC	Jeter 27-yard field goal (9-85-1:27)	20-14
3rd	10:25	SC	Lloyd 14-yard run (Kenion rush) (5-70-2:07)	28-14
3rd	8:34	SC	Lloyd 7-yard run (Jeter kick) (2-7-0:11)	35-14
3rd	6:14	SC	Beal-Smith 1-yard run (Jeter kick) (5-33-2:04)	42-14
4th	12:20	SC	McDowell 4-yard run (Herrera kick) (8-54-4:39)	49-14
4th	6:43	CLT	Spencer 35-yard pass from Foster (Rush failed) (4-62-1:39)	49-20
4th	1:55	SC	Rucker 52-yard pass from Doty (Herrera kick) (3-53-1:16)	56-20

TEAM STATISTICS

	CLT	SC
First Downs	21	28
Rushing	4	16
Passing	13	9
Penalty	4	3
Net Yards Rushing	79	295
Rushing Attempts	29	40
Net Yards Passing	213	250
Cmp.-Att.-Int.	20-35-3	19-26-1
Total Offense Yards	292	545
Total Offense Plays	64	66
Fumbles: No.-Lost	1-0	1-1
Penalties: No.-Yards	6-51	10-67
Punts-Yards	4-177	0-0
Avg. Yards Per Punt	44.2	0.0
Punt Returns: No.-Yards	0-0	2-8
Kickoff Returns: No.-Yards	5-77	2-52
Interceptions: No.-Yards	1-(-1)	3-18
Possession Time	33:28	26:32
Third Down Conversions	8-14	5-8
Fourth Down Conversions	0-0	1-1
Red Zone Scores-Chances	2-2	7-8
Sacks By: No.-Yards	1-8	1-9
PAT Kicks	2-2	6-6
Field Goals	0-0	2-2

INDIVIDUAL STATISTICS

RUSHING: CLT: Byrd 9-33; McEachern 5-18; Williams 5-18; Rutledge 7-16; Brown 0-2; Foster 2-1; Reynolds 1-(-9). **SC:** Lloyd 15-169; Beal-Smith 9-55; Doty 2-32; McDowell 9-23; Amos 1-9; Rattler 3-5; Miller 1-2.

PASSING: CLT: Reynolds 16-28-2-143; Foster 3-5-0-69; Williams 1-2-1-1. **SC:** Rattler 17-23-0-187; Doty 2-3-1-63.

RECEIVING: CLT: Spencer 5-59; DuBost 4-60; Tucker 3-19; Clemons 2-3; McEachern 1-17; Groulx 1-17; Minter 1-12; Rutledge 1-11; Brown 1-9; Thompson 1-6. **SC:** McDowell 4-13; Brooks 3-67; A. Brown 3-55; Wells Jr. 2-27; Stogner 2-17; Bell 2-9; Rucker 1-52; Beal-Smith 1-6; Legette 1-4.

PUNT RETURNS: CLT: None. **SC:** Vann 2-8.

KICKOFF RETURNS: CLT: Byrd 4-77. **SC:** Legette 2-52.

INTERCEPTION RETURNS: CLT: Jones 1-(-1). **SC:** Johnson 1-15; D. Smith 1-1; C. Smith 1-0.

**GM
5**

**South Carolina 50
South Carolina State 10**



**September 29, 2022
Williams-Brice Stadium
Columbia, S.C.
61,551**



COLUMBIA, S.C. (AP) — Spencer Rattler threw two touchdown passes and ran for a score in South Carolina's 50-10 victory over South Carolina State in a game moved from Saturday to Thursday night because of Hurricane Ian.

Rattler finished with 212 yards, completing 21 of 27 passes including a 5-yard scoring strike to tailback MarShawn Lloyd and an 11-yarder to tight end Austin Stogner, his teammate at Oklahoma, to help South Carolina (3-2) rout the FCS Bulldogs (1-3).

Administrators at both schools agreed to the change because of the hurricane's approach. Ian moved through Florida into the Atlantic and was expected to re-enter land in the Palmetto State as a Category 1 storm Friday.

Many parking areas were half-filled at best and the normal, Southeastern Conference-style tailgating setups were absent for this one. South Carolina said 61,551 were at Williams-Brice Stadium, which lists a capacity of 77,559. But the upper decks were largely empty and it wasn't a stretch to think only about the announced crowd came out.

The Gamecocks overcame a sluggish start, including two interceptions off Rattler's receivers' hands, to take control in the opening half.

The Gamecocks broke through on Rattler's first-quarter TD toss to Lloyd, which was followed by a funky, "swinging gate" formation on a successful two-point conversion by defensive lineman Tonka Hemingway.

South Carolina pulled out the wishbone on its next touchdown, a 1-yard handoff to versatile tight end Jaheim Bell. Rattler ran his way to a score from 6 yards out with 37 seconds left in the half to put Gamecocks up 22-0.

South Carolina State of the Mid-Eastern Athletic Conference had more penalty yards than offensive yards, 112 to 83, in the first 30 minutes. The Bulldogs got their only touchdown on Tyrece Nick's 1-yard touchdown run right after halftime, ending a drought where they had gone three straight quarters without points.

Nick accounted for 158 of the Bulldogs' 220 yards of offense.

THE TAKEAWAY

South Carolina State: The Bulldogs had lost their earlier FBS game, 56-10 at UCF to open the season. They certainly put up a better showing in their home state — the campuses are located about 40 miles apart — and leave with \$500,000 for playing at Williams-Brice.

South Carolina: The Gamecocks got their run game going a week ago in a 56-20 win over Charlotte when they rushed for 295 yards. This time, they got Rattler and the passing game on track. Both will be needed when they return to SEC play at No. 7 Kentucky next week.

S.C. State	0	0	7	3	10
South Carolina	8	14	14	14	50

SCORING SUMMARY

1st	4:48	SC	Lloyd 5-yard pass from Rattler (Hemingway rush) (6-53-3:03)	8-0
2nd	12:04	SC	Bell 1-yard run (Jeter kick) (9-95-4:42)	15-0
2nd	0:37	SC	Rattler 6-yard run (Jeter kick) (6-63-2:25)	22-0
3rd	10:51	SCSU	Nick 1-yard run (Zimmerman kick) (8-75-4:09)	22-7
3rd	8:17	SC	Stogner 15-yard pass from Rattler (Jeter kick) (5-58-2:26)	29-7
3rd	0:52	SC	Beal-Smith 1-yard run (Jeter kick) (9-73-3:50)	36-7
4th	10:31	SC	Lloyd 2-yard run (Jeter kick) (1-2-0:05)	43-7
4th	6:48	SCSU	Zimmerman 21-yard field goal (8-71-3:43)	43-10
4th	1:46	SC	Doty 13-yard run (Herrera kick) (3-32-0:53)	50-10

TEAM STATISTICS

	SCSU	SC
First Downs	13	21
Rushing	7	9
Passing	3	8
Penalty	3	4
Net Yards Rushing	145	185
Rushing Attempts	40	31
Net Yards Passing	75	219
Cmp.-Att.-Int.	7-18-3	24-30-2
Total Offense Yards	220	404
Total Offense Plays	58	61
Fumbles: No.-Lost	2-0	3-1
Penalties: No.-Yards	12-117	5-57
Punts-Yards	7-241	2-75
Avg. Yards Per Punt	34.4	37.5
Punt Returns: No.-Yards	0-0	1-30
Kickoff Returns: No.-Yards	1-7	3-56
Interceptions: No.-Yards	2-0	3-63
Possession Time	30:54	29:06
Third Down Conversions	1-12	5-10
Fourth Down Conversions	0-0	0-1
Red Zone Scores-Chances	2-2	7-8
Sacks By: No.-Yards	0-0	1-1
PAT Kicks	1-1	6-6
Field Goals	1-1	0-0

INDIVIDUAL STATISTICS

RUSHING: SCSU: Nick 14-95; Flowers 14-28; Smith 1-15; Austin 1-10; Benson 3-7; Shaw 3-0; Team 1-(-2); Fields Jr. 3-(-8). **SC:** Lloyd 11-80; Raattler 5-31; Miller 2-29; Beal-Smith 6-15; McDowell 4-13; Doty 1-13; Bell 2-4.

PASSING: SCSU: Fields Jr. 4-13-2-12; Nick 3-5-1-63. **SC:** Rattler 21-27-2-212; Doty 3-3-0-7.

RECEIVING: SCSU: Davis 3-62; James 2-11; White 1-3; Massey 1-(-1). **SC:** Wells Jr. 7-38; Brooks 3-61; Lloyd 3-11; Bell 2-48; Beal-Smith 2-13; McDowell 2-8; Stogner 1-15; A. Brown 1-11; Legette 1-7; Vann 1-5; Adkins 1-2.

PUNT RETURNS: SCSU: None. **SC:** Vann 1-30.

KICKOFF RETURNS: SCSU: Davis 1-7. **SC:** McDowell 3-56.

INTERCEPTION RETURNS: SCSU: Nichols 1-0; Keith 1-0. **SC:** Martin-Scott 1-37; Greene 1-26; Dial 1-0.

GM
6

South Carolina 24
#13/13 Kentucky 14

October 8, 2022
Kroger Field
Lexington, Ky.
61,612



LEXINGTON, KY. (AP) — Spencer Rattler overcame two early turnovers and threw the go-ahead touchdown pass in the third quarter, Jalen Brooks ran for an insurance score midway through the fourth and South Carolina scored 17 unanswered points to beat No. 13 Kentucky 24-14 on Saturday night for its third consecutive victory.

Kentucky started freshman Kaiya Sheron at quarterback in place of injured senior Will Levis, who wore a protective on his left foot.

MarShawn Lloyd scored a 2-yard touchdown run on the Gamecocks' first snap, immediately after Kentucky's Chris Rodriguez Jr. fumbled on the opening play. That quickly seized momentum against the Wildcats (3-3, 1-2 Southeastern Conference).

South Carolina (4-2, 1-2) moved ahead early in the third quarter, when Rattler (14 of 19, 177 yards) hit Antwane Wells Jr. in the flat and the junior darted past a defender for a 42-yard touchdown and 14-7 lead.

Mitch Jeter's 32-yard field goal later in the period provided a 10-point cushion that Brooks extended to 17 points with a 24-yard TD run with 7:02 remaining.

Sheron (15 of 27, 178 yards) tossed a 10-yard TD pass JuTahn McClain with 2:49 left, his second of the game, but the Wildcats fell for the second consecutive week in league play.

Mystery preceded this defeat as Levis entered Kroger Field with a boot on his left foot and did not participate in warmups with teammates. Earlier this week, Kentucky coach Mark Stoops referred to a finger injury Levis sustained in last week's 22-19 loss to No. 9 Mississippi, but didn't mention any foot injury and remained mum on the quarterback's status on Thursday.

Disaster quickly followed with Rodriguez's fumble, a blocked punt and Matt Ruffolo's missed 45-yard field goal that bounced off the left upright. Sheron regrouped to fake a toss to Rodriguez and hit wide-open Jordan Dingle for the tying touchdown in the second quarter, but Kentucky was held to its lowest output since losing 30-13 to top-ranked Georgia 30-13 last season.

THE TAKEAWAY

South Carolina: Gifted with a turnover on the first snap, the Gamecocks converted but couldn't reach the end zone until the third quarter. Rattler fumbled on a sack and was intercepted, but found a groove with short passes that turned into big gains. The defense limited Sheron's passing options after the TD to earn a much-needed win.

Kentucky: Offensive falloff was to be expected without Levis, but the Wildcats quickly dug a hole with a first-play fumble and special teams failures. Other than Sheron, the offense stalled. More puzzling were the defensive breakdowns that allowed Rattler to pick them apart, which is not good with red-hot Mississippi State up next.

South Carolina	7	0	10	7	24
Kentucky	0	7	0	7	14

SCORING SUMMARY

1st	14:47	SC	Lloyd 2-yard run (Jeter kick) (1-2-0:04)	7-0
2nd	8:30	UK	Dingle 16-yard pass from Sheron (Ruffolo kick) (7-56-3:23)	7-7
3rd	12:47	SC	Wells Jr. 42-yard pass from Rattler (Jeter kick) (6-75-2:13)	14-7
3rd	2:38	SC	Jeter 32-yard field goal (14-70-7:01)	17-7
4th	7:02	SC	Brooks 24-yard run (Jeter kick) (3-72-1:24)	24-7
4th	2:49	UK	McClain 10-yard pass from Sheron (Ruffolo kick) (16-75-4:13)	24-14

TEAM STATISTICS

	SC	UK
First Downs	15	18
Rushing	8	9
Passing	7	8
Penalty	0	1
Net Yards Rushing	179	121
Rushing Attempts	42	36
Net Yards Passing	177	178
Cmp.-Att.-Int.	14-19-1	15-27-1
Total Offense Yards	356	299
Total Offense Plays	61	63
Fumbles: No.-Lost	2-1	1-1
Penalties: No.-Yards	4-26	5-25
Punts-Yards	4-166	6-200
Avg. Yards Per Punt	41.5	33.3
Punt Returns: No.-Yards	2-35	1-11
Kickoff Returns: No.-Yards	1-24	0-0
Interceptions: No.-Yards	1-9	1-0
Possession Time	28:55	31:05
Third Down Conversions	6-14	3-12
Fourth Down Conversions	0-2	2-2
Red Zone Scores-Chances	2-3	2-2
Sacks By: No.-Yards	6-54	3-13
PAT Kicks	3-3	2-2
Field Goals	1-1	0-1

INDIVIDUAL STATISTICS

RUSHING: SC: Lloyd 22-110; Brooks 1-24; McDowell 5-17; Bell 4-12; A. Brown 1-9; Rattler 8-7; Team 1-0. **UK:** Rodriguez Jr. 22-126; McClain 3-19; Sheron 11-(-24).

PASSING: SC: Rattler 14-19-1-177. **UK:** Sheron 15-27-1-178.

RECEIVING: SC: Wells Jr. 3-66; Brooks 3-37; Lloyd 2-31; Vann 2-16; Bell 2-16; A. Brown 1-7; McDowell 1-4. **UK:** Magwood 2-37; Key 2-22; Bates 2-19; Brown 2-6; Robinson 1-27; Lewis 1-20; Dingle 1-16; McClain 2-10; Lewis 1-10; Harris 1-10; Rodriguez Jr. 1-7.

PUNT RETURNS: SC: Vann 1-18; Ford 1-17. **UK:** Brown 1-11.

KICKOFF RETURNS: SC: Legette 1-24. **UK:** None.

INTERCEPTION RETURNS: SC: Spaulding 1-9. **UK:** Wallace 1-0.

GM
7

South Carolina 30

Texas A&M 24



October 22, 2022
Williams-Brice Stadium
Columbia, S.C.
77,837



COLUMBIA, S.C. (AP) — South Carolina opened strong with 17 points in the first six minutes — sparked when Xavier Legette took the opening kickoff 100 yards for a touchdown — then held on to beat Texas A&M 30-24 on Saturday night.

The Gamecocks (5-2, 2-2 Southeastern Conference) returned the opening kickoff for a touchdown and turned a fumble and interception deep in Aggies territory into 10 more points and a 17-0 hole for Texas A&M (3-4, 1-3) just over five minutes in.

It's the first time the Gamecocks have beaten the Aggies since the SEC made them their Western Division rival in 2014 and the first time they've won four in a row since 2013, shaking off a 48-7 loss to No. 1 Georgia in the third game of the season.

"A month ago, I was asked if this team quit. That look like this team has quit?" South Carolina coach Shane Beamer said.

MarShawn Lloyd ran 18 times for 92 yards and had both of South Carolina's touchdowns in the second half to keep Texas A&M from climbing back in it.

Spencer Rattler was 12-of-25 passing for 168 yards for South Carolina. "We never quit. We keep fighting. That's what we are about," Rattler said.

Devon Achane ran 20 times for 99 yards for the Aggies. Hayes King was 17-of-32 passing for 178 yards, with a touchdown and an interception before leaving with an injury to his throwing shoulder in the fourth quarter. Coach Jimbo Fisher said he kept Hayes out of the rest of the game as a precaution.

Freshman Conner Weigman filled in and threw for 91 yards but neither of his two final Hail Mary tries made it to the end zone after Texas A&M recovered an onside kick at midfield with nine seconds left.

The loss puts even more pressure on Texas A&M coach Jimbo Fisher, whose team started the season ranked No. 6. The Aggies seem to play just under the level of their opponents, losing by six to South Carolina, four to No. 6 Alabama and three to Appalachian State

"We have good players. We're right there, it's not like we're getting ran out of the stadium," Fisher said. "We've just got to find a way to make a play or two — all the sudden you will get over the hump. It's just the way it goes."

With a contract through 2031 paying him \$9 million a year, Fisher's job likely isn't in jeopardy. However, losing to South Carolina has been bad for several SEC coaches. Phillip Fulmer for Tennessee in 2008, Will Muschamp in 2014 and Dan Mullen in 2021 all lost their jobs shortly after losing to the Gamecocks.

THE TAKEAWAY

Texas A&M: Plenty of people expected the Aggies to challenge Alabama in the SEC West this season. Instead, it looks like a struggle to get to six wins and a bowl game. A win over UMass is probable. After that the Aggies need two wins out of four games — Ole Miss, Florida, at Auburn and at LSU.

South Carolina: Gamecocks fans chanted "Beamer Ball" during a late-game timeout in appreciation of second-year coach Shane Beamer. The Gamecocks only need to beat Missouri or Vanderbilt in the next two weeks to make a second straight bowl. And with the win, South Carolina has beaten every team in the current SEC.

Texas A&M	3	11	7	3	24
South Carolina	17	0	7	6	30

SCORING SUMMARY

1st	14:46	SC	Legette 100-yard kickoff return (Jeter kick)	7-0
1st	12:22	SC	Jeter 23-yard field goal (4-0-0:50)	10-0
1st	9:51	SC	Beal-Smith 5-yard run (Jeter kick) (4-36-1:44)	17-0
1st	6:28	TAMU	Bond 51-yard field goal (8-41-3:23)	17-3
2nd	13:30	TAMU	Bond 26-yard field goal (6-20-1:25)	17-6
2nd	2:00	TAMU	Wright 9-yard pass from King (Stewart pass from King) (13-94-8:04)	17-14
3rd	3:25	SC	Lloyd 18-yard run (Jeter kick) (6-51-2:47)	24-14
3rd	0:27	TAMU	Achane 15-yard run (Bond kick) (3-24-1:21)	24-21
4th	3:08	SC	Lloyd 4-yard run (Jeter kick blocked) (8-80-5:13)	30-21
4th	0:10	TAMU	Bond 28-yard field goal (7-83-0:51)	30-24

TEAM STATISTICS

	TAMU	SC
First Downs	23	13
Rushing	8	6
Passing	11	7
Penalty	4	0
Net Yards Rushing	129	118
Rushing Attempts	28	35
Net Yards Passing	269	168
Cmp.-Att.-Int.	25-47-1	12-25-0
Total Offense Yards	398	286
Total Offense Plays	75	60
Fumbles: No.-Lost	2-1	2-2
Penalties: No.-Yards	8-38	6-62
Punts-Yards	6-237	6-294
Avg. Yards Per Punt	39.5	49.0
Punt Returns: No.-Yards	4-14	1-4
Kickoff Returns: No.-Yards	2-25	1-100
Interceptions: No.-Yards	0-0	1-59
Possession Time	33:08	26:52
Third Down Conversions	5-14	8-16
Fourth Down Conversions	0-1	0-1
Red Zone Scores-Chances	4-4	4-5
Sacks By: No.-Yards	2-7	0-0
PAT Kicks	1-1	3-4
Field Goals	3-3	1-1

INDIVIDUAL STATISTICS

RUSHING: TAMU: Achane 20-99; King 3-19; Moss 2-9; Weigman 1-2; Team 1-0; Johnson Jr. 1-0. **SC:** Lloyd 18-92; Brooks 1-16; Beal-Smith 8-12; Bell 2-4; McDowell 2-0; Rattler 4-(-6).

PASSING: TAMU: King 17-32-1-178; Weigman 8-15-0-91. **SC:** Rattler 12-25-0-168.

RECEIVING: TAMU: Achane 7-57; Stewart 6-87; Green 4-38; Lane 3-20; Muhammad III 2-31; Wright 2-21; Brown 1-15. **SC:** Stogner 3-46; Wells Jr. 3-37; Vann 2-41; Lloyd 2-24; Bell 2-20.

PUNT RETURNS: TAMU: Muhammad III 4-14. **SC:** Vann 1-4.

KICKOFF RETURNS: TAMU: Achane 2-25. **SC:** Legette 1-100.

INTERCEPTION RETURNS: TAMU: None. **SC:** Rush 1-59.

GM Missouri 23
8 #25/25 South Carolina 10



October 29, 2022
Williams-Brice Stadium
Columbia, S.C.
77,578



COLUMBIA, S.C. (AP) — Brady Cook ran for a touchdown and directed three long, first-half scoring drives as Missouri built a 17-0 lead on the way to its fourth straight win over No. 25 South Carolina, 23-10, on Saturday night.

Receiver Dominic Lovett had career highs with 10 catches for 148 yards while the Tigers' defense had 11 tackles behind the line of scrimmage and held the Gamecocks (5-3, 2-3 Southeastern Conference) to 203 total yards. The Tigers (4-4, 2-3) won their second straight after starting league play 0-3.

Missouri beat a ranked opponent for the first time since its 45-41 win over No. 17 LSU on Oct. 10, 2020.

It ended the Gamecocks four-game win streak — and also ended their stay in the national rankings after getting in this past week for the first time in four years.

Cook proved a steady hand against a South Carolina defense that was active and opportunistic in beating No. 19 Kentucky on Oct. 8 and Texas A&M last week.

Cook led a 15-play, 96-yard scoring drive that took up most of the first quarter and which he ended with his 3-yard burst to the end zone.

The Tigers went on another lengthy drive on their next possession, this one going 84 yards in 10 plays and finishing with Cody Schrader's 1-yard run.

Missouri looked to make it three-straight touchdown drives as it had a first-and-goal on the South Carolina 3. But the Gamecocks forced Cook into a couple of incompletes before settling for Harrison Mevis' 19-yard field goal and a 17-0 lead.

The Gamecocks could not dig themselves out of that hole and finished with its fewest points since losing to No. 1 Georgia 48-7 on Sept. 17.

Quarterback Spencer Rattler scored the team's lone touchdown on a 7-yard run right before halftime.

Rattler passed for just 146 yards with an interception and a fumble deep in Tigers' territory. Tailback MarShawn Lloyd, who ran for 451 yards and seven TDs as South Carolina won its past four, had just 30 yards on seven attempts.

Mevis added field goals of 50 and 32 yards for Missouri in the second half.

THE TAKEAWAY

Missouri: The Tigers moved the ball consistently on offense and were dominant on defense to totally take apart South Carolina. If Missouri can keep Cook protected and continue its defensive success on third downs (the Gamecocks converted just 5 of 13 chances), it will be in every game down the stretch.

South Carolina: All the good things the Gamecocks had gained on offense and defense during their four-game winning streak went up in smoke against Missouri. They'll have to get right in a hurry to reach a bowl game. After a trip to Vanderbilt, they finish with an Orange Crush of Florida, No. 3 Tennessee and No. 5 Clemson.

Missouri	7	10	3	3	23
South Carolina	0	7	3	0	10

SCORING SUMMARY

1st	3:50	MU	Cook 3-yard run (Mevis kick) (15-96-6:58)	0-7
2nd	11:29	MU	Schrader 1-yard run (Mevis kick) (10-84-5:20)	0-14
2nd	4:59	MU	Mevis 19-yard field goal (10-75-4:40)	0-17
2nd	0:47	SC	Rattler 7-yard run (Jeter kick) (12-82-4:02)	7-17
3rd	4:12	SC	Jeter 39-yard field goal (12-59-4:03)	10-17
3rd	1:47	MU	Mevis 50-yard field goal (6-42-2:25)	10-20
4th	12:51	MU	Mevis 32-yard field goal (5-34-2:00)	10-23

TEAM STATISTICS

	MU	SC
First Downs	20	14
Rushing	9	5
Passing	10	7
Penalty	1	2
Net Yards Rushing	143	32
Rushing Attempts	43	23
Net Yards Passing	224	171
Cmp.-Att.-Int.	17-26-0	20-30-1
Total Offense Yards	367	203
Total Offense Plays	69	53
Fumbles: No.-Lost	0-0	2-1
Penalties: No.-Yards	6-45	5-45
Punts-Yards	4-156	6-261
Avg. Yards Per Punt	39.0	43.5
Punt Returns: No.-Yards	1-(-3)	0-0
Kickoff Returns: No.-Yards	1-16	3-60
Interceptions: No.-Yards	1-0	0-0
Possession Time	36:35	23:25
Third Down Conversions	8-16	5-13
Fourth Down Conversions	0-0	0-0
Red Zone Scores-Chances	4-5	1-1
Sacks By: No.-Yards	4-28	1-2
PAT Kicks	2-2	1-1
Field Goals	3-4	1-1

INDIVIDUAL STATISTICS

RUSHING: MU: Schrader 22-81; Cook 11-53; Young 3-20; Burden 2-10; Lovett 1-2; Team 4-(-23). **SC:** Lloyd 7-30; Beal-Smith 3-3; McDowell 5-1; Rattler 8-(-2).

PASSING: MU: Cook 17-26-0-224. **SC:** Rattler 20-30-1-171.

RECEIVING: MU: Lovett 10-148; Schrader 2-32; Banister 2-28; Burden 2-5; Young 1-11. **SC:** Wells Jr. 7-52; Stogner 4-63; A. Brown 3-3; Legette 2-23; McDowell 2-5; Vann 1-20; Brooks 1-5.

PUNT RETURNS: MU: Burden 1-(-3). **SC:** None.

KICKOFF RETURNS: MU: Young 1-16. **SC:** Legette 2-48; Joyner 1-12.

INTERCEPTION RETURNS: MU: Norwood 1-0. **SC:** None.

GM
9

South Carolina 38
Vanderbilt 27

November 5, 2022
FirstBank Stadium
Nashville, Tenn.
28,553



NASHVILLE, TENN. (AP) — Spencer Rattler threw three touchdown passes and South Carolina became bowl-eligible with its sixth win of the season, a 38-27 victory over Vanderbilt on Saturday night.

Rattler threw a 29-yard TD pass to Xavier Legette, a 19-yard TD to Josh Vann and a 17-yard TD to Antwane Wells.

The Gamecocks (6-3, 3-3 Southeastern Conference) won their 14th straight game over the Commodores (3-6, 0-5).

South Carolina built a commanding 31-14 halftime lead and handed Vanderbilt its fifth straight loss.

The Commodores suffered their 26th consecutive SEC defeat despite a career-high 167 rushing yards from senior running back Ray Davis, a Temple transfer.

South Carolina scored 10 points off turnovers in the first quarter.

Darius Rush intercepted an underthrown pass by AJ Swann at the Gamecocks 30-yard line, setting up the game's first touchdown.

Five plays later, Legette got behind the coverage in the middle of the end zone for a 29-yard scoring strike from Rattler to give South Carolina a 7-0 lead.

The teams traded long TD passes before Swann fumbled during a sack at the Commodores 17, setting up Mitch Jeter's 31-yard field goal which extended the Gamecocks' lead to 17-7 with 21 seconds left in the first quarter.

THE TAKEAWAY

South Carolina: The Gamecocks' offense rambled for 492 yards and never trailed. South Carolina faces a difficult finish with games against Florida, No. 2 Tennessee and No. 5 Clemson.

Vanderbilt: Defense continues to be a problem for the Commodores, who have allowed 38 or more points in four of their last five games. Three tough games remain for Vanderbilt: Kentucky, Florida and Tennessee.

TEMPERS FLARE

Gamecocks cornerback Cam Smith and Commodores wide receiver Will Sheppard were flagged with personal fouls after getting into a shoving match with 37 seconds left in the first half. Players from both teams surrounded Smith and Sheppard during the scuffle.

The teams appeared to be yelling at each other from close range as they jogged to their locker rooms for halftime, but nothing escalated beyond that.

South Carolina	17	14	7	0	38
Vanderbilt	7	7	7	6	27

SCORING SUMMARY

1st	11:23	SC	Legette 29-yard pass from Rattler (Jeter kick) (5-70-2:15)	7-0
1st	9:30	VU	Skinner Jr. 66-yard pass from Swann (Bulovas kick) (4-75-1:53)	7-7
1st	8:36	SC	Wells Jr. 68-yard pass from Joyner (Jeter kick) (2-70-0:49)	14-7
1st	0:21	SC	Jeter 31-yard field goal (4-4-1:12)	17-7
2nd	11:08	VU	Skinner Jr. 9-yard pass from Swann (Bulovas kick) (8-75-4:13)	17-14
2nd	9:13	SC	Beal-Smith 52-yard run (Jeter kick) (4-80-1:49)	24-14
2nd	1:22	SC	Vann 19-yard pass from Rattler (Jeter kick) (9-72-2:12)	31-14
3rd	6:50	VU	Smith 1-yard run (Bulovas kick) (11-81-5:51)	31-21
3rd	0:51	SC	Wells Jr. 17-yard pass from Rattler (Jeter kick) (12-65-5:59)	38-21
4th	6:06	VU	Davis 5-yard pass from Wright (pass failed) (11-87-4:18)	38-27

TEAM STATISTICS

	SC	VU
First Downs	17	24
Rushing	7	13
Passing	9	7
Penalty	1	4
Net Yards Rushing	208	226
Rushing Attempts	35	41
Net Yards Passing	284	228
Cmp.-Att.-Int.	20-28-0	18-33-2
Total Offense Yards	492	454
Total Offense Plays	63	74
Fumbles: No.-Lost	1-1	3-2
Penalties: No.-Yards	12-116	5-37
Punts-Yards	5-268	2-103
Avg. Yards Per Punt	53.6	51.5
Punt Returns: No.-Yards	0-0	1-(-1)
Kickoff Returns: No.-Yards	2-37	2-52
Interceptions: No.-Yards	2-5	0-0
Possession Time	29:13	30:47
Third Down Conversions	4-12	3-10
Fourth Down Conversions	1-2	1-2
Red Zone Scores-Chances	3-3	3-3
Sacks By: No.-Yards	2-13	1-2
PAT Kicks	5-5	3-3
Field Goals	1-1	0-1

INDIVIDUAL STATISTICS

RUSHING: SC: Bell 16-56; Beal-Smith 3-55; McDowell 5-48; Legette 2-28; Rattler 3-13; Wells Jr. 1-9; Joyner 1-8; Brooks 1-(-4); Team 3-(-5). **VU:** Davis 20-167; Wright 6-43; Smith 13-29; Swann 2-(-13).

PASSING: SC: Rattler 18-26-0-200; Joyner 1-1-0-68; Kroeger 1-1-0-16. **VU:** Swann 10-18-1-127; Wright 8-15-1-101.

RECEIVING: SC: Wells Jr. 4-110; Brooks 4-45; Vann 3-32; Bell 3-27; Legette 2-33; Brown 1-16; Hemingway 1-16; Adkins 1-6; Stogner 1-(-1). **VU:** Sheppard 6-95; Skinner Jr. 4-79; McGowan 4-20; Bresnahan 2-20; Ball 1-9; Davis 1-5.

PUNT RETURNS: SC: None. **VU:** Sheppard 1-(-1).

KICKOFF RETURNS: SC: Legette 1-20; McDowell 1-17. **VU:** McGowan 1-32; Lutz 1-20.

INTERCEPTION RETURNS: SC: Fortune 1-5; Rush 1-0. **VU:** None.

GM
10

Florida 38
South Carolina 6

November 12, 2022
Ben Hill Griffin Stadium
Gainesville, Fla.
89,454



GAINESVILLE, FLA. (AP) — Montrell Johnson Jr. ran for a career-high 161 yards and a touchdown, Anthony Richardson accounted for three scores in what might have been his final home game at Florida and the Gators steamrolled South Carolina 38-6 on Saturday.

Florida (6-4, 3-4 Southeastern Conference) avenged an ugly loss to the Gamecocks last season, won consecutive league games for the first time in nearly two years and became bowl eligible in coach Billy Napier's first season.

The Gators dominated from the start, scoring on their first four drives and leading 24-0 before South Carolina (6-4, 3-4) crossed midfield. Richardson opened the drubbing with a 3-yard run and doubled the lead with a 15-yard strike to Ricky Pearsall. Freshman Trevor Etienne had the play of the game: an 85-yard TD run that made it 21-0 late in the first quarter.

South Carolina's third quarter was somehow worse than its first. Coach Shane Beamer's team fumbled three times in its first four snaps out of the locker room, gift-wrapping three short fields for Florida that resulted in a missed field goal, a touchdown and a turnover on downs.

Florida's defense played its best game of the season, with the highlight coming when 415-pound defensive tackle Desmond Watson ripped the ball out of Jaheim Bell's arms and rambled 8 yards the other way. Watson was so tired that he barely celebrated when he reached teammates eagerly awaiting his arrival on the sideline.

Nonetheless, it was just the start of an hours-long party for the Gators, who finished with 374 yards rushing.

Richardson completed 11 of 23 passes for 112 yards and two touchdowns. He also ran for 96 yards and a score. Etienne finished with 100 yards on the ground.

At one point, Florida had three guys with at least 100 yards rushing — a feat last accomplished by the Gators in 1984. But Richardson lost 6 yards on a sack in the fourth before heading to the bench.

Little went right for South Carolina, which played without running back MarShawn Lloyd (thigh bruise).

FAKE PUNT

South Carolina's lone highlight was a fake punt late in the second quarter. Punter Kai Kroeger took the snap and connected with Dakereon Joyner for a 48-yard score. Joyner was all alone on the right side of the field and had one guy to beat, receiver Xzavier Henderson, for the touchdown.

South Carolina	0	6	0	0	6
Florida	21	3	7	7	38

SCORING SUMMARY

1st	9:17	UF	Richardson 3-yard run (Mihalek kick) (14-75-5:43)	0-7
1st	4:31	UF	Pearsall 15-yard pass from Richardson (Mihalek kick) (7-64-2:40)	0-14
1st	1:59	UF	Etienne 85-yard run (Mihalek kick) (2-85-0:21)	0-21
2nd	6:24	UF	Mihalek 28-yard field goal (11-82-6:19)	0-24
2nd	1:52	SC	Joyner 48-yard pass from Kroeger (Kroeger pass failed) (9-75-4:32)	6-24
3rd	9:43	UF	Odom 4-yard pass from Richardson (Mihalek kick) (3-12-1:15)	6-31
4th	6:02	UF	Johnson Jr. 8-yard run (Mihalek kick) (8-48-4:08)	6-38

TEAM STATISTICS

	SC	UF
First Downs	11	26
Rushing	6	15
Passing	4	10
Penalty	1	1
Net Yards Rushing	44	374
Rushing Attempts	23	54
Net Yards Passing	193	141
Cmp.-Att.-Int.	19-27-0	13-25-0
Total Offense Yards	237	515
Total Offense Plays	50	79
Fumbles: No.-Lost	3-3	4-1
Penalties: No.-Yards	11-82	7-50
Punts-Yards	6-270	2-116
Avg. Yards Per Punt	45.0	58.0
Punt Returns: No.-Yards	1-37	3-0
Kickoff Returns: No.-Yards	2-30	0-0
Interceptions: No.-Yards	0-0	0-0
Possession Time	23:40	36:20
Third Down Conversions	3-11	9-15
Fourth Down Conversions	1-2	1-2
Red Zone Scores-Chances	0-1	5-8
Sacks By: No.-Yards	3-15	3-24
PAT Kicks	0-0	5-5
Field Goals	0-0	1-2

INDIVIDUAL STATISTICS

RUSHING: SC: Bell 12-30; Joyner 2-17; McDowell 2-11; Legette 1-(-1); Rattler 6-(-13). **UF:** Johnson Jr. 24-161; Etienne 8-100; Richardson 15-96; Wright 3-15; Lingard 1-10; Pearsall 1-7; Team 1-(-5); Crawshaw 1-(-10).

PASSING: SC: Rattler 18-26-0-145; Kroeger 1-1-0-48. **UF:** Richardson 11-23-0-112; Kitna 2-2-0-29.

RECEIVING: SC: Vann 3-40; Brooks 3-30; A. Brown 3-19; Joyner 2-73; Wells Jr. 2-16; Bell 2-6; Legette 2-6; McDowell 2-3. **UF:** Douglas 3-53; Henderson 2-15; Odom 2-6; Jackson 1-23; Pearsall 1-15; Zanders 1-11; Burke 1-6; Johnson Jr. 1-6; Pouncey 1-6.

PUNT RETURNS: SC: Vann 1-37. **UF:** Henderson 2-(-11); Pearsall 1-11.

KICKOFF RETURNS: SC: Legette 1-23; McDowell 1-7. **UF:** None.

INTERCEPTION RETURNS: SC: None. **UF:** None.

**GM
11**

**South Carolina 63
#5/5 Tennessee 38**



**November 19, 2022
Williams-Brice Stadium
Columbia, S.C.
79,041**



COLUMBIA, S.C. (AP) — Spencer Rattler had the best day of his unpredictable career, throwing for 438 yards and six touchdowns as South Carolina beat No. 5 Tennessee 63-38 on Saturday night, all but eliminating the Volunteers from the playoffs.

Tennessee (9-2, 6-2 Southeastern, No. 5 CFP) may have also lost Heisman Trophy candidate Hendon Hooker, who left the game in the fourth quarter with a leg injury, falling and fumbling without being hit.

Even before the injury, the quarterback of the night was Rattler, who went from Heisman contender to the bench at Oklahoma in 2021.

The junior came into the night with nine interceptions and eight touchdowns and averaging 198 yards a game passing. There were questions about whether the Gamecocks (7-4, 4-4) might want to test out the backup.

But Rattler was patient in the pocket, dropping passes into the narrowest of windows. He completed 30 of 37 passes and ran when he had to with five carries for 16 yards. And he even caught a pass in the red zone from Dakeron Joyner, who South Carolina typically uses as a running threat under center.

"He was on. You talk about players and being in the zone," South Carolina coach Shane Beamer said.

Rattler's best day before Saturday was 387 yards against Kansas State for Oklahoma in 2020 and five TDs for the Sooners against Western Carolina in 2021.

Antwane Wells Jr. caught 11 passes for 177 yards and Josh Vann and Jaheim Bell each caught two touchdowns for the Gamecocks. Joyner had two rushing scores.

"Our whole mindset going into this game was attack. You weren't going to win this game punting on fourth down," said Beamer, whose team converted both of its fourth down tries and were 8 of 11 on third down.

The Tennessee defense could do almost nothing to stop the 11th best offense in the SEC. The Gamecocks gained 606 yards after failing to get over 300 yards in three of their past four games.

The 63 points were the most the Vols have ever allowed in an SEC game, eclipsing the 62-37 loss to Steve Spurrier's Florida in 1995.

"This one needs to hurt," Tennessee coach Josh Heupel said at his news conference under the stands as shouts of "Game!" "Cocks!" could be heard from students who rushed the field.

Hooker was 25 of 42 for 247 yards and three TDs before his injury. He didn't have his typical crisp game, overthrowing receivers and missing a few wide open throws. There was no immediate word on the severity of his hurt leg, but he did not return to the game.

SAND(STORM) THE FIELD

Beamer said before the game his youngest daughter Olivia texted him and said all she wanted for Christmas was to storm the field.

Sure enough, South Carolina fans rushed out of the stands after the win. It was so chaotic, Beamer couldn't find her. But he remembered.

"Santa will certainly bring you something, but Mom and I are certainly out of presents," Beamer said.

THE TAKEAWAY

Tennessee: A promising season for Tennessee imploded when the defense could not make a stop. South Carolina scored touchdowns on nine of 11 drives. One of the unsuccessful ones was a one-play drive that ended the first half.

South Carolina: The Gamecocks beat a Top 5 team for only the seventh time. It was their biggest win since knocking off No. 2 Georgia 20-17 in 2019 in double overtime. The 63 points were the most in an SEC game by the Gamecocks since they beat Mississippi State 65-39 in 1995.

Tennessee	7	17	7	7	38
South Carolina	21	14	7	21	63

SCORING SUMMARY

1st	10:34	SC	Bell 19-yard pass from Rattler (Jeter kick) (9-75-4:26)	7-0
1st	9:30	UT	Small 31-yard run (McGrath kick) (4-75-1:04)	7-7
1st	6:25	SC	Vann 60-yard pass from Rattler (Jeter kick) (5-65-2:59)	14-7
1st	1:15	SC	McDowell 11-yard pass from Rattler (Jeter kick) (7-64-3:18)	21-7
2nd	12:24	UT	Tillman 3-yard pass from Hooker (McGrath kick) (14-75-3:51)	21-14
2nd	9:06	SC	Joyner 1-yard run (Jeter kick) (7-74-3:18)	28-14
2nd	4:58	UT	McGrath 27-yard field goal (12-65-4:08)	28-17
2nd	2:04	SC	Vann 18-yard pass from Rattler (9-75-2:54)	35-17
2nd	0:12	UT	McCoy 7-yard pass from Hooker (McGrath kick) (11-75-1:52)	35-24
3rd	9:53	UT	Fant 41-yard pass from Hooker (McGrath kick) (6-74-1:01)	35-31
3rd	5:03	SC	Wells Jr. 3-yard run (Jeter kick) (9-65-4:50)	42-31
4th	11:41	SC	Bell 2-yard pass from Rattler (Jeter kick) (11-75-6:12)	49-31
4th	9:26	SC	Joyner 3-yard run (Jeter kick) (4-17-2:02)	56-31
4th	2:06	SC	Brooks 20-yard pass from Rattler (Jeter kick) (9-82-5:13)	63-31
4th	1:14	UT	Tillman 21-yard pass from Milton III (McGrath kick) (4-75-0:46)	63-38

TEAM STATISTICS

	UT	SC
First Downs	31	35
Rushing	8	12
Passing	18	19
Penalty	5	4
Net Yards Rushing	152	153
Rushing Attempts	28	38
Net Yards Passing	355	453
Cmp.-Att.-Int.	29-50-0	31-38-0
Total Offense Yards	507	606
Total Offense Plays	78	76
Fumbles: No.-Lost	1-1	0-0
Penalties: No.-Yards	7-60	9-75
Punts-Yards	3-107	1-55
Avg. Yards Per Punt	35.7	55.0
Punt Returns: No.-Yards	1-9	0-0
Kickoff Returns: No.-Yards	3-53	2-45
Interceptions: No.-Yards	0-0	0-0
Possession Time	21:02	38:58
Third Down Conversions	5-12	8-11
Fourth Down Conversions	2-3	2-2
Red Zone Scores-Chances	4-5	8-8
Sacks By: No.-Yards	1-10	1-10
PAT Kicks	5-5	9-9
Field Goals	1-1	0-0

INDIVIDUAL STATISTICS

RUSHING: UT: Small 11-80; Wright 6-28; Hooker 5-25; Milton III 2-17; Sampson 4-2. **SC:** Bell 17-82; A. Brown 3-39; Joyner 6-21; Rattler 5-16; Wells Jr. 1-3; Legette 2-(-2); Teama 1-(-2); McDowell 3-(-4).

PASSING: UT: Hooker 25-42-0-247; Milton III 4-8-0-108. **SC:** Rattler 30-37-0-438; Joyner 1-1-0-15.

RECEIVING: UT: Tillman 9-81; Hyatt 6-65; White 5-96; McCoy 3-19; Fant 2-57; Keyton 2-33; Warren 1-6; Sampson 1-(-2). **SC:** Wells Jr. 11-177; Bell 5-39; Vann 2-78; Brooks 2-56; Adkins 2-20; McDowell 2-18; Joyner 2-13; Kenion 1-21; Rattler 1-15; Legette 1-7; A. Brown 1-6; Stogner 1-3.

PUNT RETURNS: UT: Williams 1-9. **SC:** None.

KICKOFF RETURNS: UT: Holiday 3-53. **SC:** Vann 2-45.

INTERCEPTION RETURNS: UT: None. **SC:** None.

GM
12

South Carolina 31
#7/8 Clemson 30

November 26, 2022
Memorial Stadium
Clemson, S.C.
81,500



CLEMSON, S.C. (AP) — Spencer Rattler threw for 360 yards and two touchdowns, Mitch Jeter hit the go-ahead field goal with 11 minutes left and South Carolina crushed the playoff hopes of a second straight top-10 team with a 31-30 victory at No. 7 Clemson on Saturday.

The Gamecocks (8-4, 3-2 SEC) were the talk of college football last week after their 63-38 dismantling of then fifth-ranked Tennessee, ending the Vols' hopes of a College Football Playoff berth.

South Carolina and Rattler, who threw for 438 yards and six touchdowns against Tennessee, ended any chance Clemson (10-2, 6-1 ACC, CFP No. 8) had of reaching the CFP. The Gamecocks rallied from 14-0 down 10 minutes in to end Clemson's seven-game series winning streak and 40-game home streak that dated to 2016.

Antwane Wells Jr. had nine catches for 131 yards, including touchdowns of 4 and 72 yards.

Clemson was looking to set a series record with its eighth in a row over South Carolina. And the Tigers were up 30-21 midway through the third period after Will Shipley's 11-yard burst to the end zone.

That's when Wells, the James Madison transfer, broke behind the defense for a 72-yard scoring catch two plays later.

After Clemson's three-and-out, Rattler moved the Gamecocks to the Tigers 10 before Jeter connected for a 35-yard kick to go 10 of 10 on the season.

Clemson had no answer after South Carolina took the lead. The Tigers managed only 15 yards on three series as DJ Uiagalelei went a combined 0-of-6 passing with an interception.

Clemson got the ball back a final time with 2:09 left, but Antonio Williams fumbled on a punt return and South Carolina's Nick Emmanwori recovered.

The Gamecocks went wild in celebration, rushing to the team's fans and band in Death Valley's West end zone.

Wells wrapped it up with his final catch for a first down with 1:04 left. Rattler took the final snap and heaved the ball high in the air in joy.

THE TAKEAWAY

South Carolina: The Gamecocks probably wish there was more left to the season. It's been a landmark regular season in Shane Beamer's second season as coach, with wins over ranked Kentucky, vs. Texas A&M and against the seemingly CFP-bound Vols before beating rival Clemson.

Clemson: This was not the way the Tigers hoped to head into the ACC title game against North Carolina next week. Clemson needed to win out and defeat the Tar Heels for any chance to reach the College Football Playoff.

South Carolina	0	14	14	3	31
Clemson	14	9	7	0	30

SCORING SUMMARY

1st	12:15	CU	Trotter 35-yard interception return (Potter kick)	0-7
1st	5:52	CU	Uiagalelei 9-yard run (Potter kick)	0-14
2nd	13:59	SC	Wells Jr. 4-yard pass from Rattler (Jeter kick) (8-51-3:08)	7-14
2nd	10:05	CU	SAFETY: Rattler tackled in end zone	7-16
2nd	8:24	SC	Rattler 4-yard run (Jeter kick) (4-37-1:31)	14-16
2nd	6:14	CU	Williams 11-yard pass from Uiagalelei (Potter kick) (5-75-2:10)	14-23
3rd	12:06	SC	Bell 2-yard run (Jeter kick) (4-26-1:52)	21-23
3rd	4:35	CU	Shipley 11-yard run (Potter kick) (6-47-2:35)	21-30
3rd	3:45	SC	Wells Jr. 72-yard pass from Rattler (Jeter kick) (2-75-0:50)	28-30
4th	10:54	SC	Jeter 35-yard field goal (10-54-6:21)	31-30

TEAM STATISTICS

	SC	CU
First Downs	14	17
Rushing	2	10
Passing	11	5
Penalty	1	2
Net Yards Rushing	55	237
Rushing Attempts	31	37
Net Yards Passing	360	99
Cmp.-Att.-Int.	25-39-2	8-29-1
Total Offense Yards	415	336
Total Offense Plays	70	66
Fumbles: No.-Lost	0-0	2-2
Penalties: No.-Yards	5-55	3-23
Punts-Yards	7-376	9-410
Avg. Yards Per Punt	53.7	45.6
Punt Returns: No.-Yards	2-33	3-37
Kickoff Returns: No.-Yards	2-42	1-27
Interceptions: No.-Yards	1-0	2-35
Possession Time	32:57	27:03
Third Down Conversions	3-13	7-16
Fourth Down Conversions	2-2	0-0
Red Zone Scores-Chances	4-5	3-3
Sacks By: No.-Yards	1-6	4-12
PAT Kicks	4-4	4-4
Field Goals	1-1	0-0

INDIVIDUAL STATISTICS

RUSHING: SC: Bell 9-29; Lloyd 11-17; Brooks 10-15; Beal-Smith 2-2; Joyner 1-(-1); Team 1-(-2); Rattler 6-(-5). **CU:** Shipley 15-132; Uiagalelei 12-51; Mafah 7-42; Pace 2-8; Williams 1-4.

PASSING: SC: Rattler 25-39-2-360. **CU:** Uiagalelei 8-29-1-99.

RECEIVING: SC: Wells Jr. 9-131; Adkins 4-62; Brooks 3-33; Vann 2-56; A. Brown 2-3; Bell 2-2; McDowell 1-65; Stogner 1-5; Lloyd 1-3. **CU:** Collins 2-65; Shipley 2-13; Williams 2-11; Ngata 1-7; Briningstool 1-3.

PUNT RETURNS: SC: A. Brown 2-33. **CU:** Williams 3-37.

KICKOFF RETURNS: SC: Legette 2-42. **CU:** Mafah 0-19; Shipley 1-8.

INTERCEPTION RETURNS: SC: Dial 1-0. **CU:** Trotter Jr. 1-35; Mickens 1-0.

**GM
13**

**#19/20 Notre Dame 45
#20/19 South Carolina 38**

**December 30, 2022
TIAA Bank Field
Jacksonville, Fla.
67,383**



JACKSONVILLE, FLA. (AP) — Tyler Buchner accounted for five touchdowns to help offset two interceptions returned for TDs, and No. 19 Notre Dame beat 20th-ranked South Carolina 45-38 in a wild TaxSlayer Gator Bowl.

The highest-scoring game in Gator Bowl history was filled with big plays and memorable moments. But Buchner delivered the knockout blow when he found tight end Mitchell Evans wide open for a 16-yard touchdown on a third-and-7 play with 1:38 remaining.

Buchner, who regained the starting job after Drew Pyne entered the transfer portal following the regular-season finale, threw for 274 yards and three touchdowns. He also ran for 61 yards and two scores.

But his three interceptions nearly proved too much to overcome.

O'Donnell Fortune returned one of them 100 yards for a touchdown in the fourth quarter, and DQ Smith returned another 47 yards for a score in the first. But Buchner bounced back from both miscues to earn his first victory in three career starts.

Notre Dame (9-4, No. 21 CFP) overcame a 14-point deficit and won despite South Carolina's scoring on the two pick-6s and on special teams. Punter Kai Kroger connected with long-snapper Hunter Rogers for one of the oddest TDs in bowl lore.

Spencer Rattler completed 29 of 44 passes for 246 yards for the Gamecocks (8-5, No. 19 CFP), with an interception and two touchdowns to Xavier Legette.

South Carolina was missing a number of key starters, including running back MarShawn Lloyd, versatile tight end Jaheim Bell, tight end Austin Stogner, defensive lineman Zacch Pickens, safety Devonni Reed, cornerbacks Cam Smith and Darius Rush, and receivers Josh Vann and Jalen Brooks.

Notre Dame played without All-American tight end Michael Mayer, standout edge rusher Isaiah Foskey, cornerback Cam Hart and defensive lineman Jayson Ademilola.

Notre Dame	7	10	14	14	45
South Carolina	21	3	7	7	38

SCORING SUMMARY

1st	11:48	SC	Legette 13-yard pass from Rattler (Jeter kick) (10-75-3:12)	7-0
1st	5:54	ND	Buchner 15-yard run (Grupe kick) (10-50-3:37)	7-7
1st	2:27	SC	Rogers 23-yard pass from Kroeger (Jeter kick) (9-75-3:27)	14-7
1st	0:44	SC	Smith 47-yard interception return (Jeter kick)	21-7
2nd	8:36	ND	Grupe 37-yard field goal (12-56-7:08)	21-10
2nd	5:18	SC	Jeter 45-yard field goal (10-48-3:18)	24-10
2nd	5:06	ND	Diggs 75-yard pass from Buchner (Grupe kick) (1-75-0:12)	24-17
3rd	10:28	ND	Buchner 11-yard run (Grupe kick) (5-68-2:21)	24-24
3rd	8:31	SC	Legette 42-yard pass from Rattler (Jeter kick) (5-67-1:48)	31-24
3rd	0:31	ND	Lenzy 44-yard pass from Buchner (Grupe kick) (1-44-0:08)	31-31
4th	12:41	ND	Diggs 39-yard run (Grupe kick) (7-73-2:13)	31-38
4th	7:42	SC	Fortune 100-yard interception return (Jeter kick)	38-38
4th	1:38	ND	Evans 16-yard pass from Buchner (Grupe kick) (12-80-6:01)	38-45

TEAM STATISTICS

	ND	SC
First Downs	27	20
Rushing	14	5
Passing	13	13
Penalty	0	2
Net Yards Rushing	264	75
Rushing Attempts	46	22
Net Yards Passing	294	287
Cmp.-Att.-Int.	19-34-3	31-49-1
Total Offense Yards	558	362
Total Offense Plays	80	71
Fumbles: No.-Lost	0-0	1-1
Penalties: No.-Yards	4-40	8-73
Punts-Yards	4-200	6-240
Avg. Yards Per Punt	50.0	40.0
Punt Returns: No.-Yards	1-7	2-7
Kickoff Returns: No.-Yards	1-18	2-52
Interceptions: No.-Yards	1-0	3-142
Possession Time	36:39	23:21
Third Down Conversions	11-19	5-15
Fourth Down Conversions	1-1	1-2
Red Zone Scores-Chances	4-5	1-1
Sacks By: No.-Yards	3-6	2-21
PAT Kicks	6-6	5-5
Field Goals	1-1	1-1

INDIVIDUAL STATISTICS

RUSHING: ND: Estime 14-95; Diggs 13-89; Buchner 12-61; Tyree 5-21; Team 2-(-2). **SC:** Rattler 7-37; McDowell 6-28; Beal-Smith 3-8; Joyner 1-8; Brown 1-2; Amos 1-(-2); Wells Jr. 1-(-2); Legette 2-(-4).

PASSING: ND: Buchner 18-33-3-274; Sherwood 1-1-0-20. **SC:** Rattler 29-46-1-246; Joyner 1-1-0-18; Kroeger 1-1-0-23; Team 0-1-0-0.

RECEIVING: ND: Thomas 5-67; Lenzy 4-89; Tyree 4-10; Evans 3-39; Diggs 2-81; Estime 1-8. **SC:** Legette 7-78; Adkins 5-78; Wells Jr. 5-30; Brown 4-22; Joyner 3-35; McDowell 3-13; Beal-Smith 2-7; Rogers 1-23; Blake 1-1.

PUNT RETURNS: ND: Salerno 1-7. **SC:** Brown 2-7.

KICKOFF RETURNS: ND: Tyree 1-18. **SC:** Legette 2-52.

INTERCEPTION RETURNS: ND: Morrison 1-0. **SC:** Fortune 1-100; Smith 1-47; Barrett 1-(-5).



RECORDS

Wins/Losses

WINS

Season: 11 (2011, 2012, 2013)

LOSSES

Season: 11 (1999)

TIES

Season: 2, 9 times (last: 1991)

CONSECUTIVE WINS

 Season: 9 (1984)
 All-Time: 10 (2011-12)

CONSECUTIVE LOSSES

 Season: 11 (1999)
 All-Time: 21 (10 in 1998, 11 in 1999)

SHUTOUTS

Season: 7 (1903)

TIMES SHUT OUT

Season: 4 (1911)

CONSECUTIVE SEC WINS

 Season: 5 (2005)
 All-Time: 6 (5 in 2005, 1 in 2006)

CONSECUTIVE SEC LOSSES

 Season: 8 (1998 and 1999)
 All-Time: 18 (2 in 1997, 8 in 1998, 8 in 1999)

CONSECUTIVE GAMES WITHOUT BEING SHUT OUT

All-Time: 165 (9/16/06-12/1/18)

CONSECUTIVE SHUTOUTS

Season: 4 (1910, 1947)

CONSECUTIVE GAMES SHUTOUT

Season: 4 (1911)

HOME WINNING STREAK

 Season: 7 (1979, 1980, 1984, 1987, 2012, 2013)
 All-Time: 18 (10/08/11-11/30/13)

ROAD WINNING STREAK

 Season: 4 (1929)
 All-Time: 6 (10/23/10-10/29/11)

SEC ROAD WINNING STREAK

 Season: 3 (2001, 2004, 2006, 2011)
 All-Time: 5 (10/29/05-10/21/06) &
 (10/23/10-10/29/11)

HIGHEST-RANKED OPPONENT DEFEATED

Alabama (No. 1 AP), 35-21 (10/9/10)

Scoring

POINTS

 Game: 89, vs. Welsh Neck (10/6/1903)
 Season: 443 (2013)

TOUCHDOWNS

 Game: 11, vs. Kent State (10/7/95)
 Season: 57 (2013)

PAT KICKING

 Game: 11, vs. Kent State (10/7/95)
 Season: 54 (2013)

FIELD GOALS

 Game: 5, vs. West Virginia (11/22/90)
 5, at Georgia (9/12/09)
 Season: 25 (1987)

FIELD GOALS ATTEMPTED

 Game: 6, vs. Virginia Tech (10/8/88)
 6, vs. Virginia (11/7/59)
 6, vs. Vanderbilt (10/17/15)
 Season: 32 (1987)

TWO-POINT CONVERSIONS

 Game: 4, vs. Virginia (11/7/59)
 Season: 13 (1959)

SAFETIES SCORED

 Game: 1, several times, Last: vs. UCF (9/26/15)
 Season: 2 (2004)

Offense

PLAYS

 Game: 101, vs. Clemson (64 rush, 37 pass)
 (11/23/68)

TOTAL OFFENSE

 Game: 775, vs. Charleston Southern
 (493 rush/282 pass) (9/7/19)
 Season: 5,880 (2,580 rush, 3,300 pass) (2013)

FIRST DOWNS

 Game: 35, vs. Tennessee (11/19/22)
 Season: 305 (2014)

FUMBLES

 Game: 9, vs. North Carolina (10/10/70)
 Season: 48 (1984)

FUMBLES LOST

 Game: 5, vs. Virginia (9/7/02)
 Season: 25 (1984)

PENALTIES

 Game: 18, vs. Richmond (9/11/82)
 18, vs. Florida State (11/9/85)
 Season: 98 (1982 & 1985)

YARDS PENALIZED

 Game: 231, vs. Richmond (9/11/82)
 Season: 986 (1982)

Rushing

ATTEMPTS

 Game: 81, vs. Duke (9/22/79)
 Season: 692 (1979)

YARDS RUSHING

 Game: 493, vs. Charleston Southern (9/7/19)
 Season: 3,397 (1980)

YARDS PER RUSH

Game 12.97, vs. Charleston Southern (9/7/19)

TOUCHDOWNS

 Game: 8, twice: vs. Wichita State (9/13/80) &
 vs. Charleston Southern (9/7/19)
 Season: 35 (1980)

Passing

ATTEMPTS

 Game: 61, vs. East Carolina (10/8/94)
 Season: 468 (2014)

COMPLETIONS

 Game: 40, vs. Mississippi State (10/14/95)
 Season: 282 (1995)

COMPLETION PERCENTAGE

 Game: .941 (16-17), vs. North Carolina
 (10/24/81)
 Game (20+ att.): 913 (21-23) vs. Missouri
 (9/22/12)
 Season: .671 (282-420) (1995)

YARDS GAINED

 Game: 510 vs. Clemson (11/24/18)
 Season: 3,661 (2014)

TOUCHDOWNS

 Game: 6, vs. Kent State (10/7/95)
 Season: 32 (1995, 2019)

INTERCEPTIONS

 Game: 6, vs. Clemson (11/27/71)
 Season: 27 (2008)

Defense

FEWEST OPPONENT TOTAL YARDS

 Game: 8, Clemson (8 rush, 0 pass), (10/21/43)
 36, NC State (-13 rush, 49 pass),
 (10/13/87)
 Season: 2,000 (1956)

FEWEST OPPONENT YARDS RUSHING

 Game: -39, Pacific (9/6/80)
 Season: 1,158 (1987)

FEWEST OPPONENT YARDS PASSING

 Game: 0, several times, Last: Georgia Tech
 (9/14/76)
 Season: 476 (1956)

TURNOVERS FORCED

Season: 39 (23 INT/16 FR) (1987)

FUMBLES RECOVERED

Season: 25 (1977)

INTERCEPTIONS

 Game: 7, vs. Florida State (11/10/84)
 Season: 23 (1981, 1984, 1987)

INTERCEPTION RETURN YARDS

 Game: 191, vs. Clemson (4 INT), (10/24/29)
 Season: 344 (23 INT), (1984)

QUARTERBACK SACKS (Since 1990)

Season: 43 (2012)

QUARTERBACK SACK YARDAGE (Since 1990)

Season: 275 (2012)

SAFETIES SCORED BY OPPONENTS

 Game: 2, by Clemson (10/24/35)
 Season: 2 (1935, 2005, 2006, 2022)

FEWEST POINTS ALLOWED PER GAME

 Season: 1.3 (1907)
 6.7 (1955)

BLOCKED KICKS

Season: 8 (1994)

Single Game Scoring

MOST POINTS COMBINED

- 104 at Mississippi State (65-39), Oct. 14, 1995
- 101 at Ole Miss (42-59), Nov. 14, 2020
- 101 vs Tennessee (63-38), Nov. 19, 2022
- 98 vs East Carolina (42-56), Oct. 8, 1994
- 93 vs Troy (69-24), Nov. 20, 2010
- 93 vs East Carolina (56-37), Sept. 3, 2011
- 92 at Ole Miss (48-44), Nov. 3, 2018
- 91 vs NC State (35-56), Nov. 3, 1973
- 91 vs Kent State (77-14), Oct. 7, 1995
- 91 at Clemson (35-56), Nov. 24, 2018

MOST POINTS SCORED

- 89 vs Welsh Neck (89-0), Oct. 6, 1903
- 80 vs Charleston M.C. (80-0), Nov. 28, 1902
- 77 vs Kent State (77-14), Oct. 7, 1995
- 73 vs Wichita State (73-0), Sept. 13, 1980
- 72 vs Chas. Southern (72-10), Sept. 7, 2019
- 70 vs Coastal Carolina (70-10), Nov. 23, 2013
- 69 vs Troy (69-24), Nov. 20, 2010
- 68 vs Charleston (68-0), Oct. 26, 1912
- 68 vs Cumberland (68-0), Nov. 6, 1915
- 68 vs Louisiana Tech (68-21), Sept. 16, 1995

MOST POINTS ALLOWED

- 63 at Navy (0-63), Nov. 13, 1920
- 63 vs Florida (7-63), Nov. 11, 1995
- 63 vs Clemson (17-63), Nov. 22, 2003
- 61 at Georgetown (0-61), Nov. 20, 1915
- 60 at Duke (0-60), Sept. 22, 1945
- 59 at Georgia Tech (0-59), Oct. 16, 1909
- 59 vs Florida State (0-59), Nov. 5, 1988
- 59 at Ole Miss (42-59), Nov. 14, 2020
- 56 vs NC State (35-56), Nov. 3, 1973
- 56 vs Florida State (26-56), Nov. 6, 1982
- 56 at Florida State (14-56), Nov. 9, 1985
- 56 vs East Carolina (42-56), Oct. 8, 1994
- 56 at Tennessee (21-56), Oct. 28, 1995
- 56 at Florida (6-56), Nov. 15, 2008
- 56 vs Auburn (17-56), Dec. 4, 2010
- 56 at Clemson (35-56), Nov. 24, 2018

LARGEST MARGIN VICTORY

- 89 vs Welsh Neck (89-0), Oct. 6, 1903
- 80 vs Charleston M.C. (80-0), Nov. 28, 1902
- 73 vs Wichita State (73-0), Sept. 13, 1980
- 68 vs Charleston (68-0), Oct. 26, 1912
- 68 vs Cumberland (68-0), Nov. 6, 1915
- 66 vs Porter (66-0), Nov. 16, 1912
- 64 vs Presbyterian (64-0), Nov. 20, 1937
- 63 vs Kent State (77-14), Oct. 7, 1995
- 62 vs Chas. Southern (72-10), Sept. 7, 2019
- 60 vs N.C.M.A. (60-0), Oct. 21, 1902
- 60 vs Coastal Carolina (70-10), Nov. 23, 2013

LARGEST MARGIN DEFEAT

- 63 at Navy (0-63), Nov. 13, 1920
- 61 at Georgetown (0-61), Nov. 20, 1915
- 60 at Duke (0-60), Sept. 22, 1945
- 59 at Georgia Tech (0-59), Oct. 16, 1909
- 59 vs Florida State (0-59), Nov. 5, 1988
- 56 vs Florida (7-63), Nov. 11, 1995
- 55 at Alabama (0-55), Oct. 13, 1945
- 54 at Virginia (0-54), Oct. 4, 1914
- 54 at Tennessee (0-54), Dec. 7, 1929
- 53 at Davidson (0-53), Nov. 12, 1910
- 52 at Tennessee (3-55), Oct. 30, 1993

Attendance Records

LARGEST HOME CROWDS

No.	Attend.	Opponent	Score	Date
1.	85,199	Georgia	35-7	Oct. 6, 2012
2.	85,000	Clemson	20-15	Nov. 17, 2001
3.	84,900	Florida	17-54	Nov. 10, 2001
4.	84,300	Georgia	16-20	Sept. 11, 2004
5.	84,232	Georgia	38-35	Sept. 13, 2014
6.	84,227	Georgia	7-13	Sept. 14, 2002
7.	84,200	Tennessee	14-17	Oct. 28, 2000
8.	84,174	Clemson	31-17	Nov. 30, 2013
9.	84,100	Alabama	37-36	Sept. 29, 2001
10.	83,987	Clemson	17-63	Nov. 22, 2003
11.	83,918	Tennessee	10-18	Nov. 2, 2002
12.	83,853	Florida	19-14	Nov. 16, 2013
13.	83,717	New Mexico St.	34-24	Aug. 31, 2002
14.	83,704	Georgia	7-14	Sept. 13, 2008
15.	83,700	Clemson	21-47	Nov. 21, 1997
16.	83,605	Georgia	21-10	Sept. 9, 2000
17.	83,523	Clemson	21-31	Nov. 20, 1999
18.	83,493	Missouri	20-21	Sept. 27, 2014
19.	83,422	Clemson	34-13	Nov. 26, 2011
20.	83,421	Florida	30-22	Nov. 12, 2005
21.	83,411	Georgia	3-17	Sept. 12, 1998
22.	83,368	Clemson	9-13	Nov. 19, 2005
23.	83,140	Georgia	17-41	Sept. 8, 2018
24.	83,104	Vanderbilt	46-14	Oct. 20, 2001
25.	83,065	Georgia	21-10	Sept. 9, 2000
26.	83,019	Boise State	32-13	Sept. 1, 2001
27.	82,993	Alabama	35-21	Oct. 9, 2010
28.	82,968	Alabama	14-37	Sept. 17, 2005
29.	82,950	Georgia	23-14	Sept. 14, 1996
30.	82,908	Clemson	10-34	Nov. 25, 2017

LARGEST ROAD CROWDS

No.	Attend.	Opponent	Score	Date
1.	107,881	Tennessee	20-23 OT	Sept. 27, 2003
2.	107,716	Tennessee	16-15	Oct. 29, 2005
3.	107,530	Tennessee	10-17	Oct. 27, 2001
4.	106,301	Tennessee	7-22	Nov. 1, 1997
5.	105,962	Tennessee	24-27 OT	Oct. 27, 2007
6.	104,957	Texas A&M	6-30	Nov. 16, 2019
7.	105,941	Tennessee	7-30	Oct. 30, 1999
8.	104,213	Michigan	17-14	Sept. 27, 1980
9.	103,889	Texas A&M	14-44	Oct. 23, 2021
10.	102,154	Texas A&M	28-35	Oct. 31, 2015
11.	101,253	Tennessee	24-27	Nov. 7, 2015
12.	98,104	Tennessee	15-9	Oct. 14, 2017
13.	96,655	Tennessee	14-3	Oct. 29, 2011
14.	96,430	Texas A&M	17-24	Sept. 30, 2017
15.	96,263	Tennessee	13-31	Oct. 31, 2009
16.	95,736	Tennessee	21-23	Oct. 19, 2013
17.	95,426	Tennessee	21-56	Oct. 28, 1995
18.	94,791	Tennessee	3-55	Oct. 30, 1993
19.	92,746	Georgia	16-12	Sept. 8, 2007
	92,746	Georgia	37-41	Sept. 12, 2009
	92,746	Georgia	45-42	Sept. 10, 2011
	92,746	Georgia	30-41	Sept. 7, 2013
	92,746	Georgia	20-52	Sept. 19, 2015
	92,746	Georgia	10-24	Nov. 4, 2017
	92,746	Georgia	20-17 OT	Oct. 12, 2019
	92,746	Georgia	13-40	Sept. 18, 2021
27.	92,734	LSU	21-23	Oct. 13, 2012
28.	92,530	LSU	16-28	Sept. 22, 2007
29.	92,476	Georgia	15-17	Sept. 10, 2005
30.	92,058	Georgia	7-31	Sept. 13, 2003

Milestones

First Game: Dec. 24, 1892 vs. Furman (0-44) at Charleston, S.C.
First Win: Nov. 2, 1895 vs. Columbia AA (20-0) in Columbia
First Perfect Season: 1907, record was 3-0
First Bowl Game: Jan. 1, 1946 (Gator Bowl) vs. Wake Forest (14-26) at Jacksonville, Fla.
First Bowl Win: Jan. 2, 1995 (Carquest Bowl) vs. West Virginia (24-21) at Ft. Lauderdale, Fla.
First Televised Game: Nov. 5, 1949 vs. Marquette (6-3) at Milwaukee (Milwaukee local TV)
100th Game: Nov. 11, 1911 at North Carolina
200th Game: Nov. 10, 1923 at Furman (3-23)
300th Game: Oct. 28, 1933 at Virginia Tech (12-0)
400th Game: Oct. 29, 1943 vs. Charleston, C.G. (20-0) at Orangeburg, S.C.
500th Game: Nov. 13, 1954 vs. Virginia (27-0)
600th Game: Nov. 17, 1964 vs. The Citadel (17-14)
700th Game: Sept. 28, 1974 at Georgia (14-52)
800th Game: Nov. 13, 1982 vs. Navy (17-14)
900th Game: Nov. 2, 1991 vs. NC State (21-38)
1000th Game: Oct. 21, 2000 at Vanderbilt (30-14)
1100th Game: Nov. 29, 2008 at Clemson (14-31)
1200th Game: Oct. 29, 2016 vs. Tennessee (24-21)
100th Victory: Oct. 29, 1924 vs. The Citadel (14-3) at Orangeburg, S.C.
200th Victory: Oct. 11, 1946 at Furman (14-7)
300th Victory: Nov. 23, 1968 at Clemson (7-3)
400th Victory: Oct. 26, 1985 at East Carolina (52-10)
500th Victory: Nov. 6, 2004 vs. Arkansas (35-32)
600th Victory: Nov. 18, 2017 vs. Wofford (31-10)

Records by Decade

1892-1899: 6-15-0	1960-1969: 37-59-5
1900-1909: 37-26-3	1970-1979: 56-55-2
1910-1919: 32-41-7	1980-1989: 63-49-3
1920-1929: 55-37-4	1990-1999: 41-67-3
1930-1939: 49-49-7	2000-2009: 68-54-0
1940-1949: 36-43-8	2010-2019: 78-51-0
1950-1959: 54-41-2	2020-2022: 17-19-0
TOTAL: 1892-present: 629-606-44	

Season Openers

Through 129 years of intercollegiate football, the Gamecocks have compiled an 86-39-4 record in season openers, a winning percentage of .682.
 In the 97 seasons in which the Gamecocks have opened at home, the record is a very impressive 73-20-4. That translates into a .773 winning mark.
 In 28 seasons in which the Gamecocks have opened on the road, they are 10-18 for a .357 winning pct.
 South Carolina opened the 2011, 2015, 2017 and 2019 seasons at a neutral site, posting a 3-1 record.



YEAR	South Carolina								Opponents							
	PTS SCORED	PTS/GAME	RUSH YDS	RUSH YDS/GM	PASS YDS	PASS YDS/GM	TOTAL YDS	TOTAL YDS/GM	PTS SCORED	PTS/GAME	RUSH YDS	RUSH YDS/GM	PASS YDS	PASS YDS/GM	TOTAL YDS	TOTAL YDS/GM
1992	160	14.5	1549	140.8	1628	148.0	3177	288.8	240	21.8	2070	188.2	1874	170.4	3944	358.5
1993	188	17.1	1371	124.6	2267	206.1	3638	330.7	214	19.5	2010	182.7	1654	150.4	3664	333.1
1994	300	25.0	1585	132.1	2630	219.2	4215	351.3	276	23.0	1740	145.0	2516	209.7	4256	354.7
1995	401	36.5	1344	122.2	3373	306.6	4717	428.8	393	35.7	2146	195.1	2465	224.1	4611	419.2
1996	245	22.3	1968	178.9	1933	175.7	3901	354.6	238	21.6	1655	150.5	1808	164.4	3463	314.8
1997	258	23.5	1362	123.8	2240	203.6	3602	327.5	279	25.4	1450	131.8	2335	212.3	3785	344.1
1998	207	18.8	1364	124.0	2541	231.0	3905	355.0	330	30.0	1968	178.9	2397	217.9	4365	396.8
1999	87	7.9	987	89.7	1528	138.9	2515	228.6	278	25.3	1608	146.2	1777	161.6	3385	307.7
2000	283	23.6	1945	162.1	2495	207.9	4440	370.0	181	15.1	1352	112.7	2296	191.3	3648	304.0
2001	310	25.8	2378	181.1	2141	178.4	4314	359.5	230	19.2	1900	137.5	2330	194.2	3980	331.7
2002	225	18.8	2004	167.0	1821	151.8	3825	318.8	262	21.8	1974	164.5	2243	186.9	4217	351.4
2003	268	22.3	1937	161.4	2324	193.7	4261	355.1	314	26.2	1987	165.6	2431	202.6	4418	368.2
2004	243	22.1	1856	168.7	2202	200.2	4058	368.9	229	20.8	1517	137.9	1950	177.3	3467	315.2
2005	284	23.7	1142	95.2	2649	220.8	3791	315.9	279	23.2	2091	174.2	2238	186.5	4329	360.8
2006	346	26.6	1876	144.3	3259	250.7	5135	395.0	243	18.7	1909	146.8	2470	190.0	4379	336.8
2007	313	26.1	1364	113.7	3098	258.2	4462	371.8	282	23.5	2511	209.2	2025	168.8	4536	378.0
2008	270	20.8	1223	94.1	2892	222.5	4115	316.5	274	21.1	1725	132.7	2070	159.2	3795	291.9
2009	268	20.6	1576	121.2	2940	226.2	4516	347.4	265	20.4	1790	137.7	2119	163.0	3909	300.7
2010	433	30.9	2161	154.4	3338	238.4	5499	392.8	324	23.1	1574	112.4	3387	241.9	4961	354.4
2011	391	30.1	2497	192.1	2359	181.5	4856	373.5	239	18.4	1768	136.0	1712	131.7	3480	267.7
2012	410	31.5	1800	138.5	3095	238.1	4895	376.5	237	18.2	1569	120.7	2533	194.8	4102	315.5
2013	443	34.1	2580	198.5	3300	253.8	5880	452.3	264	20.3	2000	153.8	2550	196.2	4550	350.0
2014	424	32.6	2093	161.0	3661	281.6	5754	442.6	395	30.4	2759	212.2	2866	220.5	5625	432.7
2015	263	21.9	1856	154.7	2490	207.5	4346	362.2	330	27.5	2609	217.4	2549	212.4	5158	429.8
2016	270	20.8	1747	134.4	2771	213.2	4518	347.5	344	26.5	2642	203.2	2713	208.7	5355	411.9
2017	315	24.2	1588	122.2	2794	214.9	4382	337.1	269	20.7	1834	141.1	2938	226.0	4772	367.1
2018	391	30.1	1986	152.8	3547	272.8	5533	425.6	354	27.2	2539	195.3	2977	229.0	5516	424.3
2019	269	22.4	1796	149.7	2667	222.2	4463	371.9	313	26.1	1896	158.0	2823	235.2	4719	393.2
2020	235	23.5	1679	167.9	1872	187.2	3551	355.1	360	36.0	1954	195.4	2561	256.1	4515	451.5
2021	294	22.6	1763	135.6	2615	201.2	4378	336.8	312	24.0	2275	175.0	2350	180.8	4625	355.8
2022	418	32.2	1545	118.8	3380	260.0	4925	378.8	375	28.8	2574	198.0	2687	206.7	5261	404.7

Miscellaneous Statistics

YEAR	TURNOVERS COMMITTED			TURNOVERS FORCED			-----BLOCKED KICKS-----			-----NON-OFFENSIVE TOUCHDOWNS SCORED-----				
	INT	FUM	TOTAL	INT	FUM	TOTAL	PUNTS	FG/XP	TOTAL	KO RET	PUNT RET	FUM RET	INT RET	TOTAL
1992	11	6	17	10	10	20	0	2	2	1	0	0	1	2
1993	14	11	25	3	15	18	2	3	5	0	2	1	0	3
1994	11	5	16	13	13	26	2	6	8	0	0	0	2	2
1995	10	9	19	5	12	17	2	2	4	1	2	1	0	4
1996	6	11	17	11	11	22	1	0	1	0	0	0	1	1
1997	9	10	19	14	11	25	1	1	2	2	0	0	1	3
1998	15	13	28	5	10	15	0	2	2	0	0	0	0	0
1999	16	11	27	8	15	23	1	1	2	0	0	0	0	0
2000	12	12	24	20	9	29	3	0	3	0	2	1	1	4
2001	8	7	15	14	9	23	0	3	3	0	0	1	0	1
2002	15	11	26	9	12	21	0	0	0	1	0	0	1	2
2003	12	5	17	9	15	24	0	0	0	0	1	0	1	2
2004	15	11	26	17	10	27	0	0	0	0	0	0	2	2
2005	12	10	22	12	12	24	0	2	2	0	0	2	1	3
2006	13	10	23	14	7	21	0	0	0	0	0	0	0	0
2007	17	11	28	14	7	21	2	0	2	0	0	2	1	3
2008	27	11	38	14	13	27	1	1	2	0	0	2	1	3
2009	10	11	21	6	11	17	1	4	5	0	0	0	1	1
2010	17	9	26	10	16	26	0	0	0	0	0	1	5	6
2011	15	12	27	19	13	32	0	2	2	0	1	3	2	6
2012	9	11	20	15	9	24	0	1	1	0	2	2	2	6
2013	4	13	17	18	12	30	0	0	0	0	0	0	0	0
2014	11	10	21	11	8	19	1	3	4	0	0	0	2	2
2015	12	3	15	12	8	20	0	0	0	1	0	0	0	1
2016	7	13	20	15	12	27	0	2	2	1	0	0	0	1
2017	12	5	17	14	14	28	0	2	2	2	0	1	2	5
2018	14	7	21	6	10	16	0	2	2	1	0	1	1	3
2019	7	7	14	12	5	17	0	2	2	0	0	0	1	1
2020	9	6	15	8	3	11	0	0	0	0	0	0	0	0
2021	11	13	24	15	9	24	3	1	4	0	0	1	3	4
2022	14	13	27	15	8	23	5	1	6	1	0	0	2	3

Most Points Scored		
1.	2013.....	443
2.	2010.....	433
3.	2014.....	424
4.	2022.....	418
5.	2012.....	410
6.	1995.....	401
7.	2011.....	391
	2018.....	391
9.	1984.....	371
10.	1980.....	348

Most Points Scored Per Game		
1.	1995.....	36.5
2.	2013.....	34.1
3.	2014.....	32.6
4.	2022.....	32.2
5.	2012.....	31.5
6.	2010.....	30.9
7.	2011.....	30.1
	2018.....	30.1
8.	2006.....	26.6
10.	2007.....	26.1

Fewest Points Allowed		
1.	2000.....	181
2.	1993.....	214
3.	2004.....	229
4.	2001.....	230
5.	2012.....	237
6.	1996.....	238
7.	2011.....	239
8.	1992.....	240
9.	2006.....	243
10.	2002.....	262

Fewest Points Allowed Per Game		
1.	2000.....	15.1
2.	2012.....	18.2
3.	2011.....	18.4
4.	2006.....	18.7
5.	2001.....	19.2
6.	1993.....	19.5
7.	2013.....	20.3
8.	2009.....	20.4
9.	2017.....	20.7
10.	2004.....	20.8

Most Rushing Yards		
1.	2013.....	2,580
2.	2011.....	2,497
3.	2001.....	2,378
4.	2010.....	2,161
5.	2014.....	2,093
6.	2002.....	2,004
7.	2018.....	1,986
8.	1996.....	1,968
9.	2000.....	1,945
10.	2003.....	1,937

Most Rushing Yards Per Game		
1.	2013.....	198.5
2.	2011.....	192.1
3.	2001.....	181.1
4.	1996.....	178.9
5.	2004.....	168.7
6.	2020.....	167.9
7.	2002.....	167.0
8.	2000.....	162.1
9.	2003.....	161.4
10.	2014.....	161.0

Fewest Rushing Yards Allowed		
1.	2000.....	1,352
2.	1997.....	1,450
3.	2004.....	1,517
4.	2012.....	1,569
5.	2010.....	1,574
6.	1999.....	1,608
7.	1996.....	1,655
8.	2008.....	1,725
9.	1994.....	1,740
10.	2011.....	1,768

Fewest Rushing Yards Allowed Per Game		
1.	2010.....	112.4
2.	2000.....	112.7
3.	2012.....	120.7
4.	1997.....	131.8
5.	2008.....	132.7
6.	2011.....	136.0
7.	2001.....	137.5
8.	2009.....	137.7
9.	2004.....	137.9
10.	2017.....	141.1

Most Passing Yards		
1.	2014.....	3,661
2.	2018.....	3,547
3.	2022.....	3,380
4.	1995.....	3,373
5.	2010.....	3,338
6.	2013.....	3,300
7.	2006.....	3,259
8.	2007.....	3,098
9.	2012.....	3,095
10.	2009.....	2,940

Most Passing Yards Per Game		
1.	1995.....	306.6
2.	2014.....	281.6
3.	2018.....	272.8
4.	2022.....	260.0
5.	2007.....	258.2
6.	2013.....	253.8
7.	2006.....	250.7
8.	2010.....	238.4
9.	2012.....	238.1
10.	2009.....	226.2

Fewest Passing Yards Allowed		
1.	1993.....	1,654
2.	2011.....	1,712
3.	1999.....	1,777
4.	1996.....	1,808
5.	1992.....	1,874
6.	2004.....	1,950
7.	2007.....	2,025
8.	2008.....	2,070
9.	2009.....	2,119
10.	2005.....	2,238

Fewest Passing Yards Per Game		
1.	2011.....	131.7
2.	1993.....	150.4
3.	2008.....	159.2
4.	1999.....	161.6
5.	2009.....	163.0
6.	1996.....	164.4
7.	2007.....	168.8
8.	1992.....	170.4
9.	2004.....	177.3
10.	2021.....	180.8

Most Yards Total Offense		
1.	2013.....	5,880
2.	2014.....	5,754
3.	2018.....	5,533
4.	2010.....	5,499
5.	2006.....	5,135
6.	2022.....	4,925
7.	2012.....	4,895
8.	2011.....	4,856
9.	1995.....	4,717
10.	2016.....	4,518

Most Yards Total Offense Per Game		
1.	2013.....	452.3
2.	2014.....	442.6
3.	1995.....	428.8
4.	2018.....	425.6
5.	2016.....	395.0
6.	2010.....	392.8
7.	2022.....	378.8
8.	2012.....	376.5
9.	2011.....	373.5
10.	2019.....	371.9

Fewest Yards Total Offense Allowed		
1.	1999.....	3,385
2.	1996.....	3,463
3.	2004.....	3,467
4.	2011.....	3,480
5.	2000.....	3,648
6.	1993.....	3,664
7.	1997.....	3,785
8.	2008.....	3,795
9.	2009.....	3,909
10.	1992.....	3,944

Fewest Yards Total Offense Allowed Per Game		
1.	2011.....	267.7
2.	2008.....	291.9
3.	2009.....	300.7
4.	2000.....	304.0
5.	1999.....	307.7
6.	1996.....	314.8
7.	2004.....	315.2
8.	2012.....	315.5
9.	2001.....	331.7
10.	1993.....	333.1

*-Since joining the SEC in 1992.

**Most First Downs**

1.	35	vs Tennessee	11/19/22
2.	34	at Mississippi State	10/14/95
	34	vs Vanderbilt	10/20/01
4.	33	vs Chattanooga	11/17/18
5.	32	vs Louisiana Tech	09/16/95
	32	vs Kentucky	10/08/11
	32	at Arkansas	10/12/13
	32	vs Coastal Carolina	11/23/13
	32	at Kentucky	10/04/14
	32	vs Coastal Carolina	09/01/18

Fewest First Downs Allowed

1.	5	vs Vanderbilt	09/24/11
2.	6	at NC State	09/04/99
	6	vs Kentucky	10/08/11
4.	7	vs Vanderbilt	10/23/93
	7	at East Carolina	09/20/97
	7	vs Virginia	09/06/03
	7	at Arkansas	10/12/13
8.	8	at Kentucky	09/24/94
	8	vs Vanderbilt	10/20/01
	8	vs USF	09/18/04

Most Rushing Attempts

1.	63	vs Vanderbilt	10/20/01
2.	59	at East Carolina	09/20/97
	59	vs Mississippi State	10/05/02
4.	58	vs Clemson	11/28/09
	58	vs Mississippi State	10/17/92
6.	57	vs East Carolina	09/19/92
	57	at Vanderbilt	09/04/04
8.	56	vs Western Carolina	11/19/16
9.	55	at Vanderbilt	10/26/96
	55	vs Clemson	11/17/01

Fewest Rushing Attempts Allowed

1.	16	at Mississippi State	09/27/97
2.	19	vs Clemson	11/28/09
3.	20	vs Georgia	09/03/94
	20	at Florida	11/13/10
5.	21	at Tennessee	10/29/11
	21	vs East Carolina	09/06/14
7.	22	vs USF	09/18/04
	22	at Kentucky	10/11/08
	22	vs Florida	11/11/17
	22	vs Eastern Illinois	09/04/21

Most Rushing Yards

1.	493	vs Charleston Southern	09/07/19
2.	422	vs Western Carolina	11/19/16
3.	352	vs Coastal Carolina	11/23/13
4.	339	at Vanderbilt	10/21/00
5.	322	vs Mississippi State	10/17/92
6.	318	at Ole Miss	11/14/20
7.	301	vs North Carolina	12/30/21
8.	297	at Kentucky	12/05/20
9.	295	vs Charlotte	09/24/22
10.	289	at Vanderbilt	10/10/20

Fewest Rushing Yards Allowed

1.	4	at East Carolina	09/20/97
	4	vs Vanderbilt	09/24/11
3.	20	vs Kent	10/07/95
4.	26	vs UCF	09/26/15
5.	27	at Vanderbilt	10/26/96
	27	vs UAB	09/15/12
7.	31	vs UCF	09/06/97
	31	vs Eastern Illinois	09/04/21
9.	33	vs LSU	09/30/95
10.	34	vs Tennessee	11/01/08

Most Pass Attempts

1.	61	vs East Carolina	10/08/94
2.	58	vs Appalachian State	11/09/19
3.	57	vs Alabama	09/14/19
4.	56	at Missouri	10/26/13
5.	53	at Georgia	09/12/09
	53	at Auburn	10/25/14
7.	52	at Georgia	09/02/95
8.	51	at Arkansas	11/03/07
	51	at Tennessee	10/26/19
10.	50	at Tennessee	10/27/07
	50	vs Iowa	01/01/09
	50	at Tennessee	10/31/09
	50	at Clemson	11/24/18

Fewest Pass Attempts Allowed

1.	3	vs The Citadel	11/19/11
	3	vs Wofford	11/17/12
	3	vs The Citadel	11/21/15
4.	7	at NC State	09/04/99
5.	9	vs Navy	09/17/11
	9	vs Wofford	11/18/17
7.	11	vs Wofford	09/16/06
	11	at Arkansas	11/03/07
	11	at Florida	11/15/14
10.	12	vs Clemson	11/20/93
	12	vs Mississippi State	09/26/98

Most Pass Completions

1.	40	at Mississippi State	10/14/95
2.	39	vs East Carolina	10/08/94
3.	36	vs Alabama	09/14/19
4.	35	at Georgia	09/02/95
	35	at Missouri	10/26/13
6.	34	vs Vanderbilt	10/21/95
	34	vs Tennessee	10/30/04
	34	at Tennessee	10/27/07
9.	32	vs USF (Birmingham)	12/29/16
	32	at Clemson	11/24/18
	32	vs Appalachian State	11/09/19

Fewest Pass Completions Allowed

1.	1	vs The Citadel	11/19/11
	1	vs Wofford	11/17/12
3.	2	vs The Citadel	11/21/15
4.	3	at Vanderbilt	10/24/92
	3	at NC State	09/04/99
6.	4	at Mississippi State	10/16/93
	4	vs Kentucky	10/08/11
	4	at Arkansas	10/12/13
9.	5	at Clemson	11/19/94
	5	vs Wofford	09/16/06
	5	vs NC State	08/28/08
	5	vs Navy	09/17/11
	5	at Florida	11/15/14
	5	vs Georgia	10/09/16
	5	vs Wofford	11/18/17

Most Passing Yards

1.	510	at Clemson	11/24/18
2.	490	at Mississippi State	10/14/95
3.	453	vs Tennessee	11/19/22
4.	451	vs East Carolina	10/08/94
5.	423	at Missouri	10/26/13
6.	419	at Georgia	09/02/95
7.	416	at Auburn	10/25/14
8.	409	vs Louisiana Tech	09/16/95
9.	397	vs East Carolina	09/18/12
10.	392	vs Vanderbilt	10/21/95

Fewest Passing Yards Allowed

1.	8	vs The Citadel	11/19/11
2.	17	vs Kentucky	10/08/11
3.	18	at NC State	11/04/99
4.	26	at Clemson	11/21/92
5.	29	vs Georgia	10/09/16
6.	30	at Arkansas	10/12/13
7.	37	vs The Citadel	11/21/15
8.	39	at Mississippi State	10/16/93
9.	44	vs Vanderbilt	10/23/93
10.	49	vs NC State	08/28/08

Most Yards Total Offense

1.	775	vs Charleston Southern	09/07/19
2.	679	vs Louisiana Tech	09/16/95
3.	656	vs Vanderbilt	10/20/01
4.	652	at Mississippi State	10/14/95
5.	639	vs Kentucky	10/08/11
	639	vs Coastal Carolina	11/23/13
7.	631	vs Louisiana Tech	09/23/93
8.	625	vs Tennessee	11/01/14
9.	606	vs Tennessee	11/19/22
10.	602	vs Chattanooga	11/17/18
11.	600	at Clemson	11/24/18

Fewest Yards Total Offense Allowed

1.	77	vs Vanderbilt	09/24/11
2.	82	at Vanderbilt	10/26/96
3.	84	vs Vanderbilt	10/23/93
4.	96	at NC State	09/04/99
	96	vs Kentucky	10/08/11
6.	109	vs Eastern Illinois	09/04/21
7.	121	vs Vanderbilt	10/25/97
8.	133	at NC State	09/03/09
9.	138	vs NC State	08/28/08
10.	143	vs Louisiana Tech	10/17/94

*Since joining the SEC in 1992.

Game

PASSING YARDS

1. Jake Bentley at Clemson (11/24/18)..... 510
2. Steve Taneyhill vs. Mississippi St. (10/14/95).. 473
3. Steve Taneyhill vs. East Carolina (10/8/94)..... 451
4. Spencer Rattler vs. Tennessee (11/19/22)..... 438
5. Todd Ellis vs. East Carolina (10/24/87)..... 425
6. Steve Taneyhill vs. Georgia (9/2/95)..... 405
7. Dylan Thompson at Auburn (10/25/14)..... 402
8. Todd Ellis vs. Virginia Tech (10/11/86)..... 394
9. Jake Bentley vs. South Florida (12/29/16)..... 390
10. Steve Taneyhill vs. Louisiana Tech (9/16/95)... 389

PASS ATTEMPTS

1. Steve Taneyhill vs. East Carolina (10/8/94)..... 58
2. Ryan Hilinski vs. Alabama (9/14/19)..... 57
- Ryan Hilinski vs. Appalachian State (11/9/19)... 57
4. Todd Ellis vs. Virginia Tech (10/8/88)..... 53
- Stephen Garcia at Georgia (9/12/09)..... 53
6. Todd Ellis vs. Georgia (9/26/87)..... 51
- Steve Taneyhill vs. Georgia (9/2/95)..... 51
- Blake Mitchell vs. Arkansas (11/13/07)..... 51
- Ryan Hilinski at Tennessee (10/26/19)..... 51
10. Stephen Garcia at Tennessee (10/31/09)..... 50
- Dylan Thompson at Auburn (10/25/14)..... 50
- Jake Bentley at Clemson (11/24/18)..... 50

PASS COMPLETIONS

1. Steve Taneyhill vs. East Carolina (10/8/94)..... 39
2. Steve Taneyhill vs. Mississippi St. (10/14/95).... 38
3. Ryan Hilinski vs. Alabama (9/14/19)..... 36
4. Steve Taneyhill vs. Georgia (9/2/95)..... 34
5. Jake Bentley vs. South Florida (12/29/16)..... 32
- Jake Bentley at Clemson (11/24/18)..... 32
- Ryan Hilinski vs. Appalachian State (11/9/19)... 32
8. Steve Taneyhill vs. Vanderbilt (10/21/95)..... 31
- Blake Mitchell vs. Tennessee (10/27/07)..... 31
- Stephen Garcia at Georgia (9/12/09)..... 31
- Stephen Garcia at Vanderbilt (10/23/10)..... 31

COMPLETION PERCENTAGE

1. C. Shaw vs. Missouri (9/22/12)..... .952 (20-of-21)

CONSECUTIVE PASSES COMPLETED

1. Connor Shaw vs. Missouri (9/22/12)..... 20

PASSING TOUCHDOWNS

1. Spencer Rattler vs. Tennessee (11/19/22)..... 6
2. Tommy Suggs vs. Virginia (11/2/68)..... 5
- Jeff Grantz vs. Clemson (11/22/75)..... 5
- Steve Taneyhill vs. Louisiana Tech (9/16/95)..... 5
- Steve Taneyhill vs. Vanderbilt (10/21/95)..... 5
- Syvelle Newton vs. Florida Atlantic (9/23/06)..... 5
- Dylan Thompson at Auburn (10/25/14)..... 5
- Jake Bentley at Clemson (11/24/18)..... 5

PASSES INTERCEPTED

1. Glenn Morris vs. Clemson (11/2/71)..... 6

Season

PASSING YARDS

1. Dylan Thompson (2014)..... 3,564
2. Todd Ellis (1987)..... 3,206
3. Jake Bentley (2018)..... 3,171
4. Steve Taneyhill (1995)..... 3,094
5. Stephen Garcia (2010)..... 3,059
6. Spencer Rattler (2022)..... 3,026
7. Todd Ellis (1986)..... 3,020
8. Stephen Garcia (2009)..... 2,862
9. Jake Bentley (2017)..... 2,794
10. Bobby Fuller (1991)..... 2,524



Connor Shaw

PASS ATTEMPTS

1. Dylan Thompson (2014)..... 451
2. Todd Ellis (1987)..... 432
- Stephen Garcia (2009)..... 432
4. Ryan Hilinski (2019)..... 406
5. Spencer Rattler (2022)..... 399
6. Jake Bentley (2017)..... 394
7. Todd Ellis (1988)..... 391
8. Steve Taneyhill (1995)..... 389
9. Jakey Bentley (2018)..... 388
10. Steve Taneyhill (1994)..... 367

PASS COMPLETIONS

1. Dylan Thompson (2014)..... 270
2. Spencer Rattler (2022)..... 264
3. Steve Taneyhill (1995)..... 261
4. Steve Taneyhill (1994)..... 257
5. Jake Bentley (2017)..... 245
6. Todd Ellis (1987)..... 241
7. Jake Bentley (2018)..... 240
8. Stephen Garcia (2009)..... 239
9. Ryan Hilinski (2019)..... 236
10. Stephen Garcia (2010)..... 224

COMPLETION PERCENTAGE

(Min. 100 attempts)

1. Connor Shaw (2012)..... .67.5 (154 of 228)
2. Steve Taneyhill (1995)..... .67.1 (261 of 389)
3. Blake Mitchell (2006)..... .66.8 (135 of 202)
4. Spencer Rattler (2022)..... .66.2 (264 of 399)
5. Jake Bentley (2016)..... .65.8 (125 of 190)
6. Connor Shaw (2011)..... .65.4 (123 of 188)
7. Stephen Garcia (2010)..... .64.2 (224 of 349)
8. Connor Shaw (2013)..... .63.4 (180 of 284)
9. Dondrial Pinkins (2004)..... .63.0 (68 of 108)
10. Steve Taneyhill (1994)..... .62.9 (231 of 367)

PASSING TOUCHDOWNS

1. Steve Taneyhill (1995)..... 29
2. Jake Bentley (2018)..... 27
3. Dylan Thompson (2014)..... 26
4. Connor Shaw (2013)..... 24
5. Todd Ellis (1986)..... 20
- Steve Taneyhill (1994)..... 20
- Stephen Garcia (2010)..... 20
8. Anthony Wright (1997)..... 18
- Jake Bentley (2017)..... 18
- Spencer Rattler (2022)..... 18

PASSES INTERCEPTED

1. Todd Ellis (1987)..... 24

CONSECUTIVE PASSES WITHOUT AN INT.

1. Ryan Hilinski (2019)..... 180
2. Connor Shaw (2012-13)..... 177
3. Steve Taneyhill (1995)..... 163

4,000-Yard Career Passers

No.	PLAYER	YEARS	COM-ATT-INT	PCT.	YARDS	TD
1.	Todd Ellis	1986-89	747-1350-73	55.3	9,953	49
2.	Steve Taneyhill	1992-95	753-1245-37	60.5	8,782	62
3.	Stephen Garcia	2008-11	589-1021-41	57.7	7,597	47
4.	Jake Bentley	2016-19	626-1002-32	62.5	7,527	55
5.	Connor Shaw	2010-13	480- 733-16	65.5	6,074	56
6.	Blake Mitchell	2004-07	482- 794-30	60.7	5,992	38
7.	Anthony Wright	1995-98	432- 796-22	54.3	5,681	38
8.	Phil Petty	1998-01	454- 861-29	52.7	5,652	28
9.	Dylan Thompson	2011-14	390- 669-16	58.3	5,391	40
10.	Tommy Suggs	1968-70	355- 672-41	52.8	4,916	34
11.	Bobby Fuller	1990-91	373- 634-17	58.8	4,896	28

Career

PASS ATTEMPTS

1. Todd Ellis (1986-89)..... 1,350
2. Steve Taneyhill (1992-95)..... 1,245
3. Stephen Garcia (2008-11)..... 1,021
4. Jake Bentley (2016-19)..... 1,002
5. Phil Petty (1998-2001)..... 861
6. Anthony Wright (1995-98)..... 796
7. Blake Mitchell (2004-07)..... 794
8. Connor Shaw (2010-13)..... 733
9. Tommy Suggs (1968-70)..... 672
10. Dylan Thompson (2011-14)..... 669

PASS COMPLETIONS

1. Steve Taneyhill (1992-95)..... 753
2. Todd Ellis (1986-89)..... 747
3. Jake Bentley (2016-19)..... 626
4. Stephen Garcia (2008-11)..... 589
5. Blake Mitchell (2004-07)..... 482
6. Connor Shaw (2010-13)..... 480
7. Phil Petty (1998-01)..... 454
8. Anthony Wright (1995-98)..... 432
9. Dylan Thompson (2011-14)..... 390
10. Bobby Fuller (1990-91)..... 373

COMPLETION PERCENTAGE

(Min. 150 attempts)

1. Spencer Rattler (2022)..... .66.2 (264 of 399)
2. Connor Shaw (2010-13)..... .65.5 (480 of 733)
3. Jake Bentley (2016-19)..... .62.5 (626 of 1002)
4. Luke Doty (2020-22)..... .61.0 (139 of 228)
5. Blake Mitchell (2004-07)..... .60.7 (482 of 794)
6. Steve Taneyhill (1992-95)..... .60.5 (753 of 1245)
7. Bobby Fuller (1990-91)..... .58.8 (373 of 634)
8. Dylan Thompson (2011-14)..... .58.3 (390 of 669)
9. Stephen Garcia (2008-11)..... .57.7 (589 of 1021)
10. Perry Orth (2013-16)..... .56.8 (201 of 354)

PASSING TOUCHDOWNS

1. Steve Taneyhill (1992-95)..... 62
2. Connor Shaw (2010-12)..... 56
4. Jake Bentley (2016-19)..... 55
4. Todd Ellis (1986-89)..... 49
5. Stephen Garcia (2008-10)..... 47
6. Dylan Thompson (2011-14)..... 40
7. Anthony Wright (1995-98)..... 38
- Blake Mitchell (2004-07)..... 38
9. Tommy Suggs (1968-70)..... 34
10. Bobby Fuller (1990-91)..... 28
- Phil Petty (1998-01)..... 28

PASSES INTERCEPTED

1. Todd Ellis (1986-89)..... 73

STARTING QUARTERBACK WINS

1. Connor Shaw (2010-13)..... 27
2. Todd Ellis (1986-89)..... 24
3. Garry Harper (1978-80)..... 20
- Steve Taneyhill (1992-95)..... 20
- Stephen Garcia (2008-10)..... 20
6. Jake Bentley (2016-19)..... 19

300+-YARD PASSING GAMES


510	Jake Bentley	Clemson	11/24/18
473	Steve Taneyhill	Mississippi State	10/14/95
451	Steve Taneyhill	East Carolina	10/08/94
438	Spencer Rattler	Tennessee	11/19/22
425	Todd Ellis	East Carolina	10/24/87
405	Steve Taneyhill	Georgia	09/02/95
402	Dylan Thompson	Auburn	10/25/14
394	Todd Ellis	Virginia Tech	10/11/86
390	Jake Bentley	South Florida	12/29/16
389	Steve Taneyhill	Louisiana Tech	09/16/95
388	Blake Mitchell	Middle Tennessee	11/18/06
382	Stephen Garcia	Kentucky	10/16/10
377	Spencer Rattler	Arkansas	09/10/22
367	Perry Orth	The Citadel	11/21/15
366	Dylan Thompson	Texas A&M	08/28/14
364	Blake Mitchell	Arkansas	11/03/07
363	Jake Bentley	Ole Miss	11/03/18
360	Todd Ellis	East Carolina	10/07/89
360	Spencer Rattler	Clemson	11/26/22
356	Bobby Fuller	NC State	10/27/90
356	Connor Shaw	Tennessee	10/27/12
355	Stephen Garcia	Vanderbilt	10/23/10
354	Steve Taneyhill	Vanderbilt	10/21/95
351	Anthony Wright	Mississippi State	09/28/96
347	Dylan Thompson	Tennessee	11/01/14
343	Bobby Fuller	East Carolina	09/28/91
342	Todd Ellis	Georgia	09/27/86
339	Jake Bentley	Chattanooga	11/17/18
334	Todd Ellis	Virginia Tech	10/10/87
330	Blake Mitchell	UCF	09/01/05
330	Dylan Thompson	East Carolina	09/08/12
329	Todd Ellis	Appalachian State	09/05/87
327	Chris Smelley	Mississippi	10/04/08
327	Stephen Garcia	Arkansas	11/07/09
325	Ryan Hilinski	Appalachian State	11/09/19
324	Tommy Suggs	Florida State	10/26/68
324	Syvelle Newton	South Florida	09/18/04
324	Ryan Hilinski	Alabama	09/14/19
323	Blake Mitchell	Houston	12/29/06
321	Todd Ellis	Georgia	09/24/88
319	Ryan Hilinski	Tennessee	10/26/19
318	Bill Troup	Virginia	09/09/72
318	Todd Ellis	East Carolina	10/25/86
316	Tommy Suggs	Clemson	11/21/70
316	Blake Mitchell	Florida	11/10/07
313	Stephen Garcia	Georgia	09/12/09
312	Tommy Suggs	Virginia	11/02/68
312	Stephen Garcia	Vanderbilt	10/24/09
312	Connor Shaw	Wisconsin	01/01/14
311	Steve Taneyhill	Louisiana Tech	09/18/93
311	Connor Shaw	Kentucky	10/08/11
310	Dylan Thompson	Clemson	11/24/12
307	Steve Taneyhill	Clemson	11/18/95
307	Anthony Wright	Mississippi	10/03/98
306	Todd Ellis	Georgia	09/26/87
306	Dondrial Pinkins	Tennessee	10/30/04
305	Phil Petty	Mississippi State	09/23/00
304	Todd Ellis	Louisiana State	12/31/87
304	Steve Taneyhill	Kentucky	09/23/95
304	Jake Bentley	Kentucky	09/16/17
300	Stephen Garcia	Vanderbilt	10/31/09

300-Yard Passing Games

Quarterback	Years	Fr.	R-Fr.	So.	Jr.	Sr.	Total
Todd Ellis	1985-89	-	3	5	1	1	10
Steve Taneyhill	1992-95	0	-	1	1	6	8
Stephen Garcia	2007-11	-	0	4	2	0	6
Jake Bentley	2016-19	1	-	1	3	0	5
Blake Mitchell	2003-07	-	0	1	2	2	5
Dylan Thompson	2010-14	-	0	2	0	3	5
Ryan Hilinski	2019-20	3	0	-	-	-	3
Spencer Rattler	2022	-	-	-	3	-	3
Connor Shaw	2010-13	0	-	1	1	1	3
Tommy Suggs	1967-70	-	-	2	0	1	3
Bobby Fuller	1989-91	-	-	-	1	1	2
Anthony Wright	1994-98	-	0	1	0	1	2
Syvelle Newton	2003-06	0	-	1	0	0	1
Perry Orth	2012-16	-	0	0	1	0	1
Phil Petty	1997-01	-	0	0	1	0	1
Dondrial Pinkins	2000-04	0	0	0	0	1	1
Chris Smelley	2006-08	0	0	1	-	-	1
Bill Troup	1971-72	-	-	-	1	-	1
TOTALS		4	3	20	17	17	61



Todd Ellis



Steve Taneyhill



Stephen Garcia



Jake Bentley



Blake Mitchell



Dylan Thompson



Ryan Hilinski



Spencer Rattler




Connor Shaw



Tommy Suggs



Bobby Fuller



Anthony Wright



Syvelle Newton



Perry Orth



Phil Petty



Dondrial Pinkins



Chris Smelley



Bill Troup

LONGEST PASS COMPLETIONS (*-TD)

99* D. Pinkins/Troy Williamson	Virginia	09/06/03	71* Emmen Wingfield/Ed Zobel	Virginia	10/08/27
98* D. Pinkins/Matthew Thomas	Mississippi	11/01/03	71* Mike Hold/Ira Hillary	East Carolina	10/27/84
97* Todd Ellis/Robert Brooks	East Carolina	09/17/88	70* Jeff Grant/Philip Logan	Wake Forest	11/15/75
94* D. Thompson/Damiere Byrd	UAB	09/15/12	70* Mike Hold/Sterling Sharpe	East Carolina	10/26/85
93* Steve Taneyhill/Monty Means	Louisiana Tech	09/16/95	70* D. Pinkins/Troy Williamson	Clemson	11/23/02
92* S. Taneyhill/Stanley Pritchett	Kentucky	09/23/95	70* Stephen Garcia/Alshon Jeffery	Tennessee	10/30/10
89 Jake Bentley/Deebo Samuel	Florida	11/10/18	70 Dylan Thompson/Nick Jones	Michigan	01/01/13
85* Dylan Thompson/Pharoh Cooper	Tennessee	11/01/14	70 Jake Bentley/Bryan Edwards	Akron	12/01/18
83* G. Beckham/Kent Hagood	Pacific	11/07/81	69* Dan Reeves/Bobby Bryant	Wake Forest	11/14/64
82* Ed Clary/Ben Joe Williams	Catholic	11/28/38	69 Blake Williamson/Toby Cates	Tennessee	10/30/93
82* Luke Doty/Jaheim Bell	Vanderbilt	10/16/21	69 Stephen Garcia/Moe Brown	Mississippi	09/24/09
81* Jeff Grantz/Philip Logan	Appalachian St.	11/08/75	69 Stephen Garcia/Alshon Jeffery	Auburn	09/25/10
81* Mike Hold/Eric Poole	Navy	11/17/84	69* Dylan Thompson/Nick Jones	Texas A&M	08/28/14
80* Tommy Suggs/Jim Mitchell	Georgia	10/31/70	69* Dakereon Joyner/Jaheim Bell	North Carolina	12/30/21
80* Stephen Garcia/Alshon Jeffery	Arkansas	11/07/09	68* Mackie Prickett/Carl Brazell	North Carolina	11/05/55
80* Garry Harper/Horace Smith	Mississippi	10/21/78	68* Jake Bentley/Deebo Samuel	Kentucky	09/16/17
80* Mike Hold/Raynard Brown	Pittsburgh	10/05/85	68* Dakereon Joyner/Antwane Wells	Vanderbilt	11/05/22
80* Todd Ellis/Sterling Sharpe	Nebraska	10/03/87	67 Bill Troup/Eddie Muldrow	Clemson	11/25/72
79* Bobby Fuller/Eddie Miller	Florida State	11/09/91	66* Chris Smelley/Jared Cook	Arkansas	11/08/08
78* Mikal Goodman/Kerry Hood	Kentucky	10/09/99	66 Phil Petty/Corey Alexander	Boise State	09/01/01
78* Phil Petty/Ryan Brewer	Tennessee	10/28/00	66* Zeb Noland/Jaheim Bell	North Carolina	12/30/21
78 Connor Shaw/Alshon Jeffery	Nebraska	01/02/12	65* Harold Mauney/Earl Clary	Wofford	09/23/33
78* Dylan Thompson/Pharoh Cooper	Miami (Fla.)	12/27/14	65 Andy LeHeup/Jay Saldi	Florida State	11/17/73
78* Perry Orth/Pharoh Cooper	Vanderbilt	10/17/15	65* Don. Pinkins/Troy Williamson	Georgia	09/11/04
77* Jeff Grantz/Bob Halminski	Virginia	10/15/75	65* Connor Shaw/Shaq Roland	North Carolina	08/29/13
77 Todd Ellis/Ryan Bethea	Clemson	11/21/87	65 Spencer Rattler/Juju McDowell	Clemson	11/26/22
77* Anthony Wright/Corey Bridges	Mississippi St.	09/28/96	64* Todd Ellis/Ryan Bethea	East Carolina	10/28/86
77* D. Pinkins/Matthew Thomas	LSU	10/18/03	64 Blake Mitchell/Mike Davis	UCF	09/01/05
76 Zion McKinney/Philip Logan	Miami (Ohio)	09/17/77	64 Spencer Rattler/Antwane Wells	Arkansas	09/10/22
76* Connor Shaw/Damiere Byrd	Tennessee	10/27/13	64 Blake Mitchell/Sidney Rice	Florida	11/12/05
75 Bobby Fuller/Eddie Miller	The Citadel	10/20/90	63 Chris Smelley/Jared Cook	Ole Miss	10/04/08
75 A. Wright/Marcus Robinson	Mississippi St.	09/28/96	63 Mike Hold/Thomas Dendy	NC State	11/02/85
75* Jake Bentley/Bryan Edwards	Ole Miss	11/03/18	62 Tommy Suggs/Benny Galloway	Virginia	11/02/68
75* Jake Bentley/Deebo Samuel	Clemson	11/24/18	62 Jay Lynn Hodgin/E. Muldrow	Appalachian St.	11/09/74
75* Ryan Hilinski/Bryan Edwards	Missouri	09/21/19	62* Garry Harper/Zion McKinney	Notre Dame	10/29/79
75* Ryan Hilinski/Shi Smith	Tennessee	10/26/19	62* Garry Harper/Horace Smith	Wake Forest	11/05/80
73* Carlisle Bell/Bru Boineau	Furman	11/17/28	62 Mike Hold/Ira Hillary	Georgia	09/29/84
73* Mackie Prickett/Buddy Frick	Virginia	11/13/54	62 Anthony Wright/Boo Williams	Kentucky	10/10/98
73* S. Newton/Troy Williamson	USF	09/18/04	62 Connor Shaw/D.L. Moore	Georgia	10/06/12
73 Dylan Thompson/Pharoh Cooper	South Alabama	11/22/14	62* Connor Shaw/Damiere Byrd	Kentucky	09/29/13
73 Jake Bentley/Bryan Edwards	Tennessee	10/27/18	62* Jake Bentley/Hayden Hurst	Arkansas	10/07/17
72* Ron Bass/George Rogers	Mississippi	10/15/77	62* Spencer Rattler/Antwane Wells	Arkansas	09/10/22
72* Todd Ellis/Sterling Sharpe	Clemson	11/22/86			
72* Stephen Garcia/Alshon Jeffery	Vanderbilt	10/23/10			
72* Spencer Rattler/Antwane Wells	Clemson	11/26/22			

Passing Leaders by Year

Year	Player	Comp-Att	Yards
1949	Bo Hagan	29-57	356
	John Boyle	29-84	383
1950	Ed Pasky	21-52	196
1951	Dick Balka	26-57	401
1952	Johnny Gramling	61-144	709
1953	Johnny Gramling	68-132	1,045
1954	Mackie Prickett	68-116	682
1955	Mackie Prickett	35-73	513
1956	Mackie Prickett	15-44	193
1957	Alex Hawkins	9-12	153
1958	Bobby Bunch	13-23	177
1959	Steve Satterfield	17-44	180
1960	Dave Sowell	17-38	190
1961	Jim Costen	61-146	764
1962	Dan Reeves	66-131	930
1963	Dan Reeves	62-146	657
1964	Dan Reeves	83-164	974
1965	Mike Fair	89-175	1,049
1966	Mike Fair	31-82	467
1967	Mike Fair	79-165	970
1968	Tommy Suggs	110-207	1,544
1969	Tommy Suggs	109-196	1,342
1970	Tommy Suggs	136-269	2,030
1971	Glenn Morris	104-229	1,313
1972	Dobby Grossman	61-117	874
	Bill Troup	56-129	758
1973	Jeff Grantz	62-121	864
1974	Jeff Grantz	39-95	642
1975	Jeff Grantz	120-216	1,815
1976	Ron Bass	110-199	1,320
1977	Ron Bass	82-176	1,140
1978	Garry Harper	62-135	776
1979	Garry Harper	73-143	929
1980	Garry Harper	90-177	1,266
1981	Gordon Beckham	92-180	1,221
1982	Gordon Beckham	63-146	725
1983	Allen Mitchell	80-172	1,142
1984	Mike Hold	64-137	1,385
1985	Mike Hold	107-208	1,596
1986	Todd Ellis	205-340	3,020
1987	Todd Ellis	241-432	3,206
1988	Todd Ellis	198-391	2,353
1989	Todd Ellis	103-187	1,374
1990	Bobby Fuller	171-294	2,372
1991	Bobby Fuller	202-340	2,524
1992	Steve Taneyhill	86-162	1,272
1993	Steve Taneyhill	149-291	1,930
1994	Steve Taneyhill	257-403	2,486
1995	Steve Taneyhill	261-389	3,094
1996	Anthony Wright	131-244	1,850
1997	Anthony Wright	139-252	1,685
1998	Anthony Wright	145-273	1,899
1999	Phil Petty	65-146	803
2000	Phil Petty	170-315	2,285
2001	Phil Petty	164-288	1,926
2002	Corey Jenkins	100-180	1,334
2003	Dondrial Pinkins	162-322	2,127
2004	Syvelle Newton	70-131	1,093
2005	Blake Mitchell	186-315	2,370
2006	Blake Mitchell	135-202	1,789
2007	Blake Mitchell	152-255	1,747
2008	Chris Smelley	169-302	1,922
2009	Stephen Garcia	239-432	2,862
2010	Stephen Garcia	224-349	3,059
2011	Connor Shaw	123-188	1,448
2012	Connor Shaw	154-228	1,956
2013	Connor Shaw	180-284	2,447
2014	Dylan Thompson	270-451	3,564
2015	Perry Orth	143-261	1,929
2016	Jake Bentley	125-190	1,420
2017	Jake Bentley	245-394	2,794
2018	Jake Bentley	240-388	3,171
2019	Ryan Hilinski	236-406	2,357
2020	Collin Hill	127-215	1,411
2021	Luke Doty	86-143	975
2022	Spencer Rattler	264-399	3,380

Game

RUSHING YARDS

1. Brandon Bennett vs. East Tenn. St. (10/5/91).. 278
2. Jeff Grantz vs. Ohio (10/20/73)..... 260
3. Steve Wadiak vs. Clemson (10/19/50)..... 256
4. Marcus Lattimore vs. Navy (9/17/11)..... 246
5. Kevin Harris vs. Ole Miss (11/14/20)..... 243
6. George Rogers vs. Wake Forest (11/18/78)..... 237
7. Rico Dowdle vs. Western Carolina (11/19/16)..... 226
8. George Rogers vs. Duke (10/11/80)..... 224
9. George Rogers vs. NC State (11/3/79)..... 217
10. Derek Watson vs. E. Michigan (9/16/00)..... 215

RUSHING ATTEMPTS

1. Marcus Lattimore vs. Florida (11/13/10)..... 40
2. Ron Bass vs. North Carolina (10/26/74)..... 39
3. George Rogers vs. Wake Forest (11/15/80)..... 38
4. Marcus Lattimore vs. Georgia (9/11/10)..... 37
5. Marcus Lattimore vs. Navy (9/17/11)..... 37
6. George Rogers vs. Michigan (9/27/80)..... 36
7. George Rogers vs. Duke (10/11/80)..... 36
8. George Rogers vs. Oklahoma State (10/6/79)..... 35
9. George Rogers vs. Georgia (11/1/80)..... 35
10. Earl Clary vs. Clemson (10/19/33)..... 33
11. Warren Muir vs. North Carolina (9/23/67)..... 33
12. Mike Dingle vs. Virginia Tech (9/22/90)..... 33
13. Duce Staley vs. Auburn (10/5/96)..... 33

RUSHING TOUCHDOWNS

1. Kevin Harris vs. Ole Miss (11/14/20)..... 5
2. Many, Last: M. Lloyd vs. Charlotte (9/24/22)..... 3

Season

RUSHING YARDS


1. George Rogers (1980)..... 1,894
2. George Rogers (1979)..... 1,681
3. Marcus Lattimore (2010)..... 1,197
4. Mike Davis (2013)..... 1,183
5. Kevin Harris (2020)..... 1,138
6. Kevin Long (1975)..... 1,133
7. Duce Staley (1996)..... 1,116
8. Clarence Williams (1975)..... 1,073
9. Derek Watson (2000)..... 1,066
10. Harold Green (1987)..... 1,022
11. George Rogers (1978)..... 1,006

RUSHING ATTEMPTS

1. George Rogers (1980)..... 324
2. George Rogers (1979)..... 311
3. Marcus Lattimore (2010)..... 249
4. Harold Green (1987)..... 229
5. Duce Staley (1996)..... 218
6. Johnnie Wright (1981)..... 212
7. Mike Davis (2013)..... 203
8. Harold Green (1989)..... 201
9. Mike Davis (2014)..... 199
10. Brandon Bennett (1993)..... 193

RUSHING TOUCHDOWNS

1. Marcus Lattimore (2010)..... 17
2. Harold Green (1987)..... 15
3. Kevin Harris (2020)..... 15
4. George Rogers (1980)..... 14
5. Jeff Grantz (1975)..... 12
6. Andrew Pinnock (2001)..... 12
7. Derek Watson (2000)..... 11
8. Marcus Lattimore (2012)..... 11
9. Mike Davis (2013)..... 11
10. Marcus Lattimore (2011)..... 10



Thomas Dendy



Cory Boyd

RUSHING AVERAGE (Min. 40 Att.)

1. Steve Wadiak (1948)..... 8.2 (51 for 420)
2. Mike Caskey (1954)..... 6.7 (83 for 556)
3. Carl Brazell (1955)..... 6.6 (46 for 305)
4. ZaQuandre White (2021)..... 6.6 (88 for 583)
5. Gene Wilson (1953)..... 6.5 (77 for 502)
6. Troy Hambrick (1996)..... 6.5 (43 for 281)
7. A.J. Turner (2018)..... 6.4 (46 for 294)
8. Lorenzo Nuñez (2015)..... 6.4 (59 for 375)
9. Thomas Dendy (1984)..... 6.2 (103 for 634)
10. Kevin Harris (2020)..... 6.2 (185 for 1,138)

RUSHING YARDS BY A QUARTERBACK

1. Corey Jenkins (2002)..... 655

Career

RUSHING ATTEMPTS

1. George Rogers (1977-80)..... 954
2. Harold Green (1986-89)..... 702
3. Brandon Bennett (1991-94)..... 681
4. Marcus Lattimore (2010-12)..... 555
5. Johnnie Wright (1977-81)..... 552
6. Steve Wadiak (1948-51)..... 543
7. Warren Muir (1967-69)..... 523
8. Mike Davis (2005-08)..... 523
9. Jay Lynn Hodgin (1972-74)..... 515
10. Thomas Dendy (1982-85)..... 494
11. Cory Boyd (2003-07)..... 464

1,000-Yard Career Rushers

No.	PLAYER	YEARS	ATT.	YARDS	AVG.
1.	George Rogers	1977-80	954	5,204	5.5
2.	Brandon Bennett	1991-94	681	3,055	4.5
3.	Harold Green	1986-89	702	3,005	4.3
4.	Steve Wadiak	1948-51	543	2,878	5.3
5.	Thomas Dendy	1982-85	494	2,767	5.6
6.	Marcus Lattimore	2010-12	555	2,677	4.8
7.	Johnnie Wright	1977-81	552	2,589	4.7
8.	Jay Lynn Hodgin	1972-74	515	2,478	4.8
9.	Mike Davis	2012-14	454	2,440	5.4
10.	Kevin Long	1973-76	447	2,372	5.3
11.	Clarence Williams	1974-76	440	2,311	5.3
12.	Cory Boyd	2003-07	464	2,267	4.9
13.	Warren Muir	1967-69	523	2,234	4.3
14.	Mike Davis	2005-08	523	2,231	4.3
15.	Rico Dowdle	2016-19	428	2,167	5.1
16.	Derek Watson	1999-01	437	2,078	4.8
17.	Kent Hagood	1981-85	365	2,014	5.5
18.	Kevin Harris	2019-21	358	1,976	5.5
19.	Bishop Strickland	1947-50	381	1,965	5.2
20.	Duce Staley	1995-96	345	1,852	5.4
21.	Andrew Pinnock	1999-02	422	1,852	4.4
22.	Brandon Wilds	2011-15	379	1,844	4.9
23.	Rob DeBoer	1990-93	386	1,810	4.7
24.	Connor Shaw	2010-13	452	1,683	3.7
25.	Spencer Clark	1976-79	319	1,652	5.2
26.	Mike Dingle	1988-90	389	1,634	4.2
27.	Troy Hambrick	1996-98	302	1,586	5.3
28.	Jeff Grantz	1972-75	405	1,577	3.9
29.	Alex Hawkins	1956-58	339	1,490	4.4
30.	Kenny Miles	2009-12	315	1,341	4.3
31.	A.J. Turner	2016-19	264	1,336	5.1
32.	Mike Caskey	1952-55	232	1,276	5.5
33.	Daccus Turman	2002-05	281	1,255	4.5
34.	King Dixon	1956-58	288	1,250	4.3
35.	Steve Dorsey	1976-79	297	1,216	4.1
36.	Stanley Pritchett	1992-95	266	1,178	4.4
37.	Ron Bass	1973-77	446	1,167	2.6
38.	Carl Brazell	1952-55	203	1,163	5.7
39.	Ben Garnto	1965-67	277	1,151	4.2
40.	Gene Wilson	1951-53	268	1,145	4.3
41.	Demetris Summers	2003-04	212	1,125	5.3
42.	Tommy Simmons	1969-71	324	1,109	3.4
43.	Billy Gambrell	1960-62	225	1,066	4.7
44.	Todd Berry	1980-83	211	1,027	4.9
45.	Rudy Holloman	1967-69	255	1,010	4.0

RUSHING TOUCHDOWNS

1. Marcus Lattimore (2010-12)..... 38
2. George Rogers (1977-80)..... 31
3. Harold Green (1986-89)..... 31
4. Brandon Bennett (1991-94)..... 27
5. Andrew Pinnock (1999-02)..... 27
6. Jeff Grantz (1973-75)..... 26
7. Cory Boyd (2003-07)..... 23
8. Kevin Harris (2019-21)..... 23
9. Jay Lynn Hodgin (1972-74)..... 22
10. Mike Davis (2012-14)..... 22

RUSHING AVERAGE (1,000-Yard Minimum)

1. Carl Brazell (1952-55)..... 5.7 (203 for 1,163)
2. Thomas Dendy (1982-85)..... 5.6 (494 for 2,767)
3. Kevin Harris (2019-21)..... 5.5 (358 for 1,976)
4. Kent Hagood (1981-85)..... 5.5 (365 for 2,014)
5. Mike Caskey (1952-55)..... 5.5 (232 for 1,276)
6. Anthony Smith (1983-86)..... 5.5 (183 for 1,004)
7. George Rogers (1977-80)..... 5.5 (954 for 5,204)
8. Mike Davis (2012-14)..... 5.4 (454 for 2,440)
9. Duce Staley (1995-96)..... 5.4 (345 for 1,852)
10. Demetris Summers (2003-04)..... 5.3 (212 for 1,125)
11. Kevin Long (1973-76)..... 5.3 (447 for 2,372)
12. Steve Wadiak (1948-51)..... 5.3 (543 for 2,878)
13. Clarence Williams (1974-76)..... 5.3 (440 for 2,311)
14. Troy Hambrick (1996-98)..... 5.3 (302 for 1,586)

LONGEST RUNS (*-TD)

96*	Steve Wadiak	Geo. Washington	10/27/50
89	Ben Garnto	Wake Forest	10/15/65
89*	Brandon Bennett	East Tenn. State	10/05/91
88*	Bobby Wallace	Middle Tennessee	11/18/06
88*	Kevin Harris	Vanderbilt	10/10/20
87*	Carl Brazell	Wofford	09/17/55
84*	Carl West	Pacific	09/06/80
80*	George Rogers	Florida State	10/10/79
80*	Trevin Smith	Eastern Michigan	9/16/00
78*	Billy Gambrell	Northwestern	09/12/62
77*	Heyward King	Wake Forest	11/30/57
77	Spencer Clark	Clemson	11/09/77
75*	Troy Hambrick	Clemson	11/23/96
75*	Mike Davis	North Carolina	08/29/13
75	Mike Davis	Georgia	09/07/13
75*	A.J. Turner	Texas A&M	10/01/16
75*	Kevin Harris	Chas. Southern	09/07/19
74*	Ben Garnto	NC State	10/02/65
74*	Kent Hagood	East Carolina	10/27/84
73*	Steve Wadiak	Clemson	10/19/50
73*	Steve Satterfield	Virginia	11/07/59
73*	D. Reeves/B. Gambrell	NC State	11/10/62
	[Reeves (9 yards) to Gambrell (64 yards)]		
72*	Carl Brazell	Virginia	11/26/55
72*	George Rogers	Wake Forest	11/18/78
72*	George Rogers	Pacific	09/06/80
71*	Pharoh Cooper	Coastal Carolina	11/23/13
70*	Phil Cantore	Clemson	10/21/43
70*	Thomas Dendy	Navy	11/13/82
70*	Troy Hambrick	Kentucky	10/10/98
70	Pharoh Cooper	Vanderbilt	09/20/14
70*	Brandon Wilds	Tennessee	11/01/14
69*	Carroll McClain	North Carolina	11/05/55
69*	Billy Gambrell	Wake Forest	09/30/61
69	Clarence Williams	Virginia	10/09/76
69	Mon Denson	Ole Miss	11/03/18
68*	Derek Watson	Arkansas	10/14/00
68*	Melvin Ingram	Georgia	09/10/11
67	Carl Huggins	Wake Forest	11/06/63
66*	Bru Boineau	Clemson	10/23/30
66	Steve Wadiak	Clemson	10/19/50
66*	Bobby Drawdy	Geo. Washington	11/03/51
66*	Alex Hawkins	Furman	11/03/56
66	Perry Orth	Texas A&M	10/31/15
65*	Derek Watson	Eastern Michigan	09/16/00
65*	Billy Ray Rice	North Carolina	10/10/70
64	Johnnie Wright	Duke	10/11/80
64	Connor Shaw	Michigan	01/01/13
63	Jay Lynn Hodgins	Wake Forest	11/16/74
63*	ZaQuandre White	Eastern Illinois	09/04/21
62*	Bobby Giles	Clemson	10/04/46
61*	Thomas Dendy	Cincinnati	10/02/82
61	Thomas Dendy	NC State	10/30/82
61*	Anthony Smith	The Citadel	08/31/85
61*	Derek Watson	Clemson	11/18/00
61*	Bruce Ellington	Kentucky	10/08/11
61	Mon Denson	Akron	12/01/18
60*	Rudy Holloman	Duke	09/20/69
60*	Johnnie Wright	Cincinnati	10/18/80
60*	Connor Shaw	The Citadel	11/19/11
59	Kevin Harris	Kentucky	12/05/20
58*	Buddy Bennett	Virginia	12/03/60
58*	Spencer Clark	Wake Forest	11/12/77
58*	Carl West	Cincinnati	10/18/80
58*	Duce Staley	Kentucky	10/12/96
58*	Derek Watson	Kentucky	10/18/00
58	Derek Watson	Kentucky	10/06/01
58	Marcus Lattimore	Troy	11/20/10
58	Shon Carson	Florida	11/16/13
57*	Randy Spinks	Wake Forest	11/04/72
57*	Thomas Dendy	Florida State	11/10/84
57*	Mon Denson	Chas. Southern	09/07/19
56	Steve Mixon	Kentucky	10/12/96
55	George Rogers	NC State	10/04/80
55*	Greg Welch	East Carolina	10/26/85
54	Troy Hambrick	Clemson	11/21/97
54	Demetris Summers	UAB	09/20/03
54	ZaQuandre White	Florida	11/06/21
53	Jack Morris	Wake Forest	11/26/60

53*	Randy Chastain	Wake Forest	11/15/75
53	Troy Hambrick	Florida	11/16/96
53	Ace Sanders	Southern Miss	09/02/10
53*	Mike Davis	Central Florida	09/28/13
52	Hugh Stoddard	Clemson	10/24/29
52*	Jay Lynn Hodgins	NC State	11/03/73
52*	Brandon Bennett	Louisiana Tech	09/18/93
52	Jamari Smith	Coastal Carolina	11/23/13
52*	Christian Beal-Smith	Vanderbilt	11/05/22
50	Mike Davis	UAB	09/15/12

Multiple 100-Yard Rushers in a Game

10/06/50	Furman	Steve Wadiak, 109
		Bishop Strickland, 100
10/27/50	George Washington	Steve Wadiak, 182
		Bishop Strickland, 114
11/02/74	NC State	Ron Bass, 121
		Clarence Williams, 105
10/04/75	Baylor	Kevin Long, 133
		Clarence Williams, 111
11/01/75	NC State	Keving Long, 160
		Clarence Williams, 150
11/22/75	Clemson	Clarence Williams, 160
		Jeff Grantz, 122
09/30/78	Georgia	Johnnie Wright, 156
		George Rogers, 128
10/27/79	Notre Dame	Spencer Clark, 116
		George Rogers, 113
11/03/79	NC State	George Rogers, 217
		Spencer Clark, 103
09/06/80	Pacific	George Rogers, 153
		Carl West, 113
11/13/82	Navy	Thomas Dendy, 156
		Todd Berry, 129
11/03/84	NC State	Kent Hagood, 111
		Thomas Dendy, 106
11/16/85	Navy	Thomas Dendy, 156
		Anthony Smith, 123
		Mike Hold, 104
10/07/89	East Carolina	Mike Dingle, 117
		Albert Haynes, 101
10/13/90	East Carolina	Rob DeBoer, 165
		Mike Dingle, 113
10/17/92	Mississippi State	Brandon Bennett, 129
		Rob DeBoer, 107
11/23/96	Clemson	Troy Hambrick, 135
		Duce Staley, 133
10/21/00	Vanderbilt	Andrew Pinnock, 135
		Derek Watson, 128
10/20/01	Vanderbilt	Andrew Pinnock, 106
		Derek Watson, 105
09/15/07	South Carolina State	Cory Boyd, 132
		Mike Davis, 102
10/18/14	Furman	Mike Davis, 111
		David Williams, 110
09/07/19	Charleston Southern	Kevin Harris, 147
		Mon Denson, 118
09/28/19	Kentucky	Tavien Feaster, 107
		Rico Dowdle, 102
11/06/21	Florida	Kevin Harris, 128
		ZaQuandre White, 111



Marcus Lattimore

Rushing Leaders by Year			
Year	Player	Yards	Avg.
1947	Bishop Strickland	510	5.4
1948	Steve Wadiak	420	8.2
1949	Steve Wadiak	775	5.1
1950	Steve Wadiak	998	6.1
1951	Steve Wadiak	685	3.9
1952	Gene Wilson	403	3.1
1953	Gene Wilson	502	6.5
1954	Mike Caskey	556	6.7
1955	Carl Brazell	305	6.6
1956	King Dixon	655	4.8
1957	Alex Hawkins	450	4.1
1958	John Saunders	653	5.1
1959	Phil Lavoie	522	4.3
1960	Buddy Bennett	401	5.1
1961	Dick Day	400	4.0
1962	Billy Gambrell	582	5.5
1963	Marty Rosen	382	4.4
1964	Phil Branson	276	3.2
1965	Ben Garnto	437	4.9
1966	Benny Galloway	580	4.5
1967	Warren Muir	805	4.3
1968	Rudy Holloman	530	4.8
1969	Warren Muir	969	4.3
1970	Tommy Simmons	572	3.5
1971	Tommy Simmons	430	3.4
1972	Jay Lynn Hodgins	675	3.6
1973	Jay Lynn Hodgins	862	5.0
1974	Jay Lynn Hodgins	941	6.1
1975	Kevin Long	1,133	6.0
1976	Clarence Williams	873	5.0
1977	Spencer Clark	777	5.8
1978	George Rogers	1,006	5.7
1979	George Rogers	1,681	5.4
1980	George Rogers	1,894	5.8
1981	Johnnie Wright	834	3.9
1982	Thomas Dendy	848	6.1
1983	Thomas Dendy	725	5.5
1984	Thomas Dendy	634	6.2
1985	Thomas Dendy	560	4.7
1986	Anthony Smith	469	4.9
1987	Harold Green	1,022	4.5
1988	Harold Green	606	3.7
1989	Harold Green	989	4.9
1990	Mike Dingle	746	4.0
1991	Brandon Bennett	702	4.6
1992	Brandon Bennett	646	4.3
1993	Brandon Bennett	853	4.4
1994	Brandon Bennett	854	4.5
1995	Duce Staley	736	5.8
1996	Duce Staley	1,116	5.1
1997	Troy Hambrick	604	5.3
1998	Troy Hambrick	701	4.9
1999	Derek Watson	394	3.5
2000	Derek Watson	1,066	5.7
2001	Andrew Pinnock	622	5.4
2002	Corey Jenkins	655	4.1
2003	Daccus Turman	657	4.9
2004	Demetris Summers	487	5.5
2005	Mike Davis	666	4.6
2006	Cory Boyd	823	5.0
2007	Cory Boyd	903	5.0
2008	Mike Davis	573	3.5
2009	Kenny Miles	626	5.4
2010	Marcus Lattimore	1,197	4.8
2011	Marcus Lattimore	818	5.0
2012	Marcus Lattimore	662	4.6
2013	Mike Davis	1,183	5.8
2014	Mike Davis	982	4.9
2015	Brandon Wilds	567	4.6
2016	Rico Dowdle	764	5.7
2017	A.J. Turner	531	5.4
2018	Rico Dowdle	654	5.3
2019	Tavien Feaster	672	5.4
2020	Kevin Harris	1,138	6.2
2021	Kevin Harris	659	4.3
2022	MarShawn Lloyd	573	5.2

100-YARD RUSHING GAMES

278	Brandon Bennett	East Tennessee St.	10/05/91
260	Jeff Grantz	Ohio	10/20/73
256	Steve Wadiak	Clemson	10/19/50
246	Marcus Lattimore	Navy	09/17/11
243	Kevin Harris	Ole Miss	11/14/20
237	George Rogers	Wake Forest	11/18/78
226	Rico Dowdle	Western Carolina	11/19/16
224	George Rogers	Duke	10/11/80
217	George Rogers	NC State	11/03/79
215	Derek Watson	Eastern Michigan	09/16/00
212	Marcus Lattimore	Florida	11/13/10
211	Ron Bass	North Carolina	10/26/74
210	Kevin Harris	Kentucky	12/05/20
193	George Rogers	NC State	10/04/80
193	Duce Staley	Kentucky	10/12/96
187	Duce Staley	Central Florida	09/07/96
186	George Rogers	Florida State	11/10/79
185	Steve Wadiak	Miami	11/11/49
185	Jeff Grantz	Clemson	11/24/73
184	Marcus Lattimore	Tennessee	10/30/10
183	Mike Davis	Kentucky	10/04/14
182	Steve Wadiak	Geo. Washington	10/27/50
182	Marcus Lattimore	Georgia	09/11/10
182	Kevin Harris	North Carolina	12/30/21
179	George Rogers	The Citadel	11/08/80
177	George Rogers	Wake Forest	11/15/80
176	Marcus Lattimore	Georgia	09/10/11
175	Tavien Feaster	Florida	10/19/19
172	Harold Green	Wake Forest	11/14/87
171	Kevin Harris	Vanderbilt	10/10/20
170	Duce Staley	Georgia	09/14/96
169	MarShawn Lloyd	Charlotte	09/24/22
168	George Rogers	Georgia	11/01/80
168	George Rogers	Clemson	11/22/80
167	Mike Davis	Central Florida	09/28/13
165	George Rogers	Oklahoma State	10/06/79
165	Rob DeBoer	East Carolina	10/13/90
164	Warren Muir	North Carolina	09/23/67
162	Johnnie Wright	Duke	10/11/80
161	George Rogers	Duke	09/22/79
161	Demetris Summers	UAB	09/20/03
160	Kevin Long	NC State	11/01/75
160	Clarence Williams	Clemson	11/22/75
160	Harold Green	Duke	09/02/89
160	Cory Boyd	Tennessee	10/27/07
159	Warren Muir	Tennessee	11/11/69
158	George Rogers	Mississippi	10/13/79
158	Demetris Summers	Tennessee	09/27/03
157	Spencer Clark	Clemson	11/19/77
156	Johnnie Wright	Georgia	09/30/78
156	Thomas Dendy	Navy	11/16/85
155	Thomas Dendy	Navy	11/13/82
155	George Rogers	Pacific	09/06/80
152	George Rogers	Georgia	09/29/79
150	Clarence Williams	NC State	11/01/75
150	George Rogers	Duke	09/23/78
150	Harold Green	Western Carolina	10/21/89
150	Derek Watson	Clemson	11/20/00
149	Kevin Long	Appalachian State	11/08/75
149	Derek Watson	Kentucky	10/07/00
149	Mike Davis	Georgia	09/07/13
149	Rico Dowdle	Missouri	11/05/16
148	George Rogers	Georgia Tech	10/07/78
147	Harold Mauney	Clemson	10/19/33
147	Steve Wadiak	Furman	10/06/51
147	Kevin Harris	Chas. Southern	09/07/19
146	Brian Maddox	Vanderbilt	10/23/10
145	Anthony Smith	Western Carolina	09/13/86
143	Jay Lynn Hodgkin	Wake Forest	10/13/73
143	Brandon Wilds	Tennessee	11/01/14
142	Steve Wadiak	The Citadel	12/03/49
142	George Rogers	Michigan	09/27/80
141	George Rogers	Southern Cal	09/20/80
141	Duce Staley	Tennessee	10/28/95
141	Troy Hambrick	Marshall	09/19/98
140	Jay Lynn Hodgkin	Appalachian State	11/09/74
140	Rico Dowdle	Tennessee	10/27/18
139	Tommy Simmons	Duke	11/04/70
139	Harold Green	Georgia Tech	09/23/89
139	Duce Staley	Louisiana State	09/30/95
137	Mike Dingle	Virginia Tech	09/22/90
137	Brandon Wilds	Tennessee	10/29/11
137	Mike Davis	Tennessee	10/19/13
136	Earl Clary	Clemson	10/22/31
136	Warren Muir	Georgia	10/04/69
136	Derek Watson	Arkansas	10/14/00
136	A.J. Turner	Florida	11/11/17
135	Troy Hambrick	Clemson	11/23/96
135	Troy Hambrick	Clemson	11/21/97
135	Andrew Pinnock	Vanderbilt	10/21/00
135	Derek Watson	Kentucky	10/06/01
133	Kevin Long	Baylor	10/04/75
133	George Rogers	Missouri	12/29/79
133	Duce Staley	Clemson	11/23/96
132	Harold Green	Virginia	10/17/87
132	Brandon Bennett	Kentucky	09/23/93
132	Cory Boyd	South Carolina St.	09/15/07
131	Clarence Williams	Virginia	10/09/76
131	Johnnie Wright	Mississippi	10/21/78
129	Alex Hawkins	Furman	11/03/56

129	Todd Berry	Navy	11/13/82
129	Harold Green	Virginia Tech	09/09/89
129	Brandon Bennett	Mississippi State	10/17/92
128	Kevin Long	Louisiana State	10/25/75
128	George Rogers	Georgia	09/30/78
128	George Rogers	Cincinnati	10/18/80
128	Derek Watson	Vanderbilt	10/21/00
128	Mike Davis	Arkansas	10/12/13
128	Mike Davis	Mississippi State	11/02/13
128	Brandon Wilds	Texas A&M	10/31/15
128	ZaQuandre White	Eastern Illinois	09/04/21
128	Kevin Harris	Florida	11/06/21
127	Warren Muir	Clemson	11/22/69
127	Jay Lynn Hodgkin	Clemson	11/23/74
127	Brandon Bennett	Louisiana Tech	09/18/93
127	Kenny Miles	Wofford	11/17/12
127	Rico Dowdle	Tennessee	10/29/16
126	Ron Bass	Appalachian State	11/10/73
126	Kevin Harris	LSU	10/24/20
125	Mike Caskey	Army	09/25/54
125	Mike Davis	Missouri	12/30/05
124	Phil Lavoie	Virginia	11/07/59
124	Dan Reeves	NC State	11/10/62
124	Thomas Dendy	Cincinnati	10/02/82
123	George Rogers	Clemson	11/25/78
123	Anthony Smith	Navy	11/16/85
123	Daccus Turman	Virginia	09/06/03
123	Lorenzo Nuñez	UCF	09/26/15
122	Al Grygo	Clemson	10/20/38
122	Warren Muir	Wake Forest	11/04/67
122	Jay Lynn Hodgkin	NC State	11/03/73
122	Jeff Grantz	Clemson	11/22/75
122	Spencer Clark	Hawaii	11/26/77
122	Brandon Bennett	Tennessee	10/31/92
122	Brandon Bennett	Kentucky	09/24/94
122	Daccus Turman	Florida	11/15/03
121	Dan Reeves	NC State	10/31/64
121	Ron Bass	NC State	11/02/74
121	A.J. Turner	Vanderbilt	10/28/17
120	Buddy Bennett	Wake Forest	11/26/60
120	Jay Lynn Hodgkin	Wake Forest	11/04/72
120	Brandon Bennett	Georgia	09/03/94
120	Troy Hambrick	Florida	11/16/96
120	Brandon Wilds	Florida	11/12/11
120	Marcus Lattimore	Kentucky	09/29/12
119	Brandon Wilds	Vanderbilt	10/17/15
118	Kent Hagood	East Carolina	10/27/84
118	Derek Watson	NC State	09/04/99
118	Mon Denson	Chas. Southern	09/07/19
117	Mike Dingle	East Carolina	10/07/89
116	John Saunders	Virginia	11/15/58
116	Billy Gambrell	Wake Forest	09/30/61
116	Spencer Clark	Notre Dame	10/27/79
115	Warren Muir	Maryland	10/28/67
115	Ron Bass	Florida State	11/17/73
115	Johnnie Wright	North Carolina	10/24/81
115	Harold Green	NC State	10/28/89
115	Mike Davis	North Carolina	08/29/13
114	Earl Clary	Auburn	12/03/32
114	Bishop Strickland	Geo. Washington	10/27/50
114	Clarence Williams	Duke	09/30/75
114	Brandon Bennett	Louisiana Tech	09/17/94
114	Derek Watson	New Mexico State	09/02/00
114	Kenny Miles	Clemson	11/28/09
113	Rudy Holloman	Duke	09/20/69
113	George Rogers	Notre Dame	10/27/79
113	Carl West	Pacific	09/16/80
113	George Rogers	Pittsburgh	12/29/80
113	Johnnie Wright	Duke	09/19/81
113	Thomas Dendy	Florida State	11/10/84
113	Mike Dingle	Duke	09/01/90
113	Mike Dingle	East Carolina	10/13/90
113	Duce Staley	East Carolina	09/21/96
113	Corey Jenkins	New Mexico State	08/31/02
113	Cory Boyd	Kentucky	10/07/06
113	Cory Boyd	Vanderbilt	10/21/06
113	Jarvis Giles	Florida Atlantic	09/19/09
113	A.J. Turner	Texas A&M	10/01/16
112	Johnnie Wright	North Carolina	10/28/78
112	Marcus Lattimore	East Carolina	09/03/11
112	Rico Dowdle	Vanderbilt	09/22/18
112	Deshaun Fenwick	Chattanooga	11/17/18
111	Clarence Williams	Baylor	10/04/75
111	Kent Hagood	NC State	11/03/84
111	Mike Davis	Clemson	11/19/05
111	Mike Davis	Furman	10/18/14
111	ZaQuandre White	Florida	11/06/21
110	Boo Williams	Vanderbilt	10/26/96
110	Marcus Lattimore	Vanderbilt	08/30/12
110	David Williams	Furman	10/18/14
110	MarShawn Lloyd	Kentucky	10/08/22
109	Steve Wadiak	Furman	10/06/50
109	Steve Wadiak	Geo. Washington	11/03/51
109	Kevin Long	Mississippi	10/19/74
109	Ryan Brewer	Ohio State	01/01/01
109	Brandon Wilds	The Citadel	11/19/11
109	Marcus Lattimore	Georgia	10/06/12
108	Steve Wadiak	Marquette	11/03/50
108	Dick Harris	Wake Forest	11/20/71
108	George Rogers	Wichita State	09/13/80
108	Harold Green	Miami (Fla.)	12/05/87

Multiple 100-Yard Rushing Games			
George Rogers.....	27	Mike Davis ('05-08).....	4
Brandon Bennett.....	11	Mike Dingle.....	4
Mike Davis ('12-14)....	11	Jeff Grantz.....	4
Harold Green.....	11	Kenny Miles.....	4
Marcus Lattimore.....	11	Rob DeBoer.....	3
Steve Wadiak.....	10	Mon Denson.....	3
Duce Staley.....	9	Dan Reeves.....	3
Derek Watson.....	9	A.J. Turner.....	3
Thomas Dendy.....	8	Buddy Bennett.....	2
Rico Dowdle.....	8	Todd Berry.....	2
Kevin Harris.....	8	Mike Caskey.....	2
Jay Lynn Hodgkin.....	8	Tavien Feaster.....	2
Clarence Williams.....	8	Deshaun Fenwick.....	2
Brandon Wilds.....	7	Kent Hagood.....	2
Kevin Long.....	6	Corey Jenkins.....	2
Warren Muir.....	6	MarShawn Lloyd.....	2
Johnnie Wright.....	6	Andrew Pinnock.....	2
Cory Boyd.....	5	Anthony Smith.....	2
Troy Hambrick.....	5	Bishop Strickland.....	2
Ron Bass.....	4	Demetris Summers.....	2
Spencer Clark.....	4	Daccus Turman.....	2
Earl Clary.....	4	ZaQuandre White.....	2

108	Gerald Williams	Western Carolina	09/10/88
108	Brandon Bennett	Georgia	09/04/93
107	David Sowell	North Carolina	10/22/60
107	Dan Reeves	Detroit	11/17/62
107	Harold Green	Clemson	11/21/87
107	Rob DeBoer	Mississippi State	10/17/92
107	Connor Shaw	Clemson	11/26/11
107	Tavien Feaster	Kentucky	09/28/19
106	Steve Wadiak	Tulsa	11/13/48
106	Thomas Dendy	Clemson	11/20/82
106	Thomas Dendy	NC State	11/03/84
106	Troy Hambrick	Arkansas	10/18/97
106	Andrew Pinnock	Vanderbilt	10/20/01
106	Cory Boyd	Clemson	11/25/06
106	Mike Davis	Kentucky	10/05/13
106	Brandon Wilds	Kentucky	09/12/15
105	Benny Galloway	Clemson	11/26/66
105	Clarence Williams	NC State	11/02/74
105	Clarence Williams	NC State	10/03/76
105	Clarence Williams	Wake Forest	11/13/76
105	Thomas Dendy	Furman	10/16/82
105	Duce Staley	Arkansas	10/19/96
105	Derek Watson	Vanderbilt	10/20/01
105	Rico Dowdle	Coastal Carolina	09/01/18
104	Steve Wadiak	Maryland	11/06/48
104	Carl Brazell	Wofford	09/17/55
104	Heyward King	Wake Forest	11/30/57
104	Ben Gamto	Wake Forest	10/16/65
104	Jay Lynn Hodgkin	Duke	09/21/74
104	Jay Lynn Hodgkin	Wake Forest	11/16/74
104	George Rogers	Wake Forest	11/17/79
104	Thomas Dendy	NC State	10/30/82
104	Mike Hold	Navy	11/16/85
104	Harold Green	Western Carolina	09/12/87
104	Rob DeBoer	The Citadel	10/20/90
104	Brandon Bennett	Clemson	11/19/94
104	Mike Davis	Missouri	09/27/14
103	Earl Clary	Duke	09/26/31
103	Phil Cantore	Clemson	10/21/43
103	Mike Caskey	Virginia	11/13/54
103	Buddy Bennett	Virginia	12/03/60
103	Kevin Long	Virginia	10/11/75
103	Spencer Clark	NC State	11/03/79
103	Jamari Smith	Coastal Carolina	11/23/13
102	Dick Day	Vanderbilt	11/25/61
102	Jeff Grantz	Georgia Tech	09/15/73
102	Jay Lynn Hodgkin	Georgia	09/28/74
102	George Rogers	Clemson	11/24/79
102	Brandon Bennett	East Carolina	10/09/93
102	Mike Davis	South Carolina St.	09/15/07
102	Kenny Miles	Vanderbilt	10/24/09
102	Marcus Lattimore	Troy	11/20/10
102	Marcus Lattimore	Kentucky	10/08/11
102	Shon Carson	Florida	11/16/13
102	Mon Denson	Ole Miss	11/03/18
102	Rico Dowdle	Alabama	09/14/19
102	Rico Dowdle	Kentucky	09/28/19
102	Deshaun Fenwick	Vanderbilt	11/02/19
101	Todd Berry	Georgia	09/25/82
101	Albert Haynes	East Carolina	10/07/89
101	Corey Jenkins	Georgia	09/14/02
101	Taylor Rank	Florida Atlantic	09/23/06
101	Mike Davis	NC State	08/28/09
101	Mike Davis	East Carolina	09/06/14
100	Earl Clary	Georgia Tech	10/03/31
100	Harold Green	North Carolina	09/03/88
100	Duce Staley	Mississippi State	09/28/96
100	Kenny Miles	Kentucky	10/10/09
100	Kevin Harris	Florida	10/03/20

Game

RECEIVING YARDS

1. Pharoh Cooper vs Tennessee (11/1/14)..... 233
2. Troy Williamson vs. USF (9/18/04)..... 210
Deebo Samuel at Clemson (11/24/18)..... 210
4. Zola Davis vs. Vanderbilt (10/24/98)..... 206
5. Fred Zeigler vs. Virginia (11/2/68)..... 199
6. Alshon Jeffery vs. Auburn (9/25/10)..... 192
7. Sidney Rice vs. Missouri (12/30/05)..... 191
Pharoh Cooper vs. The Citadel (11/21/15) ... 191
9. Deebo Samuel vs. South Florida (12/29/16) 190
10. Marcus Robinson vs. Miss. State (9/28/96)... 189
Antwane Wells Jr. at Arkansas (9/10/22) 189

RECEPTIONS

1. Zola Davis vs. Vanderbilt (10/24/98)..... 14
Kenny McKinley vs. Tennessee (10/27/07) 14
Tori Gurley vs. Vanderbilt (10/23/10)..... 14
Deebo Samuel vs. South Florida (12/29/16).. 14
Bryan Edwards vs. Vanderbilt (11/2/19)..... 14
6. Fred Zeigler vs. Virginia (11/2/68)..... 12
Stanley Pritchett vs. Georgia (9/2/95)..... 12
Stanley Pritchett vs. Miss. State (10/14/95).... 12
Sidney Rice vs. Missouri (12/30/05)..... 12
Shi Smith vs. Florida (10/3/20)..... 12

RECEIVING TOUCHDOWNS

1. Sidney Rice vs. Florida Atlantic (9/23/06)..... 5
2. 11 players tied..... 3

AVERAGE PER RECEPTION (min. 4 receptions)

1. Alshon Jeffery vs. Nebraska (1/2/12)..... 37.0
(4-for-148)
2. Troy Williamson vs. Clemson (11/23/02) 35.0
(4-for-140)

Season

RECEIVING YARDS

1. Alshon Jeffery (2010)..... 1,517
2. Sidney Rice (2005)..... 1,143
3. Pharoh Cooper (2014)..... 1,136
4. Sterling Sharpe (1986)..... 1,106
5. Sidney Rice (2006)..... 1,090
6. Pharoh Cooper (2015)..... 973
7. Kenny McKinley (2007)..... 968
8. Antwane Wells Jr. (2022)..... 928
9. Sterling Sharpe (1987)..... 915
10. Zola Davis (1995)..... 911

RECEPTIONS

1. Alshon Jeffery (2010)..... 88
2. Kenny McKinley (2007)..... 77
3. Sterling Sharpe (1986)..... 74
4. Sidney Rice (2006)..... 72
5. Bryan Edwards (2019)..... 71
6. Sidney Rice (2005)..... 70
7. Pharoh Cooper (2014)..... 69
8. Antwane Wells Jr. (2022)..... 68
9. Pharoh Cooper (2015)..... 66
10. Bryan Edwards (2017)..... 64



Alshon Jeffery



Deebo Samuel

RECEIVING TOUCHDOWNS

1. Sidney Rice (2005)..... 13
2. Deebo Samuel (2018)..... 11
3. Sterling Sharpe (1986)..... 10
Monty Means (1995)..... 10
Jermale Kelly (1997)..... 10
Sidney Rice (2006)..... 10
7. Zola Davis (1995)..... 9
Kenny McKinley (2007)..... 9
Alshon Jeffery (2010)..... 9
Ace Sanders (2012)..... 9
Pharoh Cooper (2014)..... 9

100-YARD RECEIVING GAMES

1. Alshon Jeffery (2010)..... 8
2. Sidney Rice (2005)..... 6
3. Sterling Sharpe (1987)..... 5
Troy Williamson (2004)..... 5
Sidney Rice (2006)..... 5
Pharoh Cooper (2015)..... 5

CONSECUTIVE 100-YARD GAMES

1. Sterling Sharpe (1987)..... 3
Troy Williamson (2004)..... 3
Sidney Rice (2005)..... 3
Pharoh Cooper (2015)..... 3
Deebo Samuel (2018)..... 3

YARDS PER RECEPTION

(Min. 25 Receptions)

1. Ryan Bethea (1986)..... 21.2 (27 for 572)
2. Ira Hillary (1984)..... 20.9 (27 for 564)
3. Jim Mitchell (1970)..... 20.5 (41 for 842)
4. Toby Cates (1993)..... 20.0 (27 for 541)
5. Troy Williamson (2004)..... 19.4 (43 for 835)
6. Eddie Miller (1991)..... 19.1 (31 for 592)
7. Philip Logan (1975)..... 18.4 (39 for 716)
8. Shaq Roland (2013)..... 18.2 (25 for 455)
9. Horace Smith (1980)..... 17.5 (26 for 455)
10. Damiere Byrd (2013)..... 17.4 (33 for 575)

Career

RECEIVING YARDS

1. Bryan Edwards (2016-19)..... 3,045
2. Alshon Jeffery (2009-11)..... 3,042
3. Kenny McKinley (2005-08)..... 2,781
4. Sterling Sharpe (1983-87)..... 2,497
5. Zola Davis (1995-98)..... 2,354
6. Sidney Rice (2005-06)..... 2,233
7. Robert Brooks (1988-91)..... 2,211
8. Shi Smith (2017-20)..... 2,204
9. Jermale Kelly (1997-00)..... 2,181
10. Pharoh Cooper (2013-15)..... 2,163
11. Deebo Samuel (2014-18)..... 2,076
12. Philip Logan (1974-77)..... 2,063

**Career Receiving Leaders
(by Receptions)**

No.	PLAYER	YEARS	REC.	YARDS	AVG.
1.	Bryan Edwards	2016-19	234	3,045	13.0
2.	Kenny McKinley	2005-08	207	2,781	13.4
3.	Alshon Jeffery	2009-11	183	3,042	16.6
4.	Shi Smith	2017-20	174	2,204	12.7
5.	Sterling Sharpe	1983-87	169	2,497	14.8
6.	Zola Davis	1995-98	164	2,354	14.4
7.	Robert Brooks	1988-91	156	2,211	14.2
8.	Jermale Kelly	1997-00	153	2,181	14.3
9.	Deebo Samuel	2014-18	148	2,076	14.0
10.	Fred Zeigler	1967-69	146	1,876	12.8
11.	Sidney Rice	2005-06	142	2,233	15.7
12.	Pharoh Cooper	2013-15	138	2,163	15.7
	Cory Boyd	2003-07	117	1,303	11.1
14.	Stanley Pritchett	1992-95	116	1,097	9.5
15.	Brandon Bennett	1991-94	111	984	8.9
16.	Josh Vann	2018-22	108	1,352	12.5
17.	Ryan Brewer	1999-02	107	1,136	10.6
18.	Bruce Ellington	2011-13	106	1,586	15.0
19.	Philip Logan	1974-77	105	2,063	19.6
20.	Hayden Hurst	2015-17	100	1,281	12.8
21.	Ace Sanders	2010-12	99	1,230	12.4
22.	Harold Green	1986-89	94	859	9.1
23.	Brian Scott	1998-01	93	1,506	16.2
	Nick Jones	2011-14	93	1,125	12.1
25.	Troy Williamson	2002-04	91	1,754	19.3
26.	Jim Mitchell	1969-71	90	1,474	16.4
	Ira Hillary	1981-84	90	1,566	17.4

RECEIVING TOUCHDOWNS

1. Sidney Rice (2005-06)..... 23
Alshon Jeffery (2009-11)..... 23
3. Bryan Edwards (2016-19)..... 22
4. Robert Brooks (1988-91)..... 19
Jermale Kelly (1997-00)..... 19
Kenny McKinley (2005-08)..... 19
7. Pharoh Cooper (2013-15)..... 18
8. Sterling Sharpe (1983-87)..... 17
Zola Davis (1995-98)..... 17
10. Bruce Ellington (2011-13)..... 16
Deebo Samuel (2014-18)..... 16

YARDS PER RECEPTION

(Min. 75 receptions)

1. Philip Logan (1974-77)..... 19.6
2. Eddie Miller (1988-91)..... 19.3
Troy Williamson (2002-04)..... 19.3
4. Ira Hillary (1981-84)..... 17.4
5. Danny Smith (1984-87)..... 17.1
6. Alshon Jeffery (2009-11)..... 16.6
7. Jim Mitchell (1969-71)..... 16.4
8. Brian Scott (1998-01)..... 16.2
9. Toby Cates (1991-94)..... 16.1
10. Sidney Rice (2005-06)..... 15.7
Pharoh Cooper (2013-15)..... 15.7

100-YARD RECEIVING GAMES

1. Alshon Jeffery (2009-11)..... 12
2. Sidney Rice (2005-06)..... 11
3. Sterling Sharpe (1983-87)..... 10
4. Pharoh Cooper (2013-15)..... 9

CONSECUTIVE GAMES WITH A RECEPTION

1. Bryan Edwards (2016-19)..... 48
2. Kenny McKinley (2005-08)..... 43
3. Alshon Jeffery (2009-11)..... 36
4. Sterling Sharpe (1985-87)..... 34
Jermale Kelly (1997-00)..... 34



100-YARD RECEIVING GAMES

Table listing 100-yard receiving games with columns for rank, player name, school, and date.

Table listing 100-yard receiving games with columns for rank, player name, school, and date.

Multiple 100-Yard Receiving Games table listing players and their number of 100-yard games.

Receiving Leaders by Year (Receptions)

Table showing receiving leaders by year with columns for Year, Player, Rec., Yards, and Avg.

Game

POINTS SCORED/TOUCHDOWNS SCORED

- Sidney Rice vs. Florida Atlantic (9/23/06) 30/5
- Kevin Harris vs. Ole Miss (11/14/20) 30/5
- Mike Dingle vs. Virginia Tech (9/22/90) 24/4
- Stanley Pritchett vs. Miss. St. (10/14/95) 24/4

Season

POINTS SCORED

- Marcus Lattimore (2010) 114
- Collin Mackie (1987) 113
- Elliott Fry (2014) 105
- Spencer Lanning (2010) 102
- Elliott Fry (2013) 99
- Harold Green (1987) 96
- Kevin Harris (2020) 96
- Ryan Succop (2008) 90
- Ryan Succop (2006) 85
- Elliott Fry (2015) 85

TOUCHDOWNS SCORED

- Marcus Lattimore (2010) 19
- Harold Green (1987) 16
- Kevin Harris (2020) 16
- George Rogers (1980) 14
- Sidney Rice (2005) 13
- Deebo Samuel (2018) 13
- Jeff Grantz (1975) 12
- Stanley Pritchett (1995) 12
- Sterling Sharpe (1986) 12
- Derek Watson (2000) 12
- Andrew Pinnock (2001) 12

TOUCHDOWNS RESPONSIBLE FOR

- Connor Shaw (2013) 31
- Dylan Thompson (2014) 31
- Steve Taneyhill (1995) 30
- Jake Bentley (2018) 29

Freshman Records

GAME

Passing Yards
Todd Ellis vs. Virginia Tech (10/11/86) 394

Rushing Yards
Brandon Bennett vs E. Tenn. St. (10/5/91) 278

Pass Receptions
Sidney Rice vs. Missouri (12/30/05) 12

Pass Receiving Yards
Sidney Rice vs. Missouri (12/30/05) 191

Longest Pass Reception
Robert Brooks vs. East Carolina (9/17/88) 97

Touchdowns Scored
8 times, last: M. Lattimore vs. Troy (11/20/10) 3

Points Scored
8 times, last: M. Lattimore vs. Troy (11/20/10) 18

SEASON

Passing Yards
Todd Ellis (1986) 3,020

Rushing Yards
Marcus Lattimore (2010) 1,197

Pass Receptions
Sidney Rice (2005) 70

Receiving Yards
Sidney Rice (2005) 1,143

Total Offense
Todd Ellis (1986) 2,975

Touchdowns Scored
Marcus Lattimore (2010) 19

Points Scored
Marcus Lattimore (2010) 114

Career

POINTS SCORED

- Parker White (2017-21) 368
- Elliott Fry (2013-16) 359
- Collin Mackie (1987-90) 330
- Ryan Succop (2005-08) 251
- Marcus Lattimore (2010-12) 246
- George Rogers (1977-80) 202
- Reed Morton (1993-96) 201
- Harold Green (1986-89) 198
- Scott Hagler (1983-86) 195
- Mark Fleetwood (1981-83) 186
- Dan Weaver (2001-03) 186

TOUCHDOWNS SCORED

- Marcus Lattimore (2010-12) 41
- George Rogers (1977-80) 33
- Harold Green (1986-89) 33
- Brandon Bennett (1991-94) 28
- Cory Boyd (2003-07) 28
- Deebo Samuel (2014-18) 28
- Andrew Pinnock (1999-2002) 27
- Jeff Grantz (1972-75) 26
- Thomas Dendy (1982-85) 25
- Sterling Sharpe (1983, 85-87) 24
- Mike Davis (2012-14) 24

TOUCHDOWNS RESPONSIBLE FOR

- Connor Shaw (2010-13) 74
- Steve Taneyhill (1992-95) 64
- Stephen Garcia (2008-11) 63
- Jake Bentley (2016-19) 63

Opponent Records

TEAM

Rushing Yards Arkansas (11/3/07) 542

Passing Yards Ole Miss (11/14/20) 513

Total Offense Clemson (11/24/18) 744

INDIVIDUAL

Passing Yards
Matt Corral, Ole Miss (11/14/20) 513

Rushing Yards
Darren McFadden, Arkansas (11/3/07) 321

Pass Receptions
Zay Jones, East Carolina (9/17/16) 22

Pass Receiving Yards
Denarius Moore, Tennessee (10/30/10) 228

Longest Run
Kirby Moore, Georgia (10/7/67) 87

Leonard Fournette, LSU (10/10/15) 87

Points Scored
Madre Hill, Arkansas (9/9/95) 36

Touchdowns Scored
Madre Hill, Arkansas (9/9/95) 6

Touchdown Passes
Chris Leak, Florida (11/13/04) 6

DeShaun Watson, Clemson (11/26/16) 6

Touchdown Receptions
6 times, last: O. Zaccheaus, Virginia (12/29/18) ... 3

Longest Field Goal
Rex Robinson, Georgia (11/1/80) 57

Tucker McCann, Missouri (10/06/18) 57

Longest Kickoff Return
Leodis McKelvin, Troy (9/24/05) 100

Brandon Boykin, Georgia (9/12/09) 100

Darrius Sims, Vanderbilt (9/20/14) 100

Evan Berry, Tennessee (10/29/16) 100

Longest Punt Return
Randy Rhino, Georgia Tech (9/16/72) 99

Longest Interception Return
Ronnell Perkins, Missouri (9/21/19) 100

Scoring Leaders by Year

Year	Player(s)	Pts.
1941	Stan Stastica, HB	36
1942	Earl Dunham, HB; Ken Roskie, HB	12
1943	Gene Wagnon, HB	24
1944	Jim Hunnicut, HB	30
1945	Dutch Brems, HB	45
1946	Earl Dunham, HB	24
1947	Bobby Giles, FB	18
1948	Steve Wadiak, HB	30
1949	Steve Wadiak, HB	36
1950	Steve Wadiak, HB	36
1951	Steve Wadiak, HB	48
1952	Clyde Bennett, E	36
1953	Gene Wilson, HB	36
1954	Mackie Prickett, QB	43
1955	Carl Brazell, HB	30
1956	Alex Hawkins, HB	41
1957	Alex Hawkins, HB	35
1958	Alex Hawkins, HB	42
1959	Phil Lavoie, FB	60
1960	Buddy Bennett, QB; Dick Day, FB	18
1961	Billy Gambrell, HB	32
1962	Billy Gambrell, HB, Dan Reeves, QB	50
1963	Marty Rosen, HB	24
1964	Marty Rosen, HB	30
1965	Jimmy Poole, PK	32
1966	Jimmy Poole, PK	19
1967	Mike Fair, QB	42
1968	Fred Zeigler, FL; Warren Muir, FB	36
1969	Billy DuPre, PK	51
1970	Billy DuPre, PK	58
1971	Tommy Simmons, FB	42
1972	Mike Haggard, FL; Jay Lynn Hodgin, TB	48
1973	Bobby Marino, PK	65
1974	Jay Lynn Hodgin, TB	40
1975	Jeff Grantz, QB	72
1976	Britt Parrish, PK	53
1977	Britt Parrish, PK	53
1978	Johnnie Wright, HB	42
1979	George Rogers, TB	54
1980	George Rogers, TB	84
1981	Mark Fleetwood, PK	57
1982	Mark Fleetwood, PK	70
1983	Mark Fleetwood, PK	59
1984	Scott Hagler, PK	69
1985	Scott Hagler, PK	59
1986	Sterling Sharpe, WR	72
1987	Collin Mackie, PK	113
1988	Collin Mackie, PK	82
1989	Collin Mackie, PK	59
1990	Collin Mackie, PK	76
1991	Brandon Bennett, TB	54
1992	Marty Simpson, PK	50
1993	Reed Morton, PK	57
1994	Stanley Pritchett, FB	68
1995	Stanley Pritchett, FB	76
1996	Duce Staley, TB	54
1997	Jermale Kelly, WR	60
1998	Courtney Leavitt, PK	37
1999	Steve Florio, PK	32
2000	Derek Watson, TB	72
2001	Andrew Pinnock, RB	72
2001	Daniel Weaver, PK	72
2002	Daniel Weaver, PK	54
2003	Daniel Weaver, PK	49
2004	Josh Brown, PK	57
2005	Sidney Rice, WR	78
2006	Ryan Succop, PK	85
2007	Ryan Succop, PK	76
2008	Ryan Succop, PK	90
2009	Spencer Lanning, PK	79
2010	Marcus Lattimore, TB	114
2011	Jay Wooten, PK	71
2012	Adam Yates, PK	82
2013	Elliott Fry, PK	99
2014	Elliott Fry, PK	105
2015	Elliott Fry, PK	85
2016	Elliott Fry, PK	70
2017	Parker White, PK	68
2018	Parker White, PK	84
2019	Parker White, PK	79
2020	Kevin Harris, RB	96
2021	Parker White, PK	78
2022	Mitch Jeter, PK	75

TOTAL OFFENSE

Game

TOTAL OFFENSE

1. Steve Taneyhill vs. Mississippi St. (10/14/95).....512
2. Jake Bentley at Clemson (11/24/18).....490
3. Spencer Rattler vs. Tennessee (11/19/22).....454
4. Todd Ellis vs. East Carolina (10/24/87).....429
5. Todd Ellis vs. Virginia Tech (10/11/86).....428
6. Steve Taneyhill vs. East Carolina (10/8/94).....421
7. Dylan Thompson vs. Auburn (10/25/14).....400
8. Connor Shaw vs. Tennessee (10/27/12).....389
9. Jake Bentley vs. South Florida (12/29/16).....381
10. Blake Mitchell vs. Middle Tenn. (11/18/06).....380

MOST PLAYS

1. Steve Taneyhill vs. East Carolina (10/8/94).....63
2. Ryan Hilinski vs. Alabama (9/14/19).....62
- Ryan Hilinski vs. Appalachian State (11/9/19).....62

Season

TOTAL OFFENSE

1. Dylan Thompson (2014).....3,492
2. Stephen Garcia (2010).....3,281
3. Jake Bentley (2018).....3,249
4. Spencer Rattler (2022).....3,072
5. Steve Taneyhill (1995).....3,056
6. Stephen Garcia (2009).....3,048
7. Todd Ellis (1987).....3,016
8. Connor Shaw (2013).....3,005
9. Todd Ellis (1986).....2,975
10. Jake Bentley (2017).....2,879

MOST PLAYS

1. Stephen Garcia (2009).....552
2. Todd Ellis (1987).....527

MOST YARDS PER GAME

1. Steve Taneyhill (1995).....277.8

Career

TOTAL OFFENSE

1. Todd Ellis (1986-89).....9,351
2. Stephen Garcia (2008-11).....8,374
3. Steve Taneyhill (1992-95).....8,164
4. Connor Shaw (2010-13).....7,757
5. Jake Bentley (2016-19).....7,670
6. Blake Mitchell (2004-07).....5,873
7. Anthony Wright (1995-98).....5,850
8. Phil Petty (1998-01).....5,797
9. Dylan Thompson (2011-14).....5,385
10. George Rogers (1977-80).....5,204

MOST PLAYS

1. Todd Ellis (1986-89).....1,621
2. Steve Taneyhill (1992-95).....1,423
3. Stephen Garcia (2008-11).....1,350

MOST YARDS PER GAME

1. Jake Bentley (2016-19).....232.4
2. Todd Ellis (1986-89).....217.5
3. Stephen Garcia (2008-11).....209.4

MOST YARDS PER PLAY

1. Dylan Thompson (2011-14).....6.81
2. Connor Shaw (2010-13).....6.55
3. Blake Mitchell (2004-07).....6.53
4. Spencer Rattler (2022).....6.51
5. Perry Orth (2013-16).....6.31
6. Jake Bentley (2016-19).....6.29
7. Stephen Garcia (2008-11).....6.20

ALL-PURPOSE

Season

ALL-PURPOSE YARDAGE

1. George Rogers (1980).....1,917
2. Derek Watson (2000).....1,834
3. George Rogers (1979).....1,821
4. Sterling Sharpe (1986).....1,745
5. Marcus Lattimore (2010).....1,609
6. Mike Davis (2013).....1,535
7. Alshon Jeffery (2010).....1,517
8. Duce Staley (1996).....1,484
9. Deebo Samuel (2018).....1,478
10. Brandon Bennett (1994).....1,466

ALL-PURPOSE YARDS PER GAME

1. George Rogers (1980).....159.8

Career

ALL-PURPOSE YARDAGE

1. George Rogers (1977-80).....5,932
2. Brandon Bennett (1991-94).....4,720
3. Robert Brooks (1988-91).....4,301
4. Sterling Sharpe (1983, 1985-87).....3,947
5. Harold Green (1986-89).....3,864
6. Cory Boyd (2003-07).....3,643
7. Derek Watson (1999-01).....3,578
8. Deebo Samuel (2014-18).....3,457
9. Marcus Lattimore (2010-12).....3,444
10. Thomas Dendy (1982-85).....3,317

PARTICIPATION

GAMES PLAYED

1. Parker White (2017-21).....60
2. Brad Johnson (2017-22).....59
3. Rodney Paulk (2006-11).....57
- Eric Douglas (2017-22).....57
- Josh Vann (2018-22).....57
6. Travian Robertson (2007-11).....56
7. Justice Cunningham (2009-12).....53
- T.J. Johnson (2009-12).....53
- Shaq Wilson (2008-12).....53
- Jordan Diggs (2012-16).....53

STARTS

1. T.J. Johnson (2009-12).....53
2. A.J. Cann (2011-14).....52
3. Brandon Shell (2011-15).....48
4. Cliff Matthews (2007-10).....47
- Bryan Edwards (2016-19).....47
- Jovaughn Gwyn (2018-22).....47
7. Travelle Wharton (2000-03).....45
- Ladi Ajiboye (2007-10).....45
- Devin Taylor (2009-12).....45
10. Todd Ellis (1986-89).....43

CONSECUTIVE STARTS

1. T.J. Johnson (2009-12).....53
2. Brandon Shell (2011-15).....47
- Jovaughn Gwyn (2018-22).....47
4. Todd Ellis (1986-89).....43
5. Steve Taneyhill (1992-95).....40
- Stephon Gilmore (2009-11).....40
- Devin Taylor (2009-12).....40

**100-Yard Rusher/
100-Yard Receiver**

10/16/65 Wake Forest	Ben Garnto (104-Rush) J.R. Wilburn (105-Rec)
11/22/69 Clemson	Warren Muir (127-Rush) Fred Ziegler (122-Rec)
11/24/73 Clemson	Jeff Grantz (185-Rush) Mike Farrell (146-Rec)
10/19/74 Mississippi	Kevin Long (109-Rush) Scott Thomas (111-Rec)
11/08/75 Appalachian St.	Kevin Long (149-Rush) Philip Logan (129-Rec)
11/15/80 Wake Forest	George Rogers (177-Rush) Horace Smith (162-Rec)
09/26/82 Georgia	Todd Berry (101-Rush) Chris Wade (104-Rec)
10/17/87 Virginia	Harold Green (132-Rush) Sterling Sharpe (106-Rec)
09/22/90 Virginia Tech	Mike Dingle (137-Rush) Robert Brooks (118-Rec)
10/20/90 The Citadel	Rob DeBoer (104-Rush) David Pitchko (117-Rec)
09/18/93 La. Tech	Brandon Bennett (127-Rush) Brandon Bennett (129-Rec)
09/30/95 LSU	Duce Staley (139-Rush) Zola Davis (104-Rec)
09/28/96 Mississippi St.	Duce Staley (100-Rush) Marcus Robinson (189-Rec)
09/19/98 Marshall	Troy Hambrick (141-Rush) Zola Davis (110-Rec)
09/16/00 Eastern Michigan	Derek Watson (215-Rush) James Adkisson (100-Rec)
10/07/00 Kentucky	Derek Watson (149-Rush) Brian Scott (157-Rec)
10/20/01 Vanderbilt	Andrew Pinnock (106-Rush) Brian Scott (143-Rec)
09/14/02 Georgia	Derek Watson (105-Rush) Corey Jenkins (101-Rush) Ryan Brewer (106-Rec)
09/06/03 Virginia	Daccus Turman (123-Rush) Troy Williamson (102-Rec)
11/19/05 Clemson	Mike Davis (111-Rush) Sidney Rice (122-Rec)
12/30/05 Missouri	Mike Davis (125-Rush) Sidney Rice (191-Rec)
09/23/06 Florida Atlantic	Taylor Rank (101-Rush) Sidney Rice (161-Rec)
11/25/06 Clemson	Cory Boyd (106-Rush) Sidney Rice (103-Rec)
10/27/07 Tennessee	Cory Boyd (160-Rush) Kenny McKiney (151-Rec)
09/19/09 Florida Atlantic	Jarvis Giles (113-Rush) Tori Gurley (100-Rec)
10/10/09 Kentucky	Kenny Miles (100-Rush) Alshon Jeffery (138-Rec)
10/24/09 Vanderbilt	Kenny Miles (102-Rush) Alshon Jeffery (161-Rec)
09/11/10 Georgia	Marcus Lattimore (182-Rush) Alshon Jeffery (103-Rec)
10/23/10 Vanderbilt	Brian Maddox (146-Rush) Alshon Jeffery (158-Rec) Tori Gurley (112-Rec)
11/20/10 Troy	Marcus Lattimore (102-Rush) Alshon Jeffery (123-Rec)
10/19/13 Tennessee	Mike Davis (137-Rush) Damiere Byrd (121-Rec)
11/01/14 Tennessee	Brandon Wilds (143-Rush) Pharoh Cooper (233-Rec)
09/12/15 Kentucky	Brandon Wilds (106-Rush) Pharoh Cooper (100-Rec)
10/17/15 Vanderbilt	Brandon Wilds (119-Rush) Pharoh Cooper (160-Rec)
11/05/16 Missouri	Rico Dowdle (149-Rush) Deebo Samuel (125-Rec)
09/22/18 Vanderbilt	Rico Dowdle (112-Rush) Shi Smith (119-Rec)
11/03/18 Ole Miss	Mon Denson (102-Rush) Bryan Edwards (109-Rec) Ty'Son Williams (105-Rec)
11/17/18 Chattanooga	Dashaun Fenwick (112-Rush) Deebo Samuel (112-Rec)
12/01/18 Akron	Mon Denson (110-Rush) Bryan Edwards (109-Rec)
09/07/19 Chas. Southern	Kevin Harris (147-Rush) Mon Denson (118-Rush) Bryan Edwards (112-Rec)
11/02/19 Vanderbilt	Dashaun Fenwick (102-Rush) Bryan Edwards (139-Rec)
10/24/20 LSU	Kevin Harris (126-Rush) Keveon Mullins (101-Rec)
11/14/20 Ole Miss	Kevin Harris (243-Rush) Shi Smith (117-Rec)
11/06/21 Florida	Kevin Harris (128-Rush) ZaQuandre White (111-Rush) Josh Vann (111-Rec)
12/30/21 North Carolina	Kevin Harris (182-Rush) Jaheim Bell (159-Rec)

PLACEKICKING

Game

FIELD GOALS MADE

- 1. Collin Mackie vs. West Virginia (11/22/90)..... 5
- Spencer Lanning at Georgia (9/12/09)..... 5

FIELD GOALS ATTEMPTED

- 1. Britt Parrish vs. East Carolina (10/1/77) 6
- Collin Mackie vs. Virginia Tech (10/8/88) 6
- Elliott Fry vs. Vanderbilt (10/17/15)..... 6

PATs MADE

- 1. Reed Morton vs. Kent (10/7/95)..... 11

Season

FIELD GOALS MADE

- 1. Collin Mackie (1987)..... 25
- 2. Ryan Succop (2008)..... 20
- Elliott Fry (2015)..... 20
- 4. Collin Mackie (1988)..... 19
- 5. Elliott Fry (2014)..... 18
- Parker White (2019)..... 18

FIELD GOALS ATTEMPTED

- 1. Collin Mackie (1987)..... 32
- 2. Ryan Succop (2008)..... 30
- 3. Elliott Fry (2015)..... 28
- 4. Collin Mackie (1988)..... 25
- Elliott Fry (2014)..... 25
- Parker White (2017)..... 25

FIELD GOAL PERCENTAGE (Min. 10 Attempts)

- 1. Eddie Leopard (1980)..... 1.000 (12 of 12)
- Mitch Jeter (2022)..... 1.000 (11 of 11)

FIELD GOAL PERCENTAGE (Min. 15 Attempts)

- 1. Mark Fleetwood (1982)..... .944 (17 of 18)
- 2. Parker White (2021)..... .941 (16 of 17)

PATs MADE

- 1. Elliott Fry (2013)..... 54
- 2. Spencer Lanning (2010)..... 51
- Elliott Fry (2014)..... 51
- 4. Jay Wooten (2011)..... 50
- 5. Adam Yates (2012)..... 49

PATs ATTEMPTED

- 1. Elliott Fry (2013)..... 55
- 2. Spencer Lanning (2010)..... 54
- 3. Jay Wooten (2011)..... 53
- 4. Elliott Fry (2014)..... 51
- 5. Adam Yates (2012)..... 49

PAT PERCENTAGE

- 1. Many Players Tied, Last: Parker White (2021)..1.000



Parker White

Career

FIELD GOALS MADE

- 1. Collin Mackie (1987-90)..... 72
- Parker White (2017-21)..... 72
- 3. Elliott Fry (2013-16)..... 66
- 4. Ryan Succop (2005-08)..... 49
- 5. Mark Fleetwood (1981-83)..... 39
- Reed Morton (1993-96)..... 39

FIELD GOALS ATTEMPTED

- 1. Parker White (2017-21)..... 99
- 2. Collin Mackie (1987-90)..... 98
- 3. Elliott Fry (2013-16)..... 88
- 4. Ryan Succop (2005-08)..... 69
- 5. Reed Morton (1993-96)..... 54

FIELD GOAL PERCENTAGE

- 1. Spencer Lanning (2007-10)..... .773 (34 of 44)
- 2. Elliott Fry (2013-16)..... .750 (66 of 88)
- 3. Josh Brown (2003-05)..... .741 (20 of 27)
- 4. Mark Fleetwood (1981-83)..... .736 (39 of 53)
- 5. Collin Mackie (1987-90)..... .735 (72 of 98)

CONSECUTIVE FIELD GOALS

- 1. Collin Mackie (1987-88)..... 15
- 2. Parker White (2019-20)..... 14

PATs MADE

- 1. Elliott Fry (2013-16)..... 161
- 2. Parker White (2017-21)..... 152
- 3. Scott Hagler (1983-86)..... 117
- 4. Collin Mackie (1987-90)..... 114
- 5. Ryan Succop (2005-08)..... 104

PATs ATTEMPTED

- 1. Elliott Fry (2013-16)..... 162
- 2. Parker White (2017-21)..... 154
- 3. Scott Hagler (1983-86)..... 118
- 4. Collin Mackie (1987-90)..... 115
- 5. Ryan Succop (2005-08)..... 106

PAT PERCENTAGE (Min. 40 Made)

- 1. Adam Yates (2008-12)..... 1.000 (49 of 49)
- 2. Elliott Fry (2013-16)..... .994 (161 of 162)
- 3. Scott Hagler (1983-86)..... .992 (117 of 118)
- 4. Collin Mackie (1987-90)..... .991 (114 of 115)
- 5. Parker White (2017-21)..... .987 (152 of 154)

CONSECUTIVE PATs

- 1. Elliott Fry (2013-16)..... 155
- 2. Scott Hagler (1984-86)..... 82

50+-YARD FIELD GOALS MADE

- 1. 58 Mark Fleetwood Georgia 09/25/82
- 2. 55 Ryan Succop Vanderbilt 10/21/06
- 55 Elliott Fry Vanderbilt 09/01/16
- 4. 54 Scott Hagler Clemson 11/23/85
- 54 Ryan Succop Arkansas 11/08/08
- 54 Parker White Kentucky 09/25/21
- 7. 53 Mark Fleetwood NC State 10/29/83
- 53 Mitch Jeter Georgia State 09/03/22
- 9. 52 Tommy Bell NC State 09/25/71
- 52 Scott Hagler NC State 11/02/85
- 52 Collin Mackie East Carolina 09/17/88
- 52 Elliott Fry UCF 09/26/15
- 13. 51 Mark Fleetwood Cincinnati 10/02/82
- 51 Spencer Lanning Furman 09/18/10
- 51 Adam Yates Florida 10/20/12
- 51 Elliott Fry Georgia 09/19/15
- 51 Mitch Jeter Georgia State 09/03/22
- 18. 50 Scott Hagler Wake Forest 11/15/86
- 50 Collin Mackie Virginia Tech 10/08/88
- 50 Marty Simpson East Carolina 09/19/92
- 50 Ryan Succop Tennessee 10/28/06
- 50 Parker White Appalachian St. 11/09/19

PUNTING

Game

MOST PUNTS

- 1. Ed Clary vs. Florida (10/10/36)..... 15

PUNTING AVERAGE (Min. 5 Punts)

- 1. Chris Norman vs. Miami (Ohio) (9/1/83)..... 58.3

PUNTING AVERAGE (Min. 10 Punts)

- 1. Max Runager vs. Mississippi (10/21/78)..... 47.0

LONGEST PUNT

- 1. Bill Jeffords vs. North Carolina (11/4/24)..... 90

Season

MOST PUNTS

- 1. Robby Reynolds (1971)..... 89

MOST YARDS PUNTING

- 1. Chris Norman (1981)..... 3,367

PUNTING AVERAGE

- 1. Joseph Charlton (2019)..... 47.7 (68 for 3,244)
- 2. Kai Kroeger (2022)..... 46.1 (58 for 2,675)
- 3. Joseph Charlton (2018)..... 44.8 (48 for 2,152)
- 4. Daren Parker (1989)..... 44.3 (49 for 2,170)
- Sean Kelly (2015)..... 44.3 (55 for 2,434)

Career

MOST PUNTS

- 1. Chris Norman (1980-83)..... 261

MOST YARDS PUNTING

- 1. Chris Norman (1980-83)..... 10,677

PUNTING AVERAGE (Min. 75 Punts)

- 1. Joseph Charlton (2015-19) ... 45.5 (171 for 7,786)
- 2. Kai Kroeger (2020-22)..... 44.2 (156 for 6,899)
- 3. Sean Kelly (2015-16)..... 43.3 (127 for 5,496)
- 4. Spencer Lanning (2007-10)..... 42.6 (171 for 7,292)
- 5. Ryan Succop (2005-08)..... 42.3 (85 for 3,597)

70-Yard Punts*

Year	Punter	Opponent	Yards
1979	Jay Feltz	Clemson	80
1983	Chris Norman	Miami (O)	80
1992	Marty Simpson	Vanderbilt	79
2022	Kai Kroeger	Georgia State	79
1981	Chris Norman	Virginia	75
2017	Joseph Charlton	Missouri	73
2021	Kai Kroeger	Texas A&M	73
1982	Chris Norman	Navy	70
2001	Tyler Dean	Ohio State	70
2021	Kai Kroeger	Vanderbilt	70

*-Since 1979



Joseph Charlton

Game

MOST KICKOFFS RETURNED

1. Chris Culliver vs. Arkansas (11/3/07).....8

MOST KICKOFF RETURN YARDS

1. Chris Culliver vs. Arkansas (11/3/07).....222

MOST PUNTS RETURNED

 1. Dick Harris vs. Maryland (10/17/70).....6
 Randy Chastain vs. Clemson (11/24/73).....6
 Kevin Brooks vs. Arkansas (10/18/97).....6

MOST PUNT RETURN YARDS

1. Dick Harris vs. Georgia Tech (9/11/71).....143

Season

MOST KICKOFFS RETURNED

 1. Boo Williams (1998).....35
 Bryce Sherman (2010).....35

MOST KICKOFF RETURN YARDS

1. Dick Harris (1970).....880

MOST KICKOFFS RETURNED FOR A TD

 1. King Dixon (1957).....2
 Boo Williams (1997).....2
 Deebo Samuel (2017).....2

BEST KICKOFF RETURN AVERAGE (Min. 10)

1. Raynard Brown (1984).....31.2 (11 for 344)

BEST KICKOFF RETURN AVERAGE (Min. 15)

 1. Xavier Legette (2022).....29.4 (15 for 441)
 2. Boo Williams (1997).....29.3 (18 for 527)

MOST PUNTS RETURNED

1. Dick Harris (1971).....37

MOST PUNT RETURN YARDS

1. Ace Sanders (2012).....429

MOST PUNTS RETURNED FOR A TD

1. Dick Harris (1971).....3

BEST PUNT RETURN AVERAGE (Min. 10)

1. Bobby Bryant (1966).....18.6 (13 for 242)

Career

MOST KICKOFFS RETURNED

 1. Chris Culliver (2007-10).....106
 2. Robert Brooks (1988-91).....76

MOST KICKOFF RETURN YARDS

1. Chris Culliver (2007-10).....2,476

MOST KICKOFFS RETURNED FOR A TD

 1. Deebo Samuel (2014-18).....4
 2. King Dixon (1956-58).....2
 Boo Williams (1996-99).....2

BEST KICKOFF RETURN AVG. (Min. 20 Ret.)

 1. Deebo Samuel (2014-18).....29.0 (42 for 1219)
 2. Kent Hagood (1981-85).....24.7 (21 for 519)

MOST PUNTS RETURNED

1. Dick Harris (1969-71).....77

MOST PUNT RETURN YARDS

1. Dick Harris (1969-71).....825

MOST PUNTS RETURNED FOR TD

 1. Dick Harris (1969-71).....4
 2. Ace Sanders (2010-12).....3

BEST PUNT RETURN AVG. (Min. 15 Returns)

1. Billy Stephens (1949-51).....17.1 (18 for 309)

Kick Return Leaders by Year

Year	Player	Ret.	Yards	Avg.
1956	King Dixon	7	199	28.4
1957	King Dixon	7	293	41.9
1958	King Dixon	11	263	23.9
1959	Joe Gomes	8	189	23.6
1960	Jack Morris	6	208	34.7
1961	Jack Morris	13	375	28.9
1962	Billy Gambrell	17	421	24.7
1963	Ronnie Lamb	11	254	23.1
1964	Bobby Bryant	9	181	20.1
1965	Benny Galloway	19	463	24.4
1966	Bobby Bryant	16	334	20.9
1967	Toy McCord	11	296	26.9
1968	Don Bailey	18	425	23.6
1969	Dick Harris	21	534	25.4
1970	Dick Harris	30	880	29.3
1971	Dick Harris	22	532	24.2
1972	Tom Zipperly	12	339	28.3
1973	Jay Lynn Hodgkin	15	344	22.9
1974	Jay Lynn Hodgkin	10	160	16.0
1975	Bobby Halminski	21	421	20.0
1976	Casper Carter	13	338	26.0
1977	Casper Carter	11	225	20.5
1978	Horace Smith	15	311	20.7
1979	Horace Smith	17	333	19.6
1980	Horace Smith	18	368	20.4
1981	Kent Hagood	21	519	24.7
1982	Ira Hillary	11	230	20.9
1983	Anthony Smith	18	374	20.8
1984	Raynard Brown	11	344	31.2
1985	Raynard Brown	17	366	21.5
1986	Raynard Brown	27	571	21.1
1987	Sterling Sharpe	12	269	22.4
1988	Robert Brooks	28	627	22.4
1989	Robert Brooks	24	564	23.5
1990	Robert Brooks	10	246	24.6
1991	Robert Brooks	14	317	22.6
1992	Frank Adams	15	379	25.3
1993	Frank Adams	14	291	20.8
1994	Brandon Bennett	17	360	21.2
1995	Terry Cousin	26	617	23.7
1996	Terry Cousin	14	285	20.4
1997	Boo Williams	18	527	29.3
1998	Boo Williams	35	760	21.7
1999	Ryan Brewer	7	175	25.0
2000	Derek Watson	25	537	21.5
2001	Ryan Brewer	18	365	20.3
2002	Matthew Thomas	8	212	26.5
2003	Matthew Thomas	22	422	19.2
2004	Troy Williamson	7	150	21.4
2005	Carlos Thomas	21	502	23.9
2006	Carlos Thomas	15	284	18.9
2007	Chris Culliver	34	809	23.8
2008	Chris Culliver	34	821	24.1
2009	Chris Culliver	26	585	22.5
2010	Bryce Sherman	35	713	20.4
2011	Bruce Ellington	20	463	23.1
2012	Bruce Ellington	18	406	22.6
2013	Pharoh Cooper	16	359	22.4
2014	Shon Carson	31	633	20.4
2015	Rashad Fenton	14	365	26.1
2016	Deebo Samuel	16	431	26.9
2017	A.J. Turner	11	188	17.1
2018	Deebo Samuel	23	570	24.8
2019	Shi Smith	12	263	21.9
2020	Dakereon Joyner	7	165	23.6
2021	Juju McDowell	15	394	26.3
2022	Xavier Legette	15	441	29.4

Punt Return Leaders by Year

Year	Player	Ret.	Yards	Avg.
1956	King Dixon	5	67	13.4
1957	Alex Hawkins	5	43	8.6
1958	Alex Hawkins	11	133	12.1
1959	Ken Norton	6	57	9.5
1960	Tommy Pilcher	9	85	9.4
1961	Billy Gambrell	5	13	2.6
1962	Sammy Anderson	4	45	11.3
1963	Marty Rosen	9	101	11.2
1964	Bobby Bryant	10	128	12.8
1965	Bobby Bryant	11	161	14.6
1966	Bobby Bryant	13	242	18.6
1967	Toy McCord	15	159	10.6
1968	Tyler Hellams	24	214	8.9
1969	Jim Mitchell	15	186	12.4
1970	Dick Harris	30	319	10.6
1971	Dick Harris	37	362	9.8
1972	C. A. Wilson	13	172	13.2
1973	Randy Chastain	26	122	4.7
1974	Henry Laws	10	44	4.4
1975	Lance Garrett	12	47	3.9
1976	Lance Garrett	22	119	5.4
1977	Rick Sanford	14	44	3.1
1978	Horace Smith	17	61	3.6
1979	Horace Smith	15	83	5.5
1980	Troy Thomas	14	55	3.9
1981	Troy Thomas	27	304	11.3
1982	Ira Hillary	14	134	9.6
1983	Jerry Dunlap	27	354	13.1
1984	Jerry Dunlap	29	183	6.3
1985	Jerry Dunlap	17	62	3.6
1986	Sterling Sharpe	21	190	9.0
1987	Sterling Sharpe	21	179	8.5
1988	Carl Platt	22	266	12.1
1989	Carl Platt	27	166	6.1
1990	Robert Brooks	8	55	6.9
1991	Eddie Miller	13	81	6.2
1992	Terrell Harris	13	77	5.9
1993	Toby Cates	17	100	5.9
1994	Toby Cates	12	77	6.4
1995	Darrel Nicklow	22	153	7.0
1996	Corey Bridges	17	48	2.8
1997	Kevin Brooks	20	142	7.1
1998	Boo Williams	10	72	7.2
1999	Ryan Brewer	14	143	10.2
2000	Ryan Brewer	28	202	7.2
2001	Ryan Brewer	18	99	5.5
2002	Ryan Brewer	9	67	7.4
2003	Demetris Summers	9	111	12.3
2004	Noah Whiteside	18	144	8.0
2005	Kenny McKinley	18	83	4.6
2006	Kenny McKinley	17	151	8.9
2007	Captain Munnerlyn	18	165	9.2
2008	Captain Munnerlyn	18	118	6.6
2009	Stephon Gilmore	15	152	10.1
2010	Stephon Gilmore	9	47	5.2
2011	Ace Sanders	16	149	9.3
2012	Ace Sanders	28	429	15.3
2013	Pharoh Cooper	9	40	4.4
2014	Pharoh Cooper	15	75	5.0
2015	Pharoh Cooper	12	55	4.6
2016	Chris Lammons	9	71	7.9
2017	Chris Lammons	19	141	7.4
2018	Bryan Edwards	12	95	5.3
2019	Bryan Edwards	7	125	17.9
2020	Jammie Robinson	7	30	4.3
2021	Josh Vann	7	64	9.1
2022	Josh Vann	10	151	15.1

**-Minimum of 4 returns

LONGEST KICKOFF RETURNS (*-TD)

104*	Sterling Sharpe #	Duke	10/12/85
100*	Boo Williams	Vanderbilt	10/25/97
100*	Deebo Samuel	W. Carolina	11/19/16
100*	Xavier Legette	Texas A&M	10/22/22
99*	Raynard Brown	Florida State	11/10/84
98*	King Dixon	Texas	10/05/57
98*	Tom Zipperly	NC State	10/28/72
98*	Robert Brooks	Virginia Tech	10/08/88
97*	Deebo Samuel	NC State	09/02/17
97*	Deebo Samuel	Missouri	09/09/17
96*	Dick Harris	Georgia	10/31/70
96*	Rashad Fenton	LSU	10/10/15
95*	Gene Robinson	The Citadel	10/29/37
95*	Matthew Thomas	Virginia	09/07/02
94*	Al Grygo	Davidson	10/11/40
94*	Kent Hagood	Hawaii	12/05/81
94	Bennett/Richardson (85)	Clemson	11/19/94
93*	Jay Lynn Hodgins	Houston	09/21/73
91*	Frank Adams	Louisiana Tech	11/07/92
90	Don Bailey	North Carolina	09/25/68
90	Chastain/Grantz (85)	Ohio	10/20/73
90*	Boo Williams	Florida	11/15/97
90*	Deebo Samuel	Ole Miss	11/03/18
89*	King Dixon	Furman	10/12/57
89	Hardin Brown	The Citadel	08/31/85
87	Duce Staley	Arkansas	09/09/95
85*	Bru Boineau	Maryland	10/12/29
85*	Todd Berry	NC State	10/29/83
84	Captain Munnerlyn	Kentucky	10/11/08
82*	Crip Rhame	Presbyterian	10/18/29
82*	Heyward King	Furman	10/12/57
80	A.J. Turner	East Carolina	09/17/16
79	Carlos Thomas	Troy	09/24/05
74	Matthew Thomas	UAB	09/20/03
73	Toy McCord	Georgia	10/07/67
73*	Terry Cousin	Louisiana Tech	09/16/95
68	Dick Harris	Tennessee	11/07/70
67	Chris Culliver	Tennessee	11/01/08
66	Derek Watson	Georgia	09/08/01
63	Duce Staley	Tennessee	10/28/95
63	Juju McDowell	East Carolina	09/11/21
62	Troy Williamson	Mississippi	11/01/03
61	Ryan Brewer	Wofford	10/03/01
61	Chris Culliver	Kentucky	10/10/09
60	Philip Logan	Wake Forest	11/16/74
60	Shi Smith	North Carolina	08/31/19
59	Don Bailey	NC State	10/31/67
58	Horace Smith	Mississippi	10/21/78
57	Sterling Sharpe	NC State	10/31/87
57	Robert Brooks	Clemson	11/17/90
57	Frank Adams	Kentucky	09/23/93
57	Terry Cousin	Mississippi St.	10/14/95
56	Casper Carter	NC State	10/30/76
56	Brandon Bennett	East Carolina	10/08/94
55	Dick Harris	North Carolina	10/10/70
55	Victor Hampton	Arkansas	11/05/11
55	Pharoh Cooper	Clemson	11/30/13
54	Dick Harris	Virginia Tech	10/03/70
54	Kent Hagood	Virginia	10/17/81
53	Derek Watson	Georgia	09/09/00
52	Ben Garnto	Duke	09/30/67
52	Dakereon Joyner	Kentucky	12/05/20
51	Joe Gomes	Miami (Fla.)	11/13/59
51	Henry Laws	Wake Forest	10/13/73
51	Shon Carson	Georgia	09/19/15
50	Toy McCord	Florida State	11/05/66
50	Dick Harris	Virginia Tech	10/03/70
50	Chris Culliver	Vanderbilt	09/04/08
50	Bruce Ellington	Missouri	09/22/12
50	Rashad Fenton	UMass	10/22/16
50	Xavier Legette	Texas A&M	11/16/19

LONGEST PUNT RETURNS (*-TD)

98*	Bobby Bryant	NC State	10/08/66
97*	Dick Harris	North Carolina	10/10/70
95*	Carl Brazell	Virginia	11/26/55
85*	Stan Stasica	Furman	11/15/41
84	Carroll McClain	Clemson	10/20/55
80*	Bill Jeffords	Erskine	09/29/23

77*	Bobby Bryant	LSU	09/17/66
77*	Dick Harris	Georgia Tech	09/11/71
76*	Billy Stephens	Clemson	10/25/51
75*	Ed Zobel	Virginia	10/06/28
75*	Al Grygo	Clemson	10/24/40
73*	Tyler Hellams	Clemson	11/23/68
73*	Chavez Donnings	Florida	11/15/03
72*	Jim Mitchell	NC State	10/11/69
70*	Bru Boineau	The Citadel	10/31/29
70*	Ace Sanders	Georgia	10/06/12
68*	Ace Sanders	East Carolina	09/03/11
67*	Pat Watson	Virginia	10/21/67
65*	Ed Zobel	Maryland	10/12/29
65*	Darrel Nicklow	Arkansas	09/09/95
63	Jerry Dunlap	Southern Cal	10/01/83
63*	Ace Sanders	Michigan	01/01/13
62	Brandon Bennett	Alabama	10/03/92
60	Bob Wimperly	Wofford	10/15/26

Tackle Leaders by Year

Year	Player	Tackles
1967	Tim Bice	90
1968	Al Usher	86
1969	Mack Lee Tharpe	52
1970	John LeHeup/Dick Harris	50
1971	Rick Brown	105
1972	Dana Carpenter	104
1973	Garry Mott	167
1974	Russ Manzari	133
1975	Bubba Shugart	136
1976	David Prezioso	142
1977	Tim Singleton	132
1978	Scott Wade	110
1979	Robert Perlotte	105
1980	Walt Kater	120
1981	Andrew Provence	161
1982	Andrew Provence	133
1983	Mike Durrah	179
1984	Paul Vogel	164
1985	Ken Robinson	131
1986	Ken Robinson	109
1987	Brad Edwards	130
1988	Rick Rabune	115
1989	Patrick Hinton	108
1990	Patrick Hinton	109
1991	Eric Brown	101
1992	Tony Watkins	94
1993	Tony Watkins	89
1994	Tony Watkins	106
1995	Ben Washington	93
1996	Arturo Freeman	99
1997	Arturo Freeman	92
1998	Ray Green	108
1999	Corey Atkins	104
2000	Rashad Faison	100
2001	Rashad Faison	104
2002	Jonathan Martin	122
2003	Jeremiah Garrison	101
2004	Rodriques Wilson	68
2005	Ko Simpson	103
2006	Jasper Brinkley	107
2007	Emanuel Cook	92
2008	Emanuel Cook	87
2009	Shaq Wilson	85
2010	Stephon Gilmore	79
2011	Antonio Allen	88
2012	Shaq Wilson	86
2013	Skai Moore	56
2014	Skai Moore	93
2015	Skai Moore	111
2016	D.J. Smith	80
2017	Skai Moore	93
2018	T.J. Brunson	106
2019	Ernest Jones	97
2020	Ernest Jones	86
2021	Jaylan Foster	96
2022	Nick Emmanwori	85

59*	Sterling Sharpe	Virginia	10/17/87
59*	Dick Harris	Maryland	10/16/71
56*	Troy Thomas	Virginia	10/17/71
56*	Greg Philpot	Navy	11/12/83
55*	Crip Rhame	Maryland	10/12/29
54	Troy Thomas	Georgia	09/26/81
50*	Bob Wimberly	Erskine	10/26/25
50	Thad Rowe	Wake Forest	11/20/71
50	Carl Platt	Navy	11/12/88

— NCAA recognizes 100 yards

Interception Leaders by Year

Year	Player	INT
1961	Ed Holler	3
1962	Billy Gambrell	2
1963	Lide Huggins	3
1964	Sonny Dickinson	5
1965	Bobby Bryant	3
1966	Wally Orrel/Stan Juk	3
1967	Wally Orrel	3
1968	Pat Watson	7
1969	Pat Watson/Dick Harris	3
1970	Bo Davies	8
1971	Dick Harris	5
1972	Neville Files	4
1973	C. A. Wilson	5
1974	Henry Laws	3
1975	Henry Laws	4
1976	Lance Garrett	4
1977	Lance Garrett	2
1978	Rick Sanford	4
1979	Robert Perlotte/Pat Bowen	3
1980	Pat Bowen/Harry Skipper	3
1981	Harry Skipper	5
1982	Chuck Finney/J.D. Fuller	3
1983	Earl Johnson	3
1984	Bryant Gilliard	9
1985	Greg Philpot	6
1986	Robert Robinson	4
1987	Brad Edwards	8
1988	Patrick Hinton	5
1989	Leon Harris	3
1990	C. Surratt/M. Landry/L. Harris	2
1991	Eric Brown	3
1992	Frank Adams	4
1993	J. Inman/M. Landry/E. Brown	1
1994	Reggie Richardson/Chris Abrams	4
1995	Five players	1
1996	Ray Green/Arturo Freeman	3
1997	Arturo Freeman	6
1998	Ray Green/Homer Torrance	2
1999	S. Brown/K. Harney/R. Green	2
2000	Sheldon Brown/Deandre' Eiland	4
2001	Sheldon Brown/Andre Goodman	3
2002	Dunta Robinson	4
2003	Jeremiah Garrison/Deandre' Eiland	2
2004	Ko Simpson	6
2005	Johnathan Joseph	4
2006	Stoney Woodson	3
2007	Emanuel Cook/Captain Munnerlyn	3
2008	Stoney Woodson	4
2009	Eric Norwood	2
2010	Stephon Gilmore	3
2011	Stephon Gilmore	4
2012	DeVonte Holloman/Jimmy Legree	3
2013	Skai Moore	4
2014	Skai Williams	4
2015	Skai Moore	4
2016	TJ Holloman/C. Lammons/J. King	3
2017	Skai Moore/Steven Montac	3
2018	Rashad Fenton	3
2019	Israel Mukuamu	4
2020	J. Horn/I. Mukuamu/C. Smith	2
2021	Jaylan Foster	5
2022	Marcellas Dial	3

Game

TOTAL TACKLES
 1. James Seawright vs. NC State (11/3/84).....29

SACKS
 1. Jadeveon Clowney vs. Clemson (11/24/12) ... 4.5

INTERCEPTIONS
 1. Bayard Pickett vs. The Citadel (12/31/49) 4
 Pat Watson vs. Wake Forest (11/9/68) 4
 Bryant Gilliard vs. Florida State (11/10/84) 4

INTERCEPTION RETURN YARDS
 1. Patrick Hinton vs. NC State (10/29/88)..... 114

Season

TOTAL TACKLES
 1. Mike Durrah (1983).....179
 2. Garry Mott (1973).....167
 3. Dana Carpenter (1973).....165
 4. Bill Cregar (1973).....164
 Paul Vogel (1984).....164

UNASSISTED TACKLES
 1. Jonathan Martin (2002).....93
 2. Jasper Brinkley (2006).....85
 3. Rashad Faison (2001).....79
 4. Dana Carpenter (1972).....77
 Emanuel Cook (2007).....77

TACKLES FOR LOSS
 1. Jadeveon Clowney (2012).....23.5
 2. Eric Norwood (2007).....19.5
 3. Rickey Hagood (1983).....16.0
 4. Andrew Provence (1982).....15.0
 Melvin Ingram (2011).....15.0

SACKS
 1. Jadeveon Clowney (2012).....13.0
 2. Andrew Provence (1982).....10.0
 Melvin Ingram (2011).....10.0
 4. Kelcy Quarles (2013).....9.5
 5. Bill Janus (1978).....9.0
 Karey Johnson (1981).....9.0
 Andrew Provence (1981).....9.0
 Eric Norwood (2008).....9.0
 Melvin Ingram (2010).....9.0
 Darius English (2016).....9.0

FORCED FUMBLES
 1. Bill Currier (1976).....6
 Emanuel Weaver (1981).....6
 3. Dante Sawyer (2017).....5

INTERCEPTIONS
 1. Bryant Gilliard (1984).....9

INTERCEPTION RETURN YARDS
 1. Ed Pasky (1949).....159

PASSES BROKEN UP (Since 1981)
 1. Chris Major (1985).....17
 2. Sheldon Brown (2000).....15
 3. Brad Edwards (1987).....13
 4. Sheldon Brown (2001).....12
 Dunta Robinson (2003).....12
 JaMarcus King (2017).....12
 Marcellas Dial (2022).....12

Career

TOTAL TACKLES
 1. J.D. Fuller (1979, 81-83).....405
 2. Andrew Provence (1980-82).....401
 3. Mike Durrah (1980-82).....396
 4. James Seawright (1981-84).....384
 5. Tony Watkins (1991-94).....357
 6. Skai Moore (2013-17).....353
 7. Rashad Faison (1999-02).....349
 8. Kenneth Robinson (1982-83, 85-86).....340
 9. Patrick Hinton (1987-90).....328
 10. Ben Washington (1994-97).....326

UNASSISTED TACKLES (Since 1982)
 1. Rashad Faison (1999-02).....247
 2. Skai Moore (2013-17).....213
 3. Tony Watkins (1991-94).....204
 4. Patrick Hinton (1987-90).....191
 5. Eric Brown (1990-93).....181
 6. Emanuel Cook (2006-08).....179
 7. Jonathan Martin (2000-02).....176
 8. Eric Norwood (2006-09).....175
 9. Kenny Harney (1998-01).....165
 10. Marty Dye (1988-91).....164
 T.J. Brunson (2016-19).....164

TACKLES FOR LOSS
 1. Eric Norwood (2006-09).....54.5
 2. Jadeveon Clowney (2011-13).....47.0
 3. Devin Taylor (2009-12).....35.5
 4. Andrew Provence (1980-82).....35.0
 5. Frank Wright (1981-84).....32.0
 6. Cecil Caldwell (1997-2000).....31.0
 7. Melvin Ingram (2007-11).....30.5
 8. Rickey Hagood (1980-82).....30.0
 9. D.J. Wonnunum (2016-19).....29.5
 10. Roy Hart (1983-84, 85-86).....29.0

SACKS
 1. Eric Norwood (2006-09).....29.0
 2. Andrew Provence (1980-82).....26.0
 3. Jadeveon Clowney (2011-13).....24.0
 4. John Abraham (1996-99).....23.5
 5. Melvin Ingram (2007-11).....21.5
 6. Devin Taylor (2009-12).....18.5
 7. Cecil Caldwell (1997-00).....15.5
 Cliff Matthews (2007-10).....15.5
 9. Stacy Evans (1993-94).....15.0
 Kalimba Edwards (1998-01).....15.0
 George Gause (2001-04).....15.0
 Darius English (2012-16).....15.0
 Kingsley Enagbare (2018-21).....15.0

FORCED FUMBLES
 1. Jadeveon Clowney (2011-13).....9

PASSES BROKEN UP (Since 1981)
 1. Chris Major (1983-86).....43
 2. Sheldon Brown (1998-01).....36
 3. Robert Robinson (1985-88).....33
 4. Rashad Faison (1999-02).....25
 5. Jaycee Horn (2018-20).....23
 6. Dunta Robinson (2000-03).....22
 7. Brad Edwards (1984-87).....21
 Tony Watkins (1991-94).....21
 JaMarcus King (2016-17).....21
 10. Andre Goodman (1998-01).....20
 Darian Stewart (2006-09).....20

INTERCEPTIONS
 1. Bo Davies (1969-71).....14
 Skai Moore (2013-17).....14
 3. Dick Harris (1969-71).....12
 4. Henry Laws (1973-75).....11
 Robert Perlotte (1979-81).....11
 Pat Bowen (1979-82).....11
 Bryant Gilliard (1982-84).....11
 Robert Robinson (1985-88).....11

Sack Leaders by Year

Year	Player	Sacks
1972	Jim Beard.....	7.0
1976	Scott Blackman/Russ Manzari.....	7.0
1977	John Dantonio.....	4.0
1978	Bill Janus.....	9.0
1979	Arthur Broussard.....	6.0
1980	Phil Ellis/Andrew Provence.....	7.0
1981	Andrew Provence/Karey Johnson.....	9.0
1982	Andrew Provence.....	10.0
1983	Ken Robinson.....	6.0
1984	Carl Hill.....	5.0
1985	Tony Guyton.....	6.5
1986	Roy Hart/Kevin Hendrix.....	4.0
1987	Roy Hart/Brendan McCormack.....	5.0
1988	David Taylor.....	4.0
1989	Corey Miller.....	7.0
1990	Troy Duke.....	3.5
1991	Marty Dye/Gerald Dixon/Troy Duke.....	4.0
1992	Ernest Dixon/Troy Duke.....	4.0
1993	Stacy Evans.....	8.0
1994	Stacy Evans.....	9.0
1995	Eric Sullivan.....	8.0
1996	John Abraham.....	4.0
1997	John Abraham.....	6.5
1998	John Abraham.....	7.0
1999	John Abraham.....	6.0
2000	Kalimba Edwards/Cecil Caldwell.....	7.0
2001	John Stamper.....	3.0
2002	George Gause.....	4.0
2003	Moe Thompson/George Gause.....	5.0
2004	George Gause.....	5.0
2005	Stanley Doughty/Dakota Walker.....	3.5
2006	Casper Brinkley/Eric Norwood.....	7.0
2007	Eric Norwood.....	6.0
2008	Eric Norwood.....	9.0
2009	Eric Norwood/Cliff Matthews.....	7.0
2010	Melvin Ingram.....	9.0
2011	Melvin Ingram.....	10.0
2012	Jadeveon Clowney.....	13.0
2013	Kelcy Quarles.....	9.5
2014	Gerald Dixon/Jordan Diggs.....	2.0
2015	Darius English.....	4.5
2016	Darius English.....	9.0
2017	D.J. Wonnunum.....	6.0
2018	Javon Kinlaw.....	4.5
2019	Javon Kinlaw/Aaron Sterling.....	6.0
2020	Kingsley Enagbare.....	6.0
2021	Kingsley Enagbare.....	4.5

INTERCEPTION RETURN YARDS
 1. Patrick Hinton (1987-90).....240

LONGEST INTERCEPTION/FUMBLE RETURNS

102*	Mel Baxley	Georgia Tech	\$*09/15/73
101*	Harry Skipper	Pacific	\$#09/04/82
101*	Ed Pasky	Wake Forest	\$11/23/49
100*	O'Donnell Fortune	Notre Dame	12/30/22
98*	Jamacia Jackson	Vanderbilt	09/04/04
94*	Dick Harris	Georgia	10/31/70
90*	Dutch Brems	Wake Forest	01/01/46
90*	Dewitt Arrowsmith	Davidson	10/14/38
83*	Patrick Hinton	NC State	10/29/88
81*	Kalimba Edwards	Tennessee	10/28/00
80*	Crip Rhame	Clemson	10/24/29
80*	Stephon Gilmore	Furman	09/18/10
78*	Buddy Frick	North Carolina	+11/06/54
75*	Bru Boineau	Clemson	10/24/29
75*	Colie Seaborn	Clemson	10/25/17

*For Touchdown \$ — NCAA recognizes 100 yards
 + — Fumble return # — Intercepted pitchout



HISTORY



Year	OVERALL			CONF.			HOME			ROAD			Opp.		Head Coach	
	W	L	T	W	L	T	W	L	T	W	L	T	Pts	Pts.		
1892	0	1	0				0	0	0	0	0	0	0	44	No Coach	
1893	-No Team-															
1894	0	2	0				0	2	0	0	0	0	4	56	No Coach	
1895	2	1	0				2	1	0	0	0	0	34	20	No Coach	
1896	1	3	0				1	1	0	0	2	0	20	30	W. H. Whaley	
1897	0	3	0				0	2	0	0	1	0	6	28	W. P. Murphy	
1898	1	2	0				1	1	0	0	0	0	16	35	W. Wertebaker	
1899	2	3	0				2	1	0	0	1	0	22	62	I. O. Hunt	
1900	4	3	0				2	1	0	2	1	0	66	66	I. O. Hunt	
1901	3	4	0				2	1	0	1	2	0	85	52	R. W. Dickson	
1902	6	1	0				6	0	0	0	1	0	195	16	C. R. Williams	
1903	8	2	0				4	1	0	3	1	0	239	35	C. R. Williams	
1904	4	3	1				3	1	0	0	2	1	88	43	Christie Benet	
1905	4	2	1				2	1	0	1	0	1	91	78	Christie Benet	
1906	-Football Banned						by Trustees-									
1907	3	0	0				2	0	0	1	0	0	30	4	Douglas McKay	
1908	3	5	1				1	3	1	2	2	0	64	103	Christie Benet	
1909	2	6	0				1	3	0	1	3	0	36	128	Christie Benet	
1910	4	4	0				3	1	0	1	3	0	67	105	John H. Neff	
1911	1	4	2				0	2	1	1	2	1	22	102	John H. Neff	
1912	5	2	1				4	0	0	1	2	1	204	47	N. B. Edgerton	
1913	4	3	0				3	2	0	1	1	0	95	122	N. B. Edgerton	
1914	5	5	1				3	2	1	2	3	0	168	191	N. B. Edgerton	
1915	5	3	1				3	2	1	2	1	0	190	93	N. B. Edgerton	
1916	2	7	0				2	4	0	0	3	0	85	168	Rice Warren	
1917	3	5	0				2	3	0	0	2	0	137	96	Dixon Foster	
1918	2	1	1				1	1	0	1	0	0	33	51	Frank Dobson	
1919	1	7	1				1	5	1	0	2	0	25	105	Dixon Foster	
1920	5	4	0				3	1	0	1	3	0	82	140	Sol Metzger	
1921	5	1	2				5	0	1	0	1	0	116	28	Sol Metzger	
1922	5	4	0				4	2	0	0	2	0	93	69	Sol Metzger	
1923	4	6	0				3	4	0	0	2	0	104	77	Sol Metzger	
1924	7	3	0				5	2	0	1	1	0	120	48	Sol Metzger	
1925	7	3	0				5	1	0	1	1	0	150	27	Branch Bocock	
1926	6	4	0				5	2	0	0	1	0	159	62	Branch Bocock	
1927	4	5	0				2	2	0	1	2	0	46	172	Harry Lightsey	
1928	6	2	2				4	1	0	2	1	1	96	70	Billy Laval	
1929	6	5	0				3	3	0	3	1	0	163	174	Billy Laval	
1930	6	4	0				4	1	0	1	2	0	108	123	Billy Laval	
1931	5	4	1				4	1	0	0	3	0	146	79	Billy Laval	
1932	5	4	2				4	1	0	1	2	2	93	68	Billy Laval	
1933	6	3	1	3	0	0	3	1	1	2	2	0	111	91	Billy Laval	
1934	5	4	0	2	3	0	3	2	0	1	2	0	96	71	Billy Laval	
1935	3	7	0	1	4	0	2	3	0	0	3	0	73	187	Don McCallister	
1936	5	7	0	2	5	0	3	4	0	1	3	0	100	139	Don McCallister	
1937	5	6	1	2	2	1	3	3	0	1	3	1	192	166	Don McCallister	
1938	6	4	1	2	2	0	2	3	0	3	1	0	168	86	Rex Enright	
1939	3	6	1	1	3	0	2	3	0	0	3	0	40	163	Rex Enright	
1940	3	6	0	1	3	0	1	2	0	2	3	0	107	146	Rex Enright	
1941	4	4	1	4	0	1	2	1	1	1	3	0	100	103	Rex Enright	
1942	1	7	1	1	4	0	0	2	1	0	4	0	46	130	Rex Enright	
1943	5	2	0	2	1	0	3	2	0	0	0	0	118	56	J. P. Moran	
1944	3	4	2	1	3	0	2	3	0	1	0	1	135	106	William Newton	
1945	2	4	3	0	2	2	2	1	1	0	2	1	113	192	Johnnie McMillan	
1946	5	3	0	4	2	0	2	2	0	2	1	0	107	133	Rex Enright	
1947	6	2	1	4	1	1	3	1	0	1	1	1	113	85	Rex Enright	
1948	3	5	0	1	3	0	1	3	0	2	2	0	106	126	Rex Enright	
1949	4	6	0	3	3	0	3	2	0	1	4	0	145	168	Rex Enright	
1950	3	4	2	2	4	1	0	3	2	3	1	0	110	114	Rex Enright	
1951	5	4	0	5	3	0	3	2	0	2	2	0	175	135	Rex Enright	
1952	5	5	0	2	4	0	2	3	0	2	2	0	175	161	Rex Enright	
1953	7	3	0	2	2	0	5	1	0	2	1	0	198	97	Rex Enright	
1954	6	4	0	3	3	0	3	2	0	3	2	0	172	153	Rex Enright	
1955	3	6	0	1	5	0	2	2	0	1	3	0	120	209	Rex Enright	
1956	7	3	0	4	2	0	4	1	0	1	2	0	126	67	Warren Giese	
1957	5	5	0	2	5	0	2	4	0	3	1	0	202	147	Warren Giese	

Year	OVERALL			CONF.			HOME			ROAD			Opp.		Head Coach
	W	L	T	W	L	T	W	L	T	W	L	T	Pts	Pts.	
1958	7	3	0	5	2	0	5	0	0	2	3	0	168	116	Warren Giese
1959	6	4	0	4	3	0	5	1	0	1	2	0	170	169	Warren Giese
1960	3	6	1	3	3	1	3	1	1	0	5	0	117	186	Warren Giese
1961	4	6	0	3	4	0	2	3	0	2	3	0	128	187	Marvin Bass
1962	4	5	1	3	4	0	3	0	1	1	5	0	187	148	Marvin Bass
1963	1	8	1	1	5	1	1	4	0	0	4	1	104	170	Marvin Bass
1964	3	5	2	2	3	1	2	0	2	1	5	0	95	176	Marvin Bass
1965	5	5	0	4	2	0	3	2	0	2	3	0	151	167	Marvin Bass
1966	1	9	0	1	3	0	0	4	0	1	5	0	95	216	Paul Dietzel
1967	5	5	0	4	2	0	4	1	0	1	4	0	159	166	Paul Dietzel
1968	4	6	0	4	3	0	0	4	0	4	2	0	214	223	Paul Dietzel
1969	7	4	0	6	0	0	5	0	0	2	3	0	189	195	Paul Dietzel
1970	4	6	1	3	2	1	2	3	0	2	3	1	285	253	Paul Dietzel
1971	6	5	0				5	2	0	1	3	0	191	196	Paul Dietzel
1972	4	7	0				4	3	0	0	4	0	214	232	Paul Dietzel
1973	7	4	0				4	3	0	3	1	0	347	261	Paul Dietzel
1974	4	7	0				3	3	0	1	4	0	223	312	Paul Dietzel
1975	7	5	0				5	2	0	2	2	0	328	274	Jim Carlen
1976	6	5	0				5	2	0	1	3	0	195	143	Jim Carlen
1977	5	7	0				4	3	0	1	4	0	215	202	Jim Carlen
1978	5	5	1				5	1	1	0	4	0	238	181	Jim Carlen
1979	8	4	0				7	0	0	1	3	0	246	205	Jim Carlen
1980	8	4	0				7	0	0	1	3	0	348	200	Jim Carlen
1981	6	6	0				3	4	0	3	2	0	225	222	Jim Carlen
1982	4	7	0				4	4	0	0	3	0	224	259	Richard Bell
1983	5	6	0				4	3	0	1	3	0	231	237	Joe Morrison
1984	10	2	0				7	0	0	3	1	0	371	258	Joe Morrison
1985	5	6	0				4	3	0	1	3	0	269	290	Joe Morrison
1986	3	6	2				3	4	0	0	2	2	313	286	Joe Morrison
1987	8	4	0				7	0	0	1	3	0	341	141	Joe Morrison
1988	8	4	0				6	1	0	2	2	0	232	223	Joe Morrison
1989	6	4	1				4	2	1	2	2	0	228	250	Sparky Woods
1990	6	5	0				5	2	0	1	3	0	282	237	Sparky Woods
1991	3	6	2				3	2	2	0	4	0	250	268	Sparky Woods
1992	5	6	0	3	5	0	3	3	0	2	3	0	160	240	Sparky Woods
1993	4	7	0	2	6	0	3	4	0	1	3	0	188	214	Sparky Woods
1994	7	5	0	4	4	0	2	4	0	4	1	0	300	276	Brad Scott
1995	4	6	1	2	5	1	3	3	1	1	3	0	401	393	Brad Scott
1996	6	5	0	4	4	0	3	3	0	3	2	0	245	238	Brad Scott
1997	5	6	0	3	5	0	3	3	0	2	3	0	258	279	Brad Scott
1998	1	10	0	0	8	0	1	5	0	0	5	0	207	330	Brad Scott
1999	0	11	0	0	8	0	0	6	0	0	5	0	87	278	Lou Holtz
2000	8	4	0	5	3	0	5	1	0	2	3	0	283	181	Lou Holtz
2001	9	3	0	5	3	0	5	1	0	3	2	0	310	229	Lou Holtz
2002	5	7	0	3	5	0	3	3	0	2	4	0	225	262	Lou Holtz
2003	5	7	0	2	6	0	5	3	0	0	4	0	268	314	Lou Holtz
2004	6	5	0												

Head Coaching Records

No.	Name	Tenure	Yrs	W	L	T	PCT
	No Coach	1892-95	4	2	4	0	.333
1.	W. A. Whaley	1896	1	1	3	0	.250
2.	W.P. Murphy	1897	1	0	3	0	.000
3.	W. Wertenbaker	1898	1	1	2	0	.333
4.	I. O. Hunt	1899-1900	2	6	6	0	.500
5.	B. W. Dickson	1901	1	3	4	0	.429
6.	C. R. Williams	1902-03	2	14	3	0	.824
7.	Christie Benet	1904-05; 1908-09	4	13	16	3	.453
8.	Douglas McKay	1907	1	3	0	0	1.000
9.	John H. Neff	1910-11	2	5	8	2	.400
10.	N. B. Edgerton	1912-15	4	19	13	3	.586
11.	Rice Warren	1916	1	2	7	0	.222
12.	Dixon Foster	1917; 1919	2	4	12	1	.265
13.	Frank Dobson	1918	1	2	1	1	.625
14.	Sol Metzger	1920-24	5	26	18	2	.587
15.	Branch Bockock	1925-26	2	13	7	0	.650
16.	Harry Lightsey	1927	1	4	5	0	.444
17.	Billy Laval	1928-34	7	39	26	6	.592
18.	Don McCallister	1935-37	3	13	20	1	.397
19.	Rex Enright	1938-42; 1946-55	15	64	69	7	.482
20.	J. P. Moran	1943	1	5	2	0	.714
21.	William Newton	1944	1	3	4	2	.444
22.	Johnnie McMillan	1945	1	2	4	3	.389
23.	Warren Giese	1956-60	5	28	21	1	.570
24.	Marvin Bass	1961-65	5	17	29	4	.380
25.	Paul Dietzel	1966-74	9	42	53	1	.443
26.	Jim Carlen	1975-81	7	45	36	1	.555
27.	Richard Bell	1982	1	4	7	0	.364
28.	Joe Morrison	1983-88	6	39	28	2	.580
29.	Sparky Woods	1989-93	5	24	28	3	.464
30.	Brad Scott	1994-98	5	23	32	1	.427
31.	Lou Holtz	1999-2004	6	33	37	0	.471
32.	Steve Spurrier	2005-15	11	86	49	0	.637
33.	Shawn Elliott (Int.)	2015	1	1	5	0	.167
34.	Will Muschamp	2016-20	5	28	30	0	.483
35.	Mike Bobo (Int.)	2020	1	0	3	0	.000
36.	Shane Beamer	2021-22	2	15	11	0	.577
Totals			129	629	606	44	.509

South Carolina fielded its first football team in 1892 and for the first three seasons no head coach was designated. The all-time won-lost-tie record includes those three seasons. No football was played in 1893 and in 1906 the trustees abolished the sport for one season.

Most Games

No.	Coach	Games
1.	Rex Enright	140
2.	Steve Spurrier	135
3.	Paul Dietzel	96
4.	Jim Carlen	82
5.	Billy Laval	71
6.	Lou Holtz	70
7.	Joe Morrison	69
8.	Will Muschamp	58
9.	Brad Scott	56
10.	Sparky Woods	55

Most Wins

No.	Coach	Wins
1.	Steve Spurrier	86
2.	Rex Enright	64
3.	Jim Carlen	45
4.	Paul Dietzel	42
5.	Billy Laval	39
	Joe Morrison	39
7.	Lou Holtz	33
8.	Warren Giese	28
	Will Muschamp	28
10.	Sol Metzger	26



Rex Enright



Steve Spurrier



Paul Dietzel



Jim Carlen

Assistant Coaches Since 1972

1972

Jesse Berry
Tom Bice
John Bridgers
Johnny Menger
Pride Ratterree
Bill Rowe
Bob Ryan
Bill Shalosky
Jerry Stovall
Pat Watson
Harold White

1973

Oree Banks
Roy Frazier
Bob Gatling
Oval Jaynes
Pete Jenkins
Lamar Leachman
Bob Mauro
Pride Ratterree
Jerry Stovall

1974

Oree Banks
Bill Clay
Bob Gatling
Oval Jaynes
Pete Jenkins
Bob Mauro
Sam Mitchell
Johnny Parker
Pride Ratterree

1975

Richard Bell
Bob Brown
Marc Dove
Dale Evans
Jack Fligg
Dennis Ford
Bob Gatling
Larry New
Dick Rader
Jerry Sullivan
Harold White

1976

Richard Bell
Bob Brown
Mark Dove
Dave Evans
Jack Fligg
Dennis Ford
Larry New
Dick Rader
Jerry Sullivan
Harold White

1977

Richard Bell
Bob Brown
Marc Dove
Dale Evans
Jack Fligg
Dennis Ford
Larry New
Dick Rader
Jerry Sullivan
Harold White

1978

Richard Bell
Bob Brown
Dale Evans
Jack Fligg
Ray Goff
Larry New
Bob Roe
Jerry Sullivan
Harold White

1979

Richard Bell
Bob Brown
Dale Evans
Jack Fligg
Ray Goff
Larry New
Bob Roe
Jerry Sullivan

1980

Richard Bell
Bob Brown
Dale Evans
Jack Fligg
Ray Goff
Larry New

1981

Richard Bell
Keith Colson
Dale Evans
Jack Fligg
Larry New
Bob Roe
Ken Shipp
Jerry Sullivan

1982

Keith Colson
Dave Fagg
Jack Fligg
Sam Goodwin
Bill Michael
Larry New
Bob Roe
Jerry Sullivan

1983

Mike Bender
Tank Black
Ricky Diggs
Tom Gadd
Tom Kurucz
Tom McMahon
Bill Michael
Frank Sadler
Jim Washburn

1984

Mike Bender
Tank Black
Ricky Diggs
Tom Gadd
Tom Kurucz
Tom McMahon
Bill Michael
Frank Sadler
Jim Washburn

1985

Mike Bender
Tank Black
Ricky Diggs
Tom Gadd
Tom Kurucz
Tom McMahon
Bill Michael
Frank Sadler
Jim Washburn

1986

Mike Bender
Tank Black
Ricky Diggs
Tom Gadd
Tom Kurucz
Tom McMahon
Frank Orgel
Jim Washburn

1987

Mike Bender
Tank Black
Ricky Diggs
Joe Lee Dunn
Buddy King
Tom McMahon
Frank Orgel
Frank Sadler
Jim Washburn

1988

Mike Bender
Ricky Diggs
Joe Lee Dunn
Al Groh
Fred Jackson
Buddy King
Tom McMahon
Frank Orgel
Jim Washburn

1989

David Bibee
Roy Gregory
Stan Hixon
Don Kirkpatrick
Brad Lawing
Carroll McCray
Rick Whitt
Art Wilkins
Eddie Williamson

1990

David Bibee
Roy Gregory
Stan Hixon
Don Kirkpatrick
Brad Lawing
Carroll McCray
Rick Whitt
Eddie Williamson
Art Wilkins

1991

Miles Aldridge
David Bibee
Clyde Christensen
Stan Hixon
Don Kirkpatrick
Brad Lawing
Carroll McCray
Tommy West
Art Wilkins

1992

Miles Aldridge
David Bibee
Rich Bisaccia
Nick Gasparato
Stan Hixon
Brad Lawing
Carroll McCray
Tommy West
Art Wilkins

1993

Miles Aldridge
David Bibee
Rich Bisaccia
John Gutekunst
Tom Harkness
Brad Lawing
Carroll McCray
Mark McHale
Art Wilkins

1994

Wally Burnham
Ricky Bustle
John Eason
Frank Hickson
Bobby Johns
Chuck Kelly
Brad Lawing
Mark Salva
Bob Stinchcomb

1995

Wally Burnham
John Eason
Frank Hickson
Bobby Johns
Chuck Kelly
Brad Lawing
Mark Salva
Bob Stinchcomb

1996

Wally Burnham
John Eason
Bruce Johnson
Chuck Kelly
Brad Lawing
Rick Petri
John Reaves
Mark Salva
John Zernhelt

1997

Wally Burnham
John Eason
Bruce Johnson
Brad Lawing
Rick Petri
Buddy Pough
John Reaves
Mark Salva
John Zernhelt

1998

Wally Burnham
Bruce Johnson
Brad Lawing
Rick Petri
Buddy Pough
Woody McCorvey
Chuck Reedy
Mark Salva
John Zernhelt

1999

Chris Cosh
Dave DeGuglielmo
Jon Fabris
Todd Fitch
John Gutekunst
Skip Holtz
Buddy Pough
Dave Roberts
Charlie Strong
Chris Cosh

2000

Dave DeGuglielmo
Todd Fitch
John Gutekunst
Skip Holtz
Paul Lounsberry
Buddy Pough
Dave Roberts
Charlie Strong

2001

Chris Cosh
Dave DeGuglielmo
Todd Fitch
John Gutekunst
Skip Holtz
Paul Lounsberry
Buddy Pough
Dave Roberts
Charlie Strong

2002

Chris Cosh
Dave DeGuglielmo
Todd Fitch
John Gutekunst
Skip Holtz
Paul Lounsberry
Joker Phillips
Dave Roberts
Charlie Strong

2003

Chris Cosh
Dave DeGuglielmo
Todd Fitch
John Gutekunst
Skip Holtz
Paul Lounsberry
Jappy Oliver
Dave Roberts
Charlie Williams

2004

Ron Cooper
Skip Holtz
Paul Lounsberry
Rick Minter
Jappy Oliver
David Reaves
Dave Roberts
Steve Shankweiler
Rick Stockstill

2005

Ron Cooper
Madre Hill
John Hunt
Tyron Nix
David Reaves
Steve Spurrier Jr.
Rick Stockstill
John Thompson
Dave Wommack
Fred Chatham

2006

Ron Cooper
Robert Gillespie
John Hunt
Brad Lawing
Tyron Nix
David Reaves
Steve Spurrier Jr.
Dave Wommack

2007

Shane Beamer
Fred Chatham
Ron Cooper
Robert Gillespie
John Hunt
Brad Lawing
Tyron Nix
David Reaves
Steve Spurrier Jr.

2008

Shane Beamer
Ron Cooper
Robert Gillespie
John Hunt
Ellis Johnson
Brad Lawing
David Reaves
Ray Rychleski
Steve Spurrier Jr.

2009

Shane Beamer
Jay Graham
Jeep Hunter
Ellis Johnson
Brad Lawing
G.A. Mangus
Steve Spurrier Jr.
Lorenzo Ward
Eric Wolford

2010

Shane Beamer
Shawn Elliott
Jay Graham
Jeep Hunter
Ellis Johnson
Brad Lawing
G.A. Mangus
Steve Spurrier Jr.
Lorenzo Ward

2011

John Butler
Shawn Elliott
Jay Graham
Jeep Hunter
Ellis Johnson
Brad Lawing
G.A. Mangus
Steve Spurrier Jr.
Lorenzo Ward

2012

Kirk Botkin
Grady Brown
Shawn Elliott
Brad Lawing
G.A. Mangus
Joe Robinson
Everette Sands
Steve Spurrier Jr.
Lorenzo Ward

2013

Deke Adams
Kirk Botkin
Grady Brown
Shawn Elliott
G.A. Mangus
Joe Robinson
Everette Sands
Steve Spurrier Jr.
Lorenzo Ward

2014

Deke Adams
Kirk Botkin
Grady Brown
Shawn Elliott
G.A. Mangus
Joe Robinson
Everette Sands
Steve Spurrier Jr.
Lorenzo Ward

2015

Deke Adams
Kirk Botkin
Shawn Elliott
Jon Hoke
G.A. Mangus
Joe Robinson
Everette Sands
Steve Spurrier Jr.
Lorenzo Ward

2016

Bobby Bentley
Shawn Elliott
Coleman Hutzler
Bryan McClendon
Mike Peterson
Travis Robinson
Kurt Roper
Lance Thompson
Pat Washington

2017

Bobby Bentley
Coleman Hutzler
Bryan McClendon
Mike Peterson
Travis Robinson
Kurt Roper
Lance Thompson
Pat Washington
Eric Wolford

2018

Bobby Bentley
Coleman Hutzler
Kyle Krantz
Bryan McClendon
Mike Peterson
Travis Robinson
Lance Thompson
Pat Washington
Dan Werner
Eric Wolford

2019

Bobby Bentley
Thomas Brown
Coleman Hutzler
Kyle Krantz
Bryan McClendon
Mike Peterson
Travis Robinson
Dan Scott Jr.
Dan Werner
Eric Wolford

2020

Bobby Bentley
Mike Bobo
Joe Cox
Des Kitchings
Kyle Krantz
Mike Peterson
Travis Robinson
Tracy Rocker
Rod Wilson
Eric Wolford

2021

Greg Adkins
Torrian Gray
Montario Hardesty
Erik Kimrey
Pete Lembo
Jimmy Lindsey
Mike Peterson
Marcus Satterfield
Justin Stepp
Clayton White

2022

Greg Adkins
Torrian Gray
Montario Hardesty
Pete Lembo
Jimmy Lindsey
Sterling Lucas
Marcus Satterfield
Justin Stepp
Clayton White
Jody Wright



1892

Record: 0-1
Coach: No Coach
Captain: Melton Clark
Date Opponent Site Score
 D 24 Furman Charleston L 0-44

1893

No Team

1894

Record: 0-2
Coach: No Coach
Captain: D.H. Wallace
 N 03 Georgia Columbia L 0-40
 N 11 Augusta Y Columbia L 4-16

1895

Record: 2-1
Coach: No Coach
Captain: F.M. Bryan
 N 02 Columbia AA Columbia W 20-0
 N 08 Furman Columbia W 14-10
 N 14 Wofford Columbia L 0-10

1896

Record: 1-3
Coach: W.H. Whaley
Captain: C.H. McLaurin
 O 31 Charleston Y Charleston L 4-6
 N 12 Clemson Columbia W 12-6
 N 19 Wofford Columbia L 4-6
 N 26 Furman Greenville L 0-12

1897

Record: 0-3
Coach: W.P. Murphy
Captain: Lee Hagood
 O 23 Charleston Y Charleston L 0-4
 N 11 Clemson Columbia L 6-18
 N 26 Charleston Y Columbia L 0-6

1898

Record: 1-2
Coach: W. Wertenbaker
Captain: J.C. Foster
 O 18 Bingham Columbia W 16-5
 N 17 Clemson Columbia L 0-24
 N 24 Davidson Charlotte L 0-6

1899

Record: 2-3
Coach: I.O. Hunt
Captain: W.M. Shand
 O 15 Columbia Y Columbia W 5-0
 N 09 Clemson Columbia L 0-34
 N 15 Bingham Columbia W 11-5
 N 22 Bingham Asheville L 6-18
 N 30 Davidson Charlotte L 0-5

1900

Record: 4-3
Coach: I.O. Hunt
Captain: T.J. Bell
 O 20 Georgia Athens L 0-5
 O 25 Guilford Columbia W 10-0
 N 01 Clemson Columbia L 0-51
 N 10 NCA&M Columbia W 12-0
 N 17 Furman Greenville W 27-0
 N 22 Davidson Charlotte L 0-5
 N 29 NC A&M Raleigh W 17-5

1901

Record: 3-4
Coach: B.W. Dickson
Captain: R.L. Freeman
 O 12 Georgia Augusta L 5-10
 O 22 Furman Columbia W 12-0
 O 24 Bingham Asheville W 11-6
 O 30 Davidson Columbia L 5-12
 N 09 Georgia Tech Atlanta L 0-13
 N 12 N.C.M.A. Columbia W 47-0
 N 18 Wofford Spartanburg L 5-11

1902

Record: 6-1
Coach: C.R. Williams
Captain: Thomas E. McCutchen
 O 15 Guilford Columbia W 10-0
 O 21 N.C.M.A. Columbia W 60-0
 O 25 Bingham Columbia W 28-0
 O 30 Clemson Columbia W 12-6
 N 06 St. Albans Columbia W 5-0
 N 14 Furman Greenville L 0-10
 N 28 Charleston MC Columbia W 80-0

1903

Record: 8-2
Coach: C.R. Williams
Captain: Guy Gunter
 O 02 Columbia Y Columbia W 24-0
 O 06 Welsh Neck Columbia W 89-0
 O 10 North Carolina Columbia L 0-17
 O 17 Georgia Athens W 17-0
 O 23 Guilford Columbia W 29-0
 O 29 Tennessee Columbia W 24-0
 N 08 Davidson Charlotte W 29-12
 N 14 N.C.A.M. Raleigh L 5-6
 N 21 Charleston Charleston W 6-0
 N 26 Georgia Tech Atlanta W 16-0

1904

Record: 4-3-1
Coach: Christie Benet
Captain: E.S. Oliver
 O 07 Welsh Neck Columbia W 40-0
 O 15 North Carolina Chapel Hill L 0-27
 O 20 Guilford Columbia W 21-4
 O 26 Georgia Columbia W 2-0
 N 05 N.C.A.M. Raleigh T 0-0
 N 12 Davidson Columbia L 0-6
 N 19 Charleston AC Charleston L 0-6
 N 24 Wash. & Lee Sumter W 25-0

1905

Record: 4-2-1
Coach: Christie Benet
Captain: Douglas McKay
 O 13 Welsh Neck Columbia W 14-0
 O 20 Bingham Columbia W 19-6
 O 26 N.C.A.M. Columbia L 0-29
 N 04 Davidson Charlotte W 6-4
 N 11 Bingham Asheville T 5-5
 N 18 Virginia Tech Roanoke L 0-34
 N 30 The Citadel Charleston W 47-0

1906

Football Banned by Trustees

1907

Record: 3-0
Coach: Douglas McKay
Captain: L.W. Perrin
 N 16 Charleston Columbia W 14-4
 N 21 Georgia College Columbia W 4-0
 N 28 The Citadel Charleston W 12-0

1908

Record: 3-5-1
Coach: Christie Benet
Captain: R.E. Gonzales
 O 03 Ridgewood Columbia T 0-0
 O 10 Charleston Columbia W 17-0
 O 17 Georgia Athens L 6-29
 O 22 Charleston AA Columbia L 4-15
 O 29 Davidson Columbia L 0-22
 N 04 Georgia M.S. Augusta W 19-5
 N 07 Bingham Columbia L 6-10
 N 14 North Carolina Chapel Hill L 0-22
 N 26 The Citadel Charleston W 12-0

1909

Record: 2-6
Coach: Christie Benet
Captain: J.H. Hammond
 O 09 N.C.M.C. Columbia L 0-5
 O 16 Georgia Tech Atlanta L 0-59
 O 23 Wake Forest Columbia L 0-8
 O 28 Charleston Columbia W 17-11
 N 03 Clemson Columbia L 0-6
 N 13 Davidson Davidson L 5-29
 N 20 Mercer Macon L 3-5
 N 25 The Citadel Charleston W 11-5

1910

Record: 4-4
Coach: John H. Neff
Captain: U.G. Desportes
 O 08 Charleston Columbia W 8-0
 O 15 Georgia M.S. Augusta W 14-0
 O 22 Lenoir Columbia W 33-0
 O 27 Wake Forest Columbia W 6-0
 N 03 Clemson Columbia L 0-24
 N 12 Davidson Davidson L 0-53
 N 19 North Carolina Durham L 6-23
 N 24 The Citadel Charleston L 0-5

1911

Record: 1-4-2
Coach: John H. Neff
Captain: W.C. Whitner, Jr.
 O 07 Georgia Athens L 0-38
 O 14 Charleston Charleston W 16-0
 O 21 Florida Columbia T 6-6
 N 02 Clemson Columbia L 0-27
 N 11 North Carolina Chapel Hill L 0-21
 N 18 Davidson Columbia L 0-10
 N 30 The Citadel Charleston T 0-0

1912

Record: 5-2-1
Coach: N.B. Edgerton
Captain: Alfred Von Kolnitz
 O 05 Wake Forest Columbia W 10-3
 O 14 Virginia Char'ville L 0-19
 O 19 Florida Gainesville L 6-10
 O 26 Charleston Charleston W 68-0
 O 31 Clemson Columbia W 22-7
 N 09 North Carolina Chapel Hill T 6-6
 N 16 Porter Columbia W 66-0
 N 28 The Citadel Columbia W 26-2

1913

Record: 4-3
Coach: N.B. Edgerton
Captain: John Mills
 O 04 Virginia Char'ville L 0-54
 O 11 Wake Forest Columbia W 27-10
 O 18 North Carolina Columbia L 3-13
 O 30 Clemson Columbia L 0-32
 N 08 Florida Columbia W 13-0
 N 15 Davidson Davidson W 10-0
 N 26 The Citadel Columbia W 42-13

1914

Record: 5-5-1
Coach: N.B. Edgerton
Captain: Luther Hill
 S 30 Mach. Mates Columbia W 30-7
 O 3 Georgia Tech Atlanta L 0-20
 O 12 North Carolina Chapel Hill L 0-48
 O 17 Virginia Char'ville L 7-49
 O 24 Newberry Columbia T 13-13
 O 29 Clemson Columbia L 6-29
 N 04 Wofford Spartanburg W 25-0
 N 07 Wake Forest Columbia W 26-0
 N 14 Davidson Columbia L 7-13
 N 19 Newberry Newberry W 47-6
 N 26 The Citadel Columbia W 7-6

1915

Record: 5-3-1
Coach: N.B. Edgerton
Captain: O.E. Going
 O 02 Newberry Columbia W 29-0
 O 09 Presbyterian Columbia W 41-0
 O 21 N.C.A.M. Raleigh W 19-10
 O 28 Clemson Columbia T 0-0
 N 04 Wofford Spartanburg W 33-6
 N 06 Cumberland Columbia W 68-0
 N 13 Virginia Columbia L 0-13
 N 20 Georgetown Wash, D.C. L 0-61
 N 25 The Citadel Columbia L 0-3

1916

Record: 2-7
Coach: Rice Warren
Captain: M.K. McMullan
 O 07 Newberry Columbia L 0-10
 O 14 Wofford Columbia W 23-3
 O 21 Tennessee Knoxville L 0-26
 O 26 Clemson Columbia L 0-27
 N 04 Wake Forest Columbia L 7-33
 N 11 Virginia Char'ville L 6-35
 N 18 Mercer Columbia W 47-0
 N 23 Furman Greenville L 0-14
 N 30 The Citadel Columbia L 2-20

1917

Record: 3-5
Coach: Dixon Foster
Captain: Sumpter Clarke
 O 06 Newberry Columbia W 38-0
 O 13 Florida Gainesville L 13-21
 O 25 Clemson Columbia L 13-21
 N 03 Erskine Columbia L 13-14
 N 08 Furman Florence W 26-0
 N 17 Wofford Spartanburg L 0-20
 N 24 Presbyterian Columbia L 14-20
 N 29 The Citadel Columbia W 20-0

1918

Record: 2-1-1
Coach: Frank Dobson
Captain: J.H. Moore
 N 02 Clemson Columbia L 0-39
 N 16 Furman Greenville W 20-12
 N 23 Wofford Columbia W 13-0
 N 28 The Citadel Orangeburg T 0-0

1919

Record: 1-7-1
Coach: Dixon Foster
Captain: Hayward Brockington
 S 27 Presbyterian Columbia L 0-6
 O 04 Erskine Columbia W 6-0
 O 11 Georgia Athens L 0-14
 O 18 Davidson Columbia L 0-7
 O 30 Clemson Columbia L 6-19
 N 08 Tennessee Columbia T 6-6
 N 15 Wash. & Lee Lexington Va. L 0-26
 N 22 Florida Columbia L 0-13
 N 27 The Citadel Columbia L 7-14

1920

Record: 5-4
Coach: Sol Metzger
Captain: Edward Smith
 O 02 Wofford Columbia W 10-0
 O 09 Georgia Columbia L 0-37
 O 16 North Carolina Chapel Hill L 0-7
 O 21 Presbyterian Augusta, Ga. W 14-0
 O 28 Clemson Columbia W 3-0
 N 06 Davidson Davidson L 0-27
 N 13 Navy Annapolis L 0-63
 N 20 Newberry Columbia W 48-0
 N 25 The Citadel Charleston W 7-6

1921

Record: 5-1-2
Coach: Sol Metzger
Captain: T.W. Gressette
 O01 Erskine Columbia W 13-7
 O08 Newberry Columbia W 7-0
 O15 North Carolina Columbia T 7-7
 O22 Presbyterian Columbia W 48-0
 O27 Clemson Columbia W 21-0
 N05 Florida Tampa T 7-7
 N12 Furman Greenville L 0-7
 N24 The Citadel Columbia W 13-0

1922

Record: 5-4
Coach: Sol Metzger
Captain: Alex Waite
 S29 Erskine Columbia W 13-0
 O07 Presbyterian Columbia W 7-0
 O14 North Carolina Chapel Hill L 7-10
 O20 Wofford Columbia W 20-0
 O26 Clemson Columbia L 0-3
 N04 Sewanee Columbia L 6-7
 N11 Furman Columbia W 27-7
 N16 The Citadel Orangeburg W 13-0
 N30 Centre Danville, Ky. L 0-42

1923

Record: 4-6
Coach: Sol Metzger
Captain: W.J. Wheeler
 S29 Erskine Columbia W 35-0
 O06 Presbyterian Columbia L 3-7
 O13 NC State Raleigh L 0-7
 O19 Newberry Columbia W 24-0
 O25 Clemson Columbia L 6-7
 N03 North Carolina Columbia L 0-13
 N10 Furman Greenville L 3-23
 N15 The Citadel Orangeburg W 12-0
 N17 Wash. & Lee Columbia L 7-13
 N29 Wake Forest Columbia W 14-7

1924

Record: 7-3
Coach: Sol Metzger
Captain: Frankie Meyer
 S27 Erskine Columbia W 47-0
 O04 Georgia Athens L 0-18
 O11 NC State Columbia W 10-0
 O17 Presbyterian Columbia W 29-0
 O23 Clemson Columbia W 3-0
 O29 The Citadel Orangeburg W 14-3
 N01 North Carolina Chapel Hill W 10-7
 N08 Furman Columbia L 0-10
 N15 Sewanee Columbia L 0-10
 N27 Wake Forest Columbia W 7-0

1925

Record: 7-3
Coach: Branch Bocock
Captain: J.C. Long
 S26 Erskine Columbia W 33-0
 O03 North Carolina Columbia L 0-7
 O11 NC State Raleigh W 7-6
 O16 Wofford Columbia W 6-0
 O22 Clemson Columbia W 33-0
 O28 The Citadel Orangeburg W 30-6
 O31 Virginia Tech Richmond L 0-6
 N14 Furman Greenville L 0-2
 N20 Presbyterian Columbia W 21-0
 N28 Centre Columbia W 20-0

1926

Record: 6-4
Coach: Branch Bocock
Captain: W.M. Boyd
 S25 Erskine Columbia W 41-0
 O02 Maryland Columbia W 12-0
 O09 North Carolina Chapel Hill L 0-7
 O15 Wofford Columbia W 27-13
 O21 Clemson Columbia W 24-0
 O28 The Citadel Orangeburg L 9-12
 O30 Virginia Columbia L 0-6
 N06 Virginia Tech Richmond W 19-0
 N13 Furman Columbia L 7-10
 N20 NC State Columbia W 20-14

1927

Record: 4-5
Coach: Harry Lightsey
Captain: Emmett Wingfield
 S24 Erskine Columbia W 13-6
 O01 Maryland College Park L 0-26
 O08 Virginia Char'ville W 13-12
 O15 North Carolina Columbia W 14-6
 O20 Clemson Columbia L 0-20
 O27 The Citadel Orangeburg W 6-0
 N05 Virginia Tech Richmond L 0-35
 N12 Furman Greenville L 0-33
 N24 NC State Columbia L 0-34

1928

Record: 6-2-2
Coach: Billy Laval
Captain: Bill Cooper
 S22 Erskine Columbia W 19-0
 S29 Chicago Chicago W 6-0
 O06 Virginia Char'ville W 24-13
 O13 Maryland Columbia W 21-7
 O19 Presbyterian Columbia W 13-0
 O25 Clemson Columbia L 0-32
 N01 The Citadel Orangeburg T 0-0
 N10 North Carolina Chapel Hill T 0-0
 N17 Furman Columbia W 6-0
 N29 NC State Raleigh L 7-18

1929

Record: 6-5
Coach: Billy Laval
Captain: Julian Beall
 S28 Erskine Columbia W 26-7
 O05 Virginia Columbia L 0-6
 O12 Maryland College Park W 26-6
 O18 Presbyterian Columbia W 41-0
 O24 Clemson Columbia L 14-21
 O31 The Citadel Orangeburg W 27-14
 N09 North Carolina Columbia L 0-40
 N16 Furman Greenville W 2-0
 N23 Florida Columbia L 7-20
 N30 NC State Raleigh W 20-6
 D07 Tennessee Knoxville L 0-54

1930

Record: 6-4
Coach: Billy Laval
Captain: R.E. Gressette
 S20 Erskine Columbia W 19-0
 S27 Duke Durham W 22-0
 O04 Georgia Tech Atlanta L 0-45
 O11 LSU Columbia W 7-6
 O23 Clemson Columbia L 7-20
 O30 The Citadel Orangeburg W 13-0
 N08 Furman Greenville L 0-14
 N15 Sewanee Columbia W 14-13
 N22 NC State Columbia W 19-0
 N27 Auburn Columbus L 7-25

1931

Record: 5-4-1
Coach: Billy Laval
Captain: Miles Blount
 S26 Duke Columbia W 7-0
 O03 Georgia Tech Atlanta L 13-25
 O10 LSU Baton Rouge L 12-19
 O22 Clemson Columbia W 21-0
 O29 The Citadel Orangeburg W 26-7
 N07 Furman Columbia W 27-0
 N14 Florida Tampa T 6-6
 N21 NC State Columbia W 21-0
 N26 Auburn Montgomery L 6-13
 D05 Centre Columbia L 7-9

1932

Record: 5-4-2
Coach: Billy Laval
Captain: Harry Freeman, Bill Gilmore
 S24 Sewanee Columbia W 7-3
 O01 Villanova Philadelphia W 7-6
 O08 Wake Forest Charlotte L 0-6
 O14 Wofford Columbia W 19-0
 O20 Clemson Columbia W 14-0
 O29 Tulane New Orleans L 0-6
 N05 LSU Columbia L 0-6
 N12 Furman Greenville L 0-14
 N19 The Citadel Columbia W 19-0
 N24 NC State Raleigh T 7-7
 D03 Auburn Birmingham T 20-20

1933

Record: 6-3-1, 3-0 Southern Conference
Coach: Billy Laval
Captains: Earl Clary, Buddy Morehead
 S23 Wofford Columbia W 31-0
 S29 Temple Philadelphia L 6-26
 O07 Villanova Columbia L 6-15
 O19 Clemson* Columbia W 7-0
 O26 The Citadel Orangeburg W 12-6
 O28 Virginia Tech* Blacksburg W 12-0
 N04 LSU Baton Rouge L 7-30
 N11 NC State* Columbia W 14-0
 N19 Furman Columbia T 0-0
 D02 Auburn Birmingham W 16-14

1934

Record: 5-4, 2-3 Southern Conference
Coach: Billy Laval
Captain: Tom Craig
 S29 Erskine Columbia W 25-0
 O06 VMI* Columbia W 22-6
 O13 NC State* Raleigh L 0-6
 O18 The Citadel Orangeburg W 20-6
 O25 Clemson* Columbia L 0-19
 N03 Virginia Tech* Columbia W 20-0
 N10 Villanova Philadelphia L 0-20
 N17 Furman* Greenville W 2-0
 N29 Wash. & Lee Columbia L 7-14

1935

Record: 3-7, 1-4 Southern Conference
Coach: Don McCallister
Captain: Clay Alexander
 S21 Erskine Columbia W 33-0
 S28 Duke* Durham L 0-47
 O05 NC State* Columbia L 0-14
 O12 Davidson Davidson L 6-13
 O17 The Citadel Orangeburg W 25-0
 O24 Clemson* Columbia L 0-44
 N02 Virginia Tech* Blacksburg L 0-27
 N16 Furman Columbia L 7-20
 N23 Wash. & Lee* Columbia W 2-0
 D07 Florida Tampa L 0-22

1936

Record: 5-7, 2-5 Southern Conference
Coach: Don McCallister
Captain: Bob Johnson
 S19 Erskine Columbia W 38-0
 S26 VMI* Lexington L 7-24
 O03 Duke* Columbia L 0-21
 O10 Florida Columbia W 7-0
 O17 Virginia Tech* Columbia W 14-0
 O22 Clemson* Columbia L 0-19
 O30 The Citadel* Orangeburg W 9-0
 N07 Villanova Columbia L 0-14
 N14 Furman* Greenville L 6-23
 N21 North Carolina* Columbia L 0-14
 N26 Xavier Cincinnati L 13-21
 D11 Miami (Fla.) Miami W 6-3

1937

Record: 5-6-1, 2-2-1 Southern Conference
Coach: Don McCallister
Captain: Jack Lyons
 S18 Emory & Henry Columbia W 45-7
 S25 North Carolina* Chapel Hill T 13-13
 O02 Georgia Columbia L 7-13
 O09 Alabama Tuscaloosa L 0-20
 O16 Davidson* Columbia W 12-7
 O21 Clemson* Columbia L 6-34
 O29 The Citadel* Orangeburg W 21-6
 N06 Kentucky Lexington L 7-27
 N13 Furman* Columbia L 0-12
 N20 Presbyterian Columbia W 64-0
 N25 Catholic Wash., D.C. L 14-20
 D03 Miami (Fla.) Miami, Fla. W 3-0

1938

Record: 6-4-1, 2-2 Southern Conference
Coach: Rex Enright
Captains: W.R. Howell, Larry Craig
 S19 Erskine Columbia W 53-0
 S24 Xavier (Ohio) Cincinnati W 6-0
 O01 Georgia Columbia L 6-7
 O08 Wake Forest* Columbia L 19-20
 O14 Davidson* Sumter W 25-0
 O20 Clemson* Columbia L 12-34
 O28 Villanova (-/15) Orangeburg T 6-6
 N05 Duquesne Columbia W 7-0
 N12 Furman* Greenville W 27-6
 N19 Fordham (-/18) New York L 0-13
 N28 Catholic Wash., D.C. W 7-0

1939

Record: 3-6-1, 1-3 Southern Conference
Coach: Rex Enright
Captains: J.B. Henson, Heber Stroud
 S23 Wake Forest* Win.-Salem L 7-19
 S29 Catholic Columbia L 0-12
 O06 Villanova Philadelphia L 0-40
 O13 Davidson* Sumter W 7-0
 O19 Clemson* Columbia L 0-27
 O27 West Virginia Orangeburg T 6-6
 N04 Florida Columbia W 6-0
 N11 Furman* Columbia L 0-20
 N18 Georgia Athens L 7-33
 N25 Miami (Fla.) Columbia W 7-6

1940

Record: 3-6, 1-3 Southern Conference
Coach: Rex Enright
Captain: Kirt Norton
 O05 Georgia Columbia L 2-33
 O11 Duquesne Pittsburgh L 21-27
 O24 Clemson* (-/13) Columbia L 13-21
 N02 Penn St. (-/18) Univ. Park L 0-12
 N09 Kansas State Columbia W 20-13
 N16 Furman* Greenville L 7-25
 N22 Miami (Fla.) Miami W 7-2
 N28 Wake Forest* Charlotte L 6-7
 D08 The Citadel* Charleston W 31-6

1941

Record: 4-4-1, 1-0-1 Southern Conference
Coach: Rex Enright
Captains: Harvey Blouin, Dutch Elston
 S27 North Carolina* Chapel Hill W 13-7
 O04 Georgia Athens W 6-34
 O11 Wake Forest* Columbia T 6-6
 O23 Clemson* (-/14) Columbia W 18-14
 O31 The Citadel* Orangeburg W 13-6
 N08 Kansas State Manhattan L 0-3
 N15 Furman* Columbia W 26-7
 N21 Miami (Fla.) Miami L 6-7
 N29 Penn State Columbia L 12-19



1942

Record: 1-7-1, 1-4 Southern Conference
Coach: Rex Enright
Captains: Louis Sossamon, John Leitner

S 26	Tennessee	Columbia	T	0-0
O 03	North Carolina*	Chapel Hill	L	6-18
O 10	West Virginia	Morgantown	L	0-13
O 22	Clemson*	Columbia	L	6-18
O 30	The Citadel*	Orangeburg	W	14-0
N 07	Alabama (-/8)	Tuscaloosa	L	0-29
N 14	Furman*	Columbia	L	0-6
N 21	Miami (Fla.)	Miami	L	6-13
N 27	Wake Forest*	Charlotte	L	14-33

1943

Record: 5-2, 2-1 Southern Conference
Coach: J.P. Moran
Captains: Bill McMillan, Neil Allen

S 25	Newberry	Columbia	W	19-7
O 02	176th Infantry	Columbia	L	7-13
O 09	Presbyterian	Columbia	W	20-7
O 21	Clemson*	Columbia	W	33-6
O 29	Charleston C.G.	Orangeburg	W	20-0
N 06	North Carolina*	Columbia	L	6-21
N 25	Wake Forest*	Charlotte	W	13-2

1944

Record: 3-4-2, 1-3 Southern Conference
Coach: William Newton
Captains: Jim Hunnicut, Jack Bradford

S 23	Newberry	Columbia	W	48-0
S 30	GA. Pre-Flight	Columbia	L	14-20
O 07	Miami (Fla.)	Miami	T	0-0
O 19	Clemson*	Columbia	L	13-20
O 27	Charleston C.G.	Orangeburg	T	6-6
N 04	North Carolina*	Chapel Hill	W	6-0
N 11	Presbyterian	Columbia	W	28-7
N 18	Duke* (-/10)	Columbia	L	7-34
N 23	Wake Forest*	Charlotte	L	13-19

1945

Record: 2-4-3, 0-2-2 Southern Conference
Coach: Johnnie McMillan
Captain: Bryant Meeks

S 22	Duke*	Durham	L	0-60
S 29	Presbyterian	Columbia	W	40-0
O 06	Camp Blanding	Columbia	W	20-6
O 13	Alabama (-/7)	Montgomery	L	0-55
O 25	Clemson*	Columbia	T	0-0
N 09	Miami (Fla.)	Miami	T	13-13
N 22	Wake Forest*	Charlotte	T	13-13
D 01	Maryland*	Columbia	L	13-19
J 01	Wake Forest (-/19)	Jacksonville	L	14-26

Gator Bowl

1946

Record: 5-3, 4-2 Southern Conference
Coach: Rex Enright
Captain: Earl Dunham

S 29	Newberry	Columbia	W	21-0
O 05	Alabama	Columbia	L	6-14
O 11	Furman*	Greenville	W	14-7
O 24	Clemson*	Columbia	W	26-14
N 01	The Citadel*	Orangeburg	W	19-7
N 09	Maryland*	College Park	W	21-17
N 16	Duke* (-/20)	Columbia	L	0-39
N 28	Wake Forest*	Charlotte	L	0-35

1947

Record: 6-2-1, 4-1-1 Southern Conference
Coach: Rex Enright
Captain: Neil Allen

S 20	Newberry	Columbia	W	27-6
S 27	Maryland*	Columbia	L	13-19
O 04	Mississippi	Memphis	L	0-33
O 11	Furman*	Columbia	W	26-8
O 23	Clemson*	Columbia	W	21-19
O 31	Miami (Fla.)	Miami	W	8-0
N 07	The Citadel*	Orangeburg	W	12-0
N 15	Duke*	Durham	T	0-0
N 27	Wake Forest*	Charlotte	W	6-0

1948

Record: 3-5, 1-3 Southern Conference
Coach: Rex Enright
Captain: Al Faress, Jack Crouch

S 24	Newberry	Columbia	W	46-0
O 01	Furman*	Greenville	W	7-0
O 09	Tulane	New Orleans	L	0-14
O 21	Clemson* (-/14)	Columbia	L	7-13
O 30	West Virginia	Morgantown	L	12-35
N 06	Maryland*	Columbia	L	7-19
N 13	Tulsa	Tulsa	W	27-7
N 25	Wake Forest*	Columbia	L	0-38

1949

Record: 4-6, 3-3 Southern Conference
Coach: Rex Enright
Captain: Cecil Woolbright

S 24	Baylor	Waco	L	6-20
S 30	Furman*	Columbia	L	7-14
O 08	N. Carolina* (-/6)	Columbia	L	13-28
O 20	Clemson*	Columbia	W	27-13
O 29	Maryland*	College Park	L	7-44
N 05	Marquette	Milwaukee	W	6-3
N 11	Miami (Fla.)	Miami	L	7-13
N 19	Georgia Tech	Atlanta	L	3-13
N 23	Wake Forest*	Columbia	W	27-20
D 03	The Citadel*	Columbia	W	42-0

1950

Record: 3-4-2, 2-4-1 Southern Conference
Coach: Rex Enright
Captain: Davie Sparks

S 23	Duke* (-/16)	Columbia	L	0-14
S 30	Georgia Tech	Atlanta	W	7-0
O 06	Furman*	Greenville	W	21-6
O 19	Clemson* (-/12)	Columbia	T	14-14
O 27	G. Washington*	Washington	W	34-20
N 03	Marquette	Columbia	T	13-13
N 11	The Citadel*	Charleston	L	7-19
N 18	North Carolina*	Columbia	L	7-14
N 25	Wake Forest*	Columbia	L	7-14

1951

Record: 5-4, 5-3 Southern Conference
Coach: Rex Enright
Captain: Steve Wadiak

S 22	Duke*	Columbia	L	6-34
O 01	The Citadel*	Columbia	W	26-7
O 06	Furman*	Greenville	W	21-6
O 13	North Carolina*	Chapel Hill	L	6-21
O 25	Clemson*	Columbia	W	20-0
N 03	G. Washington*	Columbia	L	14-20
N 10	West Virginia*	Morgantown	W	34-13
N 17	Virginia	Charville	L	27-28
N 24	Wake Forest*	Columbia	W	21-6

1952

Record: 5-5, 2-4 Southern Conference
Coach: Rex Enright
Captains: John Latorre, Walt Shea

S 20	Wofford	Columbia	W	33-0
S 27	Army	West Point	L	7-28
O 04	Furman*	Greenville	W	27-7
O 11	Duke* (-/6)	Columbia	L	7-33
O 23	Clemson	Columbia	W	6-0
N 01	Virginia (-/16)	Norfolk	W	21-14
N 08	The Citadel*	Charleston	W	35-0
N 15	North Carolina*	Columbia	L	19-27
N 22	West Virginia*	Columbia	L	6-13
N 29	Wake Forest*	Win.-Salem	L	14-39

1953

Record: 7-3, 2-2 ACC
Coach: Rex Enright
Captain: Gene Wilson

S 19	Duke* (-/10)	Columbia	L	7-20
S 26	The Citadel	Columbia	W	25-0
O 03	Virginia	Charville	W	19-0
O 10	Furman	Columbia	W	27-13
O 22	Clemson*	Columbia	W	14-7
O 31	Maryland (-/2)	College Park	L	6-24
N 07	North Carolina*	Columbia	W	18-0
N 14	W. Virginia (-/8)	Morgantown	W	20-14
N 21	Wofford (18/-)	Columbia	W	49-0
N 26	Wake Forest* (15/-)	Charlotte	L	13-19

1954

Record: 6-4, 3-3 ACC
Coach: Rex Enright
Captains: Bill Woehrman, Harry Lovell

S 25	Army (-/18)	West Point	W	34-20
O 02	West Va. (15/-)	Columbia	L	6-26
O 09	Furman	Greenville	W	27-7
O 21	Clemson*	Columbia	W	13-8
O 30	Maryland*	Columbia	L	0-20
N 06	North Carolina*	Chapel Hill	L	19-21
N 13	Virginia*	Columbia	W	27-0
N 20	Duke*	Durham	L	7-26
N 27	Wake Forest*	Columbia	W	20-19
D 04	The Citadel	Charleston	W	19-6

1955

Record: 3-6, 1-5 ACC
Coach: Rex Enright
Captains: Carl Brazell, Hugh Bell

S 17	Wofford	Columbia	W	26-7
S 24	Wake Forest*	Win.-Salem	L	19-34
O 01	Navy (-/15)	Columbia	L	0-26
O 08	Furman	Columbia	W	19-0
O 20	Clemson*	Columbia	L	14-28
O 29	Maryland* (-/1)	College Park	L	0-27
N 05	North Carolina*	Norfolk	L	14-32
N 12	Duke* (-/18)	Durham	L	7-41
N 26	Virginia*	Charville	W	21-14

1956

Record: 7-3, 4-2 ACC
Coach: Warren Giese
Captains: Mackie Prickett, Buddy Frick

S 15	Wofford	Columbia	W	26-13
S 22	Duke* (-/16)	Columbia	W	7-0
S 28	Miami (17/-)	Miami	L	6-14
O 06	North Carolina*	Columbia	W	14-0
O 13	Virginia* (20/-)	Richmond	W	27-13
O 25	Clemson* (-/20)	Columbia	L	0-7
N 03	Furman	Greenville	W	13-6
N 10	NC State*	Raleigh	L	7-14
N 17	Maryland*	Columbia	W	13-0
N 22	Wake Forest*	Charlotte	W	13-0

1957

Record: 5-5, 2-5 ACC
Coach: Warren Giese
Captains: Nelson Weston, Julius Derrick

S 21	Duke* (-/10)	Columbia	L	14-26
S 28	Wofford	Columbia	W	26-0
O 05	Texas (-/20)	Austin	W	27-21
O 12	Furman	Columbia	W	58-13
O 24	Clemson*	Columbia	L	0-13
N 02	Maryland*	Columbia	L	6-10
N 09	North Carolina*	Chapel Hill	L	6-28
N 16	Virginia*	Charville	W	13-0
N 23	NC State* (-/20)	Columbia	L	26-29
N 30	Wake Forest*	Win.-Salem	W	26-7

1958

Record: 7-3, 5-2 ACC
Final AP Ranking: 15
Coach: Warren Giese
Captains: King Dixon, Alex Hawkins, Dwight Keith

S 20	Duke*	Columbia	W	8-0
S 27	Army (18/8)	West Point	L	8-45
O 04	Georgia	Athens	W	24-14
O 11	North Carolina*	Chapel Hill	L	0-6
O 23	Clemson* (-/10)	Columbia	W	26-6
N 01	Maryland*	College Park	L	6-10
N 08	Furman	Greenville	W	32-7
N 15	Virginia*	Columbia	W	28-14
N 22	NC State*	Columbia	W	12-7
N 27	Wake Forest* (16/-)	Columbia	W	24-7

1959

Record: 6-4, 4-3 ACC
Coach: Warren Giese
Captains: John Saunders, Ed Pitts

S 19	Duke* (14/-)	Columbia	W	12-7
S 26	Furman (20/-)	Columbia	W	30-0
O 03	Georgia (16/13)	Columbia	W	30-14
O 10	N Carolina* (11/-)	Chapel Hill	L	6-19
O 22	Clemson*	Columbia	L	0-27
O 31	Maryland*	Columbia	W	22-6
N 07	Virginia*	Charville	W	32-20
N 13	Miami (Fla.)	Miami	L	6-26
N 21	NC State*	Columbia	W	12-7
N 28	Wake Forest*	Charlotte	L	20-43

1960

Record: 3-6-1, 3-3-1 ACC
Coach: Warren Giese
Captains: Jerry Frye, Jake Bodkin

S 24	Duke*	Columbia	L	0-31
O 01	Georgia	Athens	L	6-38
O 14	Miami (Fla.)	Miami	L	6-21
O 22	North Carolina*	Columbia	W	22-6
O 29	Maryland*	College Park	L	0-15
N 05	Louisiana State	Baton Rouge	L	6-35
N 12	Clemson*	Clemson	L	2-12
N 19	NC State*	Columbia	T	8-8
N 26	Wake Forest*	Columbia	W	41-20
D 03	Virginia*	Columbia	W	26-0

1961

Record: 4-6, 3-4 ACC
Coach: Marvin Bass
Captains: Dave Adam, Dave Sowell

S 23	Duke*	Columbia	L	6-7
S 30	Wake Forest*	Win.-Salem	W	10-7
O 07	Georgia	Athens	L	14-17
O 14	Louisiana State	Columbia	L	0-42
O 21	North Carolina*	Columbia	L	0-17
O 28	Maryland*	Columbia	W	20-10
N 04	Virginia*	Charville	L	20-28
N 11	Clemson*	Columbia	W	21-14
N 18	NC State*	Raleigh	L	14-38
N 25	Vanderbilt	Nashville	W	23-7

1962 Record: 4-5-1, 3-4 ACC Coach: Marvin Bass Captains: John Caskey, Dick Day, Richard Lomas

Date	Opponent	W/L	Score	Att	TV	TMP	Rankings				-SC Rushing-				-SC Passing-				SC Total	Opp	-Opp Rushing-				-Opp. Passing-				Opp. Total
							SC	Opp	FD	Att	Yds	TD	A-C-I	Yds	TD	Plays	Yds	FD			Att	Yds	TD	A-C-I	Yds	TD	Plays	Yds	
S 22	at Northwestern	L	20-37	-	-	-	-	-	9	45	277	3	4-1-1	10	0	49	277	31	64	244	3	25-20-1	275	2	89	519			
S 29	at Duke*	L	8-21	24,500	-	-	-	-	15	41	140	1	26-15-0	143	0	67	283	20	57	258	3	15-9-2	101	0	72	359			
O 06	GEORGIA	T	7-7	28,000	-	-	-	-	15	61	167	1	13-6-0	55	0	74	222	5	30	98	0	16-8-0	110	1	41	208			
O 13	WAKE FOREST*	W	27-6	18,942	-	-	-	-	18	52	249	3	14-4-0	63	1	66	312	11	47	168	1	10-4-0	39	0	57	207			
O 20	at North Carolina*	L	14-19	25,000	-	-	-	-	-	-	-	-	-	-	1	-	-	-	-	-	1	-	-	1	-				
O 27	at Maryland*	L	11-13	-	-	-	-	-	10	39	139	0	12-5-0	62	1	51	201	23	55	174	0	28-17-3	174	1	83	348			
N 03	VIRGINIA*	W	40-6	17,033	-	-	-	-	19	61	266	5	14-9-1	130	1	75	396	19	28	56	1	44-26-5	247	0	72	309			
N 10	NC STATE*	W	17-6	19,938	-	-	-	-	16	55	286	2	15-4-2	84	0	70	370	16	41	173	0	20-9-0	104	1	61	277			
N 17	at Detroit	W	26-13	-	-	-	-	-	23	66	235	2	12-10-1	146	2	78	381	14	28	123	0	29-11-0	108	2	57	231			
N 24	at Clemson*	L	17-20	45,000	-	-	-	-	14	43	100	1	14-6-0	121	1	57	221	22	65	306	2	5-1-0	10	0	70	316			

1963 Record: 1-8-1, 1-5-1 ACC Coach: Marvin Bass Captains: Tim Gibson, Sammy Anderson

Date	Opponent	W/L	Score	Att	TV	TMP	Rankings				-SC Rushing-				-SC Passing-				SC Total	Opp	-Opp Rushing-				-Opp. Passing-				Opp. Total
							SC	Opp	FD	Att	Yds	TD	A-C-I	Yds	TD	Plays	Yds	FD			Att	Yds	TD	A-C-I	Yds	TD	Plays	Yds	
S 21	at Duke*	L	14-22	-	-	-	-	-	11	35	153	2	19-9-1	116	0	54	269	17	53	126	2	26-13-0	147	1	79	273			
S 28	MARYLAND*	W	21-13	13,550	-	-	-	-	12	46	142	2	15-7-0	47	0	61	189	10	42	139	1	15-7-0	49	1	57	196			
O 05	at Georgia	L	7-27	33,500	-	75	-	-	8	43	107	1	7-3-1	67	0	50	171	21	44	195	2	22-13-1	183	1	66	378			
O 12	NC STATE*	L	6-18	16,672	-	-	-	-	-	-	-	-	-	-	-	-	-	-	-	-	-	-	-	-	-				
O 19	at Virginia*	T	10-10	16,000	-	-	-	-	-	-	-	-	-	-	-	-	-	-	-	-	-	-	-	-	-				
O 26	N. CAROLINA*	L	0-7	23,170	-	-	-	-	-	-	-	-	-	-	-	-	-	-	-	-	-	-	-	-	-				
N 02	TULANE	L	7-20	18,372	-	-	-	-	12	28	54	0	27-13-0	166	1	55	220	15	59	195	1	9-5-0	92	1	68	287			
N 09	at Memphis State	L	0-9	17,006	-	-	-	-	10	33	53	0	15-7-1	82	0	48	135	17	58	218	1	8-4-2	47	0	66	265			
N 16	at Wake Forest*	L	19-20	7,000	-	60	-	-	-	-	-	-	-	-	-	-	-	-	-	-	-	-	-	-	-				
N 28	CLEMSON*	L	20-24	37,414	-	-	-	-	14	47	123	0	19-10-1	109	3	66	232	15	53	188	4	11-7-1	88	0	64	276			

1964 Record: 3-5-2, 2-3-1 ACC Coach: Marvin Bass Captains: Steve Cox, Jim Johnson, Pete Divenere

Date	Opponent	W/L	Score	Att	TV	TMP	Rankings				-SC Rushing-				-SC Passing-				SC Total	Opp	-Opp Rushing-				-Opp. Passing-				Opp. Total
							SC	Opp	FD	Att	Yds	TD	A-C-I	Yds	TD	Plays	Yds	FD			Att	Yds	TD	A-C-I	Yds	TD	Plays	Yds	
S 19	DUKE*	T	9-9	-	-	-	-	-	-	-	-	-	-	-	-	-	-	-	-	-	-	-	-	-	-				
S 26	at Maryland*	L	6-24	-	-	-	-	-	16	39	124	1	20-12-0	135	0	59	259	21	62	253	2	19-6-1	70	1	81	298			
O 03	GEORGIA	T	7-7	17,994	-	-	-	-	14	38	47	0	28-14-0	154	1	66	201	12	42	109	1	17-8-2	145	0	59	254			
O 10	at Nebraska	L	6-28	47,800	-	-	-	8	13	26	3	28-18-2	240	0	54	243	19	51	236	2	20-7-3	138	2	71	401				
O 17	at Florida	L	0-37	43,000	-	-	-	-	9	28	68	0	19-6-0	43	0	47	133	21	48	266	4	17-10-3	138	1	65	404			
O 24	at North Carolina*	L	6-24	36,000	-	-	-	-	6	34	78	0	19-8-1	135	1	53	213	25	53	240	2	13-17-1	206	1	87	446			
O 31	at NC State*	L	14-17	21,000	-	-	-	-	15	47	227	1	14-5-3	43	0	61	270	20	44	229	1	19-11-0	151	0	63	380			
N 07	THE CITADEL	W	17-14	19,090	-	-	-	-	10	55	246	2	7-4-1	32	0	62	278	9	38	112	2	26-13-2	97	0	64	209			
N 14	WAKE FOREST*	W	23-13	21,963	-	-	-	-	17	55	215	1	11-6-1	151	2	66	366	14	35	119	1	26-11-2	164	1	61	383			
N 21	at Clemson*	W	7-3	40,000	-	-	-	-	11	45	133	1	6-2-1	55	0	51	188	17	58	227	0	8-4-0	36	0	66	263			

1965 Record: 5-5, 4-2 ACC Coach: Marvin Bass Captains: J.R. Wilburn, Doug Senter

Date	Opponent	W/L	Score	Att	TV	TMP	Rankings				-SC Rushing-				-SC Passing-				SC Total	Opp	-Opp Rushing-				-Opp. Passing-				Opp. Total
							SC	Opp	FD	Att	Yds	TD	A-C-I	Yds	TD	Plays	Yds	FD			Att	Yds	TD	A-C-I	Yds	TD	Plays	Yds	
S 18	at The Citadel	W	13-3	-	-	-	-	-	16	60	248	2	6-0-0	0	0	66	248	10	37	76	0	12-5-2	46	0	49	122			
S 25	DUKE*	L	15-20	39,000	-	66	-	-	12	40	86	1	30-12-1	116	0	70	202	14	55	276	3	10-3-1	53	0	65	329			
O 02	NC STATE*	W	13-7	20,314	-	-	-	-	14	54	235	1	11-6-0	70	0	65	305	18	47	107	1	26-15-0	171	0	73	278			
O 09	at Tennessee	L	3-24	38,519	-	-	-	-	17	46	111	0	26-13-1	139	0	72	250	14	47	222	2	10-4-0	63	1	57	285			
O 16	WAKE FOREST*	W	38-7	28,000	-	-	-	-	19	44	209	4	25-15-0	146	0	69	355	8	35	109	0	21-8-1	102	1	56	211			
O 23	at LSU	L	7-21	-	-	-	-	-	18	36	89	0	23-12-0	124	0	59	213	13	51	233	2	14-8-1	121	1	65	344			
O 30	MARYLAND*	L	14-27	30,000	-	-	-	-	20	40	74	2	30-12-4	264	0	70	338	12	53	196	2	7-3-0	202	0	60	398			
N 06	at Virginia*	W	17-7	15,000	-	-	-	-	13	56	150	0	9-3-1	62	1	65	212	14	41	108	0	26-11-3	121	1	67	229			
N 13	at Alabama	L	14-35	40,500	-	68	-	-	21	41	147	1	29-17-1	193	1	70	340	15	47	256	3	13-9-0	171	2	60	427			
N 20	CLEMSON*	W	17-16	44,500	-	-	-	-	10	46	60	2	10-4-0	94	0	56	154	19	53	200	1	21-10-1	114	1	74	314			

1966 Record: 1-9, 1-3 ACC Coach: Paul Dietzel Captain: Bobby Bryant

Date	Opponent	W/L	Score	Att	TV	TMP	Rankings				-SC Rushing-				-SC Passing-				SC Total	Opp	-Opp Rushing-				-Opp. Passing-				Opp. Total
							SC	Opp	FD	Att	Yds	TD	A-C-I	Yds	TD	Plays	Yds	FD			Att	Yds	TD	A-C-I	Yds	TD	Plays	Yds	
S 17	at LSU	L	12-28	67,512	-	-	-	-	10	38	101	1	17-6-0	71	0	55	172	19	65	298	3	7-1-0	9	0	72	292			
S 24	MEMPHIS STATE	L	7-16	24,404	-	-	-	-	13	31	61	0	25-11-3	150	1	56	211	16	58	261	2	10-3-1	49	0	68	310			
O 01	GEORGIA	L	0-7	-	-	-	-	-	14	49	113	0	15-6-0	80	0	64	193	14	51	247	1	12-4-2	47	0	63	294			
O 08	at NC State*	W	31-21	35,200	-	70	-	-	15	42	201	1	13-7-1	102	2	55	303	25	60	212	1	29-11-2	141	1	55	353			
O 15	WAKE FOREST*	L	6-10	26,593	-	-	-	-	12	36	68	0	22-8-1	166	1	58	234	13	52	184	1	12-7-1	69	0					


1968 Record: 4-6, 4-3 ACC Coach: Paul Dietzel Captain: Johnny Gregory, Benny Galloway

Date	Opponent	W/L	Score	Att	TV	TMP	Rankings			-SC Rushing-			-SC Passing-			SC Total	Opp	-Opp. Rushing-			-Opp. Passing-			Opp. Total		
							SC	Opp	FD	Att	Yds	TD	A-C-I	Yds	TD			Plays	Yds	FD	Att	Yds	TD		A-C-I	Yds
S 21	DUKE*	L	7-14	42,234	-				19	52	201	1	34-17-1	209	0	86	410	17	42	84	1	26-16-0	214	1	68	298
S 28	at North Carolina*	W	32-27	28,000	-				14	49	168	3	17-9-1	159	1	66	325	20	65	206	2	20-10-0	146	1	85	352
O 05	GEORGIA	L	20-21	42,808	-			16	10	47	103	1	17-9-2	76	0	63	179	24	71	292	2	18-10-5	142	1	89	434
O 12	at NC State*	L	12-36	33,400	-				14	30	82	1	21-11-0	141	0	51	223	27	79	354	3	10-3-0	36	0	89	390
O 19	at Maryland*	L	19-21	28,200	-				22	35	97	1	46-17-5	273	2	81	370	12	9	241	1	15-5-1	69	1	84	310
O 26	FLORIDA STATE	L	28-35	42,038	-			20	25	38	160	2	37-24-3	324	2	75	484	28	37	131	1	43-25-1	437	4	80	568
N 02	at Virginia*	W	49-28	25,600	-				19	32	122	1	31-15-0	311	5	63	433	23	60	67	1	38-17-4	240	3	98	307
N 09	at Wake Forest*	W	34-21	16,000	-				15	57	209	1	21-10-1	161	4	78	370	12	43	77	2	27-12-5	128	1	70	205
N 16	VIRGINIA TECH	L	6-17	40,137	-				25	43	128	0	35-20-1	239	1	78	367	21	69	331	2	4-2-1	11	0	73	342
N 23	at Clemson*	W	7-3	53,000	-				23	62	187	1	37-18-5	213	0	99	400	6	37	100	0	23-8-4	56	0	60	156

1969 Record: 7-4, 6-0 ACC Coach: Paul Dietzel Captains: Don Buckner, Pat Watson

Date	Opponent	W/L	Score	Att	TV	TMP	Rankings			-SC Rushing-			-SC Passing-			SC Total	Opp	-Opp. Rushing-			-Opp. Passing-			Opp. Total		
							SC	Opp	FD	Att	Yds	TD	A-C-I	Yds	TD			Plays	Yds	FD	Att	Yds	TD		A-C-I	Yds
S 20	DUKE*	W	27-20	42,791	-				21	55	339	3	16-10-0	107	0	71	446	21	44	112	0	35-20-0	194	2	79	306
S 27	N. CAROLINA*	W	14-6	42,559	-				9	44	130	1	16-7-0	105	1	60	235	18	61	251	0	16-8-3	85	0	77	336
O 04	at Georgia	L	16-41	59,452	-			7	11	44	125	1	22-7-3	103	1	66	228	27	81	377	5	14-4-2	111	0	95	488
O 11	NC STATE*	W	21-16	42,786	-				17	44	157	2	21-14-0	181	0	65	338	18	53	147	1	14-10-0	131	1	67	278
O 18	at Virginia Tech	W	17-16	28,000	-				14	56	147	1	21-13-1	127	1	77	274	14	59	196	1	12-3-1	42	1	71	238
O 25	MARYLAND*	W	17-0	42,756	-				12	38	90	1	19-13-0	198	1	57	288	17	64	205	0	21-7-1	62	0	85	267
N 01	at Florida State	L	9-34	34,519	-				14	36	84	0	31-17-3	203	1	67	287	25	53	258	2	31-18-1	219	1	84	477
N 08	at Tennessee	L	14-29	62,868	-			3	20	52	204	1	34-16-3	142	1	86	346	14	43	101	0	23-10-0	214	3	66	315
N 15	at Wake Forest*	W	24-6	25,000	-				11	41	169	1	18-9-1	103	3	59	272	26	76	240	1	14-7-3	103	0	90	343
N 22	CLEMSON*	W	27-13	42,941	-				27	72	287	2	24-16-1	230	1	96	517	13	34	118	0	28-15-1	184	1	62	302
D 30	West Virginia	L	3-14	48,425	-				11	38	64	0	23-11-2	126	0	61	190	21	79	356	2	2-1-0	3	0	81	359

Peach Bowl



1970 Record: 4-6-1, 3-2-1 ACC Coach: Paul Dietzel Captains: Jimmy Poston, Dave DeCamilla

Date	Opponent	W/L	Score	Att	TV	TMP	Rankings			-SC Rushing-			-SC Passing-			SC Total	Opp	-Opp. Rushing-			-Opp. Passing-			Opp. Total		
							SC	Opp	FD	Att	Yds	TD	A-C-I	Yds	TD			Plays	Yds	FD	Att	Yds	TD		A-C-I	Yds
S 12	at Georgia Tech*	L	20-23	51,206	-				12	28	127	2	20-9-2	132	1	48	259	25	58	177	2	39-21-2	219	1	97	396
S 19	WAKE FOREST*	W	43-7	42,219	-				26	64	300	3	31-14-1	207	2	75	507	8	27	60	1	19-9-4	98	0	46	158
S 26	at NC State*	T	7-7	25,200	-				20	51	130	0	32-18-3	265	1	83	395	12	58	214	1	6-2-2	5	0	64	219
O 03	VIRGINIA TECH	W	24-7	41,563	-				24	55	215	3	33-20-1	230	0	88	445	10	36	102	1	19-6-3	78	0	55	180
O 10	at North Carolina*W	-	35-21	47,500	-			18	11	29	127	3	27-12-1	177	1	56	302	20	76	247	3	16-5-4	59	0	93	306
O 17	at Maryland*	L	15-21	15,400	-				16	32	26	0	44-21-2	299	2	76	325	15	67	206	1	14-5-1	75	1	81	281
O 24	FLORIDA STATE	L	13-21	42,537	-				13	34	58	0	33-15-1	148	2	67	206	18	51	105	2	33-17-0	169	0	84	274
O 31	at Georgia	L	34-52	57,391	ABC-R				14	27	14	0	28-13-2	276	2	55	290	30	68	218	5	28-17-3	305	1	96	523
N 07	TENNESSEE	L	18-20	42,788	-			8	17	41	133	1	30-16-4	241	1	71	374	22	39	122	0	48-18-2	262	2	87	384
N 14	DUKE	L	38-42	42,454	-				20	48	179	3	25-10-2	149	2	73	328	27	61	156	3	32-23-0	304	3	93	460
N 21	at Clemson	W	38-32	56,000	-				23	44	143	2	29-19-3	316	3	73	459	18	46	175	3	27-14-0	137	1	73	312

1971 Record: 6-5 Independent Coach: Paul Dietzel Captain: Dick Harris

Date	Opponent	W/L	Score	Att	TV	TMP	Rankings			-SC Rushing-			-SC Passing-			SC Total	Opp	-Opp. Rushing-			-Opp. Passing-			Opp. Total		
							SC	Opp	FD	Att	Yds	TD	A-C-I	Yds	TD			Plays	Yds	FD	Att	Yds	TD		A-C-I	Yds
S 11	GEORGIA TECH	W	24-7	54,842	-				16	51	76	1	22-10-2	113	0	73	189	13	40	94	0	31-13-3	118	0	71	212
S 18	at Duke	L	12-28	35,113	-			19	14	37	107	0	30-14-3	187	1	67	294	9	54	130	2	11-3-0	50	0	65	180
S 25	NC STATE	W	24-6	48,315	-				24	68	239	3	19-12-1	141	0	87	380	13	39	57	3	28-13-1	178	1	67	185
O 02	at Memphis State	W	7-3	20,666	-				13	57	158	1	19-8-3	96	0	76	254	10	41	103	0	20-6-1	99	0	61	202
O 09	VIRGINIA	W	34-14	43,861	-				10	57	147	4	19-5-1	44	1	76	191	9	39	154	2	28-5-3	63	0	67	217
O 16	MARYLAND	W	35-6	45,653	-				12	40	87	2	19-9-1	148	1	59	235	17	37	68	0	48-23-4	210	1	85	278
O 23	at Florida State	L	18-49	30,764	-				10	33	46	2	34-16-2	187	0	67	233	27	49	165	1	41-26-1	366	5	90	531
O 30	GEORGIA	L	0-24	54,613	-			7	11	31	-23	0	35-18-1	175	0	66	152	13	61	345	3	4-3-0	25	0	65	371
N 06	at Tennessee	L	6-35	63,509	-			11	15	43	154	0	32-12-5	161	0	75	315	13	51	146	3	20-8-4	75	0	71	225
N 20	WAKE FOREST	W	24-7	43,285	-				19	57	237	3	15-9-0	108	0	72	345	17	63	299	1	7-2-1	7	0	70	306
N 27	CLEMSON	L	7-17	57,242	-				14	37	110	1	29-10-6	102	0	56	212	17	63	184	1	14-5-1	41	1	77	225

1972 Record: 4-7 Independent Coach: Paul Dietzel Captain: Rick Brown

Date	Opponent	W/L	Score	Att	TV	TMP	Rankings		-SC Rushing-			-SC Passing-			SC Total	Opp	-Opp. Rushing-			-Opp. Passing-			Opp. Total			
							SC	Opp	FD	Att	Yds	TD	A-C-I	Yds			TD	Plays	Yds	FD	Att	Yds		TD	A-C-I	Yds
S 09	VIRGINIA	L	16-24	43,695	-	82	-	-	20	40	10	0	48-24-2	318	2	88	328	10	36	106	0	42-11-1	154	2	78	265
S 16	at Georgia Tech	L	6-34	48,224	-	-	-	-	16	41	65	0	26-11-2	154	0	67	219	16	46	172	2	17-9-0	100	1	63	272
S 23	OLE MISS	L	0-21	48,405	-	78	-	20	1	28	27	0	20-4-2	24	0	48	51	20	72	282	1	16-8-0	71	2	88	353
S 30	MEMPHIS ST.	W	34-7	37,893	-	70	-	-	20	55	217	1	15-7-1	177	4	70	394	13	39	66	1	26-15-0	132	0	65	198
O 14	APP. STATE	W	41-7	36,836	-	75	-	-	22	60	227	4	15-7-0	139	2	75	366	10	41	95	0	15-6-2	64	1	56	159
O 21	MIAMI (OHIO)	L	8-21	40,351	-	52	-	-	14	24	50	0	36-17-2	226	1	60	276	17	70	298	3	10-3-1	36	0	80	334
O 28	at NC State	L	24-42	32,200	-	59	-	-	20	33	78	1	39-20-2	228	1	72	306	25	75	330	6	17-5-3	85	0	92	415
N 04	WAKE FOREST	W	35-3	38,689	-	62	-	-	22	64	358	4	9-3-1	28	1	73	386	10	45	111	0	13-4-1	43	0	58	154
N 11	at Virginia Tech	L	20-45	30,000	-	52	-	-	19	30	17	1	47-20-3	222	2	77	239	28	46	135	3	49-31-2	413	2	95	538
N 18	FLORIDA STATE	W	24-21	35,585	-	51	-	-	19	62	184	0	16-12-2	173	3	78	357	14	28	117	0	28-13-4	186	3	56	303
N 25	at Clemson	L	6-7	45,000	-	39	-	-	14	45	166	1	19-9-2	156	0	64	322	9	59	205	1	6-3-0	33	0	65	238

1973 Record: 7-4 Independent Coach: Paul Dietzel Captains: Dana Carpenter, Darrell Austin

Date	Opponent	W/L	Score	Att	TV	TMP	Rankings		-SC Rushing-			-SC Passing-			SC Total	Opp	-Opp. Rushing-			-Opp. Passing-			Opp. Total			
							SC	Opp	FD	Att	Yds	TD	A-C-I	Yds			TD	Plays	Yds	FD	Att	Yds		TD	A-C-I	Yds
S 15	GEORGIA TECH	W	41-28	51,584	-	84	-	-	20	52	256	3	10-7-0	79	2	62	335	27	43	218	1	29-15-4	210	3	72	428
S 21	at Houston	L	19-27	24,019	-	72	-	16	13	36	124	1	24-11-0	136	0	60	260	21	67	312	3	18-6-1	118	0	85	430
S 29	MIAMI (OHIO)	L	11-13	41,606	-	86	-	-	9	41	91	0	19-8-3	78	1	60	169	13	57	197	1	15-6-2	59	0	72	256
O 06	at Virginia Tech	W	27-24	38,000	-	-	-	-	27	68	236	2	25-15-0	259	1	92	495	16	35	234	0	22-10-3	219	2	57	453
O 13	at Wake Forest	W	28-12	21,200	-	68	-	-	15	13	215	1	13-7-1	96	3	56	311	23	69	257	1	16-9-1	78	0	85	335
O 20	OHIO	W	38-22	39,021	-	72	-	-	26	67	431	5	5-1-0	25	0	72	456	16	42	133	2	17-12-1	161	1	59	294
O 27	LSU	L	29-33	51,039	-	75	-	9	24	53	216	2	21-12-0	216	2	74	432	26	66	346	3	9-5-0	117	1	75	463
N 03	NC STATE	L	35-56	52,320	-	71	-	-	19	46	280	5	15-7-0	109	0	61	389	27	64	330	6	21-12-1	226	2	85	556
N 10	APP. STATE	W	35-14	33,705	-	43	-	-	25	57	311	4	14-11-0	169	1	71	480	15	52	259	2	12-3-1	52	0	64	311
N 17	at Florida State	W	52-12	17,788	-	75	-	-	24	67	382	5	13-8-1	183	2	80	565	13	28	120	0	33-14-1	196	2	61	316
N 24	CLEMSON	W	32-20	55,615	-	-	-	-	26	68	359	4	20-9-1	157	0	88	516	14	48	251	3	15-3-1	45	0	63	296

1974 Record: 4-7 Independent Coach: Paul Dietzel Captains: Jay Hodgkin, Jerry Witherspoon

Date	Opponent	W/L	Score	Att	TV	TMP	Rankings		-SC Rushing-			-SC Passing-			SC Total	Opp	-Opp. Rushing-			-Opp. Passing-			Opp. Total			
							SC	Opp	FD	Att	Yds	TD	A-C-I	Yds			TD	Plays	Yds	FD	Att	Yds		TD	A-C-I	Yds
S 14	at Georgia Tech	L	20-35	47,171	-	-	-	-	18	45	231	2	12-8-0	129	1	57	360	29	71	487	5	8-5-1	31	0	79	518
S 21	DUKE	L	14-20	45,620	-	85	-	-	22	51	272	2	13-3-4	32	0	64	304	22	65	345	3	6-3-0	44	0	71	389
S 28	at Georgia	L	14-52	50,200	-	76	-	-	12	44	216	2	7-1-1	21	0	51	237	30	74	502	7	6-4-1	66	0	80	568
O 05	HOUSTON	L	14-24	38,147	-	69	-	-	13	45	105	1	22-11-0	166	1	67	271	21	62	310	3	11-6-1	117	0	73	427
O 12	VIRGINIA TECH	L	17-31	35,897	-	70	-	-	18	47	201	2	17-8-1	103	0	64	304	27	87	442	4	6-0-0	0	0	93	442
O 19	at Ole Miss	W	10-7	32,800	-	63	-	-	24	66	311	1	11-5-1	124	0	77	435	12	46	179	1	13-2-0	44	0	59	223
O 26	N. CAROLINA	W	31-23	41,512	-	74	-	-	25	80	468	4	4-1-0	15	0	84	483	24	54	296	3	20-14-0	151	0	74	420
N 02	at NC State	L	27-42	41,500	-	82	-	-	26	58	310	3	20-11-1	155	0	78	465	25	57	328	5	9-4-2	42	0	66	370
N 09	APP. STATE	W	21-18	32,285	-	59	-	-	20	58	286	3	4-3-0	90	0	62	376	24	65	264	2	14-6-2	77	0	79	341
N 16	WAKE FOREST	W	34-21	27,677	-	59	-	-	23	53	344	2	18-8-1	134	2	71	478	19	57	221	2	17-7-0	132	1	74	353
N 23	at Clemson	L	21-39	52,575	-	66	-	-	21	52	264	3	23-7-3	108	0	75	372	26	62	433	5	8-6-1	123	0	70	566

1975 Record: 7-5 Independent Coach: Jim Carlen Captains: Jeff Grantz, Garry Mott

Date	Opponent	W/L	Score	Att	TV	TMP	Rankings		-SC Rushing-			-SC Passing-			SC Total	Opp	-Opp. Rushing-			-Opp. Passing-			Opp. Total			
							SC	Opp	FD	Att	Yds	TD	A-C-I	Yds			TD	Plays	Yds	FD	Att	Yds		TD	A-C-I	Yds
S 13	GEORGIA TECH	W	23-17	51,428	-	70	-	-	19	49	179	1	19-14-1	223	2	68	402	16	59	281	1	5-4-0	80	1	64	361
S 20	at Duke	W	24-16	21,500	-	-	-	-	20	64	260	3	14-7-2	95	0	78	355	18	41	170	3	20-9-1	121	0	61	291
S 27	GEORGIA	L	20-28	56,944	-	65	-	-	23	49	177	1	24-14-1	180	1	73	357	25	73	403	4	3-2-0	19	0	76	422
O 04	BAYLOR	W	24-13	44,192	-	65	-	18	21	56	302	3	15-7-0	79	0	71	381	24	57	330	0	18-9-2	87	1	75	417
O 11	VIRGINIA	W	41-14	51,574	-	82	-	-	27	51	371	4	13-10-0	186	1	64	557	27	62	261	2	22-14-1	208	0	84	469
O 18	at Ole Miss	W	35-29	30,107	-	61	-	-	22	40	157	2	22-15-1	164	3	62	321	22	57	235	3	15-12-1	145	1	72	380
O 25	at LSU	L	6-24	61,445	-	75	20	-	21	44	186	0	38-14-3	196	1	82	382	16	55	190	2	13-7-0	143	1	68	333
N 01	at NC State	L	21-28	48,500	ABC-R	65	-	-	20	58	378	2	6-2-1	28	0	64	378	26	53	252	2	25-19-1	274	1	78	526
N 08	APP. STATE	L	34-39	37,489	-	77	-	-	26	49	320	3	16-8-1	178	2	65	498	30	74	360	3	14-10-1	146	2	88	506
N 15	WAKE FOREST	W	37-26	37,656	-	58	-	-	23	62	354	4	14-5-1	129	1	76	471	25	50	181	1	25-17-3	277	3	75	458
N 22	CLEMSON	W	56-20	57,197	-	50	-	-	30	66	458	3	12-9-0	158	5	78	616	23	46	232	2	21-11-1	161	1	67	393
D 20	Miami (Ohio)	L	7-20	20,247	-	68	-	-	19	30	56	1	29-18-1	228	0	59	284	19	60	238	2					



1977 Record: 5-7 Independent Coach: Jim Carlen Captains: Jerome Provence, David Prezioso

Table with columns: Date, Opponent, W/L, Score, Att, TV, TMP, Rankings (SC, Opp), -SC Rushing- (FD, Att, Yds, TD), -SC Passing- (A-C-I, Yds, TD), SC Total (Plays, Yds), Opp (FD, Att, Yds, TD), -Opp Rushing- (A-C-I, Yds, TD), -Opp. Passing- (A-C-I, Yds, TD), Opp. Total (Plays, Yds). Rows include games against APP. STATE, GEORGIA TECH, MIAMI (OHIO), GEORGIA, EAST CAROLINA, DUKE, Ole Miss, North Carolina, NC State, Wake Forest, CLEMSON, and Hawaii.

1978 Record: 5-5-1 Independent Coach: Jim Carlen Captains: Bill Janus, Tony Penny, Max Runager

Table with columns: Date, Opponent, W/L, Score, Att, TV, TMP, Rankings (SC, Opp), -SC Rushing- (FD, Att, Yds, TD), -SC Passing- (A-C-I, Yds, TD), SC Total (Plays, Yds), Opp (FD, Att, Yds, TD), -Opp Rushing- (A-C-I, Yds, TD), -Opp. Passing- (A-C-I, Yds, TD), Opp. Total (Plays, Yds). Rows include games against FURMAN, KENTUCKY, Duke, GEORGIA, Georgia Tech, OHIO, OLE MISS, N. CAROLINA, NC State, WAKE FOREST, and Clemson.

1979 Record: 8-4 Independent Coach: Jim Carlen Captains: Bill Lane, Fred David, Scott Wade

Table with columns: Date, Opponent, W/L, Score, Att, TV, TMP, Rankings (SC, Opp), -SC Rushing- (FD, Att, Yds, TD), -SC Passing- (A-C-I, Yds, TD), SC Total (Plays, Yds), Opp (FD, Att, Yds, TD), -Opp Rushing- (A-C-I, Yds, TD), -Opp. Passing- (A-C-I, Yds, TD), Opp. Total (Plays, Yds). Rows include games against North Carolina, W. MICHIGAN, DUKE, Georgia, OKLAHOMA ST., OLE MISS, Notre Dame, NC STATE, Florida State, WAKE FOREST, CLEMSON, and Missouri.

Hall of Fame Bowl

1980 Record: 8-4 Independent Coach: Jim Carlen Captains: Chuck Allen, George Rogers

Table with columns: Date, Opponent, W/L, Score, Att, TV, TMP, Rankings (SC, Opp), -SC Rushing- (FD, Att, Yds, TD), -SC Passing- (A-C-I, Yds, TD), SC Total (Plays, Yds), Opp (FD, Att, Yds, TD), -Opp Rushing- (A-C-I, Yds, TD), -Opp. Passing- (A-C-I, Yds, TD), Opp. Total (Plays, Yds). Rows include games against PACIFIC, WICHITA STATE, Southern Cal, Michigan, NC STATE, DUKE, CINCINNATI, Georgia, CITADEL, WAKE FOREST, Clemson, and Pittsburgh.

Gator Bowl

1981 Record: 6-6 Independent Coach: Jim Carlen Captains: Emanuel Weaver, Chuck Slaughter

Table with columns: Date, Opponent, W/L, Score, Att, TV, TMP, Rankings (SC, Opp), -SC Rushing- (FD, Att, Yds, TD), -SC Passing- (A-C-I, Yds, TD), SC Total (Plays, Yds), Opp (FD, Att, Yds, TD), -Opp Rushing- (A-C-I, Yds, TD), -Opp. Passing- (A-C-I, Yds, TD), Opp. Total (Plays, Yds). Rows include games against Wake Forest, OLE MISS, DUKE, Georgia, PITTSBURGH, Kentucky, VIRGINIA, North Carolina, NC STATE, PACIFIC, CLEMSON, and Hawaii.

1982 Record: 4-7 Independent Coach: Richard Bell Captains: Tim Dyches, Andrew Provence

Date	Opponent	W/L	Score	Att	TV	TMP	Rankings		-SC Rushing-			-SC Passing-			SC Total	Opp	-Opp. Rushing-			-Opp. Passing-			Opp. Total			
							SC	Opp	FD	Att	Yds	TD	A-C-I	Yds			TD	Plays	Yds	FD	Att	Yds		TD	A-C-I	Yds
S 04	PACIFIC	W	41-6	61,254	-	85	-	-	19	53	278	1	27-15-1	134	3	80	362	20	26	75	0	49-20-1	204	0	75	279
S 11	RICHMOND	W	30-10	52,288	-	78	-	-	21	53	276	3	23-9-1	107	0	76	383	15	39	12	0	32-16-2	172	1	71	184
S 18	DUKE	L	17-30	66,928	-	75	-	-	17	47	170	2	36-15-3	165	0	83	335	15	40	103	0	25-16-0	188	3	65	291
S 25	GEORGIA	L	18-34	74,200	USA	75	-	7	18	49	166	0	27-15-2	187	2	76	353	26	62	292	3	13-8-0	128	2	75	420
O 02	CINCINNATI	W	37-10	59,148	-	-	-	-	14	48	252	1	8-2-0	117	2	56	369	21	36	94	1	50-28-2	237	0	86	331
O 16	FURMAN	L	23-28	56,244	-	71	-	-	20	52	231	1	28-16-0	161	2	80	392	18	46	194	1	23-10-2	133	2	69	327
O 23	at LSU	L	6-14	78,944	WOLO	59	-	14	16	49	145	1	27-10-3	118	0	76	263	12	47	129	0	22-12-0	127	2	69	256
O 30	at NC State	L	3-33	42,300	-	68	-	-	12	40	133	0	35-16-3	130	0	75	263	25	60	345	4	16-6-1	85	0	76	430
N 06	FLORIDA STATE	L	26-56	62,821	-	52	-	12	20	62	209	1	28-10-3	81	1	90	290	21	33	99	4	39-21-2	437	3	72	536
N 13	NAVY	W	17-14	51,662	-	50	-	-	12	65	318	2	9-3-0	8	0	74	326	17	49	158	1	25-13-2	117	1	74	275
N 20	at Clemson	L	6-24	64,700	USA	52	-	10	14	43	145	0	22-12-1	83	0	65	228	19	62	209	3	15-9-1	161	0	77	370


1983 Record: 5-6 Independent Coach: Joe Morrison Captains: Mike Durrah, Dominique Blasingame

Date	Opponent	W/L	Score	Att	TV	TMP	Rankings		-SC Rushing-			-SC Passing-			SC Total	Opp	-Opp. Rushing-			-Opp. Passing-			Opp. Total			
							SC	Opp	FD	Att	Yds	TD	A-C-I	Yds			TD	Plays	Yds	FD	Att	Yds		TD	A-C-I	Yds
S 03	N. CAROLINA	L	8-24	72,400	-	82	-	11	12	35	115	0	17-10-2	86	1	52	201	21	59	210	2	18-13-0	166	1	77	376
S 10	MIAMI (OHIO)	W	24-3	63,475	-	81	-	-	17	51	169	2	13-10-1	179	1	64	348	19	42	47	0	40-24-1	221	0	82	268
S 17	at Duke	W	31-24	20,500	-	85	-	-	26	45	220	2	25-18-0	265	2	70	485	24	36	121	2	47-31-1	226	1	83	447
S 24	at Georgia	L	13-31	82,122	-	74	-	14	16	40	139	1	21-8-1	151	0	61	290	25	56	344	3	22-15-0	161	1	78	505
O 01	SOUTHERN CAL	W	38-14	74,200	-	72	-	-	21	60	292	5	13-2-1	26	0	73	318	14	41	49	2	24-10-2	145	0	65	194
O 08	NOTRE DAME	L	6-30	74,500	ESPN	68	-	-	16	48	157	1	25-10-2	82	0	73	239	17	48	199	1	14-9-0	163	2	62	362
O 22	at LSU	L	6-20	71,951	WOLO	69	-	-	11	44	119	0	18-7-4	84	0	62	203	13	42	154	1	25-13-1	194	1	67	348
O 29	NC STATE	W	31-17	69,400	WTBS	67	-	-	17	50	156	2	26-13-4	194	0	76	350	13	40	107	2	35-21-5	262	0	75	369
N 05	at Florida State	L	30-45	55,542	-	55	-	-	23	37	256	2	29-17-1	207	2	66	463	27	65	298	3	15-9-1	198	2	80	496
N 12	NAVY	W	31-7	64,800	-	50	-	-	18	55	289	3	20-9-3	75	0	75	364	9	39	108	1	19-9-1	75	0	58	183
N 19	CLEMSON	L	13-22	74,550	ESPN	-	-	13	19	43	138	1	23-12-2	179	0	66	317	18	56	222	2	12-6-2	82	0	68	304

1984 Record: 10-2 Independent Coach: Joe Morrison Captains: Bryant Gilliard, Del Wilkes, Harry South

Date	Opponent	W/L	Score	Att	TV	TMP	Rankings		-SC Rushing-			-SC Passing-			SC Total	Opp	-Opp. Rushing-			-Opp. Passing-			Opp. Total			
							SC	Opp	FD	Att	Yds	TD	A-C-I	Yds			TD	Plays	Yds	FD	Att	Yds		TD	A-C-I	Yds
S 08	CITADEL	W	31-24	71,200	-	76	-	-	21	44	203	2	21-13-1	278	2	65	481	17	34	93	0	38-20-1	181	3	72	274
S 22	DUKE	W	21-0	68,300	-	83	-	-	19	52	265	2	12-9-0	100	1	64	365	17	37	50	0	32-19-2	212	0	69	262
S 29	GEORGIA	W	17-10	74,325	-	72	-	12	18	55	165	2	17-11-1	195	0	72	360	12	39	147	0	20-10-1	125	1	59	272
O 06	KANSAS STATE	W	49-17	67,200	-	81	-	-	24	63	350	5	11-6-0	126	2	74	476	14	54	164	1	16-9-0	82	0	70	246
O 13	PITTSBURGH	W	45-21	73,100	KATZ	79	17	-	22	52	245	2	26-13-2	198	4	78	443	16	45	108	2	32-11-2	177	1	77	285
O 20	at Notre Dame	W	36-32	59,075	TCS-M	56	11	-	20	62	256	5	15-5-2	81	0	77	337	20	44	149	2	30-16-2	266	2	74	415
O 27	EAST CAROLINA	W	42-20	73,800	-	80	9	-	20	43	273	4	24-13-1	286	2	67	559	21	59	196	0	28-10-4	183	2	87	379
N 03	at NC State	W	35-28	46,200	-	49	5	-	27	55	295	3	22-12-0	239	1	77	534	27	52	244	2	24-14-0	192	1	77	436
N 10	FLORIDA STATE	W	38-26	75,000	ABC	74	5	11	15	50	235	2	18-9-0	239	2	68	474	25	38	145	1	49-22-7	348	1	87	493
N 17	at Navy	L	21-38	27,234	TCS-M	46	2	-	21	47	102	2	32-18-4	286	1	79	388	19	47	196	3	22-11-2	156	2	69	352
N 24	at Clemson	W	22-21	80,500	ESPN	-	9	-	17	48	268	2	25-6-0	112	0	73	380	20	50	220	3	21-8-1	220	0	71	318
D 28	Oklahoma State	L	14-21	82,138	ABC	70	7	9	15	42	104	0	21-8-1	194	1	63	298	21	43	165	1	42-25-1	211	2	85	376

Gator Bowl



1984 Final A.P. Poll		
1.	BYU	13-0 1160
2.	Washington	11-1 1140
3.	Florida	9-1-1 1092
4.	Nebraska	10-2 1017
5.	Boston College	10-2 932
6.	Oklahoma	9-2-1 883
7.	Oklahoma State	10-2 864
8.	SMU	10-2 761
9.	UCLA	9-3 613
10.	Southern California	9-3 596
11.	South Carolina	10-2 557
12.	Maryland	9-3 552
13.	Ohio State	9-3 497
14.	Auburn	9-4 432
15.	LSU	8-3-1 314
16.	Iowa	8-4-1 228
17.	Florida State	7-3-2 207
18.	Miami (Fla.)	8-5 166
19.	Kentucky	9-3 152
20.	Virginia	8-2-2 119

1985 Record: 5-6 Independent Coach: Joe Morrison Captains: Thomas Dendy, Jim Desmond, Tony Guyton

Date	Opponent	W/L	Score	Att	TV	TMP	Rankings		-SC Rushing-				-SC Passing-			SC Total	Opp	-Opp. Rushing-				-Opp. Passing-			Opp. Total	
							SC	Opp	FD	Att	Yds	TD	A-C-I	Yds	TD			Plays	Yds	FD	Att	Yds	TD	A-C-I		Yds
A 31	CITADEL	W	56-17	73,500	-	80	-	-	27	62	440	5	21-10-0	196	2	83	636	16	25	54	1	41-23-2	272	1	66	331
S 07	APP STATE	W	20-13	73,100	-	86	18	-	24	52	171	1	25-17-1	307	1	77	478	16	42	262	1	16-5-3	62	0	58	324
S 21	MICHIGAN	L	3-34	74,200	ABC	85	15	19	13	39	167	0	24-9-2	35	0	63	202	22	61	324	4	24-13-1	183	0	85	507
S 28	at Georgia	L	21-35	82,122	-	70	-	-	25	48	205	2	26-17-1	238	1	74	443	23	51	335	4	13-8-0	131	1	64	466
O 05	at Pittsburgh	L	7-42	32,277	ESPN	55	-	-	9	32	37	0	32-9-3	119	1	55	156	27	59	224	5	31-18-0	198	1	90	422
O 12	DUKE	W	28-7	71,150	-	73	-	-	17	52	227	2	15-8-2	103	1	67	330	18	44	63	1	31-18-3	143	0	75	206
O 26	at East Carolina	W	52-10	35,047	-	69	-	-	28	61	317	5	18-11-0	223	2	79	540	16	45	122	0	24-10-1	141	1	69	263
N 02	NC STATE	L	17-21	69,100	-	65	-	-	17	49	91	2	29-15-0	228	0	78	319	16	38	53	0	32-19-3	289	3	70	342
N 09	at Florida State	L	14-56	54,121	ESPN	64	-	16	15	35	102	0	41-17-2	234	2	76	336	25	56	409	4	15-10-0	133	3	76	336
N 16	NAVY	W	34-31	69,542	-	65	-	-	24	73	398	4	9-4-1	63	0	82	461	28	41	146	3	44-26-1	307	1	85	453
N 23	CLEMSON	L	17-24	75,026	-	60	-	-	21	49	207	2	26-16-1	178	0	75	385	21	63	291	2	13-5-0	58	0	76	349


1986 Record: 3-6-2 Independent Coach: Joe Morrison Captains: Scott Hagler, Kenneth Robinson, Anthony Smith

Date	Opponent	W/L	Score	Att	TV	TMP	Rankings		-SC Rushing-				-SC Passing-			SC Total	Opp	-Opp. Rushing-				-Opp. Passing-			Opp. Total	
							SC	Opp	FD	Att	Yds	TD	A-C-I	Yds	TD			Plays	Yds	FD	Att	Yds	TD	A-C-I		Yds
A 30	MIAMI (FLA.)	L	14-34	73,500	ESPN	65	-	3	15	32	39	0	38-18-4	227	2	70	266	21	40	169	3	32-17-1	231	1	72	400
S 06	at Virginia	L	20-30	34,700	JP-R	-	-	-	17	41	187	3	27-12-2	155	0	68	342	23	55	268	1	26-10-1	271	2	81	539
S 13	W. CAROLINA	W	45-24	65,731	-	85	-	-	29	60	213	3	25-17-1	260	3	85	473	20	16	5	0	49-23-2	317	3	65	322
S 27	GEORGIA	L	26-31	74,200	ESPN	84	-	-	24	33	104	1	31-21-4	342	3	64	446	20	56	245	1	21-10-2	198	2	77	443
O 04	NEBRASKA	L	24-27	73,109	-	91	-	3	24	39	91	2	38-26-1	286	1	77	377	20	52	242	2	19-9-0	196	1	71	438
O 11	at Virginia Tech	T	27-27	40,700	-	54	-	-	24	44	149	1	37-20-1	394	2	81	543	15	40	130	1	23-12-2	175	1	63	305
O 25	EAST CAROLINA	W	38-3	68,327	-	64	-	-	23	33	111	0	28-21-1	390	5	61	501	16	46	177	0	22-9-1	53	0	68	230
N 01	at NC State	L	22-23	50,230	-	61	-	16	19	37	107	1	37-22-3	297	1	74	404	18	47	124	2	28-10-2	153	1	75	277
N 08	FLORIDA STATE	L	28-45	71,689	-	85	-	-	16	27	40	2	34-21-3	287	2	61	327	26	52	267	4	29-19-3	279	1	81	546
N 15	WAKE FOREST	W	48-21	64,186	-	47	-	-	28	52	228	2	29-21-2	274	3	81	502	19	25	50	1	37-18-2	148	2	62	198
N 22	at Clemson	T	21-21	82,500	-	55	-	19	15	24	43	1	32-17-1	275	1	56	318	19	67	237	1	20-6-1	99	1	87	336

1987 Record: 8-4 Independent Coach: Joe Morrison Captains: Brad Edwards, Sterling Sharpe

Date	Opponent	W/L	Score	Att	TV	TMP	Rankings		-SC Rushing-				-SC Passing-			SC Total	Opp	-Opp. Rushing-				-Opp. Passing-			Opp. Total	
							SC	Opp	FD	Att	Yds	TD	A-C-I	Yds	TD			Plays	Yds	FD	Att	Yds	TD	A-C-I		Yds
S 05	APP STATE	W	24-3	68,830	-	72	-	-	31	43	135	3	44-30-2	329	0	87	464	8	32	95	0	23-10-2	96	0	55	191
S 12	W. CAROLINA	W	31-6	66,573	-	73	-	-	22	33	168	1	37-18-4	257	3	73	425	15	33	38	0	42-18-1	193	0	75	231
S 26	at Georgia	L	6-13	82,122	-	82	-	20	21	25	68	0	51-29-2	306	0	76	374	18	56	131	1	13-8-1	110	0	69	241
O 03	at Nebraska	L	21-30	76,061	ESPN	62	-	2	18	22	14	1	36-17-3	256	2	58	242	24	68	268	-	17-7-2	138	1	85	406
O 10	VIRGINIA TECH	W	40-10	73,150	-	73	-	-	29	32	151	3	47-29-0	351	1	79	502	10	30	86	1	31-16-2	101	0	61	187
O 17	VIRGINIA	W	58-10	67,638	-	73	-	-	25	51	286	4	33-19-4	286	1	84	572	18	37	96	0	36-18-1	210	1	73	306
O 24	EAST CAROLINA	W	34-12	69,131	-	74	-	-	27	43	116	3	34-21-1	425	1	77	541	15	38	196	0	34-21-3	104	0	64	300
O 31	NC STATE	W	48-0	74,200	-	82	19	-	22	58	215	5	27-14-1	183	0	85	398	3	30	-13	0	21-7-3	49	0	51	36
N 14	at Wake Forest	W	30-0	34,720	-	68	14	-	24	50	239	2	37-20-2	212	0	87	451	4	18	3	0	25-9-3	63	0	46	66
N 21	CLEMSON	W	20-7	75,043	ESPN	44	12	8	15	43	117	1	20-11-0	185	0	63	302	8	44	75	1	21-7-3	91	0	63	166
D 05	at Miami	L	16-20	63,317	ESPN	58	8	2	14	38	103	0	28-10-2	141	1	66	244	20	33	98	1	40-22-2	310	2	73	371
D 31	LSU	L	13-30	82,119	CBS	68	9	7	21	33	25	1	47-28-4	304	0	80	329	17	39	122	0	32-20-0	224	3	71	346

Gator Bowl



1987 Final A.P. Poll

1. Miami (Fla.) 12-0 1140
2. Florida State 11-1 1071
3. Oklahoma 11-1 1008
4. Syracuse 11-0-1 966
5. LSU 10-1-1 864
6. Nebraska 10-2 825
7. Auburn 9-1-2 795
8. Michigan State 9-2-1 768
9. UCLA 10-2 641
10. Texas A&M 10-2 629
11. Oklahoma State 10-2 542
12. Clemson 10-2 537
13. Georgia 9-3 423
14. Tennessee 10-2-1 379
15. **South Carolina 8-4 306**
16. Iowa 10-3 296
17. Notre Dame 8-4 219
18. Southern California 8-4 158
19. Michigan 8-4 137
20. Arizona State 7-4-1 48

1988 Record: 8-4 Independent Coach: Joe Morrison Captains: Randy Harwell, Kevin Hendrix, Robert Robinson																										
Date	Opponent	W/L	Score	Att	TV	TMP	Rankings	SC	Opp	FD	Att	Yds	TD	-SC Rushing-	A-C-I	Yds	TD	SC	Total	Opp	-Opp Rushing-	A-C-I	Yds	TD	Opp. Total	
S 03	N. CAROLINA	W	31-10	73,275	-	80	19	-	-	23	41	166	2	38-23-0	290	2	79	456	15	31	139	1	39-14-0	126	0	70 265
S 10	W. CAROLINA	W	38-0	68,800	-	77	16	-	-	25	59	256	4	22-15-0	196	1	81	452	6	26	34	0	28-11-1	89	0	54 123
S 17	E. CAROLINA	W	17-0	66,000	-	72	14	-	-	14	25	49	0	24-14-0	235	2	49	284	24	51	232	0	22-10-2	104	0	73 336
S 24	GEORGIA	W	23-10	74,800	-	80	14	6	6	24	28	76	1	43-28-1	321	1	71	397	14	41	102	1	26-16-1	139	0	67 241
O 01	APP. STATE	W	35-9	71,380	-	82	8	-	-	16	34	99	5	35-20-3	211	0	69	310	17	35	33	0	40-19-3	207	1	75 240
O 08	at Virginia Tech	W	26-24	42,845	-	50	8	-	-	18	27	0	1	55-23-5	263	1	82	263	14	37	74	2	43-17-3	143	1	80 217
O 15	at Georgia Tech	L	0-34	45,103	WTBS	70	8	-	-	15	28	91	0	35-15-4	151	0	63	242	21	52	192	3	22-14-0	170	1	74 362
O 29	at NC State	W	23-7	54,800	ESPN	50	17	-	-	20	62	184	1	23-13-1	172	1	85	356	12	24	27	1	40-17-3	252	0	64 279
N 05	FLORIDA STATE	L	0-59	75,000	ESPN	50	15	5	5	13	42	126	0	23-9-3	79	0	65	205	30	41	257	4	28-22-1	381	4	69 638
N 12	NAVY	W	19-8	66,000	-	60	-	-	-	13	33	108	1	33-16-1	170	0	66	278	10	47	96	1	20-6-1	65	0	67 161
N 19	at Clemson	L	10-29	84,867	JP-R	55	-	15	15	16	32	116	0	30-11-1	141	1	62	257	23	55	225	3	26-13-0	192	0	81 417
D 28	Indiana	L	10-34	39,210	Raycom	38	-	-	-	12	27	23	1	37-15-3	130	0	64	153	23	46	185	2	32-17-1	390	2	78 575

Liberty Bowl

1989 Record: 6-4-1 Independent Coach: Sparky Woods Captains: Todd Ellis, Scott Windsor																										
Date	Opponent	W/L	Score	Att	TV	TMP	Rankings	SC	Opp	FD	Att	Yds	TD	-SC Rushing-	A-C-I	Yds	TD	SC	Total	Opp	-Opp Rushing-	A-C-I	Yds	TD	Opp. Total	
S 02	DUKE	W	27-21	74,232	-	86	-	-	-	21	50	183	3	25-14-1	192	0	75	375	26	26	104	1	43-29-3	350	2	69 454
S 09	VIRGINIA TECH	T	17-17	71,842	-	85	-	-	-	16	35	111	1	23-10-1	136	1	58	247	17	49	143	2	33-16-1	212	0	82 355
S 16	at West Virginia	L	21-45	66,015	-	69	-	12	12	19	30	82	0	40-21-2	256	3	70	338	29	58	335	3	24-18-0	258	2	82 589
S 23	GEORGIA TECH	W	21-10	70,018	-	79	-	-	-	21	49	171	1	33-21-0	185	1	82	356	16	24	145	0	32-17-2	175	1	56 320
S 30	at Georgia	W	24-20	80,961	-	66	-	23	17	43	107	1	16-11-0	126	2	59	233	22	52	158	1	25-13-2	134	2	77 292	
O 07	E. CAROLINA	W	47-14	65,600	-	84	-	-	-	30	49	183	3	36-19-1	399	3	85	582	12	32	72	1	32-14-2	231	1	64 303
O 21	W. CAROLINA	W	24-3	62,000	-	66	24	-	-	27	56	316	3	21-10-1	127	0	77	443	9	32	65	0	18-8-1	114	0	50 169
O 28	NC STATE	L	10-20	74,248	-	78	25	20	10	44	93	1	13-4-1	65	0	57	158	20	43	152	1	31-22-0	294	1	74 446	
N 04	at Florida State	L	10-35	61,852	-	79	-	6	6	12	43	132	0	26-12-1	105	1	69	237	28	31	134	2	49-26-2	361	3	75 501
N 11	at North Carolina	W	27-20	44,200	-	69	-	-	-	18	52	230	3	18-5-1	54	0	70	284	16	34	85	1	36-16-1	201	2	70 286
N 18	CLEMSON	L	0-45	74,509	ESPN	45	-	15	11	35	119	0	15-7-3	36	0	50	155	24	63	355	5	9-8-1	111	1	72 466	

1990 Record: 6-5 Independent Coach: Sparky Woods Captains: Ike Harris, Corey Miller, Kurt Wilson																										
Date	Opponent	W/L	Score	Att	TV	TMP	Rankings	SC	Opp	FD	Att	Yds	TD	-SC Rushing-	A-C-I	Yds	TD	SC	Total	Opp	-Opp Rushing-	A-C-I	Yds	TD	Opp. Total	
S 01	DUKE	W	21-10	71,606	GCN-R	80	-	-	-	16	45	85	1	23-16-1	177	2	68	262	10	28	56	1	25-11-2	121	0	53 177
S 08	N. CAROLINA	W	27-5	73,500	GCN-R	86	-	-	-	22	41	104	1	40-24-0	268	2	81	372	13	37	91	0	26-11-2	115	0	63 206
S 22	at Virginia Tech	W	35-24	41,462	GCN-R	69	-	-	-	25	50	131	3	25-15-0	251	2	75	382	16	36	122	0	29-13-2	196	3	65 318
S 29	at Georgia Tech	L	6-27	46,011	ESPN	78	25	-	-	13	28	40	0	32-15-3	156	0	60	196	17	53	210	3	20-11-2	136	0	73 346
O 13	E. CAROLINA	W	37-7	62,000	-	74	-	-	-	33	75	415	4	22-12-1	211	1	97	626	6	28	87	1	17-3-1	28	0	45 115
O 20	CITADEL	L	35-38	63,000	-	60	-	-	-	20	40	193	3	23-16-1	287	2	63	480	20	63	271	5	10-7-0	125	0	73 396
O 27	at NC State	L	29-38	45,800	-	53	-	-	-	22	29	105	1	46-27-1	356	3	75	461	22	51	244	3	24-14-0	215	2	75 459
N 03	FLORIDA STATE	L	10-41	71,438	GCN-R	78	-	12	13	28	62	0	21-13-2	186	1	49	248	25	58	344	5	24-15-0	148	0	82 492	
N 10	S. ILLINOIS	W	38-13	52,812	-	48	-	-	-	29	57	280	2	26-16-1	247	3	84	527	12	32	102	0	27-10-1	139	2	59 241
N 17	at Clemson	L	15-24	84,000	GCN-R	57	-	17	16	35	85	1	30-11-1	163	0	65	248	14	58	242	3	7-3-1	59	1	65 301	
N 22	WEST VIRGINIA	W	29-10	64,251	ESPN	55	-	-	-	26	55	225	2	28-18-0	229	0	83	454	15	34	167	1	22-10-2	136	0	55 303

1991 Record: 3-6-2 Independent Coach: Sparky Woods Captains: Jay Killen, Eddie Miller																										
Date	Opponent	W/L	Score	Att	TV	TMP	Rankings	SC	Opp	FD	Att	Yds	TD	-SC Rushing-	A-C-I	Yds	TD	SC	Total	Opp	-Opp Rushing-	A-C-I	Yds	TD	Opp. Total	
S 07	DUKE	T	24-24	71,200	-	82	-	-	-	19	38	129	0	25-15-1	177	2	63	306	21	30	45	1	50-32-0	323	2	80 368
S 14	at West Virginia	L	16-21	51,989	-	78	-	-	-	18	27	76	2	34-18-0	237	0	61	313	23	52	196	2	24-15-3	176	1	76 372
S 21	VIRGINIA TECH	W	28-21	68,200	-	68	-	-	-	18	41	90	2	24-17-0	238	2	65	328	24	41	200	1	34-21-2	203	2	75 403
S 28	at East Carolina	L	20-31	33,100	-	71	-	-	-	28	40	130	2	47-30-2	343	1	87	473	19	32	154	0	31-18-0	347	4	63 501
O 05	EAST TENN. ST.	W	55-7	55,832	-	85	-	-	-	26	52	362	7	17-12-0	167	1	69	529	11	27	51	0	39-18-4	179	1	65 230
O 12	LA. TECH	T	12-12	52,400	-	82	-	-	-	16	28	49	0	28-17-1	260	2	56	309	19	42	166	0	30-19-2	214	1	72 380
O 19	GEORGIA TECH	W	23-14	67,220	-	83	-	-	-	19	36	81	2	32-18-0	254	1	68	335	23	37	113	0	41-23-1	276	2	78 389
N 02	NC STATE	L	21-38	67,900	ESPN	64	-	19	11	12	40	1	37-24-0	254	2	49	294	23	66	304	3	18-8-0	132	2	84 436	
N 09	at Florida State	L	10-38	60,244	JP-R	52	-	1	15	30	92	0	36-15-1	216	1	66	308	23	36	210	1	37-21-1	187	3	73 397	
N 16	at North Carolina	L	17-21	47,500	-	75	-	-	-	21	36	89	0	41-24-1	243	2	77	332	16	42	192	1	24-14-0	119	2	66 311
N 23	CLEMSON	L	24-41	74,200	-	72	-	14	16	19	15	2	46-26-2	303	1	65	318	28	62	272	4	15-13-1	231	1	77 503	

1992 Record: 5-6, 3-5 SEC Coach: Sparky Woods Captains: Ernest Dixon, Antoine Rivens																									
Date	Opponent	W/L	Score	Att	TV	TMP	Rankings	SC	Opp	FD	Att	Yds	TD	-SC Rushing-	A-C-I	Yds	TD	SC	Total	Opp	-Opp Rushing-	A-C-I	Yds	TD	Opp. Total
S 05	GEORGIA*	L	6-28	75,060	-	78																			



1993 Record: 4-7, 2-6 SEC Coach: Sparky Woods Captains: Rob DeBoer, Ernest Dixon

Table with columns: Date, Opponent, W/L, Score, Att, TV, TMP, Rankings (SC, Opp), SC (FD, Att, Yds, TD), -SC Rushing (Att, Yds, TD), -SC Passing (A-C-I, Yds, TD), SC (Plays, Yds), Total (FD, Att, Yds, TD), Opp (FD, Att, Yds, TD), -Opp Rushing (Att, Yds, TD), -Opp Passing (A-C-I, Yds, TD), Opp (Plays, Yds)

1994 Record: 7-5, 4-4 SEC Coach: Brad Scott Captains: Brandon Bennett, Toby Cates, Tony Watkins

Table with columns: Date, Opponent, W/L, Score, Att, TV, TMP, Rankings (SC, Opp), SC (FD, Att, Yds, TD), -SC Rushing (Att, Yds, TD), -SC Passing (A-C-I, Yds, TD), SC (Plays, Yds), Total (FD, Att, Yds, TD), Opp (FD, Att, Yds, TD), -Opp Rushing (Att, Yds, TD), -Opp Passing (A-C-I, Yds, TD), Opp (Plays, Yds)

1995 Record: 4-6-1, 2-5-1 SEC Coach: Brad Scott Captains: Hank Campbell, Steve Taneyhill

Table with columns: Date, Opponent, W/L, Score, Att, TV, TMP, Rankings (SC, Opp), SC (FD, Att, Yds, TD), -SC Rushing (Att, Yds, TD), -SC Passing (A-C-I, Yds, TD), SC (Plays, Yds), Total (FD, Att, Yds, TD), Opp (FD, Att, Yds, TD), -Opp Rushing (Att, Yds, TD), -Opp Passing (A-C-I, Yds, TD), Opp (Plays, Yds)

1996 Record: 6-5, 4-4 SEC Coach: Brad Scott Captains: Randy Wheeler, Benji Young

Table with columns: Date, Opponent, W/L, Score, Att, TV, TMP, Rankings (SC, Opp), SC (FD, Att, Yds, TD), -SC Rushing (Att, Yds, TD), -SC Passing (A-C-I, Yds, TD), SC (Plays, Yds), Total (FD, Att, Yds, TD), Opp (FD, Att, Yds, TD), -Opp Rushing (Att, Yds, TD), -Opp Passing (A-C-I, Yds, TD), Opp (Plays, Yds)

1997 Record: 5-6, 3-5 SEC Coach: Brad Scott Captains: Ed Hrubiec, Lee Wiggins

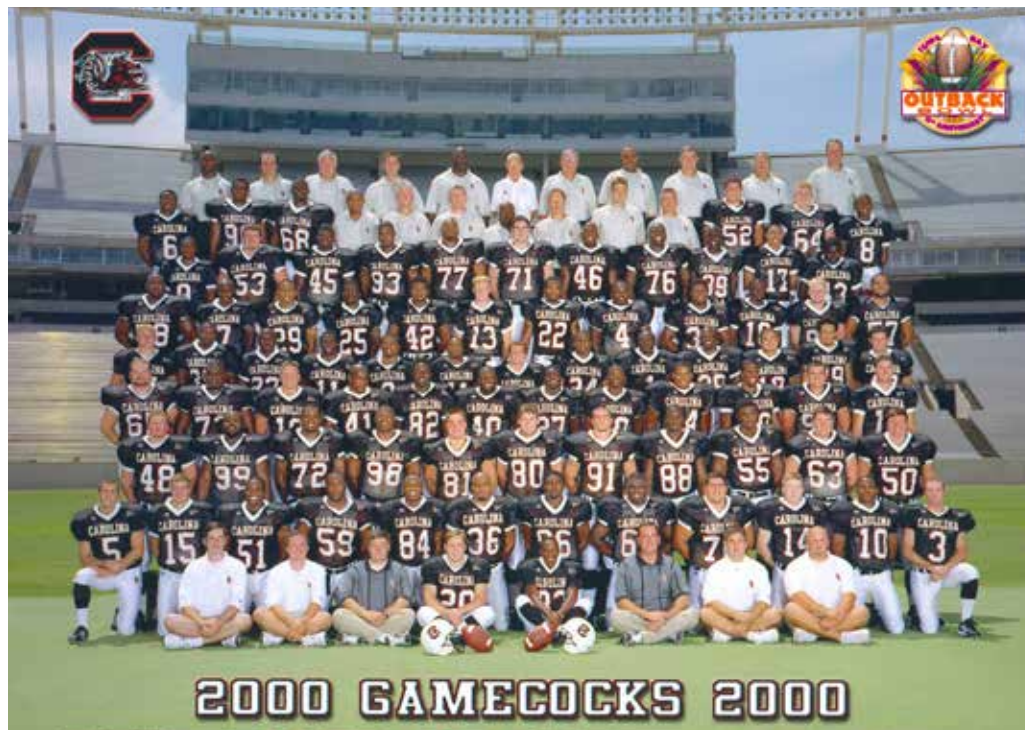
Table with columns: Date, Opponent, W/L, Score, Att, TV, TMP, Rankings (SC, Opp), SC (FD, Att, Yds, TD), -SC Rushing (Att, Yds, TD), -SC Passing (A-C-I, Yds, TD), SC (Plays, Yds), Total (FD, Att, Yds, TD), Opp (FD, Att, Yds, TD), -Opp Rushing (Att, Yds, TD), -Opp Passing (A-C-I, Yds, TD), Opp (Plays, Yds)

1998		Record: 1-10, 0-8 SEC				Coach: Brad Scott				Captains: Zola Davis, Ryan Koop, Homer Torrance																
Date	Opponent	W/L	Score	Att	TV	TMP	Rankings		SC	-SC Rushing-			-SC Passing-			SC	Total	Opp	-Opp Rushing-			-Opp. Passing-			Opp.	Total
							SC	Opp	FD	Att	Yds	TD	A-C-I	Yds	TD	Plays	Yds	FD	Att	Yds	TD	A-C-I	Yds	TD	Plays	Yds
S 05	BALL STATE	W	38-20	78,830		83	-	-	24	43	222	2	25-16-1	199	3	68	411	18	51	201	3	20-9-1	94	0	71	273
S 12	GEORGIA*	L	3-17	83,411	ESPN2	86	-	15	13	40	134	0	24-8-2	43	0	64	132	17	43	194	2	18-9-1	133	0	61	325
S 19	MARSHALL	L	21-24	78,717		82	-	-	22	38	178	1	33-19-2	280	1	71	458	20	39	133	1	32-21-0	177	2	71	310
S 26	MISSISSIPPI ST.*	L	0-38	70,052	JP-R	85	-	-	22	40	246	0	28-9-0	187	0	72	312	15	41	251	6	12-6-0	71	0	53	322
O 03	at Ole Miss*	L	28-30	42,884		77	-	-	24	28	95	2	40-26-1	307	2	68	402	19	43	212	3	20-13-0	242	1	63	454
O 10	at Kentucky*	L	28-33	57,739		66	-	-	20	26	85	2	46-19-0	368	2	72	453	25	40	211	1	42-29-0	315	3	82	526
O 17	ARKANSAS*	L	28-41	67,930		80	-	17	28	42	131	0	40-21-3	249	4	82	380	21	41	178	2	22-10-0	159	3	63	337
O 24	at Vanderbilt*	L	14-17	29,721		70	-	-	25	43	117	1	34-28-1	295	1	81	412	17	35	86	2	30-15-1	279	0	65	365
O 31	TENNESSEE*	L	14-49	69,523	JP-R	80	-	3	19	33	87	0	34-18-1	256	1	67	343	25	38	221	3	25-24-0	340	5	63	561
N 14	at Florida*	L	14-33	80,072	JP-R	75	-	4	17	31	83	1	44-25-1	198	2	75	281	26	23	136	0	46-25-1	414	3	69	550
N 21	at Clemson	L	19-28	83,500	ESPN2	51	-	-	20	40	100	2	33-15-3	223	1	73	323	20	40	169	2	31-16-1	173	2	71	342

1999		Record: 0-11, 0-8 SEC				Coach: Lou Holtz				Captains: John Abraham, Corey Atkins, Trey Pennington																
Date	Opponent	W/L	Score	Att	TV	TMP	Rankings		SC	-SC Rushing-			-SC Passing-			SC	Total	Opp	-Opp Rushing-			-Opp. Passing-			Opp.	Total
							SC	Opp	FD	Att	Yds	TD	A-C-I	Yds	TD	Plays	Yds	FD	Att	Yds	TD	A-C-I	Yds	TD	Plays	Yds
S 04	at NC State	L	0-10	51,500	ESPN	71	-	24	11	53	153	0	18-5-1	79	0	71	232	6	38	78	1	7-3-0	18	0	45	96
S 11	at Georgia*	L	9-24	86,117	ESPN2	83	-	12	12	30	46	0	28-12-2	172	1	58	218	21	43	180	2	38-21-0	251	1	81	431
S 18	EAST CAROLINA	L	3-21	82,605		75	-	-	20	41	129	0	35-14-3	173	0	76	302	15	40	192	2	21-10-0	82	1	61	274
S 25	at Mississippi St.*	L	0-17	37,693		84	-	23	20	50	116	0	28-13-2	180	0	78	296	9	31	88	1	16-9-0	93	1	47	181
O 02	OLE MISS*	L	10-36	81,600		75	-	-	10	36	16	1	15-8-0	147	0	51	163	18	43	248	3	16-13-0	145	1	59	393
O 09	KENTUCKY*	L	10-30	73,150		78	-	-	9	30	55	0	19-7-2	178	1	49	233	24	39	74	2	35-23-1	263	1	74	337
O 16	at Arkansas*	L	14-48	55,123		80	-	-	14	41	102	1	31-10-3	78	1	72	180	20	37	171	2	19-14-2	171	3	56	345
O 23	VANDERBILT*	L	10-11	74,806		55	-	-	10	36	95	0	22-9-2	68	0	58	163	11	33	86	0	19-9-2	103	1	52	189
O 30	at Tennessee*	L	7-30	105,941	JP-R	64	-	4	11	42	103	0	17-8-1	122	1	59	225	17	36	176	2	24-12-1	237	1	60	413
N 13	FLORIDA*	L	3-20	73,951	JP-R	72	-	4	11	35	87	0	32-15-0	164	0	67	251	18	34	139	1	33-15-1	161	1	67	300
N 20	CLEMSON	L	21-31	83,523	JP-R	72	-	-	18	40	85	2	32-15-0	167	0	72	252	20	38	176	2	27-14-1	249	2	65	425

2000		Record: 8-4, 5-3 SEC				Coach: Lou Holtz				Captains: Cecil Caldwell, Jermale Kelly, Andre Offing, Cleveland Pinkney																		
Final AP Ranking: 19		Date	Opponent	W/L	Score	Att	TV	TMP	Rankings		SC	-SC Rushing-			-SC Passing-			SC	Total	Opp	-Opp Rushing-			-Opp. Passing-			Opp.	Total
									SC	Opp	FD	Att	Yds	TD	A-C-I	Yds	TD	Plays	Yds	FD	Att	Yds	TD	A-C-I	Yds	TD	Plays	Yds
S 02	N. MEXICO ST.	W	31-0	80,814		75	-	-	21	39	204	4	26-14-1	149	0	65	353	15	46	121	0	19-8-2	76	0	65	197		
S 09	GEORGIA*	W	21-10	83,605	ESPN2	84	-	9	16	43	133	3	28-18-1	154	0	71	287	9	28	95	1	24-10-5	108	0	52	202		
S 16	E. MICHIGAN	W	41-6	80,922		71	-	-	16	44	336	5	33-19-0	240	0	77	576	12	27	43	0	33-20-0	149	0	60	192		
S 23	MISSISSIPPI ST.*	W	23-19	79,949	JP-R	80	-	25	17	32	30	0	41-20-0	330	2	73	360	16	37	94	2	36-17-1	224	0	73	318		
S 30	at Alabama*	L	17-27	83,818	PPV	82	23	-	20	32	85	0	44-20-3	264	2	76	349	18	33	146	3	32-19-2	204	0	65	350		
O 07	at Kentucky*	W	20-17	69,334	ESPN2	45	-	-	21	30	159	1	31-17-0	228	1	61	387	23	28	93	1	52-34-2	304	1	80	397		
O 14	ARKANSAS*	W	27-7	81,935	JP-R	77	24	-	16	31	174	2	21-12-1	170	2	52	344	19	41	100	1	37-19-2	151	0	78	251		
O 21	at Vanderbilt*	W	30-14	33,369	PPV	68	18	-	26	52	339	4	26-12-1	151	0	78	490	17	27	148	1	27-14-2	214	1	54	362		
O 28	TENNESSEE*	L	14-17	84,200	PPV	78	17	-	16	29	24	1	31-16-1	268	1	60	292	16	39	101	2	31-19-1	152	0	70	253		
N 11	at Florida*	L	21-41	85,718	CBS	73	21	5	13	35	81	3	28-19-0	166	0	63	247	22	31	152	2	46-27-0	356	3	77	508		
N 18	at Clemson	L	14-16	85,500	ABC	43	25	16	22	42	162	2	26-13-3	200	0	68	362	19	49	174	1	30-14-1	185	0	79	359		
J 01	Ohio State	W	24-7	65,229	ESPN	-	-	19	18	51	218	2	19-9-1	175	1	70	393	16	33	85	1	28-16-2	173	0	61	258		

Outback Bowl



2000 Final A.P. Poll

1.	Oklahoma	13-0	1775
2.	Miami (Fla.)	11-1	1690
3.	Washington	11-1	1634
4.	Oregon State	11-1	1539
5.	Florida State	11-2	1488
6.	Virginia Tech	11-1	1432
7.	Oregon	10-2	1299
8.	Nebraska	10-2	1282
9.	Kansas State	11-3	1258
10.	Florida	10-3	1128
11.	Michigan	9-3	1061
12.	Texas	9-3	894
13.	Purdue	8-4	765
14.	Colorado State	10-2	640
15.	Notre Dame	9-3	611
16.	Clemson	9-3	563
17.	Georgia Tech	9-3	545
18.	Auburn	9-4	498
19.	South Carolina	8-4	486
20.	Georgia	8-4	430
21.	TCU	10-2	406
22.	LSU	8-4	340
23.	Wisconsin	9-4	208
24.	Mississippi State	8-4	197
25.	Iowa State	9-3	188

***Game played in Charlotte / NOTE: All rankings reflect Associated Press rankings

2001 Record: 9-3, 5-3 SEC Coach: Lou Holtz Captains: Kalimba Edwards, Larrell Johnson, Phil Petty, Brian Scott, John Stamper

Final AP Ranking: 13				Rankings		-SC Rushing-			-SC Passing-			SC Total		Opp		-Opp Rushing-			-Opp. Passing-			Opp. Total				
Date	Opponent	W/L	Score	Att	TV	TMP	SC	Opp	FD	Att	Yds	TD	A-C-I	Yds	TD	Plays	Yds	FD	Att	Yds	TD	A-C-I	Yds	TD	Plays	Yds
S 01	BOISE STATE	W	32-12	83,019	-	83	21	-	20	41	172	3	26-18-0	220	1	67	392	13	26	91	1	32-18-1	162	1	58	253
S 08	at Georgia*	W	14-9	86,520	ESPN	81	21	25	13	36	43	1	29-19-0	193	1	65	236	19	39	113	0	35-21-2	169	0	74	282
S 20	at Mississippi St.*	W	16-14	43,579	ESPN	76	18	17	15	46	238	1	16-7-0	60	0	62	298	23	34	119	1	46-27-1	261	1	80	380
S 29	ALABAMA*	W	37-36	84,100	JP-R	73	15	-	17	23	68	2	34-19-0	291	3	57	359	30	58	285	3	25-20-1	231	1	83	516
O 06	KENTUCKY*	W	42-6	80,250	-	73	13	-	21	43	237	3	19-12-0	165	2	62	402	16	30	138	0	36-20-2	188	1	66	326
O 13	at Arkansas*	L	7-10	53,514	CBS	65	9	-	12	28	113	1	32-12-2	159	0	60	272	14	48	162	0	20-8-0	62	1	68	224
O 20	VANDERBILT*	W	46-14	83,104	-	73	16	-	34	63	356	3	27-17-0	300	3	90	656	8	28	68	1	20-7-2	126	1	48	194
O 27	at Tennessee*	L	10-17	107,530	ESPN2	46	12	9	14	33	157	0	28-14-0	108	1	61	265	15	39	87	2	23-14-1	211	0	62	298
N 03	WOFFORD	W	38-14	77,922	-	81	17	-	26	40	247	5	30-20-1	209	0	70	456	17	54	207	2	14-8-1	80	0	68	287
N 10	FLORIDA*	L	17-54	84,900	ESPN	58	14	4	14	43	207	1	17-7-2	57	1	60	264	26	31	170	1	34-22-0	312	3	65	482
N 17	CLEMSON	W	20-15	85,000	JP-R	73	22	-	19	55	215	2	24-14-1	152	0	74	367	16	31	146	0	20-15-2	201	2	51	350
J 01	Ohio State	W	31-28	66,249	ESPN	52	14	22	17	-	120	2	37-19-1	227	2	-	347	21	-	64	2	37-22-1	324	2	-	388

Outback Bowl



2001 Final A.P. Poll

1.	Miami (Fla.)	12-0	1800
2.	Oregon	11-1	1726
3.	Florida	10-2	1611
4.	Tennessee	11-2	1581
5.	Texas	11-2	1374
6.	Oklahoma	11-2	1373
7.	LSU	10-3	1350
8.	Nebraska	11-2	1348
9.	Colorado	10-3	1335
10.	Washington State	10-2	1074
11.	Maryland	10-2	1065
12.	Illinois	10-2	1045
13.	South Carolina	9-3	975
14.	Syracuse	10-3	856
15.	Florida State	8-4	686
16.	Stanford	9-3	673
17.	Louisville	11-2	621
18.	Virginia Tech	8-4	437
19.	Washington	8-4	414
20.	Michigan	8-4	325
21.	Boston College	8-4	318
22.	Georgia	8-4	277
23.	Toledo	10-2	237
24.	Georgia Tech	8-5	178
25.	BYU	12-2	144

2002 Record: 5-7, 3-5 SEC Coach: Lou Holtz Captains: Ryan Brewer, Jonathan Martin, Langston Moore, Cedric Williams

Final AP Ranking: 13				Rankings		-SC Rushing-			-SC Passing-			SC Total		Opp		-Opp Rushing-			-Opp. Passing-			Opp. Total				
Date	Opponent	W/L	Score	Att	TV	TMP	SC	Opp	FD	Att	Yds	TD	A-C-I	Yds	TD	Plays	Yds	FD	Att	Yds	TD	A-C-I	Yds	TD	Plays	Yds
A 31	N. MEXICO ST.	W	34-24	83,717	-	81	22	-	22	46	229	3	19-10-0	172	1	65	401	20	40	212	2	28-17-0	207	1	68	419
S 07	at Virginia	L	21-34	60,171	ESPN	77	22	-	17	38	143	2	21-12-1	119	1	59	262	20	40	143	1	32-22-2	196	4	62	339
S 14	GEORGIA*	L	7-13	84,227	CBS	79	-	9	18	42	158	0	27-16-1	213	1	69	371	13	38	128	0	22-11-0	169	1	60	297
S 21	TEMPLE	W	42-21	81,409	-	82	-	-	18	28	99	4	24-19-1	199	2	52	298	22	47	196	1	34-15-2	145	2	81	341
S 28	at Vanderbilt*	W	20-14	34,406	-	79	-	-	24	45	185	1	25-17-1	213	1	70	398	13	36	136	0	19-10-1	105	2	55	241
O 05	MISSISSIPPI ST.*	W	34-10	80,250	-	88	-	-	20	59	230	2	21-11-1	178	2	80	408	12	25	69	1	40-21-3	205	0	65	274
O 12	at Kentucky*	W	16-12	70,547	ESPN2	70	-	-	14	41	138	2	18-10-1	212	0	59	350	17	34	138	0	39-23-1	209	1	73	327
O 19	at LSU*	L	14-38	91,340	ESPN2	71	-	14	13	30	148	1	22-10-2	127	1	52	275	24	45	231	4	23-12-0	183	0	68	414
N 02	TENNESSEE*	L	10-18	83,918	CBS	59	-	25	13	35	184	1	19-5-3	45	0	54	229	21	54	241	1	24-17-0	175	1	78	416
N 09	ARKANSAS*	L	0-23	79,307	JP-R	70	-	-	14	32	144	0	31-13-3	89	0	63	233	17	50	200	0	18-10-0	113	2	68	313
N 16	at Florida*	L	7-28	85,222	ESPN	63	-	20	15	47	197	1	17-8-0	74	0	64	271	23	32	155	0	37-25-0	249	4	69	404
N 23	at Clemson	L	20-27	84,000	ESPN	48	-	-	12	34	150	1	17-9-1	180	1	51	330	27	40	145	3	29-27-0	287	0	79	432

2003 Record: 5-7, 2-6 SEC Coach: Lou Holtz Captains: Jeremiah Garrison, Dunta Robinson, Hart Turner, Travelle Wharton

Final AP Ranking: 13				Rankings		-SC Rushing-			-SC Passing-			SC Total		Opp		-Opp Rushing-			-Opp. Passing-			Opp. Total				
Date	Opponent	W/L	Score	Att	TV	TMP	SC	Opp	FD	Att	Yds	TD	A-C-I	Yds	TD	Plays	Yds	FD	Att	Yds	TD	A-C-I	Yds	TD	Plays	Yds
A 30	UL-LAFAYETTE	W	14-7	82,227	-	92	-	-	19	36	141	1	34-16-0	185	1	70	326	11	35	134	1	27-12-1	134	0	62	268
S 06	VIRGINIA	W	31-7	80,150	JP-R	-	-	15	18	49	264	4	24-9-1	162	0	73	423	7	38	116	1	20-10-2	54	0	58	170
S 13	at Georgia*	L	7-31	92,058	CBS	81	25	8	19	37	111	0	36-16-3	239	1	73	350	19	34	165	1	29-17-0	213	3	63	378
S 20	UAB	W	42-10	80,523	-	-	-	-	18	43	214	6	21-14-0	208	0	64	422	11	25	60	0	40-18-2	171	1	65	231
S 27	at Tennessee* (OT)	L	20-23	107,881	ESPN2	60	-	8	21	44	217	1	30-12-1	154	0	74	371	13	36	117	1	22-13-0	149	2	58	266
O 09	KENTUCKY*	W	27-21	78,592	ESPN	-	-	-	20	47	182	3	29-17-0	184	0	76	366	18	30	117	1	32-17-0	210	2	62	327
O 18	LSU*	L	7-33	82,525	ESPN2	62	-	10	11	17	0	0	32-15-0	254	1	49	254	27	52	263	3	32-26-1	219	3	84	482
O 25	VANDERBILT*	W	35-24	77,227	-	-	-	-	22	45	218	4	21-13-0	161	1	66	379	25	36	137	0	36-27-1	319	3	72	456
N 01	at Ole Miss*	L	40-43	56,878	JP-R	76	-	-	22	28	118	2	32-14-0	298	4	60	416	29	43	147	3	42-30-1	391	3	85	538
N 06	at Arkansas*	L	6-28	55,617	ESPN	50	-	-	17	29	123	0	36-21-2	181	0	65	304	21	48	248	1	15-11-0	148	3	63	396
N 15	FLORIDA*	L	22-24	81,523	JP-R	60	-	15	18	49	199	3	27-14-1	132	0	76	331	18	40	243	3	20-12-0	121	0	60	364
N 22	CLEMSON	L	17-63	83,987	ESPN2	-	-	-	20	39	153	0	34-16-3	166	2	73	319	23	41	240	4	26-18-1	302	5	67	542

2004		Record: 6-5, 4-4 SEC				Coach: Lou Holtz				Captains: Jonathan Alston, Dondrial Pinkins, Preston Thorne, Rodriques Wilson																																
Date	Opponent	W/L	Score	Att	TV	TMP	Rankings		-SC Rushing-				-SC Passing-				SC		Total		Opp		-Opp. Rushing-				-Opp. Passing-				Opp.		Total									
							SC	Opp	FD	Att	Yds	TD	A-C-I	Yds	TD	Plays	Yds	FD	Att	Yds	TD	A-C-I	Yds	TD	Plays	Yds	FD	Att	Yds	TD	A-C-I	Yds	TD	Plays	Yds							
S 04	at Vanderbilt*	W	31-6	33,670	JP-R	81	-	-	26	57	269	3	20-13-0	184	1	77	453	18	22	36	1	38-24-2	270	0	60	306																
S 11	GEORGIA*	L	16-20	84,300	ESPN	79	-	3	9	31	73	1	21-13-1	200	1	52	273	20	37	154	0	38-19-1	213	2	75	367																
S 18	USF	W	34-3	78,900		75	-	-	23	45	174	1	26-16-0	356	3	71	530	8	22	80	0	33-14-1	111	0	55	191																
S 25	TROY	W	17-7	79,700		73	-	-	18	47	132	2	24-16-2	199	0	71	331	9	28	99	1	23-9-2	108	0	51	207																
O 02	at Alabama*	W	20-3	82,141	ESPN2	84	-	-	15	54	203	2	11-4-1	46	0	65	249	9	28	143	0	24-10-4	67	0	52	210																
O 09	OLE MISS*	L	28-31	79,100	PPV	-	25	-	19	39	142	2	33-15-0	349	2	72	491	23	45	178	2	34-20-0	236	2	79	414																
O 16	at Kentucky*	W	12-7	63,086	PPV	53	-	-	16	43	213	0	16-9-2	105	1	59	318	18	35	80	1	35-22-1	171	0	70	251																
O 30	TENNESSEE*	L	29-43	81,400	JP-R	73	-	11	30	37	226	1	49-34-3	341	1	86	567	14	36	246	3	20-11-1	166	3	56	412																
N 06	ARKANSAS*	W	35-32	78,800	JP-R	61	-	-	23	45	247	4	24-12-2	138	1	69	385	20	41	211	3	24-16-1	159	1	65	370																
N 13	at Florida*	L	14-48	90,294	ESPN2	69	-	-	17	42	147	1	29-14-4	132	1	71	279	16	28	92	0	31-18-2	319	6	59	411																
N 20	at Clemson	L	7-29	82,500	JP-R	68	-	-	8	28	66	0	27-9-1	131	1	55	197	19	48	162	3	28-15-1	151	0	76	313																

2005		Record: 7-5, 5-3 SEC				Coach: Steve Spurrier				Captains: Josh Brown, Na'Shan Goddard, Orus Lambert, Daccus Turman																																		
Date	Opponent	W/L	Score	Att	TV	TMP	Rankings		-SC Rushing-				-SC Passing-				SC		Total		Opp		-Opp. Rushing-				-Opp. Passing-				Opp.		Total											
							SC	Opp	FD	Att	Yds	TD	A-C-I	Yds	TD	Plays	Yds	FD	Att	Yds	TD	A-C-I	Yds	TD	Plays	Yds	FD	Att	Yds	TD	A-C-I	Yds	TD	Plays	Yds									
S 01	UCF	W	24-15	82,753	ESPN	84	-	-	17	28	32	0	23-18-0	330	3	51	362	22	41	83	0	39-27-1	258	1	80	341																		
S 10	at Georgia*	L	15-17	92,476	ESPN	84	-	9	13	23	43	1	34-22-2	236	1	57	279	21	49	238	2	17-8-2	112	0	66	350																		
S 17	ALABAMA*	L	14-37	82,968	CBS	94	-	-	14	19	71	1	39-21-1	185	1	58	256	23	52	338	2	22-13-0	489	2	74	489																		
S 24	TROY	W	45-20	79,125	ESPN+	88	-	-	24	41	116	3	23-17-0	268	2	64	384	14	40	137	1	30-12-1	99	1	70	236																		
O 01	at Auburn*	L	7-48	87,451	ESPN2	82	-	-	7	28	70	0	24-16-0	129	1	52	199	21	39	123	5	34-21-0	265	1	73	388																		
O 08	KENTUCKY*	W	44-16	71,009	PPV	79	-	-	24	34	139	3	35-24-1	276	2	69	415	20	53	213	2	18-12-1	95	0	71	308																		
O 22	VANDERBILT*	W	35-28	76,427	PPV	81	-	-	20	30	132	1	31-18-1	267	4	61	399	25	34	41	3	49-27-1	339	1	83	380																		
O 29	at Tennessee*	W	16-15	107,716	ESPN2	51	-	23	17	28	65	0	37-22-1	242	2	65	307	13	35	172	1	32-14-1	99	0	67	271																		
N 05	at Arkansas*	W	14-10	65,837	JPS	73	-	-	16	33	45	0	25-12-0	142	2	58	187	17	48	219	0	24-12-1	137	1	72	356																		
N 12	FLORIDA*	W	30-22	83,421	JPS	59	-	12	16	36	120	4	17-7-0	126	0	53	246	21	37	149	1	31-18-1	210	2	68	359																		
N 19	CLEMSON	L	9-13	83,368	ESPN2	47	19	-	17	33	167	0	29-16-3	180	0	62	347	19	40	175	1	26-17-2	172	0	66	347																		
D 30	Missouri	L	31-38	41,332	ESPN	73	-	-	21	32	142	2	38-20-3	266	2	70	408	21	40	203	4	23-24-3	301	1	83	504																		

Independence Bowl

2006		Record: 8-5, 3-5 SEC				Coach: Steve Spurrier				Captains: Fred Bennett, Ike Crofoot, Chris White																																	
Date	Opponent	W/L	Score	Att	TV	TMP	Rankings		-SC Rushing-				-SC Passing-				SC		Total		Opp		-Opp. Rushing-				-Opp. Passing-				Opp.		Total										
							SC	Opp	FD	Att	Yds	TD	A-C-I	Yds	TD	Plays	Yds	FD	Att	Yds	TD	A-C-I	Yds	TD	Plays	Yds	FD	Att	Yds	TD	A-C-I	Yds	TD	Plays	Yds								
A 31	at Mississippi St.*	W	15-0	50,237	ESPN	83	-	-	10	29	81	0	27-15-1	193	1	56	274	11	33	79	0	23-8-2	82	0	56	161																	
S 09	GEORGIA*	L	0-18	82,513	ESPN	80	-	12	15	22	35	0	33-23-0	220	0	55	255	19	39	198	1	22-10-3	189	0	61	387																	
S 16	WOFFORD	W	27-20	74,286	PPV	78	-	-	13	31	165	3	20-12-1	196	0	51	361	17	61	290	1	11-5-0	67	1	72	357																	
S 23	FAU	W	45-6	70,860	PPV	84	-	-	25	38	200	1	34-19-0	292	5	72	492	13	35	138	0	25-8-1	105	1	60	243																	
S 28	AUBURN*	L	17-24	74,374	ESPN	77	-	2	24	34	109	0	35-21-1	240	1	69	349	16	35	127	2	19-13-0	180	1	54	307																	
O 07	at Kentucky*	W	24-17	61,449	ESPN2	63	-	-	21	39	190	2	23-15-1	193	1	62	383	17	27	62	1	32-18-1	289	1	59	351																	
O 21	at Vanderbilt*	W	31-13	37,280	PPV	63	-	-	18	39	194	2	18-11-1	133	2	57	327	16	36	133	1	25-11-2	120	0	61	253																	
O 28	TENNESSEE*	L	24-31	82,011	ESPN	59	-	8	23	35	165	1	30-16-0	230	2	35	395	17	23	71	2	29-21-0	254	2	52	325																	
N 04	ARKANSAS*	L	20-26	74,926	ESPN	-	12	-	20	15	51	0	40-22-1	289	2	55	340	23	50	267	2	20-11-2	228	1	70	495																	
N 11	at Florida*	L	16-17	90,703	CBS	78	-	6	23	28	135	2	34-24-0	275	0	62	410	28	32	147	1	29-19-1	254	1	61	401																	
N 18	MIDDLE TENN.	W	52-7	70,442	PPV	57	-	-	25	28	154	2	29-22-0	391	5	57	545	12	32	81	0	19-6-0																					

2009 Record: 7-6, 3-5 SEC Coach: Steve Spurrier Captains: Moe Brown, Patrick DiMarco, Cliff Matthews, Eric Norwood

Date	Opponent	W/L	Score	Att	TV	TMP	Rankings	SC	-SC Rushing-	-SC Passing-	SC	Total	Opp	-Opp Rushing-	-Opp. Passing-	Opp.	Total									
							SC	Opp	FD	Att	Yds	TD	A-C-I	Yds	TD	Plays	Yds	FD	Att	Yds	TD	A-C-I	Yds	TD	Plays	Yds
S 03	at NC State	W	7-3	57,583	ESPN	77	-	-	16	42	108	1	22-13-1	148	0	64	256	11	31	59	0	25-13-0	74	0	56	133
S 12	at Georgia*	L	37-41	92,746	ESPN2	79	-	21	26	30	114	0	53-31-1	313	2	83	427	16	29	107	2	24-17-1	201	2	53	308
S 19	FAU	W	38-16	72,017	PPV	84	-	-	21	35	287	4	28-22-0	229	1	63	516	21	35	96	0	38-22-1	211	2	73	307
S 24	OLE MISS*	W	16-10	74,724	ESPN	87	-	4	15	34	65	0	34-16-0	220	1	68	285	14	40	139	0	22-8-0	109	1	62	248
O 03	SC STATE	W	38-14	77,066	Classic	77	-	-	19	35	213	2	24-16-0	164	3	59	377	14	41	170	2	25-15-1	156	0	66	326
O 10	KENTUCKY*	W	28-26	68,278	FSN	84	25	-	18	33	128	1	23-16-1	233	3	56	361	17	47	205	2	22-11-0	155	1	69	360
O 17	at Alabama*	L	6-20	92,012	ESPN	48	22	2	19	27	64	0	46-20-1	214	0	73	278	17	38	264	1	20-10-2	92	0	58	356
O 24	VANDERBILT*	W	14-10	75,264	ESPN	74	23	-	18	37	119	0	33-22-0	312	2	70	431	15	37	141	0	34-17-0	132	0	69	273
O 31	at Tennessee*	L	13-31	96,623	ESPN	53	21	-	19	20	65	0	50-25-1	300	1	79	365	15	40	199	2	24-12-0	142	2	64	341
N 07	at Arkansas*	L	16-33	68,865	SECNet	70	-	-	17	25	53	1	34-20-1	327	1	59	380	17	36	76	4	27-23-0	329	0	63	405
N 14	FLORIDA*	L	14-24	79,297	CBS	73	-	1	18	33	61	1	33-17-2	186	1	66	247	17	39	140	2	25-14-0	199	1	64	339
N 28	CLEMSON	W	34-17	80,574	ESPN	53	-	15	21	58	223	1	22-11-1	165	3	80	388	14	19	48	0	42-22-1	212	1	61	260
J 02	Connecticut	L	7-20	45,354	ESPN	27	-	-	12	26	76	1	38-16-1	129	0	64	205	17	48	146	1	22-9-0	107	1	70	253

Papajohns.com Bowl


2010 Record: 9-5, 5-3 SEC Coach: Steve Spurrier Captains: Ladi Ajiboye, Patrick DiMarco, Spencer Lanning, Cliff Matthews

Date	Opponent	W/L	Score	Att	TV	TMP	Rankings	SC	-SC Rushing-	-SC Passing-	SC	Total	Opp	-Opp Rushing-	-Opp. Passing-	Opp.	Total									
							SC	Opp	FD	Att	Yds	TD	A-C-I	Yds	TD	Plays	Yds	FD	Att	Yds	TD	A-C-I	Yds	TD	Plays	Yds
S 02	SOUTHERN MISS	W	41-13	70,438	ESPN	91	-	-	25	35	224	4	30-20-1	225	1	65	449	23	27	67	0	57-38-1	337	1	84	404
S 11	GEORGIA*	W	17-6	80,792	ESPN2	83	24	22	23	52	189	2	17-12-0	165	0	69	354	11	26	61	0	21-14-0	192	0	47	253
S 18	FURMAN	W	38-19	73,681	PPV	89	13	-	20	40	182	2	25-17-2	192	2	65	374	13	27	51	0	32-19-2	274	1	59	325
S 25	at Auburn*	L	27-35	87,237	ESPN	86	12	17	20	28	79	1	29-19-2	305	3	57	384	29	57	334	3	21-16-0	158	2	78	492
O 09	ALABAMA*	W	35-21	82,993	CBS	84	19	1	20	37	110	2	20-17-1	201	3	57	311	21	29	36	0	35-27-0	315	2	64	351
O 16	at Kentucky*	L	28-31	67,955	ESPN2	68	10	-	17	23	90	2	32-20-2	382	2	55	472	21	33	52	0	42-32-0	349	4	75	401
O 23	at Vanderbilt*	W	21-7	33,425	FSN	77	19	-	25	45	129	1	39-31-1	355	2	84	484	11	30	108	1	31-13-0	142	0	61	250
O 30	TENNESSEE*	W	38-24	79,336	SECNet	61	17	-	20	43	212	3	22-13-1	223	1	65	435	21	37	92	0	28-19-1	312	3	65	404
N 06	ARKANSAS*	L	20-41	75,136	ESPN	52	18	17	18	27	105	0	33-18-2	190	1	60	295	23	38	140	4	30-21-1	303	1	68	443
N 13	at Florida*	W	36-14	90,885	ESPN	57	22	24	24	54	239	4	22-15-0	156	0	76	395	11	20	35	0	39-20-1	191	1	59	226
N 20	TROY	W	69-24	74,117	SECNet	63	17	-	20	40	212	4	21-15-0	249	3	61	461	17	29	81	1	39-23-2	183	2	68	264
N 27	at Clemson	W	29-7	81,355	ESPN2	50	18	-	14	36	95	0	30-14-0	227	2	66	322	13	27	61	0	35-17-1	190	1	62	251
D 04	Auburn	L	17-56	81,500	CBSIndoors	18	2	-	20	30	156	0	33-20-2	193	2	63	349	28	42	238	3	29-18-0	351	4	71	589

SEC Championship Game

D 31	Florida State	L	17-26	72,217	ESPNIndoors	19	23	22	32	139	1	36-21-3	275	1	68	414	18	45	218	1	21-12-1	90	1	66	308
------	---------------	---	-------	--------	-------------	----	----	----	----	-----	---	---------	-----	---	----	-----	----	----	-----	---	---------	----	---	----	-----

Chick-fil-A Bowl



2010 Final A.P. Poll

1. Auburn 14-0 1472
2. TCU 13-0 1392
3. Oregon 12-1 1379
4. Stanford 12-1 1300
5. Ohio State 12-1 1220
6. Oklahoma 12-2 1108
7. Wisconsin 11-2 1055
8. LSU 11-2 1051
9. Boise State 12-1 1031
10. Alabama 10-3 961
11. Nevada 13-1 866
12. Arkansas 10-3 863
13. Oklahoma State 11-2 833
14. Michigan State 11-2 696
15. Mississippi State 9-4 578
16. Virginia Tech 11-3 577
17. Florida State 10-4 502
18. Missouri 10-3 477
19. Texas AM 9-4 359
20. Nebraska 10-4 334
21. UCF 11-3 225
22. **South Carolina 9-5 169**
23. Maryland 9-4 144
24. Tulsa 10-3 128
25. NC State 9-4 119

2011 Record: 11-2, 6-2 SEC Coach: Steve Spurrier Captains: Terrence Campbell, Melvin Ingram, Alshon Jeffery, Travian Robertson

Date	Opponent	W/L	Score	Att	TV	TMP	Rankings	SC	-SC Rushing-	-SC Passing-	SC	Total	Opp	-Opp Rushing-	-Opp. Passing-	Opp.	Total									
							SC	Opp	FD	Att	Yds	TD	A-C-I	Yds	TD	Plays	Yds	FD	Att	Yds	TD	A-C-I	Yds	TD	Plays	Yds
S 03	East Carolina***	W	56-37	58,272	FSN	83	12	-	16	40	220	5	25-10-0	131	1	65	351	21	28	85	1	56-37-1	260	4	84	345
S 10	at Georgia*	W	45-42	92,746	ESPN	85	12	-	15	41	253	3	26-11-2	142	1	67	395	23	38	188	1	29-19-1	248	4	67	436
S 17	NAVY	W	24-21	78,807	ESPN2	N/A	10	-	27	44	254	3	25-18-1	204	0	69	458	15	47	274	3	9-5-1	61	0	56	335
S 24	VANDERBILT*	W	21-3	77,015	ESPN2	79	12	-	17	40	131	1	32-17-4	236	1	72	367	5	25	4	0	23-16-1	73	0	48	77
O 01	AUBURN*	L	13-16	81,767	CBS	68	10	-	13	29	129	1	23-9-2	160	1	52	289	22	67	246	1	25-12-4	112	1	92	358
O 08	KENTUCKY*	W	54-3	75,838	SECNet	74	18	-	32	48	288	2	43-30-0	351	4	91	639	6	27	79	0	26-4-4	17	0	53	96
O 15	at Mississippi St.*	W	14-12	55,418	SECNet	72	15	-	18	43	110	1	32-22-2	179	1	75	289	18	37	131	0	30-11-2	165	1	67	296
O 29	at Tennessee*	W	14-3	96,655	ESPN2	50	14	-	20	53	231	0	18-10-1	87	1	71	318	10	21	35	0	38-15-2	151	0	59	186
N 05	at Arkansas*	L	28-44	73,804	ESPN	54	10	8	17	33	79	3	25-16-1	128	0	58	207	20	35	136	1	38-30-1	299	2	73	435
N 12	FLORIDA*	W	17-12	80,250	CBS	60	15	-	16	52	215	2	13-7-1	84	0	65	299	17	34	142	1	23-13-0	119	0	57	261
N 19	THE CITADEL	W	41-20	76,816	PPV	56	14	-	22	37	256	3	18-16-1	217	3	55	473	19	54	241	1	3-1-0	8	0	57	249
N 26	CLEMSON	W	34-13	83,422	ESPN	64	14	18	19	53	210	1	20-14-0	210	3	73	420	12	30	70	0	30-11-1	83	1	60	153
J 02	Nebraska	W	30-13	61,351	ESPN	64	10	21	16	40	121	2	17-11-0	230	2	57	351	17	46	137	1	16-10-1	116	1	62	253

Capital One Bowl



2011 Final A.P. Poll

1.	Alabama	12-1	1495
2.	LSU	13-1	1425
3.	Oklahoma State	12-1	1399
4.	Oregon	12-2	1250
5.	Arkansas	11-2	1198
6.	Southern California	10-2	1181
7.	Stanford	11-2	1167
8.	Boise State	12-1	1127
9.	South Carolina	11-2	1013
10.	Wisconsin	11-3	905
11.	Michigan State	11-3	873
12.	Michigan	11-2	839
13.	Baylor	10-3	780
14.	TCU	11-2	653
15.	Kansas State	10-3	621
16.	Oklahoma	10-3	572
17.	West Virginia	10-3	547
18.	Houston	13-1	518
19.	Georgia	10-4	439
20.	Southern Miss	12-2	411
21.	Virginia Tech	11-3	329
22.	Clemson	10-4	188
23.	Florida State	9-4	154
24.	Nebraska	9-4	143
25.	Cincinnati	10-3	103

2012 Record: 11-2, 6-2 SEC Coach: Steve Spurrier Captains: Justice Cunningham, T.J. Johnson, Marcus Lattimore, D.J. Swanger, Shaq Wilson

Final AP Ranking: 8		Rankings		-SC		Rushing-		-SC		Passing-		SC		Total		Opp		-Opp		Rushing-		-Opp.		Passing-		Opp.		Total		
Date	Opponent	W/L	Score	Att	TV	Temp	SC	Opp	FD	Att	Yds	TD	A-C-1	Yds	TD	Plays	Yds	FD	Att	Yds	TD	A-C-1	Yds	TD	Plays	Yds	FD	Att	Yds	TD
A 30	at Vanderbilt*	W	17-13	38,393	ESPN	86	9	-	17	47	205	2	15-7-1	67	0	62	272	11	36	62	0	23-13-1	214	1	59	276				
S 08	E. CAROLINA	W	48-10	77,006	SECNet	88	9	-	25	34	131	1	40-23-0	397	5	74	528	18	24	70	0	47-30-4	333	1	71	403				
S 15	UAB*	W	49-6	77,963	FSN	84	8	-	20	31	179	3	27-15-1	322	3	58	501	20	42	27	0	37-20-0	240	0	79	267				
S 22	MISSOURI*	W	31-10	80,836	CBS	88	7	-	19	39	144	2	23-21-0	252	2	62	396	12	32	109	0	26-18-0	146	1	58	255				
S 29	at Kentucky*	W	38-17	49,810	ESPN2	70	6	-	20	48	200	3	19-15-0	148	2	67	348	16	39	120	2	24-13-2	123	0	63	243				
O 06	GEORGIA*	W	35-7	85,199	ESPN	78	6	5	20	51	230	2	10-6-0	162	2	61	392	15	36	115	1	31-11-1	109	0	67	224				
O 13	at LSU*	L	21-23	92,734	ESPN	79	3	9	14	25	34	1	35-19-2	177	2	60	211	22	53	258	2	25-12-1	148	0	78	406				
O 20	at Florida*	L	11-44	90,833	CBS	79	9	3	17	26	36	0	40-17-1	155	0	66	191	14	48	89	2	17-12-0	94	4	65	183				
O 27	TENNESSEE*	W	38-35	80,250	ESPN	70	17	-	25	46	147	2	33-23-1	363	3	79	510	23	27	91	0	44-28-1	381	5	71	472				
N 10	ARKANSAS*	W	38-20	78,772	CBS	76	12	-	20	41	104	2	25-15-1	279	2	66	383	22	27	83	0	41-26-2	277	2	68	360				
N 17	WOFFORD	W	24-7	79,982	PPV	55	12	-	18	41	171	1	21-16-1	122	1	62	293	16	60	259	1	3-1-0	71	0	63	330				
N 24	at Clemson	W	27-17	84,513	ESPN	48	13	12	26	45	134	0	41-23-1	310	3	86	444	18	35	145	1	24-11-2	183	1	59	328				
J 01	Michigan	W	33-28	54,527	ESPN	75	11	19	17	17	85	0	36-25-0	341	4	53	426	24	45	141	0	37-18-1	214	3	82	355				

Outback Bowl



2012 Final A.P. Poll

1.	Alabama	13-1	1475
2.	Oregon	12-1	1358
3.	Ohio State	12-0	1302
4.	Notre Dame	12-1	1288
5.	Georgia	12-2	1230
	Texas A&M	12-2	1230
7.	Stanford	12-2	1169
8.	South Carolina	11-2	1038
9.	Florida	11-2	933
10.	Florida State	12-2	922
11.	Clemson	11-2	889
12.	Kansas State	11-2	871
13.	Louisville	11-2	781
14.	LSU	10-3	756
15.	Oklahoma	10-3	615
16.	Utah State	11-2	456
17.	Northwestern	10-3	443
18.	Boise State	11-2	419
19.	Texas	9-4	358
20.	Oregon State	9-4	303
21.	San Jose State	11-2	243
22.	Northern Illinois	12-2	227
23.	Vanderbilt	9-4	180
24.	Michigan	8-5	147
25.	Nebraska	10-4	119

2013 Record: 11-2, 6-2 SEC Coach: Steve Spurrier Captains: A.J. Cann, Kelcy Quarles, Connor Shaw, Chaz Sutton

Date	Opponent	W/L	Score	Att	TV	TMP	Rankings		-SC Rushing-			-SC Passing-			SC Total	Opp	-Opp. Rushing-			-Opp. Passing-			Opp. Total			
							SC	Opp	FD	Att	Yds	TD	A-C-I	Yds			TD	Plays	Yds	FD	Att	Yds	TD	A-C-I	Yds	TD
A 29	N. CAROLINA	W	27-10	81,572	ESPN	93	6	-	17	38	178	1	21-12-0	178	2	59	406	18	36	99	0	43-26-0	194	1	79	293
S 07	at Georgia*	L	30-41	92,746	ESPN	86	6	11	21	36	226	2	25-16-0	228	2	61	454	25	53	227	1	23-17-0	309	4	76	536
S 14	VANDERBILT*	W	35-25	81,371	ESPN	81	13	-	31	49	220	2	38-28-1	359	3	87	579	14	33	121	2	22-12-1	147	1	55	268
S 28	at UCF	W	28-25	47,605	ABC	81	12	-	23	46	225	4	34-16-1	265	0	80	490	20	25	69	1	37-25-3	358	2	62	427
O 05	KENTUCKY*	W	35-28	82,313	FSN	81	13	-	22	39	178	3	23-18-0	275	1	62	453	19	36	123	2	24-17-0	178	2	60	301
O 12	at Arkansas*	W	52-7	66,302	SECTV	68	14	-	32	54	277	3	35-24-0	260	4	89	537	7	24	218	1	13-4-1	30	0	37	248
O 19	at Tennessee*	L	21-23	95,736	ESPN	61	11	-	17	42	218	2	22-8-1	166	1	64	384	18	41	146	1	36-19-0	179	1	77	325
O 26	at Missouri* (2OT)	W	27-24	67,124	ESPN2	57	20	5	28	35	75	0	56-35-1	423	3	91	498	17	41	155	2	25-10-1	249	1	66	404
N 02	MISSISSIPPI ST.*	W	34-16	82,111	SECTV	68	14	-	12	34	160	0	20-10-0	147	4	54	307	23	35	150	2	43-28-3	235	0	78	385
N 16	FLORIDA*	W	19-14	83,853	ESPN2	65	11	-	15	35	164	0	28-14-0	213	1	63	377	15	41	200	2	14-10-1	107	0	55	307
N 23	COASTAL CAR.	W	70-10	81,411	PPV	63	12	-	32	45	352	7	27-20-0	287	3	72	639	13	27	72	0	35-18-2	222	1	62	294
N 30	CLEMSON	W	31-17	84,174	ESPN2	49	10	6	21	50	140	2	28-15-0	178	2	78	318	18	29	127	2	28-19-3	225	0	57	352
J 01	Wisconsin	W	34-24	56,629	ABC	68	8	19	20	34	117	1	26-23-0	321	4	60	438	21	43	293	0	26-16-3	117	2	69	410

Capital One Bowl



2013 Final A.P. Poll

1.	Florida State	14-0	1500
2.	Auburn	12-2	1428
3.	Michigan State	13-1	1385
4.	South Carolina	11-2	1247
5.	Missouri	12-2	1236
6.	Oklahoma	11-2	1205
7.	Alabama	11-2	1114
8.	Clemson	11-2	1078
9.	Oregon	11-2	974
10.	UCF	12-1	959
11.	Stanford	11-3	936
12.	Ohio State	12-2	816
13.	Baylor	11-2	778
14.	LSU	10-3	717
15.	Louisville	12-1	693
16.	UCLA	10-3	632
17.	Oklahoma State	10-3	598
18.	Texas A&M	9-4	459
19.	Southern California	10-4	299
20.	Notre Dame	9-4	256
21.	Arizona State	10-4	255
22.	Wisconsin	9-4	245
23.	Duke	10-4	190
24.	Vanderbilt	9-4	117
25.	Washington	9-4	109

2014 Record: 7-6, 3-5 SEC Coach: Steve Spurrier Captains: A.J. Cann, Sharrod Golightly, J.T. Surratt, Dylan Thompson

Date	Opponent	W/L	Score	Att	TV	TMP	Rankings		-SC Rushing-			-SC Passing-			SC Total	Opp	-Opp. Rushing-			-Opp. Passing-			Opp. Total			
							SC	Opp	FD	Att	Yds	TD	A-C-I	Yds			TD	Plays	Yds	FD	Att	Yds	TD	A-C-I	Yds	TD
A 28	TEXAS A&M*	L	28-52	82,847	SECN	94	9	21	23	22	67	0	40-20-1	366	4	62	433	39	39	169	4	60-44-0	511	3	99	680
S 06	EAST CAROLINA	W	33-23	80,899	ESPNU	84	21	-	26	38	175	2	38-25-1	266	1	76	441	27	21	132	1	46-32-2	321	1	67	453
S 13	GEORGIA*	W	38-35	84,232	CBS	84	24	6	27	42	176	2	30-21-1	271	3	72	447	18	38	217	2	22-16-0	191	2	60	408
S 20	at Vanderbilt*	W	48-34	34,441	SECN	84	14	-	24	34	212	2	34-22-0	257	3	68	449	18	30	156	0	25-15-1	223	2	55	379
S 27	MISSOURI*	L	20-21	83,493	ESPN	74	13	-	18	42	119	1	37-21-0	219	1	79	338	16	36	148	3	34-12-0	132	0	70	280
O 04	at Kentucky*	L	38-45	62,135	SECN	52	-	-	32	48	282	4	37-23-3	218	1	85	500	22	36	239	4	30-20-0	208	1	66	447
O 18	FURMAN	W	41-10	78,101	SECN	74	-	-	26	43	267	3	28-16-0	281	2	71	548	16	39	211	1	19-11-1	91	0	58	302
O 25	at Auburn*	L	35-42	87,451	SECN	69	-	5	30	33	119	0	53-30-3	416	5	86	535	25	47	395	5	15-13-0	156	1	62	551
N 01	TENNESSEE* (OT)	L	42-45	81,891	SECN	51	-	-	26	39	248	3	34-21-1	377	3	73	625	35	55	344	4	40-23-1	301	2	95	645
N 15	at Florida* (OT)	W	23-20	85,088	SECN	68	-	-	19	38	95	3	42-22-0	206	0	80	301	15	49	218	1	11-5-0	60	1	60	278
N 22	SO. ALABAMA	W	37-12	78,201	FSN	52	-	-	20	37	210	1	20-11-1	244	2	57	454	20	44	119	0	34-17-4	170	0	78	289
N 29	at Clemson	L	17-35	85,024	ESPN	56	-	23	18	33	63	1	41-23-0	276	1	74	339	20	40	225	3	21-15-1	266	2	61	491
D 27	Miami (Fla.)	W	24-21	38,242	ABC	53	-	-	16	30	60	1	34-22-0	284	2	64	344	21	40	186	1	33-19-1	236	1	73	422

Independence Bowl

2015 Record: 3-9, 1-7 SEC Coach: Steve Spurrier/Shawn Elliott Captains: Pharoah Cooper, T.J. Holloman, Isaiah Johnson, Mike Matulis, Skai Moore, Brandon Shell

Date	Opponent	W/L	Score	Att	TV	TMP	Rankings		-SC Rushing-			-SC Passing-			SC Total	Opp	-Opp. Rushing-			-Opp. Passing-			Opp. Total			
							SC	Opp	FD	Att	Yds	TD	A-C-I	Yds			TD	Plays	Yds	FD	Att	Yds	TD	A-C-I	Yds	TD
S 03	North Carolina***	W	17-13	51,664	ESPN	91	-	-	22	47	254	1	27-12-0	140	1	74	394	20	33	208	0	33-19-3	232	1	64	440
S 12	KENTUCKY*	L	22-26	82,178	SECN	75	-	-	22	34	195	1	27-17-1	222	1	61	417	19	38	207	3	29-21-1	192	0	67	399
S 19	at Georgia*	L	20-52	92,746	ESPN	84	-	7	16	39	174	2	22-10-1	84	0	61	258	32	38	246	4	25-24-0	330	3	63	576
S 26	UCF	W	31-14	78,411	ESPNU	72	-	-	20	43	216	1	25-12-0	184	2	68	400	15	23	26	1	38-23-2	204	1	61	230
O 03	at Missouri*	L	10-24	66,751	SECN	55	-	-	17	34	112	0	30-17-3	186	1	64	298	18	43	163	1	28-21-0	136	2	70	299
O 10	at LSU*	L	24-45	42,058	ESPN	76	-	7	12	20	74	0	30-15-1	209	2	50	283	29	54	396	4	29-18-0	228	2	83	624
O 17	VANDERBILT*	W	19-10	75,159	SECN	70	-	-	17	37	152	0	29-17-1	272	1	66	424	20	35	155	0	42-21-3	177	1	77	332
O 31	at Texas A&M*	L	28-35	102,154	SECN	68	-	-	19	43	253	4	24-15-2	192	0	67	445	29	54	321	3	28-20-0	223	1	82	544
N 07	at Tennessee*	L	24-27	101,253	SECN	56	-	-	23	40	152	0	39-20-0	233	3	79	385	19	41	153	1	34-20-1	255	2	75	408
N 14	FLORIDA*	W	14-24	78,536	ESPN	53	-	11	13	23	21	0	25-14-2	180	2	48	201	20	43	148	2	33-19-2	256	1	76	404
N 21	THE CITADEL	L	22-23	77,241	SECN	59	-	-	18	25	72	1	43-28-0	367	1	68	439	17	61	350	3	3-2-0	37	0	64	387
N 28	CLEMSON	L	32-37	81,409	ESPN	68	-	1	17	38	181	1	30-14-1	221	3	68	402	25	47	236	4	27-20-0	279	1	74	515

2016 Record: 6-7, 3-5 SEC Coach: Will Muschamp Captains: T.J. Holloman, Hayden Hurst, Marquavius Lewis, Perry Orth

Date	Opponent	W/L	Score	Att	TV	TMP	Rankings		-SC Rushing-				-SC Passing-				SC Total	Opp	-Opp. Rushing-				-Opp. Passing-				Opp. Total
							SC	Opp	FD	Att	Yds	TD	A-C-I	Yds	TD	Plays			Yds	FD	Att	Yds	TD	A-C-I	Yds	TD	
S 01	at Vanderbilt*	W	13-10	30,304	ESPN	82	-	-	14	32	121	1	30-16-0	62	0	62	308	14	42	169	1	23-8-0	73	0	65	242	
S 10	at Mississippi St.*	L	14-27	57,763	ESPN2	93	-	-	18	31	34	0	39-20-1	209	2	70	243	24	45	290	0	30-20-1	195	3	75	485	
S 17	EAST CAROLINA	W	20-15	80,384	SECN	85	-	-	13	25	117	2	28-16-0	195	0	53	312	34	33	119	0	58-44-2	400	1	91	519	
S 24	at Kentucky*	L	10-17	51,702	SECN	83	-	-	16	35	91	1	30-15-0	177	0	65	268	23	50	216	2	19-11-1	135	0	69	351	
O 01	TEXAS A&M*	L	13-24	78,245	SECN	84	-	9	21	35	161	1	35-22-1	217	0	70	378	22	39	216	3	40-23-1	206	0	79	422	
O 09	GEORGIA*	L	14-28	77,221	SECN	75	-	-	13	26	30	2	36-26-1	288	0	62	318	19	50	326	2	17-5-1	29	1	67	355	
O 22	UMASS	W	34-28	73,428	SECN	61	-	-	21	44	194	3	26-17-0	247	2	70	395	23	37	142	1	42-20-2	247	3	79	389	
O 29	TENNESSEE*	W	24-21	78,696	ESPN2	71	-	18	19	49	158	1	21-15-0	167	2	70	325	16	37	136	1	27-12-2	161	1	64	297	
N 05	MISSOURI*	W	31-21	73,817	SECN	69	-	-	22	49	174	2	28-22-0	254	2	77	428	24	36	163	2	40-23-2	302	1	76	465	
N 12	at Florida*	L	7-20	89,614	CBS	72	-	22	15	30	43	1	33-18-1	213	0	63	256	18	37	171	0	21-17-1	201	2	58	372	
N 19	W. CAROLINA	W	44-31	76,650	SECNA	70	-	-	28	56	422	4	24-15-0	166	0	80	588	17	43	236	3	18-7-0	131	0	61	367	
N 26	at Clemson	L	7-56	81,542	ESPN	55	-	4	14	29	111	0	29-14-1	107	1	58	218	40	53	250	2	36-30-1	372	6	89	622	
D 29	USF (OT)	L	39-46	31,229	ESPN	56	-	25	27	34	91	2	43-32-2	390	3	77	481	24	48	208	3	32-23-1	261	2	80	469	

Birmingham Bowl

2017 Record: 9-4, 5-3 SEC Coach: Will Muschamp Captains: Jake Bentley, Hayden Hurst, Skai Moore, D.J. Wonnum

Date	Opponent	W/L	Score	Att	TV	TMP	Rankings		-SC Rushing-				-SC Passing-				SC Total	Opp	-Opp. Rushing-				-Opp. Passing-				Opp. Total
							SC	Opp	FD	Att	Yds	TD	A-C-I	Yds	TD	Plays			Yds	FD	Att	Yds	TD	A-C-I	Yds	TD	
S 02	vs NC State***	W	35-28	50,367	ESPN	81	-	-	12	21	31	1	29-17-1	215	3	50	246	29	35	89	2	64-45-0	415	2	99	504	
S 09	at Missouri*	W	31-13	55,023	ESPN2	81	-	-	20	40	172	2	28-18-0	187	1	68	359	21	37	178	0	32-14-2	245	1	69	423	
S 16	KENTUCKY*	L	13-23	82,493	SECN	85	-	-	14	20	54	0	37-24-2	304	2	57	358	20	47	184	2	26-16-1	169	0	73	353	
S 23	LA TECH	W	17-16	71,821	SECN	89	-	-	23	32	143	1	35-22-1	295	1	67	438	17	28	80	0	33-23-1	281	1	61	361	
S 30	at Texas A&M*	L	17-24	96,430	SECN	83	-	-	14	23	26	0	30-17-0	256	2	56	279	20	49	237	3	27-19-0	159	0	76	396	
O 07	ARKANSAS*	W	48-22	79,416	SECN	81	-	-	19	36	159	0	31-16-0	199	3	67	358	19	32	106	1	37-20-2	224	2	69	330	
O 14	at Tennessee*	W	15-9	98,104	ESPN	77	-	-	19	40	194	1	24-15-0	129	0	64	323	16	39	120	0	19-11-0	133	0	58	253	
O 28	VANDERBILT*	W	34-27	78,992	SECN	77	-	-	26	37	212	3	29-19-0	174	1	66	386	27	23	107	0	49-27-1	333	4	72	440	
N 04	at Georgia*	L	10-24	92,746	CBS	77	-	2	14	17	43	0	36-21-2	227	1	53	270	26	53	242	1	22-16-0	196	2	75	438	
N 11	FLORIDA*	W	28-20	79,727	CBS	49	-	-	24	47	220	4	29-19-3	249	0	76	469	12	22	78	2	39-17-1	223	0	61	301	
N 18	WOFFORD	W	31-10	74,742	SECNA	72	-	-	23	38	195	3	28-22-0	194	1	66	389	14	41	155	1	9-5-2	72	0	50	227	
N 25	CLEMSON	L	10-34	82,908	ESPN	57	-	4	10	25	81	0	29-16-2	126	1	54	207	27	45	184	2	38-25-2	285	2	83	469	
J 01	vs Michigan	W	26-19	45,687	ESPN2	56	-	-	13	26	61	1	32-19-1	239	2	58	300	17	33	74	1	45-21-2	203	0	78	277	

Outback Bowl

2018 Record: 7-6, 4-4 SEC Coach: Will Muschamp Captains: Bryson Allen-Williams, Zack Bailey, Jake Bentley, T.J. Brunson

Date	Opponent	W/L	Score	Att	TV	TMP	Rankings		-SC Rushing-				-SC Passing-				SC Total	Opp	-Opp. Rushing-				-Opp. Passing-				Opp. Total
							SC	Opp	FD	Att	Yds	TD	A-C-I	Yds	TD	Plays			Yds	FD	Att	Yds	TD	A-C-I	Yds	TD	
S 01	COASTAL CAR.	W	49-15	75,126	SECN	88	-	-	32	38	263	2	35-25-0	294	5	73	557	20	39	126	0	18-13-0	112	1	57	238	
S 08	GEORGIA*	L	17-41	83,140	CBS	92	24	3	19	20	54	0	48-31-2	282	2	68	336	30	52	271	3	19-16-1	202	1	71	473	
S 22	at Vanderbilt*	W	37-14	26,078	SECN	72	-	-	28	48	273	3	28-19-1	261	1	76	534	22	33	92	1	40-19-1	192	1	73	284	
S 29	at Kentucky*	L	10-24	63,081	SECN	70	-	17	20	35	128	0	34-17-3	193	1	69	321	19	46	195	3	20-13-1	132	0	66	327	
O 06	MISSOURI*	W	37-35	73,393	SECN	86	-	-	18	47	128	0	35-20-0	249	3	82	377	23	46	286	3	36-17-2	204	0	82	490	
O 13	TEXAS A&M*	L	23-26	76,871	SECN	76	-	22	19	18	76	0	35-17-1	223	3	53	299	25	40	105	1	37-25-0	353	1	77	458	
O 27	TENNESSEE*	W	27-24	80,614	SECN	60	-	-	19	40	224	2	16-11-1	152	1	56	376	23	34	144	1	39-27-0	207	2	73	351	
N 03	at Ole Miss*	W	48-44	56,798	SECN	66	-	-	18	37	147	3	32-22-0	363	2	69	510	34	50	237	5	48-31-0	379	0	98	616	
N 10	at Florida*	L	31-35	82,696	ESPN	68	-	19	18	36	147	2	28-18-1	239	2	64	386	33	62	367	4	21-15-0	161	1	83	528	
N 17	CHATTANOOGA	W	49-9	72,832	SECNA	50	-	-	33	42	238	3	36-29-0	364	4	78	602	17	24	78	0	37-18-1	256	1	61	334	
N 24	at Clemson	L	35-56	81,436	ESPN	49	-	2	29	25	90	0	50-32-1	510	5	75	600	38	55	351	7	37-27-0	393	1	92	744	
D 01	AKRON	W	28-3	53,420	SECNA	56	-	-	16	38	185	0	27-14-2	199	3	65	384	18	40	82	0	39-19-0	178	0	79	260	
D 29	Virginia	L	0-28	48,263	ABC	59	-	-	12	20	33	0	39-17-2	218	0	59	251	28	48	205	1	31-22-0	208	3	79	413	

Belk Bowl

2019 Record: 4-8, 3-5 SEC Coach: Will Muschamp Captains: T.J. Brunson, Bryan Edwards, Javon Kinlaw, Donell Stanley, D.J. Wonnum

Date	Opponent	W/L	Score	Att	TV	TMP	Rankings		-SC Rushing-				-SC Passing-				SC Total	Opp	-Opp. Rushing-				-Opp. Passing-				Opp. Total
							SC	Opp	FD	Att	Yds	TD	A-C-I	Yds	TD	Plays			Yds	FD	Att	Yds	TD	A-C-I	Yds	TD	
A 31	vs N. Carolina***	L	20-24	52,183	ESPN	90	-	-	15	31	128	1	30-16-2	142	1	61	270	24	52	238	0	24-15-0	245	2	76	483	
S 07	CHARLESTON SO.	W	72-10	70,698	SECN	91	-	-	29	38	493	8	31-25-1	282	2	69	775	14	24	72	0	46-26-3	195	1	70	267	
S 14	ALABAMA*	L	23-47	81,954	CBS	88	-	2	31	29	135	0	57-36-1	324	2	86	459	25	25	76	1	39-31-0	495	5	64	571	
S 21	at Missouri*	L	14-34	52,102	SECNA	81	-	-	11	24	16	1	41-19-1	255	1	65	271	26	54	194	0	33-19-1	227	2	87	421	
S 28	KENTUCKY*	W	24																								

2021 Record: 7-6, 3-5 SEC Coach: Shane Beamer Captains: Jabari Ellis, Kingsley Enagbare, Jaylan Foster, Jovaughn Gwyn, Parker White


Date	Opponent	W/L	Score	Att	TV	TMP	Rankings			-SC Rushing-			-SC Passing-			SC Total	Opp	-Opp. Rushing-			-Opp. Passing-			Opp. Total		
							SC	Opp	FD	Att	Yds	TD	A-C-I	Yds	TD			Plays	Yds	FD	Att	Yds	TD		A-C-I	Yds
S 04	EASTERN ILLINOIS	W	46-0	64,868	ESPN+	81	-	-	23	47	254	1	27-18-0	185	4	74	439	9	22	31	0	22-13-2	78	0	44	109
S 11	at East Carolina	W	20-17	40,816	ESPN2	78	-	-	16	39	99	0	24-13-1	225	1	63	324	12	38	116	1	2512-2	152	1	63	268
S 18	at Georgia*	L	13-40	92,746	ESPN	86	-	2	13	34	90	0	29-14-1	214	1	63	304	26	31	184	2	35-24-2	307	3	66	491
S 25	KENTUCKY*	L	10-16	77,559	ESPN2	74	-	-	12	26	58	0	25-17-0	158	1	51	216	22	44	230	1	22-15-1	102	0	66	332
O 02	TROY	W	23-14	60,686	SECN	84	-	-	19	28	101	0	34-20-0	255	1	62	356	21	31	145	2	38-22-2	163	0	69	308
O 09	at Tennessee*	L	20-45	89,437	ESPN2	70	-	-	22	41	153	2	34-21-1	217	1	75	370	24	49	247	3	23-17-0	225	3	72	472
O 16	VANDERBILT*	W	21-20	64,695	SECN	83	-	-	17	32	112	0	35-22-2	317	3	67	429	15	39	106	1	21-11-1	206	1	60	312
O 23	at Texas A&M*	L	14-44	103,889	SECN	81	-	17	13	31	71	1	26-15-2	114	1	57	185	26	53	290	2	26-12-1	187	2	79	477
N 06	FLORIDA*	W	40-17	70,131	SECN	55	-	-	21	42	284	1	24-14-0	175	2	66	459	13	26	82	0	30-17-1	258	2	56	340
N 13	at Missouri*	L	28-31	44,092	SECN	44	-	-	20	35	57	3	30-16-1	193	2	65	250	20	46	258	1	23-15-2	180	2	69	438
N 20	AUBURN*	W	21-17	70,299	SECN	48	-	-	15	41	149	0	15-10-1	157	3	56	306	22	33	191	1	32-17-0	188	1	65	379
N 27	CLEMSON	L	0-30	79,897	SECN	47	-	-	12	20	43	0	42-19-2	163	0	62	206	17	43	265	3	19-9-1	99	0	62	364
D 30	vs North Carolina	W	38-21	45,520	ESPN	68	-	-	27	51	301	2	15-12-0	242	2	66	543	14	29	128	1	21-12-0	205	1	50	333

Duke's Mayo Bowl

2022 Record: 8-5, 4-4 SEC Coach: Shane Beamer Captains: Eric Douglas, Jovaughn Gwyn, Brad Johnson, Zacch Pickens, Spencer Rattler

Date	Opponent	W/L	Score	Att	TV	TMP	Rankings			-SC Rushing-			-SC Passing-			SC Total	Opp	-Opp. Rushing-			-Opp. Passing-			Opp. Total		
							SC	Opp	FD	Att	Yds	TD	A-C-I	Yds	TD			Plays	Yds	FD	Att	Yds	TD		A-C-I	Yds
S 03	GEORGIA STATE	W	35-14	78,297	ESPN+	81	-	-	19	32	79	1	37-23-2	227	1	69	306	14	40	200	1	29-7-1	111	1	69	311
S 10	at Arkansas*	L	30-44	72,437	ESPN	75	-	16	23	29	40	3	39-24-1	377	1	68	417	28	65	295	5	21-18-0	162	1	86	457
S 17	GEORGIA*	L	7-48	78,212	ESPN	81	-	1	17	30	92	0	34-19-3	214	1	64	306	30	35	208	3	30-21-0	339	3	65	547
S 24	CHARLOTTE	W	56-20	77,982	ESPN2	75	-	-	28	40	295	6	26-19-1	250	1	66	545	21	29	79	0	35-20-3	213	3	64	292
S 29	S. CAROLINA ST.	W	50-10	61,551	SECN	67	-	-	21	31	185	5	30-24-2	219	2	61	404	13	40	145	1	18-7-3	75	0	58	220
O 08	at Kentucky*	W	24-14	61,612	SECN	50	-	13	15	42	179	2	19-14-1	177	1	61	356	18	36	121	0	27-15-1	178	2	63	299
O 22	TEXAS A&M*	W	30-24	77,837	SECN	63	-	-	13	35	118	3	25-12-0	168	0	60	286	23	28	129	1	47-25-1	269	1	75	398
O 29	MISSOURI*	L	10-23	77,578	SECN	64	-	-	14	23	32	1	30-20-1	171	0	53	203	20	43	143	2	26-17-0	224	0	69	367
N 05	at Vanderbilt*	W	38-27	28,553	SECN	65	-	-	17	35	208	1	28-20-0	284	4	63	492	24	41	226	1	33-18-2	228	3	74	454
N 12	at Florida*	L	6-38	89,454	SECN	80	-	-	11	23	44	0	27-19-0	193	1	50	237	26	54	374	3	25-15-0	141	2	79	515
N 19	TENNESSEE*	W	63-38	79,041	ESPN	53	-	5	35	38	153	3	38-31-0	453	6	76	606	31	28	152	1	50-29-0	355	4	78	507
N 26	at Clemson	W	31-30	81,500	ABC	61	-	7	14	31	55	2	39-25-2	360	2	70	415	17	37	237	2	29-8-1	99	1	66	336
D 30	vs Notre Dame	L	38-45	67,383	ESPN	75	20	19	20	22	75	0	49-31-1	287	3	71	362	27	46	264	3	34-19-3	294	3	80	558

TaxSlayer Gator Bowl



2022 Final A.P. Poll

1.	Georgia	15-0	1575
2.	TCU	13-2	1484
3.	Michigan	13-1	1438
4.	Ohio State	11-2	1394
5.	Alabama	11-2	1303
6.	Tennessee	11-2	1294
7.	Penn State	11-2	1200
8.	Washington	11-2	1097
9.	Tulane	12-2	1025
10.	Utah	10-4	876
11.	Florida State	10-3	814
12.	Southern California	11-3	795
13.	Clemson	11-3	791
14.	Kansas State	10-4	784
15.	Oregon	10-3	758
16.	LSU	10-4	757
17.	Oregon State	10-3	742
18.	Notre Dame	9-4	535
19.	Troy	12-2	322
20.	Mississippi State	9-4	320
21.	UCLA	9-4	243
22.	Pittsburgh	9-4	233
23.	South Carolina	8-5	180
24.	Fresno State	10-4	164
25.	Texas	8-5	95



1992

WR Toby Cates
WR Stacy Robinson
TE Matthew Campbell
LT Ernest Dye
LG Vincent Dinkins
OC Kenny Farrell
RG Antoine Rivens
RT Kevin Rosenkrans
QB Steve Taneyhill
RB Brandon Bennett
RB Rob DeBoer
PK Marty Simpson

OLB Ernest Dixon
DE David Turnipseed
NG Cedric Bemberry
DE Eric Sullivan
OLB Keith Franklin
ILB Eric Brown
ILB Hank Campbell
CB Frank Adams
SS Tony Watkins
FS Norman Greene
CB Rocky Clay
P Marty Simpson

1993

WR Toby Cates
WR Chris Alford
TE Matthew Campbell
LT Luther Dixon
LG James Dexter
OC Vincent Dinkins
RG John Harrison
RT Corey Louchiey
QB Steve Taneyhill
RB Brandon Bennett
RB Rob DeBoer
PK Reed Morton

OLB Ernest Dixon
DT Stacy Evans
NG Eric Sullivan
DT Jahmal Pettiford
OLB James Flowers
ILB Eric Brown
ILB Mike Landry
CB Frank Adams
SS Tony Watkins
FS Norman Greene
CB Ron Nealy
P Marty Simpson

1994

WR Toby Cates
WR Monty Means
TE Boomer Foster
TT Randy Wheeler
TG Delvin Herring
OC Vincent Dinkins
SG Luther Dixon
ST James Dexter
QB Steve Taneyhill
TB Brandon Bennett
RB Stanley Pritchett
PK Reed Morton

DE Stacy Evans
DT Eric Sullivan
DT David Turnipseed
DE Chris Rumph
LB Aubrey Brooks
LB Hank Campbell
LB Ronnie Smith
CB Corey Bell
FS C. Abrams/B. Washington
SS Tony Watkins
CB Terry Cousin
P Derwin Jeffcoat

1995

WR Zola Davis
WR Darrel Nicklow
WR Monty Means
TT Randy Wheeler
TG Travis Whitfield
OC Luther Dixon
SG Jamar Nesbit
ST James Dexter
QB Steve Taneyhill
RB Stanley Pritchett
RB Duce Staley
PK Reed Morton

DE Selvesta Miller
DT Eric Sullivan
DT Henry Taylor
DE Maynard Caldwell
LB Aubrey Brooks
LB Hank Campbell
LB Ronnie Smith
CB Ron Nealy
SS Ben Washington
FS Arturo Freeman
CB Terry Cousin
P Derwin Jeffcoat

1996

WR Zola Davis
WR Corey Bridges
TE Jason Lawson
LT Jamar Nesbit
LG Travis Whitfield
OC Paul Beckwith
RG Ed Hrubiec
RT Randy Wheeler
QB Anthony Wright
TB Duce Staley
FB Steve Mixon
PK C. Leavitt/R. Morton

DE Maynard Caldwell
DT Henry Taylor
DT Michael Maddox
DE Selvesta Miller
OLB Benji Young
MLB Shane Burnham
OLB Darren Hambrick
CB Terry Cousin
SS Ben Washington
FS Arturo Freeman
CB Lee Wiggins
P Courtney Leavitt

1997

WR Zola Davis
WR Kerry Hood
TE Trevon Matthews
TT Jamar Nesbit
LG Travis Whitfield
OC Paul Beckwith
RG Ed Hrubiec
RT A. Spearman/R. Baker
QB Anthony Wright
TB Boo Williams
FB Jacob Bush
PK Steve Florio

DE John Abraham
DT Henry Taylor
DT Cecil Caldwell
DE Selvesta Miller
LB Corey Atkins
LB Shane Burnham
DB Homer Torrance
CB Lee Wiggins
SS Ben Washington
FS Arturo Freeman
CB Kevin Brooks
P Courtney Leavitt

1998

WR Zola Davis
WR Jermale Kelly
TE Jim Levandusky
LT Andray Spearman
LG Philip Jones
OC Jamar Nesbit
RG Kevin Rivers
RT Melvin Paige
QB Anthony Wright
TB Troy Hambrick
FB Antoine Nesmith
PK Courtney Leavitt

DE John Abraham
DT E. Rochester/L. Johnson
DT Cecil Caldwell
DE Matt Marsters
LB Corey Atkins
LB Andre Offing
LB Willie Offord
CB Keris Sullivan
SS Homer Torrance
SS Ray Green
CB Kevin Brooks
P Courtney Leavitt

1999

WR Jermale Kelly
WR Kerry Hood
TE Trey Pennington
LT Cedric Williams
LG Langston Moore
OC Philip Jones
RG S. Hall/K. Johnson/K. Rivers
RT Melvin Paige
QB Phil Petty
TB Derek Watson
FB Antoine Nesmith
PK Steve Florio

DE Matt Marsters
DT Cecil Caldwell
DT Cleveland Pinkney
DE Kalimba Edwards
LB John Abraham
LB Kenny Harney
LB Corey Atkins
CB Kevin House
SS Ray Green
FS Sheldon Brown
CB Rashad Faison
P Courtney Leavitt

2000

WR Jermale Kelly
WR Ryan Brewer
WR Brian Scott
TE Thomas Hill
LT Travelle Wharton
LG Cedric Williams
OC Scott Browne
RG C.J. Frye
RT Melvin Paige
QB Phil Petty
TB Derek Watson
PK Reid Bethea

DE Dennis Quinn
DT Cecil Caldwell
DT Cleveland Pinkney
DE Kalimba Edwards
LB Shannon Wadley
LB Andre Offing
LB Willie Offord
CB Andre Goodman
SS Rashad Faison
FS A. Nesmith/D. Eiland
CB Sheldon Brown
P Tyeler Dean

2001

WR Brian Scott
WR Matthew Thomas
WR Ryan Brewer
TE Rod Trafford
LT Travelle Wharton
LG Cedric Williams
OC Larrell Johnson
RG Shane Hall
RT Melvin Paige
QB Phil Petty
TB Derek Watson
PK Daniel Weaver

DE John Stamper
NG Langston Moore
DE Dennis Quinn
LB Kalimba Edwards
LB Kenny Harney
LB Jermaine Lemon
SPR Rashad Faison
SPR Willie Offord
CB Andre Goodman
FS Antione Nesmith
CB Sheldon Brown
P Tyeler Dean

2002

WR Ryan Brewer
WR Michael Ages
WR Troy Williamson
TE Hart Turner
LT Travelle Wharton
LG Cedric Williams
OC C.J. Frye
RG Shane Hall
RT Watts Sanderson
QB Corey Jenkins
RB Andrew Pinnock
PK Daniel Weaver

DE George Gause
NG Langston Moore
DE Moe Thompson
LB Jermaine Lemon
LB Jeremiah Garrison
LB Lance Laury
SPR Rashad Faison
SPR Jonathan Martin
CB Dunta Robinson
FS Deandre Eiland
CB Taqiy Muhammad
P Tyeler Dean

2003

WR Troy Williamson
WR Matthew Thomas
TE Hart Turner
LT Travelle Wharton
LG Jabari Levey
OC John Strickland
RG Jonathan Alston
RT Na'Shan Goddard
QB Dondrial Pinkins
TB Demetris Summers
FB Daccus Turman
PK Daniel Weaver

DE George Gause
DT Freddy Saint-Preux
DT Darrell Shropshire
DE Moe Thompson
LB Marcus Lawrence
LB Lance Laury
LB Jeremiah Garrison
CB Dunta Robinson
S Rodriques Wilson
S Jamacia Jackson
CB Deandre Eiland
P Josh Brown

2004

WR Troy Williamson
WR Matthew Thomas
TE Brian Brownlee
LT Jabari Levey
LG Chris White
OC John Strickland
RG Jonathan Alston
RT Na'Shan Goddard
QB Dondrial Pinkins
RB Demetris Summers
RB Cory Boyd
PK Josh Brown

DE Moe Thompson
DT Darrell Shropshire
DT Preston Thorne
DE George Gause
LB Ricardo Hurley
LB Marcus Lawrence
LB Rodriques Wilson
CB Tremaine Tyler
SS Jamacia Jackson
FS Ko Simpson
CB Fred Bennett
P Josh Brown

2005

WR Sidney Rice
WR Syvelle Newton
TE Carson Askins
TE Jabari Levey
LG Freddy Saint-Preux
OC Chris White
RG Na'Shan Goddard
RT Jamon Meredith
QB Blake Mitchell
TB Mike Davis
FB Daccus Turman
PK Josh Brown

DE Jordin Lindsey
DT Stanley Doughty
NT Chris Tucker
DE Orus Lambert
LB Mike West
LB Lance Laury
LB Ricardo Hurley
CB Fred Bennett
ROV Ko Simpson
FS T. Tyler/C. Hampton
CB Johnathan Joseph
P Josh Brown

2006

WR Sidney Rice
WR Kenny McKinley
TE Andy Boyd
LT Jamon Meredith
LG Thomas Coleman
OC Chris White
RG Seth Edwards
RT Justin Sorensen
QB Syvelle Newton
TB C. Boyd/M. Davis
FB Lanard Stafford
PK Ryan Succop

DE Casper Brinkley
DT Nathan Pepper
NT Joel Reaves
DE Ryan Brown
LB Cody Wells
LB Jasper Brinkley
LB Rodney Paulk
CB Fred Bennett
SS Chris Hampton
FS Stoney Woodson
CB Carlos Thomas
P Ryan Succop



2007

WR Kenny McKinley
WR Dion LeCorn
TE Andy Boyd
LT Jamon Meredith
LG Seaver Brown
OC William Brown
RG Lemuel Jeanpierre
RT Justin Sorensen
QB Blake Mitchell
RB Cory Boyd
FB Lanard Stafford
PK Ryan Succop

DE Eric Norwood
DT Marque Hall
DT Ladi Ajiboye
DE Casper Brinkley
LB Cliff Matthews
LB Marvin Sapp
LB Rodney Paulk
CB Captain Munnerlyn
ROV Emanuel Cook
FS Darian Stewart
CB Carlos Thomas
P Ryan Succop

2008

WR Kenny McKinley
WR Jason Barnes
TE Jared Cook
LT Jarriel King
LG Jamon Meredith
OC Garrett Anderson
RG Terrence Campbell
RT Justin Sorensen
QB Chris Smelley
TB Mike Davis
FB Patrick DiMarco
PK Ryan Succop

DE Jordn Lindsey
DT Nathan Pepper
DT Ladi Ajiboye
DE Cliff Matthews
LB Eric Norwood
LB Jasper Brinkley
SPR Darian Stewart
CB Captain Munnerlyn
SS Emanuel Cook
SS Chris Culliver
CB Stoney Woodson
P Spencer Lanning

2009

WR Alshon Jeffery
WR Moe Brown
TE Weslye Saunders
LT Kyle Nunn
LG J. King/G. Anderson
OC Lemuel Jeanpierre
RG T.J. Johnson
RT Hutch Eckerson
QB Stephen Garcia
TB Kenny Miles
FB Patrick DiMarco
PK Spencer Lanning

DE Clifton Geathers
DT Nathan Pepper
DT Ladi Ajiboye
DE Cliff Matthews
LB Eric Norwood
LB Shaq Wilson
SPR Antonio Allen
CB Stephon Gilmore
SS Darian Stewart
FS Chris Culliver
CB Akeem Auguste
P Spencer Lanning

2010

WR Alshon Jeffery
WR Tori Gurley
WR D.L. Moore
TE Patrick DiMarco
LT Kyle Nunn
LG Garrett Chisolm
OC T.J. Johnson
RG Rokevious Watkins
RT Hutch Eckerson
QB Stephen Garcia
TB Marcus Lattimore
PK Spencer Lanning

DE Devin Taylor
DT Travian Robertson
DT Ladi Ajiboye
DE Cliff Matthews
LB Josh Dickerson
LB Tony Straughter
SPR Antonio Allen
CB Stephon Gilmore
SS DeVonte Holloman
SS Akeem Auguste
CB Chris Culliver
P Spencer Lanning

2011

WR Alshon Jeffery
WR Ace Sanders
TE Justice Cunningham
LT Rokevious Watkins
LG A.J. Cann
OC T.J. Johnson
RG Terrence Campbell
RT M. Matulis/C. Gibson
QB Connor Shaw
TB Marcus Lattimore
FB Dalton Wilson
PK Jay Wooten

DE Devin Taylor
DT Travian Robertson
DT K. Quarles/A. Fordham
DE Melvin Ingram
LB Reginald Bowens
LB Shaq Wilson
SPR Antonio Allen
CB Stephon Gilmore
SS DeVonte Holloman
SS D.J. Swearinger
CB C.C. Whitlock
P Joey Scribner-Howard

2012

WR Ace Sanders
WR Bruce Ellington
WR D.L. Moore
TE Justice Cunningham
LT Corey Robinson
LG A.J. Cann
OC T.J. Johnson
RG Ronald Patrick
RT Brandon Shell
QB Connor Shaw
TB Marcus Lattimore
PK Adam Yates

DE Devin Taylor
DT Byron Jerideau
DT Kelcy Quarles
DE Jadeveon Clowney
LB Reginald Bowens
LB Shaq Wilson
SPR DeVonte Holloman
CB Victor Hampton
SS Brison Williams
FS D.J. Swearinger
CB Jimmy Legree
P Tyler Hull

2013

WR Bruce Ellington
WR Damiere Byrd
WR Nick Jones
TE Rory Anderson
LT Corey Robinson
LG A.J. Cann
OC Clayton Stadnik
RG Ronald Patrick
RT Brandon Shell
QB Connor Shaw
TB Mike Davis
PK Elliott Fry

DE Chaz Sutton
DT J.T. Surratt
DT Kelcy Quarles
DE Jadeveon Clowney
LB Kaiwan Lewis
LB Marquis Roberts
SPR Sharrod Golightly
CB Jimmy Legree
SS Brison Williams
FS K. Marcus/C. Elder
CB Victor Hampton
P Tyler Hull

2014

WR Pharoh Cooper
WR Nick Jones
WR Damiere Byrd
TE Rory Anderson
LT Corey Robinson
LG A.J. Cann
OC Alan Knott
RG Will Sport
RT Brandon Shell
QB Dylan Thompson
TB Mike Davis
PK Elliott Fry

DE Gerald Dixon
DT J.T. Surratt
DT Gerald Dixon Jr.
DE Darius English
LB Skai Moore
LB Jonathan Walton
SPR Sharrod Golightly
CB Brison Williams
SS T.J. Gurley
FS Chris Moody
CB Chris Lammons
P Tyler Hull

2015

WR Pharoh Cooper
WR Matrick Belton
WR Carlton Heard
TE Jerrell Adams
LT Brandon Shell
LG Mike Matulis
OC Alan Knott
RG Will Sport
RT Mason Zandi
QB Perry Orth
TB Brandon Wilds
PK Elliott Fry

DE Cooper/Johnson/Whitlow/Dixon
DT Taylor Stallworth
DT Gerald Dixon Jr.
DE Marquavius Lewis
LB T.J. Holloman
LB Skai Moore
SPR T.J. Gurley
CB Al Harris Jr.
SS Jordan Diggs
FS Isaiah Johnson
CB Rico McWilliams
P Sean Kelly

2016

WR Deebo Samuel
WR Bryan Edwards
TE K.C. Crosby
TE Hayden Hurst
LT Mason Zandi
LG Zack Bailey
OC Alan Knott
RG Cory Helms
RT Malik Young
QB Jake Bentley
RB Rico Dowdle
PK Elliott Fry

DE Marquavius Lewis
DT Taylor Stallworth
DT Ulric Jones
DE Darius English
LB T.J. Holloman
LB Jonathan Walton
LB Bryson Allen-Williams
CB JaMarcus King
S D.J. Smith
S Chris Moody
CB Chris Lammons
P Sean Kelly

2017

WR Bryan Edwards
WR OrTre Smith
WR Shi Smith
TE Hayden Hurst
LT Dennis Daley
LG Donell Stanley
OC Alan Knott
RG Cory Helms
RT Zack Bailey
QB Jake Bentley
RB A.J. Turner
PK Parker White

DE Keir Thomas
DT Taylor Stallworth
DT Javon Kinlaw
DE D.J. Wonnum
LB T.J. Brunson
LB Skai Moore
CB JaMarcus King
S Chris Lammons
S D.J. Smith
CB Rashad Fenton
N Janyest Williams
P Joseph Charlton

2018

WR Deebo Samuel
WR Bryan Edwards
WR Shi Smith
TE K.C. Crosby
LT Dennis Daley
LG Zack Bailey
OC Donell Stanley
RG Sadarius Hutcherson
RT Dylan Wonnum
QB Jake Bentley
RB Rico Dowdle
PK Parker White

DL Keir Thomas
DT Javon Kinlaw
DT Kobe Smith
DE Bryson Allen-Williams
LB T.J. Brunson
LB Sherrod Greene
CB Keisean Nixon
S R.J. Roderick
S Stephen Montac
CB Rashad Fenton
N Jaycee Horn
P Joseph Charlton

2019

WR Bryan Edwards
WR Shi Smith
WR Chavis Dawkins
TE Kyle Markway
LT Sadarius Hutcherson
LG Jordan Rhodes
OC Donell Stanley
RG Jovaughn Gwyn
RT Dylan Wonnum
QB Ryan Hilinski
RB Rico Dowdle
PK Parker White

DE Aaron Sterling
DT Javon Kinlaw
DT Kobe Smith
DE D.J. Wonnum
LB Sherrod Greene
LB Ernest Jones
LB T.J. Brunson
CB Jaycee Horn
S R.J. Roderick
S J.T. Ibe
CB Israel Mukuamu
P Joseph Charlton

2020

WR Shi Smith
WR Xavier Legette
TE Nick Muse
LT Jakai Moore
LG Sadarius Hutcherson
OC Eric Douglas
RG Jovaughn Gwyn
RT Dylan Wonnum
QB Collin Hill
RB Kevin Harris
FB Adam Prentice
PK Parker White

DL Keir Thomas
DT Jabari Ellis
DT Zacch Pickens
DE Kingsley Enagbare
LB Ernest Jones
LB Damani Staley
CB Jaycee Horn
DB I. Mukuamu/J. Foster
S R.J. Roderick
CB John Dixon
N Jammie Robinson
P Kai Kroeger

2021

WR Jalen Brooks
WR Josh Vann
WR Dakereon Joyner
TE Nick Muse
LT Jazston Turnetine
LG Vershon Lee
OC Eric Douglas
RG Jovaughn Gwyn
RT Tyshawn Wannamaker
QB Zeb Noland
RB Kevin Harris
PK Parker White

EDGE Kingsley Enagbare
DT Jabari Ellis
DT Zacch Pickens
DE Aaron Sterling
LB Brad Johnson
LB Damani Staley
CB Cam Smith
S R.J. Roderick
S Jaylan Foster
CB Darius Rush
N Carlins Platel
P Kai Kroeger

2022

WR Jalen Brooks
WR Xavier Legette
TE Nate Adkins
TE Austin Stogner
LT Jaylen Nichols
LG Jakai Moore
OC Eric Douglas
RG Jovaughn Gwyn
RT Dylan Wonnum
QB Spencer Rattler
RB MarShawn Lloyd
PK Mitch Jeter

EDGE Jordan Burch
DT Tonka Hemingway
DT Zacch Pickens
EDGE Gilber Edmond
LB Brad Johnson
LB Sherrod Greene
CB Marcellas Dial
S Nick Emmanwori
S DQ Smith
CB Darius Rush
N Cam Smith
P Kai Kroeger

Akron (1-0)

H: 1-0 A: 0-0
2018 12/01 W 28-3 H

Alabama (3-13)

H: 2-4 A: 1-8 N: 0-1
1937 10/09 L 0-20 A
1942 11/07 L 0-29 A
1945 10/13 L 0-55 N
1946 10/05 L 6-14 H
1965 11/01 L 14-35 A
1966 11/12 L 0-24 A
1967 11/18 L 0-17 A
1992 10/03 L 7-48 A
1993 10/02 L 6-17 H
2000 09/30 L 17-27 A
2001 09/29 W 37-36 H
2004 10/02 W 20-3 A
2005 09/17 L 14-37 H
2009 10/17 L 6-20 A
2010 10/09 W 35-21 H
2019 09/14 L 23-47 H

Appalachian State (8-2)

H: 8-2 A: 0-0
1972 10/14 W 41-7 H
1973 11/10 W 35-14 H
1974 11/04 W 21-18 H
1975 11/08 L 34-39 H
1976 09/04 W 21-10 H
1977 09/03 W 32-17 H
1985 09/07 W 20-13 H
1987 09/04 W 24-3 H
1988 10/01 W 35-9 H
2019 11/09 L 15-20 H

Arkansas (10-14)

H: 7-5 A: 3-9
1992 09/12 L 7-45 H
1993 09/11 L 17-18 A
1994 09/10 W 14-0 H
1995 09/09 L 21-51 A
1996 10/19 W 23-17 H
1997 10/18 W 39-13 A
1998 10/17 L 28-41 H
1999 10/16 L 14-48 A
2000 10/14 W 27-7 H
2001 10/13 L 7-10 A
2002 11/09 L 0-23 H
2003 11/08 L 6-28 A
2004 11/06 W 35-32 H
2005 11/05 W 14-10 A
2006 11/04 L 20-26 H
2007 11/03 L 36-48 A
2008 11/08 W 34-21 H

2009 11/07 L 16-33 A
2010 11/06 L 20-41 H
2011 11/05 L 28-44 A
2012 11/10 W 38-20 H
2013 10/12 W 52-7 A
2017 10/07 W 48-22 H
2022 09/10 L 30-44 A

Army (1-2)

H: 0-0 A: 1-2
1952 09/27 L 7-28 A
1954 09/25 W 34-20 A
1958 09/27 L 8-45 A

Auburn (3-10-1)

H: 2-3-0 A: 0-4-0 N: 1-3-1
1930 11/27 L 7-25 N
1931 11/26 L 6-13 N
1932 12/03 T 20-20 N
1933 12/02 W 16-14 N
1996 10/05 L 24-28 A
1997 10/04 L 6-23 H
2005 10/01 L 7-48 A
2006 09/28 L 17-24 H
2010 09/25 L 27-35 A
2010 12/04 L 17-56 N
2011 10/01 L 13-16 H
2014 10/25 L 35-42 A
2020 10/17 W 30-22 H
2021 11/20 W 21-17 H

Augusta (0-1)

H: 0-1 A: 0-0
1894 10/11 L 4-16 H

Ball State (1-0)

H: 1-0 A: 0-0
1998 09/05 W 38-20 H

Baylor (1-2)

H: 1-0 A: 0-2
1949 09/24 L 6-20 A
1975 10/04 W 24-13 H
1976 10/02 L 17-18 A

Bingham (5-2-1)

H: 4-1-0 A: 1-1-1
1898 10/18 W 16-5 H
1899 11/15 W 11-5 H
1899 11/22 L 6-18 A
1901 10/24 W 11-6 A
1902 10/25 W 28-0 H
1905 10/20 W 19-6 H
1905 11/11 T 5-5 A
1908 11/07 L 6-10 H

Boise State (1-0)

H: 1-0 A: 0-0
2001 11/01 W 32-12 H

Camp Blanding (1-0)

H: 1-0 A: 0-0
1945 10/06 W 20-6 H

Catholic (1-2)

H: 0-1 A: 1-1
1957 11/25 L 14-27 A
1958 11/28 W 7-0 A
1939 09/29 L 0-12 H

Central Florida (5-0)

H: 4-0 A: 1-0
1996 09/07 W 33-14 H
1997 09/06 W 33-31 H
2005 09/01 W 24-15 H
2013 09/28 W 28-25 A
2015 09/26 W 31-14 H

Centre (1-2)

H: 1-1 A: 0-1
1922 11/30 L 0-42 A
1925 11/28 W 20-0 H
1931 12/05 L 7-9 H

Charleston (7-0)

H: 4-0 A: 3-0
1903 11/21 W 6-0 A

1907 11/16 W 14-4 H
1908 10/10 W 17-0 H
1909 10/28 W 17-11 H
1910 10/08 W 8-0 H
1911 10/14 W 16-0 A
1912 10/26 W 68-0 A

Charleston A.A. (0-1)

H: 0-1 A: 0-0
1908 10/22 L 4-15 H

Charleston A.C. (0-1)

H: 0-0 A: 0-1
1904 11/19 L 0-6 A

Charleston C.G. (1-0-1)

H: 0-0 A: 1-0-1
1943 10/29 W 20-0 A
1944 10/27 T 6-6 A

Charleston M.C. (1-0)

H: 1-0 A: 0-0
1902 11/28 W 80-0 H

Charleston Southern (1-0)

H: 1-0 A: 0-0
2019 09/07 W 72-10 H

Charleston Y (0-3)

H: 0-1 A: 0-2
1896 10/31 L 4-6 A
1897 10/23 L 0-4 A
1897 11/26 L 0-6 H

Charlotte (1-0)

H: 1-0 A: 0-0
2022 09/24 W 56-20 H

Chattanooga (1-0)

H: 1-0 A: 0-0
2018 11/17 W 49-9 H

Chicago (1-0)

H: 0-0 A: 1-0
1928 09/29 W 6-0 A

Cincinnati (2-0)

H: 2-0 A: 0-0
1980 10/18 W 49-7 H
1982 10/02 W 37-10 H

The Citadel (40-8-3)

H: 14-5-0 A: 9-2-1 N: 17-1-2
1905 11/30 W 47-0 A
1907 11/28 W 12-0 A
1908 11/26 W 12-0 A
1909 11/25 W 11-5 A
1910 11/24 L 0-5 A
1911 11/30 T 0-0 A
1912 11/28 W 26-2 H
1913 11/26 W 42-13 H
1914 11/26 W 7-6 H
1915 11/25 L 0-3 H
1916 11/30 L 2-20 H
1917 11/29 W 20-0 H
1918 11/28 T 0-0 N
1919 11/27 L 7-14 H
1920 11/25 W 7-6 A
1921 11/24 W 13-0 H
1922 11/16 W 13-0 N
1923 11/15 W 12-0 N
1924 10/29 W 14-3 N
1925 10/28 W 30-6 N
1926 10/28 L 9-12 N
1927 10/27 W 6-0 N
1928 11/01 T 0-0 N
1929 10/31 W 27-14 N
1930 10/30 W 13-0 N
1931 10/29 W 26-7 N
1932 11/19 W 19-0 H
1933 10/26 W 12-6 N
1934 10/18 W 20-6 N
1935 10/17 W 25-0 N
1936 10/30 W 9-0 N
1937 10/29 W 21-6 N
1940 12/08 W 31-6 A
1941 10/31 W 13-6 N

1942 10/30 W 14-0 N
1946 11/01 W 19-7 N
1947 11/07 W 12-0 N
1949 12/03 W 42-0 H
1950 11/11 L 7-19 A
1951 10/01 W 26-7 H
1952 11/08 W 35-0 A
1953 09/26 W 25-0 H
1954 12/04 W 19-6 A
1964 11/07 W 17-14 H
1965 09/18 W 13-3 A
1980 11/08 W 45-24 H
1984 09/08 W 31-24 H
1985 09/31 W 56-17 H
1990 10/20 L 35-38 H
2011 11/19 W 41-20 H
2015 11/21 L 22-23 H

Clemson (43-72-4)

H: 32-53-3 A: 11-19-1
1896 11/12 W 12-6 H
1897 11/11 L 6-18 H
1898 11/17 L 0-24 H
1899 11/09 L 0-34 H
1900 11/01 L 0-51 H
1902 12/06 W 12-8 H
1909 11/03 L 0-6 H
1910 11/03 L 0-24 H
1911 11/02 L 0-27 H
1912 10/31 W 22-7 H
1913 10/30 L 0-32 H
1914 10/29 L 6-29 H
1915 10/28 T 0-0 H
1916 10/26 L 0-27 H
1917 10/25 L 13-21 H
1918 11/02 L 0-39 H
1919 10/30 L 6-19 H
1920 10/28 W 3-0 H
1921 10/27 W 21-0 H
1922 10/26 L 0-3 H
1923 10/25 L 6-7 H
1924 10/23 W 3-0 H
1925 10/22 W 33-0 H
1926 10/21 W 24-0 H
1927 10/20 L 0-20 H
1928 10/25 L 0-32 H
1929 10/24 L 14-21 H
1930 10/23 L 7-20 H
1931 10/22 W 21-0 H
1932 10/20 W 14-0 H
1933 10/19 W 7-0 H
1934 10/25 L 0-19 H
1935 10/24 L 0-44 H
1936 10/22 L 0-19 H
1937 10/21 L 6-34 H
1938 10/20 L 12-34 H
1939 10/19 L 0-27 H
1940 10/19 L 13-21 H
1941 10/23 W 18-14 H
1942 10/22 L 6-18 H
1943 10/21 W 33-6 H
1944 10/19 L 13-20 H
1945 10/25 T 0-0 H
1946 10/24 W 26-14 H
1947 10/23 W 21-19 H
1948 10/21 L 7-13 H
1949 10/20 W 27-13 H
1950 10/19 T 14-14 H
1951 10/25 W 20-0 H
1952 10/23 W 6-0 H
1953 10/22 W 14-7 H
1954 10/21 W 13-8 H
1955 10/20 L 14-28 H
1956 10/25 L 0-7 H
1957 10/24 L 0-13 H
1958 10/23 W 26-6 H
1959 10/22 L 0-27 H
1960 11/12 L 2-12 A
1961 11/11 W 21-14 H
1962 11/24 L 17-20 A
1963 11/28 L 20-24 H
1964 11/21 W 7-3 A
1965 11/02 W 17-16 H
1966 11/26 L 10-35 A
1967 11/25 L 12-23 H
1968 11/23 W 7-3 A
1969 11/22 W 27-13 H

1970 11/21 W 38-32 A
1971 11/27 L 7-17 H
1972 11/25 L 6-7 A
1973 11/24 W 32-20 H
1974 11/23 L 21-39 A
1975 11/22 W 56-20 H
1976 11/20 L 9-28 A
1977 11/19 L 27-31 H
1978 11/25 L 23-41 A
1979 11/24 W 13-9 H
1980 11/22 L 6-27 A
1981 11/21 L 13-29 H
1982 11/20 L 6-24 A
1983 11/19 L 13-22 H
1984 11/24 W 22-21 A
1985 11/23 L 17-24 H
1986 11/22 T 21-21 A
1987 11/21 W 20-7 H
1988 11/19 L 10-29 A
1989 11/18 L 0-45 H
1990 11/17 L 15-24 A
1991 11/23 L 24-41 H
1992 11/21 W 24-13 A
1993 11/20 L 13-16 H
1994 11/19 W 33-7 A
1995 11/18 L 17-38 H
1996 11/23 W 34-31 A
1997 11/21 L 21-48 H
1998 11/21 L 19-28 A
1999 11/20 L 21-31 H
2000 11/20 L 14-16 A
2001 11/17 W 20-15 H
2002 11/23 L 20-27 A
2003 11/22 L 17-63 H
2004 11/20 L 7-29 A
2005 11/19 L 9-13 H
2006 11/25 W 31-28 A
2007 11/24 L 21-23 H
2008 11/29 L 14-31 A
2009 11/28 W 34-17 H
2010 11/27 W 29-7 A
2011 11/26 W 34-13 H
2012 11/24 W 27-17 A
2013 11/30 W 31-17 H
2014 11/29 L 17-35 A
2015 11/28 L 32-37 H
2016 11/26 L 7-56 A
2017 11/25 L 10-34 H
2018 11/24 L 35-56 A
2019 11/30 L 3-38 H
2021 11/27 L 0-30 H
2022 11/26 W 31-30 A

Coastal Carolina (2-0)

H: 1-0 A: 0-0
2013 11/23 W 70-10 H
2018 09/01 W 49-15 H

Columbia (2-0)

H: 2-0 A: 0-0
1899 10/15 W 5-0 H
1903 10/02 W 24-0 H

Columbia A.A. (1-0)

H: 1-0 A: 0-0
1895 11/02 W 20-0 H

Connecticut (0-1)

H: 0-0 A: 0-0 N: 0-1
2010 01/02 L 7-20 N

Cumberland (1-0)

H: 1-0 A: 0-0
1915 11/06 W 68-0 H

Davidson (6-13)

H: 1-6 A: 1-4 N: 4-3
1898 11/24 L 0-6 N
1899 11/30 L 0-5 N
1900 11/22 L 0-5 N
1901 11/30 L 5-12 H
1903 11/08 W 29-12 N
1904 11/12 L 0-6 H
1905 11/04 W 6-4 N
1908 10/29 L 0-22 H
1909 11/13 L 5-29 A
1910 11/12 L 0-53 A

1911	11/18	L	0-10	H
1913	11/15	W	10-0	A
1914	11/14	L	7-13	H
1919	10/18	L	0-7	H
1920	11/06	L	0-27	A
1935	10/12	L	6-13	A
1937	10/16	W	12-7	H
1938	10/14	W	25-0	N
1939	10/13	W	7-0	N

Detroit (1-0)

H: 0-0	A: 1-0			
1962	11/17	W	26-13	A

Duke (17-24-3)

H: 13-16-2 A: 4-8-1

1930	09/27	W	22-0	A
1931	09/26	W	7-0	H
1935	09/28	L	0-47	A
1936	10/03	L	0-21	H
1944	11/18	L	7-34	H
1945	09/22	L	0-60	A
1946	11/16	L	0-39	H
1947	11/15	T	0-0	A
1950	09/23	L	0-14	H
1951	09/22	L	6-34	H
1952	10/11	L	7-33	H
1953	09/19	L	7-20	H
1954	11/20	L	7-26	A
1955	11/12	L	7-41	A
1956	09/22	W	7-0	H
1957	09/21	L	14-26	H
1958	09/20	W	8-0	H
1959	09/19	W	12-7	H
1960	09/24	L	0-31	H
1961	09/23	L	6-7	H
1962	09/29	L	8-21	A
1963	09/21	L	14-22	A
1964	09/19	T	9-9	H
1965	09/25	L	15-20	H
1967	09/30	W	21-17	A
1968	09/21	L	7-14	H
1969	09/20	W	27-20	H
1970	11/14	L	38-42	H
1971	09/18	L	12-28	A
1974	09/21	L	14-20	H
1975	09/20	W	24-16	A
1976	09/18	W	24-6	H
1977	10/08	L	21-25	H
1978	09/23	L	12-16	A
1979	09/22	W	35-0	H
1980	10/11	W	20-7	H
1981	09/19	W	17-3	H
1982	09/18	L	17-30	H
1983	09/17	W	31-24	A
1984	09/22	W	21-0	H
1985	10/12	W	28-7	H
1989	09/02	W	27-21	H
1990	09/01	W	21-10	H
1991	09/07	T	24-24	H

Duquesne (1-1)

H: 1-0	A: 0-1			
1938	11/05	W	7-0	H
1940	10/11	L	21-27	A

East Carolina (15-5)

H: 11-4 A: 3-1 N: 1-0

1977	10/01	W	19-16	H
1984	10/27	W	42-20	H
1985	10/26	W	52-10	A
1986	10/25	W	38-3	H
1987	10/24	W	34-12	H
1988	09/27	W	17-0	H
1989	10/07	W	47-14	H
1990	10/13	W	37-7	H
1991	09/28	L	20-31	A
1992	09/19	L	18-20	H
1993	10/09	W	27-3	H
1994	10/08	L	42-56	H
1996	09/21	L	7-23	H
1997	09/20	W	26-0	A
1999	09/18	L	3-21	H
2011	09/03	W	56-37	N
2012	09/08	W	48-10	H
2014	09/06	W	33-23	H
2016	09/17	W	20-15	H
2021	09/11	W	20-17	A

East Tennessee State (1-0)

H: 1-0	A: 0-0			
1991	10/05	W	55-7	H

Eastern Illinois (1-0)

H: 1-0	A: 0-0			
2021	09/04	W	46-0	H

Eastern Michigan (1-0)

H: 1-0	A: 0-0			
2000	09/16	W	41-6	H

Emory & Henry (1-0)

H: 1-0	A: 0-0			
1937	09/18	W	45-7	H

Erskine (15-1)

H: 15-1 A: 0-0

1917	10/03	L	13-14	H
1919	10/04	W	6-0	H
1921	10/01	W	13-7	H
1922	09/29	W	13-0	H
1923	09/23	W	35-0	H
1924	09/27	W	47-0	H
1925	09/26	W	33-0	H
1926	09/25	W	41-0	H
1927	09/24	W	13-6	H
1928	09/22	W	19-0	H
1929	09/28	W	26-7	H
1930	09/20	W	30-0	H
1934	09/29	W	25-0	H
1935	09/21	W	33-0	H
1936	09/19	W	38-0	H
1938	09/19	W	53-0	H

Florida (10-30-3)

H: 8-12-1 A: 2-17-0 N: 0-1-2

1911	10/21	T	6-6	H
1912	10/19	L	6-10	A
1913	11/08	W	13-0	H
1917	10/25	L	13-21	A
1919	11/11	L	0-13	H
1921	11/05	T	7-7	N
1929	11/23	L	7-20	H
1931	11/14	T	6-6	N
1935	12/07	L	0-22	N
1936	10/10	W	7-0	H
1939	11/04	W	6-0	H
1964	10/17	L	0-37	A
1992	11/14	L	9-14	A
1993	11/13	L	26-37	H
1994	11/12	L	17-48	A
1995	11/11	L	7-63	H
1996	11/16	L	25-52	A
1997	11/15	L	21-48	H
1998	11/14	L	14-33	A
1999	11/13	L	3-20	H
2000	11/11	L	21-41	A
2001	11/10	L	17-54	H
2002	11/16	L	7-28	A
2003	11/15	L	22-24	H
2004	11/13	L	14-48	A
2005	11/12	W	30-22	H
2006	11/11	L	16-17	A
2007	11/10	L	31-51	H
2008	11/15	L	6-56	A
2009	11/14	L	14-24	H
2010	11/13	W	36-14	A
2011	11/12	W	17-12	H
2012	10/20	L	11-44	A
2013	11/16	W	19-14	H
2014	11/15	W(OT)	23-20	A
2015	11/14	L	14-24	H
2016	11/12	L	7-20	A
2017	11/11	W	28-20	H
2018	11/10	L	31-35	A
2019	10/19	L	27-38	H
2020	10/03	L	24-38	A
2021	11/06	W	40-17	H
2022	11/12	L	6-38	L

Florida Atlantic (2-0)

H: 2-0	A: 0-0			
2006	09/23	W	45-6	H
2009	09/19	W	38-16	H

Florida State (3-16)

H: 2-7 A: 1-8 N: 0-1

1966	11/05	L	10-32	H
1967	10/14	L	0-17	A
1968	10/26	L	28-35	H
1969	11/01	L	9-34	A
1970	10/24	L	13-21	H
1971	09/23	L	18-49	A
1972	11/18	W	24-21	H
1973	11/17	W	52-12	A
1979	11/10	L	7-27	A
1982	11/06	L	26-56	H
1983	11/05	L	30-45	A
1984	11/10	W	38-26	H
1985	11/09	L	14-56	A
1986	11/08	L	28-45	H
1988	11/05	L	0-59	H
1989	11/04	L	10-35	A
1990	11/03	L	10-41	H
1991	11/09	L	10-38	A
2010	12/31	L	17-26	N

Fordham (0-1)

H: 0-0	A: 0-1			
1939	11/19	L	0-13	A

Fort Benning - 176th (0-1)

H: 0-1	A: 0-0			
1943	10/02	L	7-13	H

Furman (28-20-1)

H: 15-8-1 A: 12-11 N: 1-1

1892	12/24	L	0-44	N
1895	11/08	W	14-10	H
1896	11/26	L	0-12	A
1900	11/17	W	27-0	A
1901	11/22	W	12-0	H
1902	11/14	L	0-10	A
1916	11/23	L	0-14	A
1917	11/08	W	26-0	N
1918	11/16	W	20-12	A
1921	11/12	L	0-7	A
1922	11/11	W	27-7	H
1923	11/10	L	3-23	A
1924	11/08	L	0-10	H
1925	11/14	L	0-2	A
1926	11/13	L	7-10	H
1927	11/12	L	0-33	A
1928	11/17	W	6-0	H
1929	11/16	W	2-0	A
1930	11/08	L	0-14	A
1931	11/07	W	27-0	H
1932	11/12	L	0-14	A
1933	11/19	T	0-0	H
1934	11/17	W	2-0	A
1935	11/16	L	7-20	H
1936	11/14	L	6-23	A
1937	11/13	L	0-12	H
1938	11/12	W	27-6	A
1939	11/11	L	0-20	H
1940	11/16	L	7-25	A
1941	11/15	W	26-7	H
1942	11/14	L	0-6	H
1946	10/11	W	14-7	A
1947	10/11	W	26-8	H
1948	10/01	W	7-0	A
1949	09/30	L	7-14	H
1950	10/06	W	21-6	A
1951	10/06	W	21-6	H
1952	10/04	W	27-7	A
1953	10/10	W	27-13	H
1954	10/09	W	27-7	A
1955	10/08	W	19-0	H
1956	11/03	W	13-6	A
1957	10/12	W	58-13	H
1958	11/08	W	32-7	A
1959	09/26	W	30-0	H
1978	09/09	W	45-10	H
1982	10/16	L	23-28	H
2010	09/18	W	38-19	H
2014	10/18	W	41-10	H

George Washington (1-1)

H: 0-1	A: 1-0			
1950	10/27	W	34-20	A
1951	11/03	L	14-20	H

Georgetown (0-1)

H: 0-0 A: 0-1

1915	11/20	L	0-61	A
------	-------	---	------	---

Georgia (19-54-2)

H: 10-23-2 A: 9-30-0 N: 0-1-0

1894	11/03	L	0-40	H
1900	10/20	L	0-5	A
1901	10/12	L	5-10	N
1903	10/17	W	17-0	A
1904	10/26	W	2-0	H
1908	10/17	L	6-29	A
1911	10/07	L	0-38	A
1919	10/11	L	0-14	A
1920	10/09	L	0-37	H
1924	10/04	L	0-18	A
1937	10/02	L	7-13	H
1938	10/01	L	6-7	H
1939	11/18	L	7-33	A

1996	10/12	W	25-14	A
1997	10/11	W	38-24	H
1998	10/10	L	28-33	A
1999	10/09	L	10-30	H
2000	10/07	W	20-17	A
2001	10/06	W	42-6	H
2002	10/12	W	16-12	A
2003	10/09	W	27-21	H
2004	10/16	W	12-7	A
2005	10/08	W	44-16	H
2006	10/07	W	24-17	A
2007	10/04	W	38-23	H
2008	10/11	W	24-17	A
2009	10/10	W	28-26	H
2010	10/16	L	28-31	A
2011	10/08	W	54-3	H
2012	09/29	W	38-17	A
2013	10/05	W	35-28	H
2014	10/04	L	38-45	A
2015	09/12	L	22-26	H
2016	09/24	L	10-17	A
2017	09/16	L	13-23	H
2018	09/29	L	10-24	A
2019	09/28	W	24-7	H
2020	12/05	L	18-41	A
2021	09/25	L	10-16	H
2022	10/08	W	24-14	A

Lenoir (1-0)

H: 1-0 A: 0-0
1910 10/22 W 33-0 H

Louisiana-Lafayette (2-0)

H: 2-0 A: 0-0
2003 08/30 W 14-7 H
2007 09/01 W 28-14 H

Louisiana State (2-19-1)

H: 1-5-1 A: 1-13-0 N: 0-1-0
1930 10/11 W 7-6 H
1931 10/10 L 12-19 A
1932 11/05 L 0-6 H
1933 11/04 L 7-30 A
1960 11/05 L 6-35 A
1961 10/14 L 0-42 H
1965 10/23 L 7-21 A
1966 09/17 L 12-28 A
1973 10/27 L 29-33 H
1975 10/25 L 6-24 A
1982 10/23 L 6-14 A
1983 10/22 L 6-20 A
1987 12/31 L 13-30 N
1994 10/01 W 18-17 A
1995 09/30 T 20-20 H
2002 10/19 L 14-38 A
2003 10/18 L 7-33 H
2007 09/22 L 16-28 A
2008 10/18 L 17-24 H
2012 10/13 L 21-23 A
2015 10/10 L 24-45 A
2020 10/24 L 24-52 A

Louisiana Tech (5-0-1)

H: 5-0-1 A: 0-0-0
1991 10/12 T 12-12 H
1992 11/07 W 14-13 H
1993 09/18 W 34-3 H
1994 09/17 W 31-6 H
1995 09/16 W 68-21 H
2017 09/23 W 17-16 H

Machinist Mates (1-0)

H: 1-0 A: 0-0
1914 09/30 W 30-7 H

Marquette (1-0-1)

H: 1-0-1 A: 0-0-0
1949 11/05 W 6-3 H
1950 11/03 T 13-13 H

Marshall (0-1)

H: 0-1 A: 0-0
1998 09/19 L 21-24 H

Maryland (11-17)

H: 9-6 A: 2-11
1926 10/02 W 12-0 H

1927	10/01	L	0-26	A
1928	10/13	W	21-7	H
1929	10/12	W	26-6	A
1945	12/01	L	13-19	H
1946	11/09	W	21-17	A
1947	09/27	L	13-19	H
1948	11/06	L	7-19	H
1949	10/29	L	7-44	A
1953	10/31	L	6-24	A
1954	10/20	L	0-20	H
1955	10/27	L	0-27	A
1956	11/17	W	13-0	H
1957	11/02	L	6-10	H
1958	11/01	L	6-10	A
1959	10/31	W	22-6	H
1960	10/29	L	0-15	A
1961	10/28	W	20-10	H
1962	10/27	L	11-13	A
1963	09/28	W	21-13	H
1964	09/26	L	6-24	A
1965	10/30	L	14-27	H
1966	10/29	L	2-14	A
1967	10/28	W	31-0	H
1968	10/19	L	19-21	A
1969	10/25	W	17-0	H
1970	10/17	L	15-17	A
1971	10/16	W	35-6	H

Massachusetts (1-0)

H: 1-0 A: 0-0
2016 10/22 W 34-28 H

Memphis (2-2)

H: 1-1 A: 1-1
1963 11/09 L 0-9 A
1966 09/24 L 7-16 H
1971 10/02 W 7-3 A
1972 09/30 W 34-7 H

Mercer (1-1)

H: 1-0 A: 0-1
1909 11/20 L 3-5 A
1916 11/18 W 47-0 H

Miami (Fla.) (6-8-2)

H: 1-1-0 A: 4-7-2 N: 1-0-0
1936 12/11 W 6-3 A
1937 12/03 W 3-0 A
1939 11/25 W 7-6 H
1940 11/22 W 7-2 A
1941 11/21 L 6-7 A
1942 11/21 L 6-13 A
1944 10/07 T 0-0 A
1945 11/09 T 13-13 A
1947 10/31 W 8-0 A
1949 11/11 L 7-13 A
1956 09/28 L 6-14 A
1959 11/13 L 6-26 A
1960 10/14 L 6-21 A
1986 08/30 L 14-34 H
1987 12/05 L 16-20 A
2014 12/27 W 24-21 N

Miami (Ohio) (2-3)

H: 2-2 A: 0-0 N: 0-1
1972 10/21 L 8-21 H
1973 09/29 L 11-13 H
1975 12/20 L 7-20 N
1977 09/17 W 42-19 H
1983 09/10 W 24-3 H

Michigan (3-1)

H: 0-1 A: 1-0 N: 2-0
1980 09/27 W 17-14 A
1985 09/21 L 3-34 H
2013 01/01 W 33-28 N
2018 01/01 W 26-19 N

Middle Tennessee St. (1-0)

H: 1-0 A: 0-0
2006 11/18 W 52-7 H

Mississippi (8-9)

H: 4-4 A: 4-5
1947 10/04 L 0-33 A
1972 09/23 L 0-21 H
1974 10/19 W 10-7 A

1975	10/18	W	35-29	A
1976	10/16	W	10-7	H
1977	10/15	L	10-17	A
1978	10/21	W	18-17	H
1979	10/20	W	21-14	H
1981	09/12	L	13-20	H
1988	10/03	L	28-30	H
1999	10/02	L	10-36	H
2003	11/01	L	40-43	A
2004	10/09	L	28-31	H
2008	10/04	W	31-24	A
2009	09/24	W	16-10	H
2018	11/03	W	48-44	A
2020	11/14	L	42-59	A

Mississippi State (9-7)

H: 5-3 A: 4-4
1992 10/17 W 21-6 H
1993 10/16 L 0-23 A
1994 10/16 L 36-41 H
1995 10/14 W 65-39 A
1996 09/28 L 10-14 H
1997 09/27 L 17-37 A
1998 09/26 L 0-38 H
1999 09/25 L 0-17 A
2000 09/23 W 23-19 H
2001 09/20 W 16-14 A
2002 10/05 W 34-10 H
2006 08/31 W 15-0 A
2007 09/29 W 38-21 H
2011 10/15 W 14-12 A
2013 11/02 W 34-16 H
2016 09/10 L 14-27 A

Missouri (5-8)

H: 3-3 A: 2-3 N: 0-2
1992 12/29 L 14-24 N
2005 12/30 L 31-38 N
2012 09/22 W 31-10 H
2013 10/26 W(2OT)27-24 A
2014 09/27 L 20-21 H
2015 10/03 L 10-24 A
2016 11/05 W 31-21 H
2017 09/09 W 31-13 A
2018 10/06 W 37-35 H
2019 09/21 L 14-34 A
2020 11/21 L 10-17 H
2021 11/13 L 28-31 A
2022 10/29 L 10-23 H

Navy (5-3)

H: 5-1 A: 0-2
1920 11/13 L 0-63 A
1955 10/01 L 0-26 H
1982 11/13 W 17-14 H
1983 11/12 W 31-7 H
1984 11/17 L 21-38 A
1985 11/16 W 34-31 H
1988 11/12 W 19-8 H
2011 09/17 W 24-21 H

Nebraska (1-3)

H: 0-1 A: 0-2 N: 1-0
1964 10/10 L 6-28 A
1986 10/04 L 24-27 H
1987 10/03 L 21-30 A
2012 01/02 W 30-13 N

Newberry (11-1-1)

H: 10-1-1 A: 1-0-0
1914 10/24 T 13-13 H
1914 11/19 W 47-6 A
1915 10/02 W 20-9 H
1916 10/07 L 0-10 H
1917 10/06 W 38-0 H
1920 11/20 W 48-0 H
1921 10/08 W 7-0 H
1923 10/19 W 24-0 H
1943 09/25 W 19-7 H
1944 09/23 W 48-0 H
1946 09/29 W 21-0 H
1947 09/20 W 27-6 H
1948 09/24 W 46-0 H

New Mexico State (2-0)

H: 2-0 A: 0-0
2000 09/02 W 31-0 H
2002 08/31 W 34-24 H

North Carolina (20-35-4)

H: 10-14-1 A: 8-18-3 N: 2-3-0
1903 10/10 L 0-17 H
1904 10/15 L 0-27 A
1908 11/14 L 0-22 A
1910 11/19 L 6-23 N
1911 11/11 L 0-21 A
1912 11/09 T 6-6 A
1913 10/18 L 3-13 H
1914 10/12 L 0-48 A
1920 10/16 L 0-7 A
1921 10/15 T 7-7 H
1922 10/14 L 7-10 A
1923 11/03 L 0-13 H
1924 11/01 W 10-7 A
1925 10/03 L 0-7 H
1926 10/09 L 0-7 A
1927 10/15 W 14-6 H
1928 11/10 T 0-0 A
1929 11/09 L 0-40 H
1936 11/21 L 0-14 H
1937 09/25 T 13-13 A
1941 09/27 W 13-7 A
1942 10/03 L 6-18 A
1943 11/06 L 6-21 H
1944 11/04 W 6-0 A
1949 10/08 L 13-28 H
1950 11/18 L 7-14 H
1951 10/13 L 6-21 A
1952 11/15 L 19-27 H
1953 11/07 W 18-0 H
1954 11/06 L 19-21 A
1955 11/05 L 14-32 N
1956 10/06 W 14-0 H
1957 11/09 L 6-28 A
1958 10/11 L 0-6 A
1959 10/10 L 6-19 A
1960 10/22 W 22-6 H
1961 10/21 L 0-17 H
1962 10/20 L 14-19 A
1963 10/26 L 0-7 H
1964 10/24 L 6-24 A
1967 09/23 W 16-10 H
1968 09/28 W 32-27 A
1969 09/27 W 14-6 H
1970 10/10 W 35-21 A
1974 10/26 W 31-23 H
1977 10/22 L 0-17 A
1978 10/28 L 22-24 H
1979 09/08 L 0-28 A
1981 10/24 W 31-13 A
1983 09/03 L 8-24 H
1988 09/03 W 31-10 H
1989 11/11 W 27-20 A
1990 09/08 W 27-5 H
1991 11/16 L 17-21 A
2007 10/13 W 21-15 A
2013 08/29 W 27-10 H
2015 09/03 W 17-13 N
2019 08/31 L 20-24 N
2021 12/30 W 38-21 N

North Carolina M.A. (2-0)

H: 2-0 A: 0-0
1901 11/12 W 47-0 H
1902 10/21 W 60-0 H

North Carolina M.C. (0-1)

H: 0-1 A: 0-0
1909 10/09 L 0-5 H

NC State/A&M (28-26-4)

H: 19-9-1 A: 8-17-3 N: 1-0-0
1900 11/10 W 12-0 H
1900 11/29 W 17-5 A
1903 11/14 L 5-6 A
1904 11/05 T 0-0 A
1905 10/26 L 0-29 H
1915 10/21 W 19-10 A
1923 10/13 L 0-7 A
1924 10/11 W 10-0 H
1925 10/11 W 7-6 A
1926 11/20 W 20-14 H
1927 11/24 L 0-34 H
1928 11/29 L 7-18 A
1929 11/30 W 20-6 A

1930	11/22	W	19-0	H
1931	11/21	W	21-0	H
1932	11/24	T	7-7	A
1933	11/11	W	14-0	H
1934	10/13	L	0-6	A
1935	10/05	L	0-14	H
1956	11/10	L	7-14	A
1957	11/23	L	26-29	H
1958	11/22	W	12-7	H
1959	11/21	W	12-7	H
1960	11/19	T	8-8	H
1961	11/18	L	14-38	A
1962	11/10	W	17-6	H
1963	10/12	L	6-18	H
1964	10/31	L	14-17	A
1965	10/02	W	13-7	H
1966	10/08	W	31-21	A
1968	10/12	L	12-36	A
1969	10/11	W	21-16	H
1970	09/26	T	7-7	A
1971	09/25	W	24-6	H
1972	10/28	L	24-42	A
1973	11/03	L	35-56	H
1974	11/02	L	27-42	A
1975	11/01	L	21-28	A
1976	10/30	W	27-7	H
1977	10/29	L	3-7	A
1978	11/04	L	13-22	H
1979	11/03	W	30-28	H
1980	10/04	W	30-10	H
1981	10/31	W	20-12	H
1982	10/30	L	3-35	A
1983	10/29	W	31-17	H
1984	11/03	W	35-28	A
1985	11/02	L	17-21	H
1986	11/01	L	22-23	A
1987	10/31	W	48-0	H
1988	10/29	W	23-7	A
1989	10/28	L	10-20	H
1990	10/27	L	29-38	A
1991	11/02	L	21-38	H
1999	09/04	L	0-10	A
2008	08/28	W	34-0	H
2009	09/03	W	7-3	A
2017	09/02	W	35-28	N

Northwestern (0-1)

H: 0-0 A: 0-1
1962 09/22 L 20-37 A

Notre Dame (1-4)

H: 0-2 A: 1-1 N: 0-1
1976 10/23 L 6-13 H
1979 10/27 L 17-18 A
1983 10/08 L 6-30 H
1984 10/20 W 36-32 A
2022 12/30 L 38-45 N

Ohio (2-0)

H: 2-0 A: 0-0
1973 10/20 W 38-22 H

1981 10/03 L 28-42 H
 1984 10/13 W 45-21 H
 1985 10/05 L 7-42 A

Porter (1-0)

H: 1-0 A: 0-0
 1912 11/16 66-0 W H

Presbyterian (12-3)

H: 11-3 A: 1-0
 1915 10/09 W 41-0 H
 1917 11/24 L 14-20 H
 1919 09/27 L 0-6 H
 1920 10/21 W 14-0 A
 1921 10/22 W 48-0 H
 1922 10/07 W 7-0 H
 1923 10/06 L 3-7 H
 1924 10/17 W 29-0 H
 1925 11/20 W 21-0 H
 1928 10/19 W 13-0 H
 1929 10/18 W 41-0 H
 1937 11/20 W 64-0 H
 1943 10/09 W 20-7 H
 1944 11/11 W 28-7 H
 1945 09/29 W 40-0 H

Richmond (1-0)

H: 1-0 A: 0-0
 1982 09/11 W 30-10 H

Ridgewood (0-0-1)

H: 0-0-1 A: 0-0-0
 1908 10/03 T 0-0 H

St. Albans (1-0)

H: 1-0 A: 0-0
 1902 11/06 W 5-0 H

Sewanee (2-2)

H: 2-2 A: 0-0
 1922 11/04 L 6-7 H
 1924 11/15 L 0-10 H
 1930 11/15 W 14-13 H
 1932 09/24 W 7-3 H

South Alabama (1-0)

H: 1-0 A: 0-0
 2014 11/22 W 37-12 H

South Carolina State (3-0)

H: 3-0 A: 0-0
 2007 09/15 W 38-3 H
 2009 10/03 W 38-14 H
 2022 09/29 W 50-10 H

South Florida (1-1)

H: 1-0 A: 0-0 N: 0-1
 2004 09/18 W 34-3 H
 2016 12/29 L (OT)39-46 N

Southern California (1-1)

H: 1-0 A: 0-1
 1980 09/20 L 13-23 A
 1983 10/01 W 38-14 H

Southern Illinois (1-0)

H: 1-0 A: 0-0
 1990 11/10 W 38-13 H

Southern Miss (1-0)

H: 1-0 A: 0-0
 2010 09/02 W 41-13 H

Temple (1-1)

H: 1-0 A: 0-1
 1933 09/29 L 6-26 A
 2002 09/21 W 42-21 H

Tennessee (11-28-2)

H: 8-10-2 A: 3-18-0
 1903 10/29 W 24-0 H
 1916 10/21 L 0-26 A
 1919 11/08 T 6-6 H
 1929 12/07 L 0-54 A
 1942 09/26 T 0-0 H
 1965 10/09 L 3-24 A
 1966 10/22 L 17-29 A

1969 10/08 L 14-29 A
 1970 11/07 L 18-20 H
 1971 11/06 L 6-35 A
 1992 10/31 W 24-23 H
 1993 10/30 L 3-55 A
 1994 10/29 L 22-31 H
 1995 10/28 L 21-56 A
 1996 11/02 L 14-31 H
 1997 11/01 L 7-22 A
 1998 10/31 L 14-49 H
 1999 10/30 L 7-30 A
 2000 10/28 L 14-17 H
 2001 10/27 L 10-17 A
 2002 11/02 L 10-18 H
 2003 09/27 L (OT)20-23 A
 2004 10/30 L 29-43 H
 2005 10/29 W 16-15 A
 2006 10/28 L 24-31 H
 2007 10/27 L (OT)24-27 A
 2008 11/01 W 27-6 H
 2009 10/31 L 13-31 A
 2010 10/30 W 38-24 H
 2011 10/29 W 14-3 A
 2012 10/27 W 38-35 H
 2013 10/19 L 21-23 A
 2014 11/01 L (OT)42-45 H
 2015 11/07 L 24-27 A
 2016 10/29 W 24-21 H
 2017 10/14 W 15-9 A
 2018 10/27 W 27-24 H
 2019 10/26 L 21-41 A
 2020 09/26 L 27-31 H
 2021 10/09 L 20-45 A
 2022 11/19 W 63-38 H

Texas (1-0)

H: 0-0 A: 1-0
 1957 10/05 W 27-21 A

Texas A&M (1-8)

H: 1-4 A: 0-4
 2014 08/28 L 28-52 H
 2015 10/31 L 28-35 A
 2016 10/01 L 13-24 H
 2017 09/30 L 17-24 A
 2018 10/13 L 23-26 H
 2019 11/16 L 6-30 A
 2020 11/07 L 3-48 H
 2021 10/23 L 14-44 A
 2022 10/22 W 30-24 H

Troy (4-0)

H: 4-0 A: 0-0
 2004 09/25 W 17-7 H
 2005 09/24 W 45-20 H
 2010 11/20 W 69-24 H
 2021 10/02 W 23-14 H

Tulane (0-3)

H: 0-1 A: 0-2
 1932 10/29 L 0-6 A
 1948 10/09 L 0-14 A
 1963 11/02 L 7-20 H

Tulsa (1-0)

H: 0-0 A: 1-0
 1948 11/13 W 27-7 A

UAB (3-0)

H: 3-0 A: 0-0
 2003 09/20 W 42-10 H
 2008 09/27 W 26-13 H
 2012 09/15 W 49-6 H

Vanderbilt (28-4)

H: 13-2 A: 15-2
 1961 11/25 W 23-7 A
 1992 10/24 W 21-7 A
 1993 10/23 W 22-0 H
 1994 10/22 W 19-16 A
 1995 11/21 W 52-14 H
 1996 10/26 W 27-0 A
 1997 10/25 W 35-3 H
 1998 10/24 L 14-17 A
 1999 10/23 L 10-11 H
 2000 10/21 W 30-14 A
 2001 10/20 W 46-14 H

2002 09/28 W 20-14 A
 2003 10/25 W 35-24 H
 2004 09/04 W 31-6 A
 2005 10/22 W 35-28 H
 2006 10/21 W 31-13 A
 2007 10/20 L 6-17 H
 2008 09/04 L 17-24 A
 2009 10/24 W 14-10 H
 2010 10/23 W 21-7 A
 2011 09/24 W 21-3 H
 2012 08/30 W 17-13 A
 2013 09/14 W 35-25 H
 2014 09/20 W 48-34 A
 2015 10/17 W 19-10 H
 2016 09/01 W 15-10 A
 2017 10/28 W 34-27 H
 2018 09/22 W 37-14 A
 2019 11/02 W 24-7 H
 2020 10/10 W 41-7 A
 2021 10/16 W 21-20 H
 2022 11/05 W 38-27 A

Villanova (1-4-1)

H: 0-2-0 A: 1-2-0 N: 0-0-1
 1932 10/01 W 7-6 A
 1933 10/07 L 6-15 H
 1934 11/10 L 0-20 A
 1936 11/07 L 0-14 H
 1938 10/28 T 6-6 N
 1939 10/06 L 0-40 A

Virginia (21-13-1)

H: 11-4-0 A: 8-8-1 N: 2-1-0
 1912 10/14 L 0-19 A
 1913 10/04 L 0-54 A
 1914 10/17 L 7-49 A
 1915 11/13 L 0-13 H
 1916 11/11 L 6-35 A
 1926 10/30 L 0-6 H
 1927 10/08 W 13-12 A
 1928 10/06 W 24-13 A
 1929 10/05 L 0-6 H
 1951 11/17 L 27-28 A
 1952 11/01 W 21-14 N
 1953 10/03 W 19-0 A
 1954 11/13 W 27-0 H
 1955 11/26 W 21-14 A
 1956 10/13 W 27-13 N
 1957 11/16 W 13-0 A
 1958 11/15 W 28-14 H
 1959 11/07 W 32-20 A
 1960 12/03 W 26-0 H
 1961 11/04 L 20-28 A
 1962 11/03 W 40-6 H
 1963 10/19 T 10-10 A
 1965 11/06 W 17-7 A
 1967 10/21 W 24-23 H
 1968 11/02 W 49-28 A
 1971 10/09 W 34-14 H
 1972 09/09 L 16-24 H
 1975 11/11 W 41-14 H
 1976 10/09 W 35-7 H
 1981 10/17 W 21-3 H
 1986 09/06 L 20-30 A
 1987 10/17 W 58-10 H
 2002 09/07 L 21-34 A
 2003 09/06 W 31-7 H
 2018 12/29 L 0-28 N

Virginia Tech (11-7-2)

H: 5-2-1 A: 5-2-1 N: 1-3-0
 1905 11/18 L 0-34 N
 1925 10/31 L 0-6 N
 1926 11/06 W 19-0 N
 1927 11/05 L 0-35 N
 1933 10/28 W 12-0 A
 1934 11/03 W 20-0 H
 1935 11/02 L 0-27 A
 1936 10/17 W 14-0 H
 1968 11/16 L 6-17 H
 1969 10/18 W 17-16 A
 1970 10/03 W 24-7 H
 1972 11/11 L 20-45 A
 1973 10/06 W 27-24 A
 1974 10/12 L 17-31 H
 1986 11/11 T 27-27 A
 1987 10/10 W 40-10 H

1988 10/08 W 26-24 A
 1989 09/09 T 17-17 H
 1990 09/22 W 35-24 A
 1991 09/21 W 28-21 H

VMI (1-1)

H: 1-0 A: 0-1
 1934 10/06 W 22-6 H
 1936 09/26 L 7-24 A

Wake Forest (34-20-2)

H: 23-7-1 A: 8-5-0 N: 3-8-1
 1909 10/23 L 0-8 H
 1910 10/27 W 6-0 H
 1912 10/05 W 10-3 H
 1913 10/11 W 27-10 H
 1914 11/07 W 26-0 H
 1916 11/04 L 7-33 H
 1923 11/29 W 14-7 H
 1924 11/27 W 7-0 H
 1932 10/08 L 0-6 N
 1938 10/08 L 19-20 H
 1939 09/23 L 7-19 A
 1940 11/28 L 6-7 N
 1941 10/11 T 6-6 H
 1942 11/27 L 14-33 N
 1943 11/25 W 13-2 N
 1944 11/23 L 13-19 N
 1945 11/22 T 13-13 N
 1946 01/01 L 14-26 N
 1946 11/28 L 0-35 N
 1947 11/27 W 6-0 N
 1948 11/25 L 0-38 H
 1949 11/23 W 27-20 H
 1950 11/25 L 7-14 H
 1951 11/24 W 21-6 H
 1952 11/29 L 14-39 A
 1953 11/26 L 13-19 N
 1954 11/27 W 20-19 H
 1955 09/24 L 19-34 A
 1956 11/22 W 13-0 N
 1957 11/30 W 26-7 A
 1958 11/27 W 24-7 H
 1959 11/28 L 20-43 N
 1960 11/26 W 41-20 H
 1961 09/30 W 10-7 A
 1962 10/13 W 27-6 H
 1963 11/16 L 19-20 A
 1964 11/14 W 23-13 H
 1965 10/16 W 38-7 H
 1966 10/15 L 6-10 H
 1967 11/04 L 21-35 A
 1968 11/09 W 34-21 A
 1969 11/15 W 24-6 A
 1970 09/19 W 43-7 H
 1971 11/20 W 24-7 H
 1972 11/04 W 35-3 H
 1973 10/13 W 28-12 A
 1974 11/16 W 34-21 H
 1975 11/15 W 37-26 H
 1976 11/13 L 7-10 H
 1977 11/12 W 24-14 A
 1978 11/18 W 37-14 H
 1979 11/17 W 35-14 H
 1980 11/15 W 39-38 H
 1981 09/05 W 23-6 A
 1986 11/15 W 48-21 H
 1987 11/14 W 30-0 A

Washington and Lee (2-3)

H: 1-2 A: 0-1 N: 1-0
 1904 11/24 W 25-0 N
 1919 11/15 L 0-26 A
 1923 11/17 L 7-13 H
 1934 11/29 L 7-14 H
 1955 11/23 W 2-0 H

Welsh Neck (3-0)

H: 3-0 A: 0-0
 1903 10/06 W 89-0 H
 1904 10/07 W 40-0 H
 1905 10/13 W 14-0 H

West Virginia (4-7-1)

H: 1-2-0 A: 2-4-0 N: 1-1-1
 1939 10/27 T 6-6 N
 1942 10/10 L 0-13 A

1948 10/30 L 12-35 A
 1951 10/10 W 34-13 A
 1952 11/22 L 6-13 H
 1953 11/14 W 20-14 A
 1954 10/02 L 6-26 H
 1969 12/30 L 3-14 N
 1989 09/16 L 21-45 A
 1990 11/22 W 29-10 H
 1991 09/14 L 16-21 A
 1994 01/02 W 24-21 N

Western Carolina (5-0)

H: 5-0 A: 0-0
 1986 09/13 W 45-24 H
 1987 09/12 W 31-6 H
 1988 09/10 W 38-0 H
 1989 10/21 W 24-3 H
 2016 11/19 W 44-31 H

Western Michigan (1-0)

H: 1-0 A: 0-0
 1979 09/15 W 24-7 H

Wichita State (1-0)

H: 1-0 A: 0-0
 1980 09/13 W 73-0 H

Wisconsin (1-0)

H: 0-0 A: 0-0 N: 1-0
 2014 01/01 W 34-24 N

Wofford (20-4)

H: 18-2 A: 2-2
 1895 11/14 L 0-10 H
 1896 11/26 L 4-6 H
 1901 11/18 L 5-11 A
 1914 11/04 W 25-0 A
 1915 11/04 W 33-6 A
 1916 10/14 W 23-3 H
 1917 11/17 L 0-20 A
 1918 11/13 W 15-0 H
 1920 10/02 W 10-0 H
 1922 10/20 W 20-0 H
 1925 10/16 W 6-0 H
 1926 10/15 W 27-13 H
 1932 10/14 W 19-0 H
 1933 09/23 W 31-0 H
 1952 09/20 W 33-0 H
 1953 11/21 W 49-0 H
 1955 09/17 W 26-7 H
 1956 09/15 W 26-13 H
 1957 09/28 W 26-0 H
 2001 11/03 W 38-14 H
 2006 09/16 W 27-20 H
 2008 09/20 W 23-13 H
 2012 11/17 W 24-7 H
 2017 11/18 W 31-10 H

Xavier (1-1)

H: 0-0 A: 1-1
 1936 11/26 L 13-21 A
 1938 09/24 W 6-0 A

Most Games Played

- Clemson.....119
- Georgia.....75
- North Carolina.....59
- NC State.....58
- Wake Forest.....56

Most Wins Against

- Clemson.....43
- The Citadel.....40
- Wake Forest.....34
- Furman.....28
- NC State.....28

Best Wins by A.P. Ranking

Year	Opp.	Rk	Score
2010	vs Alabama	1	35-21
1981	at UNC	3	31-13
2019	at Georgia	3	20-17
2009	vs Ole Miss	4	16-10
2012	vs Georgia	5	35-7
2013	at Missouri	5	27-24
2022	vs Tennessee	5	63-38

Since 1962, South Carolina has recorded 21 victories when trailing by 12 or more points, including a school-record 24-point, fourth quarter comeback against North Carolina on Sept. 28, 1968. The 2021 Gamecocks, under the direction of head coach Shane Beamer, was the first squad to have multiple wins after trailing by 13 or more points, as that team rallied from 14 points deficits against both East Carolina and Auburn to pull out victories. The 1984 Gamecocks posted three wins when trailing by a dozen or more points. Here is a list of the top come-from-behind wins in Carolina history since 1962:

Rank	Date	Deficit	Game Details	Final Score
1.	Sept. 28, 1968	24 points	Trailed North Carolina 27-3 in the 4th quarter	SC 32, North Carolina 27
2.	Nov. 24, 1984	18 points	Trailed Clemson 21-3 in the 2nd quarter	SC 22, Clemson 21
3.	Oct. 21, 1967	17 points	Trailed Virginia 17-0 in the 3rd quarter	SC 24, Virginia 23
	Sept. 3, 2011	17 points	Trailed East Carolina 17-0 in the 2nd quarter	SC 56, East Carolina 37
	Oct. 26, 2013	17 points	Trailed Missouri 17-0 in the 4th quarter	SC 27, Missouri 24 (2OT)
6.	Jan. 1, 2018	16 points	Trailed Michigan 19-3 in the 3rd quarter	SC 26, Michigan 19
7.	Nov. 18, 1972	14 points	Trailed Florida State 14-0 in the 2nd quarter	SC 24, Florida State 21
	Sept. 17, 1983	14 points	Trailed Duke 14-0 in the 3rd quarter	SC 31, Duke 24
	Sept. 22, 1990	14 points	Trailed Virginia Tech 14-0 in the 2nd quarter	SC 35, Virginia Tech 24
	Oct. 24, 1992	14 points	Trailed Vanderbilt 14-0 in the 2nd quarter	SC 21, Vanderbilt 17
	Oct. 11, 1997	14 points	Trailed Kentucky 14-0 in the 2nd quarter	SC 38, Kentucky 24
	Nov. 25, 2006	14 points	Trailed Clemson 28-14 in the 3rd quarter	SC 31, Clemson 28
	Sept. 20, 2014	14 points	Trailed Vanderbilt 14-0 in the 2nd quarter	SC 48, Vanderbilt 34
	Sept. 11, 2021	14 points	Trailed East Carolina 14-0 in the 2nd quarter	SC 20, East Carolina 17
	Nov. 20, 2021	14 points	Trailed Auburn 14-0 in the 1st quarter	SC 21, Auburn 17
	Nov. 26, 2022	14 points	Trailed Clemson 14-0 in the 1st quarter	SC 31, Clemson 30
17.	Sept. 29, 2001	13 points	Trailed Alabama 23-10 in the 3rd quarter	SC 37, Alabama 36
	Sept. 23, 2017	13 points	Trailed Louisiana Tech 13-0 in the 4th quarter	SC 17, LA Tech 16
19.	Oct. 20, 1984	12 points	Trailed Notre Dame 26-14 in the 4th quarter	SC 36, Notre Dame 32
	Nov. 3, 1984	12 points	Trailed NC State 15-3 in the 3rd quarter	SC 35, NC State 28
	Oct. 27, 2018	12 points	Trailed Tennessee 21-9 in the 3rd quarter	SC 27, Tennessee 24
22.	Sept. 27, 1980	11 points	Trailed Michigan 14-3 in the 3rd quarter	SC 17, Michigan 14
	Oct. 8, 1988	11 points	Trailed Virginia Tech 21-10 in the 3rd quarter	SC 26, Virginia Tech 24
	Oct. 7, 1989	11 points	Trailed East Carolina 14-3 in the 1st quarter	SC 47, East Carolina 14
	Oct. 12, 1996	11 points	Trailed Kentucky 14-3 in the 3rd quarter	SC 25, Kentucky 14
	Oct. 4, 2008	11 points	Trailed Ole Miss 14-3 in the 2nd quarter	SC 31, Ole Miss 24



Connor Shaw was carried off the field after coming off the bench to stage a remarkable 17-point fourth quarter comeback, lifting the Gamecocks to a 27-24 double overtime win at Missouri on Oct. 26, 2013. The victory cemented Shaw's legendary status as one of, if not THE, greatest quarterback in South Carolina Football history.



George Rogers
1980 Heisman Trophy Winner



All-America running back George Rogers won the 1980 Heisman Trophy following his senior season at South Carolina, as he was recognized as the nation's top collegiate football player. The Duluth, Ga., native was a consensus first-team All-America selection that year after leading the nation in rushing with 1,894 yards. Rogers went on to become the first player chosen in the 1981 NFL draft and starred for the New Orleans Saints before moving on to the Washington Redskins, where he helped lead his team to a Super Bowl Championship in 1988. Rogers was inducted into the National Football Foundation Hall of Fame in 1997.

- 1980 Heisman Trophy winner and consensus first-team All-American
- 1980 NCAA Back of the Year and the ABC-TV 1980 Player of the Year
- No. 1 overall pick in the 1981 NFL Draft by the New Orleans Saints
- 1981 NFL Rookie of the Year and Pro Bowl selection
- 1981 leading rusher in the NFL
- 1988 Super Bowl Champion with the Washington Redskins
- 1997 National Football Foundation Hall of Fame inductee
- No. 38 jersey retired by South Carolina following his final home game in 1980
- Member of USC Athletic Hall of Fame, South Carolina Athletic Hall of Fame, Georgia Athletic Hall of Fame, New Orleans Saints Hall of Fame, Atlanta Hall of Fame

Career Statistics

Rushing					
Year	GP	Att.	Yds.	Avg.	TD
1977	12	143	623	4.4	3
1978	10	176	1,006	5.7	6
1979	12	311	1,681	5.4	8
1980	12	324	1,894	5.9	14
Totals	46	954	5,204	5.5	31

Receiving					
Year	GP	No.	Yds.	Avg.	TD
1977	12	14	185	13.2	1
1978	10	8	41	5.1	0
1979	12	14	140	10.0	1
1980	12	7	23	3.3	0
Totals	46	43	389	9.1	2

Other Career Numbers: 113.1 rushing yards per game; 129.0 all-purpose yards per game; 202 points scored (31 touchdowns and two 2-point conversions); 12 kickoff returns for 339 yards (28.3 avg.)



Rogers' Career Game-by-Game

1977					1978					1979					1980				
Date	Opponent	Att.	Yds	TD	Date	Opponent	Att.	Yds	TD	Date	Opponent	Att.	Yds	TD	Date	Opponent	Att.	Yds	TD
09/03	Appalachian St.	9	40	0	09/09	Furman	12	51	2	09/08	at N. Carolina	23	97	0	09/06	Pacific	13	153	2
09/10	Georgia Tech	12	36	0	09/16	Kentucky	19	63	0	09/15	W. Michigan	19	93	0	09/13	Wichita State	10	108	2
09/17	Miami (O)	6	46	0	09/23	at Duke	23	150	1	09/22	Duke	28	161	2	09/20	at Southern Cal	26	141	1
09/24	Georgia	9	30	0	09/30	Georgia	29	128	1	09/29	at Georgia	28	152	0	09/27	at Michigan	36	142	1
10/01	East Carolina	17	78	1	10/07	at Georgia Tech	21	158	0	10/06	Oklahoma St.	35	165	2	10/04	NC State	26	193	3
10/08	Duke	15	68	1	10/14	Ohio	9	35	0	10/20	Ole Miss	27	158	1	10/11	Duke	36	224	1
10/15	at Ole Miss	7	50	1	10/21	Ole Miss	-DNP-			10/27	at Notre Dame	30	113	0	10/18	Cincinnati	22	128	0
10/22	at N. Carolina	21	87	0	10/28	North Carolina	2	3	0	11/03	NC State	30	217	1	11/01	at Georgia	35	168	0
10/29	at NC State	10	53	0	11/04	at NC State	14	68	0	11/10	at Florida State	21	186	1	11/08	The Citadel	27	179	2
11/12	at Wake Forest	22	97	0	11/18	Wake Forest	27	237	2	11/17	Wake Forest	18	104	1	11/15	Wake Forest	38	177	2
11/19	Clemson	5	15	0	11/25	at Clemson	21	123	0	11/24	Clemson	27	102	0	11/22	at Clemson	28	168	0
11/26	at Hawaii	10	23	0	TOTALS	176	1006	6		12/29	Missouri	25	133	0	12/29	Pittsburgh	27	113	0
TOTALS	143	623	3							(Hall of Fame Bowl)					(Gator Bowl)				
										TOTALS	311	1681	8		TOTALS	324	1894	14	


Sterling SHARPE 2

Sterling Sharpe concluded his career as the school's all-time leading receiver with 169 catches for 2,497 yards and 17 touchdowns. Sharpe had his jersey retired following the 1987 regular season. He became only the second Gamecock to have his jersey retired while he was still active at the school. Sharpe was a first-round draft pick by the Green Bay Packers in 1988. He was inducted into the National Football Foundation Hall of Fame in 2014.



Steve WADIK 37

Running back Steve Wadiak, who wore No. 37 for Carolina from 1948-51, was the first to have his number retired, after a tragic automobile accident claimed his life. Wadiak, who still appears throughout the Carolina record book, was the school's all-time rushing leader for 28 years after his senior season. Wadiak rushed for 2,878 yards in his career. He led the team in scoring and rushing all four years he played. His number was retired in 1951.



George ROGERS 38

Considered the greatest player in school history, 1980 Heisman Trophy winner George Rogers had his No. 38 jersey retired during halftime ceremonies at Carolina's final 1980 home game. Rogers was the first South Carolina player to have his jersey retired while still active at the school. Rogers was the first player chosen in the 1981 NFL Draft by the New Orleans Saints. He was inducted into the National Football Foundation Hall of Fame in 1997.



Mike JOHNSON 56

Mike Johnson, a 6-4, 226-pound offensive center from Church Hill, Tenn., became gravely ill around Christmas time prior to the start of his junior season and the illness cut short a potentially great football career. While just a sophomore, Johnson served as the Gamecocks' starting center over the final half of the 1964 campaign. His number 56 was retired following his death in 1965.



Jadeveon CLOWNEY 7

Jadeveon Clowney, a two-time first-team All-American and All-SEC selection and the 2012 SEC Defensive Player of the Year, had his jersey retired in ceremonies at halftime of the Georgia State game on Sept. 3, 2022.

The Rock Hill, SC, native came to South Carolina as the nation's top high school recruit in 2011 from South Pointe (S.C.) High School and immediately made an impact for the Gamecocks.

As a true freshman in 2011, he was named SEC Freshman of the Year and second-team All-SEC. He was named to multiple Freshman All-America teams after being credited with 36 total tackles, 12 for losses, including eight sacks and five forced fumbles.

His sophomore season in 2012 was his greatest year as a Gamecock. He tallied 54 total tackles, a school single-season record 23.5 for losses, including a school-record 13 sacks and three forced fumbles. Clowney became South Carolina's second unanimous All-American in school history and first since George Rogers in 1980. He was the recipient of the Ted Hendricks Award as the nation's top defensive end. Additionally, he was a finalist for the Chuck Bednarik Award, the Bronko Nagurski Trophy, the Lombardi Award, and finished sixth overall in the 2012 Heisman Trophy voting. In addition, he was voted by the fans as the 2012 AT&T All-America Player of the Year.




Clowney's tackle, forced fumble and fumble recovery against Michigan in the 2013 Outback Bowl is regarded as one of the most iconic moments in college football history.

In his junior and final campaign as a Gamecock, Clowney registered 39 total tackles, 11.5 for losses, including three sacks and a forced fumble on his way to a second-straight first-team All-American season.

The Gamecocks were a combined 33-6 overall and 18-6 in SEC play during his three seasons wearing the Garnet and Black. Carolina finished each of the three seasons with bowl victories – 2011 vs. Nebraska in the Capital One Bowl, 2012 vs. Michigan in the Outback Bowl and 2013 vs. Wisconsin in the Capital One Bowl. Carolina finished in the Top 10 in each of his three seasons and was ranked in the AP Top 25 every week of Clowney's career.

He was the first selection of the 2014 NFL Draft by the Houston Texans.





Frank Mincevich
1954




Sam DeLuca
1956




Ed Pitts
1959




Billy Gambrell
1962



Bobby Bryant
1966




Warren Muir
1967 & 1969



Dick Harris
1970



John LeHeup
1972



Rick Sanford
1978



George Rogers
1979; '80 (Unanimous)



Andrew Provence
1982



James Seawright
1984



Del Wilkes
1984 (Consensus)



Sterling Sharpe
1987



Sheldon Brown
2000



Kalimba Edwards
2001



Ko Simpson
2005



Eric Norwood
2009



Alshon Jeffery
2010



Melvin Ingram
2011 (Consensus)



Jadeveon Clowney
2012 (Unanimous); '13



Kelcy Quarles
2013



A.J. Cann
2014



Deebo Samuel
2018

National Coach of the Year

Joe Morrison - 1984



Head coach at South Carolina from 1983-88... died of a heart attack Feb. 5, 1989... compiled a 39-28-2 record during his six seasons in Columbia... led Carolina to three bowl games... his 1984 squad posted a then school-best 10-2 record and was ranked as high as No. 2 in the nation after winning its first nine games, earning him National Coach of the Year honors by the Walter Camp Foundation... also named All-South Independent Coach of the Year in 1987 by the Associated Press... was head coach at UT-Chattanooga and New Mexico before coming to Columbia prior to the 1983 season... his 16-year head coaching mark was 101-72-7... enjoyed an outstanding 14-year career (1959-72) with the NFL's New York Giants... nickname in the pros was "Old Dependable" and his all-purpose play enabled him to play eight positions during his career... a seven-time team captain, the Giants retired his #40 jersey in 1972... outstanding collegiate player at Cincinnati, where he received his degree in 1959... a native of Lima, Ohio.

Lou Holtz - 2000



South Carolina head coach from 1999-2004... named National Coach of the Year in 2000 by *Football News* and *American Football Coaches Quarterly*... led Carolina to its second bowl victory, defeating Ohio State 24-7 at the 2001 Outback Bowl... named SEC Coach of the Year... named Region Coach of the Year by the AFCA... led Gamecocks to the biggest regular-season turnaround in SEC history and the fourth-best regular season turnaround in NCAA history... became the first coach ever to lead six different programs to bowl games... became the only coach to guide four programs to final top-20 rankings... led South Carolina to back-to-back bowl victories and consecutive top-20 national rankings, both firsts in school history... led Notre Dame to the 1988 national title... also was head coach at Minnesota, Arkansas, NC State and William & Mary... a native of East Liverpool, Ohio.



Javon Kinlaw
2019



Kai Kroeger
2022



National Award Winners

Heisman Trophy

1980: George Rogers, RB

Ted Hendricks Award

2012: Jadeveon Clowney, DE

Freshman of the Year

- 2011: Jadeveon Clowney, DE (FoxSportsNext.com-Defense)
2010: Marcus Lattimore, TB (Sporting News, CBSSportsline, Rivals, Phil Steele, CFN.com)
1992: Steve Taneyhill, QB (Sports Illustrated)

Coach of the Year

- 2000: Lou Holtz (Football News, American Football Coaches Quarterly)
1984: Joe Morrison (Walter Camp)

First-Year Coach of the Year

2021: Shane Beamer (Steve Spurrier/FWAA)

Assistant Coach of the Year

- 2001: Skip Holtz (All-American Football Foundation)
2000: John Gutekunst (AFCA)

All-America

(First, Second, Third Team)

- 2021: Kai Kroeger, P, First Team: ESPN.com, The Athletic; Second Team: Walter Camp, AFCA
2021: Kingsley Enagbare, EDGE, Third Team: ProFootballFocus
Jaylan Foster, DB, Second Team: Walter Camp; Third Team: Phil Steele
2019: Javon Kinlaw, DT, First Team: AP; Second Team: USA TODAY; Third Team: Pro Football Focus
2018: Deebo Samuel, AP, First Team: AFCA; Second Team: KR, FWAA, Phil Steele
2014: A.J. Cann, OG, First Team: Sporting News, ESPN.com, CBSSportsline.com; Second Team: Walter Camp, AP, Sports Illustrated
2013: Jadeveon Clowney, DE, First Team: AFCA; Second Team: Walter Camp
Kelcy Quarles, DT, First Team: Sporting News; Second Team: AP, Athlon, CBSSports.com, Lindy's; Third Team: Phil Steele
2012: Jadeveon Clowney, DE, First Team: Unanimous
Ace Sanders, PR, Second Team: Phil Steele; Third Team: CBSSports.com
Brandon Shell, OT, Freshman: FoxSportsNext.com, Phil Steele
2011: Melvin Ingram, DE, First Team: AP, AFCA, Walter Camp, Sporting News, SportsIllustrated.com, ESPN.com, Rivals.com, CBSSports.com, Pro Football Weekly; Second Team: Phil Steele
Antonio Allen, DB, Second Team: AP, Rivals.com
2010: Alshon Jeffery, WR, First Team: FWAA, AFCA, ESPN.com, Phil Steele; Second Team: Walter Camp, AP, Sports Illustrated, CFN.com
Marcus Lattimore, TB, First Team: CFN.com; Second Team: Walter Camp; Third Team: Phil Steele
Stephon Gilmore, CB, Third Team: AP
2009: Eric Norwood, LB, First Team: AP, Walter Camp; Second Team: SportsIllustrated.com; Third Team: Sporting News
2005: Ko Simpson, SS, First Team: FWAA, CBSSportsline.com; Third Team: AP
2004: Ko Simpson, SS, Second Team: Sporting News
2002: Langston Moore, NG, Third Team: Sporting News
2001: Sheldon Brown, CB, Third Team: Sporting News
Kalimba Edwards, OLB, First Team: Sporting News; Third Team: Football News, AP
2000: Sheldon Brown, DB, First Team: AFCA; Third Team: AP
Kalimba Edwards, OLB, Third Team: AP
1987: Sterling Sharpe, WB, First Team: FWAA, Sporting News; Second Team: UPI, Football News; Third Team: AP
Brad Edwards, FS, Second Team: UPI; Third Team: AP
Roy Hart, NG, Second Team: AP

- 1986: Sterling Sharpe, WB, Second Team: Sporting News, Football News; Third Team: AP
Todd Ellis, QB, Second Team: Sporting News
1984: Del Wilkes, OG, First Team: AP, Walter Camp, Kodak Coaches All-America; Second Team: UPI
James Seawright, LB, First Team: AP, FWAA; Second Team: UPI, Football News
Bryant Gilliard, DB, Second Team: Football News
1982: Andrew Provence, DT, First Team: Sporting News; Third Team: AP
1980: George Rogers, RB, First Team: Unanimous
1979: George Rogers, RB, First Team: AP; Second Team: National Editorial Alliance, UPI, American Football Coaches, Football News
1978: Rick Sanford, DB, Sporting News
1975: Jeff Grantz, QB, Second Team: AP
1972: John LeHeup, DT, First Team: American Football Coaches
1971: Dick Harris, DB, Second Team: UPI
1970: Dick Harris, DB, First Team: American Football Coaches, National Editorial Alliance; Football News
1969: Warren Muir, FB, First Team: American Football Coaches; Detroit Sports Extra (33-man squad)
1967: Warren Muir, FB, First Team: Detroit Sports Extra (33-man squad)
1966: Bobby Bryant, DB, First Team: New York Daily News, Detroit Sports Extra
1962: Billy Gambrell, HB, First Team: Paul Williamson; Second Team: Coach and Athlete Magazine; Third Team: American Football Coaches, Central Press, Detroit Sports Extra
1959: Ed Pitts, T, First Team: Paul Williamson
1958: Alex Hawkins, RB, Third Team: AP
1956: Sam DeLuca, T, First Team: Paul Williamson; Third Team: AP
1954: Frank Mincevich, G, First Team: FWAA
Leon Cunningham, C, Third Team: AP, National Editorial Alliance
1953: Clyde Bennett, E, Third Team: AP
1952: Norris Mullis, DB, Second Team: AP
1951: Steve Wadiak, RB, Second Team: Helms Foundation, Paul Williamson
1946: Bryant Meeks, C, Second Team: AP
1942: Louis Sossamon, C, Second Team: AP
1930: Bob Gressette, E, All-American Board of Football

Freshman All-America

(First Team only)

- 2022: Nick Emmanwori, S, ESPN.com, PFF, On3
2018: Dylan Wonnum, OT, 247Sports
2011: Jadeveon Clowney, DE, Unanimous
A.J. Cann, OG, CFN.com, CBSSports.com, FoxSportsNext.com, Phil Steele, Rivals.com
Mike Matulis, OT, Sporting News
2010: Marcus Lattimore, RB, Unanimous
2009: Stephon Gilmore, CB, Phil Steele, Scout.com, CFN.com
Alshon Jeffery, WR, FWAA, Phil Steele, Scout.com, CFN.com
2006: Eric Norwood, DE, Sporting News
2005: Sidney Rice, WR, Sporting News, Rivals.com
2004: Ko Simpson, SS, FWAA, Rivals.com
2002: Moe Thompson, DE, Freshman: Sporting News
Lance Laury, LB, Sporting News
Na'Shan Goddard, OL, Sporting News
2000: Travelle Wharton, OL, Sporting News
Deandré Eiland, DB, Sporting News
1999: Rashad Faison, DB, Sporting News
1998: Kevin Rivers, OL, Sporting News
1997: Jermale Kelly, WR, Sporting News
1992: Steve Taneyhill, QB, Football News
1988: Robert Brooks, WR, Sporting News
1984: Carl Hill, LB, Football News

Academic All-Americans

(First, Second, Third Team)

- 2011: Dalton Wilson, FB (Second Team)
1991: Joe Reaves, LB (First Team)
1989: Mark Fryer, OL (Second Team)
1988: Mark Fryer, OL (First Team)
1987: Mark Fryer, OT (First Team)
1970: Don Brant, DE (Third Team)

Southeastern Conference (1992–)

Coach of the Year

- 2010: **Steve Spurrier**, (Coaches)
- 2005: **Steve Spurrier** (AP, CFN.com)
- 2000: **Lou Holtz** (AP, Football News)

Defensive Player of the Year

- 2012: **Jadeveon Clowney**, DE (Coaches)

Special Teams Player of the Year

- 2012: **Ace Sanders**, RS (Coaches)

Freshman of the Year

- 2011: **Jadeveon Clowney**, DE (Coaches, Rivals.com–Defense)
- 2010: **Marcus Lattimore**, TB (AP, Coaches, Sporting News, Rivals.com)
- 2005: **Sidney Rice**, WR (Sporting News)
- 2004: **Ko Simpson**, SS (AP)
- 1992: **Steve Taneyhill**, QB (Offense)

All-SEC

- 2022: Kai Kroeger, P (Coaches, AP first team)
Antwane Wells Jr., WR (Coaches first team, AP second team)
Jovaughn Gwyn, OL (Coaches second team)
Hunter Rogers, LS (Coaches second team)
- 2021: Jaylan Foster, DB (Coaches, AP first team)
Cam Smith, DB (AP second team)
- 2020: Kevin Harris, RB (AP first team, Coaches second team)
Kingsley Enagbare, DL (Coaches first team, AP second team)
Jaycee Horn, CB (Coaches second team)
- 2019: Javon Kinlaw, DL (Coaches first team, AP second team)
Bryon Edwards, WR (Coaches second team)
Israel Mukuamu, DB (AP second team)
D.J. Wonnun, DL (AP second team)
- 2018: Deebo Samuel, AP (Coaches, AP first team)
Deebo Samuel, RS (Coaches first team)
Deebo Samuel, WR (Coaches, AP second team)
Zack Bailey, OG (Coaches, AP second team)
Joseph Charlton, P (Coaches second team)
- 2017: Hayden Hurst, TE (Coaches, AP first team)
Skai Moore, LB (Coaches first team, AP second team)
Dante Sawyer, DL (AP second team)
- 2016: Darius English, DE (AP second team)
- 2015: Pharoh Cooper, WR (Coaches, AP first team),
Pharoh Cooper, AP (Coaches first team, AP second team)
Skai Moore, LB (Coaches, AP second team)
- 2014: A.J. Cann, OG (Coaches first team; AP second team)
Pharoh Cooper, WR (Coaches, AP first team);
Pharoh Cooper, AP (Coaches, AP second team)
Elliott Fry, PK (Coaches second team)
- 2013: Jadeveon Clowney, DE (Coaches, AP first team)
Kelcy Quarles, DT (Coaches, AP first team)
Mike Davis, RB (Coaches, AP second team)
Victor Hampton, CB (AP second team)
Sharrod Golightly, LB (AP second team)
- 2012: Jadeveon Clowney, DE (Coaches, AP first team)
Ace Sanders, RS (Coaches first team)
Ace Sanders, AP (Coaches, AP second team)
T.J. Johnson, OC (Coaches second team)
D.J. Swearingen, S (AP, Coaches second team)
Marcus Lattimore, RB (AP honorable mention)
- 2011: Melvin Ingram, DE (Coaches, AP first team)
Rokevious Watkins, OL (AP first team, Coaches second team)
Alshon Jeffery, WR (AP second team)
Marcus Lattimore, RB, (Coaches, AP second team)
Antonio Allen, DB (AP second team)
Jadeveon Clowney, DE (Coaches second team)
Devin Taylor, DE (AP honorable mention)
- 2010: Alshon Jeffery, WR (Coaches, AP first team)
Marcus Lattimore, TB (Coaches, AP first team)
Stephon Gilmore, CB (Coaches first team, AP second team)
Devin Taylor, DE (AP first team, Coaches second team)
Cliff Matthews, DE (Coaches second team)
Garrett Chisolm, OL (Coaches second team)
- 2009: Eric Norwood, LB (Coaches, AP first team)
Chris Culliver, S (AP second team)
Cliff Matthews, DE (Coaches second team)
- 2008: Jasper Brinkley, LB (Coaches second team)
Emanuel Cook, SS (Coaches, AP second team)
Jared Cook, TE (Coaches first team, AP second team)
Kenny McKinley, WR (AP honorable mention)
Eric Norwood, LB (Coaches AP first team)
Ryan Succop, PK (AP honorable mention)

- 2007: Emanuel Cook, SS (Coaches, AP second team)
Kenny McKinley, WR (Coaches, AP first team)
Captain Munnerlyn, CB (Coaches first team; AP second team)
Eric Norwood, DE (Coaches first team, AP second team)
Ryan Succop, P/PK (AP honorable mention)
- 2006: Jasper Brinkley, LB (AP first team)
Fred Bennett, CB (Coaches second team, AP honorable mention)
Andy Boyd, TE (Coaches second team)
Sidney Rice, WR (Coaches second team)
Ryan Succop, PK (Coaches second team, AP honorable mention)
Jamon Meredith, OT (AP honorable mention)
- 2005: Ko Simpson, SS (Coaches, AP first team)
Sidney Rice, WR (Coaches, AP first team)
Johnathan Joseph, CB (AP second team)
Fred Bennett, CB (AP honorable mention)
- 2004: Troy Williamson, WR (AP first team, Coaches second team)
Ko Simpson, SS (Coaches, AP second team)
- 2003: Travelle Wharton, OL (Coaches, AP second team)
- 2002: Langston Moore, NG (Sporting News first team, Coaches second team)
Travelle Wharton (Sporting News first team)
Jonathan Martin, S, (AP honorable mention)
- 2001: Sheldon Brown, DB (Coaches first team; AP, Sporting News, second team)
Kalimba Edwards, OLB (Coaches, AP, Sporting News first team)
Rashad Faison, S (Coaches second team)
Andre Goodman, DB (Coaches second team)
Shane Hall, OL (Coaches second team)
Melvin Paige, OL (Coaches, AP second team)
- 2000: Sheldon Brown, DB (Sporting News first team, Coaches second team, AP HM)
Kalimba Edwards, OLB (Coaches, AP, Sporting News first team)
Jermale Kelly, WR (Coaches second team)
Melvin Paige, OL (Coaches second team)
Cleveland Pinkney, DL (Sporting News first team)
Derek Watson, RB (AP, Sporting News second team) AP (AP second team)
Cedric Williams, OL (AP first team)
Phil Petty, QB (AP honorable mention)
- 1999: John Abraham, OLB (Coaches, AP second team)
- 1998: Jamar Nesbit, OT (Coaches first team)
- 1997: Boo Williams, RS (AP first team)
Arturo Freeman FS (AP first team)
Jamar Nesbit, OT (AP second team)
Henry Taylor, DT (AP second team)
- 1996: Duce Staley, RB (Coaches, AP first team)
Jamar Nesbit, OT (AP first team)
Randy Wheeler, OT (Coaches, AP second team)
Arturo Freeman, FS (AP second team)
Darren Hambrick, OLB (Coaches second team)
- 1995: James Dexter, OT (AP second team)
Eric Sullivan, DT (AP second team)
Ben Washington (Coaches second team)
- 1994: Stacy Evans, DE (AP second team)
Tony Watkins, DB (AP second team)
- 1993: Ernest Dixon, OLB (Coaches first team)
Brandon Bennett, RB (Coaches second team)
Stacy Evans, DE (Coaches second team)
- 1992: Ernest Dye, OT (Coaches first team)

Coaches' All-SEC Freshman

- 2022: Nick Emmanwori, DB
- 2021: Alex Huntley, DL; Juju McDowell, AP & RS; Tyshawn Wannamaker, OL
- 2020: Mohamed Kaba, LB; Kai Kroeger, P
- 2019: Zacch Pickens, DL; Jammie Robinson, DB
- 2018: Dylan Wonnun, OL; Jaycee Horn, DB
- 2017: Jamyest Williams, DB
- 2015: Zack Bailey, OC
- 2014: Al Harris Jr., CB
- 2013: Pharoh Cooper, AP & RS; Skai Moore, LB; Elliott Fry, PK
- 2012: Jerrell Adams, TE; T.J. Gurley, S; Brandon Shell, OT
- 2011: A.J. Cann, OG; Jadeveon Clowney, DE, Bruce Ellington, AP
- 2010: Marcus Lattimore, TB; Ace Sanders WR
- 2009: Stephon Gilmore, CB; Alshon Jeffery, WR; T.J. Johnson, OL; Devin Taylor, DE
- 2007: Ladi Ajiboye, DT; Cliff Matthews, LB
- 2006: Rodney Paulk, LB; Emanuel Cook, DB
- 2005: Sidney Rice, WR; Dakota Walker, DE
- 2004: Ko Simpson, DB
- 2003: Demetris Summers, RB
- 2002: Moe Thompson, DE; Troy Williamson, WR; Lance Laury, LB;
Na'Shan Goddard, OL
- 2001: George Gause, DE
- 2000: Travelle Wharton, OL; Deandre' Eiland, DB
- 1999: Rashad Faison, DB
- 1998: Philip Jones, OL ; Melvin Paige OL; Kevin Rivers, OL
- 1997: Jermale Kelly, WR; Victor Penn, QB
- 1996: Courtney Leavitt, P
- 1995: Jamar Nesbit, OL; Arturo Freeman, DB; Zola Davis, WR
- 1994: Paul Beckwith, C; Ben Washington, DB
- 1993: John Harrison, OL; Terry Cousin, DB; Reed Morton, PK
- 1992: Steve Taneyhill, QB; Eric Sullivan, DL



Academic All-SEC

- 2022:** Dave Adams, Nick Barrett, Christian Beal-Smith, Jaheim Bell, Ahmarea Brown, Joseph Byrnes, Wyatt Campbell, Lovasea Carroll, Andrew Colasurdo, Luke Doty, Eric Douglas, Bradley Dunn, Hot Rod Fitten, King-Demenian Ford, Colten Gauthier, B.J. Gibson, Landon Grier, Jovaughn Gwyn, Tonka Hemingway, Alex Herrera, Alex Huntley, Mitch Jeter, Tyreek Johnson, Trai Jones, William Joyce, Kai Kroeger, Marshawn Lloyd, Payton Mangrum, Hank Manos, Aaron Morton, Jaylen Nichols, Zacch Pickens, Spencer Rattler, Eriq Rice, Hunter Rogers, Ben Rollins, Jesse Sanders, David Spaulding, Tyshawn Wannamaker, Darryle Ware, M.J. Webb, Donovan Westmoreland, Dylan Wonnum
- 2021:** Trey Adkins, Matthew Bailey, Nick Barrett, Jaheim Bell, Ahmarea Brown, Jordan Davis, Luke Doty, Eric Douglas, Spencer Eason-Riddle, Kingsley Enagbare, Hot Rod Fitten, King-Demenian Ford, Colten Gauthier, Keem Green, Sherrod Greene, Landon Grier, Jovaughn Gwyn, Cole Hanna, Tonka Hemingway, Alex Herrera, Alex Huntley, E.J. Jenkins, Mitch Jeter, Tyreek Johnson, Trai Jones, Connor Jordan, Kai Kroeger, Vershon Lee, MarShawn Lloyd, Payton Mangrum, Hank Manos, Sean McGonigal, Jakai Moore, Vincent Murphy, Nick Muse, Zacch Pickens, Patrick Reedy, Sam Reynolds, Hunter Rogers, Will Rogers, Darius Rush, Jesse Sanders, David Spaulding, Josh Vann, Tyshawn Wannamaker, Parker White, Dylan Wonnum
- 2020:** Trey Adkins, Gavin Bennett, Davonne Bowen, Jahmar Brown, Wyatt Campbell, Slade Carroll, Eric Douglas, Spencer Eason-Riddle, Chandler Farrell, Rodricus Fitten, Sherrod Greene, Jovaughn Gwyn, Cole Hanna, Alex Herrera, Ryan Hilinski, Jaycee Horn, Tyreek Johnson, Connor Jordan, Traevon Kenion, Christian Kinsley, Xavier Legette, Hank Manos, Sean McGonigal, Jakai Moore, Israel Mukuamu, Keveon Mullins, Vincent Murphy, Nick Muse, Jaylen Nichols, Zacch Pickens, Patrick Reedy, Will Register, Jordan Rhodes, Will Rogers, Shilo Sanders, Jay Ulrich, Josh Vann, Noah Vincent, Parker White, Dylan Wonnum
- 2019:** Trey Adkins, Jake Bentley, Davonne Bowen, TJ Brunson, Eddie Buckhouse, Summie Carlay, Slade Carroll, Joseph Charlton, Devontae Davis, Chavis Dawkins, Mon Denson, Eric Douglas, Spencer Eason-Riddle, Chandler Farrell, Daniel Fennell, Corbett Glick, Sherrod Greene, Jovaughn Gwyn, Cole Hanna, Dawson Hoffman, Jaycee Horn, Sadarius Hutcherson, J.T. Ibe, Max Iyama, Tyreek Johnson, John Kanaan, Christian Kinsley, Rosendo Louis Jr., Hank Manos, Sean McGonigal, Israel Mukuamu, Jazuun Outlaw, Kiel Pollard, Patrick Reedy, Will Register, Jordan Rhodes, Darius Rush, Rick Sandidge, Kobe Smith, Will Tommie, Jay Ulrich, Jordan Villafane, Noah Vincent, M.J. Webb, Parker White, Dylan Wonnum, D.J. Wonnum
- 2018:** Ben Asbury, Jacob August, Zack Bailey, Jake Bentley, Davonne Bowen, Summie Carlay, Slade Carroll, Joseph Charlton, Dennis Daley, Chavis Dawkins, Mon Denson, Eric Douglas, Javion Duncan, Spencer Eason-Riddle, Chandler Farrell, Daniel Fennell, Danny Gordon, Sherrod Greene, Bailey Hart, Caleb Jenerette, Kyle Markway, Sean McGonigal, Jazuun Outlaw, Kiel Pollard, Will Register, Jordan Rhodes, Michael Scarnecchia, Jason Senn, Kobe Smith, Matthew Smith, Donell Stanley, Jay Ulrich, M.J. Webb, Parker White, Jamyest Williams, D.J. Wonnum
- 2017:** Ben Asbury, Jacob August, Zack Bailey, Jake Bentley, Summie Carlay, Joseph Charlton, Dennis Daley, Chavis Dawkins, Mon Denson, Trey Derouen, Javion Duncan, Spencer Eason-Riddle, Chandler Farrell, Daniel Fennell, Harrison Freeman, Danny Gordon, Bailey Hart, Cory Helms, Hayden Hurst, Kyle Markway, Kiel Pollard, Michael Scarnecchia, Jason Senn, Demetrius Smalls, Kobe Smith, M.J. Webb, D.J. Wonnum
- 2016:** Jacob August, Rivers Bedenbaugh, Matrick Belton, Javon Charleston, Logan Crane, Mon Denson, Devin Dingle, Jalen Dread, Bryan Edwards, Daniel Fennell, Elliott Fry, Scott Grant, Cory Helms, Hayden Hurst, Shannon James, Chris Lammons, Kyle Markway, Brandon Mcllwain, Perry Orth, Darius Paulk, Jasper Sasser, Dante Sawyer, Michael Scarnecchia, Jason Senn, Demetrius Smalls, Jamari Smith, Rod Talley, Antoine Wilder, David Williams, Drew Williams
- 2015:** Landon Ard, Rivers Bedenbaugh, Shon Caron, Pharoah Cooper, Jordan Diggs, Jalen Dread, Elliott Fry, Garrison Gist, Terry Googer, Kelsey Griffin, Ali Groves, T.J. Gurley, Shannon James, Chris Lammons, Cedrick Malone, Nick McGriff, Chris Moody, Sean Odom, Perry Orth, Devin Potter, Jasper Sasser, Michael Scarnecchia, Demetrius Smalls, D.J. Smith, Will Sport, Donell Stanley, Rod Talley, Cody Waldrop
- 2014:** Jerell Adams, Landon Ard, K.J. Brent, Damiere Byrd, A.J. Cann, Pharoah Cooper, Ryland Culbertson, Jordan Diaz, Jordan Diggs, Gerald Dixon Jr., Elliott Fry, Garrison Gist, Deon Green, Kelsey Griffin, Ali Groves, T.J. Gurley, Austin Hails, Coleman Harley, Mason Harris, T.J. Holloman,

- Tyler Hull, Rico McWilliams, Kyle Morini, Brendan Nosovitch, Devin Potter, Sidney Rhodes, Corey Robinson, Jasper Sasser, Brandon Shell, Will Sport, Dylan Thompson, Cody Waldrop, Devin Washington, Kane Whitehurst, Drew Williams
- 2013:** Jerell Adams, Landon Ard, K.J. Brent, Damiere Byrd, A.J. Cann, Shon Caron, Ryland Culbertson, Jordan Diaz, Jordan Diggs, Bruce Ellington, Kyle Fleetwood, Deon Green, T.J. Gurley, Austin Hails, T.J. Holloman, Kaiwan Lewis, Rico McWilliams, Brendan Nosovitch, Ronald Patrick, Corey Robinson, Garrett Shank, Will Sport, Dylan Thompson, Cody Waldrop, David Wilkins
- 2012:** Landon Ard, Jacob Baker, K.J. Brent, Damiere Byrd, A.J. Cann, Shon Caron, Andrew Clifford, Gerald Dixon Jr., Phillip Dukes, Bruce Ellington, Travis Ford, Deon Green, Mason Harris, Tyler Hull, Damario Jeffery, T.J. Johnson, Kadetrix Marcus, Davis Moore, Drew Owens, Ronald Patrick, Kelvin Rainey, Corey Robinson, Jared Shaw, Brandon Shell, DeAngelo Smith, Brock Stadnik, Clayton Stadnik, Dylan Thompson, Adam Yates
- 2011:** Jacob Baker, Payton Brady, Billy Byrne, A.J. Cann, Ryland Culbertson, Bruce Ellington, Travis Ford, Stephon Gilmore, Walker Inabinet, T.J. Johnson, Nick Jones, Marcus Lattimore, D.L. Moore, Davis Moore, Ronald Patrick, Connor Shaw, Seth Strickland, Dylan Thompson, Dalton Wilson, Jay Wooten, Adam Yates
- 2010:** Jacob Baker, Jason Barnes, Blake Baxley, Payton Brady, Ryan Broadhead, Billy Byrne, Garrett Chisolm, Andrew Clifford, Chris Culliver, Brandon Davis, Eric Davis, Patrick DiMarco, Stephon Gilmore, Matthew Grooms, C.J. Heinz, Walker Inabinet, Damario Jeffery, T.J. Johnson, Spencer Lanning, Rodney Paulk, Nick Prochak, Travian Robertson, Bryce Sherman, Cedrick Snead, Seth Strickland, Kevin White, Addison Williams, Dalton Wilson, Alonzo Winfield, Jay Wooten, Adam Yates
- 2009:** Garrett Anderson, Pierre Andrews, Blake Baxley, Reginald Bowers, Zac Brindise, Ryan Broadhead, Moe Brown, Chris Culliver, Brandan Davis, Stephen Flint, Foxy Foxworth, Stephen Garcia, Stephon Gilmore, Matt Grooms, Aramis Hillary, DeVonte Holloman, Walker Inabinet, Lemuel Jeanpierre, T.J. Johnson, Spencer Lanning, Rodney Paulk, Cedrick Snead, Chaz Sutton, Devin Taylor, Kevin White, Addison Williams, Dalton Wilson, Adam Yates, Kevin Young
- 2008:** Pierre Andrews, Yvan Banag, Tommy Beecher, Ryan Broadhead, Patrick DiMarco, Stephen Flint, Foxy Foxworth, Marque Hall, Lemuel Jeanpierre, Alex McGrath, Jamon Meredith, Travian Robertson, Hardee Sanders, Chris Smelley, Cedrick Snead, Justin Sorensen, Nate Spurrier, Scott Spurrier, Ryan Succop, Charles Turner, Chris Vaughn, Addison Williams, Stoney Woodson, Greg Wright
- 2007:** Tommy Beecher, Andy Boyd, Ryan Broadhead, Moe Brown, Marcus Davis, Clark Gaston, John Guerry, Paul Haile, Lemuel Jeanpierre, Jamon Meredith, Eric Norwood, Calvin Parks, Rodney Paulk, Robert Pavlovic, Doug Peterson, Nick Prochak, Hardee Sanders, Chris Smelley, Justin Sorensen, Nate Spurrier, Scott Spurrier, Lanard Stafford, Ryan Succop, Ranzino Valentine, Damien Wright
- 2006:** Tommy Beecher, Andy Boyd, Ike Crofoot, Seth Edwards, John Paul Gillis, Jerod June, Alex McGrath, Jamon Meredith, Scott Morgan, Brett Nichols, Hardee Sanders, Marvin Sapp, Justin Sorensen, Nate Spurrier, Lanard Stafford, Ryan Succop, Ranzino Valentine, Cody Wells
- 2005:** Brook Antonio, Carson Askins, Kyle Bishop, Josh Brown, Charlie Carpenter, Kris Clark, Ike Crofoot, Seth Edwards, Josh Epps, Tim Frisby, Michael Glass, Jamon Meredith, Scott Morgan, Fran Person, Justin Sorensen, Lanard Stafford, Cody Wells
- 2004:** Brook Antonio, Brian Arnold, Carson Askins, Joey Bowers, Josh Brown, Charlie Carpenter, Kris Clark, Seth Edwards, Michael Glass, Austin LeSane, Josh Malloy, Scott Morgan, Brett Nichols, Fran Person, Mike Rathe, Bobby Scott, Chad Walker, Cody Wells, Marc Williams, Rodriques Wilson
- 2003:** Brian Arnold; Carson Askins; Joey Bowers; Kevin Caldwell; Charlie Carpenter; James Cooke; Kip Covington; Seth Edwards; Andre Hemphill; Christopher Homes; Jerod June; Joshua Malloy; Scott Morgan; Brett Nichols; Fran Person; Michael Rathe; Isaac Robinson; Darrell Shropshire; Preston Thorne
- 2002:** Ryan Brewer, William Bryan, Joey Bowers, Tyeler Dean, Shane Hall, Brandon Jeffcoat, Nick Johnson, Erik Kimrey, Matthew Richard, Preston Thorne, Chad Walker, Daniel Weaver, Lenny Williams
- 2001:** Ryan Brewer, William Bryan, C.J. Frye, Mikal Goodman, Adam Holmes, Erik Kimrey, Kenneth Layel, Justin McGuire, Michael Nivens, Jonathan Ragans, John Stamper, Rod Trafford
- 2000:** Tim Bell, Ryan Brewer, Scott Browne, Jason Corse, Jason Cox, Kyle Crabb, C.J. Frye, Tommy Hill, Philip Jones, Erik Kimrey, Heath Nivens, Jonathan Ragans, Kevin Sides, John Stamper

- 1999:** Scott Browne, Andre Goodman, Willis Ham, Jim Levandusky, Trevon Matthews, Jonathan Ragans, Kevin Sides, John Stamper
- 1998:** Thomas Hill, Ryan Koop, Courtney Leavitt, Trevon Matthews, Trey Pennington, Andray Spearman
- 1997:** Scott Beebe, Shane Burnham, Ryan Koop, Jason Lawson, Courtney Leavitt, Shah Mays, Donovan Norman, Jim Pietrzak, Gerrick Taylor, Ben Washington
- 1996:** Chad Barnhardt, Scott Beebe, Shane Burnham, Ed Hrubiec, Ryan Koop, Jason Lawson, Reed Morton, Gerrick Taylor
- 1995:** Shane Burnham, Ryan Koop, Jason Lawson Reed Morton, Ron Nealy, Tom Pritchard, Stanley Pritchett, Henry Taylor
- 1994:** James Dexter, Boomer Foster, Reed Morton, Ron Nealy, Stanley Pritchett, Marty Simpson, Elliot Smith, David Turnipseed, Blake Williamson
- 1993:** Boomer Foster, Corey Louchiey, Bru Pender, Marty Simpson, Blake Williamson
- 1992:** Luther Dixon, Chuck Driggers, Troy Duke, Boomer Foster, Ben Hogan, Corey Louchiey, Mike Muse, Antoine Rivens, Marty Simpson


Independent (1971-91)

Coach of the Year

- 1987:** Joe Morrison (AP)
- 1984:** Joe Morrison (Walter Camp, Football News, Playboy, Athlon)

All-South Independent

- 1991:** Robert Brooks, WR; Marty Dye, DE; Jay Killen, C
- 1990:** Ike Harris, OT; Collin Mackie, PK; Corey Miller, DE
- 1989:** Harold Green, RB; Ike Harris, OT; Corey Miller, DE; Daren Parker, P
- 1988:** Randy Harwell, C; Kevin Hendrix, DE; Patrick Hinton, LB; Collin Mackie, PK; Ron Rabune, FS; Robert Robinson, CB
- 1987:** Brad Edwards, FS; Todd Ellis, QB; Harold Green, RB; Roy Hart, NG; Woody Myers, C; Brendan McCormack, DT; Greg Philpot, SS; Rodney Price, P; Sterling Sharpe, WB
- 1986:** Greg Philpot, FS; Sterling Sharpe, WB
- 1985:** Tony Guyton, DE; Tom O'Connor, P; Greg Philpot, FS
- 1984:** Joe Brooks, DB; Bryant Gilliard, DB; James Seawright, LB; Del Wilkes, OG
- 1983:** Mike Durrah, LB; Chris Norman, P
- 1982:** Mark Fleetwood, PK
- 1981:** Andrew Provence, DT; Emanuel Weaver, DT; Chuck Slaughter, OT
- 1976:** Philip Logan, WR
- 1975:** Philip Logan, WR



Bill Woehrman was the Atlantic Coast Conference's Jacobs Blocking Trophy winner in 1953 and 1954.

Atlantic Coast Conference (1953-70)

Coach of the Year

- 1969:** Paul Dietzel

Player of the Year

- 1962:** Billy Gambrell, HB
- 1958:** Alex Hawkins, HB

Jacobs Blocking Trophy

- 1958:** John Saunders
- 1954:** Bill Woehrman
- 1953:** Bill Woehrman

All-ACC

- 1970:** Dave DeCamilla, OT; Dick Harris, DB; Jim Mitchell, FL
- 1969:** Dave DeCamilla, OT; Billy DuPre, K, Warren Muir, FB Jimmy Poston, DT; Pat Watson, DB; Fred Zeigler, FL
- 1968:** Wally Orrell, DB; Fred Zeigler, FL
- 1967:** Tim Bice, LB; Warren Muir, FB; Don Somma, DT
- 1966:** Bobby Bryant, DB
- 1965:** Benny Galloway, DB; J.R. Wilburn, OE
- 1963:** Tom Gibson, T
- 1962:** John Caskey, E; Billy Gambrell, HB; Jim Moss, T
- 1961:** Billy Gambrell, HB; Jim Moss, T
- 1960:** Jake Bodkin, G
- 1959:** Phil Lavoie, FB; Ed Pitts, T
- 1958:** Alex Hawkins, HB; Ed Pitts, T; John Saunders, FB
- 1956:** Buddy Frick, E
- 1954:** Leon Cunningham, C; Frank Mincevich, G
- 1953:** Clyde Bennett, E; Leon Cunningham, C; Johnny Gramling, QB Frank Mincevich, G

Academic All-ACC

- 1970:** Don Brant, DE
- 1969:** Tony Fusaro, G; Bo Davies, B
- 1968:** Tyler Hellams, B
- 1967:** Gene Schwarting, E
- 1966:** Bob Cole, LB; Stan Juk, B
- 1965:** Stan Juk, B
- 1962:** Ken Lester, E
- 1961:** Dave Adam, G
- 1960:** Don Miles, G
- 1959:** Steve Satterfield, B
- 1958:** King Dixon, B
- 1957:** Nelson Weston, G; Bob Long, C; King Dixon, B
- 1956:** King Dixon, B
- 1955:** Bill Weston, G; Hugh Bell, C; Carl Brazell, B
- 1954:** Dick Covington, T; Mackie Prickett, B

Southern Conference (1922-52)

All-Southern Conference

- 1952:** Leon Cunningham, LB; Don Earley, DT; Johnny Gramling, QB; John Latorre, DE; Norris Mullis, DB
- 1951:** Steve Wadiak, B; Harry Jabbusch, LB; Larry Smith, C
- 1950:** Steve Wadiak, B
- 1946:** Bryant Meeks, C
- 1944:** Skim Harrison, E; Pat Thrash, E
- 1943:** Ernie Bauer, G; Dom Fusci, T
- 1942:** Louis Sossamon, C
- 1941:** Louis Sossamon, C; Stan Stasica, B
- 1938:** Larry Craig, E
- 1933:** Earl Clary, B
- 1929:** Julian Beall, L

- South Carolina has produced 15 first-round draft picks all-time, with nine coming since 2000.
- South Carolina running back George Rogers was selected with the No. 1 overall pick of the 1981 NFL Draft after winning the Heisman Trophy in 1980. Rogers earned NFL Rookie of the Year honors after leading the league in rushing in 1981.
- Jadeveon Clowney became the second Gamecock taken with the first pick in the draft when the Houston Texans selected him to open the 2014 NFL Draft.
- 42 Gamecocks have been selected in the last 12 drafts, an average of 3.5 per year.
- 74 South Carolina players have been drafted since 2000, an average of over three draftees per year.
- A Gamecock has been selected in 21 of the last 22 NFL Drafts.
- 33 Carolina defensive backs have been picked in the NFL Draft, with 18 selected since 2002.
- South Carolina has had 216 players drafted.

Year	Player	Pos.	Team	Rd	Pick
2023	Cam Smith	CB	Dolphins	2	51
	Zach Pickens	DT	Bears	3	64
	Darius Rush	CB	Colts	5	138
	Jovaughn Gwyn	OG	Falcons	7	225
	Jalen Brooks	WR	Cowboys	7	244
2022	Kingsley Enagbare	EDGE	Packers	5	179
	Kevin Harris	RB	Patriots	6	183
	Nick Muse	TE	Vikings	7	227
2021	Jaycee Horn	CB	Panthers	1	8
	Ernest Jones	LB	Rams	3	103
	Shi Smith	WR	Panthers	6	204
	Israel Mukuamu	DB	Cowboys	6	227
2020	Javon Kinlaw	DT	49ers	1	14
	Bryan Edwards	WR	Raiders	3	81
	D.J. Wonnum	DE	Vikings	4	117
	T.J. Brunson	LB	Giants	7	238
2019	Deebo Samuel	WR	49ers	2	36
	Rashad Fenton	CB	Chiefs	6	201
	Dennis Daley	OT	Panthers	6	212
2018	Hayden Hurst	TE	Ravens	1	25
2016	Pharoh Cooper	WR	Rams	4	117
	Brandon Shell	OT	Jets	5	158
	Jerell Adams	TE	Giants	6	184
2015	A.J. Cann	OG	Jaguars	3	67
	Mike Davis	RB	49ers	4	126
	Corey Robinson	OT	Lions	7	240
	Rory Anderson	TE	49ers	7	254




2014	Jadeveon Clowney	DE	Texans	1	1
	Bruce Ellington	WR	49ers	4	106
2013	D.J. Swearinger	S	Texans	2	57
	Ace Sanders	WR	Jaguars	4	101
	Marcus Lattimore	RB	49ers	4	131
	Devion Taylor	DE	Lions	4	132
	DeVonte Holloman	LB	Cowboys	6	185
	T.J. Johnson	C	Bengals	7	251
	Justice Cunningham	TE	Colts	7	254
2012	Stephon Gilmore	CB	Bills	1	10
	Melvin Ingram	DE	Chargers	1	18
	Alishon Jeffery	WR	Bears	2	45
	Roquevious Watkins	OL	Rams	5	150
	Antonio Allen	S	Jets	7	242
	Travian Robertson	DT	Falcons	7	249
2011	Chris Culliver	CB	49ers	3	80
	Cliff Matthews	DE	Falcons	7	230
2010	Eric Norwood	LB	Panthers	4	124
	Clifton Geathers	DE	Browns	6	186

Year	Player	Pos.	Team	Rd	Pick
2009	Jared Cook	TE	Titans	3	89
	Kenny McKinley	WR	Broncos	5	141
	Jasper Brinkley	LB	Vikings	5	150
	Jamon Meredith	OT	Packers	5	162
	Captain Munnerlyn	CB	Panthers	7	216
	Stoney Woodson	DB	Giants	7	238
	Ryan Succop	PK	Chiefs	7	256
2008	Cory Boyd	RB	Buccaneers	7	238
2007	Sidney Rice	WR	Vikings	2	44
	Fred Bennett	DB	Texans	4	123
2006	Johnathan Joseph	CB	Bengals	1	24
	Ko Simpson	S	Bills	4	105
2005	Troy Williamson	WR	Vikings	1	7
	Rodriques Wilson	LB	Bears	7	220
	Darrell Shropshire	DT	Falcons	7	241
2004	Dunta Robinson	DB	Texans	1	10
	Travelle Wharton	OT	Panthers	3	94
	Deandré Eiland	DB	Vikings	6	184
2003	Langston Moore	DT	Bengals	6	174
	Corey Jenkins	DB	Dolphins	6	181
	Andrew Pinnoch	RB	Chargers	7	229
2002	Kalimba Edwards	DE	Lions	2	35
	Sheldon Brown	DB	Eagles	2	59
	Andre Goodman	DB	Lions	3	68
	Willie Offord	DB	Vikings	3	70
	John Stamper	DE	Buccaneers	6	193
2000	John Abraham	LB	Jets	1	13
	Arturo Freeman	DB	Dolphins	5	152
1998	Darren Hambrick	LB	Cowboys	5	130
	Lee Wiggins	DB	Oilers	6	168
1997	Duce Staley	RB	Eagles	3	71
	Marcus Robinson	WR	Bears	4	108
1996	Stanley Pritchett	RB	Dolphins	4	118
	James Dexter	OT	Cardinals	5	137
1994	Corey Louchiey	OT	Bills	3	98
1993	Ernest Dye	OT	Cardinals	1	18
1992	Robert Brooks	WR	Packers	3	62
	Gerald Dixon	LB	Browns	3	78
	Eddie Miller	WR	Colts	9	225
1991	Calvin Stephens	OG	Patriots	3	56
	Corey Miller	LB	Giants	6	167
	Mike Dingle	RB	Bengals	8	211
	Ike Harris	OG	Seahawks	12	324
1990	Harold Green	RB	Bengals	2	38
	Todd Ellis	QB	Broncos	9	247
1989	Derrick Little	LB	Buccaneers	6	154
	Kevin Hendrix	LB	Redskins	7	179
1988	Sterling Sharpe	WR	Packers	1	7
	Brad Edwards	DB	Vikings	2	54
	Roy Hart	DT	Seahawks	6	158
	Norman Floyd	DB	Vikings	11	296
	Brendan McCormack	DT	Giants	12	323
	Ryan Bethea	WR	Vikings	5(s)	0
1987	Raynard Brown	WR	Lions	10	259
1986	Leonard Burton	C	Bills	3	77
	Kent Hagood	RB	Chiefs	6	141
	Thomas Dendy	RB	Broncos	11	301
1985	Ira Hillary	WR	Chiefs	8	210
	Earl Johnson	DB	Saints	9	236
	Frank Wright	DT	Giants	9	240
	James Seawright	LB	Bills	11	282
1984	Rusty Russell	OT	Eagles	3	60
	Rickey Hagood	DT	Seahawks	4	86
1983	Andrew Provence	DT	Falcons	3	75
1982	Emanuel Weaver	DT	Bengals	2	54
	DeWayne Chivers	TE	Bills	6	160
	Chuck Slaughter	OT	Saints	8	198
	Johnnie Wright	RB	Colts	12	307
1981	George Rogers	RB	Saints	1	1
	Willie Scott	TE	Chiefs	1	14
1980	Steve Bernish	DE	Giants	11	285
1979	Rick Sanford	DB	Patriots	1	25
	Max Runager	P	Eagles	8	211
1977	Clarence Williams	RB	Chargers	5	124
	Steve Courson	OG	Steelers	5	125
	Kevin Long	RB	Jets	7	195
	Bill Currier	DB	Oilers	9	232
1976	Henry Laws	DB	Cowboys	8	236
	Brian Nemeth	TE	Rams	11	317
	Mike McCabe	C	Lions	12	335
	Jeff Grantz	QB	Dolphins	17	480
1975	Jay Hodgin	RB	Packers	9	217
1974	Marty Woolbright	TE	Giants	7	159
	Darrell Austin	OT	Broncos	16	404

Year	Player	Pos.	Team	Rd	Pick
1973	Mike Haggard	WR	Jets	7	169
	Rick Brown	LB	Packers	9	230
	John LeHeup	LB	Bills	10	259
	Jackie Brown	DB	Colts	15	374
1972	Dickie Harris	DB	Jets	5	114
	Bo Davies	DB	Saints	5	126
	Tyler Hellams	DB	Chiefs	13	335
1971	Jim Poston	DT	Raiders	11	279
	Dan Dyches	C	Jets	15	370
1970	Warren Muir	RB	Giants	15	377
1969	Roy Reeves	DB	Oilers	14	352
1968	Bob Cole	LB	Steelers	17	444
1967	Bobby Bryant	DB	Vikings	7	167
	Stan Juk	LB	Dolphins	12	294
	Paul Phillips	OT	Chargers	16	407
1966	Bob Collins	T	Falcons	13	186
	Ron Lamb	RB	Cowboys	13	190
1965	Steve Cox	OT	Bears	12	157
	J.R. Wilburn	B	Steelers	13	171
	Len Sears	T	Packers	19	262
1964	Tom Gibson	G	Steelers	6	79
1963	Jim Moss	T	Cardinals	7	86
	James Holler	LB	Packers	14	196
1962	Jim Costen	RB	Redskins	14	183
	Jim Moss	T	Giants	20	278
1961	Sam Fewell	OT	Bears	11	145
1960	Kirk Phares	G	Packers	7	77
	Ed Pitts	T	49ers	11	126
	Jim Nemeth	C	Colts	13	154
	Joe Gomes	B	Packers	17	197
1959	Alex Hawkins	B	Packers	2	13
	Don Rogers	T	49ers	7	74
	Buddy Mayfield	E	Packers	8	85
	John Kompara	T	Giants	13	155
	Bill Jerry	T	Lions	27	317
1958	Tommy Addison	G	Colts	12	141
	Buddy Nidiffer	E	Lions	22	265
	Jack Ashton	G	Packers	23	267
	Frank Destino	B	Lions	23	277
	Jack Pitt	E	Lions	28	337
1957	Sam DeLuca	T	Giants	2	23
	Julius Derrick	E	Giants	15	181
	Buddy Frick	E	Redskins	20	237
	Alex Lazzarino	T	Lions	20	239
	Corky Gaines	G	Giants	28	337
1956	Joe Silas	DE	Lions	10	110
1955	Leon Cunningham	G	Lions	8	90
	Ed Adams	B	Packers	13	149
	Harry Lovell	G	Lions	28	336
1954	Clyde Bennett	E	Giants	3	28
	Jim Kincaid	B	Rams	3	29
	Frank Mincevich	G	49ers	5	59
	Gene Wilson	B	Redskins	11	128
	Hugh Merck	T	Redskins	15	176
	Bill Wohrman	B	Browns	18	216
	Bob King	G	Giants	19	220
	Johnny Grambling	B	Browns	24	288
	Tommy Woodlee	B	Eagles	30	357
1953	Don Earley	G	Steelers	21	245
1952	Steve Wadiak	B	Steelers	3	30
	Harry Jabbusch	C	Cardinals	7	75
	John Schuetzner	E	Packers	24	279
1951	Bishop Strickland	B	49ers	6	64
	Dave Sparks	G	49ers	15	173
	Ed Pasky	B	Browns	16	195
	Larry Smith	C	Bears	20	240
1950	Roger Wilson	E	Packers	9	108
1948	Phil Alexander	T	Lions	26	237
1947	Bryant Meeks	C	Steelers	7	49
	Kale Alexander	T	Lions	9	66
	Jim Hunnicutt	B	Rams	28	263
	Claude Harrison	B	Giants	29	274
	James Atwell	B	Rams	31	291
1946	Pat Thrash	E	Lions	15	138
1945	George McDonlad	T	Dodgers	13	123
	Skimp Harrison	E	Dodgers	16	156
	Dom Fusci	T	Redskins	16	160
	Stan Nowak	E	Rams	24	246
1944	Stan Stastica	B	Rams	8	75
	Dom Fusci	T	Eagles	15	146
	Ed Bauer	G	Redskins	24	248
1943	Lou Sossamon	C	Steelers	6	47
1942	Joe Krivonak	G	Packers	6	49
	Bill Applegate	G	Packers	14	129
1939	Larry Craig	E	Packers	6	49
	Ed Clary	B	Steelers	14	121




Rick Sanford, Patriots
1979 (25th pick)



George Rogers, Saints
1981 (1st pick)



Willie Scott, Chiefs
1981 (14th pick)



Sterling Sharpe, Packers
1988 (7th pick)



Ernest Dye, Cardinals
1993 (18th pick)



John Abraham, Jets
2000 (13th pick)



Dunta Robinson, Texans
2004 (10th pick)



Troy Williamson, Vikings
2005 (7th pick)



Johnathan Joseph, Bengals
2006 (24th pick)



Stephon Gilmore, Bills
2012 (10th pick)



Melvin Ingram, Chargers
2012 (18th pick)



Jadeveon Clowney, Texans
2014 (1st pick)



Hayden Hurst, Ravens
2018 (25th pick)



Javon Kinlaw, 49ers
2020 (14th pick)



Jaycee Horn, Panthers
2021 (8th pick)



Arizona Cardinals

John Abraham, DE (2013-14)
Harold Blackwell, B (1945)
Jasper Brinkley, LB (2013)
Damiere Byrd, WR (2019)
Pharoh Cooper, WR (2018-19, 2022)
James Dexter, OT (1996-99)
Ernest Dye, OL (1993-96, 1998-99)
Tavien Feaster, RB (2021)
Billy Gambrell, B (1963-68)
Johnathan Joseph, CB (2020)
Jimmy Legree, DB (2014)
Langston Moore, DT (2005-06)
Dennis Quinn, DE (2003)
Watts Sanderson, OL (2003)
D.J. Swearingin DB (2015-16, 2018-19)



Atlanta Falcons

John Abraham, DE (2006-12)
Corey Atkins, LB (2001)
Damiere Byrd, WR (2022)
Terry Cousin, DB (2000)
Mike Davis, RB (2021)
Patrick DiMarco, FB (2013-16)
Brad Edwards, DB (1994-96)
Bryan Edwards, WR (2022)
Rashad Fenton, CB (2022)
Elliott Fry, PK (2020)
Harold Green, RB (1997-98)
Alex Hawkins, B, E (1966)
Hayden Hurst, TE (2020-21)
Ronnie Lamb, B (1972)
Corey Louchiey, OT (1998)
Cliff Matthews, DE (2011-14, 2016)
Jim Nemeth, LB (1961-62)
Cleveland Pinkney, DT (2004)
Stanley Pritchett, RB (2004-05)
Andrew Provenge, DL (1983-87)
Travian Robertson, DL (2012-13)
Dunta Robinson, DB (2010-12)
Darrell Shropshire, DT (2005-08)
Emanuel Weaver, DL (1987)



Baltimore Ravens

Jerrell Adams, TE (2020)
Ryan Brewer, RB (2003)
Emanuel Cook, DB (2011-12)
Mike Davis, RB (2022)
Hayden Hurst, TE (2018-19)
Marcus Robinson, RB (2003)
Darian Stewart, S (2014)
Ty'Son Williams, RB (2021)
Anthony Wright, QB (2002-05)
Leonard Burton, C (1986-90)



Buffalo Bills

Patrick DiMarco, FB (2017-19)
Stephon Gilmore, CB (2012-16)
Danny Dyches, C (1972)
Corey Louchiey, OT (1994-97)
Jamon Meredith, OT (2009-10)
Roy Don "Butch" Reeves, DB (1969)
James Seawright, LB (1985-87)
Ko Simpson, S (2006-08)
Rod Trafford, TE (2004-05)



Carolina Panthers

Brandon Bennett, RB (2004)
Casper Brinkley, DE (2008-09)
Damiere Byrd, WR (2016-18)
Matthew Campbell, OL (1995-2000)
Joseph Charlton, P (2020-21)
Pharoh Cooper, WR (2020)
Terry Cousin, DB (2002-03)
Dennis Daley, OT (2019-21)
Mike Davis, RB (2019-20)
James Dexter, OT (1999-2000)
Ernest Dixon, OLB (1998)
Stephon Gilmore, CB (2021)
Ray Green, DB (2000)
Darren Hambrick, LB (2002)
Kerry Hood, WR (2000)
Jaycee Horn, CB (2021-22)
Corey Jenkins, LB (2006)
Jermale Kelly, WR (2001)
Marcus Lawrence, LB (2005)
Captain Munnerlyn, CB ('09-13, '17-18)
Jamar Nesbit, OL (1999-2002)
Eric Norwood, DE (2010-11)

Cleveland Pinkney, DT (2004)
Corey Robinson, OT (2018)
Shi Smith, WR (2021-22)
Travelle Wharton, OT (2004-11, '13)



Chicago Bears

Corey Bridges, WR (2000-01)
Damiere Byrd, WR (2021)
Terry Cousin, DB (1997-99)
Mike Davis, RB (2019)
Al Grygo, B (1944-45)
Alshon Jeffery, WR (2012-16)
Spencer Lanning, P (2015)
Bill Millner, G (1947-49)
Stanley Pritchett, RB (2001-03)
Marcus Robinson, WR (1997-02)
Jay Saldi, TE (1984)
John Stamper, DE (2002)
Rod Wilson, LB (2005-08, 2010)



Cincinnati Bengals

James Adkisson, WR (2003)
Brandon Bennett, RB (1998-2003)
Fred Bennett, DB (2010)
Pharoh Cooper, WR (2019)
Mike Dingle, RB (1991-93)
Gerald Dixon, OLB (1995-97)
Elliott Fry, PK (2021)
Harold Green, RB (1990-95)
Ira Hillary, WR (1987-89)
T.J. Johnson, OC (2013-17)
Johnathan Joseph, CB (2006-10)
Ronnie Lamb, B (1968-71)
Jamon Meredith, OL (2014)
Langston Moore, DT (2003-04, '09)
Shaun Smith, DT (2004-06, 2009)
Travelle Wharton, OT (2012)
Emanuel Weaver, DL (1982-83)
Anthony Wright, QB (2006)



Cleveland Browns

Corey Bridges, WR (1999)
Kevin Brooks, DB (1999)
Sheldon Brown, DB (2010-12)
Leonard Burton, C (1991-93)
Cecil Caldwell, DT (2001)
Jadeveon Clowney, DE (2021-22)
Zola Davis, WR (2000)
Gerald Dixon, OLB (1992-95)
Clifton Geathers, DE (2010)
Tori Gurley, WR (2013)
Darren Hambrick, OLB (2002)
Ricardo Hurley, OLB (2006)
Hayden Hurst, TE (2022)
Spencer Lanning, P (2013-14)
Kyle Markway, TE (2020)
Trevon Matthews, TE (2000)
Max Runager, P (1988)
Connor Shaw, QB (2014-15)
Shaun Smith, DT (2007-08)



Dallas Cowboys

Corey Atkins, LB (2000)
Jasper Brinkley, LB (2015)
Rico Dowdle, RB (2020-22)
Clifton Geathers, DE (2010-11)
Darren Hambrick, LB (1998-2001)
DeVonte Holloman, LB (2013)
Jonathan Martin, S (2003)
Israel Mukuamu, S (2021-22)
Dan Reeves, RB (1965-72)
Jay Saldi, TE (1976-82)
Shaun Smith, DL (2003)
Anthony Wright, QB (2000-01)



Denver Broncos

Darrell Austin, OG (1974)
Robert Brooks, WR (2000)
Cory Boyd, RB (2008)
George Gause, DE (2005)
André Goodman, DB (2009-11)
Ronnie Lamb, B (1968)
Kenny McKinley, WR (2009-10)
Chris Norman, P (1984-87)
Andrew Provenge, DL (1988)
Darian Stewart, S (2015-18)



Detroit Lions

Raynard Brown, WR (1987)
Leonard Burton, C (1994-96)
Leon Cunningham, C (1955)
Kalimba Edwards, OLB (2002-07)
Bruce Ellington, WR (2018)
Billy Gambrell, E (1968-69)
Andre Goodman, DB (2002-05)
Jamon Meredith, OT (2010)
Langston Moore, DT (2006-08)
Andre Offing, LB (2001)
Cleveland Pinkney, DT (2006-08)
Corey Robinson, OT (2015-17)
Marcus Robinson, WR (2007)
Ken Roskie, B (1948)
Ko Simpson, DB (2009-10)
Devin Taylor, DE (2013-16)
Henry Taylor, DT (1998-2000)



Green Bay Packers

Robert Brooks, WR (1992-99)
Jared Cook, TE (2016)
Larry Craig, QB (1939-49)
Zola Davis, WR (1999)
Brad Edwards, DB (1997)
Kingsley Enagbare, DE (2022)
Jeremiah Garrison, LB (2005)
Tori Gurley, WR (2011)
Kenny Harney, LB (2002)
Ed Holler, LB (1963-64)
Kerry Hood, WR (2003)
Jamon Meredith, OT (2009, 2014)
Keisean Nixon, CB (2022)
Ken Roskie, B (1948)
Sterling Sharpe, WR (1988-94)
Alexander Urban, E (1941, 1944-45)



Houston Texans

Jerrell Adams, TE (2019)
Fred Bennett, DB (2007-10)
Matthew Campbell, OL (2002)
A.J. Cann, OG (2022)
Jadeveon Clowney, LB (2014-18)
Bruce Ellington, WR (2017-18)
Johnathan Joseph, CB (2011-19)
Dunta Robinson, DB (2004-09)
Taylor Stallworth, DT (2022)
D.J. Swearingin, S (2013-14)



Indianapolis Colts

Justice Cunningham, TE (2013)
Rusty Ganas, DT (1971)
George Gause, DE (2006)
Clifton Geathers, DE (2012)
Stephon Gilmore, CB (2022)
Alex Hawkins, B, E (1959-65, 1967)
Eddie Miller, WR (1992-93)
Jamon Meredith, OL (2014)
Skai Moore, LB (2018-21)
Cleveland Pinkney, DT (2001)
Kelcy Quarles, DT (2014-16)
Weslye Saunders, TE (2012)
Taylor Stallworth, DT (2020-21)
Bill Troup, QB (1974-78)
Johnnie Wright, RB (1981-82)



Jacksonville Jaguars

A.J. Cann, OG (2015-21)
Joseph Charlton, P (2021)
Terry Cousin, DB (2005-08)
Kerry Hood, WR (2002)
Jason Lawson, HB (1998)
Jamar Nesbit, OL (2003)
Corey Robinson, OT (2018)
Ace Sanders, WR (2013-14)
Troy Williamson, WR (2009-10)



Kansas City Chiefs

Patrick DiMarco, FB (2012)
Ernest Dixon, OLB (1999)
Rashad Fenton, CB (2019-22)
Elliott Fry, PK (2021)
Melvin Ingram, LB (2021)
Lemuel Jeanpierre, OL (2010)
Chris Lammons, DB (2020-22)
Dunta Robinson, DB (2013)
Max Runager, P (1989)
Willie Scott, TE (1981-86)
Shaun Smith, DT (2010, 2012)

Taylor Stallworth, DT (2022)
Ryan Succop, PK (2009-13)
Rokevious Watkins, OL (2013)



Las Vegas Raiders

James Adkisson, TE (2004-08)
Jared Cook, TE (2017-18)
Bryan Edwards, WR (2020-21)
Kalimba Edwards, LB (2008)
Keith Franklin, LB (1995)
Rickey Hagood, DL (1985)
Jabari Levey, OL (2006)
Keisean Nixon, DB (2019-21)
D.J. Swearingin, S (2019)



Los Angeles Chargers

Jared Cook, TE (2021)
Sam DeLuca, OL (1960-63)
Gerald Dixon, OLB (1998-2002)
Mike Fair, QB (1968)
Jeremiah Garrison, LB (2004)
Rickey Hagood, DL (1984)
Kevin House, DB (2002-04)
Melvin Ingram, DE (2012-20)
Byron Jerideau, DL (2013)
John Kompara, T (1960)
Andrew Pinnock, RB (2003-08)
Don Rogers, C (1960-64)
Clarence Williams, RB (1977-81)



Los Angeles Rams

Jared Cook, TE (2013-15)
Pharoh Cooper, WR (2016-18)
Justice Cunningham, TE (2014-15)
Ernest Dye, OL (1997-98)
Arthur "Dutch" Elston, QB (1942)
Harold Green, RB (1996)
Ernest Jones, LB (2021-22)
Darian Stewart, DB (2010-13)
Dylan Thompson, QB (2016)
Rod Trafford, TE (2006)
Rokevious Watkins, OL (2012)



Miami Dolphins

Brandon Bennett, RB (1997)
Terry Cousin, DB (2001)
Ray Green, DB (2001-02)
Deandre Eiland, DB (2004-05)
Arturo Freeman, S (2000-04)
Clifton Geathers, DE (2010)
André Goodman, DB (2006-08)
Melvin Ingram, LB (2022)
Corey Jenkins, LB (2003-05)
Chris Lammons, DB (2019)
Selvesta Miller, LB (1998-2000)
Stanley Pritchett, RB (1996-99)
Teddy Salters, RB (2000)
Brandon Shell, OT (2022)
Henry Taylor, DL (2002)
Hart Turner, TE (2004)
Randy Wheeler, OL (1997-98)



Minnesota Vikings

Ryan Bethea, WR (1988)
Corey Bridges, WR (1998)
Jasper Brinkley, LB (2009-12, 2014)
Bobby Bryant, DB (1968-81)
Brad Edwards, DB (1988-89)
Ira Hillary, WR (1990)
Corey Miller, LB (1999-2000)
Nick Muse, TE (2022)
Captain Munneryn, CB (2014-16)
Willie Offord, S (2002-06)
Sidney Rice, WR (2007-10)
Marcus Robinson, WR (2004-06)
Troy Williamson, WR (2005-08)
D.J. Wonnun, DE (2020-22)



New England Patriots

Tommy Addison, CB (1960-67)
Damiere Byrd, WR (2020)
Bill Currier, DB (1980)
Arturo Freeman, DB (2005)
Stephon Gilmore, CB (2017-20)
Kevin Harris, RB (2022)
Rick Sanford, DB (1979-84)
Willie Scott, TE (1986-89)
Calvin Stephens, OL (1991-93)
Rod Trafford, TE (2002)



New Orleans Saints

Jared Cook, TE (2019-20)
Ernest Dixon, OLB (1994-97)
Na'Shan Goddard, OL (2009-10)
Jamar Nesbit, OL (2004-10)
Melvin Paige, OL (2003-04)
Adam Prentice, FB (2021-22)
George Rogers, RB (1981-84)
Chuck Slaughter, OL (1982)
Shaun Smith, DL (2004)
Taylor Stallworth, DL (2018-19)
D.J. Swearingin, S (2019-20)



New York Giants

Jerell Adams, TE (2016-17)
Jasper Brinkley, LB (2015)
T.J. Brunson, LB (2020-21)
Pharoh Cooper, WR (2021)
Terry Cousin, DB (2004)
Bill Currier, DB (1981-85)
Na'Shan Goddard, OL (2006-08)
Ray Green, DB (2003)
Jamon Meredith, OT (2010)
Corey Miller, LB (1991-98)
Bill Milner, G (1950)
Kelcy Quarles, DT (2014)
Anthony Wright, QB (2007)



New York Jets

John Abraham, DE (2000-05)
Antonio Allen, DB (2012-16)
Darrell Austin, OG, C (1975-78)
Emanuel Cook, S (2010)
Sam DeLuca, G, T (1964-66)
Danny Dyches, C (1971)
Na'Shan Goddard, OL (2006)
Roy Hart, NG (1992)
Lance Laury, LB (2010)
Kevin Long, RB (1977-81)
Brian Scott, WR (2002)
Brandon Shell, OT (2016-19)
Brandon Wilds, RB (2016)



Philadelphia Eagles

Sheldon Brown, DB (2002-09)
Clifton Geathers, DE (2013)
Alshon Jeffery, WR (2017-20)
Corey Peoples, DB (2005-06)
Stanley Pritchett, RB (2000)
Max Runager, P (1980-83)
Rusty Russell, OT (1984-85)
Weslye Saunders, TE (2011)
Duce Staley, RB (1997-2003)



Pittsburgh Steelers

Steve Courson, OG (1977-83)
Rashad Faison, DB (2003)
Clifton Geathers, DE (2014-15)
Ed Holler, LB (1964)
Melvin Ingram, LB (2021)
Bryant Meeks, C (1947-48)
Jamon Meredith, OT (2011)
Weslye Saunders, TE (2011-12)
Duce Staley, RB (2004-06)
Homer Torrance, CB (1999)
J.R. Wilburn, E (1966-70)
Anthony Wright, QB (1999-2000)



San Francisco 49ers

Rory Anderson, TE (2015-16)
Chris Culliver, CB (2011-14)
Mike Davis, RB (2015-16)
Bruce Ellington, WR (2014-16)
Dutch Elston, DB (1946-48)
Javon Kinlaw, DT (2020-22)
Marcus Lattimore, RB (2013)
Trey Pennington, TE (2000)
Ken Roskie, B (1946)
Max Runager, P (1984-88)
Deebo Samuel, WR (2019-22)
Dave Sparks, G (1951)
Bishop Strickland, B (1951)
Dylan Thompson, QB (2015)
Ben Washington, DB (1999)



Seattle Seahawks

Jadeveon Clowney, DE (2019)
Chris Corley, TE (1987)
Mike Davis, RB (2017-18)
Clifton Geathers, DE (2010)
Na'Shan Goddard, OL (2008-09)
Rickey Hagood, DL (1984)
Shane Hall, OL (2003)
Roy Hart, NG (1988-90)
Kevin House, DB (2005)
Lemuel Jeanpierre, OL (2011-15)
Jarriel King, OT (2011)
Lance Laury, LB (2006-09)
Cleveland Pinkney, DT (2005)
Sidney Rice, WR (2011-13)
Travian Robertson, DT (2014)
Rick Sanford, DB (1985)
Brandon Shell, OT (2020-21)



Tampa Bay Buccaneers

Darrell Austin, OL (1979-80)
Zack Bailey, OG (2019-20)
Emanuel Cook, DB (2010)
Steve Courson, OG (1984-85)
Patrick Garth, DL (1997)
Isaiah Johnson, S (2016-18)
Jermale Kelly, WR (2002)
Jamon Meredith, OT (2012-13)
Andre Offing, LB (2005)
Cleveland Pinkney, DL (2003)
John Stamper, DL (2002)
Darian Stewart, S (2019)
Ryan Succop, PK (2020-22)
D.J. Swearingin, S (2015)
Derek Watson, RB (2005)
Rod Wilson, LB (2008-10)



Tennessee Titans

Jadeveon Clowney, DE (2020)
Jared Cook, TE (2009-12)
Bill Currier, DB (1977-79)
Dennis Daley, OT (2022)
Johnathan Joseph, CB (2020)
Jamon Meredith, OL (2014-15)
Phil Petty, QB (2002)
Shaun Smith, DT (2011)
Ryan Succop, K (2014-19)
Chaz Sutton, LB (2014)
Lee Wiggins, DB (1998)



Washington Commanders

Jon Alston, OL (2005)
Mathew Campbell, OL (2001-02)
Chris Culliver, CB (2015)
Brad Edwards, DB (1990-93)
Clifton Geathers, DE (2014)
Elzaphan "Zip" Hanna, G (1945)
John Keenan, G (1944-45)
James "Blackie" Kincaid, B (1954)
Zion McKinney, FL (1980)
Melvin Paige, OL (2002)
Travian Robertson, DT (2014)
George Rogers, RB (1985-87)
Dave Sparks, G (1954)
D.J. Swearingin, S (2017-18)
Clarence Williams, RB (1982-83)



Name	Team	Position
Nate Adkins	Denver Broncos	Tight End
Zack Bailey	Los Angeles Chargers	Offensive Guard
Jalen Brooks	Dallas Cowboys	Wide Receiver
Damiere Byrd	Carolina Panthers	Wide Receiver
A.J. Cann	Free Agent	Offensive Guard
Joseph Charlton	Cleveland Browns	Punter
Jadeveon Clowney	Free Agent	Defensive End
Pharoh Cooper	Free Agent	Wide Receiver
Dennis Daley	Arizona Cardinals	Offensive Tackle
Mike Davis	Free Agent	Running Back
Rico Dowdle	Dallas Cowboys	Running Back
Bryan Edwards	New Orleans Saints	Wide Receiver
Kingsley Enagbare	Green Bay Packers	Edge
Rashad Fenton	Arizona Cardinals	Cornerback
Elliott Fry	Denver Broncos	Placekicker
Stephon Gilmore	Dallas Cowboys	Cornerback
Jovaughn Gwyn	Atlanta Falcons	Offensive Guard
Kevin Harris	New England Patriots	Running Back
Jaycee Horn	Carolina Panthers	Cornerback
Hayden Hurst	Carolina Panthers	Tight End
Melvin Ingram	Free Agent	Linebacker
Ernest Jones	Los Angeles Rams	Linebacker
Javon Kinlaw	San Francisco 49ers	Defensive Tackle
Chris Lammons	Free Agent	Cornerback
Israel Mukuamu	Dallas Cowboys	Defensive Back
Nick Muse	Minnesota Vikings	Tight End
Keisean Nixon	Green Bay Packers	Cornerback
Zacch Pickens	Chicago Bears	Defensive Tackle
Adam Prentice	New Orleans Saints	Fullback
Darius Rush	Indianapolis Colts	Cornerback
Deebo Samuel	San Francisco 49ers	Wide Receiver
Brandon Shell	Buffalo Bills	Offensive Tackle
Cam Smith	Miami Dolphins	Cornerback
Shi Smith	Carolina Panthers	Wide Receiver
Taylor Stallworth	Carolina Panthers	Defensive Tackle
Ryan Succop	Free Agent	Placekicker
Josh Vann	Carolina Panthers	Wide Receiver
D.J. Wonnum	Minnesota Vikings	Defensive End

Note: The Free Agents listed appeared in at least one game during the 2022 season but were unsigned as of July 1, 2023.



Super Bowl Gamecocks

Players:

Robert Brooks	Green Bay	1997
	Green Bay	1998
Sheldon Brown	Philadelphia	2005
Bobby Bryant	Minnesota	1970
	Minnesota	1974
	Minnesota	1975
	Minnesota	1977
Emanuel Cook	Baltimore	2013
Steve Courson	Pittsburgh	1979
	Pittsburgh	1980
Terry Cousin	Carolina	2004
Chris Culliver	San Francisco	2013
Patrick DiMarco	Atlanta	2017
Brad Edwards	Washington	1992
Rashad Fenton	Kansas City	2020
	Kansas City	2021
Stephon Gilmore	New England	2018
	New England	2019
Harold Green	Atlanta	1999
Ira Hillary	Cincinnati	1989
Alshon Jeffery	Philadelphia	2018
Lemuel Jeanpierre	Seattle	2014
	Seattle	2015
Ernest Jones	L.A. Rams	2022
Jamar Nesbit	New Orleans	2010
Chris Norman	Denver	1987
Dan Reeves	Dallas	1971
	Dallas	1972
Sidney Rice	Seattle	2014
George Rogers	Washington	1988
Max Runager	Philadelphia	1981
	San Francisco	1985
Jay Saldi	Dallas	1978
	Dallas	1979
Deebo Samuel	San Francisco	2020
Duce Staley	Pittsburgh	2006
Darian Stewart	Denver	2016
Ryan Succop	Tampa Bay	2021
Rod Wilson	Chicago	2007
Anthony Wright	N.Y. Giants	2008

Head Coach:

Dan Reeves	Denver	1987
	Denver	1988
	Denver	1990
	Atlanta	1999

Bold-Denotes winning team

Note: List includes players who were on the active roster or on injured reserve during the season (practice squads were not taken into account).

-A-

Abel, Trevor: 1925-26
 Abraczinskas, Don: 1973-74
 Abraham, John: 1996-97-98-99
 Abrams, Chris: 1993-94-95-96
 Adair, Bryant: 1929-30-31
 Adam, Dave: 1959-60-61
 Adams, Ed: 1955
 Adams, Frank: 1990-91-92-93
 Adams, Jerell: 2012-13-14-15
 Adamski, Jacyn: 1973-74-75-76
 Addison, Corey: 2010
 Addison, Dennis: 1987
 Addison, Joe: 1985-86-87-88
 Addison, Tommy: 1955-56-57
 Adkins, Nate: 2022
 Adkins, Trey: 2019-20-21
 Adkisson, James: 2000-01-02
 Ages, Michael: 1999-2000-01-02
 Aijboye, Ladi: 2007-08-09-10
 Alexander, Clay (Bud): 1933-34-35
 Alexander, Corey: 2000-01
 Alexander, Kale: 1946-47-48
 Alexander, Phil: 1946-47-48
 Alexander, Reggie: 1993-94-95-96
 Alford, Chris: 1992-93-94
 Allen, Antonio: 2009-10-11
 Allen, Chuck: 1977-78-79-80
 Allen, Gus: 1919-20
 Allen, Gus: 1949-50
 Allen, Neil: 1942-43, 1946-47
 Allen-Williams, Bryson: 14-15-16-18
 Almond, Michael: 2016-17
 Alston, Jonathan: 2001-02-03-04
 Amb, A.G.: 1923
 Amick, Jamie: 1989
 Amos, Rashad: 2022
 Amrein, Tom: 1972, 1974-75
 Amstler, Buddy: 1950
 Ancrum, Calhoun: 1902
 Anderson, Erik: 1989-90-91-92
 Anderson, Rory: 2011-12-13-14
 Anderson, Garrett: 2006-07-08-09
 Anderson, Joe: 2020
 Anderson, Sammy: 1961-62-63
 Andrews, Jones: 1985-86-87
 Andrews, Lee: 1971
 Anthony, Rick: 1971-72-73
 Antley, Gene: 1975
 Applegate, Bill: 1939-40-41
 Ard, Landon: 2013-14-15
 Armstrong, Mike: 1987-88
 Arnold, Brian: 2004
 Arnold, Danny: 1985
 Arrowsmith, Dewitt: 1938, '40-41
 Ary, T.S.: 1945
 Asbury, Ben: 2017-18
 Ashton, Jack: 1957-58-59
 Askins, Carson: 2005
 Asmer, Michael: 1993
 Atkins, Corey: 1996-97-98-99
 Attaway, Tommy: 1940-41
 Atwell, James (Droopy): 1946-47
 Aubin, Jerry: 1981
 Aubrey, W.B.: 1919
 August, Jacob: 2015-16-17-18
 Auguste, Akeem: 2008-09-10-12
 Austin, Darrell: 1971-72-73
 Austin, Mark: 1979-80-81-82
 Auten, Frank: 1951

-B-

Bacon, Emory: 1982-83-84
 Baggott, Bob: 1943
 Bailey, Anthony: 1983
 Bailey, Don: 1968-69-70
 Bailey, John: 1977-78, 1980
 Bailey, Leroy: 1965-66
 Bailey, Matthew: 2020-21-22
 Bailey, Zack: 2015-16-17-18
 Baker, Eric: 2008-09-11
 Baker, Jacob: 2010
 Baker, Marty: 1988-89-90-91
 Baker, Red: 1933
 Baker, Reggie: 1996
 Balka, Dick: 1950-51-52
 Ball, Phil: 1944-45

Bame, Scott: 1986
 Banag, Yvan: 2005-06-07-08
 Bank, Chris: 1968-69-70
 Banks, Corey: 2016
 Banks, Kajuan: 2022
 Barber, Charlie: 1974, 1976
 Barfield, Woody: 1960-61-62
 Bargiacchi, Fred: 1947
 Barnes, Dabney: 1918
 Barnes, Jason: 2008-09-10-11
 Barnes, Jeff: 2001-02-03
 Barnhardt, Chad: 1996
 Barnhill, Bill: 1982-83-84
 Barrett, Bob: 1955-56-57
 Barrett, Nick: 2021-22
 Bartell, Henry: 1921-22-23
 Baskin, Weems III: 1956-57-58
 Bass, Ron: 1973-74, 1976-77
 Batchelor, Heath: 2007-08
 Bauer, Ernest: 1942-43
 Baughn, James: 1943
 Bauknight, Hank: 1933
 Baxley, Blake: 2008-09-10
 Baxley, Ed: 1979-80
 Baxley, Mel: 1972-73
 Beach, Jake: 1943
 Beake, Chip: 1990-91
 Beal-Smith, Christian: 2022
 Beall, Carlye: 1928
 Beall, Eddie: 1956-57-58
 Beall, Julian: 1927-28-29
 Beall, Ted: 1918
 Beard, Jim: 1971-72-73
 Beasley, Chan: 1971-72
 Beasley, Luke: 1956
 Beaver, Rhett: 1992
 Beckham, Gordon: 1980-81-82
 Beckwith, Paul: 1994-95-96-97
 Bedenbaugh, Rivers: 2015
 Beebe, Scott: 1996-97
 Beecher, Tommy: 2007-08
 Behrens, Bill: 1954-55
 Belk, George: 1921
 Belk, Josh: 2018
 Bell, Corey: 1994
 Bell, Hugh: 1952-53-54-55
 Bell, Hugh Jr.: 1974, 1976
 Bell, Jaheim: 2020-21-22
 Bell, Ted: 1899-1900
 Bell, Tim: 1999-2000
 Bell, Tommy: 1970-71-72
 Bell, Wayne: 1989
 Belser, Irvine: 1909
 Belser, Ritchie Hugh: 1907-08-09
 Belton, Matrick: 2015-16
 Bembery, Cedric: 1990-91-92
 Benet, Christie: 1897-98
 Bennett, Bralyn: 1990-91
 Bennett, Brandon: 1991-92-93-94
 Bennett, Buddy: 1958-59-60
 Bennett, Clyde: 1951-52-53
 Bennett, Fred: 2003-04-05-06
 Bentley, Jake: 2016-17-18
 Berkeley, Fred: 1981
 Bernish, Steve: 1977-78-79
 Berry, David: 1964-65-66
 Berry, Jess: 1951-52
 Berry, Todd: 1981-82
 Betha, Ryan: 1985-86-87
 Bethune: 1910
 Bethune, J.: 1937
 Beverly, Benjamin: 1908-09
 Bice, Tim: 1966-67-68
 Biggs, J.T.: 1937, 1939
 Bing, Keith: 1986-87-88-89
 Bingham, Ray: 1984
 Biondi, Lou: 1977-78-79
 Bishop, Kyle: 2005
 Bishop, Terry: 1981-82
 Black, Greg: 1971-72
 Blackburn, John: 1909
 Blackman, Scott: 1975-76-77
 Blackmon, Steve: 1973-74
 Blackshear, Shameik: 2016-17-18
 Blackwell, Patrick: 1988-89-90
 Blackwell, Robert: 1900
 Blanton, Stone: 2022
 Blasingame, Dominique: 81-82-83

Blouin, Harvey: 1939-40-41
 Blount, Gerard: 1930
 Blount, Miles: 1929-30-31
 Boatwright, W.H.: 1923
 Bobo, Don: 1975-76
 Bodkin, Jake: 1958-59-60
 Boineau, Ed ("Bru"): 1928-29-30
 Bolton, Eddie: 1968
 Bolton, Ray: 1986-88
 Bond, Brett: 1977-78-79
 Bonner, Courtney: 1993
 Bostwick, Frank: 1929-30-31
 Botkins, Henry A.: 1945
 Boulware, J.H.: 1916
 Boulware, M.B.: 1912-13
 Bowen, Pat: 1979-80-81-82
 Bowens, Reginald: 2009-11-12
 Bowers, Joey: 2002-03-04
 Bowman, Jim: 1958-59
 Boyd, Andy: 2004-05-06-07
 Boyd, Candler: 1967, 1969-70
 Boyd, Cory: 2003-04-06-07
 Boyd, Curtis: 1977
 Boyd, W.M.: 1924-25-26
 Boyle, John: 1977
 Boyle, William: 1903
 Boyte, Billy: 1969-70-71
 Bradberry, Jason: 1992-93
 Bradford, Jack (Brick): 43-44, 46-47
 Bradshaw, Bill: 1982-83-84
 Bramlet, Osgood: 1935-36
 Branch, Dany: 1988-89-90-91
 Branson, Phil: 1964-65
 Brant, Don: 1970
 Brantley, Tom: 1931
 Braswell, Charlie: 1944
 Brice, Carl: 1952-53-54-55
 Breeden, John: 1963-64-65
 Brems, Dutch: 1944-45
 Brent, K.J.: 2012-13-14
 Bretz, A.: 1937
 Brewer, Ryan: 1999-2000-01-02
 Brice, T.H.: 1922-23
 Bridges, Corey: 1993-94-95-96
 Bridges, Mark: 1978, 1980
 Brigham, William: 1929-30
 Brinker, Jack: 1975
 Brinkley, Casper: 2006-07
 Brinkley, Jasper: 2006, 2008
 Brockington, Heyward: 17-18-19-20
 Brodie, Quinn: 1994-95-96
 Brooker, A.H.: 1898-99
 Brooker, Daron: 1997-98
 Brooker, N.W.: 1896
 Brooks, Aubrey: 1992-93-94-95
 Brooks, Jalen: 2020-21-22
 Brooks, Joe: 1983-84-85
 Brooks, Kevin: 1997-98
 Brooks, Robert: 1988-89-90-91
 Broome, Kaleb: 2012
 Broussard, Arthur: 1978-79
 Brown: 1909
 Brown, Ahmarean: 2021-22
 Brown, Allen: 1932-33-34
 Brown, Allen: 1968
 Brown, Aubrey Jr.: 1935
 Brown, Bobby: 1988-89-90-91
 Brown, Chick: 1933
 Brown, Eldridge (Buster): 1953
 Brown, Eric: 1990-91-92-93
 Brown, Freddie: 2006-07-08
 Brown, George: 1917-18
 Brown, Hardin: 1985-86-87-88
 Brown, Jackie: 1970-71-72
 Brown, Jahmar: 2019, 2021
 Brown, Jason: 2021
 Brown, J.J.: 1996
 Brown, John: 1986
 Brown, Josh: 2003-04-05
 Brown, Mark: 1982
 Brown, Moe: 2006-07-08-09
 Brown, Ned: 1951-52-53
 Brown, Raynard: 1983-84-85-86
 Brown, Rick: 1970-71-72
 Brown, Rodney: 1995
 Brown, Ryan: 2005-06-07
 Brown, Seaver: 2007
 Brown, Sheldon: 1998-99-2000-01

Brown, W.: 1917
 Brown, William: 2004-05-06-07
 Browne, Scott: 1997-98-99-2000
 Brownlee, Brian: 2001-02-03-04
 Brune, Doug: 1992
 Brunson, Mason: 1897
 Brunson, Robert: 1951-52
 Brunson, T.J.: 2016-17-18-19
 Bryan, William: 2002
 Bryant, Bobby: 1964-65-66
 Bryant, Larenz: 2013-14-15-16
 Bryson, Harry: 1948-49
 Buckner, Don: 1967-68-69
 Buie, Lewis: 1911
 Bullard, Bill: 1955-56-57
 Bunch, Bobby: 1955, 1957-58
 Bunch, Randy: 1990-91
 Bunch, Ron: 1967-68
 Burch, Jordan: 2020-21-22
 Burger, Gary: 1979-80
 Burgess, Jeremy: 2007
 Burgess, Nat: 1940-41
 Burke, S.F.: 1925-26
 Burnham, Shane: 1994-95-96-97
 Burns, Jarrett: 2009
 Burns, John: 1936-37-38
 Burton, Leonard: 1984-85
 Bush, Jacob: 1996-97-99
 Byers, Tony: 1955-56
 Byrd, Damiere: 2011-12-13-14
 Byrd, Sonny: 1944
 Byrne, Billy: 2011

-C-

Cain, Francis: 1909
 Caldwell, Cecil: 1997-98-99-2000
 Caldwell, Ger-Cari: 2020
 Caldwell, Jody: 1996-97
 Caldwell, Kevin: 2003
 Caldwell, Maynard: 1993-94-96
 Camp, Charlie: 1951-52-53
 Campbell, Dale: 1988
 Campbell, Hank: 1991-92-94-95
 Campbell, Mathew: 1990-91-92-93
 Campbell, Terrence: 2008, 2010-11
 Campbell, Wyatt: 2022
 Camper, Blake: 2015-16-17-18
 Candler, Stan: 1976
 Cann, A.J.: 2011-12-13-14
 Cantore, Phil: 1943
 Capers, Jason: 2001-02-03-04
 Carlay, Summie: 2019
 Carpenter, Al: 1973-74
 Carpenter, Dana: 1971-72-73
 Carpenter, Ray: 1982, 1984-85-86
 Carr, Bill: 1945
 Carroll, Lovasea: 2022
 Carson, Shon: 2013-14-15
 Carter, Berte: 1908-09
 Carter, Casper: 1973, 1975-76-77
 Carter, Daryl: 1991-92
 Carter, Elmore (Bobo): 1940-41, '46
 Carter, Freddie: 1993
 Cartwright, George: 1907
 Cash, Dave (Junior): 1971-72-73
 Caskey, John: 1960-61-62
 Caskey, Mike: 1952-53-54-55
 Cates, Toby: 1991-92-93-94
 Catoe, Marcus: 1986
 Chaikin, Tommy: 1984-85-86-87
 Chalmers, Fred: 1979, 1981-82
 Chambliss, James: 1983
 Chaney, Don: 1992
 Chappelle, Chap: 1921-22
 Charleston, Javon: 2016-17-18
 Charlton, Joseph: 2017-18-19
 Chastain, Randy: 1973-74-75
 Chatman, Roy: 1961-62-63
 Chavous, Andy: 1967, 1969
 Chisolm, Garrett: 2009-10
 Chivers, DeWayne: 1980-81
 Christian, Ahmad: 2012-13
 Clancy, Danny: 1976-77-78
 Clark, J.R. (Red): 1943
 Clark, Kris: 2002-03-04-05
 Clark, Spencer: 1977-78-79
 Clarke, Babe: 1916-17
 Clarke, Sumpter: 1915-16-17

Clarke, Warren: 1951-52-53
 Clarkson, William: 1904-05-06-07
 Clary, Buford: 1940-41
 Clary, Earl: 1931-32-33
 Clary, Ed: 1936-37-38
 Clary, Wilburn: 1933-34-35
 Clay, Rocky: 1991-92
 Clemons, Todd: 1996
 Cline, Mike: 1972-73
 Clowney, Jadeveon: 2011-12-13
 Coffee, Matt: 2010
 Cogburn, Horace: 1904
 Cogburn, W.S.: 1900
 Cole, Bob: 1965-66-67
 Cole, Gordon: 1959-60
 Coleman, John: 1968
 Coleman, Thomas: 2005-06
 Colson, De'Adrian: 2004-05
 Collie, Larmar: 1948-49-50
 Collins, Bob: 1963-64-65
 Colson, Keith: 1973-74, 1976
 Coman, Herbert: 1940-41-42
 Conway, Mike: 1988-89
 Cook, Emanuel: 2006-07-08
 Cook, Jared: 2006-07-08
 Cooley, Scott: 1990-91
 Cooper, Cedrick: 2012-13-14-15
 Cooper, J.F.: 1925-26, 1928
 Cooper, Jimmy: 1950, 1952
 Cooper, John: 1989
 Cooper, Pharoah: 2013-14-15
 Cooper, Robert: 1907
 Cooper, W.A.: 1889
 Corley, Chris: 1981-82-83-84
 Cornett, Ben: 1976, 1978-79-80
 Correll, Allen: 1930-31
 Correll, Ernest: 1930-31
 Costen, Jim: 1959-60-61
 Couch, Henry: 1944-45
 Couch, Jack: 1946-47-48
 Courson, Steve: 1973-74-75-76
 Cousin, Terry: 1993-94-95-96
 Covington, Dick: 1953-54-55
 Cox, Cary: 1943
 Cox, Jason: 1998
 Cox, O'Rondai: 1998
 Cox, Steve: 1962-63, 1965
 Crabb, Greg: 1969-70-71
 Crabb, Kyle: 1999-2000
 Craft, Fred: 1933-34-35
 Crafts, Everett: 1960-61-62
 Craig, Larry: 1935-36-37-38
 Craig, Tom: 1932-33-34
 Craig, Wallace: 1938
 Crawford: 1911
 Crawford, George: 1941
 Crawford, L.C.: 1898
 Crawford, Ted: 2000-02-03
 Crawford, W.P.: 1919
 Cregar, Bill: 1972-73-74
 Crews, John: 1937-38-39
 Crockett, Matt: 2003
 Crofoot, Ike: 2003-04-05-06
 Croft, Edward: 1903
 Croft, Theodore: 1907
 Crosby, Henry: 1959-60-61
 Crosby, K.C.: 2015-16-17-18
 Crouch, J.E.: 1907
 Crouch, James T.: 1916, 1920
 Crowley, Harry: 1955
 Crumpler, Rich: 1976
 Cuiberton, Ryland: 2013-14
 Culliver, Chris: 2007-08-09-10
 Culp, Heyward: 1929-30
 Cummings, James: 1992-93-94
 Cunningham, Justice: 09-10-11-12
 Cunningham, Leon: 1951-52-53-54
 Currier, Bill: 1974-75-76
 Curtis, Ray: 1964
 Curtis, Scott: 1976

-D-

Daley, Dennis: 2017-18
 Danielowski, Cas: 1981-82-83
 Daniels, Ricky: 1984-85, 1987
 Dantonio, John: 1975-76-77-78
 Dantonio, Mark: 1976-77-78
 Dargan, Alex: 1907



Darling, Dennis: 1963-64-65
 David, Fred: 1977-78-79
 Davies, Bo: 1969-70-71
 Davis, Brandon: 2009-10
 Davis, Bundy: 1902
 Davis, Devonte: 2021
 Davis, Fitzgerald: 1983-84-85-86
 Davis, Kenny: 2010
 Davis, Mike: 2005-06-07-08
 Davis, Mike: 2012-13-14
 Davis, Randrecous: 2017-18
 Davis, Robbie: 1971
 Davis, Terrell: 2004-05
 Davis, Todd: 1997
 Davis, Zola: 1995-96-97-98
 Dawkins, Chavis, 2016-17-18-19
 Day, Dick: 1960-61-62
 Deal, A.M.: 1899-1900
 Deal, C.F.: 1901
 Dean, Tyeler: 1999-2000-01-02
 Dearth, Ralph: 1936-37-38
 DeBoer, Rob: 1990-91-92-93
 DeCamilla, Dave: 1968-69-70
 DeFore, Joe: 1952-53
 Delaney, Shannon: 1977
 DeLoache, Harry: 1947-48-49
 DeLuca, Sam: 1954-55-56
 DeMasi, Dickie: 1989-90
 Dendy, Thomas: 1982-83-84-85
 Denson, Mon: 2017-18-19
 DePasquale, Kerry: 1974-75-76
 Derouen, Trey: 2016
 Derrenbacher, Jim: 1935
 Derrick, D.C. ("Casey"): 1928-29
 Derrick, Jack: 1928-29-30
 Derrick, Julius: 1955-56-57
 Derriso, Ken: 1988-89-90
 Desmond, Jim: 1983-84-85
 DesPortes, U.G.: 1911
 Destino, Frank: 1956-57
 DeVaughn, Redding: 1929-30-31
 Dew, Ed: 1946-47-48
 Dexter, James: 1992-93-94-95
 Dial, Dan: 1897
 Dial, Marcellas: 2021-22
 Diaz, Jordan: 2013-14
 Dick, H.M.: 1911
 Dickens, Bill: 1964-65-66
 Dickerson, Jaylin: 2018, 2020-21
 Dickerson, Josh: 2009-10
 Dickinson, Sonny: 1963-64
 Dietz, Emmett: 1951
 Diggs, Jordan: 2013-14-15-16
 Diggs, Shed: 1984-85-86-87
 DiMarco, Patrick: 2007-08-09-10
 Dingle, Mike: 1988-89-90
 Dinkins, Vincent: 1991-92-93-94
 DiVenere, Pete: 1962-63-64
 Dixon, Ernest: 1990-91-92-93
 Dixon, Gerald: 1990-91
 Dixon, Gerald: 2013-14-15
 Dixon, Gerald Jr.: 2012-13-14-15
 Dixon, John: 2019-20
 Dixon, King: 1956-57-58
 Dixon, Luther: 1992-93-94-95
 Dobson, Alex: 1972
 Dockery, Bob: 1947, 1949
 Dodgen, San: 1980
 Donnings, Chavez: 2003
 Dorflinger, Jack: 1936-37-38
 Dorr, Jack: 1951
 Dorsett, John: 1956, 1958
 Dorsey, Steve: 1976-77-78-79
 Doty, Luke: 2020-21
 Doughty, Stanley: 2004-05-06
 Douglas, Eric: 2018-19-20-21-22
 Dowdle, Rico: 2016-17-18-19
 Dowling, Geddes: 1904
 Doyle, Joe: 1978, 1980-81
 Drawdy, Bobby: 1951-52-53
 Dread, Jalen: 2015
 Driggers, Chuck: 1992-93
 Drost, Bob: 1959-60-61
 Dubac, John: 1971-72
 Duckett, Fred: 1950-51-52
 Duke, Troy: 1989-90-91-92
 Dukes, Arthur: 1923
 Dukes, John: 1923

Dukes, Phillip: 2013-14-15
 Duncan, Dale: 1972-73
 Duncan, Hayden: 1974
 Duncan, Javion: 2018
 Duncan, Jimmy: 1957-58-59
 Dunham, Earl: 1941-42, 1946
 Dunlap, Jerry: 1983-84-85
 DuPre, Billy: 1968-69-70
 Durham, Burl: 1936
 Durham, Earl (Big): 1936-37-38
 Durrah, Mike: 1980-81-82-83
 Dyches, Danny: 1968-69-70
 Dyches, Tim: 1980-81-82
 Dye, Ernest, 1991-92
 Dye, Marty: 1988-89-90-91
 Dyer, John: 1965

-E-

Eades, Bud: 1945
 Earley, Don: 1950-51-52
 Eason-Riddle, Spencer: 2018-19-20-21
 Eckerson, Hutch: 2006, 08-09-10
 Edens, H.H. (Hap): 1928-29-30
 Edmond, Gilber: 2021-22
 Edmunds, Blake: 1922-23
 Edwards, Brad: 1984-85-86-87
 Edwards, Bryan: 2016-17-18-19
 Edwards, Buck: 1921
 Edwards, Kalimba: 1998-99-00-01
 Edwards, Marion (Buddy): 1947-48
 Edwards, Seth: 2005-06
 Edwards, Van: 1937
 Edwards, W.G.: 1911
 Emmanworl, Nick: 2022
 Emmons, Keith: 1991
 Efrid, Dwight: 1973-74-75
 Ehrich, Lou: 1902
 Eiland, Deandre: 2000-01-02-03
 Ekimoff, Len: 1946-47-48-49
 Elam, Brian: 1999-2000-01-02
 Elder, Chaz: 2013-14-15-16
 Ellington, Bruce: 2011-12-13
 Elliott, Ricky: 1980-81
 Ellis, Jabari: 2019-20-21
 Ellis, Kenrick: 2007
 Ellis, Phil: 1979-80-81-82
 Ellis, Todd: 1986-87-88-89
 Elston, Arthur (Dutch): 1939, 1941
 Enagbare, Kingsley: 2018-19-20-21
 English, Darius: 2013-14-15-16
 Epps, Carl: 1902
 Epps, H.V.: 1919
 Epps, John: 1932-33
 Ericsson, Rich: 1954-55-56
 Erving, Ty: 2005-07
 Erwin, Mac: 1944
 Estes, Bill: 1947
 Evans, Pete: 1933
 Evans, Stacy: 1993-94
 Evans, Tracy: 1982-83-84
 Evans, W.B.: 1898
 Evat, Spec: 1940-41
 Ewing, John: 1963-64-65
 Ewing, Kent: 1930-31

-F-

Fagan, Dick: 1947-48-49
 Fair, Mike: 1965-66-67
 Faison, Rashad: 1999-2000-01-02
 Faress, Al: 1943, 1946-47-48
 Farina, Deron: 1985-86
 Farmer, Bob: 1958-59-60
 Farnam, Thomas Curry: 1936-37
 Farr, Ed: 1930
 Farr, J.S. Jr.: 1927
 Farr, Quay: 1978-79
 Farrell, Chandler: 2018-19-20
 Farrell, Kenny: 1990-91-92
 Farrell, Mike: 1972-73-74
 Farris, George (Chesty): 1944-45
 Favors, Kenny: 1991-92
 Feaster, Tavien: 2019
 Felder, William: 1901
 Feltz, Jay: 1979
 Fendley, William: 1902-03-04-05
 Fennell, Daniel: 2016-17-18-19
 Fennell, J. B.: 1935
 Fennell, W. W.: 1924-25

Fenton, Rashad: 2015-16-17-18
 Fenwick, Deshaun: 2019-20
 Ferguson, Ricky: 1989-90
 Fewell, Sam: 1958-59-60
 Duncan, Jimmy: 1957-58-59
 Files, Neville: 1970-71-72
 Findley, Dean: 1960-61-62
 Finklea, G. W.: 1911
 Finney, Chuck: 1979-80-81-82
 Fish, Patrick: 2013-14
 Fitch, Francis Burt Jr.: 1927
 Fitten, Rodricus "Hot Rod": 2020-21
 Fleetwood, Mark: 1981-82-83
 Fleming, Astor: 1931
 Fleming, Ben: 1996-97-98-99
 Fleming, Pat: 1999
 Fletcher, Ladd: 1983, 1985
 Flint, Michael: 2004-05
 Flint, Stephen: 2008-09
 Florio, Steve: 1995-96-97-99
 Flowers, James: 1992-93-94-95
 Floyd, Bill: 1954-55-56
 Floyd, Norman: 1986-87
 Ford, Dennis: 1970-71
 Ford, Gavin: 2003
 Ford, King-Demenian: 2022
 Ford, Morris: 1935
 Ford, Travis: 2011-12
 Fordham, Aldrick: 2009-10-11-12
 Fortson, Nelson: 1931-32-33
 Fortune, O'Donnell: 2021-22
 Fosnacht, Rick: 1976
 Foster, Boomer: 1991-92-93-94
 Foster, C.A.: 1899
 Foster, Cansen: 1896-97-98
 Foster, Jaylen: 2020-21
 Foster, Ralph: 1902-03
 Fowble, Dean: 1931-32-33-34
 Fowble, Dean Jr.: 1960
 Fowler, Larry: 1977
 Fralic, Mike: 1976-77
 Franklin, Keith: 1991-92
 Frantz, Dick: 1946-47-48
 Frazier, Derrick: 1986-87-88
 Frederick, Kurt: 1993-94
 Freeman, Arturo: 1995-96-97-99
 Freeman, Billy: 1969-70-71
 Freeman, Bob: 1933
 Freeman, Harry: 1930-31-32
 Freeman, Larry: 2007-08
 Freeman, R.L. (Bob): 1899-00, '02
 Frick, Buddy: 1954-55-56
 Frierson, Larry: 1977
 Frisby, Tim: 2005
 Fry, Elliott: 2013-14-15-16
 Frye, C.J.: 1999-2000-01-02
 Frye, Jay: 1983-84
 Frye, Jerry: 1958-59-60
 Fryer, Mark: 1986-87-88-89
 Fuller, Bobby: 1990-91
 Fuller, J.D.: 1979, 1981-82-83
 Fulmer, Red: 1927-28
 Fulton, Hewitt: 1922
 Fusaro, Tony: 1967-68-69
 Fusci, Dominic: 1942-43, 1946

-G-

Gabryelski, Marcellus: 1965
 Gadsden, Jake: 1980-81-82
 Gaffney, Paul: 1935-36
 Gaines, Corky: 1953, 1956-57-58
 Gallman, Rory: 1996
 Gallo, Lenny: 1977-78
 Galloway, Benny: 1965-66, 1968
 Gambrell, Billy: 1960-61-62
 Ganas, Rusty: 1968-69-70
 Garcia, Stephen: 2008-09-10
 Gargano, Vince: 1949-50-51
 Garner, Tom: 1981-82-83-84
 Garnto, Ben: 1965-66-67
 Garrett, Lance: 1975-76-77
 Garrison, Jeremiah: 2000-01-02-03
 Garth, Patrick: 1995-96
 Gary, Nate: 1999-2000
 Gaskin, Nelson: 1930
 Gaston, W. H.: 1896
 Gatling, Jimmy: 1983-84-85
 Gause, Andrea: 2001-02-03-04

Gause, George: 2001-02-03-04
 Gause, O'Neill: 1950
 Geathers, Clifton: 2007-08-09
 Geer, A. Eugene: 1914
 Genoble, Richard: 1968
 George, Robert: 1940-41
 Gettel, Steve: 1978, 1980
 Gibbes, J. Heyward: 1907
 Gibson, B.J.: 2022
 Gibson, Cody: 2011-12-13-14
 Gibson, Gordon: 1967
 Gibson, Robert: 1987-88-89, 1991
 Gibson, Tommy: 1961-62-63
 Gil, Kenny: 1981-82
 Gilchrist, Qua: 2012
 Giles, Bobby: 1945-46-47
 Giles, Jarvis: 2009
 Gill, Larry: 1962-63-64
 Gillespie, Tim: 1978, 1980
 Gilliam, Marcus: 1983
 Gilliard, Bryant: 1982-83-84
 Gilmore, Bill: 1930-31-32
 Gilmore, Stephon: 2009-10-11
 Giovanis, George: 1951
 Girardeau, Ted: 1911-12-13-14
 Girardeau, Ted: 1959
 Gist, Garrison: 1935
 Glass, Johnny: 1965
 Gobble, Jimmy: 1965-66-67
 Goddard, Na'Shan: 2002-03-04-05
 Godfrey, Dwaine: 1960-61-62
 Godwin, Curtis: 1988-89-90-91
 Going, H.R.: 1915
 Going, Otis: 1913-1415
 Gollightly, Sharrod: 2011-12-13-14
 Gomes, Joe: 1958-59
 Goodman, Andre: 1998-99-00-01
 Goodman, Martin: 1919
 Goodman, Mikal: 1999, 2002-03
 Goodrich, Joel: 1960-61-62
 Googer, Terry: 2015-16-17
 Gordon, Danny: 2017-18
 Gordon, John: 1958-59-60
 Gosnell, Larry: 1953-54-55
 Gowan, Charles: 1985-86-87-88
 Graham, R.E.: 1928
 Graham, Shaun: 2002
 Gramling, John: 1951-52-53
 Granger, Spec: 1950, 1953-54
 Granoff, Irving: 1937-38-39
 Grant, Bernard: 1976-77
 Grant, Dave: 1966-67-68
 Grantz, Jeff: 1973-74-75
 Graves, Jerry: 1964
 Gray, Gonzie: 2004
 Graydon, Clinton: 1907-09-11
 Green, Corey: 1997
 Green, Deon: 2014
 Green, Harold: 1986-87-88-89
 Green, John: 1975-76-77
 Green, Ray: 1996-97-98-99
 Greene, Norman: 1991-92-93
 Greene, Sherrod: 2017-18-19, 2022
 Gregory, Derek: 1992-93-94-95
 Gregory, Johnny: 1966-67-68
 Gresham, Chaun: 2010
 Gresham, Gregg: 1979
 Gressette, Bob: 1928-29-30
 Gressette, Tatum: 1920-21
 Grey, Gonzie: 2003
 Gribble, Steve: 1972-73
 Griffin, Buddy: 1953
 Griffin, Drufus: 1928
 Griffin, Kelsey: 2013-14-15-16
 Grooms, Matt: 2010
 Grossman, Dobby: 1972
 Grotheer, Bill: 1974
 Grygo, Al: 1940-41
 Grugan, Joe: 1939-40
 Guarino, Ralph: 1926-27-28-29
 Guerry, John: 2009
 Gunnels, Bob: 1963-64-65
 Gunn, Anton: 1994
 Gunter, Guy: 1902-03-04
 Gunter, Kim: 1976
 Gunter, Robert Neal: 1923, 1925
 Gurley, T.J.: 2012-13-14-15
 Gurley, Tori: 2009-10

Guyton, Tony: 1983-84-85
 Gwyn, Jov Vaughn: 2019-20-21-22

-H-

Habnicht: 1907
 Hagan, Harold (Bo): 1946-47-48-49
 Haggard, Mike: 1970-71-72
 Hagler, Scott: 1983-84-85-86
 Hagood, Kent: 1981, 1983-84-85
 Hagood, Lee: 1896-97-98
 Hagood, Rickey: 1980-81-82-83
 Hail, Chris: 2006-07-08
 Hajek, Chuck: 1931
 Hall, Deane: 1970-71
 Hall, Jack: 1955-56
 Hall, Marque: 2004-05-07-08
 Hall, N.C.: 1926
 Hall, Larry: 1999-2000-01-02
 Halminski, Bob: 1975
 Halsall, Walter (Mouse): 1942
 Ham, Willis: 1999-2000
 Hambrick, Darren: 1996-97
 Hambrick, Troy: 1996-97-98
 Hambright, Fred: 1931-32-33
 Hamilton, Harry: 1932
 Hammett, Lamar G.: 1958
 Hammond, James: 1909
 Hampton, Chris: 2004-05-06-07
 Hampton, Frank: 1916
 Hampton, Victor: 2011-12-13
 Hamrick, Doug: 1968-69-70
 Hamrick, Hal: 1989-90
 Hanna, Mac: 1961, 1963
 Hanna, Zip: 1939
 Hannah, Tom: 1959-60
 Harbour, Randy: 1964-65-66
 Harbleroed, Jon: 1996
 Harman, Paul: 1965
 Harmon, Terry: 1965
 Harney, Kenny: 1998-99-2000-01
 Harper, Garry: 1978-80
 Harper, Steve: 1976
 Harralson, Dan: 1944-45, 1948
 Harrelson, Louis: 1951
 Harris Jr., Al: 2014-15
 Harris, Bob: 1965-66
 Harris, Dick: 1969-70-71
 Harris, Ike: 1987-88-89-90
 Harris, J.B.: 1898
 Harris, J.B.: 1915
 Harris, Jermaine: 2003-04
 Harris, Kevin: 2019-20-21
 Harris, Leon: 1989-90
 Harris, Mason: 2012-13-14
 Harris, Melvin: 1960
 Harris, Terrell: 1992-93-94
 Harrison, Claude (Red): 1947-48
 Harrison, James (Skimp): 42-43-44
 Harrison, Jefferson: 1992
 Harrison, John: 1992-93
 Harrison, Travis: 1993
 Hart, Bailey: 2018-19
 Hart, H.: 1911
 Hart, Oliver: 1935
 Hart, Roy: 1983-84, 1986-87
 Hartel, Harold: 1937-38
 Harvin, Will: 1947-48
 Harwell, Randy: 1986-87-88
 Haskell, C.T.: 1897-98
 Haskell, F.H.: 1898
 Hassen, Gary: 1977-78-79
 Hastings, Andy: 1978-79
 Hatcher, Doug: 1958-59-60
 Hatkevitch, Joe: 1938-39-40
 Hawkins, Alex: 1956-57-58
 Hawkins, Brian: 1989-90
 Hawkins, Ernest: 2015
 Haynes, Albert: 1988-89-90-91
 Haynes, Kenny: 1986-87-88-89
 Haywood, Carlton: 1971
 Heard, Carlton: 2014-15
 Heffner, Antonio: 2005
 Hellams, Tyler: 1968, 1970-71
 Helmly, Hook: 1945
 Helms, Cory: 2016-17
 Hemingway, Tonka: 2020-21-22
 Hempley, Gus: 1939
 Henderson, Hal: 1980-81

Henderson, Maurice: 1996-97
 Hendricks, Wes: 1987
 Hendrickson, Vic: 1946
 Hendrix, Kevin: 1985-86-87-88
 Henry, Gay: 1993
 Henry, Mario: 1990
 Henson, Doug: 1946
 Henson, J.B.: 1936, 1938-39
 Henson, Lucius: 1938-39
 Herbert, R. Beverly: 1897-98, 1900
 Herdegen, Charles: 1944
 Hering, Lance: 1988-89
 Herman, Dave: 1997
 Herrera, Alex: 2021-22
 Herring, Delvin: 1992-93-94-95
 Hertwig, Ed: 1962-63-64
 Heterick, Gene: 1950
 Heyward, Dan: 1912-13-14
 Heyward, N.B.: 1904-05
 Hicks, N.B.: 1931
 High, Curt: 1988-89
 High, Tim: 1987-88-89
 Hilinski, Ryan: 2019
 Hill, Carl: 1984-85-86
 Hill, Collin: 2020
 Hill, Curtis: 1983, 1985-86
 Hill, Dominick: 2020-21
 Hill, D'von: 2004
 Hill, Luke: 1911-12-13-14-15
 Hill, Thomas: 1999-2000
 Hill, Tommy: 1976
 Hill, Willie: 1983, 1985
 Hillary, Ira: 1981-82-83-84
 Hills, Joe: 2008
 Hinch, Josh: 2011
 Hinson, Evan: 2017-18
 Hinton, Patrick: 1987-88-89-90
 Hipkins, Rick: 1969-70
 Hodge, David: 1985, 1987-89
 Hodge, Lynn: 1966, 1968-69
 Hodge, Wilbur: 1964-65
 Hodges, Ralph: 1943-44
 Hodgin, Jay Lynn: 1972-73-74
 Hoffman, Bruce: 1976
 Hogan, Ben: 1990-91-92
 Holcombe, J.R. (Buster): 1925-26-27
 Hold, Mike: 1984-85
 Holland, W.T.: 1923
 Holler, Ed: 1960-61-62
 Holloman, DeVonte: 2009-10-11-12
 Holloman, Rudy: 1967-68-69
 Holloman, T.J.: 2013-14-15-16
 Holmes, Adam: 1998-99-01
 Holmes, Homer: 1904
 Hood, Kerry: 1995-1997-98-99
 Hopkins, James Porcher: 1933-34
 Horn, Jaycee: 2018-19-20
 Horton, Tate: 1933-34-35
 House, Kevin: 1998-99-2000-01
 Howell, Roderick: 1991-92-93
 Howell, W.R. (Pop): 1936-37-38
 Hrubiec, Ed: 1993, 1995-96-97
 Hudson, Ricky: 2002
 Huffman, Ken: 1945
 Huggins, Carl: 1960-61, 1963
 Huggins, Lide: 1962-63-64
 Hughes, Jerry: 1936, 1938
 Hughes, J.G.: 1898
 Hughey, Curran: 1929-30-31
 Hull, Tyler: 2012-13-14
 Humphreys, Sam: 1960-61-62
 Hunnicut, Jim: 1943
 Hunter, Ford: 1934
 Hunter, Jimmy: 1959-60
 Hunter, William: 1899
 Huntley, Alex: 2021-22
 Hurley, Ricardo: 2002-03-04-05
 Hursey, John: 1901
 Hurst, Hayden: 2015-16-17
 Huskey, Freeman: 1931-32-33-34
 Hutcherson, Darion: 1998
 Hutcherson, Sadarius: 2017-18-19-20
 Hutchinson, Marco: 1997-98-99-00
 Hyde, Tristram: 1905
 Hyder, George: 1984-85

-I-

Ibe, J.T.: 2019
 Inabinet, Walker: 2010-11-12
 Ingram, Melvin: 2007, 2009-10-11
 Injaychock, Tom: 1977
 Inman, Jerry: 1990-91-92-93
 Irons, Kenny: 2002
 Isaac, Brandon: 2005-07
 Isom, Buck: 1945

-J-

Jabbusch, Harry: 1948-49-50-51
 Jackson, Antwan: 1991-92
 Jackson, Jamacia: 2001-02-03-04
 Jackson, Randy: 2002-03
 Jackson, Ed: 1948
 James, DeAndre: 1993-94
 James, Jack: 1967
 James, Jimmy: 1913
 Janus, Bill: 1977-78
 Jarrett, Jim: 1952-53-54-55
 Jasczewicz, Alexander: 1923-24-25
 Jeanpierre, Lemuel: 2006-07-08-09
 Jeffcoat, Derwin: 1992-93-94-95
 Jeffery, Alshon: 2009-10-11
 Jeffery, Damario: 2009-10-11-12
 Jeffery, Shamier: 2013-14-15
 Jeffords, W.R.: 1923, 1925
 Jenkins, Corey: 2001-02
 Jenkins, E.J.: 2021
 Jenkins, R.W.: 1933
 Jennings, Charles: 1899-1900
 Jerideau, Byron: 2010-11-12
 Jerry, Bill: 1957-58-59
 Jeter, Leroy: 1989-90-91-92
 Jeter, Mitch: 2020-21-22
 Jetton, Charlie: 1971
 Johnson, A.W.: 1952
 Johnson, Bob: 1935-36
 Johnson, Brad: 2017-18, 2020-21-22
 Johnson, Charlie: 1955-56-57
 Johnson, David: 1985-86
 Johnson, David: 2014-15
 Johnson, Don: 1955-56-57
 Johnson, Earl: 1982-83-84
 Johnson, Isaiah: 2015
 Johnson, Jim: 1962-63
 Johnson, Joe: 1931-32-33
 Johnson, Karey: 1980-81-82
 Johnson, Kevin: 1998-99
 Johnson, Larrell: 1998-99-2000-01
 Johnson, Mike: 1964
 Johnson, Roy: 1935-36
 Johnson, Thad: 1984
 Johnson, T.J.: 2009-10-11-12
 Johnson, Torry: 1998
 Johnson, Tyreek: 2021-22
 Johnson, W.W. (Hootie): 1950-51-52
 Jones, Allen: 1905
 Jones, Carroll: 1970-71
 Jones, Cleon: 1993
 Jones, Clyde (Tubby): 1955
 Jones, Ernest: 2018-19-20
 Jones, Harold: 1959-60-61
 Jones, Howard (Butch): 1971
 Jones, Jack: 1943
 Jones, John: 1960-61-62
 Jones, Kevin: 1986-87-89
 Jones, Michael: 1998
 Jones, Nick: 2011-12-13-14
 Jones, Philip: 1998-99-01
 Jones, Phillip: 2000-02
 Jones, Trai: 2021-22
 Jones, Ulric: 2016-17
 Joseph, Johnathan: 2005
 Jowers, Jeff: 1963, 1966
 Joye, Walter: 1927-28
 Joyner, Buster: 1927-28
 Joyner, Dakereon: 2019-20-21-22
 Juk, Stan: 1964-65-66
 June, Jerod: 2005-06

-K-

Kaba, Mohamed: 2020-21
 Kahle, Bob (Moose): 1950-51
 Kalmbach, Lyn: 1937
 Kaney, Bob: 1976

Kanian, Leonard: 1939-40
 Kater, Walt: 1980
 Kavounis, Alex: 1949-50-51
 Keels, George: 1926-27
 Keely, Pete: 1943
 Keenan, Jack: 1942
 Keith, Dwight Jr.: 1956-57-58
 Kelly, Fant: 1921-22
 Kelly, Jermale: 1997-98-99-2000
 Kelly, Sean: 2015-16
 Kelly, Vincent: 1936
 Kendziorski, Jeff: 1977, 1979-80
 Kenion, Traevon: 2021-22
 Kennedy, Steven: 2003
 Kerr, Dick: 1914-15-16
 Kerr, Gayle: 1952
 Kight, Duke, 1961
 Kilgore, Benjamin: 1916
 Kilgore, Curtis: 1985-86-87
 Killen, Jay: 1990-91
 Killen, Jimmy: 1965-66
 Killoy, Bill: 1947-48-49-50
 Kilzer, Paul: 1962
 Kimrey, Erik: 2000-01-02
 Kincaid, Billy: 1947
 Kincaid, James (Blackie): 1949-50,53
 King, Bob: 1950, 1952-53
 King, Heyward: 1957
 King, JaMarcus: 2016-17
 King, Jarriel: 2004-05-06-08
 Kingrey, Bryan: 2006-07-08
 Kinlaw, Caleb: 2017, 2019
 Kinlaw, Javon: 2017-18-19
 Kinney, George: 1943
 Kirkland, Chris: 1985
 Kirkpatrick, Mike: 1961
 Kiss, Frank: 1936
 Kittredge, Bill: 1976
 Kline, Brad: 1973-74-75
 Kneeece, J.P. (Jake): 1944
 Knight, J. Arthur: 1910-11
 Knott, Alan: 2014-15-16-17
 Kohout, Pat: 1969-70-71
 Komoroski, Joe: 1964,1966-67
 Kompara, John: 1956-57-58
 Koop, Ryan: 1996-97-98
 Kopec, Gene: 1951-52-53-54
 Kopian, Steve: 1958-59
 Korn, Bob: 1950,1952-53
 Krivonak, Joe: 1939-40-41
 Kroeger, Kai: 2020-21-22
 Kroto, Leo: 1938,1940
 Kuldell, curly: 1944
 Kuritz, Russ: 1970
 Krokos, Paul: 1974, 1976

-L-

Laggis, David: 2004-05-06
 Lamb, Ronnie: 1963-64-65
 Lambert, Orus: 2003-04-05
 Lamin, Abu: 2014-15-16
 Lammons, Chris: 2014-15-16-17
 Land, Jake: 1947-48
 Landry, Mike: 1990-91-92-93
 Lane, Bill: 1976-77-78-79
 Lane, Pete: 1945-46-47
 Langston, Felix: 1912-13-14
 Lanning, Spencer: 2008-09-10
 Lasse, Bill: 1984
 Latimer, James: 1986-88-89
 LaTorre, John (Lip): 1950-51-52
 Lattimore, Marcus: 2010-11-12
 Laval, Lance: 2002-03-04-05
 Laval, W. L. Jr.: 1929-30-31
 Lavoie, Phil: 1957-58-59
 Lawhorne, Ernie: 1943, 1946-47
 Lawrence, Marcus: 2003-04
 Laws, Henry: 1973-74-75
 Lawson, Jason: 1994-95-96-97
 Leardo, Pat: 1929-30
 Leavitt, Courtney: 1996-97-98-99
 LeCorn, Dion: 2007-08-09-10
 Lee, Augustus W.: 1902-03-04
 Lee, Dozier: 1905-06
 Lee, Gus: 1902-03
 Lee, Marion: 1951-52
 Lee, Stevie: 1978
 Lee, Travis: 2004-05

Lee, Vershon: 2020-21-22
 Legat, Dan: 1963-64-65
 Legette, Xavier: 2019-20-21-22
 LeGrande, Glenn: 1982
 Legree, Jimmy: 2010-11-12-13
 LeHeup, Andy: 1973-74
 LeHeup, John: 1970-71-72
 Leitner, John: 1940-41-42
 Lemon, Jermaine: 2001-02
 Leopard, Eddie: 1977, 1980
 Leslie, Tommy: 1972
 Lester, Ken: 1960-61-62
 Levandusky, Jim: 1998-99
 Leventis, Andy: 1972-73
 Levey, Jabari: 2003-04-05
 Lewis, Alex: 1913
 Lewis, Crosby: 1953-54-55
 Lewis, Harold: 1953-54-55
 Lewis, Joey: 1986
 Lewis, Kaiwan: 2012-13-14
 Lewis, Marquavies: 2015-16
 Lewis, Quinton: 1982-83-84
 Lewis, Travis: 2000
 Lightsey, H. M.: 1919-20-21-22
 Lillard, J.E.: 1923, 1925
 Linder, Jon: 1963-64-65
 Lindsey, Dustin: 2004-05-08
 Lindsey, Gene: 1965
 Lindsey, J.E.: 1943
 Lindsey, Jordin: 2004-05-06-08
 Little, Derrick: 1985-86-87-88
 Little, Dick: 1937-38
 Lloyd, MarShawn: 2021-22
 Logan, Philip: 1974-75-76-77
 Logan, Reggie: 1960
 Loggins, Mark: 1980
 Lomas, Richard: 1960-61-62
 Lonchar, Tommy: 1937
 Long, Bobby: 1958
 Long, J.C.: 1923-24-25
 Long, Julian: 1942-43
 Long, Kevin: 1974-75-76
 Long, Leonard: 1967-78-39
 Louchiey, Corey: 1992-93
 Louis Jr, Rosendo: 2018, 2021
 Love, Byron: 1985-86
 Love, Mark: 1996-97
 Lovell, Harry: 1951-52-53-54
 Lowrey, Lance: 2002-03
 Lowry, Billy: 1939-40
 Lucas, Dave: 1967-68-69
 Lumpkin, Hope: 1903
 Lyons, Jack: 1935-36-37
 Lytle, Frederick: 1940

-M-

Mace, James: 1910-11
 Mackie, Collin: 1987-88-89-90
 Mackovik, George: 1937
 Maddox, Brian: 2007-08-09-10
 Maddox, Michael: 1996-97
 Magill, Tom: 1927
 Maginn, (Maggie): 1945
 Magourik, Kevin: 2000
 Major, Chris: 1983-84-85-86
 Mangrum, Payton: 2021-22
 Mann, J.H.: 1899
 Manos, Hank: 2021-22
 Manzari, Russ: 1974-75-76
 Marcus, Kadetrix: 2012-13-14
 Marino, Bobby: 1973-74-75
 Marion, W.F.: 1919-20
 Marion William: 1905
 Markett, Lamar (Marty): 2010-11
 Markle Eric: 1987-88
 Markway, Kyle: 2015, 2018-19
 Marshall, Donald: 1998
 Marsters, Matt: 1996-97-98-99
 Martin, Frank: 1936
 Martin, George: 1952-53-54
 Martin, Jim: 1963
 Martin, Jonathan: 2000-01-02
 Martin, Paul: 1982
 Martin-Scott, Bam: 2022
 Massey, Ben: 1946
 Matheny, R.P. (Bull): 1928
 Matthews, Cliff: 2007-08-09-10
 Matthews, Monty: 1971, 1973

Matthews, Trevon: 1996-97-98-99
 Matulis, Mike: 2011-12, 2015
 Mauney, Harold: 1932-33-34-35
 Mauro, Bob: 1967-68
 Mayfield, Buddy: 1957-58
 Mays, Shah: 1997-98
 McBeth, Marcus: 1999
 McBride, Bobby: 1960
 McCabe, Mike: 1973-74-75
 McCallum, C.J.: 1898-99,1901
 McCarthy, George: 1969
 McCathern, Jack: 1962-63-64
 McClain, Carroll: 1955, 1957
 McClain, Johnny: 1955
 McCollum, Marcus: 1999
 McConnell, Vic: 1986-87-88
 McCord, Toy: 1966-67
 McCormack, Brendan: 84-85-86-87
 McCrady, Shack: 1933
 McCullough, Charles: 1940-41
 McCutchen, Thomas: 1900-01-02
 McCutcheon, Kevin: 1982
 McDaniel, Donnie: 1980-81
 McDonald, George: 1943-44-45
 McDonald, Keith: 1988-89-90
 McDougall, Allie: 1932-33-34
 McDowell, Eric: 1991
 McDowell, Juju: 2021-22
 McFadden, Sam: 1935
 McGee, A.H. (Buddy): 1921-22-23
 McGhee, John: 1902
 McGonigal, Sean: 2021
 McGovern, Jim: 1959-60
 McGowen, W. B.: 1911-12
 McGrath, Alex: 2006
 McGregor, Joe: 1975-76-77
 McGriff, Nick: 2015
 McGuire, Justin: 2002
 McLlwin, Brandon: 2016
 McIntee, Willie: 1983-84-85-86
 McIntosh, Jim: 1897-98
 McKay, Aubrey: 2006
 McKay, Douglas: 1903
 McKee, A.H.: 1923
 McKernan, Matt: 1985-86-87-88
 McKie, James: 1980
 McKinley, Kenny: 2005-06-07-08
 McKinney, Zion: 1976-77-78-79
 McKissick, C.L.: 1910
 McKnight, Byron: 2008-09-10-11
 McLaughlin, Chann: 1988
 McLauren, Gary: 1972-73-74
 McLaurin, C.H.: 1894-95-96
 McLaurin, Connor: 2012-13-14
 McLaurin, Roy: 1957
 McLendon, Lockhart: 1950-51
 McLeod, Yancy: 1933
 McManus, Henry: 1931-32-33
 McMillan, John: 1920-21-22-23
 McMillan, Mack: 1914-15-16
 McMillan Van: 1972
 McMillan William: 1940, 1942-43
 McMillen, John: 1938
 McNair, P.R.: 1910-11
 McTeer, G.M.: 1913
 McWhirter, E.F.: 1899
 McWilliams, Rico: 2013-14-15
 Meadow, Dave: 1966
 Means, Monty: 1993-94-95
 Medlin, Wally: 1967-68
 Meeks, Bryant (Junior): 1945-46
 Meers, Dave: 1931-32
 Melton, W.H.: 1898
 Merck, Hugh: 1950, 1953, 1955
 Merck, Jimmy: 1956-57-58
 Meredith, Jamon: 2005-06-07-08
 Metts, A.W.: 1910-11
 Meyer, F.O.: 1923
 Meyer, Frankie: 1921-22-23
 Middlebrook, Tommy: 1971
 Middlebrooks, Harold: 1940-41-42
 Miles, Don: 1959-60
 Miles, Kenny: 2009-10-11-12
 Miller, Corey: 1988-89-90
 Miller, Danny: 1983-84
 Miller, Eddie: 1988-89-90-91
 Miller, Othel: 1897-98
 Miller, Selvesta: 1995-96-97



Milner Bill: 1941-42
 Mills, James H.: 1899
 Mills, J.D.: 1909-11
 Mills, J.L.: 1925-26
 Mills, John: 1911-12-13
 Mimms, Chuck: 1970-71
 Mims, Dru: 1984-85
 Mincevich, Frank: 1952-53-54
 Minton, Skip: 1982-83-84
 Minus, R.W.: 1898
 Miranda, Bob: 1970
 Mitchell, Allen: 1983-84-85
 Mitchell, Blake: 2004-05-06-07
 Mitchell, Jack: 1949
 Mitchell, Jim: 1969-70-71
 Mitchell, Lawrence: 1992
 Mitchell, Wright: 1990-91
 Mixon, Steve: 1996-97-98-99
 Mobley, Marion: 1909
 Monaco, Ron: 1984-85
 Monroe, Rachiem: 2000
 Montac, Steven: 2016-17-18
 Moody, Chris: 2013-14-15-16
 Mooney, Kevin: 1970
 Moore, D.L.: 2009-10-11-12
 Moore, J.H. (Dummy): 1917-18
 Moore, Jack: 1929-30
 Moore, Jakai: 2020-21-22
 Moore, Langston: 1999-00-01-02
 Moore, Paul: 1903-04-05
 Moore, Skai: 2013-14-15, 2017
 Moore, Spratt: 1918
 Moree, Bobby: 1955
 Morehead, Arthur (Buddy): 31-32-33
 Morgan, Scott: 2003-04-05-06
 Moritz, Scott: 1994-95-96-97
 Morrell, Buddy: 1952
 Morrell, John: 1986-87
 Morris, Bob: 1967-68
 Morris, Bob: 1971
 Morris, Glenn: 1971
 Morris, Jack: 1959-60-61
 Morris, Otis: 1982, 1984-85-86
 Mortimer, Jim: 1944-45
 Morton, Reed: 1993-94-95-96
 Moss, Jim: 1960-61-62
 Mote, Kelly: 1942
 Mott, Garry: 1973-74-75
 Moye, Richie: 1969-70-71
 Muhammad, Taqiy: 2002-03-04
 Muir, Warren: 1967-68-69
 Mukuamu, Israel: 2018-19-20
 Muldrow, Eddie: 1972-73-74
 Mullins, Keveon: 2020
 Mullis, Jeff: 2003
 Mullis, Norris: 1951-52
 Mulvihill, Jim: 1965-66-67
 Munn, John, 1932-33
 Munneryn, Captain: 2006-07-08
 Murdaugh, Alex: 1923
 Murdaugh, Randolph: 1907-09
 Murdaugh, Randolph: 1935
 Murphy, Vincent: 2021
 Murray, Hazel: 1935-36-37
 Muse, Nick: 2019-20-21
 Myers, Glen: 1936-37-38
 Myers, Woody: 1985-86-87

-N-

Nash, Jimmy: 1969-70-71
 Neal, D.J.: 2015
 Nealy, Ron: 1992-93-94-95
 Neely, Jimbo: 1976
 Neeley, William: 1942
 Neil, W.A.: 1900
 Nelson, Andy: 1973-74-75
 Nelson, Billy: 1964-65-66
 Nemeth, Brian: 1975
 Nemeth, Jim: 1959-60
 Nesbit, Jamar: 1995-96-97-98
 Nesmith, Antione: 1998-99-00-01
 New, Scott: 1992
 Newman, Wilbur: 1949-50
 Newton, Mike: 2007-08
 Newton, Syvelle: 2003-04-05-06
 Nichols, Brett: 2006
 Nichols, Jaylen: 2019-20-21-22
 Nicholson, W.H.: 1902

Nicklow, Darrel: 1994-95
 Nidiffer, David (Buddy): 55-56-57
 Nies, Billy: 1962-63
 Nivens, Heath: 2000
 Nixon, Keisan: 2017-18
 Noland, Zeb: 2021
 Norman, Chris: 1980-81-82-83
 Norman, Dave: 1996
 Norman, Donovan: 1998
 Norman, Doyle: 1941,1946
 Norman, Mike: 1988
 Norton, Ken: 1959
 Norton, Kirt: 1938-39-40
 Norwood, Eric: 2006-07-08-09
 Norr, T.E.: 1911
 Novak, Steve: 1940-41, 1946
 Nowak, Stan: 1939-40
 Nuñez, Lorenzo: 2015
 Nunn, Kyle: 2008-09-10-11

-O-

O'Connor, Tom: 1984-85
 O'Dell, Firpo: 1932
 Odomiak, Paul: 1975
 Offing, Andre: 1997-98-99-2000
 Offord, Willie: 1998-99-2000-01
 Oglesby, Marvin: 1987
 Oglesby, R.C.: 1911
 O'Hagan, Larry: 1976
 O'Harra, Bobby: 1942,1946-47
 Oliveira, Matt: 2019
 Oliver, Gene: 1900-01-02-03
 Oliver, Len: 1979
 Ollic, Walter: 1954-55
 Orkis, Bob: 1976-77-78
 Orrel, Wally: 1966-67-68
 Orth, Perry: 2015-16
 Osborne, Rut L.: 1915,1917
 Overstreet, Anthony: 1998-99-00
 Overstreet, Charlie: 1961
 Owens, Calvin: 1994-95-96-97
 Owens, Drew: 2013
 Owens, Edgar E. (Mgr.): 1956-57
 Ozburn, John (Red): 1946-47-48

-P-

Padgett, Benny: 1968-69-70
 Paige, Melvin: 1998-99-2000-01
 Park, D.J.: 2014-15-16-17
 Parker, Bill: 1968-69-70
 Parker, Daren: 1987-89-90-91
 Parler, J.D.: 1922-23
 Parlor, Anthony: 1988
 Parrish, Britt: 1976-77-78
 Parrish, R.L.: 1899
 Parrott, V. A.: 1907
 Parson, Ron: 1972
 Patrone, Joe: 1939-40
 Patrone, Tony: 1944
 Pasky, Ed: 1947-48-49-50
 Passailaigue, Edward: 1911-12
 Patrick, Neal: 1959
 Patrick, Ronald: 2011-12-13
 Paul, A.M.: 1911
 Paulk, Darius: 2015-16
 Paulk, Rodney: 2006-07, 2010-11
 Pavlovic, Robert: 2005-06-07
 Payne, Johnny: 1972
 Payne, Ricky: 1974-75, 1977
 Peacock, Gleen: 1984-85
 Pellage, Christian: 2015
 Pender, Bru: 1990-91-92-93
 Penn, Victor: 1997
 Pennington, Trey: 1996-97-98-99
 Penny, Asim: 1991-92
 Penny, Tony: 1977-78
 Peoples, Corey: 2003-04
 Pepe, Jim: 1986-87
 Pepper, Nathan: 2005-06, 2008-09
 Pepper, Tony: 1972-73-74
 Perkins, Andrew: 1916
 Perkins, Less: 1911
 Perlotte, Robert: 197879-80-81
 Perrin, L.W.: 1907
 Perry, Gerald: 1984
 Perry, Mac: 1965
 Person, Fran: 2004-05
 Peters, Jamie: 2004

Pettiford, Jahmal: 1990-91-92-93
 Petty, Phil: 1998-99-2000-01
 Phares, Kirk: 1957-58-59
 Phiel, Dick: 1950
 Phillips, Ashley: 1948-49-50
 Phillips, Grah: 1973-74
 Phillips, Paul: 1964-65-66
 Philpot, Greg: 1983-85-86-87
 Pickens, Zacch: 2019-20-21-22
 Pickett, Bayard: 1948-49-50
 Pierce, Hyrum: 1966-67
 Pietrzak, Jim: 1998
 Pilcher, Tommy: 1960-61-62
 Pinkerton, Jim: 1947-48-49-50
 Pinkins, Dondrial: 2002-03-04
 Pinkney, Cleveland: 1999-2000
 Pinnock, Andrew: 1999-00-01-02
 Pitchko, David: 1989-90-91
 Pitt, Jack: 1958-59-60
 Pitts, Ed: 1957-58-59
 Platel, Carlins: 2021
 Platt, Carl: 1987-88-89
 Poinsett, David: 1984-85-86-87
 Pollard, Kiel: 2016-17-18
 Pomar, Jason: 1996
 Ponder, Aaron: 1994
 Poole, Eric: 1982-83-84-85
 Poole, Jimmy: 1965-66-67
 Pope, David: 1961-62-63
 Pope, Jimmy: 1968-69
 Porter, Jerry: 1911-12-13-14
 Poston, Jimmy: 1968-69-70
 Powers, Rico: 2020
 Prater, Gary: 1985
 Prehodka, Joe: 1961-62-63
 Prentice, Adam: 2020
 Prezioso, Chuck: 1949-50-51
 Prezioso, David: 1975-76-77
 Price, Jamie: 1999-2000
 Price, Rodney: 1986-87-88-89
 Price, W.R. (Monkey): 1925-26-27
 Prickett, Dalton: 1981
 Prickett, Mackie: 1954-55-56
 Pringle, Wes: 1988
 Pritchard, Thomas: 1994-95
 Pritchett, Stanley: 1992-93-94-95
 Privette, Jimmy: 1971-72-73
 Prochak, Nick: 2007
 Proctor, Phillip: 1980-81
 Proctor, Rubin: 1980
 Provence, Andrew: 1980-81-82
 Provence, Jerome: 1974-75-76-77
 Pruitt, Bobby: 1953

-Q-

Quarles, Buddy: 1984-85, 1987
 Quarles, Kelcy: 2011-12-13
 Quinn, Dennis: 1999-2000-01-02

-R-

Rabune, Rick: 1983-84
 Rabune, Ron: 1985-86-87-88
 Raby, Nolan: 1931-32
 Rader, M. Kirby: 1948-49-50
 Ragans, Jonathan: 1999
 Ragin, Mike: 1964-65-66
 Rainey, Kelvin: 2013
 Rambo, Tony: 1982
 Ramsey, Skip: 1978
 Randle, Cat: 1918
 Rank, Taylor: 2006-07-08
 Rathe, Mike: 2004
 Rattler, Spencer: 2022
 Rawl, A.F.: 1909-10
 Rawl, Jacob: 1911
 Raysor, Matt: 2005
 Reaves, Joe: 1988-89-90-91
 Reaves, Joel: 2006-07
 Reddick, Mike: 1992-93-94-95
 Reed, Aubry: 1955
 Reed, Devonni: 2022
 Reed, Richard: 1903
 Reese, Kenneth: 1977
 Reeves, Dan: 1962-63-64
 Reeves, J.B.: 1907
 Reeves, Percy: 1979, 1981
 Reeves, Roy Don (Butch): 65, 67-68
 Regalis, Joe: 1969-70-71

Register, Will: 2019-20
 Reid, Konata: 1991-92-93
 Renfrow, Billy: 1950-51
 Reuhr, Fred: 1900
 Reynolds, James: 1938
 Reynolds, Robby: 1971-72-73
 Reynolds, Tommy: 1933
 Rhame, Crip: 1929
 Rhame, H.B.: 1922-23
 Rhame, Lee: 1960
 Rhino, Tim: 1979, 1981
 Rhodes, Jordan: 2019-20
 Rhodes, Sidney: 2012-13-14
 Rhodes, Tommy: 1971
 Rice, Billy Ray: 1969-70-71
 Rice, Curtis: 2004-05-06
 Rice, Glen: 1940, 1942
 Rice, Sidney: 2005-06
 Richards, James P.: 1920
 Richardson, Quintin: 2008-09
 Richardson, Reggie: 1993-94, 1996
 Rietkovich, Ty: 1982-83
 Riggs, Buddy: 1944-45
 Rivens, Antoine: 1989-90-91-92
 Rivera, Lennie: 1984
 Rivers, Billy: 1954-55-56
 Rivers, Kevin: 1998-99, 2001
 Robbins, Andy: 1986
 Robbins, Bob: 1931-32-33
 Robbins, Roddy: 1951-52
 Roblot, Paul: 1935-36
 Roberts, Marquis: 2013-14
 Robertson, Arthur N.B.: 1935
 Robertson, Travian: 2007-08, '10-11
 Robinson, Corey: 2012-13-14
 Robinson, Dave: 1920
 Robinson, Dunta: 2001-02-03
 Robinson, Gene: 1935, 1937-38
 Robinson, Jammie: 2019-20
 Robinson, Kenneth: 1982-83, 85-86
 Robinson, Marcus: 1993-94, 1996
 Robinson, Ric: 1993-94
 Robinson, Robert: 1985-86-87-88
 Robinson, Stacy: 1989-90-92
 Robinson, Thez: 2002
 Rochester, Errol: 1996-97-98
 Roderick, R.J.: 2018-19-20-21
 Roe, Bob: 1971-72-73
 Rogers, Bill: 1924-25-26
 Rogers, Bobby: 1950
 Rogers, Don: 1956-57-58
 Rogers, E. Power: 1926
 Rogers, George: 1977-78-79-80
 Rogers, Hunter: 2021-22
 Rogers, Jim: 1957
 Rogers, Jim: 1963-64-65
 Rogers, Lawton: 1956-57-58
 Rogers, W.M. (Power): 1925-26-27
 Roland, Shaq: 2012-13-14
 Rose, Donnie: 1966
 Rosen, Marty: 1962-63-64
 Rosenkrans, Kevin: 1991-92
 Roskie, Ken: 1940-41-42
 Ross, Ken: 1968
 Ross, Tyrese: 2021-22
 Rossomano, Jimmy: 1924-25
 Rowe, Thad: 1971-72-73
 Rowland, John: 1934
 Rucker, Larry: 1961-62-63
 Ruehr, Fred: 1900
 Rumph, Chris: 1991-92-93-94
 Runager, Max: 1974,1976-77-78
 Rush, Darius: 2019-20-21-22
 Rush, George: 1988-89-90
 Rushing, Lyn: 1971
 Russell, Rusty: 1981-82
 Rutledge, Bill: 1946, 1949
 Ryan, Gary: 1983

-S-

Sadler, Shaun: 1984
 Saint-Preux, Freddy: 2003-04-05
 Saldi, Jay: 1973, 1975
 Salley, John: 1902
 Sally, Ken: 1985-86-87
 Salters, Teddy: 1998-99
 Sams, Willie: 2000

Samuel, Deebo: 2015-16, 2018
 Sanders, Ace: 2010-11-12
 Sanders, Cadarius: 2011
 Sanders, E.D.: 1923
 Sanders, Shilo: 2020
 Sanders, T.J.: 2022
 Sanderson, Watts: 1999-2001-02
 Sandridge, Rick: 2018-19-20
 Sanford, Rick: 1975-76-77-78
 Sapp, Marvin: 2005-06-07-08
 Sarrocco, Bill: 1979
 Sasser, Jasper: 2014-15-16
 Satterfield, Steve: 1957-58-59
 Saunders, John: 1957-58-59
 Saunders, Weslye: 2007-08-09
 Sawyer, Dante: 2015-16-17
 Saye, J.H.: 1915
 Saylor, Kevin: 2002
 Saylor, Marc: 1992
 Scarneccchia, Michael: 2018
 Schechterly, George: 1978, 1980
 Scheutzner, Jack: 1949
 Schmidt, Ira: 1945
 Schwarting, Gene: 1966-67-68
 Schwartz, Bob: 1953-54
 Schweitzer, Brandon: 2003
 Scott, Brian: 1998-99-2000-01
 Scott, James: 2003-04
 Scott, Jamie: 2000
 Scott, Mitchell: 1947-48
 Scott, Natron: 2003
 Scott, Willie: 1977-78-79-80
 Scribner-Howard, Joey: 2011
 Scruby, Frank: 1945
 Scruggs, Lamar: 2010
 Seaborn, Colie: 1916-17
 Searingen: 1898-99
 Sears, Len: 1963-64-65
 Seawright, James: 1981-82-83-84
 Sehelur, Don: 1954
 Seideman, S.S. (Si): 1924-25-26
 Senn, Jason: 2018
 Senter, Doug: 1963-64-65
 Shackelford, Vandara: 2006
 Shand, Monroe: 1899
 Shand, W.M.: 1928-29-30-31
 Sharpe, Sterling: 1983, 1985-86-87
 Sharpston, B.T.: 1909
 Shaw, Connor: 2010-11-12-13
 Shaw, Eric: 2020
 Shaw, Jared: 2012
 Shaw, Joe: 1943
 Shea, Walt: 1950-51-52
 Shealy, Bobby: 1954
 Shealy, John: 1976
 Shell, Brandon: 2012-13-14-15
 Shelton, Kardell: 1996
 Sherman, Bryce: 2009-10
 Shifflet, Harvey: 1958-59-60
 Shifflet, Wayne: 1958-59
 Shinn, Dick: 1931-33
 Shinn, Joe: 1931-32-33
 Shively, David: 1984
 Shivers, Paul: 1985-86-87-88
 Shope, Greg: 1976
 Shropshire, Darrell: 2003-04
 Shue, Zeb: 1973-74-75
 Shugart, Bubba: 1974-75-76
 Sides, Kevin: 1998-99
 Sielaff, John: 1992
 Silas, Charles: 2004-05
 Silas, Joe: 1952-53-54
 Simmons, Tommy: 1969-70-71
 Simmons, T.R.: 1923
 Simpkins, J.E.: 1909
 Simpson, Bill: 1937
 Simpson, Ko: 2004-05
 Simpson, Marty: 1991-92-93-94
 Simpson, Trent: 1988-89-90
 Simpson, Vincent: 1993
 Simrill, Frank: 1916
 Sims, Lana: 1916
 Sinclair, Fred: 1977-78-79
 Sinclair, Gerrod: 2006-07-08-09
 Singleton, Steven: 2010
 Singleton, Tim: 1976-77-78-79
 Sistare, Byron: 1969-70
 Sizemore, W.C.: 1920-21, 1923

Skelton, W.A.: 1950-51-52
 Skinner, Benny: 1949-50
 Skinner, Roy: 1947-48-49-50
 Skinner, Rube: 1919
 Skipper, Harry: 1979-80-81-82
 Slaughter, Chuck: 1978-79-80-81
 Slay, Darel: 2002-03
 Sligh, C.E.: 1909
 Sligh, Thomas: 1905
 Sligh, Waldeck: 1911-12-13
 Smalls, Demetrius: 2017
 Smelley, Chris: 2007-08
 Smith, Anthony: 1983-84-85-86
 Smith, Barney: 1928
 Smith, Bumey: 1919
 Smith, Cam: 2020-21-22
 Smith, Danny: 1984-85-86-87
 Smith: DeAngelo: 2011-12
 Smith: D.J.: 2014-15-16-17
 Smith, DQ: 2022
 Smith, E.Z.: 1973-74-75
 Smith, Ed: 1918-19-20
 Smith, Elliot: 1994-95
 Smith, George: 1982
 Smith, Horace: 1978-79-80-81
 Smith, Jamari: 2013, 2015-16
 Smith, Joe: 1975
 Smith, Jule: 1964-65
 Smith, Kobe: 2016-17-18-19
 Smith, Kwinton: 2013
 Smith, Larry: 1949-50-51
 Smith, OrTre: 2017, 2019, 2021
 Smith, Quin: 2009-10-11-12
 Smith, Robert: 1993, 1995
 Smith, Ronnie: 1992-93-94-95
 Smith, Shaun: 2001
 Smith, Shi: 2017-18-19-20
 Smith, Sydney: 1902
 Smoake, Tommy: 1980
 Snead, Cedrick: 2009-10
 Snell, Fred: 1939
 Snider, Robert: 1937
 Snipes, W.E.: 1921-22-23
 Snoddy, Fred: 1942
 Snyder, Tom: 1959-60
 Sohm, Howard: 1959-60
 Soles, Jerry: 1963-64, 1966
 Somma, Don: 1965-66-67
 Sorensen, Justin: 2006-07-08
 Sossamon, Lou: 1940-41-42
 South, Dan: 1958
 South, Harry: 1981-82-83-84
 Sowell, Dave: 1959-60-61
 Sparks, Dave: 1948-49-50
 Spaulding, David: 2021-22
 Spearman, Andrey: 1996-97-98
 Spears, Stan: 1957-58
 Spikes, Carlos: 1998-99-2000-01
 Spinks, Randy: 1973
 Sport, Will: 2012-13-14-15
 Spurrier, Scott: 2008-09
 Stackhouse, Isaac: 2003
 Stadnik, Brock: 2013-14-15
 Stadnik, Clayton: 2013-14-15
 Stafford, Lanard: 2005-06-07
 Staley, Damani: 2017-18-19-20-21
 Staley, Duce: 1995-96
 Staley, Frank: 1959-60-61
 Stallworth, Taylor: 2014-15-16-17
 Stamper, John: 1998-99-2000-01
 Stanley, Donnell: 2015, 17-18-19
 Stasica, Stan: 1941
 Stephens, Billy: 1949-50-51
 Stephens, Calvin: 1987-88-89-90
 Stephens, David: 1992
 Stephens, Paul: 1949-50-51
 Stephens, Stevie: 1975-76
 Sterling, Aaron: 2017-18-19-20-21
 Sterling, Shawn: 1992
 Stevens, Al: 1978-79
 Stevenson, Scott: 1983
 Stevenson, Tom: 1942-43
 Steward, Charles: 1989-90
 Stewart, Darian: 2006-07-08-09
 Stewart, Don: 1974, 1976-77
 Stewart, Harry: 1949-50-51
 Stillwell, Ed: 1935, 1937
 Stillwell, Robert: 1935, 1937

Stirlino, Mike: 1971
 Stoddard, Bob: 1927-28
 Stoddard, Hugh S.: 1928-29
 Stogner, Austin: 2022
 Stokes, Earnest Weston: 1935
 Stone, Mack: 1970-71
 Stoney, A. Burnet: 1912-13-14
 Stowers, Romel: 1996
 Strachan, Jordan: 2021
 Straughter, Tony: 2009-10
 Strickland, Bishop: 1947-48-49-50
 Strickland, Joe: 1997-98-99
 Strickland, John: 2001-02-03-04
 Strickland, W.L.: 1957-58-59
 Strickland, Seth: 2010-11-12
 Strobel, Jim: 1944-45
 Stroud, Heber (Rock): 1937-38-39
 Stroud, Roy: 1931-32-33
 Strowder, Steve: 1986-87-88
 Succop, Ryan: 2005-06-07-08
 Suggs, Tommy: 1968-69-70
 Sullivan, Eric: 1992-93-94-95
 Sullivan, Keris: 1996-97-98
 Summers, Demetris: 2003-04
 Sumpter, James: 1981-82-83-84
 Surratt, Cedric: 1989-90-91-92
 Surratt, J.T.: 2012-13-14
 Suttle, Ben: 1944
 Sutton, Chaz: 2010-11-12-13
 Swearingin, G. T.: 1898-99
 Swearingin, D.J.: 2009-10-11-12
 Sweet, Richard: 1989-90-91
 Swinehart, Steve: 1979
 Swink, Marion: 1923-24-25
 Swink, W.W. (Red): 1925-26-27

-T-

Talley, Andrew: 1917
 Talley, Rod: 2015-16
 Tandy, Al: 1976-77
 Taneyhill, Steve: 1992-93-94-95
 Tanner, John: 1980-81-82
 Tarbush, Tami: 1975-76-77
 Tarrer, Bill: 1954-55
 Tate, Bruce: 1941-42
 Tayloe, Hinton: 1982-83-84
 Taylor, Benjamin: 1935
 Taylor, Conley: 1959-60-61
 Taylor, David: 1988-89
 Taylor: Devin: 2009-10-11-12
 Taylor, Gerrick: 1994-95-96-97
 Taylor, Henry: 1994-95-96-97
 Taylor, Lorenzo: 1935
 Taylor, Sam: 1984-85, 1987
 Taylor, Zack: 1950-51
 Teague, Jeff: 1983-84
 Telfort, Woody: 2003-04
 Tentyon, Deron: 2003
 Terrell, Chad: 2017, 2019
 Teston, Randy: 1979, 1980
 Tharpe, Mack Lee: 1968-69-70
 Theusen, Dick: 1955
 Thind: Gurminder: 2006-07
 Thomas, Brad: 1976
 Thomas, Bryan: 2022
 Thomas, Carlos: 2005-06-07-08
 Thomas, Dennis: 1998-99-2000
 Thomas, Floyd: 1925-26-27
 Thomas, Jim: 1982
 Thomas, Keir: 2016-17-18, 2020
 Thomas, Matthew: 2001-02-03-04
 Thomas, Rod: 1999-2000-01-03
 Thomas, Scott: 1973-74-75
 Thomas, Skeets: 1987, 1989
 Thomas, Troy: 1980-81-82
 Thomas, W. Harris: 1919-20
 Thompson, Buck: 1972-73-74
 Thompson, Dylan: 2011-12-13-14
 Thompson, Eldridge: 2017, 2019
 Thompson, James: 2004-05-07
 Thompson, Moe: 2002-03-04
 Thorman, Phil: 1965
 Thomsen, Byran: 1991-92
 Thorne, Preston: 2001-02-03-04
 Thornton, Fleming: 1943
 Thrash, Pat: 1943-44-45-46
 Timmerman, John: 1959
 Timmons, Neal: 1978-79

Timmons, Herbert: 1919
 Tisdale, Mike: 1976-77
 Tobias, Ashley (Pat): 1935-36-37
 Todd, Joe: 1985-86-87
 Tolbert, Mike: 1987-88, 1990
 Tominack, John: 1944
 Tomlin, Donald: 1935
 Tommie, Will: 2018-19
 Trachan, Keshawn: 2020
 Tope, Jeff: 1970
 Torrance, Homer: 1997-98
 Townsend, Scott: 1965, 1967
 Toy, Roger: 1971-72-73
 Trafford, Rod: 1999-2000-01
 Trevillian, Tom: 1969-70
 Triglia, Mike: 2009-10
 Troup, Bill: 1972
 Troupe, Joe: 1993-94-95-96
 Truby, Dave: 1963, 1965
 Tucker, Chris: 2004-05
 Tucker Wayne: 1964-65
 Turman, Daccus: 2002-03-04-05
 Turner, A.J.: 2016-17-18-19
 Turner, Charles: 2007-08-09-10
 Turner Fritz: 1935-36
 Turner, Hart: 2000-01-02-03
 Turner, Jim: 1980
 Turner, Park: 1960
 Turner, Pat: 1986-88-89
 Turner, Roy (Rabbit): 1931-32
 Turnetine, Jazston: 2020-21
 Turnipseed, David: 1991-92-93-94
 Tyler, Tremain: 2002-03-04-05

-U-

Unitas, Joey: 1997
 Urban, Alex (Jeep): 1938, 1940
 Urban, Frank: 1936-37-38
 Urbanyi, Arthur: 1936
 Urich, Jay: 2019
 Urquhart Jim: 1933
 Usher, Al: 1968, 1970-71

-V-

Valentine, Ranzino: 2007
 Vann, Josh: 2018-19-20-21-22
 Vargo, Mike: 1980-81
 Vaughn, Chris: 2010
 Vaughn, Timmy: 1981
 Veal, Dylan: 1990
 Veal, Nat: 1977-78
 Vella, Pat: 1949
 Verner, Jim: 1897-98
 Verner, J.S.: 1926
 Vickers, Sammy: 1956-57
 Vinson, Preston: 1997
 Vogel, Paul: 1981-82-83-84
 Von Kolnitz, Alfred (Fritz): 1911-12

-W-

Wade, Chris: 1982-83-84
 Wade, Scott: 1978-79
 Wade, Steve: 1971-72
 Wadiak, Steve: 1948-49-50-51
 Wadley, Shannon: 1998-99-2000
 Wagnon, Gene: 1943
 Waite, Alex: 1919-20-21
 Waldrop, Cody: 2013-14-15
 Walker, Antonio: 1988-89-90-91
 Walker, Buckley: 1957-58
 Walker, Chad: 2003
 Walker, Dakota: 2005-06
 Walker, Joe: 1943
 Walker, Max: 1946-47
 Walker, Rodney: 1985-86
 Walker, Tony: 1982
 Walkup, Ken: 1968-69-70
 Wallace, Bobby: 2005-06, 2008
 Wallace, J.W.: 1923
 Wallace, Phil: 1971-72-73
 Walsh, Jim: 1980, 1982-83-84
 Walton, Jonathan: 2013-14-15-16
 Wannamaker, Tyshawn: 2021-22
 Ware, Darryle: 2021-22
 Waring, Clark: 1959-60-61
 Waring, Clark D.: 1916-17-18
 Waring, Robert: 1916
 Waring, Wingate: 1909

Warren, Phil: 1943
 Warren, Tom: 1943
 Washington, Ben: 1994-95-96-97
 Washington, Jesse: 1997
 Washington, Mike: 1992-93-94-95
 Watkins, Rokevious: 2010-11
 Watkins, Tony: 1991-92-93-94
 Watson, Derek: 1999-2000-01
 Watson, George: 1926
 Watson, Gillis: 1929-30
 Watson, Hoyt: 1911
 Watson, Ken: 1988-89-90
 Watson, Pat: 1967-68-69
 Watson, Roscoe: 1976-77, 1979
 Watts, Jeff: 1976
 Weaver, Daniel: 2001-02-03
 Weaver, Emanuel: 1980-81
 Webb, Kenneth: 1939
 Webb, M.J.: 2018, 2020-21-22
 Webb, Roy: 1961
 Webb, Tanny: 1912-13
 Wehman, E.E.: 1913
 Wehmeyer, Bob: 1966
 Weir, Jim: 1939
 Welch, Greg: 1985
 Welch, Tony: 1946
 Wells, Antwane: 2022
 Wells, Cody: 2004-05-06-07
 Wessinger, Chalmers: 1907
 West, Carl: 1980, 1982
 West, Mike: 2005-06-07
 Westmoreland, Donovan: 2022
 Weston, Bill: 1953-54-55
 Weston, Bully: 1917-18
 Weston, Nelson: 1955-56-57
 Wharton, Travelle: 2000-01-02-03
 Wheat, Ken: 1969-70-71
 Wheeler, Joe: 1920-21-22-23
 Wheeler, Randy: 1993-94-95-96
 White, Chris: 2003-04-05-06
 White, Homer: 1904
 White, Kevin: 1984-85-86-87
 White, Parker: 2017-18-19-20-21
 White, Roger: 1955
 White, ZaQuandre: 2020-21
 Whitecavage, Leon: 1975
 Whitehurst, Kane: 2013-14
 Whitfield, Travis: 1994-95-96-97
 Whiteside, Noah: 2003-04-05-06
 Whitlock, C.C.: 2008-09-10-11
 Whitlow, Boosie: 2015
 Whitman, Mike: 1990-91-92
 Whitner, W.C. (Crip): 1909-10-11
 Wiggins, Lee: 1994-95-96-97
 Wilburn, J.R.: 1963-64-65
 Wilburn, Terry: 1991-92
 Wilder, Antoine, 2016-17
 Wilds, Brandon: 2011, 2013-14-15
 Wilds, John: 1902-03
 Wilds, S.H.: 1903-04-05
 Wilkes, Del: 1980-81, 1983-84
 Wilkins, David: 2013
 Willard, Henry: 1931-32-33
 Williams, Addison: 2007-08
 Williams, Boo: 1996-97-98-99
 Williams, Brison: 2011-12-13-14
 Williams, Cedric: 1999-2000-01-02
 Williams, Charley: 1961-62-63
 Williams, Clarence: 1974-75-76
 Williams, C.R.: 1903
 Williams, Curtis (Cooter): 65-66-67
 Williams, David: 2014-15-16
 Williams, Debo: 2021-22
 Williams, Drew: 2013-14-15-16
 Williams, Gerald: 1988
 Williams, Irving (Buck): 1943
 Williams, Jamyest: 2017-18
 Williams, J.B.: 1935-36-37-38
 Williams, Jimmy: 1959
 Williams, Jonathan: 2007-08
 Williams, Lenny: 1999-2000-01-02
 Williams, Marc: 2004
 Williams, Mike: 1978
 Williams, Paul: 1980
 Williams, Randy: 1970
 Williams, Rex: 1937
 Williams, Stephane: 1987-88-89
 Williams, Ty/Son: 2017-18

Williams, Vernon: 1965
 Williams, W. T.: 1978-79
 Williams, Y.S. Yates: 1928-29-30
 Williamson, Blake: 1992-93-94
 Williamson, Troy: 2002-03-04
 Wilson, Brice: 1976
 Wilson, C.A.: 1972-73-74
 Wilson, Dalton: 2009-10-11
 Wilson, Ed: 1952-53
 Wilson, Eugene: 1977
 Wilson, Gene: 1951-52-53
 Wilson, Kurt: 1986-87-88, 1990
 Wilson, Rachad: 1997-98
 Wilson, Rodrigues: 2001-02-03-04
 Wilson, Roger (Red): 1946-47-48-49
 Wilson, Shaq: 2008-09-11-12
 Wimberly, Bob: 1925-26-27-28
 Windsor, Scott: 1986-87-88-89
 Windus, Mike: 1927, 1929
 Winfield, Alonzo: 2008-09-10
 Wingfield Jr., Emmett: 1925-26-27
 Wingard, Carl: 1929
 Wingard, Joe: 1968-69-70
 Wingard, Ted: 1965-66
 Wingard, Tom: 1966-67
 Withers, H.N.: 1899-1900
 Withers, John: 1902
 Witherspoon, James H.: 1899
 Witherspoon, Jerry: 1972-73-74
 Witt, Gene: 1951-52
 Witt, Gerald: 1972, 1974
 Wohrman, Bill: 1952-53-54
 Wolf, Grayson: 1931-32
 Wolf, Harry Jr.: 1927-28
 Womble, Carl: 1983-84
 Wonnum, D.J.: 2016-17-18-19
 Wonnum, Dylan: 2018-19-20-21-22
 Wood, Robert: 1972
 Woodard, Theartis: 1987-88
 Woodlee, Tommy: 1950, 1954
 Woodson, Albert: 1922
 Woodson, Stoney: 2005-06-07-08
 Woodley, Glenn: 1983-84
 Woodrow, McMaster: 1911
 Woolbright, Cecil: 1947-48
 Woolbright, Marty: 1971-72-73
 Woolbright, Roger: 1974, 1977-78
 Wooten, Jay: 2010-11
 Woznick, Alexander: 2017
 Wright, Anthony: 1995-96-97-98
 Wright, Frank: 1981-82-83-84
 Wright, George: 1948-49
 Wright, Greg: 2006-07
 Wright, Jack: 1923, 1925
 Wright, Jake: 1969
 Wright, Johnnie: 1977-78, 1980-81
 Wright, Larry: 1992-93
 Wunder, John: 1990-91
 Wyman, Benjamin: 1903
 Wyman, James: 1903
 Wylie, J.A.: 1930

-Y-

Yancey, Hogan L.: 1900
 Yates, Adam: 2009-12
 Yoakum, Randy: 1968-69
 Yonce, Walker: 1932-33
 Yongue, Damian: 1994
 Young, Benji: 1992-94-95-96
 Young, Jackie: 1970-71
 Young, Malik: 2016-17-18
 Young, Steve: 1973-74-75

-Z-

Zanders, Zip: 1986
 Zandi, Mason: 2013-14-15-16
 Zeigler, Fred: 1967-68-69
 Zimmerman, D.M.: 1899
 Zipperly, Tom: 1972-73-74
 Zobel, Edwin: 1927-28-29



Since the University of South Carolina Athletic Hall of Fame was created in 1967, 213 members have been selected by the University of South Carolina Association of Lettermen.

1967: Earl Clary, Sam Daniel, Freddie Tompkins, Alfred H. Von Kolnitz, Steve Wadiak
1968: Rex Enright, Luther Hill, Lou Sossamon, Grady Wallace
1969: Fred Hambright, Bill Rogers, Norman Rucks
1970: Ed Boineau, Alex Hawkins, Dick Little
1971: Harold Mauney
1972: Bryant Meeks, McIver Riley
1974: Solomon Blatt, Rutledge L. Osborne
1975: Frank Mincevich, Jim Slaughter, Bishop Strickland
1976: Larry Craig, Frank Jenkins
1977: Dan Reeves
1979: Bobby Bryant, John Roche, Larry Smith
1980: Leon Cunningham, Frank McGuire
1985: Jeff Grantz
1987: George Rogers
1988: Alex English
1989: Earl Bass, T. Allen Legare, Tommy Suggs

1991: King Dixon, Billy Gambrell, Hank Small
1993: Sheila Foster, Bob Fulton, Dominic Fусci, Tatum Gressette
1995: Martha Parker, Mackie Prickett, Fred Zeigler
1997: Skip Harlicka, Jim Moss, Earl Dunham
1998: Dickie Harris, Kevin Joyce
1999: Roger Wilson, Bill Wohrman, Jack Thompson
2000: Johnny Gramling, June Raines, Sterling Sharpe
2001: Bobby Heald, Allen Powers, Tom Price, Art Whisnant
2002: Ronnie Collins, Zam Fredrick, Harold Green, Kevin Long, Ed Pitts, Rick Sanford
2003: Clyde "Mule" Bennett, Robert Brooks, Brad Edwards, Weldon B. "Sarge" Frye, Gary Gregor, Warren Muir, Katrina Anderson Sacoco, James Seawright
2004: Ray Avant, Brandon Bennett, Shannon Johnson, Trinity Johnson, Tom Owens, Bobby Richardson, Mac White, J.R. Wilburn
2005: Sam DeLuca, Dawn Ellerbe, Todd Ellis, Bob Gressette, Mike McCabe, Jim Price

2006: Bob Crombie, Tim Lewis, B.J. McKie, Willie Scott, Steve Taneyhill, Tiffany Tootle, Terrence Trammell
2007: Kip Bouknight, Charlotte Hamilton (Giese), Wade King, Clint Mathis, Lisa Misipeka
2008: Collin Mackie, Henry Martin, Carl Paulson, Brad Snyder, Emily White, Clarence Williams, Brian Winters, Josh Wolff
2009: Marty Baltzegar, Tom Riker, Art Swarts, Kyle Thompson, Harold White, Tonique Williams-Darling
2010: Doug Allison, Aleen Bailey, Weems Baskin, Ashley Edlund (Heidtke), Kristy McPherson, Andrew Provence, John Saunders, Fred Wadsworth
2011: Mike Cook, Kent DeMars, J.D. Fuller, Otis Harris, Jeff Kefalos, Siew Ai Lim, Melvin Watson
2012: Thomas Dendy, Paul Dietzel, Jay Lynn Hodgkin, Heather Larkin, John LeHeup, Steve Liebler, Warren Lipka
2013: Jake Bodkin, Chris Boyle, Dave DeCamilla, Arlo Elkins, Charmaine Howell, Megan Matthews, Drew Meyer, Max Runager

2014: Charles Arndt, Zola Davis, Mike Dunleavy, Darlene Lowery, Jennie Ondo Lloyd, Landon Powell, Seth Rose
2015: Miki Barber, Mark Berson, Sheldon Brown, Devan Downey, David Marchbanks, Kenny McKinley, Karen Sanchelli, Greg Ward
2016: Ryan Bordenick, Shonda Cole, Bo Davies, Jimmy Mitchell, Sidney Rice, David Seawell, Justin Smoak, Jim Carlen, Billy Laval
2017: Chuck Allen, Bill Currier, Larry Davis, Randy Martz, Jamar Nesbit, Eric Norwood, Tricia Popowski, Jennifer Van Assen (Brunelli)
2019: Gary Binfield, Kristi Coggins, Rashad Faison, Joe Grugan, Marcus Lattimore, Cally Plummer, Jim Schaper, Derick Urquhart, Harry Wolf
2021: John Abraham, Mike Durrah, Dr. Mike McGee, Michael Roth, Connor Shaw, Brantley Southers, Scotti Ward, Kim Hudson Williams, Ron Willis, Nancy Wilson
2022: Laura Bernstein (Kassirer), Joyce Compton, LaShinda Demus, Otukile Lekote, Blakely Mattern, Corey Miller, Matt Price, Del Wilkes
2023: Allison Brennan, Ernest Dye, Eric Ecker, Shaun Gortman, Wallie Jones, Chris Mayotte, Kim Pietro, Demetria Washington

NOTE: Below are bios of those University of South Carolina Hall of Famers who are recognized because of their achievements in football. Bios of all of the Hall of Famers can be found on the official website of South Carolina Athletics, GamecocksOnline.com.

JOHN ABRAHAM (2021) Football • 1996-99

After playing just one year of high school football, became a disruptive force on defense... logged 23.5 sacks during his Gamecock career, while leading the team in sacks in all four seasons... earned second-team all-SEC honors in 1999... a first-round selection in the 2000 NFL Draft, went on to play 15 seasons in the NFL, earning first-team All-Pro three times and appearing in five Pro Bowls.

CHUCK ALLEN (2017) Football • 1977-80 Board of Trustees • 2008-Current

Outstanding defensive tackle who helped lead Carolina to the 1979 Hall of Fame Bowl and the 1980 Gator Bowl... served as a team captain in 1980... has been a tireless supporter of Gamecock Athletics and the University since that time, most notably as a member of the Board of Trustees since 2008.

BRANDON BENNETT (2004) Football • 1991-94

USC's second-leading career rusher with 3,005 yards... holds the single game rushing mark of 278 yards in 1991... finished his career with the most pass receptions (111) for a USC running back.

CLYDE "MULE" BENNETT (2003) Football • 1951-53

Played both offense and defense as a two-way end at USC ... earned All-Atlantic Coast Conference honors and third-team A.P. All-America honors in 1953 as a top pass receiver ... played one season for the Ottawa Rough Riders of the Canadian Football League before beginning a career in the U.S. Air Force ... was a retired USAF colonel before passing away in 2021 at the age of 89.

JAKE BODKIN (2013) Football • 1958-60

Offensive lineman who was voted first-team All-ACC in 1960 after earning second-team honors in 1959... won the Jacobs Blocking Trophy for the Palmetto state in 1960... drafted by Buffalo.

ED BOINEAU (1970) Football • 1928-30

Three-year football letterman... nickname was "Bru"... helped the Gamecocks to three consecutive winning

campaigns and a three-year total 18-11-2 mark.

ROBERT BROOKS (2003) Football • 1988-91

Logged 156 career catches for 2,211 yards... was a Freshman All-America selection by The Sporting News in 1988... finished his career with a school record 19 touchdown receptions... played seven seasons for the Green Bay Packers (1992-98) and was part of Super Bowl XXXI championship team... credited with start of the "Lambeau Leap."

SHELDON BROWN (2015) Football • 1998-2001

Earned first-team All-America honors in 2000 and was a third-team All-America honoree in 2001... was an All-SEC selection in 2000 and 2001 and was a member of the back-to-back Outback Bowl teams... a second round selection in the 2002 NFL Draft who had an 11-year pro career with the Eagles and Browns.

BOBBY BRYANT (1979) Football • 1964-66 Baseball • 1965-67

Named a first-team All-America as a defensive back in 1966 by the New York Daily News and by the Detroit Sports Extra... All-Atlantic Coast Conference in 1966... won the Anthony J. McKelvin Award in 1967 as the outstanding athlete in the ACC... holds the school

record for the longest punt return (98 yards vs. N.C. State, 1966)... lettered in football in 1964-66 and in baseball in 1965-67... played in the 1967 Hula Bowl... played for the NFL Minnesota Vikings from 1968-81... drafted by the New York Yankees and the Boston Red Sox in baseball... the first pitcher at USC to strike out 100 batters in a season.

JIM CARLEN (2016) Football Coach/AD • 1975-81

Carolina's second-winningest coach with a 45-36-1 record at the end of his tenure... led team to three bowl games... Gamecocks had played in two bowl games prior to his arrival... teams pulled off some of its most impressive victories... 1980 team won at Michigan, 17-14, over a team that would go 10-2 and win the Rose Bowl... In 1981, went to Chapel Hill and whipped previously undefeated and third-ranked North Carolina, 31-13... recruited George Rogers, the only Heisman Trophy winner in school history... also recruited three players who would become first round NFL draft picks (Rogers, Rick Sanford and Willie Scott)... no University of South Carolina player had been drafted in the first round prior to his arrival.

EARL CLARY (1967) Football • 1931-33

The "Gaffney Ghost" lettered three times and was named All-Southern in

1933 as a running back... Gamecocks compiled a 16-11-4 mark during his career, including a 3-0 mark vs. Clemson.

LARRY CRAIG (1976)
Football • 1935-38

Named All-Southern Conference as an end... lettered all four years... played professionally for the NFL Green Bay Packers (1939-49).

LEON CUNNINGHAM (1980)
Football • 1951-54

Selected as an All-America center in 1953 by *True* magazine... also named a third-team All-America by the Associated Press and by the National Editorial Alliance in 1954... tabbed an All-Southern Conference linebacker in 1952... named All-ACC in 1953 and 1954 as a center... lettered all four seasons... played professionally with Detroit in 1955.

BILL CURRIER (2017)
Football • 1974-76

Defensive back who was named the defensive captain and garnered Steve Wadiak MVP honors in 1976... earned All-South Independent honors, and represented Carolina in the 1976 Blue-Gray post-season All-Star Game... drafted by Houston in 1977 and spent nine seasons in the NFL with the Oilers, Patriots, and New York Giants... was the Giants' defensive captain for the final five years of his NFL career... has been inducted into the state of South Carolina Hall of Fame and the state of Maryland Hall of Fame.

BO DAVIES (2016)
Football • 1969-71

Held the school record with 14 career interceptions upon his induction in 2016... helped Paul Dietzel's team to the 1969 ACC championship... played for Paul "Bear" Bryant in the Coaches All-America game... selected by the Saints in the fifth round of the 1972 NFL Draft.

ZOLA DAVIS (2014)
Football • 1995-98

Caught 164 passes for 2,354 yards... scored 17 touchdowns... best game was a 14-catch, 206-yard effort vs. Vanderbilt... ranks fourth in the Gamecock record book for career receptions and yards gained... had over 100 yards receiving in a game eight times.

DAVE DECAMILLA (2013)
Football • 1968-70

Anchored the offensive line from 1968-70... named first-team All-ACC in both 1969 and 1970 and was a member of the 1969 ACC Championship squad.

SAM DELUCA (2005)
Football • 1954-56

A third-team AP All-American and on the 33-man Paul Williamson All-America team as a senior tackle... won the Jacobs Blocking Trophy... played for San Diego in the AFL and the New York Jets... a member of the South Carolina Athletic Hall of Fame.

THOMAS DENDY (2012)
Football • 1982-85

Rushed for 2,767 yards, the fifth-best mark in school history... averaged 5.6 yards per carry, second on the all-time list, on 494 rushing attempts... scored 18 rushing touchdowns and had four runs of 57 yards or longer during his career.

PAUL DIETZEL (2012)
Football/AD • 1966-74

Credited with changing the culture of South Carolina Athletics in the late 1960s and early '70s... initiated an upgrade plan for all athletic facilities, including "The Roost" athletic dorm and enlarging the football stadium... wrote the Carolina Fight Song which is still used today... mandated the recruitment of black athletes in all sports at Carolina and signed the first black athlete to a football scholarship in 1970... coached the football team to its only conference championship in 1969 by going undefeated in the ACC... posted a 5-0 record against the rival Tar Heels in the "Battle of the Carolinas"... hired Bobby Richardson, vaulting Carolina into national baseball prominence.

KING DIXON (1991)
Football • 1956-58
Athletics Director • 1988-92

Outstanding halfback who was a tri-captain in 1958... co-captain of the South team in the North-South Shrine Game... graduated cum laude in 1959 with a B.A. in political science... Phi Beta Kappa honor society member... after graduation he built a distinguished 22-year career in the Marines, retiring with rank of lieutenant colonel... earned many military decorations, including the Bronze Star, the Navy Commendation Medal with Combat V for Heroic Services and the Vietnamese Cross of Gallantry with Silver Star... Carolina's athletics director from 1988-92.

EARL DUNHAM (1997)
Football • 1941-42, 1946
Basketball • 1941-43, 1947
Baseball • 1941-43, 1947

Letterman in three different sports... is the only player in school history to be named captain of the football, basketball and baseball teams in a single year... collegiate career was interrupted by World War II... had a 42-month stint as a paratrooper... earned honorable mention All-America honors on the gridiron upon his return.

MIKE DURRAH (2021)
Football • 1980-83

Lettered at linebacker for the Gamecocks from 1980-83, recording 396 tackles, which still ranks third on the school's all-time list... was recognized on the All-South Independent team following his senior season after recording a school record 179 tackles.

ERNEST DYE (2023)
Football • 1984-87

Played two years at South Carolina after transferring from JUCO... an offensive lineman, he earned first-team

All-SEC recognition in his senior season, becoming the first Gamecock to garner first-team All-SEC honors... drafted by the Phoenix Cardinals with the 18th pick in the first round of the 1993 NFL Draft... played from 1993 to 1998 for the Cardinals before his career came to an end in 1999 after he was seriously injured in an automobile accident.

BRAD EDWARDS (2003)
Football • 1984-87

Named second-team All-America by UPI and a third-team selection by the AP in 1987... returned interceptions for touchdown against Clemson in both 1986 and 1987... went on to a 10-year NFL career, playing for the Vikings, Redskins, Falcons and Packers... was part of Redskins Super Bowl XXVI championship team.

TODD ELLIS (2005)
Football • 1986-89

Finished his career as the all-time leading passer and winningest quarterback in Gamecock history... re-wrote the school's passing records during his career where he set more than 20 school passing marks while throwing for 9,953 yards... led USC to the 1987 Gator and 1988 Liberty Bowls... the 1987 squad finished No. 15 in the final national polls... team MVP three times... a graduate of USC Law School.

REX ENRIGHT (1968)
Football/AD • 1938-60

Head football coach from 1938-42 (record: 17-27-4) and from 1946-55 (record: 47-42-3)... career mark was 64-69-7... was athletic director from 1938-60... the South Carolina athletic department office building was named in his honor.

RASHAD FAISON (2019)
Football • 1991-02

Named a Freshman All-American in 1999, Faison is the Carolina school record holder with 247 unassisted career tackles... a defensive back who is seventh in total tackles with 349, 10th in tackles for loss with 27.5, and ranks fourth in school history with 25 career passes broken up.

J.D. FULLER (2011)
Football • 1979-83

Standout linebacker who finished his career and remains the school's all-time leader in career tackles with 405... one of only two players in South Carolina history to record more than 400 tackles in his career ... credited with over 100 tackles in three consecutive seasons (143 in 1981, 131 in 1982 and 121 in 1983).

DOMINIC FUSCI (1993)
Football • 1942-43, 46

Three-year letterman... two-way lineman... led USC to two winning campaigns... also a member of the State of South Carolina Hall of Fame... chosen to the first half-century all-time team during the centennial celebration of Gamecock football in 1992... nickname was "Dynamite."

BILLY GAMBRELL (1991)
Football • 1960-62
Track & Field • 1961

Won the ACC indoor long jump championship in 1961 where he jumped better than 23 feet... racked up over 2,300 yards on the gridiron during his career... played seven seasons of pro football in the NFL with the St. Louis Cardinals and Detroit Lions... also played briefly in the Canadian Football League.

JOHNNY GRAMLING (2000)
Football • 1951-53
Baseball • 1952-53

South Carolina's first passer to surpass 2,000 career yards... passed for 2,007 yards and 18 touchdowns, both career records at the time... career high single game was 227 yards against Wake Forest in 1953... threw four touchdown passes in first half against Furman in 1952... played professionally with Ottawa Roughriders of Canadian Football League in 1954... professional career was cut short by military service in Korean War... lettered two seasons as a pitcher on the baseball team.

JEFF GRANTZ (1985)
Football 1973-75
Baseball 1973-76

Second-team All-America quarterback in 1975... amassed more than 5,000 yards of total offense in his career... ranks among the career leaders in virtually every passing category at South Carolina... led 1975 squad to 7-5 record and Tangerine Bowl berth... co-captain of the 1975 squad... one of the more popular players to ever wear the Garnet and Black... outstanding shortstop and second baseman on the diamond... holds school fielding record for shortstops and second basemen... played on three NCAA playoff clubs, including the 1975 team that advanced to the finals of the College World Series... drafted by the Miami Dolphins.

HAROLD GREEN (2002)
Football • 1986-89

Led the team in rushing for three consecutive years (1987-89)... ranks third all-time at USC in rushing yards with 3,005... rushed for 172 yards vs. Wake Forest on Nov. 11, 1987... played for the NFL's Cincinnati Bengals (1990-96), St. Louis Rams (1996-97) and Atlanta Falcons (1997-98)... a member of the All-South Independent team in 1987 and 1989... his 33 career TDs ties him with George Rogers for second in school history.

BOB GRESSETTE (2005)
Football • 1928-30

Named to an All-American team by an organization board that was headed by Notre Dame Coach Knute Rockne and Pop Warner... coached high school and junior college football.

TATUM GRESSETTE (1993)
Football • 1920-21
Baseball • 1922

Two-year letterman... his drop-kick field goal gave the Gamecocks a 3-0 win over Clemson in 1920... USC also shut



out the Tigers in 1921 while he served as captain... teams compiled a 10-5-2 mark during his career... lettered one season in baseball at first base and his brother Marion played centerfield.

JOE GRUGAN (2019)
Multi-Sport • 1937-41

Spent five different decades either playing, coaching or serving the University in an administrative role... was a star running back in football from 1937-41 for Rex Enright and was a star pitcher and outfielder in baseball for coach "Catfish" Smith... following his military service during the war years, he returned to South Carolina to coach PE, which he did for 25 years... also restructured the USC intramural program, working as its director... served as the head baseball coach, tennis coach and golf coach, as well as assisting on the football and basketball staffs.

FRED HAMBRIGHT (1969)
Football • 1931-33

Won the South Carolina Blocking Trophy in 1931... lettered in football from 1931-33... Gamecocks notched a combined 16-11-4 mark on the gridiron... played pro football with the AAFC New York Yankees in 1937.

DICKIE HARRIS (1998)
Football • 1969-71

Named first-team All-America by the American Football Coaches Association... All-ACC... ranks as one of the top return specialists in school history... accumulated 162 returns (kickoff/punt/interception) for 2,767 yards and six touchdowns (17.1-yard average)... returned a punt 97 yards for a touchdown versus North Carolina in 1970 and had a pair of touchdown returns, one a kickoff return for 96 yards and the other an interception for 94 yards, against Georgia in 1970.

ALEX HAWKINS (1970)
Football • 1956-58

Named the Atlantic Coast Conference Player of the Year in 1958... played halfback... Associated Press Third-Team All-America (1958)... played in the 1959 Senior Bowl... Gamecocks notched a 19-11 mark in his career... rushed for a career-high 129 yards vs. Furman... played pro ball with the NFL Baltimore Colts (1959-65, 1967) and Atlanta Falcons (1966).

LUTHER HILL (1968)
Football • 1911-15

First one sport, five-year letterman in South Carolina history... nickname was "Luke"... coached by John H. Neff and N.B. Edgerton... helped the Gamecocks to three winning campaigns and an overall record of 20-17-5.

JAY LYNN HODGIN (2012)
Football • 1972-74

Rushed for 2,478 yards, averaging 4.8 yards per carry during his three-year varsity career... scored 22 rushing touchdowns... returned a kickoff for a touchdown in the Houston Astrodome in 1973... scored three TDs against Clemson during his career.

MARCUS LATTIMORE (2019)
Football • 2010-12

Despite an abbreviated career due to injury, ranks sixth on the school's all-time rushing list with 2,677 yards, and owns the school record for both rushing touchdowns (38) and touchdowns scored (41)... best season came as a freshman in 2010 when he rushed for 1,197 yards while being a unanimous selection as a Freshman All-American... was a fourth-round pick by the San Francisco 49ers in the 2013 NFL Draft.

BILLY LAVAL (2016)
Football Coach • 1928-34
Baseball Coach • 1928-34
Basketball Coach • 1932-33

First football coach in Carolina history to produce seven-consecutive winning seasons, a feat only matched by Steve Spurrier... asked to coach the basketball team for the 1932-33 season and won the Southern Conference championship that season... title was Carolina's only basketball championship until Frank McGuire won the ACC in 1971... of the head baseball coaches at Carolina who have coached over 50 games, Laval holds the all-time top winning percentage, as his teams from 1928-1934 went 89-33-1 for a .728 mark.

JOHN LEHEUP (2012)
Football • 1970-72

Named to the first team Coaches All-American squad in 1972... head coach Paul Dietzel said, "John LeHeup is the best defensive tackle I have ever coached. If I have ever seen an All-American, John LeHeup is one."

KEVIN LONG (2002)
Football • 1974-76

Led the team in rushing in 1975 with 1,133 yards, the fifth best mark in USC history, averaging six yards per carry... registered six games with 100+ yards... posted a career-high 160 yards against N.C. State on Nov. 1, 1975... ranks in the top-10 in yards per carry with 5.3... played for the New York Jets from 1977 to 1981... also played in the USFL in 1983 (Chicago) and 1984-85 (Arizona).

COLLIN MACKIE (2009)
Football • 1987-90

A local product from Irmo... accumulated 330 points... has the most productive seasons ever for field goals, booting 25 in 1987... is the school leader in career field goals made with 72... kicked a school record five field goals in a 29-10 win over West Virginia in 1990.

HAROLD MAUNEY (1971)
Football • 1932-34

Gridiron letterman from 1932-34... played for Coach Billy Laval... the Gamecocks posted winning marks all three seasons for a career record total of 16-11-3.

MIKE MCCABE (2005)
Football • 1973-75

Won the Jacobs Blocking Trophy... fans picked him on the Post World War II USC team... a 6-5, 250-pound center who was from Knoxville, Tenn... one

of 10 children... all nine other siblings went to the Tennessee... father was originally from South Carolina.

KENNY MCKINLEY (2015)
Football • 2005-08

Finished his career as South Carolina's all-time leader in pass receptions with 207 in a four-year career and second only to Alshon Jeffery in yards receiving with 2,781... caught 19 career touchdown passes and holds the Carolina record with 43 consecutive games with a reception.

BRYANT MEEKS JR. (1972)
Football • 1945-46

Tabbed All-Southern Conference as a center in 1946... nickname was "Meatball"... Associated Press second-team All-America in 1946... lettered in 1945 and 1946... played for Johnnie McMillan in 1945 and Rex Enright in 1946... played pro football with the NFL Pittsburgh Steelers in 1947 and 1948.

COREY MILLER (2022)
Football • 1987-90

Standout defensive end for the Gamecocks from Pageland, S.C., who went on to a successful NFL career... earned All-South Independent honors as a defensive end in both 1989 and 1990... totaled 187 tackles with 15.0 tackles for loss and 10.0 sacks... selected as Carolina's Outstanding Defensive Player in 1989 and a team captain in 1990... played in the Blue-Gray All-Star game... selected by the New York Giants in the sixth round of the 1991 NFL Draft... logged seven seasons with the Giants before wrapping up his playing days with the Minnesota Vikings.

FRANK MINCEVICH (1975)
Football • 1952-54

Selected first-team All-America in 1954 by the FWAA... was an All-Atlantic Coast Conference guard during the 1953 and 1954 seasons... South Carolina compiled an 18-12 mark in his career... played in the 1954 North-South Shrine Bowl and the 1955 Senior Bowl.

JIMMY MITCHELL (2016)
Football • 1969-71

A first-team All-ACC receiver... keyed many Gamecock victories with touchdown catches or punt returns... in October 1969, Mitchell's 72-yard punt return for a touchdown beat N.C. State and kept Carolina perfect in the ACC... earned honorable mention All-America honors in both 1970 and 1971... ended his career as the Gamecocks' second all-time receiver in catches, yards and touchdowns... averaged 16.4 yards per reception on 90 catches for his career.

JIM MOSS (1997)
Football • 1960-62

Three-year letterman at tackle on the gridiron... two-time All-ACC selection (1961 and 1962)... two-time winner of the Jacobs Blocking Trophy (1961, 1962) as the best blocker in the state of South Carolina, as voted by sportswriters... played in the Blue-Gray All-Star game after his senior season (1962).

WARREN MUIR (2003)
Football • 1967-69

First-team Coaches All-American in 1969... rushed for 969 yards in 1969... amassed 2,234 career rushing yards... led USC to the 1969 ACC Championship and Peach Bowl berth... Coach Paul Dietzel called him "the toughest inside runner in college football."

JAMAR NESBIT (2017)
Football • 1995-98

Offensive tackle who was a three-time All-SEC performer, earning recognition in 1996, 97 and '98 after being named to the SEC All-Freshman squad in 1995... recognized by the SEC for his community service work and was named to the 11-member Chick-fil-A "Good Works Team" in 1996... spent 11 years in the NFL with the Carolina Panthers and New Orleans Saints.

ERIC NORWOOD (2017)
Football • 2006-09

Named first-team All-America in 2009 by both the Associated Press and the Walter Camp Foundation as an outside linebacker... was a three-time All-SEC first-team selection by the coaches, twice by the Associated Press, and named a Freshman All American by the Sporting News in 2006... served as a team captain in both 2008 and 2009... is the school record holder in tackles for loss in a career with 54.5, and for sacks in a career with 29.0... earned numerous national and conference Defensive Player-of-the-Week awards, as well as tying a national record by returning two fumbles for touchdowns against Kentucky in 2007... played in the NFL for the Carolina Panthers and in the Canadian Football League

ED PITTS (2002)
Football • 1957-59

Team captain in 1959... outstanding tackle... member of the Paul Williamson All-America Team in 1959... selected to the All-Atlantic Coast Conference first team in 1958 and 1959... former executive director of the Gamecock Club.

MACKIE PRICKETT (1995)
Football • 1954-56

Compiled a 16-13 record as a starting quarterback... entered his first varsity game against nationally-ranked Army and engineered a 95-yard scoring drive to propel USC to a 34-20 come-from-behind win... was a full-time starter his junior and senior seasons and shared the starting role as a sophomore... led USC to a 7-3 record as a senior and the school's first win over Duke in over 25 years... led the '56 team in scoring and played in the Blue-Gray All-Star game.

ANDREW PROVENCE (2010)
Football • 1980-82

One of only two players to record 400 or more tackles during his career, finishing with 401... also ranked second in tackles for loss (35.0) and in sacks (26.0)... set the single-season sacks record with 10.0 in 1982... led the team in tackles in both 1981 and '82... named to the Modern Era All-Time Team... named

to *The Sporting News* All-America team in 1982... named third-team Associated Press All-American in 1982... selected to play in the Senior Bowl... drafted by Atlanta in the third round of the 1983 NFL Draft.

DAN REEVES (1977)
Football • 1962-64

Lettered in 1962-63-64... played quarterback for Coach Marvin Bass... has been an NFL head coach for the Denver Broncos, New York Giants and Atlanta Falcons... also was an assistant coach with the NFL Dallas Cowboys... was a running back for the Cowboys from 1965-72.

SIDNEY RICE (2016)
Football • 2005-06

A first-team All-SEC receiver and earned Freshman All-America honors... caught 142 passes in just a two-year career before becoming a star in the NFL... hauled in 23 touchdown passes in his career, which includes a school-record 5 in one game... career receiving totaled 2,233 yards with an impressive 15.7 yards per catch.

BILL ROGERS (1969)
Football • 1924-26
Baseball • 1925-27
Basketball • 1925-27

Earned nine letters while playing three varsity sports at USC from 1924-27... played football under Coach Branch Bocock from 1924-26... the football squad compiled a 20-10 record had three-straight winning campaigns... in basketball, scored 345 points in 47 career games... led USC to a 33-16 combined record on the hardwood... scored a career-high 23 points in a win at Clemson... lettered three years in baseball.

GEORGE ROGERS (1987)
Football • 1977-80

1980 Heisman Trophy winner... was inducted into the NFL Foundation Hall of Fame in 1997... led the nation in rushing as a senior with 1,894 yards and was second in 1979 with 1,681 yards... still holds numerous Gamecock rushing records including most career rushing yards (5,204) and most yards rushing in a single season (1,894)... rushed for 100 or more yards in 27 of his 46 games played as a collegian, including his last 22 games in a Gamecock uniform... topped the 200-yard rushing mark three times during his college career, with a single-game high of 237 yards in 27 attempts against Wake Forest... selected as the first player overall by the New Orleans Saints in the 1981 NFL draft... named *The Sporting News* NFL Rookie of the Year in 1981 after leading the league in rushing with 1,674 yards... rushed for over 1,000 yards in four of his seven NFL seasons... played for the 1988 Super Bowl champion Redskins.

MAX RUNAGER (2013)
Football • 1974, 1976-78

Was an outstanding punter in the late 1970s and was voted to Carolina's all-time team in 1992... punted in the NFL from 1979-89 for the Eagles, 49ers and

Browns... punted for two Super Bowl teams, the 1980 Eagles and the 1984 49ers.

RICK SANFORD (2002)
Football • 1975-78

The school's first first-round NFL draft pick... played for the New England Patriots from 1979-84... also played with the Seattle Seahawks in 1985... named to *The Sporting News* All-America Team in 1978 after leading the squad with four interceptions.

JOHN SAUNDERS (2010)
Football • 1957-59

Considered one of the top fullbacks in school history... earned All-ACC honors... awarded the Jacobs Blocking Trophy for the ACC as a junior... led the ACC in rushing in 1958... selected to play in the 1959 North-South Shrine Game.

WILLIE SCOTT (2006)
Football • 1977-80

Tight end who is a member of the modern era all-time team... lettered four years under Coach Jim Carlen... played professionally for the Kansas City Chiefs from 1981-86.

JAMES SEAWRIGHT (2003)
Football • 1981-84

Earned Associated Press and Football Writers All-America first-team honors and was a second-team selection by United Press International and *Football News* in 1984... played linebacker and recorded 369 career tackles, including 133 as a senior... was leading defensive player on 10-2 "Fire Ants and Black Magic" team of 1984.

STERLING SHARPE (2000)
Football • 1983, 1985-87

Finished his standout career with 169 career catches for 2,497 yards and 17 touchdowns... had his best season with 74 catches for 1,106 yards and 10 TDs in 1986... caught a pass in 34 consecutive games... had school-record 104-yard kickoff return against Duke in 1985, the longest play of any kind in Carolina history... two-time All-American (1986 & '87)... all-Pro with Green Bay Packers in NFL (1988-94) until injury ended his playing career.

CONNOR SHAW (2021)
Football • 2010-13

Led the Gamecocks to three-consecutive 11-win seasons from 2011-13, the greatest run in school history... the Gamecock signal-caller posted a perfect 17-0 record at Williams-Brice Stadium during his career and owns the most wins by a quarterback in school history with 27... is also the school's all-time record holder in career completion percentage and is second in passing touchdowns.

LARRY SMITH (1979)
Football • 1949-51

Tabbed All-Southern Conference in 1951 as a center... played in the 1951 Blue-Gray Classic... lettered in 1949-50-51... played pro ball with the NFL Chicago Bears (1952) and Green Bay Packers (1953) and the Canadian Football

League Montreal Alouettes (1954) and the Hamilton Tiger-Cats (1955).

LOU SOSSAMON (1968)
Football • 1940-42

Named second-team All-America (1942) by the Associated Press... played center for Coach Rex Enright... was All-Southern Conference in 1941 and 1942... played in the 1942 Blue-Gray Classic... played pro ball with the New York Yankees of the AAFC (1946-48)... is a former member of the USC Board of Trustees and publisher of *The Gaffney Ledger* newspaper.

BISHOP STRICKLAND (1975)
Football • 1947-50

Played in the 1951 Senior Bowl and the 1950 North-South Shrine Bowl... lettered from 1947-50... played for the 1951 San Francisco 49ers.

TOMMY SUGGS (1989)
Football • 1968-70

Standout quarterback... established numerous passing and total offense records during his career... led the Gamecocks to the 1969 ACC championship and Peach Bowl berth... shares the school record for most touchdown passes in one game (5)... completed 355-of-672 passes for 4,916 yards and 34 touchdowns... all of those marks were once records... named USC's Most Valuable Player in 1970... was named the Outstanding Player in the 1970 Blue-Gray All-Star game... threw for 200 or more yards eight times during his career... as a quarterback, he never lost to Clemson during his career.

STEVE TANEYHILL (2006)
Football • 1992-95

Flamboyant quarterback who passed for almost 9,000 career yards and 62 touchdowns while completing 60 percent of his passes as a Gamecock... named to the Freshman All-America squad by *Football News* in 1992... also was the SEC Offensive Freshman of the Year... led USC to its first bowl win in school history – the 1995 Carquest Bowl over West Virginia – and was named MVP of the game... his trademark long hair and swagger gave him a unique presence on the field.

ALFRED H. VON KOLNITZ (1967)
Baseball/Football • 1911-13

Earned four letters, two each in football (1911-12) and baseball (1912-13)... nick-name was "Fritz"... played pro baseball for the Cincinnati Reds from 1914-16.

STEVE WADIK (1967)
Football • 1948-51

Second-team All-America as a running back in 1951, as named by the Helms Foundation and Paul Williamson... was All-Southern Conference in 1950 and 1951... played in the 1952 Senior Bowl and the 1951 Blue-Gray Classic... holds the school record for the longest run from scrimmage (96 yards vs. George Washington, 1950)... ranks fourth on the South Carolina career rushing list with 2,878 yards... his number 37 was retired.

J.R. WILBURN (2004)
Football • 1963-65

All-ACC performer in track and football in the mid-1960s... lettered in football 1963-65... went on to play pro football with the Pittsburgh Steelers.

DEL WILKES (2022)
Football • 1980-84

Offensive lineman who was named to four All-America teams in 1984 (Kodak Coaches, Walter Camp, AP and UPI (2nd team) while also being named All-South Independent and winning the Jacobs Blocking Trophy as the top blocker in the state... a co-captain of the squad, he was named MVP as a senior and selected to the modern era all-time USC team in 1993... went on to a career in professional wrestling as "The Patriot".

CLARENCE WILLIAMS (2008)
Football • 1975-76

Rushed for 2,311 career yards, including eight 100-yard games, during his two years at USC... was a member of the Gamecocks' "Hall of Fame" backfield of 1975, joining Kevin Long and Jeff Grantz... played professionally for the San Diego Chargers and Washington Redskins from 1977-83.

ROGER "RED" WILSON (1998)
Football • 1946-49

Played offense and defense... all-state team four years straight, one of two to achieve this feat in the state's history... named honorary captain 1947 and 1948... honorable mention AP All-American twice... drafted by the Green Bay Packers in 1949... lettered in baseball and made all-conference team in 1948... also lettered in track, throwing the javelin and shot and was a part of the state championship track team.

BILL WOHRMAN (1998)
Football • 1952-54

Only player in Carolina history to win four Jacobs Blocking trophies... football co-captain in 1954 and was also named Most Valuable Player... named All-ACC in 1954... played pro football with the Cleveland Browns and the New York Titans... lettered in baseball from 1953-55 at centerfield and third base.

HARRY WOLF (2019)
Multi-Sport • 1925-28

One of the more incredible athletes to ever attend the university, Wolf was a star in the late 1920s... won the conference heavyweight boxing championship, was a member of the football and basketball teams and competed in the weight throws in track & field where he was the Southern Conference shot put champion.

FRED ZEIGLER (1995)
Football • 1967-69

Finished his career as the all-time leader in receptions (146) and yards (1,876)... caught a pass in 29-straight games, a record that lasted until 1987... was a two-time All-ACC pick... in his last home game, caught nine passes for 122 yards in a 27-13 win over Clemson.

2022 SOUTH CAROLINA HALL OF FAME



JOYCE COMPTON



MATT PRICE



DEL WILKES



OTUKILE LEKOTE



LAURA BERNSTEIN KASSIRER



COREY MILLER



LASHINDA DEMUS



BLAKELY MATTERN



The 2023 Hall of Fame Induction Ceremony will be held on Thursday, Oct. 12, and the class will be recognized at the Oct. 14 football game against Florida.



BOWL GAMES

South Carolina Bowl Scoreboard (10-15)

Date	Bowl	Site	Opponent	Result	Score	Attend.	Head Coach	Record	Notes
Jan. 01, 1946	Gator	Jacksonville	Wake Forest	Lost	14-26	7,362	Johnnie McMillan	2-4-3	First bowl appearance
Dec. 30, 1969	Peach	Atlanta	West Virginia	Lost	3-14	48,452	Paul Dietzel	7-4	ACC Champion
Dec. 20, 1975	Tangerine	Orlando	Miami (Ohio)	Lost	7-20	20,247	Jim Carlen	7-5	Carlen's first team
Dec. 28, 1979	Hall of Fame	Birmingham	Missouri	Lost	14-24	62,785	Jim Carlen	8-4	First eight-win season
Dec. 29, 1980	Gator	Jacksonville	Pittsburgh	Lost	9-37	72,287	Jim Carlen	8-4	Rogers wins Heisman
Dec. 28, 1984	Gator	Jacksonville	Oklahoma State	Lost	14-21	82,138	Joe Morrison	10-2	Fire Ants & Black Magic
Dec. 31, 1987	Gator	Jacksonville	LSU	Lost	13-30	82,119	Joe Morrison	8-4	Black Magic returns
Dec. 28, 1988	Liberty	Memphis	Indiana	Lost	10-34	39,210	Joe Morrison	8-4	Started season 6-0
Jan. 02, 1995	Carquest	Miami	West Virginia	Won	24-21	50,833	Brad Scott	7-5	First bowl win
Jan. 01, 2001	Outback	Tampa	Ohio State	Won	24-7	65,229	Lou Holtz	8-4	SEC's biggest turnaround
Jan. 01, 2002	Outback	Tampa	Ohio State	Won	31-28	66,249	Lou Holtz	9-3	Back-to-back Outback Bowl wins
Dec. 30, 2005	Independence	Shreveport	Missouri	Lost	31-38	41,332	Steve Spurrier	7-5	Spurrier's first team
Dec. 29, 2006	Liberty	Memphis	Houston	Won	44-36	56,103	Steve Spurrier	8-5	Highest scoring bowl game to date
Jan. 01, 2009	Outback	Tampa	Iowa	Lost	10-31	55,117	Steve Spurrier	7-6	Return to New Year's Day bowl
Jan. 02, 2010	Papajohns.com	Birmingham	Connecticut	Lost	7-20	45,254	Steve Spurrier	7-6	First coach to four bowl games
Dec. 31, 2010	Chick-fil-A	Atlanta	Florida State	Lost	17-26	72,217	Steve Spurrier	9-5	SEC Eastern Division Champs
Jan. 02, 2012	Capital One	Orlando	Nebraska	Won	30-13	61,351	Steve Spurrier	11-2	Most wins in school history
Jan. 01, 2013	Outback	Tampa	Michigan	Won	33-28	54,527	Steve Spurrier	11-2	Back-to-back 11-win seasons
Jan. 01, 2014	Capital One	Orlando	Wisconsin	Won	34-24	56,629	Steve Spurrier	11-2	Highest final ranking in history
Dec. 27, 2014	Independence	Shreveport	Miami (Fla.)	Won	24-21	38,242	Steve Spurrier	7-6	Seventh-straight winning season
Dec. 29, 2016	Birmingham	Birmingham	USF	Lost	39-46 OT	31,229	Will Muschamp	6-7	First overtime bowl game
Jan. 01, 2018	Outback	Tampa	Michigan	Won	26-19	45,687	Will Muschamp	9-4	Overcame 16-point deficit
Dec. 29, 2018	Belk	Charlotte	Virginia	Lost	0-28	48,263	Will Muschamp	7-6	Blanked for 1st time since 2006
Dec. 26, 2020	Gasparilla	Tampa	UAB	DNP	-	-	Mike Bobo (Interim)	2-8	Cancelled due to COVID-19
Dec. 30, 2021	Duke's Mayo	Charlotte	North Carolina	Won	38-21	45,520	Shane Beamer	7-6	Joyner makes 1st start at QB
Dec. 30, 2022	Gator	Jacksonville	Notre Dame	Lost	38-45	67,383	Shane Beamer	8-5	SC returns two INTs for TDs

South Carolina Bowl MVPs

- 1995 Carquest- Steve Taneyhill
- 2001 Outback - Ryan Brewer
- 2002 Outback - Phil Petty
- 2006 Liberty - Blake Mitchell
- 2012 Capital One - Alshon Jeffery
- 2013 Outback - Ace Sanders
- 2014 Capital One - Connor Shaw
- 2014 Independence -
Pharoh Cooper/Skai Moore
- 2018 Outback - Jake Bentley
- 2021 Duke's Mayo - Dakereon Joyner



Ryan Brewer



Ace Sanders



Connor Shaw



Pharoh Cooper



Jake Bentley



Dakereon Joyner

South Carolina Team Bowl Records

Most Points Scored		
1.	44	vs Houston (2006 Liberty)
2.	39	vs USF (2016 Birmingham)
3.	38	vs North Carolina (2021 Duke's Mayo)
38		vs Notre Dame (2022 Gator)
Most First Downs		
1.	27	vs USF (2016 Birmingham)
	27	vs North Carolina (2021 Duke's Mayo)
3.	25	vs Houston (2006 Liberty)
Most Rushing Attempts		
1.	51	vs Ohio State (2001 Outback)
	51	vs North Carolina (2021 Duke's Mayo)
3.	47	vs Missouri (1979 Hall of Fame)
Most Yards Rushing		
1.	301	vs North Carolina (2021 Duke's Mayo)
2.	218	vs Ohio State (2001 Outback)
3.	189	vs Houston (2006 Liberty)

Most Pass Attempts		
1.	50	vs Iowa (2009 Outback)
2.	49	vs Notre Dame (2022 Gator)
3.	47	vs LSU (1987 Gator)
Most Pass Completions		
1.	32	vs USF (2016 Birmingham)
2.	31	vs Notre Dame (2022 Gator)
3.	28	vs LSU (1987 Gator)
Most Interceptions Thrown		
1.	4	vs LSU (1987 Gator)
2.	3	Five times
Most Yards Passing		
1.	390	vs USF (2016 Birmingham)
2.	323	vs Houston (2006 Liberty)
3.	321	vs Wisconsin (2014 Capital One)
Most Touchdown Passes		
1.	4	vs Houston (2006 Liberty)
	4	vs Michigan (2013 Outback)
	4	vs Wisconsin (2014 Capital One)

Most Plays		
1.	84	vs LSU (1987 Gator)
2.	80	vs LSU (1987 Gator)
3.	77	vs USF (2016 Birmingham)
77		vs. West Virginia (1995 Carquest)
Most Yards Total Offense		
1.	543	vs North Carolina (2021 Duke's Mayo)
2.	512	vs Houston (2006 Liberty)
3.	481	vs USF (2016 Birmingham)
Most Penalties		
1.	10	vs Iowa (2009 Outback)
2.	9	vs Houston (2006 Liberty)
3.	8	vs Ohio State (2002 Outback)
8		vs Notre Dame (2022 Gator)
Most Yards Penalized		
1.	100	vs Iowa (2009 Outback)
2.	93	vs Houston (2006 Liberty)
3.	73	vs Notre Dame (2022 Gator)

Opponent Team Bowl Records

Most Points Scored		
1.	46	USF (2016 Birmingham)
2.	45	Notre Dame (2022 Gator)
3.	38	Missouri (2005 Independence)
Most First Downs		
1.	28	Virginia (2018 Belk)
2.	27	Houston (2006 Liberty)
3.	27	Notre Dame (2022 Gator)
Most Rushing Attempts		
1.	79	West Virginia (1969 Peach)
2.	60	Miami (Ohio) (1975 Tangerine)
3.	52	Missouri (1979 Hall of Fame)
Most Yards Rushing		
1.	378	Wake Forest (1946 Gator)
2.	356	West Virginia (1969 Peach)
3.	293	Wisconsin (2014 Capital One)

Most Pass Attempts		
1.	45	Michigan (2018 Outback)
2.	43	Missouri (2005 Independence)
3.	42	Oklahoma State (1984 Gator)
Most Pass Completions		
1.	27	Houston (2006 Liberty)
2.	25	Michigan (2013 Outback)
25		Oklahoma State (1984 Gator)
Most Interceptions Thrown		
1.	3	Wisconsin (2014 Capital One)
	3	Pittsburgh (1980 Gator)
	3	Notre Dame (2022 Gator)
Most Yards Passing		
1.	392	Houston (2006 Liberty)
2.	341	Michigan (2013 Outback)
3.	324	Ohio State 2002 Outback)
Most Touchdown Passes		
1.	3	Five times, Last: Notre Dame (2022 Gator)

Most Plays		
1.	85	Oklahoma State (1984 Gator)
2.	83	Missouri (2005 Independence)
3.	80	USF (2016 Birmingham)
80		Notre Dame (2022 Gator)
Most Yards Total Offense		
1.	575	Indiana (1988 Liberty)
2.	558	Notre Dame (2022 Gator)
3.	527	Houston (2006 Liberty)
Most Penalties		
1.	11	Pittsburgh (1980 Gator)
2.	10	LSU (1987 Gator)
10		Nebraska (2012 Capital One)
Most Yards Penalized		
1.	107	LSU (1987 Gator)
2.	87	Missouri (2005 Independence)
3.	73	Pittsburgh (1980 Gator)

South Carolina Individual Bowl Records

Rushes: 31, Kevin Harris vs North Carolina (2021 Duke's Mayo)
Yards Rushing: 182, Kevin Harris vs North Carolina (2021 Duke's Mayo)
Longest Run: 64, Connor Shaw vs Michigan (2013 Outback)
Passes Attempted: 47, Todd Ellis vs LSU (1987 Gator)
Passes Completed: 32, Jake Bentley vs USF (2016 Birmingham)
Yards Passing: 390, Jake Bentley vs USF (2016 Birmingham)
Touchdowns: 3, Ryan Brewer vs Ohio State (2001 Outback)
Points: 18, Ryan Brewer vs Ohio State (2001 Outback)
Touchdowns Passing: 4, Blake Mitchell vs Houston (2006 Liberty)
TDs Accounted For: 5, Connor Shaw vs Wisconsin (2014 Capital One)
Longest Pass Completion: 78, twice: Connor Shaw to Alshon Jeffery vs Nebraska (2012 Capital One); Dylan Thompson to Pharoh Cooper vs Miami (2014 Independence)
Pass Receptions: 14, Deebo Samuel vs USF (2016 Birmingham)
Yards Receiving: 191, Sidney Rice vs Missouri (2005 Independence)
Yards Total Offense: 381, Jake Bentley vs USF (2016 Birmingham)
Punts: 9, Rodney Price vs Indiana (1988 Liberty)
Punting Yards: 338, Rodney Price vs Indiana (1988 Liberty)

Punting Average: 47.7, Tyeler Dean vs Ohio State (2002 Outback)
Longest Punt: 70, Tyeler Dean vs Ohio State (2002 Outback)
Interceptions: 2, twice: Deandre' Eiland vs Ohio State (2001 Outback); Skai Moore vs Wisconsin (2014 Capital One)
Longest INT Return: 100, O'Donnell Fortune vs Notre Dame (2022 Gator)
Punt Returns: 3, 4 times, last: Chris Lammons vs Michigan (2018 Outback)
Punt Return Yards: 66, Ace Sanders vs Michigan (2013 Outback)
Longest Punt Return: 63, Ace Sanders vs Michigan (2013 Outback)
Longest Kickoff Return: 62, Shi Smith vs Virginia (2018 Belk)
Field Goals: 3, Parker White vs North Carolina (2021 Duke's Mayo)
Longest Field Goal: 49, Collin Mackie vs LSU (1987 Gator)
Longest Scoring Run: 35, Juju McDowell vs North Carolina (2021 Duke's Mayo)
Longest Scoring Pass: 78, Dylan Thompson to Pharoh Cooper vs Miami (2014 Independence)
Longest Scoring Play: 100-yard interception return, O'Donnell Fortune vs Notre Dame (2022 Gator)

2022 TAXSLAYER GATOR BOWL

Notre Dame 45, Carolina 38



December 30, 2022
TIAA Bank Field
Jacksonville, Fla.
67,383



JACKSONVILLE, FLA. (AP) — Tyler Buchner accounted for five touchdowns to help offset two interceptions returned for TDs, and No. 19 Notre Dame beat 20th-ranked South Carolina 45-38 in a wild TaxSlayer Gator Bowl.

The highest-scoring game in Gator Bowl history was filled with big plays and memorable moments. But Buchner delivered the knockout blow when he found tight end Mitchell Evans wide open for a 16-yard touchdown on a third-and-7 play with 1:38 remaining.

Buchner, who regained the starting job after Drew Pyne entered the transfer portal following the regular-season finale, threw for 274 yards and three touchdowns. He also ran for 61 yards and two scores.

But his three interceptions nearly proved too much to overcome.

O'Donnell Fortune returned one of them 100 yards for a touchdown in the fourth quarter, and DQ Smith returned another 47 yards for a score in the first. But Buchner bounced back from both miscues to earn his first victory in three career starts.

Notre Dame (9-4, No. 21 CFP) overcame a 14-point deficit and won despite South Carolina's scoring on the two pick-6s and on special teams. Punter Kai Kroger connected with long-snapper Hunter Rogers for one of the oddest TDs in bowl lore.

Spencer Rattler completed 29 of 44 passes for 246 yards for the Gamecocks (8-5, No. 19 CFP), with an interception and two touchdowns to Xavier Legette.

South Carolina was missing a number of key starters, including running back MarShawn Lloyd, versatile tight end Jaheim Bell, tight end Austin Stogner, defensive lineman Zacch Pickens, safety Devonni Reed, cornerbacks Cam Smith and Darius Rush, and receivers Josh Vann and Jalen Brooks.

Notre Dame played without All-American tight end Michael Mayer, standout edge rusher Isaiah Foskey, cornerback Cam Hart and defensive lineman Jayson Ademilola.



Notre Dame	7	10	14	14	45
South Carolina	21	3	7	7	38

SCORING SUMMARY

1st	11:48	SC	Legette 13-yard pass from Rattler (Jeter kick) (10-75-3:12)	7-0
1st	5:54	ND	Buchner 15-yard run (Grupe kick) (10-50-3:37)	7-7
1st	2:27	SC	Rogers 23-yard pass from Kroeger (Jeter kick) (9-75-3:27)	14-7
1st	0:44	SC	Smith 47-yard interception return (Jeter kick)	21-7
2nd	8:36	ND	Grupe 37-yard field goal (12-56-7:08)	21-10
2nd	5:18	SC	Jeter 45-yard field goal (10-48-3:18)	24-10
2nd	5:06	ND	Diggs 75-yard pass from Buchner (Grupe kick) (1-75-0:12)	24-17
3rd	10:28	ND	Buchner 11-yard run (Grupe kick) (5-68-2:21)	24-24
3rd	8:31	SC	Legette 42-yard pass from Rattler (Jeter kick) (5-67-1:48)	31-24
3rd	0:31	ND	Lenzy 44-yard pass from Buchner (Grupe kick) (1-44-0:08)	31-31
4th	12:41	ND	Diggs 39-yard run (Grupe kick) (7-73-2:13)	31-38
4th	7:42	SC	Fortune 100-yard interception return (Jeter kick)	38-38
4th	1:38	ND	Evans 16-yard pass from Buchner (Grupe kick) (12-80-6:01)	38-45

TEAM STATISTICS

	ND	SC
First Downs	27	20
Rushing	14	5
Passing	13	13
Penalty	0	2
Net Yards Rushing	264	75
Rushing Attempts	46	22
Net Yards Passing	294	287
Cmp.-Att.-Int.	19-34-3	31-49-1
Total Offense Yards	558	362
Total Offense Plays	80	71
Fumbles: No.-Lost	0-0	1-1
Penalties: No.-Yards	4-40	8-73
Punts-Yards	4-200	6-240
Avg. Yards Per Punt	50.0	40.0
Punt Returns: No.-Yards	1-7	2-7
Kickoff Returns: No.-Yards	1-18	2-52
Interceptions: No.-Yards	1-0	3-142
Possession Time	36:39	23:21
Third Down Conversions	11-19	5-15
Fourth Down Conversions	1-1	1-2
Red Zone Scores-Chances	4-5	1-1
Sacks By: No.-Yards	3-6	2-21
PAT Kicks	6-6	5-5
Field Goals	1-1	1-1

INDIVIDUAL STATISTICS

RUSHING: ND: Estime 14-95; Diggs 13-89; Buchner 12-61; Tyree 5-21; Team 2-(-2). **SC:** Rattler 7-37; McDowell 6-28; Beal-Smith 3-8; Joyner 1-8; Brown 1-2; Amos 1-(-2); Wells Jr. 1-(-2); Legette 2-(-4).

PASSING: ND: Buchner 18-33-3-274; Sherwood 1-1-0-20. **SC:** Rattler 29-46-1-246; Joyner 1-1-0-18; Kroeger 1-1-0-23; Team 0-1-0-0.


RECEIVING: ND: Thomas 5-67; Lenzy 4-89; Tyree 4-10; Evans 3-39; Diggs 2-81; Estime 1-8. **SC:** Legette 7-78; Adkins 5-78; Wells Jr. 5-30; Brown 4-22; Joyner 3-35; McDowell 3-13; Beal-Smith 2-7; Rogers 1-23; Blake 1-1.

PUNT RETURNS: ND: Salerno 1-7. **SC:** Brown 2-7.

KICKOFF RETURNS: ND: Tyree 1-18. **SC:** Legette 2-52.

INTERCEPTION RETURNS: ND: Morrison 1-0. **SC:** Fortune 1-100; Smith 1-47; Barrett 1-(-5).

TACKLE LEADERS: ND: Bertrand 8; Bracy 8; Kiser 6; Henderson 6. **SC:** Greene 12; Webb 8, Johnson 8, Emmanwori 7.



2021 DUKE'S MAYO BOWL

Carolina 38, North Carolina 21



December 30, 2021
Bank of America Stadium
Charlotte, N.C.
45,520



CHARLOTTE, N.C. (AP) — South Carolina coach Shane Beamer had a bucket of mayonnaise dumped over his head Thursday, putting a memorable and messy finish on the Gamecocks' 38-21 victory over North Carolina in the Duke's Mayo Bowl.

Jaheim Bell had five catches for 159 yards and two touchdowns for South Carolina (7-6), which rebounded nicely after it lost 30-0 to Clemson in its regular-season finale on Nov. 27. Kevin Harris added 169 yards rushing and a score, helping secure the mayo bath for Beamer.

Bell came into the game with 338 yards receiving and three TDs during the regular season, but figured prominently into the game plan early on.

The sophomore tight end got free for a 69-yard touchdown reception from wide receiver-turned-quarterback Dakereon Joyner and hauled in a 66-yard TD catch from former graduate assistant coach Zeb Noland on South Carolina's first two possessions.

Juju McDowell added a 35-yard TD run in the second quarter as South Carolina averaged 11.6 yards per play while opening a 25-13 lead in the first half.

Sam Howell threw for 205 yards and a touchdown for the Tar Heels (6-7), and reserve running back British Brooks had a bowl record 63-yard touchdown run for the Tar Heels.

South Carolina rotated Joyner and Noland under center, and both were effective.

Joyner came into the game having attempted only one pass this season and 31 in his college career.

But the element of surprise proved effective on the Gamecocks' first possession, when Joyner hit the 6-foot-3, 232-pound Bell in stride down the middle of the field.

Joyner finished 9-of-9 passing for 160 yards and also ran for 64 yards. Noland was 3-of-6 passing for 82 yards as the Gamecocks went nearly three quarters before their first incomplete pass.

Howell, a projected first-round pick in the NFL draft, made several impressive throws with his strong, accurate arm. But the junior quarterback spent most of the game under heavy duress playing behind an offensive line that struggled most of the season.

The Tar Heels cut the lead to 11 midway through the third quarter on a double-reverse flea flicker, with Howell finding a wide-open Garrett Walston for a 37-yard touchdown.

But South's Carolina's offense proved too much for a porous North Carolina defense as the Gamecocks racked up 543 yards on offense.

GAME CHANGER

Dakereon Joyner found Jaheim Bell on Carolina's first possession for a 69-yard touchdown pass with 10:15 left in the first quarter, giving the Gamecocks a lead it would not relinquish. Joyner was a perfect 9-for-9 passing and earned MVP honors while Bell had a career high 159 yards on five receptions.

KEY STAT

543 – Carolina had a season and bowl game high 543 yards of total offense in the win, 301 on the ground and 242 in the air. The previous Gamecock high in a bowl game was 512 vs. Houston in the 2006 Liberty Bowl.



North Carolina	0	13	8	0	21
South Carolina	18	7	7	6	38

SCORING SUMMARY

1st	10:15	SC	Bell 69-yard pass from Joyner (P. White kick) (3-93-1:46)	7-0
1st	7:45	SC	Bell 66-yard pass from Noland (Muse pass from Kroeger) (3-78-1:24)	15-0
1st	0:27	SC	P. White 30-yard field goal (9-54-5:14)	18-0
2nd	13:11	UNC	Brooks 63-yard run (Atkins kick) (6-75-2:16)	18-7
2nd	5:44	UNC	Atkins 40-yard field goal (8-50-3:30)	18-10
2nd	2:27	SC	McDowell 35-yard run (P. White kick) (6-75-3:17)	25-10
2nd	0:44	UNC	Atkins 36-yard field goal (8-56-1:43)	25-13
3rd	9:53	SC	Harris 1-yard run (P. White kick) (9-75-5:07)	32-13
3rd	7:24	UNC	Walston 37-yard pass from Howell (Chandler run) (6-75-2:29)	32-21
4th	7:44	SC	P. White 22-yard field goal (11-77-6:20)	35-21
4th	0:50	SC	P. White 33-yard field goal (10-61-5:02)	38-21

TEAM STATISTICS

	UNC	SC
First Downs	14	27
Rushing	5	17
Passing	9	9
Penalty	0	1
Net Yards Rushing	128	301
Rushing Attempts	29	51
Net Yards Passing	205	242
Cmp.-Att.-Int.	12-21-0	12-15-0
Total Offense Yards	333	543
Total Offense Plays	50	66
Fumbles: No.-Lost	1-0	1-0
Penalties: No.-Yards	4-37	4-20
Punts-Yards	5-233	2-83
Avg. Yards Per Punt	46.6	41.5
Punt Returns: No.-Yards	0-0	1-(-7)
Kickoff Returns: No.-Yards	1-16	0-0
Interceptions: No.-Yards	0-0	0-0
Possession Time	20:58	39:02
Third Down Conversions	1-10	6-11
Fourth Down Conversions	1-1	0-0
Red Zone Scores-Chances	2-2	4-4
Sacks By: No.-Yards	2-18	4-34
PAT Kicks	1-1	3-3
Field Goals	2-2	3-3

INDIVIDUAL STATISTICS

RUSHING: UNC: Brooks 5-72; Chandler 9-29; Maye 2-24; Howell 13-3. **SC:** Harris 31-182; Joyner 10-64; McDowell 5-52; Bell 3-21; Noland 1-(-9); Blake 1-(-9).

PASSING: UNC: Howell 12-20-0-205; Maye 0-1-0-0. **SC:** Joyner 9-9-0, 160; Noland 3-6-0-82.

RECEIVING: UNC: Green 4-73; Downs 3-62; Nesbit 2-29; Walston 1-37; Gosnell 1-3; Chandler 1-1. **SC:** Bell 5-159; A. Brown 4-61; McDowell 1-8; Legette 1-7; Jenkins 1-7.

PUNT RETURNS: UNC: None. **SC:** Vann 1-(-7).

KICKOFF RETURNS: UNC: Hood 1-16. **SC:** None.

INTERCEPTION RETURNS: UNC: None. **SC:** None.

TACKLE LEADERS: UNC: Gray 13; Kelly 12; Echols 10. **SC:** Roderick 6; Foster 6; Ellis 5; Burch 5.

2018 BELK BOWL


Virginia 28, Carolina 0



December 29, 2018
Bank of America Stadium
Charlotte, N.C.
48,263



CHARLOTTE, N.C. (AP) — Bryce Perkins threw three touchdown passes to Olamide Zaccheaus, Virginia's defense dominated and the Cavaliers beat South Carolina 28-0 in the Belk Bowl on Saturday for their first bowl win since 2005.



Perkins completed 22 of 31 passes for 208 yards and ran for 81 yards as the Cavaliers (8-5) ended the ACC's longest bowl drought. Zaccheaus, named the game's Most Outstanding Player, had 12 catches for 100 yards. Jordan Ellis ran for 106 yards and a touchdown, helping Virginia hold the ball for more than 42 minutes.

The Gamecocks were shut out for the first time since 2006, when they lost 18-0 to Georgia.

The Cavaliers' 14th-ranked pass defense put the clamps on a hot South Carolina offense that had averaged 38.2 points per game over the past five games. Jake Bentley had thrown for 16 touchdowns during that span, including a 510-yard, five-TD performance against No. 2 Clemson, but struggled without wide receiver Deebo Samuel, who elected to bypass the bowl game to begin preparing for the NFL draft.

Bentley was limited to 218 yards on 17-of-39 passing and was intercepted twice. South Carolina was 2 of 13 on third down conversions and 2 of 5 on fourth downs.

The Cavaliers controlled the ball for more than 20 minutes of the first half and built a 14-0 lead at halftime. Perkins found Zaccheaus on a fourth-and-2 in the back of the end zone for a 6-yard score, and Jordan Ellis added a 9-yard touchdown run to make it 14-0.

Perkins found Zaccheaus twice in the second half for TDs of 10 and 12 yards.

GAME CHANGER

South Carolina had 261 yards of total offense, including 218 passing yards, but only had 12 first downs and were a combined 4-for-18 on third and fourth downs. Shi Smith had six catches for 76 yards to lead the Carolina receivers.

KEY STAT

42:35 — Virginia held the ball for 42:35 as the Cavaliers had 413 yards of total offense and four scores. Virginia had four drives of five-minutes plus in the contest.

South Carolina	0	0	0	0	0
Virginia	7	7	7	7	28

SCORING SUMMARY

1st	3:30	UVA	Zaccheaus 6-yard pass from Perkins (Delaney kick) (13-77-6:31)	0-7
2nd	0:42	UVA	Ellis 9-yard run (Delaney kick) (14-90-8:10)	0-14
3rd	7:14	UVA	Zaccheaus 10-yard pass from Perkins (Delaney kick) (8-39-4:25)	0-21
4th	6:54	UVA	Zaccheaus 12-yard pass from Perkins (Delaney kick) (8-64-5:00)	0-28

TEAM STATISTICS

	SC	UVA
First Downs	12	28
Rushing	2	14
Passing	10	13
Penalty	0	1
Net Yards Rushing	33	205
Rushing Attempts	20	48
Net Yards Passing	218	208
Cmp.-Att.-Int.	17-39-2	22-31-0
Total Offense Yards	251	413
Total Offense Plays	59	79
Fumbles: No.-Lost	1-0	1-1
Penalties: No.-Yards	5-35	3-30
Punts-Yards	5-226	4-153
Avg. Yards Per Punt	45.2	38.2
Punt Returns: No.-Yards	0-0	3-31
Kickoff Returns: No.-Yards	1-62	0-0
Interceptions: No.-Yards	0-0	2-60
Possession Time	17:25	42:35
Third Down Conversions	3-13	11-17
Fourth Down Conversions	1-4	1-1
Red Zone Scores-Chances	0-1	4-5
Sacks By: No.-Yards	2-5	3-27
PAT Kicks	0-0	4-4
Field Goals	0-1	0-1

INDIVIDUAL STATISTICS

RUSHING: SC: Dowdle 6-21; Denson 3-15; T. Williams 4-9; Bentley 7-(-12). **UVA:** Ellis 26-106; Perkins 15-81; Kier 5-12; Zaccheaus 1-10; Kelly 1-(-4).

PASSING: SC: Bentley 17-39-2-218. **UVA:** Perkins 22-31-0-208.

RECEIVING: SC: S. Smith 6-76; Crosby 3-48; Edwards 3-37; Denson 2-35; Dawkins 1-13; Dowdle 1-6; August 1-3. **UVA:** Zaccheaus 12-100; Dubois 5-57; Hogg 1-18; Butts 1-12; Sharp 1-10; Reed 1-10; Ellis 1-1.

PUNT RETURNS: SC: None. **UVA:** Kemp 3-31.

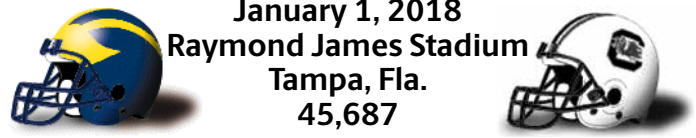
KICKOFF RETURNS: SC: S. Smith 1-62. **UVA:** None.

INTERCEPTION RETURNS: SC: None. **UVA:** Thornhill 1-54; Harris 1-6.

TACKLES LEADERS: SC: Brunson 12; Horn 6; Staley 6; Gipson 6; Greene 6. **UVA:** Mack 8, Thornhill 6, Snyder 5.

2018 OUTBACK BOWL


Carolina 26, Michigan 19



January 1, 2018
Raymond James Stadium
Tampa, Fla.
45,687

TAMPA, FLA. — Will Muschamp envisions championships in South Carolina's future.

Lots of them.
 "We don't have all the trophies and the tradition and history but we have some grit," the coach said after the Gamecocks rallied from a 16-point second-half deficit to beat Michigan 26-19 in Monday's Outback Bowl.



Jake Bentley threw for 239 yards and two touchdowns Monday to pace the win, which gave the Gamecocks (9-4) at least nine wins in a season for just the seventh time.

Bentley shrugged off a slow start to toss scoring passes of 21 yards to Bryan Edwards and 53 yards to Shi Smith, the latter giving his team a 23-19 lead early in the fourth quarter.

The sophomore said once the Gamecocks began to have some success, the offense's confidence grew.

"It's just we started to execute well. The excitement, I think, is contagious to the whole team," Bentley, voted the game's most valuable player, said. "You see where we went from there."

Michigan (8-5) finished with its first three-game losing streak under coach Jim Harbaugh. The Wolverines turned the ball over five times after halftime, including an end zone interception that denied them an opportunity to regain the lead with just under eight minutes to go.

Bentley was 19 of 32 passing with one interception. Rico Dowdle, playing for first time since breaking his leg against Tennessee on Oct. 14, began South Carolina's comeback from a 19-3 deficit with a 17-yard TD run.

Brandon Peters had a tough day for Michigan, completing 20 of 44 passes for 186 yards and two interceptions. His second pick, with 1:05 remaining, sealed South Carolina's second Outback Bowl victory over the Wolverines in five years.

Quinn Nordin accounted for most of Michigan's scoring, kicking field goals of 35, 26, 45 and 48 yards. Fullback Ben Mason scored on a 1-yard run in helping Michigan build its 16-point lead.

GAME CHANGER

South Carolina recovered one of its five forced turnovers with 57 seconds left in third quarter and struck on the next play with a 21-yard pass from Jake Bentley to Bryan Edwards, cutting Michigan's lead to 19-16. After the Gamecock defense forced Michigan to punt, Bentley found Shi Smith for a 53-yard touchdown pass to give South Carolina the lead for good.

KEY STAT

23 — South Carolina scored 23 straight points in the second half to give the Gamecocks the 26-19 win. Carolina was down 19-3 with 5:42 left in the third quarter but went on a six-play 77-yard drive that ended with a 17-yard run from Rico Dowdle with 2:25 left in the quarter. South Carolina took the lead for good on a 53-yard touchdown pass from Jake Bentley to Shi Smith with 11:33 left in the game.

Michigan	6	3	10	0	19
South Carolina	0	3	13	10	26

SCORING SUMMARY

1st	3:42	UM	Nordin 35-yard field goal (8-29-3:37)	0-3
1st	0:09	UM	Nordin 26-yard field goal (6-23-2:16)	0-6
2nd	8:45	SC	White 44-yard field goal (5-45-1:36)	3-6
2nd	0:00	UM	Nordin 45-yard field goal (8-33-1:18)	3-9
3rd	9:56	UM	Mason 1-yard run (Nordin kick) (7-72-3:34)	3-16
3rd	5:42	UM	Nordin 48-yard field goal (4-2-1:10)	3-19
3rd	2:25	SC	Dowdle 17-yard run (Bentley pass failed) (6-77-3:17)	9-19
3rd	0:51	SC	Edwards 21-yard pass from Bentley (White kick) (1-21-0:06)	16-19
4th	11:33	SC	S. Smith 53-yard pass from Bentley (White kick) (6-81-2:12)	23-19
4th	3:47	SC	White 22-yard field goal (4-9-1:56)	26-19

TEAM STATISTICS

	MICH	SC
First Downs	17	13
Rushing	3	2
Passing	11	10
Penalty	3	1
Net Yards Rushing	74	61
Rushing Attempts	33	26
Net Yards Passing	203	239
Cmp.-Att.-Int.	21-45-2	19-32-1
Total Offense Yards	277	300
Total Offense Plays	78	58
Fumbles: No.-Lost	3-3	2-2
Penalties: No.-Yards	6-40	7-68
Punts-Yards	7-244	8-307
Avg. Yards Per Punt	34.9	38.4
Punt Returns: No.-Yards	4-13	3-3
Kickoff Returns: No.-Yards	2-34	4-45
Interceptions: No.-Yards	1-27	2-2
Possession Time	34:17	25:43
Third Down Conversions	2-17	2-14
Fourth Down Conversions	1-3	0-0
Red Zone Scores-Chances	3-5	2-2
Sacks By: No.-Yards	3-21	2-16
PAT Kicks	1-1	2-2
Field Goals	4-4	2-3

INDIVIDUAL STATISTICS

RUSHING: MICH: Higdon 17-65; Evans 9-24; Mason 1-1; Peoples-Jones 1-(-5); Peters 5-(-11). **SC:** Dowdle 6-45; Turner 6-14; T. Williams 3-11; Denson 1-4; Bentley 6-(-1); Hurst 2-(-6); Team 2-(-6).

PASSING: MICH: Peters 20-44-2-186; O'Korn 1-1-0-17. **SC:** Bentley 19-32-1-239.

RECEIVING: MICH: Peoples-Jones 6-58; Crawford 5-61; Gentry 2-27; McKeon 2-16; Collins 2-15; Evans 2-11; Higdon 1-11; Schoenle 1-4. **SC:** Edwards 5-88; Davis 4-23; S. Smith 3-59; Hurst 3-41; Dowdle 3-32; T. Williams 1-(-4).

PUNT RETURNS: MICH: Peoples-Jones 4-13. **SC:** Lsmmons 3-3.

KICKOFF RETURNS: MICH: Thomas 2-34. **SC:** S. Smith 3-33; Davis 1-12.

INTERCEPTION RETURNS: MICH: Furbush 1-27. **SC:** Montac 1-2; King 1-0.

TACKLE LEADERS: MICH: Hudson 11; McCray 9; Bush 9; Winovich 5. **SC:** Bruson 13; Lammons 9; Fennell 7; Moore 5; Wonnum 5.

2016 BIRMINGHAM BOWL

USF 46, Carolina 39



December 29, 2016
Legion Field
Birmingham, Ala.
31,229



BIRMINGHAM, ALA. — South Carolina (6-7) stormed back from an 18-point deficit to force overtime, but USF (11-2) came through in the end to claim a 46-39 victory in the 2016 Birmingham Bowl from Legion Field.

The Bulls wasted no time in taking the advantage in overtime, as quarterback Quinton Flowers scrambled before finding Elkanah Dillon in the end zone for the decisive score. The Gamecocks benefited from a face mask penalty to keep their OT possession alive, but Mike Love, on 4th-and-6, produced a sack to end the chance and the game in the Bulls' favor.



In the fourth quarter, South Carolina got a critical score with 9:41 to go. On 4th-and-2 from the USF 9, a Bull defender tipped the Jake Bentley pass, but freshman wide receiver Bryan Edwards, diving right behind the tip, brought in the catch at the back of the end zone for a touchdown. That brought the Gamecocks within a score at 39-31.

The Gamecocks drove inside the Bulls' 10 with a chance to tie the game, but cornerback Tajee Fullwood forced a fumble at the two, and Khalid McGee recovered it to end that chance.

The Gamecock defense stepped up and held the Bulls to only a yard and forced their third punt in four possessions. Chris Lammons returned the punt to the USF 2, setting up A.J. Turner's one-yard score. Needing two to tie the game, Bentley hit Hayden Hurst in the back of the end zone to convert and tie things at 39-39. The Gamecock defense held again to force overtime.

In the first quarter, USF got a pair of four-yard runs from its starting quarterback Flowers, the first on a designed draw and the second on a scramble, to take the advantage. The Bulls converted a two-point conversion after the first score, making it 15-0 after the traditional PAT kick after the second run.

The Gamecocks struck fast with a four-play, 81-yard drive that saw freshman quarterback Bentley run for the first 10 yards before throwing the final 71 yards. A completion to sophomore wide receiver Deebo Samuel came before two receptions by Hurst, the final a 25-yard scoring catch.

A fourth-down conversion helped USF send the lead back to 15. Flowers hit D'Ernest Johnson, who rumbled 22 yards to keep the drive going. Three plays later, Flowers completed a one-yard run for his third score of the game.

On the Gamecocks' final drive of the first half, Bentley went 5-for-6, including capping it with a three-yard score to Samuel. But USF answered, as Flowers hit Johnson for a 37-yard TD pass to make it 29-14 at the end of the first half.

South Carolina scored on the first drive of the second half, with Samuel capping the drive with a four-yard run. Freshman running back Rico Dowdle had the biggest gain on the drive, running for 26 yards to get the ball into Bull territory.

The Gamecock defense held the Bulls to a field goal after USF drove inside the Gamecock 5. But on the ensuing South Carolina possession, Fullwood intercepted a pass and returned it 47 yards for a touchdown, putting the Bulls' lead to 39-21.

With 22 seconds left in the third, Gamecock senior Elliott Fry hit a 43-yard field goal to make it 39-24, starting the comeback bid by Carolina.

USF	15	14	10	0	7	46
South Carolina	0	14	10	15	0	39

SCORING SUMMARY

1st	10:25	USF	Flowers 4-yard run (Wilcox pass from Kean (7-46-2:26)	0-8
1st	4:26	USF	Flowers 4-yard run (Behr kick) (11-80-4:09)	0-15
2nd	14:02	SC	Hurst 25-yard pass from Bentley (Fry kick) (4-81-1:14)	7-15
2nd	10:40	USF	Flowers 1-yard run (Behr kick) (10-77-4:26)	7-22
2nd	1:12	SC	Samuel 3-yard pass from Bentley (Fry kick) (10-73-4:26)	14-22
2nd	0:07	USF	Johnson 37-yard pass from Flowers (Behr kick) (8-68-1:05)	14-29
3rd	11:55	SC	Samuel 4-yard run (Fry kick) (8-65-3:05)	21-29
3rd	8:07	USF	Behr 21-yard field goal (11-60-3:48)	21-32
3rd	7:06	USF	Fullwood 47-yard interception return (Behr kick)	21-39
3rd	0:22	SC	Fry 43-yard field goal (4-2-1:32)	24-39
4th	9:41	SC	Edwards 9-yard pass from Bentley (Fry kick) (9-77-4:14)	31-39
4th	1:11	SC	Turner 1-yard run (Hurst pass from Bentley) (3-2-1:34)	39-39
OT		USF	Dillon 25-yard pass from Flowers (Behr kick) (1-25)	39-46

TEAM STATISTICS

	USF	SC
First Downs	24	27
Rushing	10	4
Passing	13	20
Penalty	1	3
Net Yards Rushing	208	91
Rushing Attempts	48	34
Net Yards Passing	261	390
Cmp.-Att.-Int.	23-32-1	32-43-2
Total Offense Yards	469	481
Total Offense Plays	80	77
Fumbles: No.-Lost	3-1	4-3
Penalties: No.-Yards	5-50	3-35
Punts-Yards	4-166	2-88
Avg. Yards Per Punt	41.5	44.0
Punt Returns: No.-Yards	1-2	3-48
Kickoff Returns: No.-Yards	4-102	4-97
Interceptions: No.-Yards	2-68	1-0
Possession Time	28:03	31:57
Third Down Conversions	7-17	4-13
Fourth Down Conversions	2-3	2-4
Red Zone Scores-Chances	4-4	4-8
Sacks By: No.-Yards	5-35	0-0
PAT Kicks	5-5	4-4
Field Goals	1-1	1-1

INDIVIDUAL STATISTICS

RUSHING: USF: Flowers 21-105; Mack 13-50; Johnson 11-27; Adams 3-26. **SC:** Dowdle 12-50; Turner 10-49; Samuel 1-4; Team 1-(-3); Bentley 10-(-9).

PASSING: USF: Flowers 23-32-1-261. **SC:** Bentley 32-43-2-390.

RECEIVING: USF: Adams 7-67; Johnson 6-95; McCants 4-25; Dillon 2-35; Mack 2-12; Scantling 1-14; Wilcox 1-13. **SC:** Samuel 14-190; Hurst 6-86; Edwards 6-71; Turner 3-23; Dowdle 1-8; Crosby 1-7; Banks 1-5.

PUNT RETURNS: USF: Johnson 1-2. **SC:** Lammons 3-48.

KICKOFF RETURNS: USF: Johnson 3-96; Fullwood 1-6. **SC:** Samuel 4-97.

INTERCEPTION RETURNS: USF: Fullwood 1-47; Abraham 1-21. **SC:** Allen-Williams 1-0.

TACKLE LEADERS: USF: Sanchez 9; McGee 9; Godwin 6; Fulwood 6. **SC:** Holloman 7; Smith 7; Lammons 7; Montac 6.

2014 INDEPENDENCE BOWL

Carolina 24, Miami (Fla.) 21



December 27, 2014
Independence Stadium
Shreveport, La.
38,242



SHREVEPORT, LA.— It would come down to the very last minute of the game, but the South Carolina Gamecocks (7-6) secured their 11th-straight season with a record of .500 or better thanks to a 24-21 win over Miami (6-7) in the Duck Commander Independence Bowl.

A bend-but-don't-break defense helped carry the Gamecocks through the early portion of the game while the offense was still finding its footing. Despite a pair of Miami drives that went deep into Carolina territory, the Hurricanes could only muster a pair of field goals after being stopped inside the ten yard line both times.

It took a big play halfway through the second quarter to shake the offense from its slow start. On second down at its own 22, Dylan Thompson hit a wide-open Pharoh Cooper on a post route down the middle for the 78-yard touchdown to move the Gamecocks ahead 7-6 with just under eight minutes to play in the first half. The yardage in just that one play matched the offense's total gains for the entire game up until that point, and tied for the longest pass play in the bowl's history.

The score broke the seal on the offense, which scored on the very next drive after the defense forced a three-and-out from Miami. Starting near midfield, Thompson spearheaded the scoring drive with a trio of difficult throws. After hooking up with Cooper for a 13-yard first down, he followed it up with a 35-yard strike to Damiere Byrd to get to the Hurricane five-yard line.

A penalty pushed the Gamecocks back to the 15-yard line before Thompson rolled to his left and threw across his body to Mike Davis in the back of the end zone for a 14-6 lead.

On the very next drive, a pass from Miami's Brad Kaaya was tipped up in the air and intercepted by Jonathan Walton. The turnover would set up a 32-yard field goal from Elliott Fry and cap the team's scoring for the half, a 17-6 lead.

After struggling to stop Miami's nationally renowned rushing offense in the first quarter, the Gamecocks defense learned quickly and held the opposition to just 44 yards in the second quarter after allowing 160 in just the first two drives of the game.

The third quarter was largely controlled by Miami, who drew within a field goal of tying the game after an 11-play, 93-yard drive for a touchdown and a two-point conversion. The offensive momentum for Carolina would not carry over the break, as its first four drives of the second half would go for just 71 yards on 25 plays.

Carolina punted the ball with seven minutes left in the game, still ahead 17-14. On the drive's second play, Miami's Duke Johnson rushed to the right and was swarmed immediately. Gerald Dixon would emerge from the pile with the ball to give the Gamecocks possession.

On the ensuing drive, Thompson and Cooper would combine yet again for a big play, as the sophomore wide receiver went over the back of his defender on the under-thrown ball and hauled in the 25-yard strike to set up first-and-goal at the two yard line. On the very next play, Thompson would sell the read option fake and keep it for the touchdown, strikingly similar to his game-winner against Florida.

Miami drove 72 yards in under two minutes for a touchdown to make it 24-21.

With 2:16 still to play and needing to run out the clock, the Gamecocks turned to Davis to seal the win. He converted a third-and-one that would be the clincher, as it forced the Hurricanes to use their final two timeouts.

In his final game in the Garnet and Black, Thompson would finish with 284 yards through the air and a pair of touchdowns to go with his rushing score.

Cooper would bring in nine catches for 170 yards and earned offensive MVP honors for his efforts. Skai Moore earned defensive MVP honors.



Miami (Fla.)	3	3	8	7	21
South Carolina	0	17	0	7	24

SCORING SUMMARY

1st	7:56	UM	Badgley 27-yard field goal (11-65-5:06)	0-3
2nd	13:27	UM	Badgley 26-yard field goal (12-69-5:32)	0-6
2nd	7:50	SC	P. Cooper 78-yard pass from Thompson (Fry kick) (2-78-0:20)	7-6
2nd	5:25	SC	Davis 15-yard pass from Thompson (Fry kick) (6-53-1:33)	14-6
2nd	1:39	SC	Fry 32-yard field goal (9-31-3:25)	17-6
3rd	1:43	UM	Edwards 3-yard run (Lewis pass from Kaaya) (10-93-5:23)	17-14
4th	4:13	SC	Thompson 2-yard run (Fry kick) (3-29-1:11)	24-14
4th	2:16	UM	Dorsett 11-yard pass from Kaaya (Badgley kick)	24-21

TEAM STATISTICS

	UM	SC
First Downs	21	16
Rushing	10	5
Passing	10	10
Penalty	1	1
Net Yards Rushing	186	60
Rushing Attempts	40	30
Net Yards Passing	236	284
Cmp.-Att.-Int.	19-33-1	22-34-0
Total Offense Yards	422	344
Total Offense Plays	73	64
Fumbles: No.-Lost	1-1	2-0
Penalties: No.-Yards	5-40	5-51
Punts-Yards	3-85	4-179
Avg. Yards Per Punt	28.3	44.8
Punt Returns: No.-Yards	0-0	1-(-3)
Kickoff Returns: No.-Yards	2-31	2-51
Interceptions: No.-Yards	0-0	1-2
Possession Time	31:10	28:50
Third Down Conversions	6-14	7-15
Fourth Down Conversions	1-2	0-1
Red Zone Scores-Chances	4-4	3-4
Sacks By: No.-Yards	2-24	2-9
PAT Kicks	1-1	3-3
Field Goals	2-3	1-3

INDIVIDUAL STATISTICS

RUSHING: UM: Johnson 24-132; Edwards 6-25; Yearby 6-20; Coley 1-16; Kaaya 3-(-7). **SC:** Davis 13-55; Byrd 2-19; Wilds 5-3; P. Cooper 3-2; Thompson 7-(-19).

PASSING: UM: Kaaya 19-33-1-236. **SC:** Thompson 22-34-0-284.

RECEIVING: UM: Johnson 5-51; Dorsett 5-45; Coley 4-31; Lewis 2-56; Dobard 1-32; Berrios 1-14; Yearby 1-7. **SC:** P. Cooper 9-170; Byrd 3-51; Jones 3-14; Brent 3-21; Davis 2-19; Wilds 2-4; Adams 1-5.

PUNT RETURNS: UM: None. **SC:** P. Cooper 1-(-3).

KICKOFF RETURNS: UM: Dorsett 2-31. **SC:** Carson 1-27; Wilds 1-24.

INTERCEPTION RETURNS: UM: None. **SC:** Walton 1-2.

TACKLE LEADERS: UM: Perryman 8; McCord 5; Bush 5. **SC:** Moore 11; Golightly 8; Marcus 7; McWilliams 6.

2014 CAPITAL ONE BOWL

Carolina 34, Wisconsin 24




January 1, 2014
Florida Citrus Bowl Stadium
Orlando, Fla.
56,629



ORLANDO, FLA. — Behind five touchdowns from quarterback Connor Shaw, No. 8/8 South Carolina (11-2) claimed a 34-24 victory over No. 19/19 Wisconsin (9-4) in the 2014 Capital One Bowl.

The Capital One Bowl MVP, Shaw accounted for 369 yards of offense, going 22-for-25 in the air for 312 yards and 3 TDs while also running for 48 yards on 16 carries and a score. Shaw also caught a TD pass for 9 yards. Junior Bruce Ellington caught six passes for a career-best 139 yards and two touchdowns and threw for another, while sophomore Shaq Roland pulled in six passes for 112 yards, both career bests.



The Gamecocks took the lead late in the third quarter behind the senior quarterback in his final game. Shaw found Ellington from 22 yards away to hand South Carolina a 20-17 advantage, but the duo had a much more pivotal play to keep the drive going. On 4th and 7, Ellington tipped the Shaw pass to himself before pulling it down and going out of bounds for a 22-yard gain and conversion. Shaw's arm accounted for all but three yards of the series, completing six of seven pass attempts on the drive.

South Carolina's defense stepped up to start the fourth quarter to snuff out a Wisconsin drive. With 1 yard to gain, the Gamecocks twice stopped Melvin Gordon, who rushed for 143 yards in the contest, for no gain to turn the ball over on downs. The Gamecocks proceeded to drive 74 yards in six plays to take a 10-point lead. Shaw twice found Roland on the drive, the second time a 49-yard catch that saw Roland's concentration as he brought in the catch among two defenders. It was tight end Jerell Adams who scored from 3 yards out for the Gamecocks, pulling down Shaw's third TD pass.

Wisconsin made it a one-score game again when Kenzel Doe found a seam and dashed 91 yards on the kickoff return, making it 27-24 in favor of the Gamecocks.

On the next possession, however, Shaw drove South Carolina 88 yards for another score, wrapping the drive with Shaw's 1-yard sneak. Another big pass from Shaw to Roland, a 33-yard reception, helped keep the drive alive.

The Badgers, behind backup quarterback Curt Phillips, tried to answer on the next drive, but on 4th and 1 in the Gamecocks' territory, the pass hit Jadeveon Clowney's helmet and sophomore linebacker Kaiwan Lewis corralled it to end that drive. South Carolina gave the Badgers back the ball two plays later when Ethan Armstrong recovered the Gamecocks' fumble.

After the fumble recovery, Wisconsin drove inside the 20, but Gamecock freshman linebacker Skai Moore came up with his second interception of the day in the end zone to stop the Badger threat. After the Gamecocks punted the ball back to Wisconsin, the Badgers drove again deep into South Carolina territory, but Lewis picked up the fumble on the catch-and-pitch attempt.

South Carolina took the initial lead after a Wisconsin turnover toward the end of the first quarter, when Moore picked off the pass from Badger starting quarterback Joel Stave. On the next play, Shaw hit Ellington for a 39-yard score. Wisconsin answered when Sam Arneson brought in the 1-yard pass from Stave on the tight end out, leveling the score at 7-7.

The offensive duo of Shaw and Ellington handed South Carolina the lead again but in reverse from their normal. To cap the 12-play, 86-yard drive, Carolina called up a double-reverse, halfback pass, as Ellington took the second handoff before firing a strike to Shaw from 9 yards out to hand the Gamecocks a 13-7 lead after the PAT attempt failed.

Wisconsin claimed the halftime lead when Stave found Jeff Duckworth for a 3-yard score and its PAT kick went through the uprights. The Badgers made it a 17-13 lead when Jack Russell hit a 35-yard field goal to end the Badgers' first second-half drive.

Shaw finished with 27 wins as a starting quarterback. The 312 passing yards ranks as the most during a single game in his senior season.

Wisconsin	0	14	3	7	24
South Carolina	7	6	7	14	34

SCORING SUMMARY

1st	0:41	SC	Ellington 39-yard pass from Shaw (Fry kick) (1-39-0:11)	7-0
2nd	12:45	WIS	Arneson 1-yard pass from Stave (Russell kick) (6-71-2:49)	7-7
2nd	6:48	SC	Shaw 9-yard pass from Ellington (run failed) (12-86-5:57)	13-7
2nd	0:13	WIS	Duckworth 3-yard pass from Stave (Russell kick) (16-75-6:35)	13-14
3rd	11:19	WIS	Russell 35-yard field goal (7-47-3:41)	13-17
3rd	3:29	SC	Ellington 22-yard pass from Shaw (Fry kick) (9-75-4:55)	20-17
4th	11:05	SC	Adams 4-yard pass from Shaw (Fry kick) (6-74-3:09)	27-17
4th	10:54	WIS	Doe 91-yard kickoff return (Russell kick)	27-24
4th	6:27	SC	Shaw 1-yard run (Fry kick) (9-88-5:06)	34-24

TEAM STATISTICS

	WIS	SC
First Downs	21	20
Rushing	16	8
Passing	4	12
Penalty	1	0
Net Yards Rushing	293	112
Rushing Attempts	43	34
Net Yards Passing	117	321
Cmp-Att-Int.	16-26-3	23-26-0
Total Offense Yards	410	438
Total Offense Plays	69	60
Fumbles: No.-Lost	1-1	2-2
Penalties: No.-Yards	2-15	4-23
Punts-Yards	0-0	3-101
Avg. Yards Per Punt	---	33.7
Punt Returns: No.-Yards	0-0	0-0
Kickoff Returns: No.-Yards	5-160	4-54
Interceptions: No.-Yards	0-0	3-4
Possession Time	29:26	30:34
Third Down Conversions	6-14	4-9
Fourth Down Conversions	1-4	2-2
Red Zone Scores-Chances	3-5	3-3
Sacks By: No.-Yards	1-8	1-7
PAT Kicks	3-3	4-4
Field Goals	1-2	0-0

INDIVIDUAL STATISTICS

RUSHING: WIS: Gordon 25-143; White 12-107; Clement 1-32; Watt 1-8; Phillips 1-7; Stave 3-(-4). **SC:** Davis 9-49; Shaw 16-47; Wilds 3-16; P. Cooper 2-9; Carson 1-0; Team 3-(-4).

PASSING: WIS: Stave 9-13-1-80; Phillips 7-12-2-37; Meyer 0-1-0-0. **SC:** Shaw 22-25-0-312; Ellington 1-1-0-9.

RECEIVING: WIS: Abbrederis 5-30; Pedersen 3-50; White 2-8; Duckworth 2-7; Wozniak 1-7; Erickson 1-6; Doe 1-3; Arneson 1-1; Gordon 0-5. **SC:** Ellington 6-140; Roland 6-112; Jones 3-25; Adams 3-17; Davis 2-10; Shaw 1-9; Wilds 1-8; Jeffery 1-0.

PUNT RETURNS: WIS: None. **SC:** None.

KICKOFF RETURNS: WIS: Doe 4-142; Wozniak 1-18. **SC:** P. Cooper 3-43; Rhodes 1-11.

INTERCEPTION RETURNS: WIS: None. **SC:** Moore 2-4; Lewis 1-0.

TACKLE LEADERS: WIS: Borland 10; Shelton 5. **SC:** Lewis 9; Legree 8; Hampton 6; Diggs 6.

2013 OUTBACK BOWL


Carolina 33, Michigan 28



January 1, 2013
Raymond James Stadium
Tampa, Fla.
54,527



TAMPA, FLA. -- Dylan Thompson's 32-yard TD pass to Bruce Ellington with 11 seconds remaining lifted South Carolina (11-2) to a 33-28 victory over Michigan (8-5) to win the 2013 Outback Bowl.



Trailing 28-27 with 3:29 remaining, Carolina made one final drive. Connor Shaw converted a 4th & 3 with a 6-yard slant pass to Ace Sanders and followed that up with completions of 6, 8 and 6, all to Sanders to earn two more first downs. Shaw left the game as he was nicked up, bringing Thompson in the game. Thompson moved the Gamecocks down to the Michigan 32-yardline with 20 seconds left where he unleashed a perfect strike to Ellington near the goal line. The Gamecock wide receiver made his way into the end zone to give the Gamecocks the win.

The back and forth affair saw Shaw and Thompson deliver for Carolina. Shaw finished 18-for-26 for 224 yards in the air and a pair of TDs and added 96 yards rushing. Thompson was 7-for-10 for 117 yards and two scores.

Sanders caught 9 passes for 92 yards with two touchdown receptions as well as a 63-yard punt return for a touchdown en route to MVP honors.

The Gamecocks needed just three plays to find the end zone. Damien Byrd got behind the Wolverine secondary and Shaw connected with him for a 56-yard scoring strike to give the Gamecocks a 7-0 lead.

Michigan trimmed the lead to 7-3 with a 39-yard field goal.

After the Carolina defense pushed the Wolverines back to their own 9-yard line with a sack by Aldrick Fordham, Michigan punted to Sanders, who weaved his way 63 yards to the end zone, giving the Gamecocks a 14-3 advantage.

The Wolverines answered with an 11-play, 75-yard scoring drive capped by a 5-yard pass from Devin Gardner to Drew Dileo.

The Gamecocks responded quickly with a four-play, 75-yard drive. Thompson found Nick Jones across the middle for a 70-yard pass to set Carolina up at the Michigan 4. Thompson then rolled right and found Sanders in the end zone to give the Gamecocks a 21-10 lead. A 40-yard field goal by Gibbons closed the gap at the intermission.

Michigan got a 52-yard field goal from Matt Wile, then went on a 10-play, 65-yard scoring drive capped by a 10-yard touchdown pass from Gardner to Jeremy Gallon to take a 22-21 heading into the final stanza.

After a very questionable first down was awarded to the Wolverines, Jadeveon Clowney made a big defensive play. Clowney forced and recovered a fumble by tailback Vincent Smith giving the Gamecocks the ball on the Michigan 31-yardline. South Carolina quickly struck then as Shaw completed a 31-yard touchdown pass to Sanders as the Gamecocks reclaimed a 27-22 lead.

Michigan answered on its ensuing drive to take a 28-27 lead before Carolina's late-game heroics.

South Carolina	14	7	0	12	33
Michigan	3	10	9	6	28

SCORING SUMMARY

1st	13:26	SC	Byrd 56-yard pass from C. Shaw (Yates kick) (3-67-1:34)	7-0
1st	7:28	UM	Gibbons 39-yard field goal (8-51-3:14)	7-3
1st	3:29	SC	Sanders 63-yard punt return (Yates kick)	14-3
2nd	12:41	UM	Dileo 5-yard pass from Gardner (Gibbons kick) (11-75-5:48)	14-10
2nd	10:54	SC	Sanders 4-yard pass from Thompson (Yates kick) (4-75-1:47)	21-10
2nd	2:47	UM	Gibbons 40-yard field goal (8-8-4:34)	21-13
3rd	6:54	UM	Wile 52-yard field goal (11-45-4:29)	21-16
3rd	0:02	UM	Gallon 10-yard pass from Gardner (Gardner pass int) (9-65-4:28)	21-22
4th	8:06	SC	Sanders 31-yard pass from C. Shaw (Shaw pass failed) (1-31-0:09)	27-22
4th	3:29	UM	Gallon 17-yard pass from Gardner (Smith rush failed) (10-64-4:37)	27-28
4th	0:11	SC	Ellington 32-yard pass from Thompson (Thompson pass failed) (11-70-3:18)	33-28

TEAM STATISTICS

	SC	UM
First Downs	17	24
Rushing	4	12
Passing	11	10
Penalty	2	2
Net Yards Rushing	85	186
Rushing Attempts	17	45
Net Yards Passing	341	214
Cmp.-Att.-Int.	25-36-0	18-37-1
Total Offense Yards	426	355
Total Offense Plays	53	82
Fumbles: No.-Lost	1-1	3-1
Penalties: No.-Yards	5-44	4-55
Punts-Yards	3-123	3-144
Avg. Yards Per Punt	41.0	48.0
Punt Returns: No.-Yards	3-66	1-12
Kickoff Returns: No.-Yards	6-145	3-63
Interceptions: No.-Yards	1-(-3)	0-0
Possession Time	22:01	37:59
Third Down Conversions	3-10	8-19
Fourth Down Conversions	1-2	3-4
Red Zone Scores-Chances	1-2	5-5
Sacks By: No.-Yards	3-22	3-18
PAT Kicks	3-3	1-1
Field Goals	0-2	3-3

INDIVIDUAL STATISTICS

RUSHING: SC: C. Shaw 10-96; Miles 5-1; Thompson 2-(-12). **UM:** Robinson 23-100; Gardner 12-24; Dileo 1-7; Smith 6-6; Simmons 1-4; Hayes 2-0.

PASSING: SC: C. Shaw 18-26-0-224; Thompson 7-10-0-117. **UM:** Gardner 18-36-1-214; Robinson 0-1-0-0.

RECEIVING: SC: Sanders 9-92; Miles 4-22; Jones 3-78; Byrd 2-63; Ellington 2-36; Carson 2-1; Cunningham 1-37; Anderson 1-7; Davis 1-5. **UM:** Gallon 9-145; Roundtree 3-27; Dileo 3-22; Smith 1-9; Robinson 1-7; Funchess 1-4.

PUNT RETURNS: SC: A. Sanders 3-66. **UM:** Dileo 1-12.

KICKOFF RETURNS: SC: Auguste 2-56; Ellington 2-51; Rhodes 1-22; Sanders 1-16. **UM:** Norfleet 1-32; Dileo 1-20; Gallon 1-11.

INTERCEPTION RETURNS: SC: Legree 1-(-3). **UM:** None.

TACKLE LEADERS: SC: Swearinger 9; Wilson 9; Hampton 6; Taylor 5. **UM:** Gordon 6, Ryan 4, 5 players tied with 3.

2012 CAPITAL ONE BOWL

Carolina 30, Nebraska 13



January 2, 2012
 Florida Citrus Bowl Stadium
 Orlando, Fla.
 61,351



ORLANDO, FLA. – No. 10/9 South Carolina wrapped up one of the most successful seasons in school history with a 30-13 victory over No. 21/20 Nebraska in the Capital One Bowl.

With the win, Carolina became the first team in school history to reach 11 wins.

Junior receiver Alshon Jeffery played a key role in leading Carolina to its record-setting win and made a little history of his own. Jeffery finished the day with four receptions for 148 yards and a touchdown on his way to earning bowl MVP honors.

Gamecock quarterback Connor Shaw had a stellar end to his sophomore campaign, completing 11-of-17 passes for 230 yards and two touchdowns. He added 42 yards and one touchdown on the ground. Junior running back Kenny Miles finished with 67 yards and a touchdown on 15 carries and had two receptions for 13 yards and a score.

The Gamecock defense delivered another solid performance, holding Nebraska to 253 yards of total offense with just 64 yards allowed in the second half. Carolina tied a season-high with six sacks on the day, including two from freshman Jadeveon Clowney and 1.5 from senior Melvin Ingram. Junior D.J. Swearinger and senior Antonio Allen led the way with seven tackles apiece.

The Cornhuskers (9-4) struck first. On Nebraska's third play from scrimmage, quarterback Taylor Martinez found Kenny Bell for a 30-yard touchdown strike. However, Travian Robertson blocked the extra point and Stephon Gilmore returned it for two points to make it 6-2.


Bruce Ellington gave Carolina excellent field position on the ensuing possession with a 45-yard kickoff return. A 24-yard run by Miles set up the Gamecocks deep in Nebraska territory. Shaw capped the drive on fourth and goal by punching it in from a yard out, giving Carolina a 9-6 advantage.

Nebraska answered with an eight-play, 60-yard scoring drive, aided by a Carolina drive-extending penalty, to regain the lead. Ameer Abdullah finished off the drive with a 1-yard touchdown run to give the Cornhuskers a 13-9 lead.

Stephon Gilmore gave the Gamecocks one more chance to score before halftime by intercepting a Martinez pass at the Gamecock 26. With seven seconds until intermission from the Carolina 49, Shaw rolled right and heaved it downfield where Jeffery leaped over a defender, came down with the ball and dove into the end zone for a 16-13 lead heading into the locker room.

The Gamecocks pushed their lead to 23-13 early in the fourth quarter with a five-play, 41-yard scoring drive. Shaw hooked up with Ace Sanders for a 23-yard pass play on third and 18 to move the ball to the Nebraska 11. Two plays later, Shaw found a wide-open Miles for a 9-yard touchdown pass.

Miles added a 3-yard touchdown run with 3:05 left in the game.



Nebraska	13	0	0	0	13
South Carolina	9	7	0	14	30

SCORING SUMMARY

1st	11:58	NU	Bell 30-yard pass from Martinez (Maher kick blocked) (3-46-0:56)	0-6
	11:58	SC	Gilmore PAT return	2-6
	6:04	SC	Shaw 1-yard run (Wooten kick) (11-55-5:46)	9-6
	3:33	NU	Ameer 1-yard run (Maher kick) (8-60-2:31)	9-13
2nd	0:00	SC	Jeffery 51-yard pass from Shaw (Wooten kick) (3-71-0:38)	16-13
4th	12:25	SC	Miles 9-yard pass from Shaw (Wooten kick) (5-41-2:26)	23-13
	3:05	SC	Miles 3-yard run (Wooten kick) (13-71-6:20)	30-13

TEAM STATISTICS

	NU	SC
First Downs	17	16
Rushing	8	7
Passing	7	8
Penalty	2	1
Net Yards Rushing	137	121
Rushing Attempts	46	40
Net Yards Passing	116	230
Cmp.-Att.-Int.	10-16-1	11-17-0
Total Offense Yards	253	351
Total Offense Plays	62	57
Fumbles: No.-Lost	1-1	1-0
Penalties: No.-Yards	10-58	6-66
Punts-Yards	5-197	5-197
Avg. Yards Per Punt	39.4	39.4
Punt Returns: No.-Yards	1-(-1)	2-19
Kickoff Returns: No.-Yards	3-58	2-73
Interceptions: No.-Yards	0-0	1-3
Possession Time	30:49	29:11
Third Down Conversions	3-13	4-13
Fourth Down Conversions	1-1	3-3
Red Zone Scores-Chances	1-3	3-4
Sacks By: No.-Yards	4-31	6-41
PAT Kicks	1-2	4-4
Field Goals	0-1	0-1

INDIVIDUAL STATISTICS

RUSHING: NU: Burkhead 23-89; Martinez 16-37; Bell 1-14; Marlowe 1-6; Abdullah 4-(-1); Reed 1-(-8). **SC:** Miles 15-67; C. Shaw 19-42; A. Sanders 3-15; Byrd 1-3; Team 2-(-6).

PASSING: NU: Martinez 10-16-1-116. **SC:** C. Shaw 11-17-0-230.

RECEIVING: NU: Burkhead 5-35; Bell 3-53; Cotton 1-22; Legate 1-6. **SC:** A. Jeffery 4-148; A. Sanders 3-45; Miles 2-13; Anderson 1-21; Cunningham 1-3.

PUNT RETURNS: NU: Abdullah 1-(-1). **SC:** A. Sanders 2-13.

KICKOFF RETURNS: NU: Abdullah 2-44; Whaley 1-14. **SC:** Ellington 2-73.

INTERCEPTION RETURNS: NU: None. **SC:** Gilmore 1-3.

TACKLE LEADERS: NU: David 11; Stafford 5; Meredith 5; Compton 5. **SC:** Swearinger 7; Allen 7; Paulk 5; Gilmore 5; Taylor 5.

2010 CHICK-FIL-A BOWL

Florida State 26, Carolina 17



December 31, 2010
Georgia Dome
Atlanta, Ga.
72,217



ATLANTA, GA.—EJ Manuel threw a fourth-quarter touchdown pass to stop a South Carolina rally and lead Florida State to a 26-17 victory in the Chick-fil-A Bowl.

Manuel took over after senior quarterback Christian Ponder left early in the second quarter with a concussion. The sophomore appears ready to assume the starting role next season.

Manuel completed 11-of-15 passes for 84 yards and a touchdown and had seven carries for 46 yards.

He was 7-for-7 passing on the fourth-quarter touchdown drive.

Dustin Hopkins kicked four field goals for the No. 23 Seminoles (10-4), who reached 10 victories for the first time since 2003. Hopkins tied his own school record for a bowl, and the four field goals also matched the Chick-fil-A Bowl record.

No. 19 South Carolina (9-5), which was seeking its first 10-win season since 1984, lost star running back Marcus Lattimore when he was hit hard on the Gamecocks' first drive. Coach Steve Spurrier's team also committed five turnovers.

"We had (414) yards," Spurrier said. "It wasn't a terrible offensive performance. It was just the turnovers that hurt us."

"Stephen struggled early and then he made some pretty decent throws in the second half," Spurrier said. "It looked like we had a chance to get back in the game."

Garcia recovered to lead two long touchdown drives that trimmed Florida State's lead to 19-17 before Manuel answered with the seven-yard scoring pass to Taiwan Easterling.

"Man, I was so happy," Manuel said. "We weren't moving the ball like we wanted to. We weren't getting touchdowns. We were getting field goals instead."


Florida State cornerback Greg Reid, whose hits caused the fumbles by Lattimore and Jeffery, deflected a fourth-down pass by Garcia with 3:23 remaining to end the Gamecocks' last hope.

Garcia completed 19 of 34 passes for 243 yards and also scored on a nifty play in the third. On a third-down play from the Florida State three, Garcia threw a screen pass to Ace Sanders, who threw back across the field to Garcia alone in the right side of the end zone.

The Seminoles answered with Hopkins' fourth field goal, from 45 yards, to push the lead to nine. Hopkins also kicked four field goals in the Seminoles' Gator Bowl win over West Virginia.

Garcia responded by leading a 79-yard drive, capped by Brian Maddox's seven-yard TD run. Garcia helped set up the score with a 29-yard pass to Jeffery.

Reid's hit on Lattimore knocked the freshman out of the game with an injury announced as a cut to his mouth. Spurrier said after the game that Lattimore also had "a little bit of a concussion" and was taken to a hospital for stitches.



South Carolina	0	3	7	7	17
Florida State	6	7	6	7	26

SCORING SUMMARY

1st	8:08	FSU	Hopkins 29-yard field goal (9-18-4:03)	0-3
	2:42	FSU	Hopkins 48-yard field goal (4-(-3)-1:37)	0-6
2nd	1:02	FSU	Thompson 27-yard run (Hopkins kick) (4-59-1:16)	0-13
	0:00	SC	Lanning 40-yard field goal (9-57-1:02)	3-13
3rd	10:38	FSU	Hopkins 35-yard field goal (9-61-4:18)	3-16
	3:49	SC	Garcia 3-yard pass from Sanders (Lanning kick) (10-92-3:34)	10-16
	0:09	FSU	Hopkins 45-yard field goal (4-3-1:30)	10-19
4th	11:56	SC	Maddox 7-yard run (Lanning kick) (7-79-3:07)	17-19
	5:27	FSU	Easterling 7-yard pass from Manuel (Hopkins kick) (13-63-6:22)	17-26

TEAM STATISTICS

	SC	FSU
First Downs	22	18
Rushing	9	12
Passing	11	5
Penalty	2	1
Net Yards Rushing	139	218
Rushing Attempts	32	45
Net Yards Passing	275	90
Cmp.-Att.-Int.	21-36-3	12-21-1
Total Offense Yards	414	308
Total Offense Plays	68	66
Fumbles: No.-Lost	2-2	3-0
Penalties: No.-Yards	5-58	6-50
Punts-Yards	2-87	3-153
Avg. Yards Per Punt	43.5	51.0
Punt Returns: No.-Yards	2-3	2-53
Kickoff Returns: No.-Yards	2-38	3-62
Interceptions: No.-Yards	1-8	3-4
Possession Time	26:32	33:28
Third Down Conversions	7-14	6-14
Fourth Down Conversions	1-3	0-1
Red Zone Scores-Chances	2-3	3-5
Sacks By: No.-Yards	2-9	2-11
PAT Kicks	2-2	2-2

INDIVIDUAL STATISTICS

Field Goals SC: 1-1 FSU: 4-4
RUSHING: SC: Miles 10-70; Maddox 12-53; Garcia 8-14; Gilmore 1-3; Lattimore 1-(-1). **FSU:** Thompson 25-147; Manuel 7-46; Pryor 2-10; Jones 4-7; Thomas 1-6; Ponder 5-3; TEAM 1-(-1).

PASSING: SC: Garcia 19-34-3-243; Sanders 1-1-0-3; Gilmore 1-1-0-29. **FSU:** Manuel 11-15-0-84; Ponder 1-5-0-6; Reed 0-1-1-0.

RECEIVING: SC: Jeffery 9-130; Lattimore 3-48; Gurley 2-49; Maddox 2-16; Moore 2-4; Sanders 1-16; Barnes 1-9; Garcia 1-3. **FSU:** Reed 2-25; Thompson 2-17; Haulstead 2-14; Easterling 2-10; Pryor 2-7; Smith 1-12; Little 1-5.

PUNT RETURNS: SC: Sanders 2-3. **FSU:** Reid 2-53.

KICKOFF RETURNS: SC: Sherman 2-38. **FSU:** Joyner 2-44; Reid 1-18.

INTERCEPTION RETURNS: SC: Gilmore 1-8. **FSU:** Smith 1-4; Harris 1-0; Rhodes 1-0.

TACKLE LEADERS: SC: Gilmore 8; Q. Smith 8; Holloman 8; Taylor 7; Auguste 7. **FSU:** Jenkins 8; Moody 7; White 6; K. Smith 6; McLeod 6.

2010 PAPAJOHNS.COM BOWL Connecticut 20, Carolina 7



January 2, 2010
Legion Field
Birmingham, Alabama
45,254



BIRMINGHAM, ALA. —Andre Dixon rushed for 126 yards and a touchdown en route to MVP honors and resilient Connecticut (8-5) ended a trying season with a 20-7 victory over the South Carolina Gamecocks (7-6) in the PapaJohns.com Bowl.

Carolina quarterback Stephen Garcia completed just 16 of 38 passes for 129 yards while gaining 56 yards on 15 carries. He lost a fumble, was intercepted once and didn't get much help. An emotional Garcia called the Gamecocks' performance "very disappointing."

UConn had a pristine performance, with zero penalties. Linebacker Lawrence Wilson called it "the most complete game we've played all year."

The Gamecocks avoided their first shutout in three seasons on Brian Maddox's 2-yard touchdown run with 3:24 left. Their only other possession ending in UConn territory resulted in a botched field goal attempt.

The Gamecocks' effort was marred by dropped passes, a missed interception and costly penalties that kept a mostly garnet-and-black clad crowd subdued – and steadily shrinking by the fourth quarter.

Leading receiver Alshon Jeffery was held to three catches for 28 yards, all in the first half. Tailback Kenny Miles had just six carries for 24 yards.

Dixon's 10-yard touchdown with 13:12 left effectively put the game away. Jesse Simpson had set the Huskies up at the Gamecocks' 29-yard line by forcing Garcia to fumble, knocking it away from behind at the end of a run.

A South Carolina team that pounded Clemson with 58 runs in a win to finish the regular season finished with 26 rushes for 76 yards.

UConn jumped ahead 13-0. Kashif Moore snagged the ball one-handed down the right sideline for a 37-yard touchdown catch from Zach Frazer in the first quarter. Dave Teggart then hit field goals of 33 and 44 yards. The first kick was set up when Garcia was stopped on a sneak on fourth-and-1 from South Carolina's 32.

South Carolina didn't even manage its initial first down until midway through the second quarter, and that took Garcia converting a third-and-16.

South Carolina's sloppy play continued into the second half. Running into the kicker and roughing the passer calls helped UConn keep its first drive alive for more than seven minutes, though it ended with a fumble.

Then, cornerback Akeem Auguste dropped an easy interception with nothing between him and the end zone.



South Carolina	0	0	0	7	7
Connecticut	10	3	0	7	20

SCORING SUMMARY

1st	6:37	UC	K. Moore 37-yard pass from Frazer (Teggart kick) (9-66-4:14)	0-7
	3:35	UC	Teggart 33-yard field goal (5-16-1:21)	0-10
2nd	8:56	UC	Teggart 44-yard field goal (10-40-4:10)	0-13
4th	13:12	UC	Dixon 10-yard run (Teggart kick) (9-35-3:53)	0-20
	3:24	SC	Maddox 2-yard run (Lanning kick) (2-40-0:37)	7-20

TEAM STATISTICS

	SC	UC
First Downs	12	17
Rushing	6	10
Passing	6	5
Penalty	0	2
Net Yards Rushing	76	146
Rushing Attempts	26	48
Net Yards Passing	129	107
Cmp.-Att.-Int.	16-38-1	9-22-0
Total Offense Yards	205	253
Total Offense Plays	64	70
Fumbles: No.-Lost	1-1	1-1
Penalties: No.-Yards	4-41	0-0
Punts-Yards	7-296	6-223
Avg. Yards Per Punt	42.3	37.2
Punt Returns: No.-Yards	2-4	6-43
Kickoff Returns: No.-Yards	5-93	2-39
Interceptions: No.-Yards	0-0	1-0
Possession Time	24:32	35:28
Third Down Conversions	3-15	9-19
Fourth Down Conversions	2-5	0-0
Red Zone Scores-Chances	1-1	2-3
Sacks By: No.-Yards	1-8	3-25
PAT Kicks	1-1	2-2
Field Goals	0-0	2-2

INDIVIDUAL STATISTICS

RUSHING: SC: Garcia 15-56; Miles 6-24; Sherman 2-3; Maddox 2-2; Flint 1-(-9). **UC:** Dixon 33-126; Todman 9-36; K. Moore 1-1; Team 3-(-4); Frazer 2-(-13).

PASSING: SC: Garcia 16-38-1-129. **UC:** Frazer 9-21-0-107; Todman 0-1-0-0.

RECEIVING: SC: Miles 4-23; Jeffery 3-28; Gurley 3-14; Barnes 2-21; Saunders 2-(-7); Moore 1-38; Brown 1-12. **UC:** Easley 4-40; K. Moore 2-40; I. Moore 2-26; Todman 1-1.

PUNT RETURNS: SC: Gilmore 2-4. **UC:** McClain 6-43.

KICKOFF RETURNS: SC: Sherman 5-93. **UC:** Todman 1-30; Molina 1-9.

INTERCEPTION RETURNS: SC: None. **UC:** Vaughn 1-0.

TACKLE LEADERS: SC: Norwood 10; Ajiboye 10; Wilson 7; Allen 6. **UC:** Lutrus 9; Martin 6; Joseph 5.

2009 OUTBACK BOWL

Iowa 31, Carolina 10



January 1, 2009
aymond James Stadium
Tampa, Florida
55,117



TAMPA, FLA. – Shonn Greene, the Big Ten's most valuable player, rushed for 121 yards and three touchdowns Thursday, helping the Hawkeyes trounce South Carolina 31-10 in the Outback Bowl.

Greene ran for more than 100 yards in all 13 of Iowa's games and scored in all but one. He finished with school single-season records of 1,850 yards and 20 TDs.

Iowa (9-4) won for the sixth time in seven games since losing three straight to fall to 3-3. South Carolina (7-6) lost three straight down the stretch while being outscored 118-30.

Greene scored on a pair of 1-yard runs to help Iowa build a 21-0 halftime lead, then added an 11-yarder to make it 31-0 late in the third quarter. South Carolina scored on Chris Smelley's 10-yard TD pass to Jared Cook and Ryan Succop's 48-yard field goal in the fourth quarter.

After struggling offensively in lopsided losses to Florida and Clemson, Gamecocks coach Steve Spurrier decided to start quarterback Stephen Garcia, a highly regarded redshirt freshman from Tampa who was the centerpiece of his recruiting class in 2007.

But Garcia turned the ball over four times in the first half and was replaced by Smelley after going 9-for-18 for 79 yards and three interceptions.

The 20-year-old's homecoming turned sour in a hurry. His first pass was intercepted and returned 29 yards set up an Iowa touchdown, then the dual-threat quarterback fumbled on his first run to give the Gamecocks turnovers on two of their first four offensive plays.

The next two South Carolina possessions ended with interceptions. After Bradley Fletcher picked off Garcia in the end zone, Iowa drove 80 yards to take a 21-0 lead on Greene's second touchdown.

Ricky Stanzi was intercepted twice before halftime, but neither mistake really hurt the Hawkeyes. Iowa was trying to turn Garcia's third interception into a quick TD when South Carolina's Chris Culliver made a leaping pick in the end zone.

Smelley, who started nine games for South Carolina this season, replaced Garcia at the start of the second half. Moe Brown fumbled on the quarterback's first completion to set up an Iowa field goal, but the Gamecocks did have some success moving the ball the rest of the game.

Stanzi was 13-for-19 for 148 yards, including a 6-yard TD throw to Trey Stross on the first drive of the game. Smelley finished 16-of-31 for 174 yards and no interceptions.



South Carolina	0	0	0	10	10
Iowa	14	7	10	0	31

SCORING SUMMARY

1st	7:39	UI	Stross 6-yard pass from Stanzi (Murray kick) (13-64-7:21)	0-7
	4:41	UI	Greene 1-yard run (Murray kick) (5-18-1:58)	0-14
2nd	8:09	UI	Greene 1-yard run (Murray kick) (9-80-4:59)	0-21
3rd	9:09	UI	Murray 18-yard field goal (10-42-5:28)	0-24
	0:04	UI	Greene 11-yard run (Murray kick) (9-66-4:56)	0-31
4th	13:35	SC	J. Cook 10-yard pass from Smelley (Succop kick) (6-68-1:29)	7-31
	2:02	SC	Succop 48-yard field goal (10-54-2:37)	10-31

TEAM STATISTICS

	SC	UI
First Downs	17	22
Net Yards Rushing	43	181
Rushing Attempts	14	47
Net Yards Passing	270	147
Cmp.-Att.-Int.	26-50-3	13-19-2
Total Offense Yards	313	328
Total Offense Plays	64	66
Fumbles: No.-Lost	2-2	2-1
Penalties: No.-Yards	10-100	6-50
Punts-Yards	2-85	2-88
Avg. Yards Per Punt	42.5	44.0
Punt Returns: No.-Yards	1-5	0-0
Kickoff Returns: No.-Yards	6-125	3-44
Interceptions: No.-Yards	2-0	3-74
Possession Time	24:06	35:54
Third Down Conversions	5-11	8-12
Fourth Down Conversions	1-2	0-0
Red Zone Scores-Chances	1-1	5-5
Sacks By: No.-Yards	1-11	1-3
Field Goals	1-2	1-2

INDIVIDUAL STATISTICS

RUSHING: SC: Garcia 5-25; Maddox 3-17; M. Davis 3-2; Baker 3-(-1). **UI:** Greene 29-121; Hampton 12-54; Stanzi 4-6; Oberland 1-5; Brodell 1-(-5).

PASSING: SC: Smelley 16-31-0-179; Garcia 9-18-3-79; McKinley 1-1-0-12. **UI:** Stanzi 13-19-2-147.

RECEIVING: SC: McKinley 6-86; J. Barnes 5-40; M. Davis 3-26; M. Brown 3-23; J. Cook 2-23; Wallace 2-10; Baker 1-42; Kingrey 1-9; Maddox 1-6; Saunders 1-6; DiMarco 1-(-1). **UI:** Myers 4-49; Moeaki 3-43; Brodell 3-27; Johnson-Koulianos 1-18; Stross 1-6; Morse 1-4.

PUNT RETURNS: SC: Culliver 1-5. **UI:** None.

KICKOFF RETURNS: SC: Culliver 5-112; Freeman 1-13. **UI:** Hampton 1-31; Johnson-Koulianos 1-13.

INTERCEPTION RETURNS: SC: Brinkley 1-0. **UI:** Sash 2-74; Fletcher 1-0.

TACKLE LEADERS: SC: J. Brinkley 11; Norwood 9; Culliver 7; Munnerlyn 4; Stewart 4. **UI:** Angerer 6; Sash 4; Kroul 4; Hunter 4; Fletcher 4; Tarpinian 4.

2006 LIBERTY BOWL

Carolina 44, Houston 36



December 29, 2006
Liberty Bowl Stadium
Memphis, Tennessee
56,103



MEMPHIS, TENN.

– Steve Spurrier’s offense was humming along in the first half, but the Carolina defense was doing nothing to stop Houston.

In the final 30 minutes, Spurrier’s Gamecocks got a little D to go with their O.

Defensive end Jordan Lindsey came up with two turnovers for a defense that made the stops that mattered most, and South Carolina beat Houston 44-36 in the Liberty Bowl on Friday for its first bowl victory under Spurrier.

Blake Mitchell tied a bowl record by throwing four touchdown passes, Cory Boyd ran for two more TDs as the Gamecocks (8-5) finished Spurrier’s second season with their best record since 2001.

Kevin Kolb, making his 50th start at quarterback for Houston (10-4) finished 26-of-39 for 386 yards and three touchdowns.

Houston led 28-27 at the half - a Liberty Bowl record for points in a half - but South Carolina held the Cougars to 63 yards in the third quarter when the Gamecocks took control. They sacked Kolb three times, forced two turnovers and stopped the Cougars twice on fourth down in the fourth quarter.

The teams combined for 588 yards in the first half, much of it just before halftime. The second quarter took 61 minutes, and a game that was tied at 7 went haywire. In the final three minutes of the half, four TDs were scored in a span 12 plays - the last a 77-yard TD catch by Houston’s Vincent Marshall with 11 seconds left.


The Cougars didn’t score in the second half until Jackie Battle ran in from 3 yards out with 5:42 left. The 2-point conversion cut South Carolina’s lead to 44-36.

Houston outgained South Carolina 527-512, but the Cougars managed only 200 in the second half.

With a pair of coaches known for their offensive ingenuity, this had a little of everything: four TDs in a span of 12 plays, a flea flicker for an interception, a punt on fourth-and-goal, a halfback pass and an option by Houston when backed up against its own goal line.

Ryan Succop kicked a 45-yard field goal into winds gusting up to 20 mph on the Gamecocks’ opening drive of the second half to put Carolina ahead to stay at 30-28. Mitchell padded the lead with a pair of 43-yard TD passes to Kenny McKinley, the last with 7:39 to go for a 44-28 lead. Mitchell, the game’s MVP, was 19-of-29 for 323 yards.

Houston ruined its best scoring chance on the drive after Succop’s kick. In the shotgun on third-and-goal at the 8, a bad snap went wide right of Kolb, who tried to chase down the ball and kicked it out of bounds for a penalty. That forced Houston to punt from midfield after having first-and-goal.



South Carolina	7	20	3	14	44
Houston	7	21	0	8	36

SCORING SUMMARY

1st	12:59	UH	Marshall 32-yard pass from Kolb (Bell kick) (6-80-2:01)	0-7
	2:09	SC	C. Boyd 2-yard run (Succop kick) (9-51-3:45)	7-7
2nd	10:47	SC	Pavlovic 1-yard pass from Mitchell (kick failed) (6-64-2:24)	13-7
	6:12	UH	Hafner 4-yard pass from Kolb (Bell kick) (12-80-4:35)	13-14
	2:53	SC	Rice 19-yard pass from Mitchell (Succop kick) (1-19-0:13)	20-14
	2:09	UH	Battle 42-yard run (Bell kick) (3-50-0:44); 2:09	20-21
	0:42	SC	C. Boyd 9-yard run (Succop kick) (7-65-1:27)	27-21
	0:11	UH	Marshall 77-yard pass from Kolb (Bell kick) (1-77-0:31)	27-28
3rd	9:55	SC	Succop 45-yard field goal (12-52-5:05)	30-28
4th	12:15	SC	McKinley 43-yard pass from Mitchell (Succop kick) (6-78-2:22)	37-28
	7:39	SC	McKinley 43-yard pass from Mitchell (Succop kick) (3-50-1:52)	44-28
	5:42	UH	Battle 3-yard run (Alridge run) (6-55-1:57)	44-36

TEAM STATISTICS

	SC	UH
First Downs	25	27
Net Yards Rushing	189	135
Rushing Attempts	41	33
Net Yards Passing	323	392
Cmp.-Att.-Int.	19-29-1	27-40-1
Total Offense Yards	512	527
Total Offense Plays	70	73
Fumbles: No.-Lost	1-0	2-1
Penalties: No.-Yards	9-93	4-40
Punts-Yards	2-90	3-127
Punt Average	45.0	42.3
Punt Returns: No.-Yards	1-11	1-11
Kickoff Returns: No.-Yards	4-67	3-86
Interceptions: No.-Yards	1-6	1-0
Possession Time	33:19	26:41
Third Down Conversions	6-12	7-13
Fourth Down Conversions	1-2	2-4
Sacks By: No.-Yards	3-18	3-12
Field Goals	1-2	0-0

INDIVIDUAL STATISTICS

RUSHING: SC: C. Boyd 18-94; Davis 14-72; Mitchell 8-22; Whiteside 1-1. **UH:** Battle 11-85; Alridge 10-55; Pope 3-27; Otis 1-0; Kolb 7-(-5); Team 1-(-27).

PASSING: SC: Mitchell 19-29-1-323. **UH:** Kolb 26-39-1-386; Alridge 1-1-0-6.

RECEIVING: SC: Rice 8-139; C. Boyd 4-45; McKinley 3-112; Stafford 2-19; Newton 1-7; Pavlovic 1-1. **UH:** Marshall 9-201; Avery 7-72; Ealy 3-48; McDaniel 3-0; Harvey 2-33; Hafner 2-14; Alridge 1-24.

PUNT RETURNS: SC: McKinley 1-11. **UH:** Marshall 1-11.

KICKOFF RETURNS: SC: Munnerlyn 2-53; Boyd 1-14; Shackelford 1-0. **UH:** Marshall 2-67; Alridge 1-19.

INTERCEPTION RETURNS: SC: J. Lindsey 1-6. **UH:** Gaston 1-0.

TACKLE LEADERS: SC: J. Brinkley 11; Bennett 6; Four players tied with 5. **UH:** Gulley 12; Miller 9; Fontenette 8; Hunt 7; Pree 6.

2005 INDEPENDENCE BOWL

Missouri 38, Carolina 31



**December 30, 2005
Independence Stadium
Shreveport, Louisiana
41,332**



SHREVEPORT, LA.

– South Carolina's game plan of keeping Brad Smith in check worked great - for a half, anyway.

Then, the Missouri quarterback broke loose, rushing for three touchdowns - including a 1-yarder in the final minutes - and passing for another to rally the Tigers for a 38-31 victory in the Independence Bowl.

Smith accounted for 431 yards of Missouri's 504 yards as the Tigers staged their biggest comeback of the year.

Missouri (6-6) trailed 21-0 after the first quarter as Steve Spurrier's Gamecocks dominated the first half. South Carolina (7-5) outgained Missouri 312 yards to 174 in the first half and held the football almost 11 minutes longer (20:02-9:58)

Mizzou didn't convert a third down until the final 58 seconds of the half.

Smith completed 21 of 37 passes for 282 yards, with one touchdown and an interception. He passed for 200 or more yards for the 18th time. He also ran for 150 yards and three TDs on 21 carries.

The Gamecocks needed less than 3 minutes to go 80 yards for their first score. Blake Mitchell's 23-yard pass to Sidney Rice put Carolina up 7-0. Rice finished with 12 receptions for 191 yards.

Tony Temple fumbled on Missouri's first play and South Carolina's Ricardo Hurley scooped up the ball. Four plays later Mike Davis, who ran for 125 yards on 18 carries, scored on a 5-yard run for a 14-0 lead.

The Gamecocks' third scoring drive covered 69 yards in 1:59. This time Mitchell, who completed 20 of 38 passes for 266 yards, hit Carson Askins with a 20-yard scoring pass to make it 21-0. Mitchell passed for two touchdowns, and was intercepted three times.

Marcus King gave Missouri its first points, grabbing Mitchell's pass at the goal line and returning it 99 yards to make it 21-7.


After Davis' 2-yard TD run gave the Gamecocks a 28-7 lead, Missouri staged its first long drive of the game. The Tigers went 77 yards and Smith hit Chase Coffman with a 5-yard touchdown pass to make it 28-14 at halftime. Coffman finished with eight catches for 99 yards.

Smith pulled Mizzou to 28-21 with a 31-yard run with 2:41 left in the third.

Another apparent Missouri TD was nullified by a 15-yard penalty. Smith finally got the score on a 4-yard run that tied the score at 28 early in the fourth quarter.

Crossett kicked a 50-yard field goal to put the Tigers up 31-28, but Josh Brown countered with a 30 yarder that tied it at 31-all.

Then, with 2:13 remaining, Smith sealed the Missouri win with a 1-yard TD run.



South Carolina	21	7	0	3	31
Missouri	0	14	7	17	38

SCORING SUMMARY

1st	12:07	SC	Rice 23-yard pass from Mitchell (Brown kick) (7-80-2:53)	7-0
	9:37	SC	Davis 5-yard run (Brown kick) (4-20-2:20)	14-0
	7:11	SC	Askins 20-yard pass from Mitchell (Brown kick) (5-69-1:59)	21-0
2nd	6:49	MU	King 99-yard interception return (Crossett kick)	21-7
	4:28	SC	Davis 2-yard run (Brown kick) (7-64-2:21)	28-7
	0:20	MU	Coffman 5-yard pass from Smith (Crossett kick) (8-77-1:33)	28-14
3rd	2:41	MU	Smith 31-yard run (Crossett kick) (7-85-2:15)	28-21
4th	14:22	MU	Smith 4-yard run (Crossett kick) (8-39-2:12)	28-28
	10:14	MU	Crossett 50-yard field goal (8-7-2:44)	28-31
	4:16	SC	Brown 30-yard field goal (13-57-5:58)	31-31
	2:13	MU	Smith 1-yard run (Crossett kick) (5-77-2:03)	31-38

TEAM STATISTICS

	MU	SC
First Downs	21	21
Net Yards Rushing	142	203
Rushing Attempts	32	40
Net Yards Passing	266	301
Cmp.-Att.-Int.	20-38-3	23-43-1
Total Offense Yards	408	504
Total Offense Plays	70	83
Fumbles: No.-Lost	1-0	1-1
Penalties: No.-Yards	5-52	8-87
Punts-Yards	6-240	5-229
Punt Average	40.0	45.8
Punt Returns: No.-Yards	3-29	1-0
Kickoff Returns: No.-Yards	6-177	2-38
Interceptions: No.-Yards	1-0	3-103
Possession Time	31:19	28:41
Third Down Conversions	5-13	6-19
Fourth Down Conversions	1-1	4-5
Sacks By: No.-Yards	0-0	1-8
PAT Kick	4-4	5-5

INDIVIDUAL STATISTICS

Field Goals 1-1 1-2

RUSHING: SC: Davis 18-125; Wallace 7-14; Heffner 2-8; Team 1-0; Mitchell 3-(-1); Clark 1-(-4). **MU:** Smith 21-150; Temple 11-29; Kincade 2-12; Jackson 4-7; Daniel 2-5.

PASSING: SC: Mitchell 20-38-3-266. **MU:** Smith 21-37-1-282; Daniel 1-4-0-6; Ekwerekwu 2-1-0-13.

RECEIVING: SC: Rice 12-191; Davis 3-11; Wallace 2-12; Askins 1-20; Clark 1-20; McKinley 1-12. **MU:** Coffman 8-99; Rucker 5-83; Franklin 3-56; Ekwerekwu 3-29; Temple 2-16; Saunders 1-10; Jackson 1-8.

PUNT RETURNS: SC: McKinley 3-29. **MU:** Saunders 1-0.

KICKOFF RETURNS: SC: Thomas 4-127; Joseph 2-50. **MU:** Temple 2-38.

INTERCEPTION RETURNS: SC: J. Lindsey 1-0. **MU:** King 1-99; Terrell 1-4; Ming 1-0.

TACKLE LEADERS: SC: Laury 12; Simpson 9; Joseph 5; T. Davis 5; Lambert 5. **MU:** Bacon 11; Ming 8; Overstreet 7; Moore 6; Christopher 6.

2002 OUTBACK BOWL

Carolina 31, Ohio State 28



January 1, 2002
Raymond James Stadium
Tampa, Florida
66,249



TAMPA, FLA — With the score tied and no time left, South Carolina kicker Daniel Weaver knew his 42-yard field goal attempt wasn't his best effort. So he put his faith in the wind.

The kick barely cleared the crossbar, as No. 14 South Carolina survived with a 31-28 win over No. 22 Ohio State in the Outback Bowl.

Steve Bellisari led Ohio State from a 28-0 deficit to tie the score. But he was intercepted by Sheldon Brown, whose return to Ohio State's 29 with 23 seconds left set up Weaver's game-winning kick.

Phil Petty, the game's MVP, threw for 227 yards and two touchdowns, and Andrew Pinnock scored twice for South Carolina. But none of that mattered when Bellisari finally got the Buckeyes (7-5) going.

He ran for a 2-yard score to close the third quarter, then hit Darrell Sanders with a 16-yard TD pass with 10:18 to go that cut the lead in half.

Bellisari, who was 21-of-35 for 320 yards, then drove Ohio State to the South Carolina 18 but lost the snap. South Carolina linebacker Jeremiah Garrison recovered.

On the next play, Derek Watson fumbled right back to Ohio State's Mike Doss. Three plays later, Jonathan Wells' 1-yard run made it 28-21.

Ohio State got the ball back on its 11 with 3:56 to play. Bellisari went 6-of-6 for 86 yards, tying the game on Sanders' 9-yard catch.

Cie Grant gave the Buckeyes a chance for victory at the end, intercepting Petty with 1:12 left. A celebration penalty backed them up to their 18, but no one at Raymond James Stadium was doubting Bellisari.

However, the long pass was picked off by Brown, whose twisting cutback 37-yard return gave the Gamecocks hope.


Petty had throws of 9 yards to Watson and 13 to Brian Scott that set up Carolina's first score, a 1-yarder by the 250-pound Pinnock.

On the Gamecocks' next drive, Petty passed to Scott for 30 yards and Pinnock for 9, ending things with Scott's 7-yard grab over freshman safety Dustin Fox to lead 14-0 at the half.

Petty started the third quarter with a 50-yard TD throw to Andrea Gause. Pinnock's 10-yard run made it 28-0 before the fun began.

Ohio State started strongly, forcing three first-quarter punts, including a bowl record 70-yarder by Tyler Dean.

But after Bellisari hit Sanders on a 17-yard pass that was Ohio State's longest play at the time, defensive end George Gause stripped the ball to start the Gamecocks' first touchdown drive.



South Carolina	0	14	14	3	31
Ohio State	0	0	7	21	28

SCORING SUMMARY

2nd	12:37	SC	Pinnock 1-yard run (Weaver kick) (8-36-3:49)	7-0
	6:54	SC	Scott 7-yard pass from Petty (Weaver kick) (9-63-4:07)	14-0
3rd	12:56	SC	Gause 50-yard pass from Petty (kick failed) (6-78-2:04)	21-0
	5:38	SC	Pinnock 10-yard run (Watson pass) (12-93-5:41)	28-0
	0:00	OSU	Bellisari 2-yard run (Nugent kick) (12-77-5:38)	28-7
4th	10:18	OSU	Sanders 16-yard pass from Bellisari (Nugent kick) (7-59-1:54)	28-14
	5:02	OSU	Wells 1-yard run (Nugent kick) (3-23-0:39)	28-21
	1:54	OSU	Sanders 9-yard pass from Bellisari (Nugent kick) (7-89-2:02)	28-28
	0:00	SC	Weaver 42-yard field goal (4-4-0:23)	31-28

TEAM STATISTICS

	SC	OSU
First Downs	17	21
Net Yards Rushing	120	64
Rushing Attempts	36	35
Net Yards Passing	227	324
Cmp.-Att.-Int.	19-37-1	22-37-1
Total Offense Yards	347	388
Total Offense Plays	73	72
Fumbles: No.-Lost	0-0	0-0
Penalties: No.-Yards	8-43	6-40
Punts: No.-Yards	6-286	5-233
Punt Average	47.7	44.6
Possession Time	31:23	28:37
Sacks By: No.-Yards	3-24	3-21

INDIVIDUAL STATISTICS

RUSHING: SC: Brewer 5-61; Pinnock 12-49; Watson 11-27; Jenkins 1-2; Pinkins 1-0; Petty 6-(-19). **OSU:** Wells 19-37; Ross 1-13; Bellisari 11-10; Krenzle 4-4.

PASSING: SC: Petty 19-37-1-227. **OSU:** Bellisari 21-35-1-320; Krenzle 1-2-0-4.

RECEIVING: SC: Scott 7-83; Watson 4-37; Gause 3-72; Brewer 2-17; Pinnock 2-10; Thomas 1-8. **OSU:** Jenkins 8-152; Vance 5-61; Sanders 5-56; Gamble 2-32; Martin 1-19; Hartsock 1-4.

TACKLE LEADERS: SC: Gause 10; Moore 7; Offord 7; Brown 6; Ne-smith 6.

2001 OUTBACK BOWL

Carolina 24, Ohio State 7



January 1, 2001
Raymond James Stadium
Tampa, Florida
65,229




TAMPA, FLA. — South Carolina capped off its amazing turnaround season with an impressive 24-7 win over Ohio State in the 2001 Outback Bowl.

Claiming only the second bowl victory in the program's history, the Gamecocks ended the season 8-4 and ranked No. 19 in the AP rankings and No. 21 in the USA Today/ESPN poll.

Sophomore running back Ryan Brewer had a day to remember. The Troy, Ohio, native, who chose Carolina over his home-state university, dismantled the Buckeyes both on the ground and in the air. Brewer carried the ball 19 times, gaining 109 yards, and caught three passes for another 92 yards. The eventual game MVP was responsible for all of USC's touchdowns, scoring on runs of seven and two yards and a 28-yard TD reception early in the fourth quarter that put the game out of reach.

Also contributing on the offense for USC was quarterback Phil Petty. The junior was 9-of-19 for 175 yards and a touchdown. Jermale Kelly and Brian Scott each caught three passes.

Defensively, the Gamecocks were led by linebacker Kenny Harney who had a total of eight tackles (six unassisted), with two of those going for a loss. True freshman Deandre' Eiland contributed from his free safety position with two interceptions and tackles with three of them adding up to 17 yards of lost yardage for the Buckeyes.



South Carolina	0	3	7	14	24
Ohio State	0	0	0	7	7

SCORING SUMMARY

2nd	12:42	SC	Corse 23-yard field goal (10-47-4:15)	3-0
3rd	10:53	SC	Brewer 7-yard run (Corse kick) (7-28-3:10)	10-0
	3:51	OSU	Gurr 0-yard fumble recovery (Stultz kick) (3-66-1:15)	10-7
4th	14:17	SC	Brewer 28-yard pass from Petty (Corse kick) (4-43-0:54)	17-7
	6:11	SC	Brewer 2-yard run (Corse kick) (12-45-7:10)	24-7

TEAM STATISTICS

	SC	OSU
First Downs	18	16
Rushing	11	8
Passing	7	8
Penalty	0	0
Net Yards Rushing	218	85
Rushing Attempts	51	33
Net Yards Passing	175	173
Cmp.-Att.-Int.	9-19-1	16-28-1
Total Offense Yards	393	258
Total Offense Plays	70	61
Fumbles: No.-Lost	1-0	3-1
Penalties: No.-Yards	7-50	9-65
Punts: No.-Yards	4-187	6-225
Punt Average	46.8	37.5
Punt Returns: No.-Yards	2-18	3-43
Kickoff Returns: No.-Yards	2-33	5-100
Interceptions: No.-Yards	2-0	1-0
Possession Time	33:33	26:27
Third Down Conversions	7-14	3-12
Fourth Down Conversions	0-1	1-2
Sacks By: No.-Yards	4-23	1-9

INDIVIDUAL STATISTICS

RUSHING: SC: Brewer 19-109; Pinnock 11-33; Smith 7-33; Petty 7-23; Alexander 5-11; Scott 1-7; Spikes 1-2. **OSU:** Wells 14-52; Combs 8-25; Rambo 1-7; Bellisari 10-1; Gurr 0-0.

PASSING: SC: Petty 9-19-1-175; Brewer 0-0-0-0. **OSU:** Bellisari 14-25-1-157; Krenzel 2-3-1-16

RECEIVING: SC: Brewer 3-92; Kelly 3-43; Scott 3-40. **OSU:** Sanders 5-47; Rambo 2-65; Westbrook 2-22; Combs 2-6; Wells 2-4; Provitt 1-17; Cheatwood 1-7; Bryant 1-5.

PUNT RETURNS: SC: Brewer 2-18. **OSU:** Clements 3-43.

KICKOFF RETURNS: SC: Alexander 2-33. **OSU:** Clements 3-67; Wells 2-33.

INTERCEPTION RETURNS: SC: Eiland 2-0. **OSU:** Bullard 1-0.

TACKLE LEADERS: SC: Harney 8, Eiland 7; Wadley 6; Edwards 5; Of-ford 5. **OSU:** Clements 6; Nickey 6; Cooper 6; Pickett 6; Bullard 5; Mitchell 5; Doss 5; Collins 5.

1995 CARQUEST BOWL

Carolina 24, West Virginia 21



January 2, 1995
 Joe Robbie Stadium
 Miami, Florida
 50,833



MIAMI, FLA.— The Gamecocks defeated West Virginia 24-21 in the 1995 Carquest Bowl.

South Carolina quarterback Steve Taneyhill threw for one touchdown, ran for another and was named the game's MVP. Brandon Bennett rushed for 100 yards and fullback Stanley Pritchett scored the Gamecocks' final TD with a 1-yard power run.

The win was the first in nine bowl tries for South Carolina (7-5) and the fifth consecutive postseason loss for the Mountaineers (7-6).

Mountaineers tailback Jimmy Gray fumbled on their opening play and six plays later Taneyhill hit Boomer Foster for a 2-yard TD.

Quarterback Chad Johnston was driving West Virginia for a go-ahead score in the third quarter when the ball glanced off Lovett Purnell and was caught by cornerback Ben Washington. His twisting, juking, 42-yard return led to Pritchett's score, and West Virginia couldn't recover.

Still, the Mountaineers trailed by three throughout the final period, twice giving the ball up on downs in the final six minutes.

The Gamecocks had chances to extend the lead, but failed.

They went on a 12-play drive that got to West Virginia's 4, but Taneyhill was sacked and a field goal try was blocked.

Pritchett went on a 28-yard run with 1:14 left and was headed for a score, but fumbled the ball and West Virginia took over on its 3. Johnston, though, was sacked for the sixth time and Carolina's lead was safe.

Up 10-7, Taneyhill ended a 14-play drive just before halftime with his second touchdown run of the season. The junior ducked between two defenders, faked a throw at the line of scrimmage and dived over the top for a 4-yard score.

Reed Morton set a Carquest Bowl record with a 47-yard field goal, giving the Gamecocks a 10-0 lead in the second quarter.

West Virginia tripped itself up several times in the first half. Brooks stopped Kantroy Barber for no gain on fourth-and-2 at the Gamecocks 23. After the Mountaineers recovered Monty Means' fumble on South Carolina's next drive, Vanterpool lost the ball at the end of a 25-yard completion on the next play.

Another West Virginia sequence - this time an eight-play series - ended at South Carolina's 29 when Brooks knocked away a fourth-down pass to Robert Walker in the end zone.

Robert Walker gained 132 yards, including 62 during West Virginia's only scoring drive of the first half. He bounced through the left side for a 24-yard touchdown run to make it 10-7.



South Carolina	7	10	7	0	24
West Virginia	0	7	14	0	21

SCORING SUMMARY

1st	12:34	SC	Foster 2-yard pass from Taneyhill (Morton kick); (6-35-2:16)	7-0
2nd	12:34	SC	Morton 47-yard field goal (7-40-2:07)	10-0
	9:50	WV	Walker 24-yard run (Baumann kick) (5-67-2:44)	10-7
	2:36	SC	Taneyhill 4-yard run (Morton kick) (13-66-7:14)	17-7
3rd	11:09	WV	Purnell 6-yard pass from Johnston (Baumann kick) (4-45-2:08)	17-14
	2:40	SC	Pritchett 1-yard run (Morton kick) (7-49-3:15)	24-14
	0:34	WV	Purnell 7-yard pass from Johnston (Baumann kick) (7-70-1:56)	24-21

TEAM STATISTICS

	SC	WV
First Downs	21	16
Rushing	11	7
Passing	8	9
Penalty	2	0
Net Yards Rushing	148	150
Rushing Attempts	41	32
Net Yards Passing	227	240
Cmp.-Att.-Int.	26-36-0	19-32-1
Total Offense Yards	375	390
Total Offense Plays	77	64
Fumbles: No.-Lost	6-2	3-2
Punts: No.-Yards	4-141	2-108
Punt Average	35.2	54.0
Penalties: No.-Yards	6-38	7-55
Punt Returns: No.-Yards	1-4	3-51
Kickoff Returns: No.-Yards	2-64	4-98
Possession Time	35:26	24:34
Third Down Conversions	9-17	3-10
Fourth Down Conversion	1-2	1-4
Sacks By: No.-Yards	6-23	4-50
PAT Kicks	3-3	3-3
Field Goals	1-2	0-0

INDIVIDUAL STATISTICS

RUSHING: SC: Bennett 14-100; Pritchett 13-53; Bridges 2-13; Reddick 1-4; Troop 1-1; Taneyhill 9-(-11); Robinson 1-(-12). **WV:** Walker 16-132; Barber 6-14; Gary 3-5; Johnston 7-(-1).

PASSING: SC: Taneyhill 26-36-0-227. **WV:** Johnston 19-32-1-240.

RECEIVING: SC: Nicklow 7-51; Pritchett 5-56; Bennett 4-16; Harris 2-20; Owens 2-19; Reddick 2-10; Robinson 1-44; Means 1-8; Foster 1-2; Cates 1-1. **WV:** Abraham 7-107; Purnell 5-66; Vanterpool 4-62; Barber 2-5; Gary 1-0.

PUNT RETURNS: SC: Cates 1-4. **WV:** Logan 3-51.

KICKOFF RETURNS: SC: Bennett 2-64. **WV:** Vanterpool 3-72; Logan 1-26.

INTERCEPTION RETURNS: SC: Washington 1-42. **WV:** None.

TACKLE LEADERS: SC: Bell 6; Nealy 5; Washington 5; Smith 5; Sullivan 5. **WV:** Thomas 11; Washington 10; Emanuel 10.

1988 LIBERTY BOWL

Indiana 34, Carolina 10



December 28, 1988
Liberty Bowl Stadium
Memphis, Tennessee
39,210



MEMPHIS, TENN.— Dave Schnell passed for 378 yards and two touchdowns, including an 88-yard game-breaking toss to Rob Turner, leading Indiana to a 34-10 Liberty Bowl victory over South Carolina.

The victory capped an 8-3-1 season for Indiana. Carolina ended the year 8-4. The Gamecocks never have won a bowl game, dropping to 0-8 with the loss.

Collin Mackie had kicked a 43-yard field goal for South Carolina, making it 20-10.

But Schnell then put the game away on the first play of the fourth quarter.

He spotted Turner behind the secondary and Turner pulled in the pass at the Gamecocks' 40. He never was touched on the longest scoring pass in Liberty Bowl history.

Indiana established its dominance on its first play from scrimmage as Anthony Thompson ignited an eight-play, 88-yard scoring drive with a 48-yard run to the Gamecocks' 40-yard line. Seven plays later, Thompson, who gained 63 yards on five carries during the drive and 140 yards in the game, scored from the 7.

Cornerback Erick Coleman set up the Hoosiers' next drive when he intercepted Todd Ellis at the Indiana 31 and brought the ball back to the Gamecocks' 40.

Schnell, who completed 16 of 31 passes and was named the game's most valuable player, took Indiana to the 10-yard line in four plays before connecting with Cal Miller for the Hoosiers' second touchdown.

Miller, who was slashing across the middle of the defense, took Schnell's pass at the 4 and sliced his way through two South Carolina defenders at the 1 for a 14-0 lead with 5:54 left in the half.


The Hoosiers turned another turnover into three points late in the half. Andre Hall halted a South Carolina drive at the Hoosiers' 16 with an interception with 2:23 left in the half.

Schnell and Tony Buford combined for a 46-yard pass play to the Gamecocks' 38 on first down. Thompson broke free along the left sideline on the next play, but stepped out of bounds at the 12.

The South Carolina defense then stiffened, and Peter Stoyanovich kicked a 28-yard field goal for a 17-0 lead at the half.

South Carolina's defense put the Gamecocks back in contention in the third quarter. Antonio Walker blocked a punt by Mackey Smith and Mike Tolbert picked it up and ran 34 yards for a score.

Indiana drove 55 yards to the South Carolina 1 later in the quarter, but a mishandled snap by Schnell and an incomplete pass forced another field goal by Stoyanovich, from 19 yards, and a 20-7 lead.



Indiana	7	10	3	14	34
South Carolina	0	0	10	0	10

SCORING SUMMARY

1st	9:23	IU	Thompson 7-yard run (Stoyanovich kick)	0-7
2nd	5:54	IU	Miller 10-yard pass from Schnell (Stoyanovich kick)	0-14
	0:30	IU	Stoyanovich 28-yard field goal	0-17
3rd	12:19	SC	Tolbert 34-yard return of blocked punt (Mackie kick)	7-17
	8:31	IU	Stoyanovich 19-yard field goal	7-20
	3:36	SC	Mackie 43-yard field goal	10-20
4th	14:45	IU	Turner 88-yard pass from Schnell (Stoyanovich kick)	10-27
	8:31	IU	Thompson 8-yard run (Stoyanovich kick)	10-34

TEAM STATISTICS

	IU	SC
First Downs	23	12
Rushing	9	3
Passing	14	9
Penalty	0	0
Net Yards Rushing	185	23
Rushing Attempts	46	27
Net Yards Passing	290	130
Cmp.-Att.-Int.	17-32-1	15-37-3
Total Offense Yards	575	153
Total Offense Plays	78	64
Fumbles: No.-Lost	1-0	1-1
Penalties: No.-Yards	6-40	2-15
Punts: No.-Yards	6-157	9-339
Punt Average	26.2	37.6
Punt Returns: No.-Yards	4-12	1-44
Kickoff Returns: No.-Yards	3-58	6-146
Interceptions: No.-Yards	3-35	1-0
Possession Time	33:04	26:56
Third Down Conversions	6-18	2-14
Sacks By: No.-Yards	6-46	0-0
PAT Kicks	4-4	1-1
Field Goals	2-4	1-1

INDIVIDUAL STATISTICS

RUSHING: IU: Thompson 26-140; Way 5-32; Boyd 4-12; Matejko 2-7; Thornton 1-3; Miller 3-2; Schnell 5-(-11). **SC:** Green 11-41; Dingle 2-17; Haynes 3-5; Bing 1-2; Williams 1-2; Ellis 9-(-44).

PASSING: IU: Schnell 16-31-1-378; Thornton 1-1-0-12; **SC:** Ellis 15-37-3-130.

RECEIVING: IU: Turner 5-182; Buford 3-100; Jorden 2-33; Eddings 2-22; Miller 2-16; Thompson 2-14; Marte 1-23. **SC:** Haynes 3-15; Brooks 2-35; Parlor 2-22; Green 2-18; Platt 2-8; Rush 1-11; Watson 1-11; Bing 1-5; Miller 1-5.

PUNT RETURNS: IU: Buford 4-12. **SC:** Walker 1-10; Platt 1-0; Tolbert 0-34.

KICKOFF RETURNS: IU: Turner 2-39; Granderson 1-19. **SC:** Brooks 6-146.

INTERCEPTION RETURNS: IU: Coleman 1-29; Dewitz 1-6; Hall 1-0. **SC:** Robinson 1-0.

TACKLE LEADERS: IU: Huff 10; Sams 8; Ferry 7; Dumas 7; Schlereth 6. **SC:** Frazier 9; Taylor 9; Hinton 8; Windsor 7; Hendrix 7; McDonald 7.

1987 MAZDA GATOR BOWL

LSU 30, Carolina 13



December 31, 1987
Gator Bowl Stadium
Jacksonville, Florida
82,119



JACKSONVILLE, FLA.—South Carolina's blitzing defense backfired against seventh-ranked Louisiana State, which beat the Gamecocks 30-13 in the Gator Bowl.

LSU quarterback Tom Hodson eluded the South Carolina rush and threw three touchdown passes to wide receiver Wendell Davis, who was able to get open against the Gamecocks' one-on-one coverage. Hodson completed 20 of 32 passes for 224 yards.

Davis, LSU's all-time leading receiver, caught nine passes for 132 yards. The touchdown receptions covered 39, 12 and 26 yards.

Hodson's first two scoring passes to Davis came in the first five minutes of the game as the Tigers, who finished 10-1-1, jumped to an early 14-0 lead.

Louisiana State opened a 27-6 lead before ninth-ranked Carolina, 8-4, scored its only touchdown on a 10-yard run by Harold Green at the start of the fourth quarter.

South Carolina quarterback Todd Ellis, who broke a finger on his left hand in the second quarter, threw four interceptions and was sacked seven times for losses totaling 62 yards. Ellis completed 28 of 47 passes for 304 yards.

The Tigers took a 7-0 lead when Davis caught a sideline pass and eluded three tacklers on the 39-yard scoring play. That scoring drive was set up when Clapp sacked Ellis for a 20-yard loss, forcing the Gamecocks to punt from their own 16.

On South Carolina's next offensive series, LSU's Greg Jackson picked off an Ellis pass and returned it 48 yards to set up Hodson's second scoring pass.

Davis slipped behind South Carolina's secondary to catch a perfectly thrown ball by Hodson into the corner of the end zone as the Tigers took a 14-0 lead with 9:59 left in the opening quarter.


South Carolina took advantage of LSU's first turnover, a fumble by Davis at his own 32, to set up a 44-yard field goal by Collin Mackie.

David Browndyke sandwiched field goals of 27 and 18 yards around a 39-yard field goal by Mackie in the second period as LSU took a 20-6 halftime lead.

The Tigers took a 27-6 lead when Davis pulled in Hodson's 26-yard scoring pass to climax their opening drive of the second half.

LSU's defense not only forced five South Carolina turnovers, but limited the Gamecocks' to 25 yards net rushing. Jackson picked off two Ellis passes, returning the interceptions for total of 92 yards.

Although he wasn't sacked, Hodson fumbled twice. Both fumbles were recovered by South Carolina noseguard Roy Hart.



South Carolina	3	3	0	7	13
LSU	14	6	7	3	30

SCORING SUMMARY

1st	13:31	LSU	Davis 39-yard pass from Hodson (Browndyke kick)	0-7
	9:59	LSU	Davis 12-yard pass from Hodson (Browndyke kick)	0-14
	3:04	SC	Mackie 49-yard field goal	3-14
2nd	14:03	LSU	Browndyke 29-yard field goal	3-17
	7:59	SC	Mackie 39-yard field goal	6-17
	0:01	LSU	Browndyke 18-yard field goal	6-20
3rd	12:34	LSU	Davis 25-yard pass from Hodson (Browndyke kick)	6-27
4th	14:47	SC	Green 10-yard run (Mackie kick)	13-27
	8:17	LSU	Browndyke 23-yard field goal	13-30

TEAM STATISTICS

	SC	LSU
First Downs	21	17
Rushing	9	6
Passing	9	10
Penalty	3	1
Net Yards Rushing	25	122
Rushing Attempts	33	39
Net Yards Passing	304	224
Cmp.-Att.-Int.	28-47-4	20-32-0
Total Offense Yards	329	346
Total Offense Plays	80	71
Fumbles: No.-Lost	2-1	5-3
Penalties: No.-Yards	6-49	10-107
Interceptions: No.-Yards	0-0	4-132
Punts: No.-Yards	2-81	3-113
Punt Average	40.5	37.6
Punt Returns: No.-Yards	1-9	2-17
Kickoff Returns: No.-Yards	4-71	4-105
Possession Time	30:58	29:02
Third Down Conversions	6-19	6-18
Sacks By: No.-Yards	0-0	7-63
PAT Kicks	1-1	3-3
Field Goals	2-2	3-3

INDIVIDUAL STATISTICS

RUSHING: SC: Green 15-72; Bing 4-7; Bethea 1-9; Ellis 11-(-61); Sharpe 2-(-2). **LSU:** Fuller 14-48; Martin 8-38; Harris 5-19; V. Jones 5-12; Valentine 2-3; Eglloff 2-2; C. Jones 1-0.

PASSING: SC: Ellis 28-47-4-304. **LSU:** Hodson 20-32-0-224.

RECEIVING: SC: Green 7-45; Sharpe 6-53; Smith 4-79; Bethea 4-69. **LSU:** Davis 9-132; Martin 3-43; Moss 2-22; Kinchen 2-10; Magee 2-9; V. Jones 2-8.

PUNT RETURNS: SC: Sharpe 1-9. **LSU:** Young 1-11; Jackson 1-6.

KICKOFF RETURNS: SC: Sharpe 2-38; Jones 2-33. **LSU:** Martin 2-88; Bryant 2-17.

INTERCEPTION RETURNS: SC: None. **LSU:** Jackson 2-91; Hazard 1-21; Pierson 1-20.

TACKLE LEADERS: SC: Philpot 11; Edwards 10; Hart 10; Windsor 9; Robinson 8. **LSU:** Malbrough 10; Dunbar 8; Jackson 8; Hill 7.

1984 GATOR BOWL

Oklahoma St. 21, Carolina 14



December 28, 1984
Gator Bowl Stadium
Jacksonville, Florida
82,138



JACKSONVILLE, FLA.—Tight end Barry Hanna, who had not scored all season, turned Rusty Hilger's short pass into a dramatic 25-yard touchdown with 1:04 left, lifting ninth-ranked Oklahoma State (10-2) to a 21-14 Gator Bowl victory over No. 7 South Carolina.

The bitter setback prevented South Carolina from winning for the first time in six bowl trips, although the Gamecocks, also 10-2, are the first team in the school's history to win more than eight games in a season.

Hanna caught Hilger's pass at the Carolina 21, evaded a would-be tackler and was hit at the 8-yard-line, but dragged three defenders into the end zone.

The winning touchdown capped an 88-yard drive in 11 plays, with Hilger completing six of eight passes for 75 yards, including a 13-yarder to Hanna on fourth-and-six from the South Carolina 49.

Oklahoma State thoroughly dominated the first half and took a 13-0 lead on Thomas' 1-yard run in the first period and his 6-yard pass to Hilger in the second quarter. But the Cowboys had to come from behind after South Carolina scored twice in the third period.

The Gamecocks, whose offense was the nation's ninth best during the regular season, were held to just 71 yards in the first two periods by State's 8th-ranked defense and were shut out for the first time in any half this year.

And even though they had the football for just 1:42 in the third quarter, they managed to take a 14-13 lead on halfback Quinton Lewis' 24-yard pass to Chris Wade and a 57-yard bomb from quarterback Mike Hold to Ira Hillary. The first strike covered 71 yards in four plays and 56 seconds, while the latter was a two-play, 77-yard thrust that took only 40 seconds.


The Gamecocks' only other possession in the third period ended with a fumble on the first play, one of four South Carolina turnovers.

Oklahoma State's first-half touchdowns capped methodical, time-consuming drives of 69 and 74 yards.

Thomas and Hilger produced all the yards as Oklahoma State took a 7-0 lead on its first possession. Thomas carried eight times for 40 yards, while Hilger completed all four pass attempts for 29 yards.

The Cowboys made it 13-0 at 5:21 of the second period after linebacker Ricky Adams recovered a fumble by Hold at the OSU 26.

The 15-play drive included a 20-yard back-hand shovel pass from Hilger to Thomas. On third-and-goal from the six, Hilger pitched right to Thomas, and the tailback lobbed the ball back to the left to Hilger, who scored easily.



Oklahoma St.	7	6	0	8	21
South Carolina	0	0	14	0	14

SCORING SUMMARY

1st	8:16	OSU	Thomas 1-yard run (Roach kick) (12-69-5:19)	0-7
2nd	9:39	OSU	Hilger 6-yard pass from Thomas (kick failed) (15-74-5:16)	0-13
3rd	7:36	SC	Wade 24-yard pass from Q. Lewis (Hagler kick) (4-71-0:56)	7-13
	2:44	USC	Hillary 57-yard pass from Hold (Hagler kick) (2-77-0:40)	14-13
4th	1:04	OSU	Hanna 25-yard pass from Hilger (Harris pass from Hilger) (11-88-2:37)	14-21
				14-21

TEAM STATISTICS

	OSU	SC
First Downs	22	14
Rushing	10	8
Passing	11	6
Penalty	1	0
Net Yards Rushing	165	104
Rushing Attempts	43	42
Net Yards Passing	211	194
Cmp.-Att.-Int.	25-42-1	8-21-1
Total Offense Yards	376	298
Total Offense Plays	85	63
Fumbles: No.-Lost	2-0	6-3
Penalties: No.-Yards	3-21	5-38
Punts: No.-Yards	5-177	7-292
Punt Average	35.4	41.7
Punt Returns: No.-Yards	0-0	2-3
Kickoff Returns: No.-Yards	0-0	3-52
Interceptions: No.-Yards	1-34	1-0
Possession Time	34:28	25:32
Third Down Conversions	9-18	7-17
Sacks By: No.-Yards	0	3
PAT Kicks	1-2	2-2
Field Goals	0-2	0-0

INDIVIDUAL STATISTICS

RUSHING: OSU: Thomas 32-155; Hilger 7-4, Crawford 2-2; Zachary 1-2; Timmons 1-2. **SC:** Lewis 6-36; Hold 18-33; Dewey 13-20; Smith 2-12; Brown 3-3.

PASSING: OSU: Hilger 24-41-1-205; Thomas 1-1-0-6. **SC:** Hold 7-20-1-170; Lewis 1-1-0-24.

RECEIVING: OSU: Hanna 8-92; Lewis 3-33; Wemer 3-24; Thomas 3-3; Harris 2-18; Zachary 2-16; Riley 2-9; Crawford 1-10; Hilger 1-6. **SC:** Hillary 2-75; Poole 1-45; Wade 1-24; Corley 1-14; Dendy 1-14; Bacon 1-12.

PUNT RETURNS: OSU: None. **SC:** Dunlap 2-3.

KICKOFF RETURNS: OSU: None. **SC:** Brown 2-45; White 1-7.

INTERCEPTION RETURNS: OSU: D. Williams 1-34. **SC:** Gilliard 1-0.

TACKLE LEADERS: OSU: Monger 14; O'Neal 12; Ham 12; Thompson 10; Harding 10. **SC:** Seawright 15; Vogel 12; Hill 11, McIntee 7.

1980 GATOR BOWL

Pittsburgh 37, Carolina 9



December 29, 1980
Gator Bowl Stadium
Jacksonville, Florida
72,287




JACKSONVILLE, FLA.—South Carolina's second trip to the prestigious Gator Bowl was not much better than the first trip — 34 years before. The Pitt Panthers, gunning for a national championship, poured it on the Gamecocks, 37-9.

The game matched two nationally-ranked teams. Pitt came in with the #4 national ranking and South Carolina was ranked 17th. In addition, two of the nation's best athletes, South Carolina's George Rogers and Pitt's Hugh Green, were showcased. Rogers, who rushed for 113 yards, had won the Heisman Trophy while Green, who recorded five tackles, was honored as the nation's finest lineman with the Lombardi Trophy.

An unusually cold evening with temperatures in the 40s and 15 mph winds greeted the teams and South Carolina didn't react to the adverse conditions from the word go. Rogers broke open for a nice seven-yard gain on the first play, but fumbled with the Panthers recovering on the South Carolina 29 yard line. Seven plays and four minutes later Pitt scored to take a 7-0 lead, a lead they would not relinquish.

South Carolina finally got on the scoreboard before the half on a 39-yard Eddie Leopard field goal. At the half Pittsburgh led 17-3 and led 34-3 by the end of the third quarter as turnovers and an inability to move the ball plagued the Gamecocks.

Pat Bowen picked off a pass and returned it 31 yards to the 14-yard line with 3:34 left to play in the game. Quarterback Gordon Beckham then connected with Tim Gillespie for South Carolina's lone touchdown.



Pittsburgh	10	7	17	3	37
South Carolina	0	3	0	6	9

SCORING SUMMARY

1st	10:57	PITT	Trocan 1-yard run (Trout kick)	0-7
	1:11	PITT	Trout 35-yard field goal	0-10
2nd	7:05	SC	Leopard 39-yard field goal	3-10
	2:05	PITT	Collier 3-yard pass from Marino (Trout kick)	3-17
3rd	8:00	PITT	Trout 25-yard field goal	3-20
	4:34	PITT	McMillan 3-yard run (Trout kick)	3-27
	0:39	PITT	McMillan 42-yard pass from Trocan (Trout kick)	3-34
4th	5:32	PITT	Trout 29-yard field goal	3-37
	3:26	SC	Gillespie 14-yard pass from Beckham (kick failed)	9-37

TEAM STATISTICS

	PITT	SC
First Downs	22	17
Net Yards Rushing	165	116
Rushing Attempts	40	40
Net Yards Passing	233	168
Cmp.-Att.-Int.	17-35-3	11-27-3
Total Offense Yards	398	284
Total Offense Plays	75	67
Fumbles: No.-Lost	1-1	3-2
Penalties: No.-Yards	11-73	3-12
Punts: No.-Yards	3-91	7-210
Punt Average	30.3	30.0
Possession Time	32:33	27:27
Third Down Conversions	7-14	5-15

INDIVIDUAL STATISTICS

RUSHING: PITT: McMillan 13-59; Hawkins 9-50; Trocano 8-41; DiBartola 3-12; Thomas 2-5; Jones 1-3; Marino 1-2; Daniels 3-(-7). **SC:** Rogers 27-113; Wright 4-23; Harper 4-7; Reeves 3-(-2); Beckham 2-(-11).

PASSING: PITT: Trocano 10-21-2-155; Marino 7-13-0-78; Daniels 0-1-1-0. **SC:** Harper 7-16-1-116; Beckham 4-10-1-52; Reeves 0-1-1-0.

RECEIVING: PITT: Collier 5-57; Pryor 4-36; Collins 3-50; McMillan 2-46; Dombrowski 2-30; Hawkins 1-14. **SC:** Scott 7-109; Gillespie 2-32; Cornett 1-14; Gettel 1-13.

TACKLE LEADERS: SC: Baxley 16; Kater 14; Ellis 10; Allen 9.

1979 HALL OF FAME BOWL

Missouri 24, Carolina 14



December 28, 1979
Legion Field
Birmingham, Ala.
62,785



BIRMINGHAM, ALA.—The South Carolina Gamecocks fell short in a 24-14 loss to Missouri in the third annual Hall of Fame Bowl.

South Carolina took the opening kickoff and behind the running of George Rogers and the passing and catching of Garry Harper and Zion McKinney, scored a 20-yard touchdown pass.

Led by All-Big Eight quarterback Phil Bradley, the Tigers' responded with a 22-yard field goal.

Percey Reeves was hit and fumbled on the ensuing kickoff with the Tigers recovering on the 28. Bradley hit Newman with a scoring strike eight seconds later and USC was never to lead again.

Missouri took over again and moved the ball 30 yards to go up 17-6 before halftime. The Gamecocks cut the deficit to 17-14, but MU answered for the final points.

Bradley was named the game's MVP while Rogers was tabbed as the Offensive Player of the Game after rushing for 133 yards.

Missouri	0	17	7	0	24
South Carolina	6	0	8	0	14

SCORING SUMMARY

1st	SC	McKinney 20-yard pass from Harper (run failed)	6-0
2nd	MU	Verrilli 22-yard field goal	6-3
	MU	Newman 28-yard pass from Bradley (Verrilli kick)	6-10
	MU	Bradley 1-yard run (Verilli kick)	6-17
3rd	SC	Harper 11-yard run (McKinney pass from Harper)	14-17
	MU	Ellis 12-yard run (Verrilli kick)	14-24

TEAM STATISTICS

	MU	SC
First Downs	17	20
Rushing	12	13
Passing	4	7
Net Yards Rushing	209	142
Rushing Attempts	52	47
Net Yards Passing	72	121
Cmp.-Att.-Int.	7-11-0	13-20-1
Total Offense Yards	281	263
Fumbles: No.-Lost	2-1	1-1
Punts: No.-Yards	6-266	6-210
Punt Average	44.3	35.0
Penalties: No.-Yards	5-50	2-16

INDIVIDUAL STATISTICS

RUSHING: MU: Wilder 24-95; Ellis 12-81; Bradley 11-25; Hill 4-18; Meyer 1-3. **SC:** Rogers 25-133; Clark 10-48; Dorsey 2-5; Reeves 1-4; Harper 9-(-48).

PASSING: MU: Bradley 7-11-0-72. **SC:** Harper 13-19-1-121; Reeves 0-1-0-0.

RECEIVING: MU: Blair 2-22; Gibler 2-21; Wilder 2-1; Newman 1-28. **SC:** McKinney 5-87; Rogers 3-18; Clark 2-7; Scott 1-6; Smith 1-3.

PUNT RETURNS: MU: Whitaker 1-1; Newman 1-(-3). **SC:** Smith 1-(-1).

KICKOFF RETURNS: MU: Richards 1-22; Fellows 1-19. **SC:** Smith 2-42; Powell 1-27; Reeves 1-10.

1975 TANGERINE BOWL

Miami (Ohio) 20, Carolina 7



December 20, 1975
Tangerine Bowl
Orlando, Florida
20,247



ORLANDO, FLA.—Despite a brilliant individual effort by Jeff Grantz, South Carolina lost to Miami (Ohio), 20-7. Grantz passed for 228 yards, hitting on 18-of-29 passes.

South Carolina took the opening kickoff and marched down the field on a well directed attack by Grantz only to miss a 26-yard field goal.

A short punt set Miami up for its initial score, coming on a five-yard run by Carpenter after a 42-yard, seven-play drive.

Carpenter scored on another run just prior to the half to give Miami a 14-0 lead and they ran that to 17-0 early in the third quarter.

Grantz's passing enabled Carolina to finally get on the scoreboard late in the third quarter. He passed for 60 yards during the 13-play, 73-yard drive. The score came on a three-yard Tom Amrein dive.



Miami (Ohio)	7	7	3	3	20
South Carolina	0	0	7	0	7

SCORING SUMMARY

1st	MU	Carpenter 5-yard run (Johnson kick)	0-7
2nd	MU	Carpenter 1-yard run (Johnson kick)	0-14
3rd	MU	Johnson 47-yard field goal	0-17
	SC	Amrein 3-yard run (Marino kick)	7-17
4th	MU	Johnson 33-yard field goal	7-20

TEAM STATISTICS

	MU	SC
First Downs	19	17
Net Yards Rushing	238	56
Rushing Attempts	60	30
Net Yards Passing	137	228
Cmp.-Att.-Int.	10-13-1	18-29-1
Total Offense Yards	375	284
Fumbles: No.-Lost	0-0	1-0
Punts: No.-Yards	4-143	6-269
Punt Average	35.8	44.8
Punt Returns: No.-Yards	1-8	1-3
Kickoff Returns: No.-Yards	2-66	5-89
Penalties: No.-Yards	5-35	3-24

INDIVIDUAL STATISTICS

RUSHING: MU: Carpenter 29-120; Smith 17-64; Walker 10-44; Zwyer 3-8; Green 1-2. **SC:** Williams 9-57; Long 11-19; Amrein 2-9; Grantz 7-(-12); Chastain 1-(-17).

PASSING: MU: Smith 10-13-1-137. **SC:** Grantz 18-29-1-228.

RECEIVING: MU: Walker 4-44; Joecken 3-68; Zwyer 1-14; Green 1-6; Rhodes 1-5. **SC:** Logan 9-109; Stephens, 4-51; Thomas 1-25; Amrein 1-10; Long 1-13; Nemeth 1-12; Williams 1-3.

PUNT RETURNS: MU: Feight 1-8. **SC:** Garrett 1-3.

KICKOFF RETURNS: MU: Walker 2-66. **SC:** Halminski 4-77; Chastain 1-12.

1969 PEACH BOWL

West Virginia 14, Carolina 3



December 30, 1969
Grant Field
Atlanta, Georgia
48,452




ATLANTA, GA.—South Carolina's first bowl game in 24 years was a defensive battle with West Virginia posting a 14-3 win in the Peach Bowl.

West Virginia scored on its first possession of the game. The Mountaineers marched 66 yards in 10 plays capped by Gresham's 10-yard run to go up 7-0.

Late in the first half, Tommy Suggs led Carolina down the field and had a first-and-goal at the West Virginia 10 before a fumble thwarted the drive.

But a West Virginia fumble of a punt set up a score just before the half and place kicker Bill DuPre booted through a 37-yard kick to get on the board.

After a scoreless third quarter, Carolina mounted one serious drive that was stalled by a pass interception. West Virginia scored with 23 seconds left in the game, thanks to another pass interception.



West Virginia	7	0	0	7	14
South Carolina	0	3	0	0	3

SCORING SUMMARY

1st	9:24	WV	Gresham 10-yard run (Braxton kick) (10-66-4:09)	0-7
2nd	3:49	SC	DuPre 37-yard field goal (10-21)	3-7
4th	0:23	WV	Braxton 1-yard run (Braxton kick) (11-61-3:47)	3-14

TEAM STATISTICS

	WV	SC
First Downs	21	11
Rushing	19	3
Passing	0	8
Net Yards Rushing	356	64
Rushing Attempts	79	38
Net Yards Passing	3	126
Cmp.-Att.-Int.	1-2-0	11-23-2
Total Offense Yards	359	190
Fumbles: No.-Lost	6-3	1-1
Punts: No.-Yards	4-104	6-236
Punt Average	26.0	39.3
Penalties: No.-Yards	2-30	5-65

INDIVIDUAL STATISTICS

RUSHING: WV: Williams 35-208; Gresham 16-98; Braxton 20-60; Sherwood 8-(-10). **SC:** Muir 18-52; Holloman 7-18; Yoakum 2-10; Suggs 11-(-16).

PASSING: WV: Sherwood 1-2-0-3. **SC:** Suggs 9-17-1-98; Yoakum 2-6-1-28.

RECEIVING: WV: Braxton 1-3. **SC:** Holloman 5-33; Hamrick 4-64; Muir 2-29.

PUNT RETURNS: WV: Pobolich 4-25; Jenkins 1-18. **SC:** None.

KICKOFF RETURNS: WV: Gresham 1-25; Ward 1-14. **SC:** Harris 3-67.

INTERCEPTION RETURNS: WV: Snively 2-0. **SC:** None.

1946 GATOR BOWL

Wake Forest 26, Carolina 14

January 1, 1946
Gator Bowl Stadium
Jacksonville, Florida
7,362

JACKSONVILLE, FLA.—Despite a record-breaking 90-yard pass interception return for a touchdown, the South Carolina Gamecocks fell to old nemesis Wake Forest, 26-14 in the inaugural Gator Bowl.

This was the first bowl outing for the Gamecocks and the first and last season for coach Johnnie McMillan. He was filling in for coach Rex Enright who was completing his military obligation. Enright had a lot to do with the Gamecocks receiving the bid as he was stationed in the Jacksonville area.

The game was a rematch of sorts since weeks before Carolina and Wake Forest had played to a 13-13 deadlock. But playing in 55 degree weather before a near capacity crowd did not serve well.

Wake Forest jumped off to an early 6-0 first-quarter lead on a three-yard run by Nick Sacrinty. But the Gamecocks used the one-yard burst by Bobby Giles and a Dutch Brembs extra point to grab a 7-6 half time lead.

Wake Forest regained the lead with a Dick Brinkley run and the kick was blocked to lead, 12-7. Brinkley scored another touchdown early in the fourth quarter and added a 25-yard Bob Smathers run to blow to a 26-7 lead.

The only joy left for South Carolina in its first bowl appearance was the record-setting return by Brembs.

Wake Forest	6	0	6	14	26
South Carolina	0	7	0	7	14

SCORING SUMMARY

1st	WF	Sacrinty 3-yard run (kick failed)	0-6
2nd	SC	Giles 1-yard run (Brembs kick)	7-6
3rd	WF	Brinkley 3-yard run (kick blocked)	7-12
4th	WF	Brinkley 1-yard run (Sacrinty kick)	7-19
	WF	Smathers 25-yard run (Sacrinty kick)	7-26
	SC	Brembs 90-yard interception return (Brembs kick)	14-26

TEAM STATISTICS

	WF	SC
First Downs	24	7
Net Yards Rushing	378	88
Net Yards Passing	18	69
Cmp.-Att.-Int.	1-6-2	4-11-1
Total Offense Yards	396	157
Punt Average	27.0	37.0
Penalties: No.-Yards	8-70	1-5

INDIVIDUAL STATISTICS

RUSHING: WF: N. Sacrinty 27-188; Brinkley 97; B. Sacrinty 76; Smathers 41; Bullard 28; Gary 21; Grandy 6; Ognovich 2. **SC:** Brembs 44; Giles 11; Harrison 10; Carr 10; Hanson 6; Maginn 4; Sideman 3.



BOWL SEASON™

A CELEBRATION OF COLLEGE FOOTBALL

2023-24 SCHEDULE

 DEC. 16 New Orleans, LA 2:15 PM ESPN	 DEC. 16 Orlando, FL 3:30 PM ABC	 DEC. 16 Albuquerque, NM 5:45 PM ESPN	 DEC. 16 Inglewood, CA 7:30 PM ABC	 DEC. 16 Shreveport, LA 9:15 PM ESPN	 DEC. 16 Nassau, Bahamas 11:00 AM ESPN	 DEC. 16 Atlanta, GA 12:00 PM ABC	 DEC. 18 Myrtle Beach, SC 2:30 PM ESPN	 DEC. 19 Frisco, TX 9:00 PM ESPN
 DEC. 21 Boca Raton, FL 8:00 PM ESPN	 DEC. 22 Tampa, FL 6:30 PM ESPN	 DEC. 23 Birmingham, AL 12:00 PM ABC	 DEC. 23 Montgomery, AL 12:00 PM ESPN	 DEC. 23 Fort Worth, TX 3:30 PM ABC	 DEC. 23 Boise, ID 3:30 PM ESPN	 DEC. 23 Mobile, AL 7:00 PM ESPN		
 DEC. 23 Las Vegas, NV 7:30 PM ABC	 DEC. 23 Honolulu, HI 10:30 PM ESPN	 DEC. 26 Detroit, MI 2:00 PM ESPN	 DEC. 26 University Park, TX 5:30 PM ESPN	 DEC. 26 Phoenix, AZ 9:00 PM ESPN	 DEC. 27 Annapolis, MD 2:00 PM ESPN	 DEC. 27 Charlotte, NC 5:30 PM ESPN		
 DEC. 27 Houston, TX 9:00 PM ESPN	 DEC. 28 Boston, MA 11:00 AM ESPN	 DEC. 28 Bronx, NY 2:15 PM ESPN	 DEC. 28 Orlando, FL 5:45 PM ESPN	 DEC. 28 San Antonio, TX 9:15 PM ESPN	 DEC. 29 Jacksonville, FL 12:00 PM ESPN	 DEC. 29 El Paso, TX 2:00 PM CBS		
 DEC. 29 Memphis, TN 3:30 PM ESPN	 DEC. 29 Arlington, TX 8:00 PM ESPN	 DEC. 30 Atlanta, GA 12:00 PM ESPN	 DEC. 30 Nashville, TN 2:00 PM ABC	 DEC. 30 Miami, FL 4:00 PM ESPN	 DEC. 30 Tucson, AZ 4:30 PM BARSTOOL	 JAN. 1 Tampa, FL 12:00 PM ESPN2		
 JAN. 1 Orlando, FL 1:00 PM ABC	 JAN. 1 Glendale, AZ 1:00 PM ESPN	 TBD San Diego, CA TBD FOX	 JAN. 1 Pasadena, CA 5:00 PM ESPN CFP Semifinal	 JAN. 1 New Orleans, LA 8:45 PM ESPN CFP Semifinal	 JAN. 8 Houston, TX 7:30 PM ESPN			

*All times ET and all Bowls subject to change.

#BOWLSEASON @BOWLSEASON BOWLSEASON.COM



////// INFORMATION ////



Henry D. McMaster
Governor of South Carolina
Ex officio Chair of the Board



Thad H. Westbrook
Chair
11th Judicial Circuit



Rose Buyck Newton
Vice Chair
14th Judicial Circuit



C. Dorn Smith III, M.D.
Chair Emeritus
3rd Judicial Circuit



C. Dan Adams
Governor's Designee



Alex English
5th Judicial Circuit



C. Edward Floyd, M.D.
12th Judicial Circuit



Brian C. Harlan
8th Judicial Circuit



Henry L. Jolly Jr., D.M.D.
7th Judicial Circuit



Richard A. Jones Jr.
Governor's Appointee



Miles Loadholt
2nd Judicial Circuit



Hubert F. "Hugh" Mobley
6th Judicial Circuit



Elizabeth Scott Moïse
Alumni Association President



Leah B. Moody
16th Judicial Circuit



Emma W. Morris
10th Judicial Circuit



Reid T. Sherard
13th Judicial Circuit



John C. von Lehe Jr.
9th Judicial Circuit



Ellen Weaver
State Superintendent of Education



Charles H. Williams II
1st Judicial Circuit



L. Cameron Howell IV
Secretary of the Board



**MICHAEL D.
AMIRIDIS**

UNIVERSITY PRESIDENT

KAVALA, GREECE

SECOND YEAR AT SOUTH CAROLINA



The Amiridis File

Wife:	Ero Aggelopoulou-Amiridis
Children:	Aspasia and Dimitri
College:	Aristotelian University of Thessaloniki in Greece (1985) Wisconsin (1991)

Michael Amiridis began his term as the 30th president of the University of South Carolina system on July 1, 2022.

Prior to coming to USC, he had served as chancellor of the University of Illinois-Chicago since 2015.

Amiridis earned his Ph.D. in chemical engineering from the University of Wisconsin-Madison in 1991. As a researcher, he earned the National Science Foundation's award for early-career scientists and engineers in 1999. He was elected a fellow of the American Association for the Advancement of Science in 2012 and a fellow of the American Institute of Chemical Engineers in 2015.

During his tenure at UIC, the school completed a successful capital campaign that raised more \$750 million and saw six years of record campus enrollment, while winning national accolades for attracting an increasingly diverse student population. He served on the Chicagoland Chamber of Commerce Board of Directors for seven years.

Prior to his leadership at UIC, Amiridis spent more than two decades at the University of South Carolina in Columbia. He held positions as a chemical engineering professor, department chair, dean of the College of Engineering and Computing and, from 2009 to 2015, the university's executive vice president for academic affairs and provost. He received numerous awards as a professor, including the University of South Carolina's Michael J. Mungo Undergraduate and Graduate Teaching Awards and the Samuel Litman Distinguished Professor Award.

Amiridis was born in Greece and was recognized by Carnegie Corporation of New York as a Great Immigrant in 2022. He and his wife, Ero, have two children, both graduates of the University of South Carolina.

Presidents of South Carolina

1. Jonathan Maxcy 1804-1820
2. Thomas Cooper..... 1821-1834
- Robert Henry 1834 *President pro tempore*
- Henry Junius Nott 1834-1835 *Chairman of the Faculty*
3. Robert Woodward Barnwell.. 1835-1841
4. Robert Henry..... 1841-1845
5. William C. Preston 1845-1851
- Francis Lieber 1851 *President pro tempore*
6. James H. Thornwell 1851-1855
7. Charles F. McCay 1855-1857
8. Augustus B. Longstreet..... 1857-1861
- Maximilian LaBorde..... 1861-1865 *Chairman of the Faculty*
- Robert Woodward Barnwell.. 1865-1873 *Chairman of the Faculty*
- Benjamin B. Babbitt 1873-1875 *Chairman of the Faculty*
- Anson W. Cummings..... 1875-1877 *Chairman of the Faculty*
9. William Porcher Miles 1880-1882
10. John McLaren McBryde..... 1883-1891
11. James Woodrow..... 1891-1897
12. Frank C. Woodward 1897-1902
13. Benjamin Sloan 1902-1908 *Acting President '02-'03*
- Andrew C. Moore..... 1908-1909 *Acting President*
14. Samuel Chiles Mitchell 1909-1913
- Andrew C. Moore..... 1913-1914 *Acting President*
15. William Spenser Currell 1914-1922
16. William Davis Melton 1922-1926
- Leonard T. Baker..... 1926 *Acting President*
17. Davison McDowell Douglas . 1927-1931
18. Leonard T. Baker..... 1931-1936
19. James Rion McKissick..... 1936-1944
- Leonard T. Baker..... 1944-1945 *Acting President*
20. Norman Murray Smith..... 1945-1952
- Francis Wright Bradley 1952 *Acting President*
21. Donald S. Russell 1952-1957
22. Robert Llewellyn Sumwalt 1957-1962 *Acting President '57-'59*
23. Thomas F. Jones 1962-1974
24. William H. Patterson 1974-1977
25. James B. Holderman..... 1977-1990
- Arthur K. Smith 1990-1991 *Interim President*
26. John M. Palms..... 1991-2002
27. Andrew Sorensen 2002-2008
28. Harris Pastides 2008-2019
29. Robert L. Caslen 2019-2021
- Harris Pastides 2021-2022 *Interim President*
30. Michael D. Amiridis..... 2022-Present



**RAY
TANNER**
ATHLETICS DIRECTOR
(NORTH CAROLINA STATE, 1980)
27TH YEAR AT SOUTH CAROLINA



The Tanner File

Born:	March 25, 1958
Hometown:	Benson, N.C.
Wife:	Karen
Children:	Gracie, Maggie and Luke

University of South Carolina Athletics Director Ray Tanner begins his 12th year guiding the Gamecocks' athletics programs. After a long and highly successful career as Carolina's baseball coach, Tanner officially began his new duties on Aug. 2, 2012. On March 17, 2023, Tanner was awarded a contract extension, keeping him in the AD's chair until 2026.

As reforms start to take place in intercollegiate athletics, Tanner has maintained the importance of the student-athlete experience at South Carolina. The athletics department has committed to giving each student-athlete the maximum amount of financial awards as allowed by the Alston vs. NCAA Supreme Court decision.

South Carolina has also put resources in place for its student-athletes to take advantage of the Name, Image, Likeness opportunities. Whether it is NIL compensation-generating opportunities or learning about promotion, branding and business, Gamecock student-athletes can succeed in this new landscape of intercollegiate athletics.

Under Tanner's watch, Gamecock student-athletes have achieved tremendous success in intercollegiate athletic competition, in the classroom and in the community.

Gamecock student-athletes have posted a cumulative 3.0 grade point average or better in 33-consecutive semesters. Since 2015, Gamecock student-athletes have earned more SEC Academic Honor Roll honors than any other school. The departmental GPA of 3.700 in Spring 2020 was a school record, topping the previous mark of 3.338 set in Spring 2019.

Under Tanner's watch, the Gamecocks have won three national championships (2014 equestrian, 2017 and 2022 women's basketball), 17 SEC regular season and tournament championships and have posted three of the top six finishes in the Learfield IMG College Directors' Cup All-Sports Standings in school history, including a 21st-place finish in 2016-17.

During Tanner's tenure as AD, the Gamecocks have had 40 teams finish in the Top 10 and 85 finish in the Top 25.

In September 2014, Tanner spearheaded the development of "The Gamecock Student-Athlete Promise," a document that showcases the depth and breadth of the commitments the South Carolina Athletics Department has made to its student-athletes. As part of the document, USC became the first school in the SEC to guarantee four-year scholarships for all qualifying sports. It also offers former student-athletes the opportunity to return to campus to complete their undergraduate degree as part of the "Gamecock Degree Completion Program."

In fulfilling The Promise, the Gamecock athletics department launched "Beyond Sports," a professional development and internship summer program for student-athletes, who wish to get "real world" experience in their field of study.

As part of giving Gamecock student-athletes a "championship experience", the commitment to develop the finest facilities in the nation continues.

Since taking on the athletics director role, every athletics program at USC has been the beneficiary of either a new or significantly upgraded practice or competi-

tion facility. These include the Cyndi and Kenneth Long Family Football Operations Center, Springs-Brooks Plaza and the Bignon Game Day Center, Jerri and Steve Spurrier Football Indoor Practice Facility, USC Soccer Complex, Wheeler Beach Volleyball facility, Carolina Softball Stadium, practice courts, training rooms and weight rooms for basketball and volleyball, and locker rooms in Carolina Natatorium.

For the 2022 football season, Williams-Brice Stadium had new LED lighting, ribbon boards and audio upgrades to enhance the fan experience.

Prior to the 2020 football season, renovations to Williams-Brice Stadium included upgrades in premium seating for the East Side, West Side and South Lower, as well as a new "2001 Club" located near the team entrance.

Tanner has negotiated contracts for Gamecock Athletics that have created additional exposure and revenue for the department. As part of a 10-year agreement with IMG, a new center-hung scoreboard and 360-degree LED ribbon board was added to Colonial Life Arena in 2018. South Carolina's IMG marketing arrangement, finalized in 2016, was ranked as the seventh-largest in college athletics by the Portland Business Journal.

The Gamecocks have a 10-year contract with Under Armour as its official outfitter, which was signed in 2016. At that time, the contract was one of the 10 largest in college athletics, ranked by Forbes magazine.

During Tanner's tenure, revenues and expenses for Gamecock athletics have increased more than 52 percent. While the costs of sustaining a major college athletics department is increasing, Tanner is committed to giving Gamecock student-athletes a "championship experience."

Tanner ensured Gamecock student-athletes had the latest in safety and health precautions during the COVID-19 pandemic, working closely with campus and local health officials and represented their interests on the SEC and national collegiate level.

Tanner recently served on the NCAA Division I Baseball Committee for four years and was its chair for two seasons.

A dedicated community leader whose charitable organization, The Ray Tanner Foundation, has made a difference in many South Carolina families, a three-time National Coach of the Year and Southeastern Conference Coach of the Year, Tanner completed 16 years as head coach at the University of South Carolina, establishing one of the premier programs in college baseball prior to being named AD. He led the Garnet & Black to two NCAA Division I Baseball Championships, a pair of national runner-up finishes, six College World Series appearances, three SEC championships, six SEC Eastern division titles, a SEC tournament crown and 13 consecutive NCAA Tournament appearances.

Tanner gained valuable experience at an international level in his association with USA Baseball. He served five stints with Red, White and Blue, including in 2003 as head coach for the USA National Baseball Team. He was named the U.S. National Coach of the Year for his work that season.

Tanner was named the South Carolina head coach June 14, 1996, after nine successful seasons as head coach at his alma mater, North Carolina State. He celebrated his 25th year at South Carolina during the 2021-22 academic year.

Born March 25, 1958 in Smithfield, N.C., Tanner owns two degrees from NC State. He and his wife, Karen, have three children, Gracie, Maggie and Luke.



RICE ATHLETICS CENTER



Michael Amiridis
President



Eva Monsma
Faculty Representative



Ray Tanner
Athletics Director



Chance Miller
Senior Deputy Athletics Director



Judy Van Horn
Deputy AD/Internal Ops/Risk Mgmt



Jeff Tallant
Chief Financial Officer



Charles Bloom
Executive Associate AD/CCO



Maria Hickman
Exec. Assoc. AD/SWA/Diversity



Chris Rogers
Executive Associate AD/Admin.



Jeff Davis
Senior Assoc. AD/Ops & Facilities



Lance Grantham
Sr. Assoc. AD/Ticketing & Parking



Wayne Hiott
Sr. Associate AD/Development



Andy Humes
Sr. Associate AD/Compliance



John Kasik
Sr. Assoc. AD/Sports Medicine



Charlie Ball-Burrell
Associate AD/Academics



Clark Cox
Associate AD/Facility Services



Hilary Cox
Associate AD/Administration



Steve Fink
Associate AD/Communications



Justin King
Assoc. AD/New & Creative Media



Kyle Lipsey
Assoc. AD/Apparel Operations



Joe Lisle
Associate AD - Video Operations



Dan Stahl
Assoc. AD/Revenue Generation



Erin Abbey
Assistant AD/Compliance



Tim Flanagan
Asst. AD/Sports Turf Operations



Megan Kennington
Asst. AD/Event Management



Diana Koval
Assistant AD/Communications



Angie Ludwig
Asst. AD/Compliance Eligibility



Tyson Lusk
Asst. AD/Development



Joe O'Clair
Asst. AD/Marketing & Fan Exp.



Michael Stovall
Asst. AD/Student-Athlete Develop.



Clay Wilson
Assistant AD/Ticketing



Blake Woodward
Assistant AD/Ticket Sales



Johnny Gregory
Special Assistant to the AD



Charles Waddell
Special Assistant to the AD



A recipient of the 2021 and 2022 Super 11 Award as presented by the Football Writers Association of America, the University of South Carolina Athletics Communications and Public Relations department's mission is to strategically provide communication between the athletics department and its internal and external constituents, increase awareness of and interest in Gamecock Athletics and to publicize the activities and achievements of the student-athletes, coaches, teams and the athletics department.

We understand the importance of assisting the media in providing coverage of the University, its athletics programs, administrators, coaches and student-athletes. Our goal is to disseminate information as widely, uniformly and fairly as possible using accepted media standards. To this end, the best attempt will be made to fill reasonable requests by recognized media outlets. Members of the media are encouraged to work with our staff to assist in that endeavor.



Steve Fink
Associate Athletics Director
Football



Diana Koval
Assistant Athletics Director
Women's Basketball



Patrick Osborne
Director
Social Media



Michael DeBates
Assoc. Communications Director
Men's Basketball; Golf



Joe Kepler
Assoc. Communications Director
Volleyball; Beach Volleyball



Kent Reichert
Assoc. Communications Director
Baseball



Brian Alden
Asst. Communications Director
Men's Soccer; Softball



Chase Berley
Asst. Communications Director
Swimming/Diving; Tennis



David Fox
Asst. Communications Director
Track & Field; Cross Country

**University of South Carolina Athletics
Communications and Public Relations**

Rice Athletics Center
1304 Heyward Street
Columbia, SC 29208

Phone: 803-777-5204

www.GamecocksOnline.com



SOUTH CAROLINA

**STEVE FINK
KENT REICHERT
DAVID FOX**

The University of South Carolina understands the importance of assisting the media in providing coverage of the institution, its athletics programs, administrators, coaches and student-athletes. Our goal is to disseminate information as widely, uniformly and fairly as possible using normally accepted media standards. To this end, the best attempt will be made to fill reasonable requests by recognized media outlets. Members of the media are encouraged to work with the South Carolina Athletics Communications and Public Relations staff to assist in that endeavor. **It is not permissible for media members to schedule interviews directly with any athletics department administrator, associate, coach or student-athlete without first working through the communications department.**

Press Credentials

Working press credentials for the 2023 South Carolina home football games must be requested online through www.sportssystem.com/clients/seccredentials. Credential requests must come from the sports editor or the sports director only.

It is not possible to accommodate all requests. No one under 18 years of age will be issued a credential without prior approval.

The credentialing system will begin operation approximately August 1. All credentials will be approved and issued on a game-by-game basis only. Requests should be made no later than seven (7) days prior to game day and will be approved the week of the game. Once approved, **ALL** credentials must be picked up on game day at Media Will Call, located on the west side of the stadium by the press box elevators. Media Will Call will open three (3) hours prior to kick-off. A photo ID must be presented to receive the press credential. Photographers must have appropriate equipment on hand to receive a sideline photo vest.

Any questions or concerns can be directed to Associate Director of Athletics Communications and Public Relations Kent Reichert at 803-777-5257 or by email at kentr2@mailbox.sc.edu.

Note: Credentials will be considered only for those media members on specific assignment for a specific media outlet that meets the criteria below. Credentials are non-transferable and may be revoked at any time.

The granting and number of credentials for daily **NEWSPAPERS** will be based on the newspaper's circulation on a space-available basis.

Those newspapers publishing more than twice a week, but less than six, will have priority after those in the daily newspaper category.

WEBSITES that meet one of the following criteria will be issued a maximum of three (3) approved press box credentials, which includes the videographer, and one (1) field passes to be used for still photography.

1. Is the official website of the home or visiting school or its conference;
2. Is the official online service of a national over-the-air or cable television network;
3. Has a "national affiliate agreement" with or is an officially licensed site of a national or local news gathering organization and has at least one full-time employee dedicated to writing for the site; or
4. Is a local news gathering organization that has at least two full-time employees and is owned by a media company with multiple assets.

Websites that are an extension of a non-digital local media outlet (newspaper, radio, television) will not be issued credentials independent of their originating organization.

Sport-specific websites with more than two full-time writers will be considered on a case-by-case, space available basis.

No credentials will be issued to any website that is not deemed by the Athletics Communications department to have adequate editorial oversight. Credentials will not be approved to anyone who writes or posts under an alias.

TELEVISION stations will be issued a maximum of two (2) approved press box credentials. However, press box seating is not guaranteed for both credentials. Television stations will receive a maximum of one (1) field pass.

Local **RADIO** stations will be granted one (1) approved press box credential for a full-time host of a daily (Monday-Friday) sports show that is a minimum of 60 minutes in length. In addition, one (1) press box credential will be distributed per station for the sports director. Field passes will not be issued to radio stations. Non-daily local radio sports shows and out-of-market radio stations that have a daily sports show will be granted a maximum one (1) credential on a game-by-game, space available basis to the show's host or the station's sports director only.

STUDENT MEDIA outlets for the home and visiting schools will be issued credentials in accordance with the policy for their format (newspaper, website, radio, television). To be considered student media, the outlet must be sanctioned as such by the university, have full-time university staff overseeing the training of staff or be governed by a university-appointed board, and receive some portion of its funding from student fees.

PHOTO WIRE SERVICES that distribute nationally and retain all rights for sale and usage of any image taken at the event will be issued one (1) field pass with an option for a second on a game-by-game, space-available basis. Any wire service that sells/shares its images for non-editorial uses must provide the University of South Carolina Athletics Communications and Public Relations department with a statement indicating how it ensures that non-editorial clients use its images within NCAA

regulations to protect the name, image, likeness rights of the student-athletes.

All other credential requests, including weekly newspapers, magazines, specialty publications, etc. will be considered on a game-by-game and case-by-case basis at the discretion of Steve Fink, Associate AD/Communications. All credential policies are subject to change, and final approval of all credentials is at the discretion of the Associate AD/Communications.

Non-affiliated bloggers, podcast staff and freelance photographers and websites that are primarily focused on gambling will not be credentialed.

Media outlets that cover the visiting school will be considered using the credential criteria established and in consultation with that school's communications staff.

Media with Press Box only credentials are not allowed on the sidelines at any time until the teams have cleared the field following the game.

Sideline Policy

The University of South Carolina adheres to the NCAA and SEC guidelines regarding media representatives on the sidelines:

1. Accredited photographers must check in at Media Will Call and present photo ID. Those photographers working on the sidelines will be issued a vest. The vest must be worn at all times on the sidelines. No other type of photo or media credential will allow an individual access to the sidelines during the game.

2. Only working photographers/videographers with professional-grade cameras will be allowed on the field. A cell phone is not considered appropriate equipment. Those without proper equipment or not shooting the game will be escorted from the sidelines regardless of credential. "Runners" will not be issued a sideline pass.

3. Working photographers/videographers are permitted to shoot in the designated area (between the two marked dotted lines outside the team bench area). Media will not be allowed to shoot from either end zone.

4. A limited number of photographers will be assigned space to work in the photo work room, located on the field level of Williams-Brice Stadium. Wired and wireless internet are available. While security in this area is provided, the University of South Carolina is not responsible for the loss of any items.

5. According to NCAA policies, the presence of any type of photographer/videographer in the bench area is strictly prohibited with the exception of one (1) institutional videographer in the football bench area. According to the NCAA Football Rules and Interpretations Manual (Rule 1, Section 2, Article 4b): "the team area shall be limited to squad members in full uniform and



a maximum of 60 other individuals directly involved in the game. The 60 individuals not in full uniform shall wear special team area credentials." (Rule 1, Section 2, Article 4e): "No media personnel, including journalists, radio and television personnel, or their equipment, shall be in the team area or coaching box, and no media personnel shall communicate in any way with persons in the team area or coaching box."

The SEC also prohibits photographers/videographers from stopping and shooting from behind the bench area or into the bench area. The bench area at Williams-Brice Stadium is covered with a white tarp.

6. Photographers and videographers are considered working members of the media and they are to refrain from cheering or talking to players, coaches or officials.

7. Any individual regularly violating the sideline policy is subject to having their credential revoked. Revocation of the credential would be to the individual, not the outlet.

SEC Internet Real Time Policy

By acceptance and use of an SEC media credential, the holder agrees to the following conditions for any and all athletic events hosted by the SEC and its member institutions:

1. The SEC and its member institutions grant a media organization a limited license to use certain gathered information on the media organization's own Internet or online site beginning at the start of an athletic event and up to the conclusion of such event, all subject to the following limitations and conditions:

(A) No more than 10 still photographs may be used for news coverage of the game and other editorial purposes during the event.

(B) Videotape may only be shown as part of a single, non-archived, online "simulcast" of a television station's regularly scheduled news program.

(C) While a game is in progress, the use of statistical information is time-delayed and limited in amount so that an organization's Internet or online game coverage does not undercut the authorized and rights-paying fee organization's rights to play-by-play accounts of the game and/or exclusivity as to such rights.

2. Any proposed media use on an Internet or online site of the game information that is more detailed and/or more than described above will require separate written authorization by the SEC and/or its member institutions. However, such written authorization will not permit the use of game information in entertainment contexts and will not authorize game coverage that, due to immediacy of detail, constitutes or approaches a play-by-play account of a game.

3. Should any of these conditions be breached, the SEC and/or its member institutions will issue a written warning for the first violation. If this violation occurs during the last game of the institutions' regularly scheduled season, the media organization may not be credentialed for the SEC Championship. A second violation of this policy will result in revocation of credentials to cover future football games hosted by the SEC and/or its member institutions.

Press Box

South Carolina's press box (P-2 level) opens three hours prior to kick. It has 144 seats in the main area, along with radio booths, coaches' booths, scoreboard, replay, public address and

stadium operations/security booths. Located just above the press level is the photo deck. All members of the media covering the game are invited to a meal, which is served beginning two hours prior to kickoff. The broadcast television booth is located on the P-1 level.

Wireless internet is available for use. Wired outlets for photographers and videographers are available in the back of the press box.

The South Carolina press box is for the working media only. In accordance with the Football Writers Association of America, no cheering will be allowed.

In-Game Statistics

Media should utilize StatBroadcast for all the latest live statistical information during games. Visit gamecocks.statbroadcast.com for live scoring of all home football games. The password will be provided on game day. The Athletics Communications and Public Relations department supplies final team and individual statistics along with head coach and players' quotes.

Postgame Interviews

Both teams' postgame press conferences will take place in their respective media rooms. Coach Beamer will be available approximately 10 minutes after he leaves the playing field. Selected student-athletes will also be available in person following the cool-down period. **No interviews, other than those conducted by the rightsholders, should be conducted on the field following the game.**

Media Parking

Media parking is available in the Key Road parking lot, located southeast of Williams-Brice Stadium. Please contact Associate Director of Athletics Communications and Public Relations Kent Reichert at 803-777-5257 or by email at kentr2@mailbox.sc.edu for any parking needs. Digital parking passes will be distributed in advance via mobile device.

Visiting Radio

The visitor's radio network must be designated by the opponent's athletics director. The visiting radio booth is located at the far north end of the P-2 level. Any non-designated stations will be admitted on a space-available basis. The Gamecock Sports Network will be handled by Learfield. Stations requesting information regarding the network should contact: Liz McMillan at (803) 777-8254.

Football Video Services

For information on receiving mid-week or post-game press conference videos, please contact Post Production Editor Mark Mixon at 843-858-1121 or at MIXONH@mailbox.sc.edu. Login information to the department's media FTP site will be provided. Please credit GamecocksOnline when using footage from the FTP site.

Live Broadcasts

It is not permissible for any non-rightsholder to broadcast over the air, stream over the internet (audio or video), or transmit in any other way, including social media apps, any live event without the consent of the University of South Carolina Athletics Department. Live events include varsity contests, press conferences (including but not limited to weekly scheduled and postgame press conferences) and any other group media

availability. Exceptions may be made for any major news-breaking event and will be communicated prior to the event. No television live shots, with the exception of the rightsholder, may take place inside the stadium beginning 30 minutes prior to kickoff until the broadcast is concluded.

Non-Rightsholder Radio Appearances

South Carolina coaches will be limited to one appearance from one member of a sport's coaching staff per week on any radio station or any radio show that is aired as part of a state-wide, regional or national network in the Columbia market. The length of the interview should be no more than one segment, defined as "commercial-break to commercial-break." In addition, the same member of a sport's coaching staff or administrator cannot make appearances in consecutive weeks on the same radio station. Media outlets in which the institution or the SEC is contractually affiliated is exempt from this language. Exceptions can be made in the occurrence of a major "breaking news" event. Please work through the team's communications and public relations contact to help coordinate any request.

Game Day Media Availability

No University of South Carolina Athletics staff member may appear live on a non-rightsholder radio show during any Gamecock Radio Network-owned programming, including pre-game and post-game shows, live game action or coaches' call-in shows, without prior consent of Athletics Communications.

SEC Weekly Teleconference

The SEC hosts a weekly press teleconference featuring the head coach from every team each Wednesday from Aug. 30 to Nov. 15. To participate, please contact the SEC Media Relations office at (205) 458-3010 for the telephone number and passcode. Here is the tentative schedule:

11:00 am ET	Brian Kelly, LSU
11:10 am ET	Kirby Smart, Georgia
11:20 am ET	Billy Napier, Florida
11:40 pm ET	Sam Pittman, Arkansas
11:50 am ET	Josh Heupel, Tennessee
12:00 pm ET	Nick Saban, Alabama
12:10 pm ET	Shane Beamer, South Carolina
12:20 pm ET	Elijah Drinkwitz, Missouri
12:30 pm ET	Jimbo Fisher, Texas A&M
12:40 pm ET	Mark Stoops, Kentucky
12:50 pm ET	Zach Arnett, Mississippi State
1:00 pm ET	Lane Kiffin, Ole Miss
1:10 pm ET	Hugh Freeze, Auburn
1:20 pm ET	Clark Lea, Vanderbilt

Student-Athlete Interview Policy

It is not permissible for media members to schedule interviews directly with any student-athlete without first working through the communications department. This allows the communications staff to arrange the interview when it best suits the student-athlete's and the reporter's schedules. Please contact the communications department well in advance to make your interview requests. Cell phone numbers for student-athletes will not be provided to the media. Should you need to conduct a telephone interview with a student-athlete, a call will be placed to you from the student-athlete at a mutually agreeable time.

Gamecock Sports Properties, a partnership between the University of South Carolina Athletics Department and the country's leaders in the collegiate sports marketing industry, Learfield, is the originating medium for radio coverage of the South Carolina Gamecocks.

2023 marks the seventh year of a 10-year extension between the University and Learfield that runs through 2026. The extension adds to an agreement between the University of South Carolina and Learfield that dates to 2003. 2023 is also the second year of a five-year extension with Cumulus Media for WNKT-FM (107.5 The Game) to continue as the official flagship station of Gamecock Athletics.

Gamecock Sports Properties is responsible for the overall management of the athletics program's corporate partnership effort, which includes producing, selling and distributing the Gamecock Radio Network (live play-by-play and call-in shows) and coaches television shows, print advertising in various athletics department publications, and selected signage in university athletic facilities.

The Gamecock Sports Network from Learfield counts two dozen affiliate stations for the 2023-24 season. For Sirius/XM subscribers, follow the Gamecock Radio Twitter page for weekly updates on channel information for Gamecock broadcasts.

Todd Ellis, the all-time leading passer in Gamecock history, is in his 32nd season with the network and his 21st as the play-by-play voice of Carolina football. Ellis previously served as sideline reporter for the radio network and as a color analyst and play-by-play announcer for Comcast Sports Southeast for Gamecock telecasts. Ellis has also hosted the coaches television show and served on CBS's bowl game radio coverage. He hosts the Shane Beamer Television Show and Carolina Calls with Shane Beamer, the Coach's weekly radio call-in show. Ellis set more than 20 school passing marks during his career (1986-89) while throwing for 9,953 yards.

Tommy Suggs, a former standout Gamecock quarterback, is back for his 51st year as color analyst for the radio network. Suggs played for Carolina from 1968-70 and is regarded as one of the school's all-time premier signal-callers. He led the Gamecocks to the 1969 ACC championship and Peach Bowl berth and was named MVP of the 1970 Blue-Gray All-Star Classic. Suggs was inducted into the University's Athletic Hall of Fame in 1989 and is also a member of the state of South Carolina Athletic Hall of Fame. In 2012, friends and colleagues of Tommy and Jane Suggs established the Tommy Suggs Endowed Quarterback Scholarship to honor his long-time commitment to the University and Gamecock Athletics. The scholarship is awarded to a quarterback each year and was the first endowed scholarship for the football program.

Liz McMillan serves as the Executive Director of Gamecock Sports Properties in Columbia, while **Nick Kistler** is the General Manager. **David Spence** is the spotter and **Doug Adams** is the statistician.

Chris Miller returns for his fifth season hosting for the Network, participating throughout the six-hour gameday broadcast. **Chet Tucker** assists in the first two hours of the pregame show and teams with Miller to handle most of the postgame show following home games. On road contests, Miller and Tucker handle their on-air responsibilities from the studios of the Rock Hill affiliate, WRHI.

The weekly **Carolina Calls** show airs Thursdays from 6-7 p.m. on the flagship station of the Gamecocks, WNKT-FM, across the Palmetto State on the Gamecock Radio Network and over the Internet at GamecocksOnline.com. It is conducted live each week at Backstreets Grill, 2400 Devine Street.



Todd Ellis and Tommy Suggs will call all the Gamecock Football action again in 2023.



2022 marked Tommy Suggs' 50th season as the color analyst for the South Carolina Gamecocks Football Radio Network.

Longest Active Football Radio Announcers

Announcer	School	Years*
Bill Hillgrove	Pittsburgh	54
Tommy Suggs	South Carolina	50
Don Fischer	Indiana	50
George Blaha	Michigan State	45

*Thru 2022

Gamecock Television History

South Carolina Football's first televised contest was a local telecast of a game against Marquette in Milwaukee, Wis., on November 5, 1949. The first Gamecock home game to be televised was against North Carolina in Carolina (now Williams-Brice) Stadium, on November 7, 1953.

Carolina Football Radio Affiliates

Aiken/Augusta	WYBO-FM	92.9	Myrtle Beach	WSEA-FM	100.3
Allendale	WDOG-FM	93.5	Newberry	WKDK-AM	1240
Camden	WCAM-AM	1590	Rock Hill/		
Charleston	WTMZ-FM	98.9	Lancaster	WRHM-FM	107.1
Chesterfield	WVSZ-FM	107.3	Seneca	WSNW-AM	1150
Columbia	WNKT-FM	107.5	Seneca	WSNW-FM	94.1
Florence	WFRK-FM	95.3	Spartanburg	WSPG-AM	1400
Gaffney	WZZQ-AM	1500	Spartanburg	WSPG-FM	98.3
Gaffney	WZZQ-FM	104.3	Sumter	WIBZ-FM	95.5
Greenville	WROO-FM	104.9	Union	WBCU-AM	1460
Greenwood	WCZZ-AM	1090	Union	WBCU-FM	103.5
Lake City	WHYM-AM	1260			



Liz McMillan
Nick Kistler
Todd Ellis
Tommy Suggs

Gamecock Radio Network Contacts

803-777-8254 Liz.McMillan@gamecocksportsproperties.com
803-777-5329 Nick.Kistler@gamecocksportsproperties.com
803-732-0123 todd@toddelislaw.com
803-799-5533 tommy.suggs@hubinternational.com



Southeastern Conference
 2201 Richard Arrington Jr. Blvd. North
 Birmingham, AL 35203
 (205) 458-3000
 www.secsports.com

Southeastern Conference Mission Statement

The purpose of the SEC is to assist its member institutions in the maintenance of programs of intercollegiate athletics which are compatible with the highest standards of education and competitive sports.

The SEC

Since its formation in 1933, the SEC has directed and organized interscholastic athletic competitions, conducted tournaments and prescribed eligibility rules for student-athletes. The Conference also facilitates and assists its member institutions in maintaining intercollegiate athletic programs compatible with the highest standards of education and competitive sports. The Southeastern Conference crowns champions in 21 sports - 12 women's sports and nine men's sports.

National Champions since 1992

Since it expanded in 1992, the SEC has the most football national championships (AP, USA Today) with 17, including 13 titles in the last 17 seasons. During that time, the SEC has had more teams (6) with national titles than any other conference.
SEC: Florida (1996, 2006, 2008), LSU (2003, 2007, 2019), Tennessee (1998), Alabama (1992, 2009, 2011, 2012, 2015, 2017, 2020), Auburn (2010), Georgia (2021, 2022)
Big 12: Texas (2005), Oklahoma (2000), Nebraska (1994, 1995, 1997)
Big Ten: Ohio State (2002, 2014), Michigan (1997)
Pac-12: Southern California (2003, 2004)
ACC: Florida State (1993, 1999, 2013), Clemson (2016, 2018)
Big East: Miami, Fla. (2001)

SEC Tops in Fan Support

The SEC has led the nation in total attendance in football every year since 1981 and since 1988, the SEC has led the nation in average attendance. An average attendance of 76,667 witnessed first-hand, the excitement of SEC football in 2022. The average capacity of the 14 SEC stadiums during the last 10 years, excluding the COVID year of 2020, has been over 97 percent. Every year since 1988, the SEC has had at least four teams ranked in the top 10 in average attendance, with six in the top-10 in 2022.

SEC Shines in NFL Draft

- The SEC led the nation's conferences in NFL Draft picks for the 17th-consecutive year in 2023 with 62 selections, three less than the SEC and national record set one year ago.
- For the 12th time in the last 13 years, the SEC tied or led the nation in First Round NFL Draft selections, as the league produced nine opening-round draft picks.
- 2023 marks the ninth-straight year for the SEC to see 50 or more players taken in the NFL Draft. Only three times in the last 28 years has another conference other than the SEC seen 50 or more players drafted.
- 2023 is the seventh consecutive year the SEC has seen 25 or more players selected through the first three rounds of the NFL Draft. A total of 31 selections from the SEC were made in the first three rounds in 2023. The most ever by a league outside the SEC is 25.
- The SEC has averaged over 50 selections per draft since 2006.

SEC Staff Directory

Greg Sankey	Commissioner
Charlie Hussey	Deputy Commissioner/COO
Mark Womack	Executive Associate Commissioner/CFO
Tiffany Daniels.....	Associate Commissioner/SWA
William King.....	Associate Commissioner/Legal Affairs and Compliance
Dr. LeNa Powe McDonald	Associate Commissioner/Academic Relations
Herb Vincent.....	Associate Commissioner/Communications
Chris Waldsmith.....	Associate Commissioner/Finance
David Batson.....	Assistant Commissioner/Compliance
Matt Boyer.....	Assistant Commissioner/Compliance
Misty Brown.....	Asst. Commissioner/Competition & S-A Engagement
Matt Evans.....	Assistant Commissioner/Network Relations
Jeremy Hammond.....	Assistant Commissioner/Championships
Kathryn Poe Switzer	Executive Associate to Commissioner Sankey
Sylvia Hagan Barnes	Director of Officiating Administration
Ally Batte.....	Director of Financial Operations
Taylor Brasher	Director of Digital & Social Media
Kory Dahlen.....	Director of Championships
Chuck Dunlap	Director of Communications
John Gibson.....	Director of Championships
Meaghan Hall.....	Director of Marketing
Randall Malone.....	Director of Video Operations
Craig Pinkerton	Director of Communications
B.C. Romano	Director of Video and Creative Services
Grace Sanders.....	Director of Football Administration
Jim Sullivan	Director of Championship Ticket Operations
Tammy Wilson	Director of Communications
Ryan Tjon Ajong.....	Associate Director of Video Operations
Whitney Tarp	Associate Director of Academic Digital & Social Media
Ben Beaty	Assistant Director of Communications
Marcus Bishop.....	Assistant Director of Competition
Danielle DiBenedetto.....	Assistant Director of Digital & Social Media
Michael Emert	Assistant Director of Championship Ticket Operations
Garrett Layton	Assistant Director of Video Operations
Patrick Mills.....	Assistant Director of Video Operations
Jill Skotarczak.....	Assistant Director of Communications
John Sullen.....	Assistant Director of Competition
Titus Thomas.....	Assistant Director of Video Coordinator
Meredith Brady.....	Coordinator for Competition & S-A Engagement
David Cutcliffe	Special Assistant for Football Relations
Donna Moore.....	Administrative Assistant, Compliance
Evangeline Preston.....	Administrative Assistant for Competition
Melinda Calderini.....	Coordinator of First Impressions
John McDaid	Coordinator of Football Officials
Mike Eades	Coordinator of Men's Basketball Officials
Lisa Mattingly.....	Coordinator of Women's Basketball Officials
Christie Cornwell.....	Coordinator of Softball Umpires
Paul Guillie.....	Coordinator of Baseball Umpires
Rachel Woo.....	Coordinator of Soccer Officials
Carlos Rodriguez	Coordinator of Volleyball Officials
Peter Vaas.....	Assistant Coordinator for Football Replay

It Just Means More

Total 2023 NFL Draft Picks

(Selections Per School in Parenthesis)

- SEC: 62 (4.4)
- Big Ten: 55 (3.9)
- ACC: 32 (2.3)
- Big 12: 30 (3.0)
- Pac-12: 27 (2.3)

First-Round NFL Draft Selections Since 2010

- SEC: 144
- Big Ten: 73
- ACC: 68
- Pac-12: 56
- Big 12: 48

**ALABAMA**

Josh Maxson/ Assistant AD / Football Communications
 FAX: (205) 348-8841
 E-Mail: jmaxson@ia.ua.edu

(205) 348-3631

P.O. Box 870391
 Tuscaloosa, AL 35487-0391
 Internet: <http://www.rolltide.com>

**ARKANSAS**

Kyle Parkinson, Associate AD/ Communications
 FAX: (479) 575-7481
 E-Mail: kparkin@uark.edu

(479) 575-2752

350 N Razorback Road
 Fayetteville, AR 72701
 Internet: <http://www.ArkansasRazorbacks.com>

**AUBURN**

Shelly Poe, Assistant AD/Media Relations (slp0019@auburn.edu)
 Kirk Sampson, Associate AD/Communications (kirk@auburn.edu)
 FAX: (334) 844-9807

(334) 844-9800

392 S. Donahue Drive
 Auburn, AL 36849
 Internet: <http://www.auburntigers.com>

**FLORIDA**

Rick Hurtado, Director of FB Communications
 FAX: (352) 375-4809
 E-Mail: RickH@gators.ufl.edu

(352) 692-6803

P.O. Box 14485
 Gainesville, FL 32604-2485
 Internet: <http://www.FloridaGators.com>

**GEORGIA**

Claude Felton, Sr. Associate AD/Sports Communications
 FAX: (706) 542-9339
 E-Mail: cfelton@sports.uga.edu

(706) 542-1621

P.O. Box 1472
 Athens, GA 30603-1472
 Internet: <http://www.georgiadogs.com>

**KENTUCKY**

Susan Lax, Director/Communications & PR (Slax0@uky.edu)
 Tony Neely, Assistant AD/Communications & PR (tneely@uky.edu)
 FAX: (859) 323-4310

(859) 257-3838

Joe Craft Center, 338 Lexington Avenue
 Lexington, KY 40506
 Internet: <http://www.UKathletics.com>

**LSU**

Michael Bonnette, Associate AD/Sports Information
 FAX: (225) 578-1861
 E-Mail: mbonnet@lsu.edu

(225) 578-8226

LSU Athletic Administration Building
 Baton Rouge, LA 70803
 Internet: <http://www.LSUsports.net>

**OLE MISS**

Kyle Campbell, Associate AD/Brand Strategy
 FAX: (662) 915-7006
 E-Mail: kyle@olemiss.edu

(662) 915-7522

South Oxford Center, 5th Floor
 164 Jeanette Phillips Drive
 University, MS 38677-1848
 Internet: <http://www.OleMissSports.com>

**MISSISSIPPI STATE**

Brandon Langlois, Associate AD/Communications
 FAX: (662) 325-2563
 E-Mail: BLanglois@athletics.msstate.edu

(662) 325-0093

P.O. Box 5308
 Mississippi State, MS 39762
 Internet: <http://www.hailstate.com>

**MISSOURI**

Ryan Koslen, Sr. Associate AD/Communications
 FAX: (573) 882-4720
 E-Mail: koz@missouri.edu

(573) 882-0712

1 Champions Drive, Suite 200
 Columbia, MO 65211
 Internet: <http://www.mutigers.com>

**SOUTH CAROLINA**

Steve Fink, Associate AD/Communications
 FAX: (803) 777-2967
 E-Mail: finksc@mailbox.sc.edu

(803) 777-7987

Rice Athletics Center, 1304 Heyward Street
 Columbia, SC 29208
 Internet: <http://www.gamecocksonline.com>

**TENNESSEE**

Bill Martin, Assistant AD/Football Communications
 FAX: (865) 974-1269
 E-Mail: billmartin@tennessee.edu

(865) 974-4167

Anderson Training Center, 1551 Lake Loudoun Blvd.
 Knoxville, TN 37966
 Internet: <http://www.utsports.com>

**TEXAS A&M**

Alan Cannon, Associate AD/Communications
 FAX: (979) 458-2273
 E-Mail: acannon@athletics.tamu.edu

(979) 845-5725

Texas A&M Athletics Department, 1228 TAMU
 College Station, TX 77843-1228
 Internet: <http://www.12thMan.com>

**VANDERBILT**

Michael Scholl, Director of Football Communications
 FAX: (615) 343-7064
 E-Mail: mike.scholl@vanderbilt.edu

(615) 343-6811

2601 Jess Neely Drive
 Nashville, TN 37212
 Internet: <http://www.vucommodores.com>

**SEC OFFICE**

Chuck Dunlap, Director of Communications (cdunlap@sec.org)
 Ben Beaty, Assistant Director (bbeaty@sec.org)
 FAX: (205) 458-3030

(205) 458-3000

2201 Arrington Blvd. North
 Birmingham, AL 35203-1103
 Internet: <http://www.SECsports.com>

August 26

Hawai'i at Vanderbilt

August 31

South Dakota at Missouri
Florida at Utah

September 2

South Carolina vs North Carolina

UMass at Auburn
UT Martin at Georgia
Alabama A&M at Vanderbilt
Tennessee vs Virginia
Middle Tennessee State at Alabama
Western Carolina at Arkansas
Ball State at Kentucky
Southeast Louisiana at Mississippi State
Mercer at Ole Miss
New Mexico at Texas A&M

September 3

LSU at Florida State

September 9

Furman at South Carolina

Texas at Alabama
Kent State at Arkansas
McNeese at Florida
Ball State at Georgia
Eastern Kentucky at Kentucky
Texas A&M at Miami (Fla.)
Auburn at California
Grambling at LSU
Arizona at Mississippi State
Middle Tennessee State at Missouri
Austin Peay at Tennessee
Ole Miss at Tulane
Vanderbilt at Wake Forest

September 16

South Carolina at Georgia*

Tennessee at Florida*
LSU at Mississippi State*
BYU at Arkansas
UL Monroe at Texas A&M
Samford at Auburn
Akron at Kentucky
Kansas State at Missouri
Georgia Tech at Ole Miss
Alabama at South Florida
Vanderbilt at UNLV

September 23

Mississippi State at South Carolina*

Auburn at Texas A&M*
Ole Miss at Alabama*
Arkansas at LSU*
Kentucky at Vanderbilt*
UTSA at Tennessee
Charlotte at Florida
UAB at Georgia
Missouri at Memphis

September 30

South Carolina at Tennessee*

Texas A&M at Arkansas*
Missouri at Vanderbilt*
Georgia at Auburn*
Florida at Kentucky*
Alabama at Mississippi State*
LSU at Ole Miss*

October 7

Kentucky at Georgia*
LSU at Missouri*
Arkansas at Ole Miss*
Vanderbilt at Florida*
Alabama at Texas A&M*
Western Michigan at Mississippi State

October 14

Florida at South Carolina*

Texas A&M at Tennessee*
Arkansas at Alabama*
Missouri at Kentucky*
Auburn at LSU*
Georgia Vanderbilt*

October 21

South Carolina at Missouri*

Ole Miss at Auburn*
Tennessee at Alabama*
Mississippi State at Arkansas*
Army at LSU

October 28

South Carolina at Texas A&M*

Georgia at Florida*
Vanderbilt at Ole Miss*
Mississippi State at Auburn*
Tennessee at Kentucky*

November 4

Jacksonville State at South Carolina

Missouri at Georgia*
Texas A&M at Ole Miss*
Auburn at Vanderbilt*
LSU at Alabama*
Arkansas at Florida*
Kentucky at Mississippi State*
UConn at Tennessee

November 11

Vanderbilt at South Carolina*

Tennessee at Missouri*
Auburn at Arkansas*
Ole Miss at Georgia*
Alabama at Kentucky*
Florida at LSU*
Mississippi State at Texas A&M*

November 18

Kentucky at South Carolina*

Florida at Missouri*
Georgia at Tennessee*
Chattanooga at Alabama
FIU at Arkansas
Abilene Christian at Texas A&M
New Mexico State at Auburn
Georgia State at LSU
Southern Miss at Mississippi State
UL Monroe at Ole Miss

November 23

Ole Miss at Mississippi State*

November 24

Missouri at Arkansas*

November 25

Clemson at South Carolina

Vanderbilt at Tennessee*
Alabama at Auburn*
Texas A&M at LSU*
Georgia at Georgia Tech
Kentucky at Louisville
Florida St at Florida

December 2

2023 SEC Championship Game
Mercedes-Benz Stadium
Atlanta, Ga.





**NORTH CAROLINA
TAR HEELS**
Sept. 2 ♦ Charlotte, N.C.

General Information

Location Chapel Hill, N.C.
 Founded 1789
 Enrollment 19,743
 Colors Carolina Blue & White
 Conference Atlantic Coast
 Chancellor Kevin Guskiewicz
 Athletics Director Bubba Cunningham
 Stadium Kenan Stadium
 Capacity 50,500
 Surface Synthetic Grass

Coaching Information

Head Coach Mack Brown
 Alma Mater Florida State (1974)
 Record at School 99-68-1 (14 years)
 Overall Record 274-144-1 (34 years)
 Assistant Coaches:
 Asst. HC for Defense Gene Chizik
 Asst. HC/Passing Coord./WR Lonnie Galloway
 Co-Def. Coord./Inside LB Tommy Thigpen
 Co-Def. Coord./DB Charlton Warren
 Offensive Coord./Quarterbacks Chip Lindsey
 Special Teams Coord./RB Larry Porter
 Offensive Line Randy Clements
 Defensive Line Tim Cross
 Cornerbacks Jason Jones
 Run Game Coord./Tight Ends... Freddie Kitchens
 Football Office Phone 919-966-2575

Team Information

2022 Overall Record 9-5
 2022 Conference Record 6-2 (1st-ACC Coastal)
 2022 Bowl Appearance Holiday Bowl
 Oregon 28, North Carolina 27
 Letterman Returning (O/D/S) 44 (19/20/5)
 Letterman Lost (O/D/S) 16 (6/10/0)
 Starters Returning (O/D/S) 17 (8/7/2)
 Starters Lost (O/D/S) 7 (3/4/0)

Media Information

Football Contact Jeremy Sharpe
 Office Phone 919-966-2575
 Cell Phone 520-275-9895
 Email Address jsharpe7@unc.edu
 Official Website GoHeels.com

2023 Schedule

September 2 vs South Carolina (Charlotte)
 September 9 vs. Appalachian State
 September 16 vs. Minnesota
 September 23 at Pittsburgh*
 September 30 OPEN
 October 7 vs. Syracuse*
 October 14 vs. Miami*
 October 21 vs. Virginia*
 October 28 at Georgia Tech*
 November 4 vs. Campbell
 November 11 vs. Duke*
 November 18 at Clemson*
 November 25 at N.C. State*



**FURMAN
PALADINS**
Sept. 9 ♦ Columbia, S.C.

General Information

Location Greenville, S.C.
 Founded 1826
 Enrollment 2,700
 Colors Purple and White
 Conference Southern
 President Dr. Elizabeth Davis
 Athletics Director Jason Donnelly
 Stadium Paladin Stadium
 Capacity 14,518
 Surface FieldTurf Revolution 360

Coaching Information

Head Coach Clay Hendrix
 Alma Mater Furman (1986)
 Record at School 41-26 (6 years)
 Overall Record 41-26 (6 years)
 Assistant Coaches:
 Associate HC André Bernardi
 Inside LB/Co-Def. Coord. Chad Byers
 Running Backs Cory Colder
 Wide Receivers Drew Dudzik
 Defensive Line Kevin Lewis
 Cornerbacks Tafon Mainsah
 Offensive Line Matt McCutchan
 Offensive Coord./QB Justin Roper
 Special Teams/Safeties Tommy Spangler
 Defensive Coordinator Duane Vaughn
 Tight Ends/Recruiting/NFL Liaison Nick Verna
 Football Office Phone 864-294-2120

Team Information

2022 Overall Record 10-3
 2022 Conference Record 7-1 (2nd-SoCon)
 2022 FCS Playoff Appearance Second Round
 Incarnate Word 41, Furman 38
 Letterman Returning (O/D/S) 55 (21/25/9)
 Letterman Lost (O/D/S) 11 (4/6/1)
 Starters Returning (O/D/S) 20 (8/10/2)
 Starters Lost (O/D/S) 4 (3/1/0)

Media Information

Football Contact Hunter Reid
 Office Phone 864-567-1663
 Cell Phone 864-567-1663
 Email Address Hunter.Reid@Furman.edu
 Official Website FurmanPaladins.com

2023 Schedule

August 31 vs. Tennessee Tech
September 9 at South Carolina
 September 16 at Kennesaw State
 September 23 vs. Mercer*
 September 30 OPEN
 October 7 vs. The Citadel*
 October 14 at Samford*
 October 21 at Western Carolina*
 October 28 vs. East Tennessee State*
 November 4 at Chattanooga*
 November 11 vs. VMI*
 November 18 at Wofford*



**GEORGIA
BULLDOGS**
Sept. 16 ♦ Athens, Ga.

General Information

Location Athens, Ga.
 Founded 1785
 Enrollment 40,118
 Colors Red and Black
 Conference Southeastern
 President Jere W. Morehead
 Athletics Director Josh Brooks
 Stadium Dooley Field at Sanford Stadium
 Capacity 92,746
 Surface Natural Grass-Bermuda Tifway 419

Coaching Information

Head Coach Kirby Smart
 Alma Mater Georgia (1998)
 Record at School 81-15 (7 years)
 Overall Record 81-15 (7 years)
 Assistant Coaches:
 Co-Defensive Coord. Will Muschamp
 Defensive Coord./Inside LB Glenn Schumann
 Wide Receivers Bryan McClendon
 Running Backs Dell McGee
 Defensive Backs Fran Brown
 Asst. Head Coach/Tight Ends Todd Hartley
 Offensive Line Stacy Searels
 Asst. Coach/Defensive Line Tray Scott
 Asst. Coach/Outside LB Chidera Uzo-Diribe
 Offensive Coord./Quarterbacks Mike Bobo
 Football Office Phone 706-542-1515

Team Information

2022 Overall Record 15-0
 2022 Conference Record 8-0 (1st-SEC East)
 2022 Bowl Appearance: ... National Championship
 Georgia 65, TCU 7
 Letterman Returning (O/D/S) 54 (25/26/3)
 Letterman Lost (O/D/S) 25 (13/10/2)
 Starters Returning (O/D/S) 14 (6/7/1)
 Starters Lost (O/D/S) 10 (5/4/1)

Media Information

Football Contact Claude Felton
 Office Phone 706-542-1621
 Cell Phone 706-540-4029
 Email Address cfelton@sports.uga.edu
 Official Website GeorgiaDogs.com

2023 Schedule

September 2 vs. UT Martin
 September 9 vs. Ball State
September 16 vs. South Carolina*
 September 23 vs. UAB
 September 30 at Auburn*
 October 7 vs. Kentucky*
 October 14 at Vanderbilt*
 October 21 OPEN
 October 28 vs. Florida (Jacksonville)*
 November 4 vs. Missouri*
 November 11 vs. Ole Miss*
 November 18 at Tennessee*
 November 25 at Georgia Tech



**MISSISSIPPI STATE
BULLDOGS**
Sept. 23 ♦ Columbia, S.C.

General Information

Location Starkville, Miss.
 Founded 1878
 Enrollment 23,086
 Colors Maroon & White
 Conference Southeastern
 President Dr. Mark Keenum
 Interim Athletics Director Bracky Brett
 Stadium Davis Wade Stadium
 Capacity 60,311
 Surface Hybrid Bermuda Grass (Certified Tifway 419)

Coaching Information

Head Coach Zach Arnett
 Alma Mater New Mexico (2009)
 Record at School 0-0 (1st year)
 Overall Record 0-0 (1st year)
 Assistant Coaches:
 Offensive Coord./Quarterbacks Kevin Barbay
 Defensive Coord./Linebackers Matt Brock
 Associate HC/Running Backs Tony Hughes
 Wide Receivers Chad Bumphis
 Safeties Brett Dewhurst
 Offensive Line Will Friend
 Cornerbacks Darcel McBath
 Special Teams Coordinator Eric Mele
 Tight Ends & Tackles/Run Game Mike Schmidt
 Defensive Line David Turner
 Football Office Phone 662-325-3470

Team Information

2022 Overall Record 9-4
 2022 Conference Record 4-4 (T3rd-SEC West)
 2022 Bowl Appearance ReliaQuest Bowl
 Mississippi State 19, Illinois 10
 Letterman Returning (O/D/S) 36 (17/17/2)
 Letterman Lost (O/D/S) 26 (9/12/5)
 Starters Returning (O/D/S) 12 (7/5/0)
 Starters Lost (O/D/S) 12 (4/6/2)

Media Information

Football Contact Brandon Langlois
 Office Phone 662-325-0093
 Cell Phone 601-405-5650
 Email Address blanglois@athletics.msstate.edu
 Official Website HailState.com

2023 Schedule

September 2 vs. Southeastern Louisiana
 September 9 vs. Arizona
 September 16 vs. LSU*
September 23 at South Carolina*
 September 30 vs. Alabama*
 October 7 vs. Western Michigan
 October 14 OPEN
 October 21 at Arkansas*
 October 28 at Auburn*
 November 4 vs. Kentucky*
 November 11 at Texas A&M*
 November 18 vs. Southern Miss
 November 23 vs. Ole Miss*



**TENNESSEE
VOLUNTEERS**
Sept. 30 ♦ Knoxville, Tenn.

General Information

Location Knoxville, Tenn.
 Founded 1794
 Enrollment 33,805
 Colors Orange and White
 Conference Southeastern
 Chancellor Dr. Donde Plowman
 Athletics Director Danny White
 Stadium Neyland Stadium
 Capacity 101,915
 Surface Tifway 419 Bermuda Hybrid Grass

Coaching Information

Head Coach Josh Heupel
 Alma Mater Oklahoma (2001)
 Record at School 18-8 (2 years)
 Overall Record 46-16 (5 years)
 Assistant Coaches:
 Tight Ends Alec Abeln
 Defensive Coordinator Tim Banks
 Special Teams Coord./Outside LB Mike Ekeler
 Offensive Line Glen Elarbee
 Defensive Line Rodney Garner
 Offensive Coord./Quarterbacks Joey Halzle
 Linebackers Brian Jean-Mary
 Running Backs Jerry Mack
 Secondary Willie Martinez
 Wide Receivers Kelsey Pope
 Football Office Phone 865-974-1234

Team Information

2022 Overall Record 11-2
 2022 Conference Record 6-2 (2nd-SEC East)
 2022 Bowl Appearance Orange Bowl
 Tennessee 31, Clemson 14
 Letterman Returning (O/D/S) 62 (27/32/3)
 Letterman Lost (O/D/S) 23 (9/11/3)
 Starters Returning (O/D/S) 12 (6/6/0)
 Starters Lost (O/D/S) 12 (5/5/2)

Media Information

Football Contact Bill Martin
 Office Phone 865-974-4167
 Cell Phone 662-418-3821
 Email Address billmartin@tennessee.edu
 Official Website UTSports.com

2023 Schedule

September 2 vs. Virginia (Nashville)
 September 9 vs. Austin Peay
 September 16 at Florida*
 September 23 vs. UTSA
September 30 vs. South Carolina*
 October 7 OPEN
 October 14 vs. Texas A&M*
 October 21 at Alabama*
 October 28 at Kentucky*
 November 4 vs. UConn
 November 11 at Missouri*
 November 18 vs. Georgia*
 November 25 vs. Vanderbilt*



**FLORIDA
GATORS**
Oct. 14 ♦ Columbia, S.C.

General Information

Location Gainesville, Fla.
 Founded 1853
 Enrollment 61,112
 Colors Blue and Orange
 Conference Southeastern
 President Dr. W. Kent Fuchs
 Athletics Director Scott Stricklin
 Stadium Ben Hill Griffin Stadium
 Capacity 88,548
 Surface TifTuf Bermuda Grass

Coaching Information

Head Coach Billy Napier
 Alma Mater Furman (2002)
 Record at School 6-7 (1 year)
 Overall Record 46-19 (5 years)
 Assistant Coaches:
 Asst. Coach/Offensive Coord. Rob Sale
 Defensive Coordinator Austin Armstrong
 Co-Def. Coord./Defensive Line Sean Spencer
 Associate HC-Off./RB Jabbar Juluke
 Asst. HC/Secondary Corey Raymond
 Asst. Coach/Inside LB Jay Bateman
 Asst. Coach/Tight Ends Russ Callaway
 Asst. Coach/Wide Receivers Billy Gonzales
 Asst. Coach/Edge Mike Peterson
 Asst. Coach/Offensive Line Darnell Stapleton
 Football Office Phone 352-692-4100

Team Information

2022 Overall Record 6-7
 2022 Conference Record 3-5 (T4th-SEC East)
 2022 Bowl Appearance Las Vegas Bowl
 Oregon State 30, Florida 3
 Letterman Returning (O/D/S) 39 (18/17/4)
 Letterman Lost (O/D/S) 35 (17/14/4)
 Starters Returning (O/D/S) 12 (5/5/2)
 Starters Lost (O/D/S) 14 (7/7/0)

Media Information

Football Contact Rick Hurtado
 Office phone 352-692-6803
 Cell Phone 786-712-1484
 Email Address RickH@gators.ufl.edu
 Official Website FloridaGators.com

2023 Schedule

August 31 at Utah
 September 9 vs. McNeese
 September 16 vs. Tennessee*
 September 23 vs. Charlotte
 September 30 at Kentucky*
 October 7 vs. Vanderbilt*
October 14 at South Carolina*
 October 21 OPEN
 October 28 vs. Georgia (Jacksonville)*
 November 4 vs. Arkansas*
 November 11 at LSU*
 November 18 at Missouri*
 November 25 vs. Florida State



**MISSOURI
TIGERS**
Oct. 21 ♦ Columbia, Mo.

General Information

Location Columbia, Mo.
 Founded 1839
 Enrollment 31,412
 Colors Mizzou Gold and Black
 Conference Southeastern
 Chancellor Dr. Mun Y. Choi
 Athletics Director Desiree Reed-Francois
 Stadium Faurot Field/Memorial Stadium
 Capacity 62,621
 Surface AstroTurf

Coaching Information

Head Coach Elijah Drinkwitz
 Alma Mater Arkansas Tech (2004)
 Record at School 17-19 (3 years)
 Overall Record 29-20 (4 years)
 Assistant Coaches:
 Asst. HC/Cornerbacks Al Pogue
 Defensive Coord./Safeties Blake Baker
 Offensive Coord./QBs Kirby Moore
 Co-Def. Coord./LB/Recruiting D.J. Smith
 Special Teams Coord./Tight Ends Erik Link
 Defensive Line/Interior Al Davis
 Offensive Line Brandon Jones
 Running Backs Curtis Luper
 Wide Receivers Jacob Peeler
 Defensive Line/Edge Kevin Peoples
 Football Office Phone 573-882-2213

Team Information

2022 Overall Record 6-7
 2022 Conference Record 3-5 (T4th-SEC East)
 2022 Bowl Appearance Gasparilla Bowl
 Wake Forest 27, Missouri 17
 Letterman Returning (O/D/S) N/A
 Letterman Lost (O/D/S) N/A
 Starters Returning (O/D/S) 16 (8/7/1)
 Starters Lost (O/D/S) 8 (3/4/1)

Media Information

Football Contact Ryan Koslen
 Office Phone 573-882-0712
 Cell Phone 513-497-3132
 E-mail Address koz@missouri.edu
 Official Website MUTigers.com

2023 Schedule

August 31 vs. South Dakota
 September 9 vs. Middle Tennessee State
 September 16 vs. Kansas State
 September 23 vs. Memphis (St. Louis)
 September 30 at Vanderbilt*
 October 7 vs. LSU*
 October 14 at Kentucky*
October 21 vs. South Carolina*
 October 28 OPEN
 November 4 at Georgia*
 November 11 vs. Tennessee*
 November 18 vs. Florida*
 November 25 at Arkansas*



**TEXAS A&M
AGGIES**
Oct. 28 ♦ College Station, Texas

General Information

Location Bryan-College Station, Texas
 Founded 1876
 Enrollment 73,284
 Colors Maroon & White
 Conference Southeastern
 President M. Katherine Banks
 Athletics Director Ross Bjork
 Stadium Kyle Field
 Capacity 102,733
 Surface Natural Grass

Coaching Information

Head Coach Jimbo Fisher
 Alma Mater Salem College (1990)
 Record at School 43-28 (5 years)
 Overall Record 126-51 (13 years)
 Assistant Coaches:
 Asst. HC/Run Game/Def. Line Elijah Robinson
 Def. Coord./Linebackers DJ Durkin
 Offensive Coordinator Bobby Petrino
 Co-Offensive Coord./Tight Ends James Coley
 Offensive Line Steve Addazio
 Running Backs Marquel Blackwell
 Wide Receivers Dameyune Craig
 Secondary Bryant Gross-Armiento
 Defensive Ends Terry Price
 Defensive Backs TJ Rushing
 Football Office Phone 979-845-1241

Team Information

2022 Overall Record 5-7
 2022 Conference Record 2-6 (T6th-SEC West)
 2022 Bowl Appearance N/A
 Letterman Returning (O/D/S) 53 (25/25/3)
 Letterman Lost (O/D/S) 27 (11/13/3)
 Starters Returning (O/D/S) 20 (9/9/2)
 Starters Lost (O/D/S) 4 (2/2/0)

Media Information

Football Contact Alan Cannon
 Office Phone 979-845-5725
 Cell Phone 979-777-4200
 E-mail Address acannon@athletics.tamu.edu
 Official Website 12thMan.com

2023 Schedule

September 2 vs. New Mexico
 September 9 at Miami
 September 16 vs. ULM
 September 23 vs. Auburn*
 September 30 vs. Arkansas (Arlington)*
 October 7 vs. Alabama*
 October 14 at Tennessee*
 October 21 OPEN
October 28 vs. South Carolina*
 November 4 at Ole Miss*
 November 11 vs. Mississippi State*
 November 18 vs. Abilene Christian
 November 25 at LSU*



**JACKSONVILLE STATE
GAMECOCKS**
Nov. 4 ♦ Columbia, S.C.

General Information

Location Jacksonville, Ala.
 Founded 1883
 Enrollment 9,540
 Colors Red & White
 Conference Conference-USA
 President Dr. Don C. Killingsworth, Jr.
 Athletics Director Greg Seitz
 Stadium Burgess-Snow Field at JSU Stadium
 Capacity 24,000
 Surface Pro Grass Artificial

Coaching Information

Head Coach Rich Rodriguez
 Alma Mater West Virginia (1986)
 Record at School 9-2 (1 year)
 Overall Record 172-122-2 (25 years)
 Assistant Coaches:
 Defensive Coord./Linebackers Zac Alley
 Special Teams Coord./Bandits Pat Kirkland
 Offensive Coord./Quarterbacks Rod Smith
 Asst. Coach/Wide Receivers Ryan Garrett
 Asst. Coach/Defensive Line William Green
 Asst. Coach/Cornerbacks Terry Jefferson
 Asst. Coach/Running Backs Rod McDowell
 Asst. Coach/TE/Inside WR Michael Nysewander
 Asst. Coach/Safeties Kelvin Sigler
 Asst. Coach/Offensive Line Rick Trickett
 Football Office Phone 256-782-5365

Team Information

2022 Overall Record 9-2
 2022 Conference Record 5-0 (1st-ASUN)
 2022 FCS Playoff Appearance N/A
 Letterman Returning (O/D/S) 50 (21/26/3)
 Letterman Lost (O/D/S) 42 (30/11/1)
 Starters Returning (O/D/S) 18 (9/7/2)
 Starters Lost (O/D/S) 6 (2/4/0)

Media Information

Football Contact Josh Underwood
 Office Phone 256-782-5915
 Cell Phone 256-453-0545
 Email Address underwood@jsu.edu
 Official Website JSUGamecockSports.com

2023 Schedule

August 26 vs. UTEP*
 September 2 vs. East Tennessee State
 September 9 at Coastal Carolina
 September 16 OPEN
 September 23 vs. Eastern Michigan
 September 28 at Sam Houston State*
 October 4 at Middle Tennessee State*
 October 10 vs. Liberty*
 October 17 vs. Western Kentucky*
 October 25 at Florida International*
November 4 at South Carolina
 November 11 OPEN
 November 18 vs. Louisiana Tech*
 November 25 at New Mexico State*



**VANDERBILT
COMMODORES**
Nov. 11 ♦ Columbia, S.C.

General Information

Location Nashville, Tenn.
 Founded 1873
 Enrollment 7,057
 Colors Black and Gold
 Conference Southeastern
 Chancellor Daniel Diermeier
 Athletics Director Dr. Candice Lee
 Stadium First Bank Stadium
 Capacity TBD
 Surface Artificial - Shaw Sports Powerblade

Coaching Information

Head Coach Clark Lea
 Alma Mater Vanderbilt (2004)
 Record at School 7-17 (2 years)
 Overall Record 7-17 (2 years)
 Assistant Coaches:
 AHC/Special Teams Coord./TE Justin Lustig
 Offensive Coord./Quarterbacks Joey Lynch
 Defensive Coordinator Nick Howell
 Def. Run Game Coord./LB Nick Lezynski
 Offensive Line AJ Blazek
 Defensive Ends Jovan Haye
 Wide Receivers Alex Bailey
 Defensive Backs Dan Jackson
 Running Backs Jayden Everett
 Football Office Phone 615-322-3565

Team Information

2022 Overall Record 5-7
 2022 Conference Record 2-6 (7th-SEC East)
 2022 Bowl Appearance N/A
 Letterman Returning (O/D/S) 55 (21/30/4)
 Letterman Lost (O/D/S) 24 (10/12/2)
 Starters Returning (O/D/S) 17 (9/7/1)
 Starters Lost (O/D/S) 7 (2/4/1)

Media Information

Football Contact Michael Scholl
 Cell Phone 574-876-6248
 Email Address mike.scholl@vanderbilt.edu
 Official Website VUCommodores.com

2023 Schedule

August 26 vs. Hawaii
 September 2 vs. Alabama A&M
 September 9 at Wake Forest
 September 16 at UNLV
 September 23 vs. Kentucky*
 September 30 vs. Missouri*
 October 7 at Florida*
 October 14 vs. Georgia*
 October 21 OPEN
 October 28 at Ole Miss*
 November 4 vs. Auburn*
November 11 at South Carolina*
 November 18 OPEN
 November 25 at Tennessee*



**KENTUCKY
WILDCATS**
Nov. 18 ♦ Columbia, S.C.

General Information

Location Lexington, Ky.
 Founded 1865
 Enrollment 32,710
 Colors Blue & White
 Conference Southeastern
 President Dr. Eli Capilouto
 Athletics Director Mitch Barnhart
 Stadium Kroger Field
 Capacity 61,000
 Surface UBU Speed Series Synthetic Turf

Coaching Information

Head Coach Mark Stoops
 Alma Mater Iowa (1989)
 Record at School 66-59 (10 years)
 Overall Record 66-59 (10 years)
 Assistant Coaches:
 Special Teams Coord./Safeties Jay Boulware
 Safeties Frank Buffano
 Offensive Coord./QB Liam Coen
 Defensive Backs Chris Collins
 Assoc. HC/TE/Recruiting Vince Marrow
 Defensive Line Anwar Stewart
 Inside Linebackers Mike Stoops
 Defensive Coord./Outside LB Brad White
 Wide Receivers Scott Woodward
 Offensive Line Zach Yenser
 Football Office Phone 859-257-3611

Team Information

2022 Overall Record 7-6
 2022 Conference Record 3-5 (T4th-SEC East)
 2022 Bowl Appearance Music City Bowl
 Iowa 21, Kentucky 0
 Letterman Returning (O/D/S) 36 (15/19/2)
 Letterman Lost (O/D/S) 25 (13/10/2)
 Starters Returning (O/D/S) 13 (8/5/0)
 Starters Lost (O/D/S) 11 (3/6/2)

Media Information

Football Contact Susan Lax
 Office Phone 859-257-3838
 Cell Phone 859-608-5019
 Email Address slax0@uky.edu
 Official Website UKAthletics.com

2023 Schedule

September 2 vs. Ball State
 September 9 vs. Eastern Kentucky
 September 16 vs. Akron
 September 23 at Vanderbilt*
 September 30 vs. Florida*
 October 7 at Georgia*
 October 14 vs. Missouri*
 October 21 OPEN
 October 28 vs. Tennessee*
 November 4 at Mississippi State*
 November 11 vs. Alabama*
November 18 at South Carolina*
 November 25 at Louisville



**CLEMSON
TIGERS**
Nov. 25 ♦ Columbia, S.C.

General Information

Location Clemson, S.C.
 Founded 1889
 Enrollment 28,466
 Colors Tiger Orange and Regalia
 Conference Atlantic Coast
 President Dr. James P. Clements
 Athletics Director Graham Neff
 Stadium Memorial Stadium
 Capacity 81,500
 Surface Bermuda Grass

Coaching Information

Head Coach Dabo Swinney
 Alma Mater Alabama (1993)
 Record at School 161-39 (14 years)
 Overall Record 161-39 (14 years)
 Assistant Coaches:
 Defensive Coord./Linebackers Wes Goodwin
 Co-Defensive Coord./Safeties Mickey Conn
 Passing Game Coord./TE Kyle Richardson
 Offensive Line Thomas Austin
 AHC/Special Teams/Cornerbacks Mike Reed
 Defensive Ends Lemanski Hall
 Wide Receivers/Recruiting Tyler Grisham
 Running Backs C.J. Spiller
 Defensive Tackles/Def. Run Game Nick Eason
 Football Office Phone 864-656-2796

Team Information

2022 Overall Record 11-3
 2022 Conference Record 8-0 (1st-ACC Atlantic)
 2022 Bowl Appearance Orange Bowl
 Tennessee 31, Clemson 14
 Letterman Returning (O/D/S) 50 (21/26/3)
 Letterman Lost (O/D/S) 29 (12/16/1)
 Starters Returning (O/D/S) 16 (7/8/1)
 Starters Lost (O/D/S) 8 (4/3/1)

Media Information

Football Contact Ross Taylor
 Office phone 864-656-9767
 Cell Phone 972-741-7778
 Email address rt5@clemson.edu
 Official website ClemsonTigers.com

2023 Schedule

September 4 at Duke*
 September 9 vs. Charleston Southern
 September 16 vs. Florida Atlantic
 September 23 vs. Florida State*
 September 30 at Syracuse*
 October 7 vs. Wake Forest*
 October 14 OPEN
 October 21 at Miami*
 October 28 at N.C. State*
 November 4 vs. Notre Dame
 November 11 vs. Georgia Tech*
 November 18 vs. North Carolina*
November 25 at South Carolina



2023 SEC FOOTBALL SCHEDULE

(As of May 18, 2023- Tentative and Subject to Change)



Date Team	Aug. 26	Sept. 2	Sept. 9	Sept. 16	Sept. 23	Sept. 30	Oct. 7	Oct. 14	Oct. 21	Oct. 28	Nov. 4	Nov. 11	Nov. 18	Nov. 25
ALABAMA	MIDDLE TENNESSEE Tuscaloosa	TEXAS Tuscaloosa	SOUTH FLORIDA Tampa	OLE MISS Tuscaloosa	MISSISSIPPI STATE Starkville	TEXAS A&M College Station	ARKANSAS Tuscaloosa	TENNESSEE Tuscaloosa	LSU Tuscaloosa	KENTUCKY Lexington	UT CHATTANOOGA Tuscaloosa	AUBURN Auburn	MISSOURI Fayetteville (Nov. 24)	AUBURN Auburn
ARKANSAS	WESTERN CAROLINA Little Rock	KENT Fayetteville	BYU Fayetteville	LSU Baton Rouge	TEXAS A&M Arlington	OLE MISS Oxford	ALABAMA Tuscaloosa	MISSISSIPPI STATE Fayetteville	FLORIDA Gainesville	VANDERBILT Nashville	AUBURN Fayetteville	ARKANSAS Fayetteville	FIU Fayetteville	MISSOURI Fayetteville (Nov. 24)
AUBURN	UMASS Auburn	CALIFORNIA Berkeley	SAMFORD Auburn	TEXAS A&M College Station	GEORGIA Auburn	GEORGIA Auburn	LSU Baton Rouge	OLE MISS Auburn	MISSISSIPPI Auburn	MISSISSIPPI Auburn	VANDERBILT Nashville	ARKANSAS Fayetteville	NEW MEXICO STATE Auburn	ALABAMA Auburn
FLORIDA	UTAH Salt Lake City (Aug. 31)	MCNEESE Gainesville	TENNESSEE Gainesville	CHARLOTTE Gainesville	KENTUCKY Lexington	KENTUCKY Lexington	VANDERBILT Gainesville	SOUTH CAROLINA Columbia	GEORGIA Jacksonville	GEORGIA Jacksonville	ARKANSAS Gainesville	LSU Baton Rouge	MISSOURI Columbia	FLORIDA STATE Gainesville
GEORGIA	UT MARTIN Athens	BALL STATE Athens	SOUTH CAROLINA Athens	UAB Athens	AUBURN Auburn	AUBURN Auburn	KENTUCKY Athens	VANDERBILT Nashville	FLORIDA Jacksonville	FLORIDA Jacksonville	MISSOURI Athens	OLE MISS Athens	TENNESSEE Knoxville	GEORGIA TECH Atlanta
KENTUCKY	BALL STATE Lexington	EASTERN KENTUCKY Lexington	AKRON Lexington	VANDERBILT Nashville	FLORIDA Lexington	FLORIDA Lexington	GEORGIA Athens	MISSOURI Lexington	TENNESSEE Lexington	TENNESSEE Lexington	MISSISSIPPI Starkville	ALABAMA Lexington	SOUTH CAROLINA Columbia	LOUISVILLE Louisville
LSU	FLORIDA STATE Orlando (Sept. 3)	GRAMBLING Baton Rouge	MISSISSIPPI STATE Starkville	ARKANSAS Baton Rouge	OLE MISS Oxford	OLE MISS Oxford	MISSOURI Columbia	AUBURN Baton Rouge	ARMY Baton Rouge	ALABAMA Tuscaloosa	ALABAMA Tuscaloosa	FLORIDA Baton Rouge	GEORGIA STATE Baton Rouge	TEXAS A&M Baton Rouge
OLE MISS	MERCER Oxford	TULANE New Orleans	GEORGIA TECH Oxford	ALABAMA Tuscaloosa	LSU Oxford	LSU Oxford	ARKANSAS Oxford	AUBURN Baton Rouge	AUBURN Auburn	VANDERBILT Oxford	TEXAS A&M Oxford	GEORGIA Athens	UL-MONROE Oxford	MISSISSIPPI STATE Starkville (Nov. 23)
MISSISSIPPI STATE	SE LOUISIANA Starkville	ARIZONA Starkville	LSU Starkville	SOUTH CAROLINA Columbia	ALABAMA Starkville	ALABAMA Starkville	WESTERN MICHIGAN Starkville	ARKANSAS Fayetteville	ARKANSAS Fayetteville	AUBURN Auburn	KENTUCKY Starkville	TEXAS A&M College Station	SOUTHERN MISS Starkville	OLE MISS Starkville (Nov. 23)
MISSOURI	SOUTH DAKOTA Columbia (Aug. 31)	MIDDLE TENNESSEE Columbia	KANSAS STATE Columbia	MEMPHIS St. Louis	VANDERBILT Nashville	VANDERBILT Nashville	LSU Columbia	SOUTH CAROLINA Columbia, Mo.	SOUTH CAROLINA Columbia, Mo.	GEORGIA Athens	GEORGIA Athens	TENNESSEE Columbia	FLORIDA Columbia	ARKANSAS Fayetteville (Nov. 24)
SOUTH CAROLINA	NORTH CAROLINA Charlotte	FURMAN Columbia	GEORGIA Athens	MISSISSIPPI STATE Columbia	TENNESSEE Knoxville	TENNESSEE Knoxville	FLORIDA Columbia	FLORIDA Columbia	MISSOURI Columbia, Mo.	TEXAS A&M College Station	JACKSONVILLE STATE Columbia	VANDERBILT Columbia	KENTUCKY Columbia	CLEMSON Columbia
TENNESSEE	VIRGINIA Nashville	AUSTIN PEAY Knoxville	FLORIDA Gainesville	UTSA Knoxville	SOUTH CAROLINA Knoxville	SOUTH CAROLINA Knoxville	TEXAS A&M Knoxville	TEXAS A&M Knoxville	ALABAMA Tuscaloosa	KENTUCKY Lexington	UCONN Knoxville	MISSOURI Columbia	GEORGIA Knoxville	VANDERBILT Knoxville
TEXAS A&M	NEW MEXICO College Station	MIAMI Miami	UL-MONROE College Station	AUBURN College Station	ARKANSAS Arlington	ARKANSAS Arlington	ALABAMA College Station	TENNESSEE Knoxville	SOUTH CAROLINA College Station	SOUTH CAROLINA College Station	OLE MISS Oxford	MISSISSIPPI College Station	ABILENE CHRISTIAN College Station	LSU Baton Rouge
VANDERBILT	HAWAII Nashville	ALABAMA A&M Nashville	WAKE FOREST Winston-Salem	KENTUCKY Nashville	MISSOURI Nashville	MISSOURI Nashville	FLORIDA Gainesville	GEORGIA Nashville	GEORGIA Nashville	OLE MISS Oxford	AUBURN Nashville	SOUTH CAROLINA Columbia		TENNESSEE Knoxville

2023 SEC CHAMPIONSHIP GAME • DECEMBER 2 • MERCEDES-BENZ STADIUM • ATLANTA, GA

LOVE

GRATITUDE

POSITIVE ENERGY

TRUST

TOUGHNESS

ACCOUNTABILITY

COMPETE



2023 SEASON

SCHEDULE

SEPTEMBER 2



vs. NORTH CAROLINA
(CHARLOTTE, NC)

SEPTEMBER 9



vs. FURMAN

SEPTEMBER 16



AT GEORGIA

SEPTEMBER 23



vs. MISSISSIPPI STATE

SEPTEMBER 30



AT TENNESSEE

OCTOBER 14



vs. FLORIDA

OCTOBER 21



AT MISSOURI

OCTOBER 28



AT TEXAS A&M

NOVEMBER 4



vs. JACKSONVILLE STATE

NOVEMBER 11



vs. VANDERBILT

NOVEMBER 18



vs. KENTUCKY

NOVEMBER 25



vs. CLEMSON