

2023 SOUTH ALABAMA

FOOTBALL

#OurCity



TABLE OF CONTENTS

2023 Jaguars	2-36	Ed Smith IV, Defensive Line	21	Game 1 Recap - Nicholls	57
2023 Rosters / Numerical & Alphabetical	2-3	Tremel States-Jones, Defensive Back	21	Game 2 Recap - Central Michigan	57
Returning Players	4-30	Adreïn Strickland, Offensive Line	22	Game 3 Recap - UCLA	57
Yam Banks, Defensive Back	4	Maurice Strong, Jr., Defensive Line	22	Game 4 Recap - Louisiana Tech	58
Damean Bivens, Running Back	4	Wy'Kevious Thomas, Defensive Line	22	Game 5 Recap - Louisiana	58
Carter Bradley, Quarterback	5	DJ Thomas-Jones, Tight End	23	Game 6 Recap - ULM	58
Lamondre Brooks, Defensive Line	5	Jay'juan Townsend, Receiver	23	Game 7 Recap - Troy	59
Ke'Shun Brown, Linebacker	5	Desmond Trotter, Quarterback	24	Game 8 Recap - Arkansas State	59
Chrystvile Caldwell, Linebacker	6	Devin Voisin, Receiver	24	Game 9 Recap - Georgia Southern	59
Malachi Carney, Offensive Line	6	Jaden Voisin, Defensive Back	25	Game 10 Recap - Texas State	60
Jonathan Carter, Running Back	6	Christopher Wallace, Jr., Defensive Back	25	Game 11 Recap - Southern Miss	60
Charles Coleman III, Defensive Line	7	Jeremiah Webb, Receiver	25	Game 12 Recap - Old Dominion	60
Brandon Crum, Tight End	7	La'Damian Webb, Running Back	26	Game 13 Recap - Western Kentucky	61
Nick Curtis, Defensive Line	8	Quentin Wilfawn, Linebacker	26		
Christopher Davis, Jr., Receiver	8	Sam Williams, Offensive Line	27	Records / History	62-142
Travis Drosos, Long Snapper	8	Keyshawn Woodyard, Receiver	27	All-Time Honors	62-63
Ricky Fletcher, Defensive Back	8	Anthony Zaccaro, Long Snapper	27	The Legacy of No. 5	64
Daniel Foster-Allen, Offensive Line	9	Returning Players Statistics	28-29	In the Pros	65
Keith Gallmon, Jr., Defensive Back	9	Newcomers / Squad Members	30-35	All-Time Letterwinners	66-68
Dallas Gamble, Defensive Back	10	Transfer Players Statistics	36	All-Time Coaching / Records	69
Reid Gavin, Offensive Line	10			Year-by-Year Results	70-71
Diego Guajardo, Kicker	10	Coaches / Staff	37-45	Opponent Breakdown	72-74
Jamall Hickbottom, Defensive Line	11	Head Coach, Kane Wommack	37	All-Time versus Opponents	74
Brock Higdon, Defensive Line	11	Major Applewhite, Offensive Coordinator	38	All-Time Statistics	75
Jacob Hopper, Tight End	12	Corey Batoon, Defensive Coordinator	39	Single-Season / Career Multi-TD Games	76-78
Dalton Hughes, Linebacker	12	Antonio Bradford, Assistant Coach	40	Individual Season Records	79-82
Rickey Hyatt, Jr., Defensive Back	12	Rob Ezell, Assistant Coach	40	Individual Career Records	83-85
Khalil Jacobs, Linebacker	13	Jay Hopson, Assistant Coach	41	Team Season Records	86-89
Kenton Jerido, Offensive Line	13	Michael Smith, Assistant Coach	41	Individual Game Records (Miscellaneous)	90
Carlos Johnson, Jr.	13	Gordon Steele, Assistant Coach	42	Miscellaneous Team Records	91-93
Jalen Jordan, Defensive Back	14	Landius Wilkerson, Assistant Coach	42	Individual Game Records (All Games)	94-100
Todd Justice, Tight End	14	Tre Williams, Assistant Coach	43	Team Game Records (All Games)	101-104
Trey Kiser, Linebacker	14	Will Windham, Assistant Coach	43	Opponent Game Records (All Games)	105-107
Caullin Lacy, Receiver	15	Matt Shadeed, Assoc. Head Coach/Ath. Performance	44	Opponent Individual Game Records (All Games)	108-113
Marco Lee Jr., Running Back	15	Coaches / Support Staff	44	Team Game Records (Division I Opponents)	114-117
Dontae Lucas, Offensive Line	15			Individual Game Records (Division I Opp)	118-123
Jack Martin, Punter	16	Season Review	45-62	Opponent Game Records (Division I Opponent)	124-126
Isaac Mason, Defensive Back	16	2022 Schedule / Results	45	Opponent Individual Game Records (DI Opp)	127-133
Josh McCulloch, Offensive Line	16	2022 Team Statistics	45	Team Game Records (Bowl Games)	134-135
Tanner McGee, Quarterback	17	2022 Individual Statistics	45-47	Individual Game Records (Bowl Games)	136-138
Braylon McReynolds, Running Back	17	2022 Defensive Statistics	48	Opponent Game Records (Bowl Games)	139
Jacob Meeks, Kicker	17	Turnover Chart	48	Opponent Individual Game Records (Bowls)	140-142
James Miller, Linebacker	18	Red Zone Chart	48		
Blayne Myrick, Linebacker	18	Game-by-Game Statistics	49	2023 University South Alabama Football Media Guide	
Eli Ntsasa, Defensive Back	18	2022 Starting Lineups	49	The 2023 University of South Alabama Football Media Guide is a production of the Strategic Communications Office. The book was edited and published by Travis Jarome, with editorial assistant from Kevin Beasley, Maddie Joiner and JT Crabtree. The cover was produced by Scott Donaldson.	
Damon Parr, Offensive Line	18	Game-by-Game Passing	50		
Kole Payne, Offensive Line	18	Game-by-Game Rushing	50		
Jamaal Pritchett, Receiver	19	Game-by-Game Receiving	50		
Nathan Rawlins-Kibonge, Defensive Line	19	Game-by-Game Tackles	51		
James Robinson, Offensive Line	19	Game-by-Game Tackles for Loss	52		
Marquise Robinson, Defensive Back	19	Game-by-Game Sacks	52		
Caleb Schlachter, Receiver	19	Game-by-Game Kicking / Punting	53		
Lincoln Sefcik, Tight End	20	South Alabama Scoring Drives / Summaries	54		
Jamie Sheriff, Defensive Line	20	South Alabama Long Plays (25 yards or more)	54		
AJ Sims Jr., Defensive Back	21	South Alabama / Opponent Highs	55		
Reggie Smith, Offensive Line	21	Participation	56		

NUMERICAL ROSTER

NO	PLAYER	POS	HT	WT	YR	HOMETOWN / PREVIOUS SCHOOL / HIGH SCHOOL
0	Keith Gallmon Jr.	DB	5-9	202	R-Sr.	Mobile, Ala. / Mobile Christian School
0	Braylon McReynolds	RB	5-8	180	So.	Mobile, Ala. / McGill-Toolen HS
1	Jalen Jordan	DB	5-9	176	Sr.	Lake Cormorant, Miss. / Ole Miss / Lake Cormorant HS
1	Desmond Trotter	QB	6-3	220	Sr.	Irondale, Ala. / Shades Valley HS
2	Carter Bradley	QB	6-3	210	Sr.	Jacksonville, Fla. / Toledo / Providence HS
2	Jaden Voisin	DB	6-0	205	R-Jr.	Crestview, Fla. / Crestview HS
3	La'Damian Webb	RB	5-7	210	Sr.	Opelika, Ala. / Jones (Miss.) College / Beauregard HS
3	Rickey Hyatt Jr.	DB	6-1	192	R-Jr.	Westerville, Ohio / Kentucky / Westerville Christian HS
4	Cauilin Lacy	WR	5-9	185	Jr.	Mobile, Ala. / Faith Academy
4	James Miller	LB	6-2	228	Sr.	Tampa, Fla. / Indiana / Armwood HS
6	Rickey Fletcher	DB	6-2	186	So.	Durant, Miss. / Holmes County HS
6	Jay'juan Townsend	WR	6-0	164	Jr.	Forest, Miss. / Eufaula HS
7	Marquise Robinson	CB	6-1	184	Jr.	Crosby, Miss. / Southwest Mississippi CC / Wilkinson HS
7	Gio Lopez	QB	6-0	223	Fr.	Huntsville, Ala. / James Clemens HS
8	Yam Banks	DB	6-1	208	Jr.	Ridgeland, Miss. / Ridgeland HS
8	DJ Thomas-Jones	TE	6-2	247	Sr.	Mobile, Ala. / Ole Miss / Saraland HS
9	Ke'Shun Brown	LB	6-1	235	R-Jr.	Montgomery, Ala. / Texas A&M / G.W. Carver HS
9	Devin Voisin	WR	6-0	185	R-Jr.	Crestview, Fla. / Crestview HS
10	Tanner McGee	QB	6-4	219	R-Jr.	Randleman, N.C. / Randleman HS
10	Quentin Wilfawn	LB	6-1	248	R-Sr.	Oxford, Miss. / Northwest Mississippi CC / Oxford HS
11	Jamie Sheriff	DL	6-2	262	R-Sr.	Terry, Miss. / Mississippi Gulf Coast CC / Terry HS
11	Anthony Eager	WR	6-0	165	Fr.	Mobile, Ala. / McGill-Toolen HS
12	Jamaal Pritchett	WR	5-9	164	Jr.	Jackson, Ala. / Tuskegee / Jackson HS
12	Jamall Hickbottom	DL	6-2	305	Sr.	Mobile, Ala. / Williamson HS
13	Christopher Wallace Jr.	DB	6-0	193	So.	Mobile, Ala. / Mary G. Montgomery HS
13	Javon Ivory	WR	6-1	184	R-Sr.	Grove Hill, Ala. / Memphis / Clarke County HS
14	Cole Blaylock	DB	6-0	190	Fr.	Mobile, Ala. / UMS-Wright Preparatory School
14	Kentrel Bullock	RB	5-11	200	Jr.	Columbia, Miss. / Ole Miss / Columbia HS
15	Chrystyle Caldwell	LB	6-1	205	R-Fr.	Elba, Ala. / Elba HS
15	Shamar Sandgren	WR	6-2	168	Jr.	Savannah, Ga. / Itawamba CC / Island HS
16	Jamarrien Burt	DB	6-1	168	R-Fr.	Ocala, Fla. / Oklahoma / Forest HS
16	Christopher Davis Jr.	WR	6-0	154	So.	Watson, La. / Live Oak HS
17	Bishop Davenport	QB	6-2	185	R-Fr.	Spring, Texas / Utah State / Spring HS
17	Reggie Neely	DB	6-0	174	Jr.	Memphis, Tenn. / East Mississippi CC / Briarcrest Christian
18	RJ Moss Jr.	DL	6-4	266	So.	Biloxi, Miss. / Biloxi HS
18	Keyshawn Woodyard	WR	6-1	195	R-So.	Mobile, Ala. / UMS-Wright Preparatory School
19	Dallas Gamble	DB	6-0	196	R-Jr.	Booneville, Miss. / Booneville HS
19	Trip Maxwell	QB	6-2	201	Fr.	Flowood, Miss. / Hartfield Academy
20	Lamondre Brooks	DL	6-2	241	So.	Birmingham, Ala. / Huffman HS
20	Brandon Crum	TE	6-4	250	Sr.	Auburn, Ala. / Auburn HS
21	Jarvis Durr	RB	5-11	185	Fr.	Brandon, Miss. / Brandon HS
21	Jordan Norman	DL	6-3	239	Fr.	Hoover, Ala. / Hoover HS
22	Trey Kiser	LB	6-0	224	Sr.	Sulphur, Okla. / NE Oklahoma AGM JC / Sulphur HS
22	PJ Martin	RB	5-10	205	Fr.	New Orleans, La. / De La Salle HS
23	Cash Turner	WR	6-0	157	Fr.	Orange Beach, Ala. / Orange Beach HS
23	Tremel States-Jones	DB	6-0	200	So.	Surrey, BC, Canada / Clearwater Academy International
24	Damean Bivens	RB	6-0	210	R-So.	Pace, Fla. / Pace HS
24	Josh Bledsoe	DB	6-0	170	Fr.	Lafayette, Ala. / Lafayette HS
25	David Delgado	P/K	5-10	165	Jr.	San Diego, Calif. / San Diego State / Hilltop HS
25	Khalil Jacobs	LB	6-2	218	So.	Clearwater, Fla. / Niceville HS
26	Brian Dillard	DB	6-2	190	Jr.	Ocala, Fla. / Independence CC / Lake Weir HS
26	Jonathon Carter	RB	5-9	184	R-Fr.	Troy, Ala. / Charles Henderson HS
27	Jacob Hopper	TE	6-6	248	Jr.	Boaz, Ala. / Sardis HS
27	Gavin Forsha	LB	6-3	225	Jr.	Nashville, Tenn. / Kansas State / Mount Juliet Christian Academy
28	Isaac Mason	DB	5-9	192	R-Fr.	Florence, Ala. / Florence HS
28	Travis Drosos	LS	6-0	222	Jr.	Gilbert, Ariz. / Colorado / Perry HS
29	Marco Lee Jr.	RB	6-0	235	Sr.	Columbus, Ga. / Virginia Tech / Hardaway HS
29	Wesley Miller	DB	5-11	188	R-Fr.	Columbia, Miss. / Mississippi State / Heritage Academy
30	Charles Coleman III	DL	6-3	274	R-Sr.	Huntsville, Ala. / Mae Jemison HS
30	Stacey Boykins Jr.	WR	6-1	198	Fr.	Daphne, Ala. / Daphne HS
31	Jacob Meeks	PK	6-3	200	Sr.	Grand Prairie, Texas / ULM / Forest HS
31	Mike Harris	DB	5-10	168	R-Jr.	Phenix City, Ala. / Baylor / Central HS
32	Blayne Myrick	LB	6-2	223	So.	Fairhope, Ala. / Fairhope HS
33	Dorian Smith	RB	5-9	175	Fr.	Mobile, Ala. / Faith Academy
33	Alex Shamburger	S	6-2	171	Fr.	Mobile, Ala. / McGill Toolen HS
34	Micah Turner	TE	6-3	213	Fr.	Antioch, Ala. / Straughn HS
34	Jordan Buchanan	DB	6-1	168	R-Fr.	Suwanee, Ga. / Purdue / North Gwinnett HS
35	Nick Curtis	DL	6-5	215	R-Jr.	Birmingham, Ala. / Auburn / Kent State / Hoover HS
36	Diego Guajardo	PK	6-0	185	Sr.	Spanish Fort, Ala. / Daphne HS
36	Cameron Rutledge	DL	6-1	178	Jr.	McCalla, Ala. / Mississippi College / McAdory HS
37	Karon Weary	DB	6-2	174	Fr.	Columbia, Miss. / East Marion HS
39	Dalton Hughes	LB	6-2	226	So.	Tupelo, Miss. / Tupelo HS

ALPHABETICAL ROSTER

NO	NAME	POS
44	Michael Archie	LB
8	Yam Banks	DB
24	Damean Bivens	RB
14	Cole Blaylock	DB
24	Josh Bledsoe	DB
30	Stacey Boykins Jr.	WR
2	Carter Bradley	QB
20	Lamondre Brooks	LB
9	Ke'Shun Brown	LB
34	Jordan Buchanan	DB
14	Kentrel Bullock	RB
16	Jamarrien Burt	DB
51	Reed Buys	OL
15	Chrystyle Caldwell	LB
77	Malachi Carney	OL
34	Jonathon Carter	RB
30	Charles Coleman III	DL
20	Brandon Crum	TE
35	Nick Curtis	DL
17	Bishop Davenport	QB
16	Christopher Davis Jr.	WR
79	Jordan Davis	OL
25	David Delgado	P/K
94	Hamilton DiBoyan	K
26	Brian Dillard	DB
28	Travis Drosos	LS
21	Jarvis Durr	RB
11	Anthony Eager	WR
6	Ricky Fletcher	DB
27	Gavin Forsha	LB
73	Daniel Foster-Allen	OL
0	Keith Gallmon Jr.	DB
19	Dallas Gamble	DB
74	Reid Gavin	OL
56	Adrian Griffin	OL
36	Diego Guajardo	PK
31	Mike Harris	DB
12	Jamaal Hickbottom	DL
95	Brock Higdon	DL
89	Chris Holifield Jr.	WR
27	Jacob Hooper	TE
39	Dalton Hughes	LB
3	Rickey Hyatt Jr.	DB
13	Javon Ivory	WR
25	Khalil Jacobs	LB
57	Jayson Jarrell	OL
69	Kenton Jerido	OL
90	Carlos Johnson Jr.	DL
1	Jalen Jordan	DB
86	Todd Justice	TE
61	Julius Kidd	OL
22	Trey Kiser	LB
4	Cauilin Lacy	WR
83	Jace Larsen	WR
29	Marco Lee Jr.	RB
49	Logan Lewis	LB
7	Gio Lopez	QB
55	Dontae Lucas	OL
87	Jack Martin	P
22	PJ Martin	RB
28	Isaac Mason	DB
19	Trip Maxwell	QB
65	Josh McCulloch	OL
80	Hollis McDaniel	TE
10	Tanner McGee	QB
0	Braylon McReynolds	RB
31	Jacob Meeks	PK
4	James Miller	LB
29	Wesley Miller	DB
43	Taylor Milton	LB
18	R.J. Moss Jr.	DL
32	Blayne Myrick	LB

NUMERICAL ROSTER

NO	PLAYER	POS	HT	WT	YR	HOMETOWN / HIGH SCHOOL / PREVIOUS SCHOOL
40	Aleksi Pulkkinen	K	6-4	180	Fr.	Helsinki, Finland / Vuosaari Kukko
40	AJ Sims Jr.	DB	5-9	191	R-Fr.	Vestavia Hills, Ala. / Vestavia Hills HS
42	Anthony Zaccaro	LS	6-2	227	Jr.	Melville, N.Y. / Old Dominion / St. Anthony's HS
43	Taylor Milton	LB	6-3	226	Jr.	Zachary, La. / New Mexico State / Zachary HS
44	Michael Archie	LB	6-1	204	Fr.	Pensacola, Fla. / Pensacola Catholic HS
45	Ed Smith IV	DL	6-2	290	So.	Tuscaloosa, Ala. / Central HS
46	Toshi Yamamoto	DL	5-11	220	Fr.	Hoover, Ala. / Hoover HS
47	Eli Ntsasa	DB	6-1	187	Jr.	West Linn, Ore. / Laney College / West Linn HS
48	Jordan Williams	LB	6-2	200	Fr.	Meterie, La. / Archbishop Rummel HS
49	Logan Lewis	LB	5-11	225	Fr.	Metairie, La. / Archbishop Rummel HS
51	Reed Buys	OL	6-4	300	R-Jr.	Vicksburg, Miss. / Mississippi State / Warren Central HS
52	John Ward	OL	6-5	293	Fr.	Atmore, Ala. / Northview (Fla.) HS
53	Emauri Sibley	LB	6-0	200	So.	Zachary, La. / Arkansas-Monticello / Zachary HS
55	Dontae Lucas	OL	6-4	317	Sr.	Overton, Fla. / Florida State / IMG Academy
55	Maurice Strong Jr.	DL	6-1	294	Sr.	Raiford, Fla. / Union County HS
56	Adrian Griffin	OL	6-5	281	Fr.	Pleasant Grove, Ala. / Pleasant Grove HS
57	Jayson Jarrell	OL	6-0	300	Jr.	Fairhope, Ala. / Birmingham Southern / Fairhope HS
59	Sam Williams	OL	6-0	291	R-Fr.	Pascagoula, Miss. / Resurrection Catholic School
61	Julius Kidd	OL	6-2	318	R-Fr.	Mobile, Ala. / Davidson HS
65	Josh McCulloch	OL	6-3	312	Sr.	Houston, Texas / Aldine Benjamin Davis HS
66	Kole Payne	OL	5-10	267	Jr.	Theodore, Ala. / Theodore HS
67	Reggie Smith	OL	6-1	283	R-Sr.	Pensacola, Fla. / Escambia HS
69	Kenton Jerido	OL	6-2	331	So.	Tuscaloosa, Ala. / Northridge HS
70	Adrein Strickland	OL	6-6	332	So.	Panama City, Fla. / Mosley HS
71	James Robinson	OL	6-4	325	R-Jr.	Montgomery, Ala. / Tennessee / G. W. Carver HS
73	Daniel Foster-Allen	OL	6-3	298	R-Fr.	Mobile, Ala. / Auburn / St. Paul's Episcopal School
74	Reid Gavin	OL	6-4	331	So.	Ellisville, Miss. / South Jones HS
75	Damon Parr	OL	6-6	349	So.	Jacksonville, Ala. / Pleasant Valley HS
76	Lucas Taylor	OL	6-5	330	R-Fr.	Mobile, Ala. / Mississippi State / St. Paul's Episcopal HS
77	Malachi Carney	OL	6-4	274	R-Fr.	Pleasant Grove, Ala. / Pleasant Grove HS
79	Jordan Davis	OL	6-5	319	R-So.	Fairburn, Ga. / South Carolina / Creekside HS
80	Hollis McDaniel	TE	6-3	205	Fr.	New Orleans, La. / Jesuit HS
81	Jeremiah Webb	WR	5-11	192	R-Jr.	Chicago, Ill. / South Dakota / Urban Prep Academy
82	Trent Thomas	TE	6-6	235	Fr.	Mobile, Ala. / Cottage Hill HS
83	Jace Larsen	WR	6-1	161	Fr.	New Orleans, La. / Jesuit HS
85	Caeleb Schlachter	WR	6-3	192	R-Fr.	Kelowna, B.C., Canada / Clearwater Academy International
86	Todd Justice	TE	6-3	244	R-Jr.	Chelsea, Ala. / Chelsea HS
87	Jack Martin	P	5-11	173	Sr.	Mobile, Ala. / Alabama / McGill-Toolen HS
88	Lincoln Sefcik	TE	6-3	238	Sr.	Enid, Okla. / Northeastern Oklahoma AGM JC / Enid HS
89	Chris Holifield Jr.	WR	5-10	184	R-Jr.	Mobile, Ala. / Pearl River CC / LeFlore HS
90	Carlos Johnson Jr.	DL	6-0	282	R-Jr.	Mobile, Ala. / Spanish Fort HS
91	Nathan Rawlins-Kibonge	DL	6-6	240	R-So.	Portland, Ore. / Oklahoma / Jefferson HS
93	Baxter Turner	LS	5-10	188	Fr.	Saraland, Ala. / Saraland HS
94	Hamilton DiBoyan	K	5-11	155	Fr.	Alpharetta, Ga. / Denmark HS
95	Brock Higdon	DL	6-7	263	Jr.	Pelham, Ala. / Pelham HS
96	Eli Webb	LB	6-2	222	So.	Fairhope, Ala. / Belhaven / Fairhope HS
99	Wy'Kevious Thomas	DL	6-2	308	R-Jr.	Riverdale, Ga. / Riverdale HS

COACHING STAFF

HEAD COACH

Kane Wommack (Southern Miss, '09)

ASSISTANT COACHES

Matt Shadeed (Southern Mississippi '09)	Assistant Head Coach/Director of Football Athletic Performance
Major Applewhite (Texas, '02)	Offensive Coordinator / Quarterbacks
Corey Batoon (Long Beach State, '91)	Defensive Coordinator / Safeties
Rob Ezell (Alabama, '11)	Tight Ends
Michael Smith (Kansas State, '95)	Wide Receivers
Gordon Steele (Valdosta State, '10)	Offensive Line
Landis Wilkerson (Alabama State, '05)	Defensive Line
Will Windham (Mississippi State, '07)	Linebackers
Antonio Bradford (Alabama State, '04)	Running Backs
Jay Hopson (Ole Miss, '92)	Cornerbacks
Tre Williams (Auburn, '17)	Special Teams / Defensive Assistant

ANALYSTS / GRADUATE ASSISTANT COACHES

Doug Ruse (Northwest Missouri State '86)	Quality Control Analyst (Offense)
Kyle Skierski (UC Davis, '06)	Quality Control Analyst (Defense)
Cameron Cleminson (Michigan State, '18)	Defense
Adam Mann (Huntington College, '19)	Offense
Eric Ponio (Arkansas, '17)	Offense

ALPHABETICAL ROSTER

NO	NAME	POS
17	Reggie Neely	DB
21	Jordan Norman	DL
47	Eli Ntsasa	DB
75	Damon Parr	OL
66	Kole Payne	OL
12	Jamaal Pritchett	WR
40	Aleksi Pulkkinen	P/K
91	Nathan Rawlins-Kobonge	DL
71	James Robinson	OL
7	Marquise Robinson	DB
36	Cameron Rutledge	DL
15	Shamar Sandgren	WR
85	Caleb Schlachter	WR
88	Lincoln Sefcik	TE
33	Alex Shamburger	S
11	Jamie Sheriff	DL
53	Emauri Sibley	LB
40	AJ Sims Jr.	DB
33	Dorian Smith	RB
45	Ed Smith IV	DL
67	Reggie Smith	OL
23	Tremel States-Jones	DB
70	Adrein Strickland	OL
55	Maurice Strong Jr.	DL
76	Lucas Taylor	OL
99	Wy'Kevious Thomas	DL
82	Trent Thomas	TE
8	DJ Thomas-Jones	TE
6	Jay'uan Townsend	WR
1	Desmond Trotter	QB
93	Baxter Turner	LS
23	Cash Turner	WR
34	Micah Turner	TE
9	Devin Voison	WR
2	Jaden Voison	DB
13	Christopher Wallace Jr.	DB
52	John Ward	OL
37	Karon Weary	DB
96	Eli Webb	LB
81	Jeremiah Webb	WR
3	La'Damian Webb	RB
10	Quentin Wilfawn	LB
48	Jordan Williams	LB
59	Sam Williams	OL
18	Keyshawn Woodyard	WR
46	Toshi Yamamoto	DL
42	Anthony Zaccaro	LS

8

YAM BANKS

SAFETY

6-1 | 208 | Junior | 3L
Ridgeland, Miss. (Ridgeland HS)

As A Third-Year Sophomore (2022): Named First-Team All-Sun Belt as a defensive back ... Named honorable mention All-American by Phil Steele ... Also was also chosen second team by PFF and third team by CFN at defensive back ... Finished the season with a team-high six interceptions including one against Western Kentucky at the R+L Carriers New Orleans Bowl to conclude the season ... Recorded 50 total tackles, including 35 solo stops, with six tackles for loss and one sack ... Finished the year with 11 pass breakups, five quarterback hurries and one fumble recovery ... Recorded five or more tackles five times including seven against Old Dominion ... Also recorded six tackles against Troy.

As A Second-Year Freshman (2021): Started all 12 contests at 'Husky' position ... Recorded 49 tackles, with that total including 4½ for a loss of 10 yards with an assist on a sack ... Also forced two fumbles, recovered another and broke up two passes ... Led the Jaguars after posting a career-best six stops in Bowling Green victory ... Matched that total in three straight October outings against Texas State, Georgia Southern and ULM ... Finished with a pair of tackles behind the line of scrimmage both against the Bobcats and in a win over the Eagles ... Was credited with five stops in each of the last two games of the year against Tennessee and Coastal Carolina, with one of those a sack to go along with a fumble recovery in the latter match-up ... Made four tackles in season-opening defeat of Southern Mississippi while becoming the first Jag defender to force two fumbles in a game since Jeremy Reaves did so in September 2017 ... Also had four stops in victory over Alcorn State.

As A Freshman (2020 Covid Season): Appeared in seven games his first season at the collegiate level ... Was credited with a pair of solo tackles, with one coming in each of the team's last two home contests against Georgia State and Troy.

High School Highlights: Received three stars from 247Sports.com and two stars from Rivals.com ... Also considered to be among the top 65 recruits in the state according to 247Sports.com ... Played both football and baseball at Ridgeland High ... As a senior posted 52 tackles, four interceptions – which he returned for a total of 302 yards and three touchdowns – and 10 other passes broken up to help the Titans go 8-4 after qualifying for the state 5A playoffs ... Also caught 37 passes for 788 yards and three scores on offense ... Credited with a season-best nine stops in RHS's postseason match-up with Lake Cormorant High ... Recorded eight solo tackles against Pearl HS while finishing with six vs. Neshoba Central High ... Posted five stops in wins over Cleveland Central HS, Callaway High and Provine High with two passes defended in the first of those contests ... Broke up a season-high three passes and added four unassisted tackles in victory over Forest Hill HS ... Returned two interceptions for 206 yards and collected three stops in season-opening win over Ocean Springs High ... Picked off one pass and broke up two others while also posting a tackle for loss in victory over Vicksburg HS ... Had an interception and a pass defended in defeat of Canton High, also broke up a pair of passes against Holmes County Central as well.

Personal: Full name is Yamarus Kenyon Banks Jr. ... Born March 19, 2002, in Jackson, Miss. ... Son of Yamarus Banks Sr. and Shamekia Potts ... Is majoring in sport management and recreation studies.

24

DAMEAN BIVENS

RUNNING BACK

6-0 | 210 | R-Sophomore | 2L
Pace, Fla. (Pace HS)

As A Fourth-Year Sophomore (2022): Did not see any action after preseason neck surgery.

As A Third-Year Freshman (2021): Missed most of preseason camp due to injury, waiting to make his first appearance of the year in the annual "Battle For The Belt" at Troy ... Would go on to see action in each of South's final three games of the season against Appalachian State, Tennessee and Coastal Carolina.

As A Redshirt Freshman (2020 Covid season): Was injured during a preseason scrimmage and did not play in the fall.

As A Freshman (2019): Appeared in three contests while redshirting his first season with the program ... Ran for 17 yards on three carries ... Gained 10 yards on two attempts in season-ending defeat of Arkansas State ... First collegiate carry went for seven yards against Louisiana ... Made his collegiate debut the previous week at Texas State.

High School Highlights: Received two stars from Rivals.com and 247Sports.com ... In three years on the varsity at Pace High, rushed for a school career-record 5,180 yards and 57 touchdowns ... Had 100 or more yards on the ground in 19 of 30 career appearances ... Following his prep career, scored a pair of touchdowns to help the North team claim the Florida Athletic Coaches Association All Star Game ... Named the first-team all-state and the state 6A Florida Player of the Year as a senior after recording 2,273 yards and 32 scores, adding first-team all-area honors from the Pensacola News-Journal ... Finished fourth in the voting for Mr. Football in the state of Florida ... Ranked third in the state with 206.6 yards per game as well as in touchdowns scored ... Efforts helped the Patriots to a 7-4 finish after qualifying for the state 6A playoffs for the first time since 2013 ... Carried 32 times for 382 yards while scoring five touchdowns in a win over Choctawhatchee HS ... Finished with 352 yards and a school-record seven touchdowns in defeat of Tate High ... Also surpassed 200 yards in victories over Milton HS (236 with three TDs), Fort Walton Beach HS (227 with three TDs) and Pensacola High (213 with three TDs) ... Posted 2,190 yards and scored 20 touchdowns rushing his junior year to be named first-team all-area ... Finished with a season-best 351 yards and three scores against Gulf Breeze HS ... Rushed for 282 yards and three touchdowns in defeat of Washington HS ... Recorded a season-high four touchdowns while running for 254 yards in season-ending win over Pensacola Catholic HS ... Gained 299 yards against Milton High and 289 in victory over Tate HS, scoring twice against both opponents ... Rushed for more than 200 yards against Choctawhatchee HS (262) and Fort Walton Beach High (207) as well ... As a sophomore, threw for 807 yards and 12 touchdowns while adding 717 yards and five scores on the ground ... Lettered in weightlifting and track for the Patriots as well.

Personal: Full name is Damean Deshaun Bivins ... Born Oct. 13, 2000, in Monroeville, Ala. ... Son of Shuntenie Bivins and Samantha Jeter ... Wants to coach in the future ... Also was offered a scholarship by Marshall, and was recruited by Auburn, Mississippi State, Tennessee, Georgia Tech, South Florida, Troy, Southern Mississippi and UAB as well ... Is an interdisciplinary studies major.

2

CARTER BRADLEY

QUARTERBACK

6-2 | 210 | Senior | 11
Jacksonville, Fla. (Toledo/Providence HS)

As A Junior (2022): Set school records in passing yards (3,326), completions (276) and touchdowns (28) in his first year at South Alabama ... Ranked in the top 50 nationally in 11 different categories, including 22nd in passing touchdowns and 25th in passing yards ... Passed for three or more touchdowns in a game seven different times during the season, including four against Texas State ... Also passed for 250 or more yards seven different times on the season, including 300 or more three times ... Passed for 377 yards against Western Kentucky in the R+L Carriers New Orleans Bowl, for 354 yards and three touchdowns on the road against Central Michigan before setting a school record with 420 yards and three touchdowns against ULM ... Also ran the ball 63 times for 55 yards with a pair of touchdowns ... Was named to the Manning Star of the Week list after his Central Michigan performance.

Toledo Highlights (2019-21): In the Rocket program for four seasons ... Played in eight contests during the 2021 regular season as UT posted a 7-5 mark – including going 5-3 in the Mid-American Conference – in earning an invitation to the Bahamas Bowl ... Was 77-of-130 passing for 972 yards and four touchdowns ... Finished 18-of-28 passing for 221 yards and a score as the Rockets dropped a three-point decision at No. 7 Notre Dame ... Posted a season-best 254 yards after connecting on 22-of-36 attempts the next week against Colorado State ... Completed 10-of-18 passes for 144 yards and a touchdown in a victory at Ball State ... Recorded 110 yards and a score on 11-of-18 passing in a defeat of Massachusetts ... Saw action in each of UT's final four contests in the fall of 2020, throwing for 849 yards and nine touchdowns while completing 55-of-89 passes ... Ended the season ranked third in the conference with a 164.1 pass efficiency rating and seventh after averaging 212.3 passing yards per outing ... In his first start of the season, led the Rockets to a victory at Northern Illinois after hitting 29-of-44 attempts for 432 yards – the most in the MAC on the year and the seventh-highest total in program history – and three touchdowns while adding another 44 yards on five carries ... Threw for 265 yards and three scores, including throwing the game-winning touchdown pass with just over 90 seconds left, while going 18-of-33 passing in defeat of Central Michigan in the Rockets' season finale ... Was 3-of-4 passing for 44 yards and a touchdown against Ball State while completing 5-of-8 attempts for 108 yards and a pair of scores in defeat of Eastern Michigan in his first appearance of the year ... Passed for 502 yards and a touchdown in seven games as a redshirt freshman ... Finished 15-of-23 passing for 121 yards in regular-season finale at Central Michigan ... In his first start that year, threw for 137 yards at Ball State ... Competed in three contests while redshirt his first year with the program ... Recorded 54 yards through the air, with 52 of those coming after hitting all three attempts in his collegiate debut as UT defeated VMI.

High School Highlights: Received three stars from both 247Sports.com and Scout.com coming out of high school ... Considered a consensus top 20 pro-style quarterback recruit ... Participated in the Elite 11 finals.

Personal: Full name is Carter Roy Bradley ... Parents are Gus and Michaela Bradley ... Father is the former head coach of the Jacksonville Jaguars and current defensive coordinator for the Indianapolis Colts ... Has two sisters, Anna and Ella, and one brother, Eli ... Received is undergrad from South Alabama in interdisciplinary studies.

20

LAMONDRE BROOKS

DEFENSIVE LINE

6-2 | 241 | Sophomore | 11
Birmingham, Ala. (Huffman HS)

As A Freshman (2022): Played in eight game before suffering a season-ending injury ... Recorded 11 tackles, including seven solo stops ... Recorded a season-high three tackles against Louisiana Tech, with two each against Louisiana and Troy ... Recorded a pair of solo stops against Louisiana on the road ... Forced a fumble against Arkansas State.

High School Highlights: Considered among the top 30 recruits in Alabama and top 50 nationally at outside linebacker by Rivals.com, receiving three stars from the company ... Earned three stars from 247Sports.com, with the organization considering him among the top 70 prospects in the state as well ... Credited with a pair of tackles and a quarterback hurry in helping the defense limit Mississippi to just 122 total yards in a 19-7 Alabama victory in the Alabama-Mississippi All-Star Game ... Lettered all four years at Huffman High ... Was limited to three games during the regular season due to injury, posting 16 tackles with nine of those for a loss ... Recorded 10 stops – highlighted by four behind the line of scrimmage – in win over Parker High ... Three of four tackles against Briarwood Christian HS were for a loss ... Also played basketball for two years for the Vikings.

Personal: Full name is Lamondre Umerius Brooks ... Born Oct. 22, 2002, in Birmingham, Ala. ... Son of Richard Brooks and Cameshia Sparks ... Also had scholarship offers from Tennessee, Indiana, Illinois, UAB and Florida Atlantic ... Majoring in pre-business.

9

KE'SHUN BROWN

LINEBACKER

6-1 | 235 | R-Junior | 2L
Montgomery, Ala. (Texas A&M/Carver)

As A Fourth-Year Sophomore (2022): Played in all 13 games for the Jags ... Recorded 38 total tackles, including 23 solo stops ... Forced a fumble on a kickoff on the road at Central Michigan ... Recorded two quarterback hurries, and had a pick six against Texas State ... Recorded one pass breakup on the season ... Totaled a season-high six tackles against Louisiana and Troy ... Recorded four tackles against Nicholls, Central Michigan, and UCLA - the first three games of the season.

As A Third-Year Freshman (2021): Appeared in all but one of South's 12 games his first year with the program ... Posted 14 tackles – with two of those for loss including a nine-yard sack – and a forced fumble ... Credited with career-best three stops, all solo, in win over Alcorn State ... Recorded three unassisted tackles, forcing a fumble with one, in match-up with eventual Sun Belt Conference West Division winner Louisiana ... Equaled that figure with three stops at SBC East Division champion Appalachian State also ... Both stops in victory over Arkansas State were behind the line including a sack ... Finished with a pair of tackles at Tennessee as well.

Texas A&M Highlights (2019-20): Did not see action during the 2020 season for the Aggies after sitting out the previous campaign as a redshirt.

High School Highlights: Received four stars from 247Sports.com, with the organization including him among the top 25 inside linebackers in the country and top 15 prospects in the state ... Was a three-star recruit, ranking among the top 25 individuals in Alabama, according to Rivals.com ... A three-year letterwinner at Carver High ... Recorded 62 stops – highlighted

by 15 tackles for loss including four sacks – and two interceptions, scoring a touchdown on defensive his senior year to earn honorable mention all-state recognition ... Efforts helped the Wolverines to a berth in the state 6A playoffs on the way to an 8-3 finish ... Part of a CHS team that won its first-round playoff game when he was a junior, with the Wolverines also advancing to postseason play his first season on the varsity.

Personal: Full name is Quantavius Ke'Shun Brown ... Born Sept. 21, 2000, in Montgomery, Ala. ... Son of Anthony Davis and Quanda Brown ... Is the oldest of nine children including six boys ... Would like to own a business after his football career is over ... Was also offered scholarships by Alabama, Florida, Georgia, Kentucky, LSU, Mississippi State, Ole Miss, Tennessee, Oregon, Iowa, Louisville, Maryland, Pittsburgh, Louisiana, Troy, UAB and Toledo coming out of high school ... Major is interdisciplinary studies.

15

CHRYSTYLE CALDWELL

LINEBACKER

6-1 | 205 | R-Freshman | SQ
Elba, Ala. (Elba HS)

As A Freshman (2022): Saw action during the year, recording one tackle against Louisiana Tech ... Saw most of action on special teams.

High School Highlights: Played linebacker, tight end and fullback at Elba ... First-team all-state by ASWA (2021) ... Played in the 63rd AHSAA North / South All-Star Football Classic (South Team) where he was credited with six tackles ... Received three stars and considered among the top 60 recruits in the state by both 247Sports.com and ESPN.com ... Also earned two stars from Rivals.com ... Played linebacker, tight end and fullback for the Tigers, recording 218 total tackles – including 44 behind the line of scrimmage with 12 sacks – over his final three years at the prep level ... Was credited with 60 solo stops and 95 tackles in all as a senior, with 16 tackles for loss including five sacks ... Added an interception, a forced fumble and a fumble recovery, scoring both a defensive touchdown and a safety while blocking a kick and as well to help lead EHS to a 10-2 finish after advancing to the second round of the state 2A playoffs ... Ended his junior year with 64 tackles – including eight for a loss – while adding an interception, a forced fumble and a fumble recovery while helping the Tigers go 6-4 ... Was credited with 34 stops including 12 behind the line with four sacks – adding three forced fumbles and a pair of fumble recoveries – as a sophomore as the Tigers won their first-round state 1A playoff game on the way to an 8-4 finish ... Had season-best seven tackles, highlighted by two for loss, while forcing two fumbles in a win over McKenzie HS ... Posted six stops including three sacks in victory over Opp High ... Recorded five tackles in defeat of Marengo HS in opening round of the state playoffs ... Finished with five stops including two behind the line of scrimmage in win over Florala HS, while all three tackles in victory over Red Level High were behind the line of scrimmage ... Also had scholarship offers from Washington State, Syracuse, Army, Troy and Georgia Southern, and was recruited by Auburn, South Carolina, Florida State and South Florida as well.

77

MALACHI CARNEY

OFFENSIVE LINE

6-4 | 274 | R-Freshman | RS
Pleasant Grove, Ala. (Pleasant Grove HS)

As A Freshman (2022): Did not see any action in first year at South Alabama, sat out the season.

High School Highlights: Considered a three-star recruit as well as among the top 55 prospects in Alabama by 247Sports.com ... Selected to play in the Alabama High School Athletic Association North-South All-Star Game at the end of his prep career ... Did not play football until his junior season, but would go on to start for Pleasant Grove High each of his two years on the varsity ... Helped the Spartans make back-to-back appearances in the championship game of the state 5A playoffs ... Graded out at 90 percent and was credited with 41 pancake blocks as PGHS won the region championship and finished 12-2 when he was a senior ... Also made 13 tackles including two behind the line of scrimmage with one sack, adding another quarterback hurry, while contributing on the team's defensive line ... Efforts helped the Spartans go 11-3 overall his junior year.

26

JONATHON CARTER

RUNNING BACK

5-9 | 184 | R-Freshman | SQ
Troy, Ala. (Charles Henderson HS)

As A Freshman (2022): Did not see any action in first year at South Alabama as he sat out the season.

High School Highlights: Played football at Charles Henderson (Ala.) High School.

30**CHARLES
COLEMAN III****DEFENSIVE LINE****6-3 | 274 | Senior | 3L
Huntsville, Ala. (Mae Jemison HS)**

As A Fifth-Year Junior (2022): Played in all 13 games with 10 starts on the defensive line ... Finished the year with 20 tackles, including 11 solo stops ... Also recorded 5.5 tackles for loss and 1.5 sacks on the year ... Recorded three quarterback hurries and blocked a kick (against Georgia Southern) ... Recorded a season-high five tackles against Troy and three more against ULM ... Recorded a pair of tackles for loss and 1.5 sacks against Troy.

As A Fourth-Year Sophomore (2021): Started on nine occasions while seeing action in all 12 contests ... Collected 32 stops with a team-high-tying six tackles for loss including 4½ sacks, most on the squad to be named an honorable mention all-Sun Belt Conference selection as an edge defender by Pro Football Network ... Recorded two quarterback hurries and broke up a pass as well ... Credited with a career-best seven tackles highlighted by 1½ sacks in season finale against Coastal Carolina ... Also finished with 1½ sacks – for a loss of 14 yards – among his four stops, adding a pass defended, in defeat of Arkansas State ... Posted five tackles, including 1½ behind the line of scrimmage, at Texas State ... Made four unassisted stops at Appalachian State, the eventual Sun Belt East Division champion ... Had three tackles in season-opening win over Southern Mississippi and two in a victory over Georgia Southern ... One of two stops at Tennessee was for a loss ... Also was credited with a pair of tackles at ULM ... Lone stop in defeat of Alcorn State was a sack for a loss of six yards.

As A Sophomore (2020 Covid season): Appeared in all 11 games, making three starts ... Was credited with nine tackles including a pair behind the line of scrimmage ... Broke up three passes, recorded two quarterback hurries and had a forced fumble as well ... Posted two stops in back-to-back outings at Southern Mississippi and against Tulane to open the year ... In a game at 15th-ranked Coastal Carolina forced a fumble on a tackle for a two-yard loss while also breaking up a pass and recording a quarterback pressure ... Finished with a solo stop for a loss of four yards and had a pass defended in season finale against Troy ... Made one unassisted tackle in defeat of Texas State in Sun Belt Conference opener ... Recorded assisted stops at Georgia Southern and against Georgia State ... Broke up a pass in victory over ULM ... A member of the Sun Belt Conference Academic Honor Roll.

As A Redshirt Freshman (2019): Saw action in eight contests ... Posted four tackles, with three of those unassisted ... Recorded a pair of solo stops against Louisiana highlighted by a tackle for a four-yard loss ... Also finished with two tackles in the annual "Battle For The Belt" at rival Troy.

As A Freshman (2018): Did not see action while sitting out as a redshirt.

High School Highlights: A two-star 247Sports.com recruit ... Rated by the organization among the top 85 individuals in the state as well as among the top 100 strong-side defensive ends in the nation ... Selected to play in the Alabama-Mississippi All-Star Game at the end of his prep career ... Attended Mae Jemison High School after it was opened in 2016 ... Credited with 63 total tackles – including 13 for loss – and a forced fumble while helping the Jaguars advance to the second round of the state 5A playoffs his senior season ... Efforts helped MJHS finish the year 10-2 overall and 7-0 en route to claiming the region title as he was chosen second-team all-region ... Posted a season-best 10 stops, with four of those behind the line of scrimmage, against Buckhorn HS ... Credited with nine tackles in a win over Brooks High and eight in a defeat of Lee HS the following two weeks ... Recorded six stops, including two for a loss, in victory over Russellville High ... As a junior helped the Jaguars to a 6-5 finish after qualifying for the state playoffs in the school's first season of competition ... Also helped the MJHS soccer team qualify for the state 5A playoffs that year.

Personal: Full name is Charles Edward Coleman III ... Born Sept. 3, 1999, in Tallahassee, Fla. ...

Son of Creshonda Mitchell ... Also offered scholarships by Tulane and Western Kentucky, and was recruited by Troy and Middle Tennessee as well ... Majoring in leisure studies.

20**BRANDON
CRUM****TIGHT END****6-4 | 250 | Senior | 4L
Auburn, Ala. (Auburn HS)**

As A Fourth-Year Junior (2022): Saw action in 10 games as a fourth-year junior, including a pair of starts ... Missed two outings due to injury ... Did not record a catch, used primarily as a blocking tight end and on special teams.

As A Third-Year Sophomore (2021): Saw action in 10 games, including making four straight October starts; missed two outings due to an injury suffered in practice entering the final month of the year ... Finished the year with nine receptions for 95 yards and a touchdown ... Caught three balls for 31 yards – both season-high totals – highlighted by a 14-yard second quarter touchdown in win over Arkansas State ... First two receptions of the year, for 23 yards, came in Sun Belt Conference opener against eventual West Division winner Louisiana ... Also recorded two catches for 14 yards at ULM ... Had a 16-yard reception on the opening play of the second quarter in victory over Georgia Southern, moving the Jaguars into the red zone on a drive that would end with a touchdown and a 17-0 lead for USA ... Caught a pass for a gain of 11 yards at Tennessee.

As A Sophomore (2020 Covid season): An honorable mention all-Sun Belt Conference selection ... Made starts on six occasions while appearing in 10 of South's 11 contests ... Caught nine passes for 81 yards and a score ... Had two receptions for a season-high 39 yards at Georgia Southern including a career-long 36 yards gain ... His other catch in the contest resulted in a three-yard touchdown with less than three minutes to go in the second quarter led to a 10-10 tie at the break ... Also recorded a pair of receptions in a win over Texas State in the Jaguars' Sun Belt opener as well as against Georgia State ... Made a 15-yard catch in home opener versus Tulane ... Posted a five-yard reception in season-opening victory at Southern Mississippi and also had a catch at No. 25 Louisiana.

As A Freshman (2019): Played in all 12 games, starting the final three outings of the season ... Finished with six catches for 65 yards, both the highest totals among South's tight ends ... Hauled in three passes for 51 yards – both career-best totals, with the former tying for the team lead in the contest – highlighted by a 27-yard reception at Georgia State ... Caught a pair of balls in season-ending defeat of Arkansas State ... Recorded first career reception at the collegiate level in win over Jackson State in the Jaguars' home opener ... A member of the Sun Belt Conference Academic Honor Roll.

High School Highlights: A two-star recruit according to Rivals.com and 247Sports.com ... Saw action as a defensive lineman, offensive lineman and tight end while lettering three times at Auburn High ... A first-team all-area selection after posting 58 solo tackles with 14 tackles for loss including 11 sacks his senior season, forced one fumble and recovering another ... Efforts helped AHS finish the year 10-2 after winning its first-round state 7A playoff game as the Tigers allowed only 10.9 points per game while recording four shutouts ... Primarily played tackle as a junior, grading out at 85 percent while being credited with 30 knockdown blocks when AHS advanced to the second round of the state playoffs on the way to a 10-2 finish ... Was a member of the Tigers' defensive line his first year on the varsity, helping the program win its first-round state playoff match-up to end the season with an 8-4 mark ... Was the state 7A champion in the javelin his junior year after recording a mark of 185-7, winning the title a second time as a senior after posting a throw of 189-6.

Personal: Full name is Brandon David Crum ... Born July 12, 2000, in Auburn, Ala ... Son of David and Katy Crum ... Father, David, played quarterback in the Alabama-Mississippi All-Star Classic in 1987 after concluding his prep career with the Tigers ... Also offered a scholarship by Middle Tennessee ... A business administration major.

35**NICK
CURTIS****LINEBACKER****6-5 | 215 | R-Junior | SQ
Birmingham, Ala. (Auburn/Kent State/Hoover HS)****As A Redshirt Sophomore (2022):** Saw action in one game as a reserve.**Auburn Highlights (2020-21):** Reserve defensive lineman who saw action in two games in 2021 ... Sat out the 2020 season as a transfer.**Kent State Highlights (2019):** Spent the 2019 season at Kent State, appearing in one game vs. Wisconsin while redshirting ... Signed with Kent State over scholarship offers from UAB, FAU, Troy, Southern Miss and Tulane, among others.**High School Highlights:** Led the team in tackles as a senior for Coach Josh Niblett at perennial nationally ranked top-25 program Hoover High ... Bucs went 9-4 his senior season and made the second round of the Alabama state playoffs... 247 sports ranked him a three-star prospect... Also a track and basketball letterman**Personal:** Son of Sonja Curtis and Darryl Davis ... Father played football at Troy ... Has three siblings, Josh, Carlos and Gabby ... Majoring in business.**16****CHRISTOPHER
DAVIS, JR.****RECEIVER****6-0 | 154 | Sophomore | SQ
Watson, La. (Live Oak HS)****As A Freshman (2022):** Did not see any action.**High School Highlights:** Considered a three-star recruit and among the top 55 players in the state by 247Sports.com ... Part of a Live Oak High team that qualified for the state 5A playoffs each of his last two seasons at the prep level ... Earned first-team all-parish and all-district honors as a senior after catching 28 passes for 415 yards and five touchdowns ... Credited with 14 total tackles and intercepted a pass while contributing on defense for the Eagles as well ... Was a first-team all-parish and all-district selection as a wide receiver his junior year, also earning second-team all-district honors as a defensive back ... Recorded 25 receptions for 364 yards and three scores ... On defense, made 15 stops, picked off a pass, forced one fumble and recovered another that fall.**28****TRAVIS
DROSOS****LONG SNAPPER****6-0 | 222 | Junior | 2L
Gilbert, Ariz. (Colorado/Perry HS)****As A Third-Year Sophomore (2022):** Was the Jaguars' long snapper on all punts, field goal, and extra-point attempts in all 13 games ... Recorded a tackle on the road at Arkansas State.**As A Second-Year Freshman (2021):** Was the Jaguars' long snapper on all punts, field-goal and extra-point attempts in each of the team's 12 contests ... Recorded four tackles covering punts, with two of those solo ... Made a stop in season-opening defeat of Southern Mississippi ... Was also credited with an unassisted tackle at ULM ... Finished with assists in win over Arkansas State and at Texas State.**Colorado Highlights (2020 Covid season):** Handled long-snapping duties on punts and field-goal/extra-point attempts in three games for Colorado during the 2020 season.**High School Highlights:** Received 4½ stars from Kohl's Football Kicking and Punting Camps coming out of Perry High ... Prior to shifting to long snapper played safety and linebacker for the Pumas ... A member of the PHS wrestling squad as well ... Also competed in the javelin and the pole vault for the Puma track team.**Personal:** Full name is Travis James Drosos ... Born April 28, 2002, in Gilbert, Ariz. ... Son of Dean Drosos ... Enjoys fishing and lifting weights in his spare time ... Was also recruited in high school by Oklahoma State, Oregon State and San Jose State ... Major is undecided.**6****RICKY
FLETCHER****DEFENSIVE BACK****6-2 | 186 | Sophomore | 1L
Durant, Miss. (Holmes County Central HS)****As a Freshman (2022):** Played in all 13 games as a reserve defensive back, earning one start ... Recorded five total tackles, including three solo stops ... Recorded a season-high two tackles against Western Kentucky in the R+L Carriers New Orleans Bowl.**High School Highlights:** Played at Holmes County Central ... Played football and basketball ... Helped team to state championships (2021 and 2022) ... Helped lead team to three playoff appearances (2020, 2021, and 2022).**Personal:** Full name is Rickey Fletcher ... Son of Rickey and Laletrice Fletcher ... Has one sibling, Tarrarick ... Majoring in sports medicine.

73

DANIEL FOSTER-ALLEN

OFFENSIVE LINE

6-3 | 298 | R-Freshman | RS
Mobile, Ala. (Auburn/St. Paul's Episcopal School)

As a Freshman (2022): Did not see any action after transferring from Auburn.

Auburn Highlights (2020-21): Did not see any action during 2020 or 2021 at Auburn.

High School Highlights: Three-star recruit in the 2020 class ... Enrolled in spring semester classes at South Alabama and will participate in spring practice with the Jaguars ... Spent two seasons at Auburn, but did not see game action ... Prepped at St. Paul's Episcopal School in Mobile ... Explosive defender who recorded 53 tackles, seven tackles for loss, three sacks and 13 QB hurries as a senior, helping the Saints advance to the second round of the Class 6A playoffs ... Alabama-Mississippi All-Star Game participant ... Also a basketball letterman ... Ranked among the top 25 overall recruits in the state by ESPN, 247, Rivals and PrepStar.

Personal: Son of Dana and Lebaron Foster-Allen ... Has one sibling, Chris... Majoring in business.

0

KEITH GALLMON Jr.

DEFENSIVE BACK

5-9 | 202 | R-Senior | 4L
Mobile, Ala. (Mobile Christian)

As A Fifth-Year Senior (2022): Named Preseason All-Sun Belt ... Named to Wuerffel Award Watch List ... Injured in preseason, suffering season-ending injury ... Did not see any action.

As A Fourth-Year Junior (2021): Named second-team all-Sun Belt Conference ... Chosen second-team all-league by Phil Steele Publications and Pro Football Network as well ... Was a starter in all 12 outings, posting 59 stops – including 2½ behind the line of scrimmage – two pass break ups, an interception and a fumble recovery ... Finished second on the team in total tackles after leading the Jaguars in the category in four games, tied for most on the squad ... Posted a season-best nine tackles – highlighted by a career-high 2½ for loss – to share the team lead in the category at Texas State ... Tied for team-high honors with eight stops and broke up one pass in season finale against Coastal Carolina ... Led all players with seven tackles at Tennessee and in a season-opening victory over Southern Mississippi ... Had seven stops and returned a recovered fumble 26 yards at ULM ... Credited with six solo stops – all solo – and one pass defended at eventual SBC East Division champion Appalachian State while making six tackles in a win over Georgia Southern.

As A Junior (2020 Covid season): A third-team all-Sun Belt Conference selection, earning first-team All-America and all-league honors from Pro Football Focus and fourth-team accolades from Phil Steele Publications ... Started all 11 games, recording a career-high 84 tackles and 10 passes broken up ... Added an interception and a fumble recovery as well ... The only player in the Sun Belt to rank in the top 10 in both tackles and passes defended per game, ending up sixth in the former category and eighth in the latter ... Had 10 or more tackles on three occasions while leading South in stops three times during the year ... Finished with career-best 12 tackles in win at Southern Mississippi to open the season ... Recorded a game-best 11 stops and broke up a pass in victory at Arkansas State ... Posted 10 tackles and a pass defended at No. 15 Coastal Carolina ... Led all players with nine stops at Georgia Southern, also intercepting a pass and forcing a fumble in the contest ... Had eight tackles against UAB ... Broke up a career-high-tying three passes and made seven stops at 25th-ranked Louisiana ... Also had three pass break ups in victory over Texas State ... Posted a team-high-tying seven tackles, with one

for loss, and a pass defended in ULM win ... Had seven stops against Georgia State and six with one pass break up against Tulane as well.

As A Sophomore (2019): Earned the start in each of South's 12 games ... Posted 59 total stops – highlighted by 43 unassisted – with two behind the line of scrimmage, adding four passes broken up, an interception, a forced fumble and a fumble recovery ... Recorded a career-best 10 tackles, leading all players in the category, as well as a pass defended against 21st-ranked Appalachian State ... Credited with nine solo stops at UAB, one week after finishing with a game-high eight total tackles and an interception against Memphis ... Five of his six tackles at Georgia State in the team's final road game of the year were unassisted ... Totaled five stops against both Troy in the annual "Battle For The Belt" and Louisiana, also breaking up a pass in the match-up with the Trojans ... Had four tackles, a fumble recovery and a pass defended in season opener at No. 24 Nebraska ... Posted four stops with one for loss, forced a fumble and broke up a pass against Georgia Southern, and was also credited with four tackles at Texas State.

As A Freshman (2018): One of two true freshman on the roster who was not redshirted after seeing action in 11 of 12 outings his first year at the collegiate level ... Was credited with first career tackle at Georgia Southern, adding an assisted stop at Sun Belt Conference West Division champion Louisiana in the next-to-last game of the season ... A member of the Sun Belt Conference Academic Honor Roll.

High School Highlights: Earned three stars from Rivals.com and 247Sports.com ... Rated among the top 70 recruits in Alabama by the latter organization as well ... As a senior was credited with 78 tackles – including six behind the line – and five interceptions while helping MCS go 9-4 overall after making it to the quarterfinals of the state 3A playoffs ... Chosen first-team all-state by the Alabama Sports Writers Association and was an AL.com second-team all-region selection his final year ... Was a second-team all-state selection by the ASWA as a junior when he was part of a Leopard squad that reached the 3A state championship game and ended the season with a 13-2 mark ... Earned first-team all-state honors his sophomore year as MCS went 10-2 after reaching the second round of the state 2A playoffs ... Lettered in basketball and track for the Leopards also.

Personal: Full name is Darrell Keith Gallmon ... Born Dec. 31, 1999, in Tallahassee, Fla. ... Son of Keith and D'Yvonne Gallmon ... Is the youngest of four boys ... In his free time likes to play video games and fish ... Received scholarship offers from Wake Forest, Purdue, Central Florida, Navy, Air Force, Tulane, Southern Mississippi, Arkansas State, Louisiana, Alabama-Birmingham, Middle Tennessee, Western Kentucky, Bowling Green, Central Michigan and Massachusetts, and had an opportunity to walk-on at Stanford as well ... Majoring in management.

19**DALLAS
GAMBLE****DEFENSIVE BACK****6-0 | 196 | R-Junior | RS
Booneville, Miss. (Booneville HS)**

As A Fourth-Year Sophomore (2022): Saw action in two games after returning from injury ... Saw action on special teams against Georgia Southern and Southern Miss.

As A Third-Year Freshman (2021): Saw action in each of the Jaguars' first 11 contests, making the first start of his career at Tennessee ... Was credited with seven tackles, with five of those solo ... Posted a career-high three stops – all unassisted – against the Volunteers before departing the game with a season-ending injury ... Had solo tackles in match-ups with eventual Sun Belt Conference West Division winner Louisiana and at Troy in the annual "Battle For The Belt" as well ... Recorded assists in victories over Bowling Green and Georgia Southern.

As A Redshirt Freshman (2020 Covid season): Made his collegiate debut in the Jaguars' win over ULM, his only appearance of the season.

As A Freshman (2019): Was a redshirt his first season at the collegiate level.

High School Highlights: Received two stars from Rivals.com and 247Sports.com, with the latter organization ranking him among the top 65 recruits in the state ... A first-team all-state selection who was invited to participate in the 2018 Bernard Blackwell North/South All-Star Game following his four-year prep career at Booneville High ... Credited with 76 tackles, four stops for loss, two interceptions and two fumble recoveries as a senior, helping BHS go 11-1 after advancing to the second round of the state 3A playoffs ... Also rushed for 1,313 yards and 15 touchdowns – averaging over eight yards per carry – while adding 14 receptions for 294 yards and four scores on offense ... Made six or more stops in 10 of 12 contests ... Had six games with 100 or more yards rushing, and scored multiple touchdowns on five occasions ... Primarily played quarterback for the Blue Devils as a junior, throwing for 747 yards and seven scores to go along with 1,242 yards and 17 touchdowns on the ground ... Efforts helped BHS qualify for the state playoffs ... As a sophomore, made 49 stops, intercepted a pass and forced a fumble to help the Blue Devils go 7-4 after qualifying for postseason play ... Recorded 65 tackles – with three behind the line of scrimmage – to go along with an interception, a forced fumble and a fumble as BHS won its first-round playoff game and finished 8-4 ... Added 1,075 yards and 13 touchdowns rushing his first season with the varsity ... Earned four letters in basketball and three in track for the Blue Devils as well.

Personal: Full name is Dallas Marquise Gamble ... Born Feb. 19, 2001, in Tupelo, Miss. ... Son of Anthony Gamble and Princess Williams ... Is the youngest of seven children ... Also offered scholarships by Southern Mississippi, Louisiana Tech and ULM ... Is a sport management and recreation studies major.

74**REID
GAVIN****OFFENSIVE LINE****6-4 | 331 | Sophomore | 1L
Ellisville, Miss. (South Jones HS)**

As a Freshman (2022): Saw action in nine games ... Used primarily on special teams on field goals and extra points.

High School Highlights: Considered among the top 40 recruits in the state while receiving three stars from 247Sports.com ... Rated as a two-star prospect by Rivals.com also ... Selected to play in the Alabama-Mississippi All-Star Game after concluding his prep career at South Jones High ... A four-year letterwinner in football, basketball and track for the Braves ... Earned first-team all-state honors from the Mississippi Association of Coaches as a senior.

Personal: Full name is Warren Reid Gavin ... Born Aug. 26, 2002, in Hattiesburg, Miss. ... Son of Greg and Carol Gavin ... Is the youngest of three children ... Likes to fish and hunt in his free time ... Had scholarship offers from Southern Mississippi, Western Kentucky and ULM as well, and was recruited by Kentucky ... Major is undecided.

36**DIEGO
GUAJARDO****KICKER****6-0 | 185 | Senior | 4L
Spanish Fort, Ala. (Daphne HS)**

As A Fourth-Year Junior (2022): Named all-conference by Phil Steele ... Lou Groza semifinalist was perfect on the year in field goals through the first nine games of the season before missing his only kick of the year against Texas State ... Ranked nationally in four different categories including sixth in field goal percentage ... Also ranked 29th in field goals per game and was in the top 50 in scoring and total points scored and had six games of two or more field goals, including five in conference play ... Finished the year 18-for-19 in field goals, including 5-for-5 from 40-49 yards and connected on 46-of-48 extra point attempts.

As A Third-Year Sophomore (2021): Handled all placekicking duties for the Jaguars throughout the season ... Led the Jaguars in scoring with 69 points, making 12-of-17 field goals and 33-of-35 extra-point attempts ... Recorded 23 touchbacks on 59 kickoffs as well ... Finished the year fifth in the Sun Belt Conference and among the top 75 in the country in field goals per game, also standing sixth in the league in field-goal percentage and tying for eighth in points per outing (5.75) ... Voted the Sun Belt Special Teams Player of the Week on Sept. 13 after converting all three field-goal tries including the game winner from 44 yards out as time expired to lift to Jaguars to a three-point victory at Bowling Green ... Connected on 2-of-3 field goals and made all five PAT attempts to score a season-best 11 points in win over Georgia Southern ... Was good on both tries in season-ending match-up with Coastal Carolina ... Made a 48-yard field goal – his longest of the year – on his only attempt in victory over Southern Mississippi to begin the campaign ... Also converted lone attempts from 39 and 34 yards out, respectively, in defeat of Arkansas State and the annual "Battle For The Belt" at Troy.

As A Sophomore (2020 Covid season): Was a third-team all-Sun Belt Conference selection after handling all kicking duties for the Jaguars in each of their 11 contests ... Earned second-team all-league honors from Pro Football Focus and third-team accolades from Phil Steele Publications as well after connecting on 13-of-17 field goal attempts and 24-of-25 extra-point tries to lead the team in scoring with 63 points ... Ranked third in the Sun Belt and among the top 45 nationally in field goals per game ... Tied for second in the league in total

field goals ... Was the only player in the Sun Belt to make two 50-plus yard field goals during the season ... Converted eight straight field goals from Oct. 17-Nov. 14, tying the third longest streak in school history ... Was selected the Lou Groza Award Star of the Week after connecting on a career-high three field goals and scoring a career-best 12 points in win over Texas State ... Converted multiple field goals in season-opening victory at Southern Mississippi ... Accounted for all of South's points at No. 15 Coastal Carolina after making both his field-goal attempts ... Hit school-record 54-yard field goal – the longest in the conference on the year – on his only attempt at Georgia Southern ... Lone try in ULM victory was good from 50 yards.

As A Freshman (2019): Saw action in all 12 games as the team's kickoff specialist, taking over field goal and PAT duties the final two weeks of the season ... Averaged 59 yards on 67 kickoffs with 13 touchbacks ... Converted his only field-goal attempt from 34 yards out at Georgia State ... Had season-best average of 65 yards on kickoffs at Troy in the annual "Battle For The Belt" ... Two of his three kickoffs at ULM in South's Sun Belt Conference opener resulted in touchbacks as he averaged 63.7 yards per effort ... Averaged 63 yards per kickoff in season debut at No. 24 Nebraska ... Recorded an average of 61 yards per kickoff against both Memphis and Georgia Southern, putting two of four kicks into the end zone against the latter ... Also averaged 60 yards or better on kickoffs at Texas State and in match-up with 21st-ranked Appalachian State ... Posted season-high three touchbacks in home-opening victory over Jackson State ... Was on the Sun Belt Conference Academic Honor Roll.

High School Highlights: Received two stars from 247Sports.com, with the organization ranking him among the top 30 placekickers in the country ... Also considered among the top 40 kickers nationally by Kohl's Kicking ... Earned second-team all-state honors as a punter his senior year from the Alabama Sports Writers Association and was named first-team all-region by AL.com as well ... Connected on 16-of-19 field goals attempts with his longest make coming from 50 yards out ... Also converted 30-of-31 extra-point tries ... Punted 48 times for an average of 45.6 yards per kick ... Was part of a Trojan team that qualified for the state 6A playoffs.

Personal: Full name is Diego Guajardo ... Born Feb. 3, 2000, in Monterrey, Mexico ... Son of Javier and Lucia Guajardo ... Also was recruited by Louisville, Arkansas State and ULM ... A business administration major.

12

JAMALL HICKBOTTOM

DEFENSIVE LINE

6-2 | 305 | Senior | 3L
Mobile, Ala. (Williamson HS)

As A Fifth-Year Junior (2022): Played in 10 games as a back-up defensive lineman ... Recorded nine total tackles ... Had a season-high two tackles in a game three different times - Louisiana Tech, ULM, and Southern Miss.

As A Fourth-Year Sophomore (2021): Played in all 12 games, making the first start of his career at Appalachian State in November ... Posted 20 tackles, highlighted by finishing with multiple stops in each of South's last four contests ... Recorded 3½ stops behind the line of scrimmage, with 2½ of those credited as sacks ... First was credited with a career-high four tackles – which included a sack – in victory over Georgia Southern ... Matched that total at Tennessee, and also made four stops including an assist behind the line in final outing of the year against Coastal Carolina ... Finished with a pair of tackles, highlighted by a sack, and also forced a first-quarter fumble in match-up with eventual Sun Belt Conference East Division champion Appalachian State ... Had two stops in the annual "Battle For The Belt" at Troy as well ... Credited with solo tackles each of the Jags' first two league games against West Division winner Louisiana and Texas State ... Posted assists for loss in victories over Southern Mississippi and Alcorn State as well.

As A Sophomore (2020 Covid season): Saw action in nine contests overall, including each of the last eight outings of the year ... Credited with four total stops, including two unassisted

... Made career-high two tackles at No. 25 Louisiana ... Finished with solo stop against Georgia State while posting an assist in victory over Texas State in South's Sun Belt Conference opener.

As A Redshirt Freshman (2019): Injured in preseason practice and did not appear in a game.

As A Freshman (2018): Was a redshirt his first season with the program.

High School Highlights: Received three stars from 247Sports.com and two from Rivals.com ... Considered among the top 60 recruits in the state and top 70 inside linebackers nationally by the former organization as well ... Earned four letters, starting all four years, at Williamson High ... Recorded 138 tackles – with 10 behind the line of scrimmage highlighted by five sacks – and three interceptions his senior season, helping the Lion defense give up only 113 points in 11 games ... Efforts helped WHS finish 7-4 after qualifying for the state 5A playoffs as he was chosen first-team all-state by the Alabama Sports Writers Association and first-team all-region by AL.com ... Also was an honorable-mention AL.com super all-state selection ... Named second-team all-state by the ASWA and was a second-team all-Coastal Alabama choice by AL.com as well as a junior after posting 105 tackles – including six for loss – and intercepting two passes ... Also earned an 85 percent mark as an offensive guard that year ... Was credited with 70 total stops, with four behind the line and 10 sacks while also starting at guard in helping the Lions make the state playoffs his sophomore season ... Also lettered in basketball, track and golf at the school.

Personal: Full name is Jamall Terrance Hickbottom ... Born Feb. 3, 2000, in Mobile, Ala. ... Son of Jeffrey and Paulette Hickbottom ... Is the fourth of 10 children ... In his free time likes to watch Netflix ... Also offered scholarships by Troy, Arkansas State, Louisiana and Western Kentucky ...

95

BROCK HIGDON

DEFENSIVE LINE

6-7 | 263 | Junior | 3L
Pelham, Ala. (Pelham HS)

As A Fourth-Year Sophomore (2022): Saw action in 13 games ... Recorded 18 total tackles, including 11 solo stops ... Recorded a season-high four tackles against Southern Miss ... Recorded four sacks ... All four sacks came in different games - ULM, Texas State, Southern Miss, and Old Dominion ... Forced one fumble against Nicholls ... Recorded a pair of quarterback hurries ... Also recorded one pass breakup.

As A Third-Year Freshman (2021): Saw action in all 12 games, starting on four occasions ... Recorded 22 stops, including 1½ behind the line of scrimmage, forced two fumbles and was credited with three quarterback hurries, tied for most on the team ... Finished with a career-best four tackles – highlighted by an assist for loss, at Troy in the annual "Battle For The Belt" ... Posted three stops the following week against Sun Belt Conference East Division winner Appalachian State ... Had three tackles including an assist behind the line in back-to-back weeks in win over Georgia Southern and visit to ULM ... Also forced a fumble and had two quarterback hurries in the defeat of the Eagles ... Made two solo stops in victory over Alcorn State, adding multiple tackles in each of South's next two outings against eventual SBC West Division champion Louisiana and Texas State ... Forced a fumble with his only tackle in season finale versus Coastal Carolina.

As A Redshirt Freshman (2020 Covid season): Played in each of the Jaguars' last nine contests, primarily as a pass rush specialist.

As A Freshman (2019): Made two appearances while redshirting his first year with the program ... Made his collegiate debut in win over Jackson State ... Also saw action at Georgia State in the final road contest of the season.

High School Highlights: Rated a three-star prospect by 247 Sports, receiving two stars from Rivals.com as well ... Among the top 80 prospects in Alabama according to 247Sports.com ...

Lettered all four years, starting the final three, at Pelham High ... Was an honorable mention all-state selection as a junior ... Earned all-county honors each of his last three years ... Voted team captain his final season ... Credited with 54 tackles his senior year, with that total including 13 stops behind the line of scrimmage highlighted by eight sacks ... Also forced three fumbles and accounted for 15 quarterback pressures ... Helped the Panthers to a 7-4 finish after qualifying for the state 6A playoffs ... Also helped lead PHS to a berth in the state playoffs when he was a junior ... Lettered in track as well for the Panthers.

Personal: Full name is Brock Matthew Higdon ... Born March 2, 2001, in Pelham, Ala. ... Son of Matthew and Amy Higdon ... Likes to play the guitar and golf in his free time ... Was originally committed to Western Kentucky, and had scholarship offers from Army, Navy, UAB and Florida Atlantic as well ... A exercise science major.

27

JACOB HOPPER

TIGHT END

6-6 | 248 | Junior | 3L
Boaz, Ala. (Sardis HS)

As A Third-Year Sophomore (2022): Saw action in 11 games ... Hauled in a pair of passes for 21 yards ... Averaged 10.5 yards per reception ... Caught one pass each against Nicholls and Louisiana Tech ... Missed two games.

As A Second-Year Freshman (2021): Saw action in every contest, with his first career start coming at Troy in the annual "Battle For The Belt" ... Caught five passes for 64 yards and a score, also contributing on special teams as part of the field goal/PAT unit ... Recorded a career-best 42 yards on two receptions at eventual Sun Belt Conference East Division champion Appalachian State, highlighted by a 27-yard touchdown catch that cut South's deficit in half less than four minutes before the half ... Also posted a pair of receptions for 22 yards in defeat of Georgia Southern.

As A Freshman (2020 Covid season): Appeared in 10 of the Jags' 11 games his first season at the collegiate level, primarily blocking on the field goal/PAT unit ... Recorded his only reception of the season for a gain of eight yards in the annual "Battle For The Belt" against Troy in the final contest of the year ... On the Sun Belt Conference Commissioner's List.

High School Highlights: Considered a three-star recruit by 247Sports.com and received two stars from Rivals.com as well ... A four-year letterwinner at Sardis High ... Helped the Lions qualify for the state 5A playoffs and was a second-team all-state selection his senior year after catching 46 passes for 558 yards and eight touchdowns ... Recorded 31 catches for 378 yards and four scores to earn all-region and all-county honors as a junior ... Was voted a team captain and chosen as the program's outstanding receiver/defensive end ... Also picked up Sand Mountain Toyota Player-of-the-Week honors during the season ... An all-county selection his sophomore year after helping SHS earn a postseason berth on the way to an 8-4 finish ... Lettered in basketball four times for the Lions as well, receiving all-area and all-county honors.

Personal: Full name is Jacob Shane Hopper ... Born Oct. 12, 2001, in Boaz, Ala. ... Son of Jody and Tabatha Hopper ... Was also recruited by Arkansas, Arkansas State, Southern Mississippi, Florida Atlantic and Charlotte ... Is majoring in history.

39

DALTON HUGHES

LINEBACKER

6-2 | 226 | Sophomore | 1L
Tupelo, Miss. (Tupelo HS)

As A Freshman (2022): Saw action in 10 games, used primarily on special teams ... Missed three games ... Recorded a pair of tackles on the season ... Recorded first career tackle against Louisiana ... Also recorded a tackle against Western Kentucky in the R+L Carriers New Orleans Bowl.

High School Highlights: A three-star 247Sports.com prospect, ranking among the organization's top 35 recruits in Mississippi ... Also earned two stars from Rivals.com ... A three-year letterwinner at Tupelo High, helping the Golden Wave to a 21-12 record while earning a berth in the state playoffs each season during that stretch ... Made 21 tackles in the first two games of his senior year before suffering a season-ending foot injury ... Credited with 56 stops including 5½ sacks as a junior when THS reached the state 6A playoffs on the way to a 7-5 finish ... Also returned his only interception for a touchdown ... Recorded a season-best nine tackles in win over DeSoto Central HS ... Had eight stops with one behind the line the previous week in defeat of Lewisburg High ... Also posted eight tackles – highlighted by a pair of sacks – in victory over Neshoba Central HS ... Finished with seven stops, all unassisted, in three-point win over Corinth High.

Personal: Full name is William Dalton Hughes ... Born March 11, 2003, in Tupelo, Miss. ... Son of Corey and Alisha Hughes ... Enjoys hunting, fishing and sports in his free time ... Offered scholarship by Arkansas State as well ... Was also recruited by Mississippi, Mississippi State, Virginia, Memphis, Navy, Coastal Carolina, Louisiana, Texas State, Louisiana Tech, Middle Tennessee and Rice ... A business administration major.

3

RICKEY HYATT, JR.

DEFENSIVE BACK

6-1 | 192 | R-Junior | 1L
Westerville, Ohio (Kentucky/Westerville Central HS)

As A Redshirt Sophomore (2022): Saw action in 12 games, with one start ... Missed one game due to injury ... Recorded 10 total tackles, including seven solo stops ... Recorded a pair of tackles in four different games including against Louisiana Tech (9/24), Arkansas State (10/29), Georgia Southern (11/5), and Texas State (11/12) ... Recorded a pass breakup against Arkansas State (10/29).

Kentucky Highlights (2020-21): In 2021, totaled one tackle in two games of action as a redshirt freshman for the Wildcats ... Lone tackle came against New Mexico State ... Named to SEC fall sports honor roll. Redshirted in 2020 ... Named to the SEC Academic Honor Roll.

High School Highlights: One of the nation's top 40 safeties by ESPN and Rivals.com ... Rated as high as the No. 18 prospect in the state of Ohio by 247sports ... Third-team all-state as a senior by the Ohio Sportswriters Association ... Helped lead the Central Warhawks to a 7-4 record and the first-round of the state playoffs ... Made 28 tackles with an interception; also showed his versatility by rushing for 736 yards and nine touchdowns while also catching two TDs ... Known as a competitor with a high football IQ ... Totaled 94 tackles, three interceptions and caused four fumbles in his junior season ... Coached by Brent Morrison ... Recruiting finalists included Ohio State, Michigan State, Cincinnati and North Carolina; offer sheet featured Notre Dame and Penn State among many others ... Was a three-star recruit in the 2020 class out of Westerville

(Ohio) Central High School ...Rated the No. 47 safety in the country and No. 20 overall player in the state of Ohio ...Totaled 94 tackles and three interceptions for Westerville Central, the same high school that produced former Kentucky running back and current Pittsburgh Steeler Benny Snell Jr. ... Chose Kentucky over offers from Cincinnati, Georgia Tech, Michigan State, North Carolina, Notre Dame, Ohio State, Purdue, Penn State and West Virginia, among others.

25

KHALIL JACOBS

LINEBACKER

6-2 | 218 | Sophomore | 1L
Niceville, Fla. (Niceville HS)

As A Freshman (2022): Saw action in 11 games, used mostly on special teams ... Recorded four total tackles, including a pair of solo stops ... Recorded a season-high two tackles against Old Dominion (11/26) ... Recorded one quarterback hurry, against Nicholls (9/3).

High School Highlights: Received three stars from 247Sports.com ... Posted 60 tackles, highlighted by 17 for loss including seven sacks, his senior year ... Was also credited with seven passes defensed, four forced fumbles and a pair of fumble recoveries while helping the Eagles finish 10-2 after advancing to the second round of the state 7A playoffs ... Recorded a season-high 10 stops with two behind the line of scrimmage in win over Navarre High ... Had eight tackles highlighted by two for loss the previous week in a defeat of Edison HS ... Also posted eight stops with two behind the line in win over Choctawhatchee HS ... Finished with six tackles – four of which were for loss, including three sacks – in victory over Godby High while making three stops behind the line of scrimmage among his five total tackles in a win over Tate HS ... Joined the team in the middle of his junior season, going on to contribute 30 stops – including five behind the line – and an interception he returned 25 yards for a touchdown as NHS advanced to the semifinals of the state playoffs en route to an 11-1 finish ... Posted a season-best six tackles in victories over Milton HS and Crestview High, recording a sack in both contests ... Finished with five stops including a tackle for loss in state playoff semifinal match-up with Edgewater HS ... Was recruited by Georgia Tech and UAB as well ... Totaled 60 tackles, 17 tackles for loss and seven sacks in 2021 for Niceville, which went 10-2 and reached the second round of the Class 7A playoffs.

69

KENTON JERIDO

OFFENSIVE LINE

6-2 | 331 | Sophomore | 1Q
Tuscaloosa, Ala. (Northridge HS)

As A Freshman (2022): Did not see any action.

High School Highlights: A three-star prospect according to both 247Sports.com and ESPN.com, earning two stars from Rivals.com ... Considered among the top 55 recruits in Alabama by ESPN.com and among the top 75 by Rivals.com ... Chosen to participate in the Alabama-Mississippi All-Star Game at the end of his senior year ... Helped Alabama gain 296 yards and average nearly five yards per snap in picking up a 20-0 win in the event ... A four-year letterwinner at Northridge High ... Helped lead NHS to a 7-4 overall mark and a berth in the state 6A playoffs his final season at the prep level ... Earned a 91 percent grade and did not allow a sack as a junior while helping the Jaguars go 7-4 after advancing to the state 6A playoffs ... Was also offered a scholarship by Troy, Louisiana, Georgia State, Southern Miss, Marshall, Western Kentucky, Middle Tennessee, Army and Navy ... Pronounced jeh-REED-oh.

90

CARLOS JOHNSON, JR.

OFFENSIVE LINE

6-0 | 282 | R-Junior | 2L
Mobile, Ala. (Spanish Fort HS)

As A Third-Year Sophomore (2022): Played in nine games ... Recorded three tackles, including a pair of solo stops ... Recorded on tackle each against Nicholls (9/3), Louisiana Tech (9/10), and Arkansas State (10/29) ... Recorded one pass breakup against Southern Miss (11/19) ... Recovered one sack on the season against Louisiana Tech (9/10) ... Recorded a tackle for loss against Louisiana Tech (9/10) and Arkansas State (10/29) ... Finished with one quarterback hurry, against Southern Miss (11/19).

As A Second-Year Freshman (2021): Played nine games, all off the bench ... Recorded a total of 10 tackles including a pair of sacks for a loss of 12 yards ... Credited with a career-best three stops at ULM ... Posted two solo tackles – including a sack – in victory over Southern Mississippi to open the season ... Had a pair of assists at Texas State ... Only stop at Tennessee was a sack for a nine-yard loss ... Finished with an assist in wins over both Georgia State and Arkansas State.

As A Freshman (2020 Covid season): Did not see action his first year as a Jaguar.

High School Highlights: Earned three stars from 247Sports.com as well as two from Rivals.com ... Selected to play in the Alabama-Mississippi All-Star Game following the conclusion of his prep career ... A four-year letterwinner at Spanish Fort High, where he helped the team to a 41-12 record and a berth in the state 6A playoffs each year ... As a senior was named second-team all-state and all-region ... Helped the Toros advance to the championship game of the state playoffs on the way to a 9-5 finish ... Recorded 85 tackles, 13 tackles for loss, eight sacks and 15 quarterback hurries and a forced fumble when he was a junior as SFHS won two postseason contests on the way to an 11-2 finish ... Ended up with a season-high 10 stops in wins over Moss Point HS and Baldwin County HS, with three behind the line in the first of those victories ... Had nine tackles in defeat of Saraland High as well as eight with two for loss in a victory over Blount HS ... Also finished with eight stops in defeat of Daphne High ... Recorded three tackles for loss in win over Gulf Shore HS and had two in victory over St. Paul's Episcopal School ... Credited with 34 stops in eight appearances his sophomore year as the Toros went 11-2 and reached the quarterfinals of the state playoffs ... Had 10 tackles – his highest total of the season – in a win over LeFlore High ... Posted 88 tackles – which included 12 behind the line including 8½ sacks – his first season on the varsity to help the school go 10-3 after reaching the quarterfinals of the state playoffs ... Finished with career highs of 17 stops and nine for loss in defeat of LeFlore HS ... Recorded 11 tackles – all unassisted – in shutout victory over Williamson High.

Personal: Full name is Carlos Demetrius Johnson ... Born Feb. 23, 2002, in Mobile, Ala. ... Son of Latrina Herring ... Had a scholarship offer from Troy as well and was also recruited by Tulane ... Is majoring in sport management and recreation studies.

1

JALEN JORDAN

DEFENSIVE BACK

5-9 | 176 | Senior | 1L
Lake Cormorant, Miss. (Ole Miss/ Lake Cormorant HS)

As A Junior (2022): Appeared in 13 games, starting 12 of those ... Recorded 58 total tackles, including 37 solo stops ... Recorded one tackle for loss against Western Kentucky (12/21) in the R+L Carriers New Orleans Bowl ... Recorded one quarterback hurry against Arkansas State (10/29) ... Recorded a season-high 10 tackles against Georgia Southern (11/5) ... Finished with seven tackles against UCLA (9/17) and six against Troy (10/20) ... Also recorded four or more tackles in seven other games.

Ole Miss Highlights (2019-21): Appeared in 13 games and recorded 10 tackles in 2021 ... Played in nine games with six starts at the Star position as a sophomore in 2020, finishing with 53 tackles including 31 solo stops ... Appeared in 10 games as a freshman in 2019, primarily on special teams.

High School Highlights: Consensus 3-star prospect by Rivals, 247Sports and ESPN ... Played in Mississippi/Alabama All-Star Game ... Named First-Team All-State in 2017 and 2018 ... Named Region 1 Class 5A Defensive Player of the Month (Nov. 2018) ... Totaled over 100 tackles in his freshman, junior and senior seasons at Lake Cormorant ... Notched 105 tackles and two TFL as a freshman, adding three interceptions and 11 pass deflections (2015) ... Racked up 141 total tackles, 10 TFL and five sacks, four interceptions, eight pass deflections and four forced fumbles as a junior (2017) ... Racked up 125 tackles, 2.0 TFL as a senior, adding seven interceptions, four pass deflections and four forced fumbles (2018) ... Excellent athlete, won power lifting national title in 2018 with 555-pound dead lift in 163-pound weight class.

Personal: Son of Clifton and Leotasha Jordan ... Full name is Jalen Jacques Jordan ... Born June 9, 2001 ... Athletic Director's Honor Roll in spring 2019 and spring 2020 ... Sport and recreation administration major.

86

TODD JUSTICE

TIGHT END

6-3 | 244 | R-Junior | 2L
Chelsea, Ala. (Chelsea HS)

As A Fourth-Year Sophomore (2022): Played in 11 games and used on special teams ... Finished the year with one reception for 15 yards, coming against Louisiana Tech (10/1) ... Ran the ball two times for 34 yards, both on fake punts ... Ran one time for 30 yards against Georgia Southern (11/5), and four yards against Southern Miss (11/19) ... Also returned two kicks, including one for 17 yards against ULM (10/15) and another against Texas State (11/12).

As A Third-Year Freshman (2021): Played in all 12 games on the Jaguars' punt unit, recording solo tackles in a win over Alcorn State as well as at eventual Sun Belt Conference East Division winner Appalachian State.

As A Redshirt Freshman (2020 Covid season): Did not see game action in the fall ... On the Sun Belt Conference Commissioner's List.

As A Freshman (2019): Was a redshirt his first year at South ... Named to the Sun Belt Conference Commissioner's List.

High School Highlights: Was a three-year letterwinner at Chelsea High ... Played primarily on the defensive line for the Hornets, helping the team go 8-3 while earning a berth in the state 6A playoffs his sophomore season.

Personal: Full name is Todd Lee Justice ... Born May 25, 2001, in Jacksonville, Fla. ... Son of Wes and Tammy Justice ... Enjoys working out, hiking and fishing in his spare time ... Would like to pursue a professional career in physical therapy ... Is an exercise science major.

22

TREY KISER

LINEBACKER

6-0 | 224 | Senior | 2L
Sulphur, Okla. (Northeastern Oklahoma A&M JC/Sulphur HS)

As A Fourth-Year Junior (2022): Saw action in 13 games, starting the last 10 ... Named honorable mention All-American by CFN as a special teams player after a year in which he finished 76 total tackles, second on the team ... Recorded 56 solo stops with 11 tackles for loss and a pair of sacks ... Also recorded a pass breakup, had a quarterback hurry, and recovered a fumble (on a kickoff against Central Michigan).

As A Third-Year Sophomore (2021): Received honorable mention all-Sun Belt Conference recognition for his special teams play from Pro Football Network ... Played on both defense and multiple special teams units in his first season at South ... Posted 35 total tackles – including one sack – and a pair of quarterback hurries ... Finished with a season-best six stops in victory over Georgia Southern ... Had five tackles at eventual Sun Belt Conference East Division champion Appalachian State ... Made four stops in defeat of Arkansas State ... Credited with four tackles in road games against both Tennessee and ULM, recording a sack for a loss of five yards in the match-up with the latter ... Ended up with three stops in win at Bowling Green as well as in contest at Texas State ... Had two unassisted tackles in win over Alcorn State and against SBC West Division winner Louisiana in the Jags' next game.

Junior College Highlights (2019): Was the program's only first-team all-Southwest Junior College Football Conference selection as a freshman after posting 55 total tackles including seven behind the line of scrimmage ... Recorded season-best 11 stops and broke up a pass against Kilgore (Texas) CC ... Credited with seven tackles – with a pair for loss – in match-ups with both Tyler (Texas) JC and New Mexico Military JC ... Also made seven stops including one behind the line in season-opening victory over Arkansas Baptist ... Finished with six tackles in win over Navarro (Texas) CC as well as against Georgia Military JC, posting two stops for loss against the latter ... Ended up with five stops in defeat of Blinn (Texas) CC.

High School Highlights: A member of the varsity for three years at Sulphur High, where he posted over 100 career tackles as well as more than 3,200 rushing yards ... Ran for 100-plus yards in 18 contests while scoring 47 touchdowns on the ground during that time ... Recorded 62 total stops with six tackles behind the line including five sacks as a senior to help the Bulldogs go 12-2 en route to the championship game of the state 3A playoffs ... Rushed for 1,576 yards and 24 touchdowns as well that fall ... Credited with 29 stops in eight contests, highlighted by three for loss, his junior season ... Added 1,243 yards and 17 scores while averaging 11.5 yards per carry as SHS reached the semifinals of the state playoffs on the way to a 12-3 final record ... Had 25 tackles in four games when he was a sophomore, also intercepting a pass he returned 58 yards for a touchdown ... Ran for 413 yards and six touchdowns as well to help the Bulldogs to a 9-3 overall mark and a first-round victory in the state playoffs ... Also lettered in wrestling and track at SHS.

Personal: Full name is Trey Colton Kiser ... Born Nov. 22, 2000, in Norman, Okla. ... Son of Janis Kiser ... Majoring in interdisciplinary studies.

4

CAULLIN
LACY

RECEIVER

5-9 | 185 | Junior | 2L
Mobile, Ala. (Faith Academy)

As A Third-Year Sophomore (2022): Saw action in 13 games, all starts ... Used as a receiver and primary punt returner ... Recorded 21 returns for 189 yards, averaging 9.00 yards per return and scored a touchdown ... As a receiver, he finished with a team-high 65 receptions for 816 yards, with six touchdowns ... Recorded a career-high and school record 12 receptions for 133 yards against ULM (10/15) ... Recorded seven receptions twice, against Troy (10/20) and WKU (12/21) in the R+L Carriers New Orleans Bowl ... Recorded six receptions against Nicholls (9/3) and Old Dominion (11/26) ... Recorded his return touchdown against Louisiana Tech (9/24).

As A Second-Year Freshman (2021): Saw action in 11 games, earning six starts including the first two games of the season against Southern Miss and Bowling Green ... Ended the season with 291 yards on 41 receptions ... Also recorded 26 yards on the ground on 10 carries ... Returned four kicks for 87 yards ... Had 10 games of two or more receptions, including a season-best eight receptions for 63 yards against Bowling Green ... Hauled in five receptions three times, including in the season opener against Southern Miss for 67 yards ... Also caught five passes against Louisiana for 19 yards and five passes for 39 yards against Arkansas State ... Best day on the ground came against Texas State with 23 yards on four carries.

As A Freshman (2020 Covid season): In his first year at the collegiate level appeared in all 11 of the Jaguars' contests, earning a start in the season finale against Troy in the annual "Battle For The Belt" ... Ended the season with 98 yards on 11 receptions ... Also recorded 20 carries for 112 yards, averaging over five-and-a-half yards per attempt, while running back six kickoffs for an additional 105 yards ... Ranked fifth on the team with 318 all-purpose yards ... Totaled a season-high 100 all-purpose yards in the match-up with the Trojans, which included a season- and team-best 38 yards on four rushes ... Had 53 yards the previous week in a victory at Arkansas State, gaining 26 yards on four carries to go along with a season-long 27-yard kickoff return ... Caught four passes for a season-high 32 yards at 15th-ranked Coastal Carolina ... Posted a season-long 28-yard catch in win over Texas State in USA's Sun Belt Conference opener ... Carried four times for 18 yards in home opener against Tulane, and had 11 yards on a pair of runs as well as a 12-yard kickoff return the previous week as the Jags defeated Southern Mississippi on the road in his collegiate debut ... Returned a kick 26 yards at No. 25 Louisiana.

High School Highlights: Earned three stars from 247Sports.com and two from Rivals.com ... Lettered four years in football, basketball and track at Faith Academy ... Helped FA to a 17-6 record and back-to-back berths in the state 5A playoffs his final two years at the prep level ... Carried 228 times for 1,842 yards and 23 touchdowns his senior season, including running for 100-plus yards on 10 occasions ... Added 13 receptions for 129 yards and another two scores as the Rams finished with an 11-1 mark following a first-round victory in the state playoffs ... Earned first-team all-state and all-region honors, and was chosen the region's Offensive Most Valuable Player ... Also was a finalist for the 5A Back of the Year and an honorable mention selection on AL.com's Super All-State Team ... Had career highs of 309 yards rushing and five touchdowns in defeat of Mobile Christian School ... Ran for 216 yards and two scores in season-opening victory over Bayside Academy ... Recorded 195 yards and a pair of touchdowns on just 10 carries in win over Vigor High ... Posted 180 yards rushing in win over Satsuma High and 163 yards in defeat of Lumberton HS, scoring twice in each contest ... Ran for 159 yards and three touchdowns in victory over Jackson High ... Had 147 yards rushing and a touchdown in first-round playoff win over Charles Henderson HS ... As a junior had 1,081 all-purpose yards and scored 21 touchdowns as FA went 6-5 after qualifying for postseason action ... That included rushing for 747 yards and 15 scores on only 85 attempts ... Posted 151 yards and a pair of touchdowns on just six attempts in season-opening victory over Bogue Chitto HS ... Carried 14 times for 137 yards and four scores in defeat of LeFlore HS ... Also scored twice in contests against Wilcox Central HS, Jackson High and Mount Olive HS.

Personal: Full name is Caullin Stefan Lacy ... Born Dec. 22, 2001, in Mobile, Ala. ... Son of Quincy and Shanta Lacy ... Is the middle of three boys ... Is a sport management and recreation studies major.

29

MARCO
LEE JR.

RUNNING BACK

5-11 | 235 | Senior | 1L
Columbus, Ga. (Virginia Tech/Hardaway HS)

As A Junior (2022): Saw action in 13 games, used as a back-up running back and on special teams ... Finished with 67 carries for 247 yards and four touchdowns ... Scored a pair of touchdowns against UCLA (9/17) and ULM (10/15) ... Ran the ball 15 times for a season-high 93 yards against ULM (10/15) ... Averaged 3.7 yards per carry.

Virginia Tech Highlights (2020-21): Played in two games in 2021 ... Recorded two carries for 12 yards vs. Maryland (12/29) ... Registered a 31-yard kickoff return vs. Middle Tennessee State (9/11) ... In 2021, played in two games, getting his first action as a Hokie at Louisville (10/31) ... Recorded three rushes for 16 yards vs. Clemson (12/5).

Coffeyville Community College (2018-19): Played running back for head coach Jeff Leiker at Coffeyville Community College in Coffeyville, Kan. ... Rushed for 820 yards and five touchdowns this season for the Red Ravens and rushed for 1,232 yards and nine TDs in his two-year Coffeyville career.

High School Highlights: Played for head coach Michael Woolridge at Hardaway High School in Columbus, Georgia ... Graduated in 2018 ... He was co-Player of the Year in Region 1-A as a senior, rushing for 1,570 yards and 16 touchdowns.

Personal: The son of Marco Lee and Tiffany Trotman ... Majoring in sociology.

55

DONTAE
LUCAS

OFFENSIVE LINE

6-4 | 317 | Senior | 1L
Overton, Fla. (Florida State/IMG Academy)

As A Junior (2022): Saw action in 11 games, with 10 of those being starts ... Instrumental in helping anchor an offensive line that produced the second 1,000-yard rusher in school history and a near 3,000-yard passer ... Helped the Jags average 423.8 yards per game of total offense per game and gave up just 1.83 sacks per game on the season.

Florida State Highlights (2018-21): Appeared in two games for the Seminoles in 2021 ... Played in eight games with seven starts at left guard in 2020 ... In 2019, appeared in 11 games with seven starts with five at right guard and two at left guard ... Named Second-Team Freshman All-America by The Athletic in 2019 ... The first Seminole true freshman to start a season opener on the offensive line since 2008, and one of 10 FBS true freshmen offensive linemen to start the season opener in 2019 ... Rated a consensus four-star prospect, and the No. 3 guard in the country by Rivals.com ... Selected to play in the 2019 All-American Bowl.

High School Highlights: Powerful offensive lineman rated as consensus four-star prospect... Ranked as No. 3 offensive guard in the country and 50th overall prospect by Rivals... Was 110th overall in ESPN300 and No. 4 offensive guard... Selected to play in 2019 All-American Bowl... As a senior, blocked for IMG offense that averaged 41.6 points per game on way to 7-1 record against national schedule... Spent junior season at Miami Senior High School where he paved

the way for an offense that produced 39.4 points per game and won 12 games while advancing to Class 8A state semifinal... Named second-team all-state by USA Today following his junior season... Chose FSU over several offers, including Miami, Florida and Alabama.

87

JACK
MARTIN

PUNTER

5-11 | 173 | Senior | SQ
Mobile, Ala. (Alabama/McGill-Toolen HS)

As A Junior (2022): Did not see any action.

Alabama Highlights (2019-20): A member of the Crimson Tide program for two years ... Part of a team that won the 2020 College Football Playoff championship after going 13-0 and claiming the Southeastern Conference title.

High School Highlights: Played both football and baseball at McGill-Toolen Catholic High ... A three-year letterwinner for the Yellow Jackets, during which time they went 35-5 while advancing to the championship game of the state 7A playoffs his sophomore and junior seasons.

Personal: Full name is William Jackson Martin ... Born Dec. 18, 2000, in Mobile, Ala. ... Son of Larry and Kristy Martin ... Enjoys fishing, gaming and biking in his spare time ... Also recruited by Ole Miss and Louisiana coming out of high school ... An interdisciplinary studies major.

27

ISAAC
MASON

DEFENSIVE BACK

5-9 | 192 | R-Freshman | RS
Florence, Ala. (Florence HS)

As A Freshman (2022): Did not see any action.

High School Highlights: Prepped at Florence High ... Was part of a Falcon team that finished 7-5 after advancing to the second round of the state 7A playoffs his senior season ... Also helped FHS reach postseason play when he was a junior.

Personal: Full name is Isaac Jarrod Mason ... Born Aug. 26, 2001, in Florence, Ala. ... Son of Patrick Jr. and Vanesha Mason ... Likes to read, fish, and study new innovations in technology and business in his free time ... Would like to become a sports agent and also work in real estate in the future ... A business administration major.

65

JOSH
McCULLOCH

OFFENSIVE LINE

6-3 | 312 | Senior | 4L
Houston, Texas (Aldin Benjamin Davis HS)

As A Third-Year Junior (2022): Played in 10 games, inserted into the starting lineup ... Instrumental in helping anchor an offensive line that produced the second 1,000-yard rusher in school history and a near 3,000-yard passer ... Helped the Jags average 423.8 yards per game of total offense per game and gave up just 1.83 sacks per game on the season ... Also recorded a tackle against Southern Miss (11/19).

As A Fourth-Year Sophomore (2021): Played in four games, starting one against Alcorn State ... Also saw action against Louisiana, Texas State and Georgia State ... Part of an offensive line that helped the Jaguars average 382.4 yards per game of total offense, including 110.9 yards per game rushing ... Part of an offensive line that helped the Jaguars convert 33 percent of its third-down conversions and 64 percent of its fourth-down conversions..

As A Sophomore (2020 Covid season): Made his only appearance of the season in the Jaguars' game against Georgia State ... Was on the field for 14 snaps, earning a 79 percent assignment mark while recording one knockdown.

As A Redshirt Freshman (2019): Played in the team's first 10 contests, starting the last six before suffering a season-ending injury ... Graded out at 80 percent or better on assignments on eight occasions, receiving an 85 percent mark for the year while collecting 41 knockdown blocks ... Posted a season-best 82 percent overall grade following games against Georgia Southern and Louisiana, adding five pancakes with an 80 percent technique mark against the latter ... Had season-best 94 percent assignment mark and three knockdowns in the match-up with the Eagles as well ... Recorded eight pancake blocks – his highest total of the year – at UAB ... Credited with an 88 percent assignment grade and seven knockdowns after Sun Belt Conference opener at ULM the next week ... Graded out at 85 percent on assignments and had five knockdowns in South's win over Jackson State ... Received an 88 percent assignment mark following season-opening contest at No. 24 Nebraska ... Earned 86 percent assignment grade against 21st-ranked Appalachian State ... Had an assignment grade of 83 percent and three pancake blocks against Memphis ... On the Sun Belt Conference Academic Honor Roll.

As A Freshman (2018): Redshirted after seeing action in four games ... Took part in 62 plays, receiving an assignment mark of 89 percent to go along with five knockdown blocks ... Did not allow a sack and was not called for a penalty ... Made his collegiate debut in South's win over Alabama State ... On the field for 24 snaps in the "Battle For The Belt" against Troy, recording season-best figures with a 77 percent overall grade, 95 percent assignment mark and four pancake blocks ... Graded out at 83 percent while in on 24 plays at Arkansas State ... Posted a 90 percent assignment grade and a knockdown at Louisiana.

High School Highlights: Earned three stars from 247Sports.com and two from Rivals.com ... Also considered among the top 100 prospects in the Greater Houston Area by Vype Magazine, which included him on its preseason all-offensive team ... Named to both the all-district and academic all-state teams following his senior season at Aldine Benjamin Davis High ... Did not allow a sack while helping lead the Falcons to a berth in the University Interscholastic League Division 1 6A playoffs his final year at the prep level ... After helping the team qualify for the postseason as a junior was selected second-team all-district.

Personal: Full name is Joshua R. McCulloch ... Born March 23, 2000, in Houston, Texas ... Son of Jeffrey and Deborah McCulloch ... Older brother, Jeffrey, was a linebacker at Texas from 2016-19 ... Favorite subject is his broadcasting class ... Enjoys analyzing sports and choral singing in his spare time ... Also recruited by Stanford, Arizona, Duke, Northwestern, Houston, Southern Methodist, Texas-San Antonio, ULM and Texas State ... Majoring in communication.

10**TANNER
McGEE****QUARTERBACK****6-4 | 219 | R-Junior | 2L
Randleman, N.C. (Randleman HS)**

As A Fourth-Year Sophomore (2022): Saw action in one game ... Used as a holder against UCLA (9/17) ... Ran the ball one for a loss of 11 yards.

As A Third-Year Freshman (2021): Did not see any action.

As A Redshirt Freshman (2020 Covid season): Saw action in two contests ... Came off the bench in the third quarter to help rally the Jaguars to a victory at Arkansas State, completing 6-of-8 passes for 145 yards and two touchdowns ... Made his collegiate debut in South's season-opening win at Southern Mississippi ... Was named to the Sun Belt Conference Academic Honor Roll.

As A Freshman (2019): Was redshirted his first year on the team ... A member of the Sun Belt Conference Commissioner's List.

High School Highlights: Received two stars from both Rivals.com and 247Sports.com ... Earned three letters, starting each season, Randleman High ... Recorded a school season record with 3,604 yards of total offense and accounted for 41 scores as a senior, helping lead the Tigers to an 11-2 finish and a berth in the quarterfinals of the state 2AA championship ... Completed 159-of-272 attempts for 2,576 yards and 27 touchdowns, also carrying 128 times for 1,028 yards and 14 scores to be named the Randolph County Player of the Year and conference offensive player of the year ... Was also selected all-county and all-conference ... Had over 100 yards passing and rushing on four occasions including in a state playoff victory over Nash Central HS ... Accounted for 270 yards of total offense and four touchdowns in defeat of Eastern Randolph HS ... Was 15-of-19 passing for 259 yards and two scores, and ran for 88 yards and two touchdowns on just three attempts in win over Union Pines High ... Completed 8-of-9 attempts for 126 yards and three touchdowns while carrying for 145 yards and a score in victory over Southwestern Randolph HS ... As a junior, threw for 1,651 yards and 17 scores while adding 408 yards and eight touchdowns on the ground as RHS qualified for the state playoffs on the way to a 8-4 overall record ... Earned both all-county and all-conference honors that fall ... Primarily played receiver his sophomore season, catching 39 passes for 450 yards and seven touchdowns to be chosen all-county and all-conference after helping the Tigers earn a berth in the state playoffs ... Also earned four letters in basketball, two in golf and two in track at RHS.

Personal: Full name is Tanner Ellis McGee ... Born Sept. 10, 1999, in Sophia, N.C. ... Son of Tom and Mitzi McGee ... Older brother, TJ, was a four-year letterwinner at Campbell, where he played wide receiver ... Likes to hunt, fish, play video games and be with friends in his spare time ... Was also recruited by Colorado State ... Is a biology major.

0**BRAYLON
McREYNOLDS****RUNNING BACK****5-8 | 180 | Sophomore | 1L
Mobile, Ala. (McGill-Toolen HS)**

As A Freshman (2022): Played in 11 games, starting two at running back ... Ran the ball 59 times for 326 yards, averaging 5.3 yards per rush ... Recorded a season-high 64-yard rush against Southern Miss ... Ran the ball 15 times for 100 yards against Southern Miss (11/19) ... Recorded 10 rushes for 56 yards against Old Dominion (11/26) ... Hauled in 21 receptions for 226 yards and a touchdown ... Hauled in four receptions against Nicholls (9/3) and Western Kentucky (12/21) at the R-L Carriers New Orleans Bowl ... Returned 16 kicks for 369 yards ... Had a season-best 38-yard return against Western Kentucky (12/21) ... Returned one punt for 11 yards against Nicholls (9/3) ... Recorded one tackle against Southern Miss (11/19).

High School Highlights: Earned three stars and considered among the top 70 prospects in the state by 247Sports.com ... Selected to play in the Alabama-Mississippi All-Star Game following the conclusion of his prep career ... Rushed for a game-best 98 yards on 13 carries, adding a 12-yard reception to help lead Alabama to a 20-0 victory in the contest ... Carried 220 times for 1,980 yards and 26 touchdowns as a senior to help the Yellow Jackets advance to the second round of the state 6A playoffs ... Also caught 23 passes for 202 yards and a score ... Ran for career-best 336 yards and scored four touchdowns in the team's 31-21 victory over Baldwin County HS ... Recorded 1,395 yards and 22 rushing touchdowns his junior season to be named second-team all-state by the Alabama Sports Writers Association ... Also offered scholarships by Coastal Carolina, Troy, Arkansas State, Southern Miss and UAB, and was recruited by Louisiana.

31**JACOB
MEEKS****KICKER****6-3 | 200 | Senior | 1L
Grand Prairie, Texas (ULM/Texas Tech/ Mansfield Lake Ridge HS)**

As A Junior (2022): Saw action in all 13 games, used as a kickoff specialist ... Kicked off 75 times for 4,553 yards... Recorded 30 touchbacks ... Best game came against Southern Miss (11/19), kicking off five times with four touchbacks.

Texas Tech Highlights (2021): Transferred from ULM to Texas Tech, but did not play either the 2020 or 2021 seasons for the Red Raiders.

ULM Highlights (2019-20): Was 2-for-3 on his field goal attempts with a long of 40 yards during the 2019 season ... Also served as the kickoff specialist for the Warhawks ... Had 69 kickoffs for 4,302 yards averaging 62.3 yards per kick, and also carded 38 touchbacks ... Was 4-for-4 in PATs and connected on a 40-yarder in the season-opener versus Grambling State ... Also had a 24-yard field goal.

4

**JAMES
MILLER**

LINEBACKER

**6-2 | 228 | Senior | 1L
Madison, Fla. (Indiana/Armwood HS)**

As A Junior (2022): Saw action in 13 games, all starts ... Finished with 68 total tackles, including 39 solo stops ... Recorded 5.5 tackles for loss and 2.5 sacks ... Also recorded two quarterback hurries and three pass breakups ... Finished with five or more tackles seven times ... Recorded a season-high nine stops against ULM (10/15) ... Recorded eight tackles against Louisiana (10/1) and Arkansas State (10/29) ... Recorded a season-high 1.5 tackles for loss against Arkansas State (10/29) ... Recorded a season-high one sack against Central Michigan (9/10) and Texas State (11/12).

Indiana Highlights (2018-21): Played four seasons at Indiana before transferring to South Alabama ... Turned down offers from Iowa, Oregon and Florida State, among others, to sign with Indiana ... Miller's best season with the Hoosiers came as a redshirt freshman in 2019, when he totaled 32 tackles, 5.5 tackles for loss, two forced fumbles and 1.5 sacks. He played in nine games with one start in 2021, compiling 14 tackles ... Appeared in eight games and recorded 24 tackles, one fumble recovery and one quarterback hurry in 2020 ... Totaled 31 tackles, 19 solo, a half-sack, and 4.5 for loss as a freshman in 2019 ... Redshirted the 2018 season.

High School Highlights: Linebacker for head coach Evan Davis at Armwood High School ... All-state selection named the 2017 Hillsborough County Defensive Player of the Year ... Collected 164 tackles, 114 solo, 44 for loss, 11 sacks, 13 quarterback hurries, nine forced fumbles, three fumble recoveries, and seven pass breakups as a senior ... Returned two fumbles for touchdowns and recorded one safety ... Blocked five punts and two field goals ... Armwood reached the 6A state championship game and posted a 14-1 record ... Ranked the No. 27 inside linebacker nationally by ESPN ... Chose Indiana over Florida State.

Personal: Parents are James Miller Sr. and Vickie McQuay ... liberal studies major

32

**BLAYNE
MYRICK**

LINEBACKER

**6-2 | 223 | Sophomore | 1L
Fairhope, Ala. (Fairhope HS)**

As A Freshman (2022): Saw action in one game ... Used on special teams and in a back-up role.

High School Highlights: Attended Fair Hope High ... Lettered in football, basketball, baseball and track for the Pirates ... First in region in football and basketball in 2021 and 2022.

Personal: Full name is Martin Blayne Myrick ... Born Sept. 29, 2003, in Fairhope, Ala. ... Son of Martin and Terri Myrick ... Is the middle of three children, has an older sister and younger brother ... His hobbies include fishing, hunting, diving and sports ... Was recruited by North Alabama as well ... Grandfather played football for University of Houston and Northwestern State University of Louisiana.

47

**ELI
NTSASA**

DEFENSIVE BACK

**6-1 | 187 | Junior | SQ
West Linn, Ore. (Laney College/West Linn HS)**

As A Third-Year Sophomore (2022): Did not see any action.

Laney College Highlights (2021): Played at Laney College ... Saw action as a defensive back.

75

**DAMON
PARR**

OFFENSIVE LINE

**6-6 | 349 | Sophomore | SQ
Jacksonville, Ala. (Pleasant Valley HS)**

As A Freshman (2022): Did not see action.

High School Highlights: Earned 3A second-team all-state honors from ASWA at defensive line as a junior ... Received interest from Jacksonville State ... Also lettered in basketball.

66

**KOLE
PAYNE**

OFFENSIVE LINE

**5-10 | 267 | Sophomore | SQ
Theodore, Ala. (Theodore HS)**

As A Freshman (2022): Did not see any action.

High School Highlights: Lettered for four years at Theodore High ... Set school record for starts on the offensive line ... Named second-team all-state as a senior after helping the Bobcats to a 10-2 finish and a first-round victory in the state 7A playoffs his senior year ... Part of a THS team that went 8-3 and qualified for postseason play each of the previous two seasons ... The Bobcats also reached the playoffs when he was a freshman, concluding the year with a 6-5 mark ... Also earned one letter in track.

Personal: Full name is Kole Nelson Payne ... Born Feb. 3, 2003, in Mobile, Ala. ... Son of Kyle and Ashley Payne ... Likes to fish and work out in his spare time ... Is a mechanical engineering major.

12

JAMAAL PRITCHETT

RECEIVER

5-9 | 164 | Junior | 1L
Jackson, Ala. (Tuskegee/Jackson HS)

As A Freshman (2022): Saw action in eight games ... Used as a receiver and on special teams ... Hauled in two receptions for 24 yards, both against Western Kentucky (12/21) at the R+L Carriers New Orleans Bowl.

Tuskegee Highlights (2021): Played one year at Tuskegee ... Recorded 27 receptions for 488 yards ... Averaged 18.1 yards per reception ... Hauled in three receptions.

High School Highlights: Lettered in football at Jackson.

91

NATHAN RAWLINS-KIBONGE

DEFENSIVE LINE

6-6 | 240 | R-Sophomore | 1L
Portland, Ore. (Oklahoma/Jefferson HS)

As A Redshirt Freshman (2022): Saw action in three games before a season-ending injury ... Recorded two tackles ... Recorded a tackle each against Louisiana Tech (9/24) and Arkansas State (10/29).

Oklahoma Highlights (2021): Mid-year enrollee that redshirted ... A four-star recruit by 247Sports and Rivals and a three-star prospect by ESPN ... Ranked as the nation's No. 171 overall player by 247Sports and No. 229 by Rivals ... Rated as the No. 10 strongside defensive end by 247Sports and No. 15 by Rivals ... Regarded as the country's No. 67 defensive end by ESPN ... The No. 2 player in Oregon by 247Sports, ESPN and Rivals ... Only played 10 football games in his high school career ... Didn't start playing until his junior year and had 2020 fall season wiped out due to the corona virus pandemic ... Registered 74 tackles, 28 tackles for loss and five sacks in 2019 as a junior ... Originally committed to Washington State as a basketball player in June 2019 and was named the Portland Interscholastic League Player of the Year as a junior when he led Jefferson to a 24-2 record ... Chose the Sooners over Arizona State and Stanford.

71

JAMES ROBINSON

OFFENSIVE LINE

6-4 | 325 | R-Junior | 1L
Montgomery, Ala. (Tennessee/G.W. Carver HS)

As A Redshirt Sophomore (2022): Saw action in eight games ... Used as a backup guard and on special teams ... Instrumental in helping anchor an offensive line that produced the second 1,000-yard rusher in school history and a near 3,000-yard passer ... Helped the Jags average 423.8 yards per game of total offense per game and gave up just 1.83 sacks per game on the season.

Tennessee Highlights (2021): Made college debut in season-opening win over Bowling Green (9/2/21) ... Did not see action as a true freshman and earned a redshirt.

High School Highlights: Rated as a three-star prospect by 247 composite rankings ... Starred at Carver High School in Montgomery, Alabama ... Was a consensus Top 50 offensive line prospect according to major recruiting services ... 2019 ASWA Class 6A First Team All-State selection ... Named to the Montgomery Advisor 2019 "Big 12" ... 2018 Class 5A-7A All-Metro Honorable Mention selection.

Personal: Full name is James Tavid Anil Robinson ... Born on Feb. 1, 2002 ... Majoring in communication studies.

7

MARQUISE ROBINSON

DEFENSIVE BACK

6-1 | 184 | Junior | 1L
Crosby, Miss. (Southwest Mississippi CC/Wilkinson HS)

As A Sophomore (2022): Saw action in 11 games, starting at corner ... Recorded 28 total tackles, including 15 solo stops ... Recorded a pair of pass breakups ... Recorded six tackles twice, against Louisiana (10/1) and ULM (10/15) ... Also recorded five tackles against Southern Miss (11/19).

Southwest Mississippi CC Highlights (2021): Rated a three-star prospect and was considered among the top 10 cornerbacks in the country coming out of junior college ... In his only season with the Bears was credited with 34 total tackles, an interception and two passes defended ... Posted a season-best seven stops – including an assist behind the line of scrimmage – and broke up a pass in a victory over Mississippi Delta CC ... Finished with six tackles, all unassisted, in season debut as SWMCC defeated Itawamba (Miss.) CC ... Made five stops in back-to-back match-ups with East Mississippi CC and Copiah-Lincoln (Miss.) CC ... Recorded four tackles against Jones (Miss.) CC and Mississippi Gulf Coast CC – both nationally-ranked opponents – while adding an interception against the latter.

High School Highlights: Prepped at Wilkinson County High, totaling 61 stops over his last two seasons at the school ... Had 35 tackles, an interception and a fumble recovery when he was a senior to help the Wildcats qualify for the state 3A playoffs ... Credited with 29 stops his junior year as WCHS advanced to the state playoffs on the way to an 8-4 finish ... Offered scholarships by Memphis and Nevada coming out of junior college as well.

85

CALEB SCHLACHTER

RECEIVER

6-3 | 192 | R-Freshman | RS
Kelowna, B.C., Canada (Clearwater Academy International)

As A Freshman (2022): Did not see any action.

High School Highlights: Attended Clearwater Academy International in Clearwater Fla. ... Lettered in football and track ... State champion ... Scored the game winning touchdown to send his team to the finals.

Personal: Full name is Caeleb Joseph Schlachter ... Born March 9, 2003, in Kelowna, B.C., Canada ... Son of Joseph and Jenny Schlachter ... Oldest of three boys ... In his free time likes to listen to music, rap, golf and play basketball ... Majoring in business.

88**LINCOLN
SEFCIK****TIGHT END****6-3 | 238 | Senior | 2L
Enid, Okla. (Northeastern Oklahoma A&M JC/Enid HS)**

As A Fifth-Year Junior (2022): Played in 13 games, splitting time as a starter ... Caught 13 passes for 111 yards and a touchdown ... Recorded a season-best 24-yard reception against Nicholls (9/3) ... Hauled in three receptions against Arkansas State (10/29) ... Hauled in two receptions against Louisiana Tech (9/24) and Georgia Southern (11/5) ... Hauled in touchdown reception against Louisiana Tech (9/24).

As A Fourth-Year Sophomore (2021): Earned third-team all-Sun Belt Conference honors ... Chosen second-team all-league by Pro Football Network and third-team all-conference by Phil Steele Publications while earning honorable mention all-SBC recognition from Pro Football Focus ... In his first season with the program, caught 32 passes for 218 yards and five touchdowns ... Led South's tight ends in catches, receiving yards and touchdown catches, finishing second on the team overall in scoring receptions ... Ended up among the top 10 in the Sun Belt in total touchdown catches with the most recorded by a Jaguar at tight end since Gerald Everett had eight in 2015 ... Finished with multiple receptions in eight games ... Caught career-best nine passes to lead South in the category at rival Troy, finishing the game with a career-high 55 yards ... Posted five receptions for 32 yards in victory over Arkansas State ... Had three catches for 41 yards in win at Bowling Green ... Scored touchdowns in three straight games against Texas State, Georgia Southern and ULM, also adding scores at Tennessee and in match-up with Coastal Carolina the final two weeks of the year.

Northeastern Oklahoma A&M Junior College Highlights (2018-20): A two-star junior-college prospect according to Rivals.com ... Ranked among the top six tight ends nationally and among the top five junior-college recruits in the state by 247Sports as well ... After sitting out his first season with the Golden Norsemen recorded four receptions for 33 yards as a redshirt freshman during the 2019 campaign.

High School Highlights: Earned multiple letters in football at Enid High ... Posted 30 catches for 336 yards and a score his senior season ... Was also credited with 28 tackles – including 21 of the solo variety – a forced fumble and a pass defensed for the Plainsmen that fall ... Finished with career-high 10 receptions for 103 yards and a touchdown against Lawton High ... Caught six balls for 76 yards in win over Ponca City HS ... Also recorded three receptions in victory over Putnam City West HS as well as against Midwest City High ... Had 22 receptions for 380 yards and six touchdowns as a junior ... Posted 10 catches for 101 yards and a score in defeat of Choctaw High ... Ended up with a career-best 206 yards on six receptions in season-opening win over PCHS, scoring four touchdowns in the contest ... Also earned on letter in basketball, wrestling and track for the Plainsmen.

Personal: Full name is Lincoln Hart Sefcik ... Born July 14, 1999, in Stillwater, Okla. ... Son of Tim Sefcik ... Father, Tim, played football at Oklahoma State for two years ... Enjoys medical and business classes ... Likes to play video games, listen to music, work out and learn about the stock market in his spare time ... Would like to start a medical practice in the future ... Also had scholarship offers coming out of junior college from ULM and New Mexico State ... Is an interdisciplinary studies major.

11**JAMIE
SHERIFF****DEFENSIVE LINE****6-2 | 262 | R-Senior | 2L
Terry, Miss. (Mississippi Gulf Coast CC/Terry HS)**

As A Redshirt Junior (2022): Saw action in 13 games after returning from a season-ending injury the previous season ... Finished the year with 43 total tackles including 19 solo stops... Also recorded 7.5 tackles for loss and six sacks ... Recorded a season-best six tackles against Southern Miss (11/19) ... Recorded five tackles against Louisiana Tech (9/24) and Troy (10/20) ... Also recorded four tackles two other times ... Recorded 1.5 sacks three, against Louisiana Tech (9/24), Troy (10/20) and Arkansas State (10/29) ... Recorded four quarterback hurries and a pair of pass breakups, both against ULM (10/15).

As A Fourth-Year Junior (2021): Did not see any action.

As A Junior (2020 Covid season): Started six times while appearing in all 11 contests his first season at the NCAA Football Bowl Subdivision level ... Was credited with 21 total tackles including one sack ... Posted four unassisted stops in his debut as the Jaguars defeated Southern Mississippi on the road to begin the year ... Also finished with four stops at No. 25 Louisiana and in a win at Arkansas State ... Recorded three tackles including a sack in victory over ULM ... Made two solo stops against Georgia State ... Credited with unassisted tackles in match-ups with Tulane, UAB and rival Troy in the "Battle For The Belt" to end the campaign ... A member of the Sun Belt Conference Commissioner's List.

Mississippi Gulf Coast Community College Highlights (2018-19): Ranked among the top 25 strongside defensive ends as a three-star prospect coming out of junior college by 247Sports.com ... Earned two stars from Rivals.com also ... As a sophomore, helped the Bulldogs go 12-0 while winning the National Junior College Athletic Association national championship ... Recorded 50 total stops – with 12 tackles for loss including eight sacks – four passes broken up and a fumble recovery to be named second-team all-Mississippi Association of Community & Junior Colleges ... Credited with a career-best nine stops including three sacks for a loss of 21 yards in a victory over fourth-ranked Northwest Mississippi CC in the MACJC championship contest ... Also posted seven tackles in defeat of No. 14 East Mississippi CC in the MACJC semifinals ... Finished with eight stops – highlighted by three behind the line – in victory over sixth-ranked Hinds (Miss.) CC in the regular-season finale ... Had multiple tackles for loss in back-to-back wins over Holmes (Miss.) CC and No. 13 Jones (Miss.) JC ... As a freshman posted 26 tackles, including six sacks, to help the Bulldogs finish the season 7-2 and ranked 12th in the final NJCAA poll.

High School Highlights: As a senior at Terry High, had 60 total tackles, with seven of those for a loss including five sacks, two forced fumbles, a fumble recovery and three safeties.

Personal: Full name is Jamie Lee Sheriff II ... Born Aug. 18, 2000, in Jackson, Miss. ... Son of Jamie and Beverly Sheriff ... Is the youngest of four children ... Enjoys fishing, playing video games and mud riding in his spare time ... Also offered a scholarship by North Texas and Toledo coming out of junior college ... Majoring in interdisciplinary studies.

40

AJ
SIMS JR.

DEFENSIVE BACK

5-9 | 191 | R-Freshman | RS
Vestavia Hills, Ala. (Vestavia Hills HS)**As A Freshman (2022):** Did not see any action.**High School Highlights:** Prepped at Vestavia Hills HS ... Recorded 31 tackles and broke up a pass while helping the Rebels to a 6-4 finish his senior year.**Personal:** Full name is Anthony Sims Jr. ... Born Oct. 10, 2000, in Birmingham, Ala. ... Enjoys playing video games in his spare time ... A sport management and recreation studies major.

67

REGGIE
SMITH

OFFENSIVE LINE

6-1 | 283 | R-Senior | 3L
Pensacola, Fla. (Escambia HS)**As A Fifth-Year Junior (2022):** Played and started all 13 games at guard ... Instrumental in helping anchor an offensive line that produced the second 1,000-yard rusher in school history and a near 3,000-yard passer ... Helped the Jags average 423.8 yards per game of total offense per game and gave up just 1.83 sacks per game on the season ... Named to Burlsworth Trophy Watch List.**As A Fourth-Year Sophomore (2021):** Played in three games ... Saw action against Appalachian State, Tennessee, and No. 15 Coastal Carolina ... Part of an offensive line that helped the Jaguars average 382.4 yards per game of total offense, including 110.9 yards per game rushing ... Part of an offensive line that helped the Jaguars convert 33 percent of its third-down conversions and 64 percent of its fourth-down conversions.**As A Sophomore (2020 Covid season):** Played in eight games, primarily on South's field goal/extra point unit ... Led the Jaguars at No. 25 Louisiana with a 92 percent overall grade and a 94 percent assignment mark while seeing action on 32 snaps ... Also was a part of 18 plays the following week against Georgia State, recording a pair of knockdown blocks.**As A Redshirt Freshman (2019):** Did not see action.**As A Freshman (2018):** Did not appear in a contest while redshirting.**High School Highlights:** Was a four-year letterwinner at Escambia High ... Played on both the offensive and defensive lines as a senior, helping the Gators go 8-3 after winning their first-round state 6A playoff contest ... Part of an EHS team that went undefeated in the district when he was a junior after finishing 6-4 the previous season.**Personal:** Full name is Reginald Lamar Smith III ... Born Oct. 29, 1999, in Pensacola, Fla. ... Son of Reginald and Teresa Smith ... Is a leisure studies major.

45

ED
SMITH IV

DEFENSIVE LINE

6-2 | 290 | Sophomore | 1L
Tuscaloosa, Ala. (Central HS)**As A Freshman (2022):** Saw action in seven games ... Recorded 15 tackles, including nine solo stops ... Recorded four tackles twice on the year against Old Dominion (11/26) and Western Kentucky (12/21) in the R+L Carriers New Orleans Bowl ... Also recorded 1.5 tackles for loss, including one against Old Dominion (11/26) ... Recorded one sack and recovered on fumble against Old Dominion (11/29).**High School Highlights:** A three-year letterwinner at Central HS ... Recorded 64 tackles as a senior, including six stops behind the line of scrimmage with five sacks ... Was also credited with two forced fumbles and a pair of fumble recoveries, returning those for a total of 91 yards with one of those resulting in a touchdown ... Earned second-team all-state honors on the offensive line as a junior ... Was credited with 28 tackles including five sacks his sophomore season while helping the Falcons qualify for the state 5A playoffs ... Also was named second-team all-state that fall as an offensive lineman ... Played baseball for two years at CHS as well.**Personal:** Full name is Edward Smith IV ... Born Nov. 24, 2002, in Cleveland, Ohio ... Son of Edward III and Carla Smith ... Father, Edward III, played baseball at the collegiate level for four years ... Likes to play video games and spend time with the people he is close to in his free time ... Would like to become a coach in the future ... Had other scholarship offers from UCF, Memphis, Louisiana, Troy, Arkansas State and Middle Tennessee ... A sport management and recreation studies major.

23

TREMEL
STATES-JONES

DEFENSIVE BACK

6-0 | 200 | Sophomore | 1L
Surrey, B.C., Canada (Clearwater Academy International)**As A Freshman (2022):** Played in nine games, used as a backup safety and on special teams ... Recorded one tackles, coming against Nicholls (9/3).**High School Highlights:** Attended Clearwater Academy International ... 2021 State Championship ... 21 solo tackles, 36 total tackles, one sack, one interception, eight pass deflections.**Personal:** Full name is Tremel Anthony-Lamont States-Jones ... Born Dec. 24, 2003, in Surrey B.C., Canada ... Son of Reggie Jones and Marla States ... Middle child ... In his free time, he likes to play video games, checkers and watch Marvel Movies ... Recruited by Stetson University, Morehead State University, Liberty University, UT Martin, Brown University, UMass, Bryant University and Charleston Southern ... Majoring in exercise science.

70

ADREIN STRICKLAND

OFFENSIVE LINE

**6-6 | 332 | Sophomore | 1L
Panama City, Fla. (Mosley HS)**

As A Freshman (2022): Played and started all 13 games at tackle ... Instrumental in helping anchor an offensive line that produced the second 1,000-yard rusher in school history and a near 3,000-yard passer ... Helped the Jags average 423.8 yards per game of total offense per game and gave up just 1.83 sacks per game on the season.

High School Highlights: Received three stars from both 247Sports.com and Rivals.com ... A four-year letterwinner at Mosley High ... Helped the Dolphins qualify for the state 6A playoffs when he was a senior ... Part of a MHS team that finished 6-3 his sophomore year ... Earned a pair of letters in weightlifting at MHS as well.

Personal: Full name is Adrein D'rell Strickland ... Born Dec. 25, 2002, in Lynn Haven, Fla. ... Son of Melissa Reddy ... Likes to play video games in his free time ... Wants to work for NASA in the future ... Was originally committed to Florida, and also had scholarship offers from Iowa State, Maryland, UCF, Florida Atlantic and Southern Mississippi ... Is a biomedical sciences major.

55

MAURICE STRONG, JR.

DEFENSIVE LINE

**6-1 | 294 | Senior | 3L
Raiford, Fla. (Union County HS)**

As A Fifth-Year Junior (2022): Played in 11 games ... Recorded seven tackles ... Finished with a season-high two tackles against ULM (10/15) ... Recorded one tackle in five games.

As A Fourth-Year Sophomore (2021): Did not see any action.

As A Sophomore (2020 Covid season): Made five starts while playing in each of the team's 11 contests ... Posted a total of 14 tackles with three for loss, adding a pair of quarterback hurries and a fumble recovery ... Finished with a season-best three stops including an assist behind the line in season-opening win at Southern Mississippi ... Had both a solo and assisted tackle for loss in victory over Texas State to open Sun Belt Conference play ... Recorded a pair of tackles – including one behind the line of scrimmage – while also recovering a fumble in home opener against Tulane ... Finished with two stops and a quarterback pressure at No. 25 Louisiana ... Also made a pair of tackles the next week in match-up with Georgia State.

As A Redshirt Freshman (2019): Saw action in all 12 games, all off the bench ... Recorded 15 stops – including 1½ behind the line of scrimmage – and forced a fumble ... Posted a career-high four tackles, and was also credited with a quarterback hurry, against eventual Sun Belt Conference West Division winner Louisiana ... Matched that total with one stop an assist on a sack, adding a forced fumble in season-ending victory over Arkansas State ... Recorded three tackles in Jackson State win ... Was credited with a pair of stops in final road game of the year at Georgia State ... Only tackle at UAB was for a loss of four yards.

As A Freshman (2018): A redshirt after he appeared in two contests ... Was credited with a solo tackle and an assist in his collegiate debut against ULM in South' annual Homecoming game.

High School Highlights: Earned two stars from Rivals.com and 247Sports.com ... A three-year letterwinner at Union County High, where he set a school record with four sacks in a game ...

Posted 31 total tackles, with 14 of those behind the line of scrimmage, and eight sacks his senior season ... Also credited with nine quarterback hurries, three forced fumbles and one fumble recovery, intercepting a pass also as the Tigers qualified for the state 1A playoffs ... Finished his junior year with 28 stops including three for loss and seven sacks ... Added a recovered fumble, a blocked punt and a pass defended that fall ... As a sophomore made 38 tackles highlighted by six behind the line, three sacks, a forced fumble and a fumble recovery to help the Tigers go 8-2 while advancing to postseason play.

Personal: Full name is Maurice Jamar Strong Jr. ... Born July 21, 1999, in Gainesville, Fla. ... Son of Maurice Sr. and Angela Strong ... Is the oldest of three boys ... Cousin, Letroy Guion, played nine seasons in the NFL with the Minnesota Vikings and Green Bay Packers after lettering at Florida State from 2005-07 ... Majoring in interdisciplinary studies.

99

WY'KEVIOUS THOMAS

DEFENSIVE LINE

**6-2 | 308 | R-Junior | 3L
Riverdale, Ga. (Riverdale HS)**

As A Fourth-Year Sophomore (2022): Named all-conference by Phil Steele ... Played in 13 games as a starter ... Recorded 35 tackles, including 15 solo stops ... Recorded five tackles for loss and three sacks ... Also recorded one forced fumble ... Finished with a season-high five tackles against UCLA (9/17) ... Recorded three or more tackles seven times ... Recorded a season-high 1.5 tackles for loss against Arkansas State (10/29) ... Forced a fumble against Arkansas State (10/29) ... Recorded sacks against Central Michigan (9/10), ULM (10/15), and Arkansas State (10/29).

As A Third-Year Freshman (2021): An honorable mention all-Sun Belt Conference selection ... Credited with 49 total tackles – highlighted by 5½ for loss including 2½ sacks – two fumble recoveries and three quarterback hurries ... Had the most tackles among the defensive line on the roster, tying for third on the team overall ... It was the most stops by a USA defensive lineman since 2018 ... Also tied for second on the team in tackles for loss and was fourth in sacks ... The only player on the team to finish with multiple fumble recoveries ... Was credited with at least one stop behind the line in six games ... Finished with a career-best eight tackles at Texas State, including an assisted sack ... Made six stops at Appalachian State and in a win over Arkansas State ... Credited with five tackles and a fumble recovery in season-opening victory over Southern Mississippi ... Posted four stops with an assisted sack at Tennessee ... Two of his four tackles in win over Alcorn State were behind the line ... Finished with three stops – including at least one for loss – against both West Division champion Louisiana as well as at Troy ... Recorded three assisted tackles in a season-ending match-up with Coastal Carolina as well.

As A Redshirt Freshman (2020 Covid season): Appeared in all 11 contests ... Posted 12 stops, with 1½ behind the line of scrimmage including a sack ... Was credited with a season-best three tackles at Georgia Southern, matching that total in the final outing of the year against Troy in the annual "Battle For The Belt" ... Recorded first career stop in victory at Southern Mississippi to begin the campaign ... Made one solo tackle in win at Arkansas State ... Lone stop at No. 25 Louisiana was an assist for loss ... Credited with assisted tackles in first two home games of the season against Tulane and UAB as well.

As A Freshman (2019): Was a redshirt but did see action in the team's final four contests of the year ... Made his collegiate debut at Texas State ... Posted a solo tackle in season-ending victory over Arkansas State.

High School Highlights: Received two stars from Rivals.com and 247Sports.com ... A four-year starter and letterwinner at Riverdale High ... Was an all-region selection each of his four seasons ... A first-team all-region selection after posting 48 stops with 13 behind the of scrimmage his senior year ... Part of a Raider team that went 8-4 after qualifying for the state 5A playoffs ... Credited with 54 tackles as a junior ... In his first season as a starter, recorded

39 stops with one forced fumble and one fumble recovery to help RHS advance to the state playoffs.

Personal: Full name is Wy'Kevious Da'von Thomas ... Born July 5, 2000, in Americus, Ga. ... Son of Larry Thomas and Gaget Jones ... Likes to ride motorcycles and fish in his free time ... Wants to become a motorcycle mechanic and own a motorsport shop in the future ... Was also recruited by Georgia, Mississippi State, Purdue and Cincinnati ... A business administration major.

8

DJ

THOMAS-JONES

TIGHT END

6-3 | 247 | Senior | 1L
Mobile, Ala. (Ole Miss/Saraland HS)

As A Junior (2022): Saw action in 12 games, splitting time as a starter ... Finished the season with 24 receptions for 227 yards and three touchdowns ... Hauled in a season-high four receptions twice, against Arkansas State (10/29) and Western Kentucky (12/21) in the R+L Carriers New Orleans Bowl ... Recorded three catches three other times ... Registered a season-high 48 yards against Arkansas State (10/28) ... Recorded touchdown receptions against Texas State (11/12), Old Dominion (11/29), and Western Kentucky (12/21).

Ole Miss Highlights (2020-21): Saw action in six contests in 2020 ... Played 29 total snaps with 16 on special teams and 13 on the offensive side of the ball ... Member of the 2019-20 signing class ... Named to SEC First-Year Academic Honor Roll (2020-21) ... Named to Athletic Director's Honor Roll (2020-21).

High School Highlights: Rated as a 4-star prospect by Rivals ... Listed as a 3-star by 247Sports and ESPN ... Ranked as the No. 13 tight end nationally and the No. 13 overall Alabama recruit by Rivals ... Rated as the No. 34 tight end in the nation by ESPN ... Helped the Spartans reach the 2018 Alabama Class 6A state championship game and finish with a 13-1 record ... Powered team to a 10-1 finish as a senior ... Tallied 739 receiving yards and seven touchdowns as a senior ... Chose Ole Miss over Tennessee, Southern Miss, Army, Louisiana and Tulane ... Member of Project Outreach and National Honor Society ... Coached by former Seattle Seahawks and Southern Miss quarterback Jeff Kelly.

Personal: Son of Stevie and Shandra Jones ... Full name is DaMarcus Juan Thomas ... 2020-21 SEC First-Year Honor Roll ... Athletic Director's Honor Roll in spring 2021 ... Journalism major.

6

JAY'JUAN
TOWNSEND

RECEIVER

6-0 | 164 | Junior | 2L
Forest, Miss. (Eufaula HS)

As A Sophomore (2022): Played in eight games, used as a backup receiver and on special teams ... Finished with four receptions for 62 yards, averaging 15.5 yards per reception ... Recorded two receptions against Nicholls (9/3) ... Also finished with a pair of tackles, one each against Central Michigan (9/10) and Louisiana (10/1).

As A Freshman (2021): Played in 11 games ... Did not see action against Louisiana ... Had one reception for 62 yards against Georgia Southern ... Saw limited action on special teams ... Returned three kicks for 46 yards, averaging 15.3 yards per return.

High School Highlights: Earned three stars from 247Sports.com, with the organization including him among the top 100 prospects in Alabama ... Caught three passes for 25 yards and added a 13-yard run while helping his team to a 19-7 victory in the annual Alabama-Mississippi All-Star Game ... As a senior, recorded 45 receptions for 645 yards and five scores as EHS won its first-round state 6A playoff contest on the way to a 9-3 finish ... Posted five catches for a season-best 142 yards and a touchdown in win over Sidney Lanier HS in regular-season finale ... Finished with 123 yards and a score on four catches in victory over Carroll High to begin the campaign ... Had season-high six receptions for 47 yards against Opelika HS ... Recorded five receptions in each of the Falcons' postseason games, posting 63 yards in defeat of Stanhope Elmore HS ... Also had five catches for 78 yards in regular-season win over SEHS ... Caught 52 passes for 466 yards and five touchdowns his junior year, helping the Tigers go 9-3 after winning their opening contest in the state 6A playoffs.

Personal: Full name is Jay'juan Xzavius Townsend ... Born Jan. 6, 2003, in Jackson, Miss. ... Son of Van Thames and Victoria Townsend ... Likes to play games in his spare time ... Also offered scholarships by Army, Coastal Carolina and Georgia Southern ... Major is criminal justice.

1

DESMOND TROTTER

QUARTERBACK

6-3 | 220 | Senior | 4L
Irondale, Ala. (Shades Valley HS)

As A Fifth-Year Junior (2022): Saw action in five games ... Finished 15-for-20 with 144 yards passing ... Went 9-for-10 against Nicholls (9/3) for 72 yards ... Also ran the ball six times for 27 yards ... Ran a season-high two times against Louisiana Tech (9/24) ... Recorded 18 yards rushing against Southern Miss (11/19).

As A Fourth-Year Sophomore (2021): Saw action in five with two starts ... Two starts came against Appalachian State and Tennessee ... Finished the year with 380 yards passing while completing 42-of-72 passes ... Accounted for three touchdowns and three interceptions ... Finished with a 108.08 efficiency rating ... Also rushed for 44 yards on 20 carries ... Averaged 2.2 yards per carry and scored one touchdown ... Threw for 226 yards on 21-of-38 passing and one touchdown against Appalachian State ... Threw for 216 yards and two touchdowns on 19-of-32 passing against Tennessee ... Also threw for two touchdowns against Troy.

As A Sophomore (2020 Covid season): Was the Jaguars' starter in all 10 games he played in ... Was 160-of-248 passing for 1,917 yards and 11 touchdowns ... Had a 140.86 pass efficiency rating after completing 64.5 percent – the second-highest total in the school's season record books – of his attempts ... Added two rushing touchdowns as well while finishing with 1,920 yards of total offense ... Ended up fifth in the Sun Belt Conference in pass efficiency rating, seventh in passing yards per contest and eighth in total offense ... Was among the top 45 nationally in the first category, ranking in the top 85 in the country in the latter two ... Was a Manning Award Star of the Week after posting career-high totals with 299 yards passing and 340 yards of total offense in season-opening victory at Southern Mississippi ... Completed 16-of-27 attempts in the contest, throwing for a pair of scores while also recording a season-best 41 yards on nine rushes ... Connected on 23-of-31 passes for 243 yards at 15th-ranked Coastal Carolina ... Threw of 242 yards and a pair of scores on 16-of-22 passing in win at Arkansas State ... Finished with 200 yards and two touchdown passes after completing 20-of-27 attempts at Georgia Southern ... Hit 8-of-12 attempts for 184 yards and three scores in defeat of ULM, adding 33 yards and a touchdown on the ground ... Completed 18-of-22 passes – his 81.8 percentage stands second on the school game record list (minimum 10 attempts) – for 187 yards and a touchdown in win over Texas State to open Sun Belt action.

As A Redshirt Freshman (2019): Appeared in eight games, starting the team's final four contests ... Completed 56-of-97 attempts for 820 yards, leading the team with eight touchdown passes ... Recorded a 151.84 pass efficiency rating, improving that mark to 153.42 in Sun Belt Conference play to end up third in the statistical rankings in league-only games ... Also carried 61 times for 197 yards to finish third on the squad in rushing ... Stood third on the team with 1,017 yards of total offense as well ... In his first collegiate start, finished 13-of-17 passing for 164 yards and two scores while adding 34 yards on the ground at Texas State ... Posted 180 yards of total offense the following week against Louisiana, including a career-best 64 yards rushing on 12 attempts ... Recorded 255 yards of total offense in road finale at Georgia State, throwing for 218 yards and two touchdowns ... Tied a school game record with four touchdown passes in season-ending win over Arkansas State while finishing with a season-high 337 yards of total offense, the most by a Jaguar during the campaign ... Was 20-of-31 passing for a season-best 279 yards while adding 58 yards on 14 carries, earning a coaches' award for an explosive play following the contest ... Threw for 43 yards after coming on in the third quarter against No. 21 Appalachian State in his first extensive action of the year ... Made his collegiate debut at UAB, also appearing in match-ups with ULM and Georgia Southern the next two weeks.

As A Freshman (2018): Was redshirted and did not see action ... A member of the Sun Belt Conference Academic Honor Roll.

High School Highlights: Received three stars from 247Sports.com, which rated him among

the top 45 dual-threat quarterbacks in the country and top 60 recruits in Alabama ... Also considered a two-star recruit according to Rivals.com ... Lettered three years, starting the final two, at Shades Valley High ... Chosen second-team all-state by the Alabama Sports Writers Association as a senior after leading the Mounties to an 8-4 mark and a first-round win the state 6A playoffs ... Accounted for a school season-record 4,040 yards of total offense and 40 touchdowns his final year, completing 193-of-263 passes for 2,326 yards and 17 scores while running for 1,704 yards and 23 touchdowns on 231 attempts ... Also averaged 37 yards per punt that fall with 11 of 30 kicks ending up inside the opposition's 20-yard line ... In eight appearances as a junior, racked up 1,547 yards of total offense and accounted for 13 scores ... That included going 67-of-132 passing for 1,080 yards and nine touchdowns, and rushing for 467 yards and four scores on 99 carries as the Mounties ended the campaign 5-5 with wins in each of their last two contests ... Lettered in basketball at SVHS as well.

Personal: Full name is Desmond Ryan Trotter ... Born Aug. 6, 2000, in Birmingham, Ala. ... Son of William and April Peake ... Grandson of former Alabama and National Football League Hall of Fame tight end Ozzie Newsome, the former general manager of the Baltimore Ravens ... Father played football at Alabama State and mother played basketball at Tennessee State as well ... Major is leisure studies.

9

DEVIN VOISIN

RECEIVER

6-0 | 185 | R-Junior | 3L
Crestview, Fla. (Crestview HS)

As A Redshirt Junior (2022): Played in 13 games, splitting time as a starter ... Named honorable mention All-Sun Belt ... Named all-conference by Phil Steele ... Finished with 64 receptions for 867 yards and five touchdowns ... Finished with a season-high 11 receptions for 153 yards against Western Kentucky (12/21) at the R+L Carriers New Orleans Bowl ... Recorded nine receptions for 93 yards against Troy (10/20) ... Recorded six or more receptions four times, including seven against UCLA (9/17) and ULM (10/15) ... Hauled in a touchdown in five games.

As A Third-Year Sophomore (2021): Played in four games ... Recorded one tackle, coming against Appalachian State ... Received a redshirt year.

As A Sophomore (2020 Covid season): Appeared in each of South's 11 games ... Did not record a reception but was credited with a tackle and a forced fumble on fake punt attempt by No. 25 Louisiana.

As A Freshman (2019): Saw action in all 12 contests his first season at the collegiate level, catching a pair of passes for six yards ... Made a five-yard reception in his first-ever game with the program at No. 24 Nebraska, adding a one-yard catch in the team's Sun Belt Conference opener at ULM ... A member of the Sun Belt Conference Academic Honor Roll.

High School Highlights: Considered a two-star prospect by both Rivals.com and 247Sports.com ... A three-year member of the varsity at Crestview High, starting his final two seasons ... As a senior, caught 41 passes for 974 yards and 10 touchdowns to be selected second-team all-state and help the Bulldogs advance to the semifinals of the state 6A playoffs on the way to a 10-3 finish ... Was also credited with 27 total tackles, three interceptions he returned 73 yards and a fumble recovery on defense his senior season ... Returned 10 punts for 117 yards and added 76 yards on four kickoff returns as well ... Hauled in six catches for 174 yards and three touchdowns in win over Choctawhatchee HS ... Posted 120 yards and two scores while catching four balls in defeat of Niceville HS ... Caught four passes for 118 yards in victory over St. Martin High and had two receptions for 109 yards and a touchdown against West Florida High ... Named to the Northwest Florida Daily News' "Dandy Dozen" team prior to the start of his final year at the prep level ... Had 41 receptions for 611 yards and seven scores as a junior while making 28 stops on the other side of the ball ... Also picked off one pass and forced a fumble as CHS 10-1 following a pair of victories in the state playoffs ... Posted nine catches for

Recorded four catches for 118 yards and a touchdown his sophomore year, also running back three kickoffs for 119 yards ... The Bulldogs won their first round state playoff contest, finishing 10-2 his first season on the varsity ... Also earned letters in basketball and track at CHS, helping the Bulldogs to the state 7A title in the former when he was a senior.

Personal: Full name is Devin Gabriel Voisin ... Born June 22, 2001, in Oklahoma City, Okla. ... Son of Ryan and Maria Voisin ... Both older brother Keon was a member of and twin brother Jaden is a member of the Jaguar football program ... Likes to play basketball, swim and be with friends in his free time ... Wants to attend medical school and eventually become a dermatologist ... Also had scholarship offers from Troy, Appalachian State and Georgia Southern ... Major is interdisciplinary studies.

2

JADEN VOISIN

DEFENSIVE BACK

6-0 | 205 | R-Junior | 2L
Crestview, Fla. (Crestview HS)

As A Redshirt Sophomore (2022): Named honorable mention all-Sun Belt ... Named all-conference by Phil Steele ... Played in 13 games at safety ... Finished with 80 total tackles, including 44 solo stops ... Finished with six tackles for loss ... Forced one fumble, recovered one fumble, and intercepted a pair of passes ... Also recorded three quarterback hurries and five pass breakups ... Recorded a season-high 17 tackles against Southern Miss (11/19), earning Player of the Week honors ... Recorded five or more tackles nine other times, including eight against Old Dominion (11/29) ... Recorded 1.5 tackles for loss against Southern Miss (11/19) ... Intercepted a pass against Louisiana (10/1) and Southern Miss (11/19) ... Recorded a pair of quarterback hurries against Georgia Southern (11/5).

As A Third-Year Sophomore (2021): Did not see any action.

As A Sophomore (2020 Covid season): Did not see action until the final four weeks of the campaign ... Was projected to start at cornerback but suffered an injury in practice prior to the Jaguars' season-opening victory at Southern Mississippi ... Made season debut at No. 25 Louisiana, posting a solo tackle.

As A Freshman (2019): Recorded five unassisted tackles while appearing in all 12 games his first year with the program, playing primarily on special teams ... Credited with a career-best two stops at Texas State, with the second forcing a fumble and a 19-yard loss on a punt attempt to help set up a try for game-winning field goal in the final minute ... Made first tackle of his career at UAB ... Also posted stops against Louisiana and in victory over Arkansas State on Senior Day the final month of the season ... Made the Sun Belt Conference Academic Honor Roll.

High School Highlights: Earned two stars from Rivals.com and 247Sports.com ... A two-year starter and three-year letterwinner at Crestview HS ... Recorded 26 tackles and school-record nine interceptions – which he returned 207 yards – his senior year ... Posted 39 catches for 743 yards and nine touchdowns as well, returning four kickoffs for an additional 142 yards to help the Bulldogs go 10-3 after making it to the semifinals of the state 6A playoffs ... Was selected first-team all-state as an athlete for those efforts ... A member of the Northwest Florida Daily News' "Dandy Dozen" team selected by the Northwest Florida Daily News before his senior season ... Credited with 17 stops, three interceptions and a pair of fumble recoveries when he was a junior, catching 24 passes for 493 yards and six scores as CHS won its first two playoff contests en route to a 10-1 overall record ... Helped the Tigers go 10-2 following a first-round victory in the state playoffs his sophomore season ... Lettered in basketball – where he helped CHS to the state 7A championship as a senior – and track in high school as well.

Personal: Full name is Jaden Andrew Voisin ... Born June 22, 2001, in Oklahoma City, Okla. ... Son of Ryan and Maria Voisin ... Both older brother Keon was and twin brother Devin is a current member of the Jaguar football program ... Likes to play video games and basketball in his spare

time ... Also had scholarship offers from Troy, Appalachian State, Georgia Southern and Buffalo ... Was recruited by Louisiana and Florida International as well ... Is majoring in interdisciplinary studies.

13

CHRISTOPHER WALLACE, JR.

DEFENSIVE BACK

6-0 | 193 | Sophomore | 1L
Mobile, Ala. (Mary G. Montgomery HS)

As A Freshman (2022): Played in eight games, used primarily on special teams ... Recorded one tackle, coming against Louisiana Tech (10/1).

High School Highlights: Played at Mary G. Montgomery High School ... Named the Optimist Player of the Week ... Scored five touchdowns ... Recorded four interceptions and had a fumble recovery ... Totaled 75 tackles and recorded 15 pass breakups ... Recruited by Alcorn State.

Personal: Son of Christopher and Nancy Palmer-Wallace ... Has one brother, Sterling ... Dad played at North Alabama (1986-89) and uncle, Jessie, played at Troy (1977-81).

81

JEREMIAH WEBB

RECEIVER

5-11 | 192 | R-Junior | 1L
Chicago, Ill. (South Dakota/Urban Prep Academy)

As A Redshirt Sophomore (2022): Saw action in one game, playing against Western Kentucky (12/21) in the R+L Carriers New Orleans Bowl.

South Dakota Highlights (2019-21): Will go down in Coyote lore as the man who caught the "Hail Mary" to beat fourth-ranked South Dakota State 23-20 on Senior Day inside the DakotaDome (11/13) ... It was a 57-yard touchdown catch on a play that began with one second on the clock ... The play was named the Sports Illustrated Play of the Year for 2021 and Webb and quarterback Carson Camp were invited to Sports Illustrated's Award Show where the duo accepted the award on stage on behalf of the Coyote football program ... Entered the game with three catches, but totaled six receptions for a season-high 153 yards and his first collegiate score ... Was named MVFC Newcomer of the Week for the performance ... Came back the next week to lead the team with 54 yards receiving against fourth-ranked North Dakota State (11/20) ... Caught 13 passes for 254 yards on the year ... Led the team with 19.5 yards per catch ... The 254 yards were fourth-most on the team ... During the 2020-21 season, play was reduced to four games in the spring due to COVID-19 ... Did not compete in those four games, but was not charged a year of eligibility due to NCAA rules related to the pandemic ... In 2019, he was redshirted.

High School Highlights: Lettered in football and track and field for the Lions ... Played quarterback, running back and wide receiver on offense and in the secondary on defense at Urban Prep Academy ... Was named team MVP and offensive player of the year his senior season ... Also earned a leadership award ... Is a National Honor Society member and was on the honor roll as a sophomore, junior and senior.

Personal: Son of Tasia Parker ... Studying kinesiology and sport management.

3

LA'DAMIAN WEBB

RUNNING BACK

5-7 | 210 | Senior | 11
Opelika, Ala. (Jones CC/Florida State/Beauregard HS)

As A Junior (2022): Saw action in 12 games, missing one game due to injury and was held to minimal carries in two others due to injury ... A two-time Sun Belt Conference Offensive Player of the Week honoree, finished the regular season with 1,015 rushing yards, becoming the second player in school history to rush for over 1,000 yards in a season despite missing two games ... Rushed for over 100 yards three different times on the season, including 124 yards at the Rose Bowl against UCLA, while also rushing for 152 yards and three touchdowns on the road against Arkansas State and another 247 yards and four touchdowns (both school records) on the road at Georgia Southern ... Ranked in the top 50 in seven different categories nationally, including 13th in rushing touchdowns and 10th in total touchdowns ... Also recorded 17 receptions for 184 yards out of the backfield with a touchdown ... Carried the ball 12 times against Western Kentucky (12/21) for 48 yards in the R+L Carriers New Orleans Bowl ... Finished the year with 1,067 yards on 210 carries and was named honorable mention CFN All-American.

Jones (Miss.) College Highlights: Named first-team all-Mississippi Association of Community Colleges Conference (MACCC) after leading the National Junior College Athletic Association with just under 140 yards rushing per game ... Carried 221 times for 1,399 yards and 14 touchdowns – which ranked fifth in the country – while averaging over six yards per attempt ... Added 10 receptions for 113 yards and returned 17 punts for 214 yards and a touchdowns in helping the Bobcats end up ninth in the final NJCAA rankings after posting an 8-2 overall record ... Ran for 100-plus yards in nine of 10 contests, highlighted by a 39-carry, 217-yard performance – both season-high totals – against 13th-ranked Mississippi Gulf Coast CC ... Ran for 193 yards and two touchdowns on 20 attempts in season-opening victory over Northeast Mississippi CC ... Posted 161 yards and a pair of scores in a defeat of No. 2 Northwest Mississippi CC, adding 125 yards and a touchdown in a rematch with the Rangers in the MACCC playoffs ... Gained 170 yards and scored twice in a win over Pearl River (Miss.) CC one week after rushing for 143 yards and three touchdowns in a victory over Southwest Mississippi CC ... Also had 130-plus yards and two touchdowns in back-to-back wins over East Central (Miss.) CC and Itawamba (Miss.) CC ... Was at Florida State during the 2020 season, finishing the year with 369 yards on 69 attempts to go along with nine catches for 68 yards after making three starts among his seven appearances ... Recorded a season-best 109 yards in defeat of No. 5 North Carolina ... Had nine carries for 74 yards while adding 21 more on a pair of receptions at Louisville ... Posted 55 yards and two touchdowns in victory over Jacksonville State ... Was chosen second-team All-America as well as first-team all-MACCC and all-region as a freshman at Jones in 2019 after rushing for a league-high 940 yards and 10 touchdowns ... Ranked third in the nation with 104.4 yards rushing per contest, and added 12 catches for 151 yards and a pair of scores.

High School Highlights: Prepped at Beauregard High ... Named first-team all-state and Super 12 by the Alabama Sports Writers Association as a senior after posting 1,740 yards and 23 touchdowns as the Hornets went 10-2 on the way to making the quarterfinals of the state 5A playoffs ... Became the first underclassman to win the state's Mr. Football award his junior year after running for 3,242 yards and 47 touchdowns – a state record at the time – while helping BHS finish 13-1 after claiming the state championship ... Added 13 receptions for 254 yards and three scores, also returning nine kickoffs for 372 yards and two touchdowns to be chosen the 5A Back of the Year, first-team all-state and Super 12 ... Had additional scholarship offers coming out of junior college from Indiana, Memphis, Southern Mississippi, Arkansas State, Texas State, Texas-San Antonio, Buffalo and Toledo.

10

QUENTIN WILFAWN

LINEBACKER

6-1 | 248 | R-Senior | 2L
Oxford, Miss. (Northwest Mississippi CC/Oxford HS)

As A Fifth-Year Senior (2022): Played and started four games before suffering a season-ending injury ... Recorded 18 tackles, including 14 solo ... Recorded nine tackles against Nicholls (9/3) ... Also recorded six tackles against Central Michigan (9/10) ... Recorded one quarterback hurry against Nicholls (9/3) ... Registered two tackles against UCLA (9/17) before leaving with an injury.

As A Fourth-Year Junior (2021): Played in 11 games, earning three starts ... Started games against Georgia Southern, Arkansas State, and Troy ... Recorded 45 total tackles, including 18 solo stops ... Recorded a season-high 11 tackles against Arkansas State, including six solo stops ... Also recorded nine tackles against Troy ... Finished with seven tackles against Georgia Southern including a pair of solo stops ... Recorded four or more tackles two other times on the season including five (ULM) and four (Texas State) ... Finished the season with 2.5 tackles for loss including one against Arkansas State ... Also finished with 0.5 tackles for loss in three contests - Southern Miss, Bowling Green, and Troy.

As A Junior (2020): In his first year at the NCAA Football Bowl Subdivision level appeared in seven contests ... Recorded 12 tackles – including one behind the line of scrimmage, a pass break up and a quarterback hurry ... Credited with a season-best four stops at Georgia Southern ... Followed up that performance with three tackles, all assists, at 15th-ranked Coastal Carolina ... Posted a pair of solo stops, with one for a loss of three yards, in season finale against Troy ... Also finished with two tackles and a pass defended in South's match-up with UAB ... Made one tackle in a road win at Arkansas State.

Junior College Highlights (2018-19): Earned three stars from 247Sports.com coming out of junior college, and was rated by the organization as the 13th-best inside linebacker prospect ... Was considered a two-star recruit by Rivals.com as well ... A first-team all-Mississippi Association of Community & Junior Colleges selection as a sophomore after recording team-high totals with 70 tackles, 5½ stops behind the line of scrimmage and 2½ sacks ... Also was credited with three passes broken up, a forced fumble, fumble recovery and an interception he returned 30 yards as his efforts helped the Rangers finish sixth in the final National Junior College Athletic Association poll after going 8-3 and reaching the MACJC championship game ... Posted a career-best 14 tackles, a forced fumble and a pass defended in a season-opening victory over East Central (Miss.) CC ... Had 11 stops in the MACJC title contest against eventual national champion Mississippi Gulf Coast CC, adding 10 with two for loss in a win over seventh-ranked Jones (Miss.) JC in the semifinals ... Finished with nine tackles in regular-season finale against Itawamba (Miss.) CC ... Made eight stops – two of those were for a loss – and returned an interception for a touchdown in win over Northeast Mississippi CC ... Also recorded eight tackles with one behind the line in victory at No. 8 Copiah-Lincoln (Miss.) CC ... Had 20 total stops as a freshman, including 3½ for loss, recovered a fumble and blocked a kick as a freshman to help the Rangers finish 8-2 and ranked seventh in the final NJCAA poll ... Credited with a season-high five tackles in a win at Southwest Mississippi CC.

High School Highlights: Lettered two years each in football, baseball and track at Oxford HS ... Chosen the Mississippi 5A Player of the Year and was a finalist for the WBCI EndZone Defensive Player of the Year Award as a senior after posting 169 total tackles with 4½ sacks, two fumble recoveries and four pass breakups after helping the team to an 8-4 finish and a berth in the state 5A playoffs ... Was also named SES Elite 10 that fall ... Led the 5A classification with 171 stops when he was a junior as the Chargers finished 8-5 after winning their first-round state playoff game ... Was an all-state selection each of his last two years at the prep level ... Credited with 21 tackles in games against South Panola High as a senior and Starkville HS the previous year ... Part of an OHS team that went 12-3 and advanced to the state championship game when he was a sophomore, while his freshman year the Chargers finished 13-2 after

playing for the state title.

Personal: Full name is Quentin Carter Wilfawn ... Born July 27, 1999, in Clarinda, Iowa ... Son of Jason and Angie Wilfawn ... Is the oldest of four children ... Enjoys fishing, sports and the beach in his spare time ... Was recruited by Memphis, Arkansas State, Louisiana and Charlotte in high school, and had scholarship offers from Georgia Southern, ULM and Liberty coming out of junior college ... An exercise science major.

59

**SAM
WILLIAMS**

OFFENSIVE LINE

**6-0 | 291 | R-Freshman | RS
Pascagoula, Miss. (Resurrection Catholic School)**

As A Freshman (2022): Did not see any action.

High School Highlights: Earned three letters in football at Resurrection Catholic HS ... Was selected all-region each year while helping the Eagles to a 21-12 overall record and a berth in the state playoffs every season during that span ... Credited with 150 pancake blocks as a member of RCHS's offensive line and 12 sacks on the other side of the ball during his career ... A two-year letterwinner in track for the Eagles, winning the state 1A championship in the shot put while also placing fourth in the discus as a senior ... Lettered twice in basketball and twice in golf as well, helping RCHS to the district title his freshman and sophomore years.

Personal: Full name is Sam Emery Williams ... Born Jan. 8, 2003, in Mobile, Ala. ... Son of Jason and Nora Williams ... Father, Jason, played baseball at Mobile ... Aunt, Cordelia Ward Jones, was a four-year letterwinner in basketball at Delta State from 1975-78 and is a member of the school's Athletic Hall of Fame ... Likes to fish, hunt, spend time with friends and family, play basketball and golf, and work out in his spare time ... Wants to become a television weatherman ... Major is meteorology.

18

**KEYSHAWN
WOODYARD**

RECEIVER

**6-1 | 195 | R-Sophomore | SQ
Mobile, Ala. (UMS-Wright)**

As A Redshirt Freshman (2022): Did not see any action.

As A Freshman (2021): Did not see game action his first season at the collegiate level.

High School Highlights: A three-star 247Sports.com prospect ... Lettered all four years at UMS-Wright Prep, helping the Bulldogs to a 50-5 record during that span ... That included a 33-game win streak to end his career as the program claimed three consecutive state 4A championships ... Was a first-team all-state and all-region selection as a senior after catching 50 passes for 675 yards and 10 scores ... Posted season highs with eight receptions for 112 yards in win over Escambia County HS ... Recorded seven catches for 105 yards and a pair of touchdowns in defeat of Clarke County High as well ... Had a touchdown reception in each of the Bulldogs' first three playoffs games, finishing with five catches for 53 yards in a semifinal win over Andalusia High as well ... Earned second-team all-state and all-region honors his junior year after finishing with 43 receptions for 658 yards and 12 touchdowns ... Caught nine balls for 127 yards and four touchdowns – all career-high totals – in win over Deshler High in the state championship game ... Also posted three receptions for 103 yards in win over Hillcrest HS during the regular season ... Recorded five catches in victories over Mobile Christian Academy and Williamson High as well ... Finished with 46 catches for 553 yards and six scores when

he was a sophomore ... Had a season-best 112 yards and a touchdown on five receptions in an eight-point win over Thomasville HS ... Caught season-high seven passes for 68 yards and a score in defeat of Faith Academy, adding six receptions in win over Montgomery High to open the year ... Posted 77 yards on just two catches in win over Andalusia HS in semifinals of state playoffs ... As a freshman, caught eight passes for 159 yards and two touchdowns as the Bulldogs went 9-3 after winning their first-round state playoff game ... Lettered in basketball as well in high school.

Personal: Full name is Keyshawn Donye Woodyard ... Born May 23, 2002, in Mobile, Ala. ... Son of Donye and Keysher Woodyard ... Likes to play video games, spades and bowl in his free time ... Wants to become a lead anchor at ESPN in the future ... Also received scholarship offers from Tennessee, Ole Miss, Memphis, Tulane, Troy, UAB, Southern Mississippi, Army, Colorado State and Central Michigan ... Was recruited by Alabama and LSU as well ... Is majoring in communication.

42

**ANTHONY
ZACCARO**

LONG SNAPPER

**6-2 | 227 | Junior | SQ
Melville, N.Y. (Old Dominion/St. Anthony's HS)**

As A Sophomore (2022): Did not see any action as a backup long snapper.

Old Dominion Highlights (2021): Played at Old Dominion.

44

MICHAEL
ARCHIE

LINEBACKER

6-1 | 204 | Freshman | HS
Pensacola, Fla. (Pensacola Catholic HS)

High School: Played at Pensacola Catholic High School ... Played on both sides of the football ... Also lettered in basketball and baseball.

14

COLE
BLAYLOCK

DEFENSIVE BACK

6-0 | 190 | Freshman | HS
Mobile, Ala. (UMS-Wright)

High School: A first-team all-state selection by the Alabama Sportswriters Association at running back as a senior and was a South All-Star in the annual AHSAA North-South All-Star football game ... A three-star running back according to 247Sports, led UMS-Wright to an undefeated regular season and the top ranking in 2022 ... As a junior, rushed for 1,398 yards and 19 touchdowns on 241 carries ... He also caught 12 passes out of the backfield ... Rushed for 2,029 yards and 27 touchdowns as a senior.

24

JOSH
BLEDSOE

DEFENSIVE BACK

6-0 | 170 | Freshman | HS
Lafayette, Ala. (Lafayette HS)

High School: A three-star recruit by 247Sports, earned Second-Team All-State honors from the Alabama Sportswriters Association (ASWA) as a receiver.

34

Jordan
BUCHANAN

DEFENSIVE BACK

6-1 | 168 | R-Freshman | TR
Suwanee, Ga. (Purdue/North Gwinnett HS)

Purdue Highlights (2022): Spent one season at Purdue, but did not see any playing time.

High School: Was a consensus 3-star safety coming out of North Gwinnett High School ... Earned first team all-region accolades as a senior ... Recorded four interceptions, 38 tackles and 13 pass breakups in his final year of high school ... Was a standout track and field athlete.

Personal: Full name is Jordan Michael Buchanan ... Son of Raymond and Bethlehem Buchanan ... His father was teammates played 11 seasons in the NFL (1993-2004) with the Colts, Falcons and Raiders ... His brother, Braylen, played at Tennessee and Louisiana Tech, while his brother Ray Jr. was a defensive back at Northern Iowa ... Has seven siblings: Jade, Braylen, Cedric, Ray Jr., Destiny, Aaliyah and Anthony ... Intends to major in mechanical engineering

16

JAMARIAN
BURT

DEFENSIVE BACK

6-1 | 168 | R-Freshman | TR
Ocala, Fla. (Oklahoma/Forest HS)

Oklahoma Highlights (2022): Played one seasons at Oklahoma ... Played in three games for the Sooners in 2022, primarily on special teams ... Saw action at West Virginia (11/12), vs. Oklahoma State (11/19) and at Texas Tech (11/26) ... Made one tackle at West Virginia.

High School: Rated as a four-star recruit by ESPN and a three-star prospect by 247Sports, On3 and Rivals after prepping at Forest High School in Ocala, Fla. ... Ranked as the nation's No. 27 athlete by 247Sports ... Regarded as the country's No. 54 cornerback by Rivals and No. 61 by On3 ... Rated as the 54th-best prospect in the state of Florida by 247Sports, No. 72 by On3 and No. 75 by Rivals ... Also played receiver and as a return specialist ... Also recruited out of high school by Arkansas, Florida, Utah and others ... Was originally committed to Florida.

14

KENTREL
BULLOCK

RUNNING BACK

5-11 | 200 | Junior | TR
Columbia, Miss. (Ole Miss/Columbia HS)

Ole Miss Highlights (2019-21): Played three seasons at Ole Miss before transferring ... Saw action in three contests exclusively on special teams during the 2022 season ... Did not register any stats ... Tallied a total of seven snaps on the Rebel special teams unit vs. Troy (9/3), and played primarily on kickoff and punt coverage units against Kentucky (10/1) ... Appeared in six games in 2021 as both a reserve running back and valuable member of the special teams ... Tallied 17 carries on the season for 78 total yards ... Averaged 13 yards per carry on the season ... Also hauled in one pass reception ... Had career day coming off the bench as a backup running back vs. Austin Peay (9/11) ... Tallied a career-best nine rushing attempts for 52 yards ... Registered seven carries for 28 yards vs. Tulane (9/18) ... Saw action in six contests as a true freshman in 2020, primarily on special teams ... Tallied two carries for 11 yards ... Saw first college action on special teams vs. the Razorbacks at Arkansas (10/17) ... Played five snaps on kick coverage and six on kick return vs. Auburn (10/24) ... Played a season-high nine snaps on kick coverage vs. South Carolina (11/14) ... Saw action exclusively on special teams and registered first-career tackle at LSU (12/19) ... Tallied two rushing attempts for 11 yards vs. Indiana (1/2/21) ... Member of the 2019-20 signing class ... 2020-21 SEC First-Year Honor Roll ... SEC Fall Academic Honor Roll in 2021 ... Dean's Honor Roll in fall 2020.

High School: Rated a four-star prospect by 247Sports out of Columbia High School in Columbia, Miss. ... Three-star prospect by Rivals, ESPN and 247Sports Composite ... No. 7 prospect in Mississippi, No. 23 RB in the nation, No. 268 player in the country (247Sports) ... Ranked No. 6 player in Mississippi by Rivals ... Amassed 1,966 yards rushing, 33 total touchdowns as a senior ... Over four-year high school career, ran for 4,386 yards with 60 touchdowns, adding 349 yards receiving and five scores ... Named Mississippi Class 3A Mr. Football ... Represented the Magnolia State in the Mississippi/Alabama All-Star Game ... As team captain, led Columbia High to the 3A South State title game and 13-1 record in 2019 ... Named first team Class 3A all-state by the Clarion-Ledger and first-team all-state across all classifications by MaxPreps ... Also lettered in basketball and track in high school.

Personal: Son of Lashunda Nelson ... Full name is Kentrel Lashun Devonte Bullock.

51

REED
BUYS

OFFENSIVE LINE

6-4 | 300 | R-Junior | TR
Vicksburg, Miss. (Mississippi State/Jones CC/Warren Central HS)

Mississippi State Highlights (2021-22): Did not see any game action during the 2022 season ... Appeared in two games during the 2021 season, including making his Division I debut against Kentucky (10/30) ... Redshirted initial year at Mississippi State in 2020 ... Played the 2019 season at Jones Junior College ... Appeared in six games ... Helped Jones College rush for over 200 yards in three of six appearances ... Jones College passed for 200 yards in one of six appearances ... Missed three games due to injury.

High School: Prepped at Warren Central High School.

17

BISHOP
DAVENPORT

QUARTERBACK

6-2 | 185 | R-Freshman | TR
Spring, Texas (Utah State/Spring HS)

Utah State Highlights (2022): Played in three games to preserve his redshirt season at Utah State ... Finished the season 27-of-44 (.614) passing for 245 yards with one touchdown and two interceptions, and rushed for 49 yards on 30 carries (1.6 ypc) and two touchdowns ... Made his collegiate debut at Colorado State (10/15) and was named the Mountain West Freshman of the Week as he was 3-of-9 passing for 41 yards, and carried the ball 11 times for 29 yards (2.6 ypc) and scored his first-collegiate touchdown on a 4-yard run ... Made his first-career start at Wyoming (10/22) and was 17-of-26 (.654) passing for 104 yards with one interception ... Also carried the ball 18 times for 19 yards (1.1 ypc), including a 5-yard touchdown ... Was 7-of-9 passing for 100 yards, including his first-career touchdown on a career-long 44-yard pass, against Memphis (12/27) in the SERVPRO First Responder Bowl.

High School: Three-star recruit by ESPN.com and 247Sports.com ... Named the Texas District 14-6A co-Offensive MVP and a first-team quarterback as a prep senior in 2021, and the Texas District 14-6A Overall MVP as a junior in 2020 at Spring (Texas) High School ... Threw for 7,433 yards during his prep career, as he was 486-of-714 (.681) passing with 77 touchdowns and 15 interceptions ... Also rushed for 1,667 yards on 232 carries (7.2 ypr) with 16 touchdowns as he had five 100-yard rushing games ... Was 234-of-342 (.684) passing for 3,807 yards with 41 touchdowns and 10 interceptions as a senior ... Added 766 rushing yards and seven touchdowns on 114 carries to lead the Lions to an 11-2 season ... Had 11 200-yard and seven 300-yard passing games as a senior, including a career-high 430 yards against Benjamin Davis HS, as he was 24-of-33 passing ... Threw a career-high six touchdowns against MacArthur HS and had five touchdown passes in four other games ... Rushed for a season-high 121 yards on 15 carries against Klein Cain HS ... Was 234-of-336 (.696) passing for 3,459 yards with 36 touchdowns and three interceptions as a junior ... Added 97 carries for 680 yards and seven touchdowns to help Spring HS to a 9-1 record and a first-place finish in 6A Region II District 14 ... Passed for at least 200 yards in all 10 games and had nine 300-yard games, to go along with two 400-yard outings ... Rushed for a career-high 140 yards on 10 carries and a career-best three touchdowns against Dekaney HS.

Personal: Son of Gene Davenport and Sharice Neely ... Has one brother, Bailee, who played at Utah State.

79

JORDAN
DAVIS

OFFENSIVE LINE

6-5 | 319 | R-Sophomore | TR
Fairburn, Ga. (South Carolina/ Creekside HS)

South Carolina Highlights (2021-22): Spent two seasons at South Carolina ... Did not play during the 2022 season ... Worked with the scout team ... Did not see any game action, redshirted ... Named to the SEC Fall Academic Honor Roll and the 2021-22 SEC First-Year Academic Honor Roll.

High School: Prepped at Creekside High School in Creekside Ga. ... Helped the Seminoles advance to the second round of the Georgia AAAAA state playoffs ... Named to the AJC's 5A preseason all-state team ... Considered the 140th-best player in the state of Georgia and the 124th-best offensive tackle in the country by 247 Sports Composite.

25

DAVID
DELGADO

PUNTER/KICKER

6-10 | 165 | Junior | TR
San Diego, Calif. (San Diego State/Hilltop HS)

Prior to South Alabama: Played four seasons at San Diego State ... Played in all 13 games as the team's holder for PATs and field goals during the 2022 season ... Played in one game during the 2021 season as a holder on field goals and PATs ... Played in his first career game against Boise State on Nov. 26, holding on field goals and PATs for all-Mountain West performer Matt Araiza ... Did not play in the 2020 season but was on the travel squad for all eight games ... Did not play in his first season with the Aztecs.

High School: Received two letters at Hilltop High School in Chula Vista, Calif. ... Helped the Lancers to a pair of league titles, going undefeated each season ... Was the team's special teams MVP as a senior ... According to MaxPreps, was 7-for-12 (.583) in field goal attempts and 43-for-48 (.896) in PATs ... Also was the team's punter as a senior, punting 40 times with a long of 51 yards ... Also won awards while playing on Hilltop High's soccer (coach's award) and volleyball (team leader) team ... A scholar-athlete.

Personal: David Delgado was born Nov. 9, 2001, in San Diego ... Son of Alejandra Delgado ... A criminal justice major.

26

BRIAN
DILLARD

DEFENSIVE BACK

6-2 | 190 | Junior | TR
Ocala, Fla. (Independence CC/Lake Weir HS)

Independence Community College Highlights (2022): Played one season at Independence Community College ... Played in four games for the Pirates in 2022, totaling three tackles and two pass breakups.

West Georgia Highlights (2020-21): Spent two seasons at West Georgia ... Played in 11 games for the Wolves during the 2021 season ... Recorded 24 total tackles, 17 being solo ... Had two

interceptions and two pass break ups ... Did not have 2020 season due to COVID-19.

FIU Highlights (2019): Originally signed with Florida International but redshirted the 2019 season.

High School: A three-star recruit out of Lake Weir High School in Ocala, Fla. ... Named the 6A Player of the Year by the Florida Athletic Coaches Association ... Had 80 tackles, including 13 for a loss as a senior ... Also had three interceptions, five forced fumbles and scored three defensive touchdowns ... Played on both sides of the ball, hauling in 55 receptions for 1,230 yards and 11 touchdowns.

21

JARVIS
DURR

RUNNING BACK

**5-11 | 185 | Freshman | HS
Brandon, Miss. (Brandon HS)**

High School: A three-star running back according to 247Sports ... Rushed for 689 yards during his senior season despite missing several games due to injury ... He also rushed for nine touchdowns ... During his junior season, rushed for 1,100 yards and 16 touchdowns ... Was originally committed to Louisiana Tech.

11

ANTHONY
EAGER

RECEIVER

**6-0 | 165 | Freshman | HS
Mobile, Ala. (McGill-Toolen HS)**

High School: As a junior, totaled 24 receptions for 412 yards and four touchdowns ... Also averaged 35.6 yards per kick return ... Captured state titles in track and field in three events including 110-meter hurdles, 300-meter hurdles and triple jump ... A three-star by 247Sports, he finished his senior season with over 1,000 yards receiving and 14 touchdowns, earning Second-Team All-State honors by the Alabama Sportswriters Association (ASWA).

28

GAVIN
FORSHA

LINEBACKER

**6-3 | 225 | Junior | TR
Nashville, Tenn. (Kansas State/ Tyler JC/Mount Juliet Christian)**

Kansas State Highlights (2022): Played in nine games as both a reserve linebacker and on special teams, coming away with 10 tackles, 2.5 tackles for loss, a sack and a pass breakup at Kansas State ... Tallied a season-high four tackles at TCU, which included his first-career sack ... Had two tackles, 1.5 TFLs and a pass breakup against Oklahoma State ... Also logged a pair of tackles against Texas Tech.

Tyler Junior College Highlights (2021): Played the 2021 season at Tyler JC ... Named to Dave Campbell's Texas Football All-Small College Team after totaling 45 tackles, 13.5 tackles for loss and 11.5 sacks on the year ... Led the conference and ranked fifth nationally in sacks, while he was 15th in the nation in tackles for loss ... Posted a season-high seven tackles to go along with 2.5 sacks at Kilgore College ... Tallied a pass breakup against Navarro College.

High School: A four-year letterwinner at Mount Juliet Christian Academy Dan Davis ... A two-time all-district and all-county performer who was named the team's defensive MVP ... Also participated in basketball.

Personal: Gavin Forsha was born June 5, 2002, in Nashville, Tenn. ... Son of Randall and Kerri Forsha ... Has two siblings, Nolan and Gwen ... Father, Randall, played football at Middle Tennessee State, while his brother, Nolan, played at Tyler JC ... Also has a cousin that plays football at Vanderbilt and another that plays at Rochester University ... Majoring in business.

56

ADRIAN
GRIFFIN

OFFENSIVE LINE

**6-5 | 281 | Freshman | HS
Pleasant Grove, Ala. (Pleasant Grove HS)**

High School: A three-star lineman, Griffin flipped after committing to Troy in August ... Had interest from several Power 5 schools, including Georgia Tech and Kentucky ... Played on both sides of the football for an 11-2 Pleasant Grove team that reached the state semifinals.

31

MIKE
HARRIS

DEFENSIVE BACK

**5-10 | 168 | R-Junior | TR
Phenix City, Ala. (Baylor/Central HS)**

Baylor Highlights (2020-22): Spent three seasons at Baylor ... Did not see game action during the 2022 or 2021 seasons ... Redshirted in 2020 seeing action in the opener against Kansas (9/26), did not record any stats on the season.

High School: Played for coach Jamey Dubose at Central High School in Phenix City, Alabama ... Led team to 12-2 record, including a 6-0 mark in region play ... Red Devils advanced to Alabama Class 7A championship game ... First-Team All-State selection ... Finished senior season with 75 tackles, two interceptions, one forced fumble and one fumble recovery ... Scored one touchdown ... Helped team to state championship victory in 2018 ... Totaled 48 tackles (37 solo) with seven passes broken up as a junior ... Posted 19 tackles as a sophomore in 2017 ... Consensus three-star rating ... No. 43 player in Alabama according to 247 Sports ... No. 91 corner nationally ... Rivals' No. 41 player in Alabama ... ESPN's No. 61 safety in the country ... No. 41 in Alabama ... Picked Baylor over Alabama, Arkansas, Ole Miss and Tennessee.

Personal: Son of Michael Harris and Monica Torbert ... Has two siblings, Sterlin Harris and Destiny Torbert ... Health, kinesiology and leisure studies major.

13**JAVON
IVORY****RECEIVER****6-1 | 184 | R-Senior | TR
Grove Hill, Ala. (Memphis/Clarke County HS)**

Memphis Highlights (2018-22): Played four seasons at Memphis ... Hauled in 46 receptions for Memphis for 586 yards during the 2022 campaign ... Also caught a pair of touchdown passes, while averaging 12.7 yards per reception in 12 games ... Caught at least one pass in every game played on the season, including a season-high seven against Navy for 89 yards ... Also hauled in seven receptions for 123 yards against Tulsa with a touchdown ... Caught six passes against SMU and five against Tulane ... Appeared in 11 games for the Tigers in 2021, earning 10 starts ... Totaled 29 receptions for 413 yards and three touchdowns ... Had a season-high 106 receiving yards on five catches in win over Nicholls ... Reeled in five receptions for 73 yards and two touchdowns at Temple ... Caught a season-best six receptions for 67 yards and a score in win over No. 23/24 SMU ... Member of the 8-3 Tigers who won the 2020 Montgomery Bowl... Appeared in 10 games on the season, earning six starts ... Totaled 23 receptions for 356 yards and three touchdowns on the year ... Had a season-high seven catches for 126 yards and a score in the Montgomery Bowl ... Also scored touchdowns in wins over UCF and Temple ... Appeared in three games as a true freshman in 2019, including the 84th Goodyear Cotton Bowl Classic and the first match up against Cincinnati that led to Memphis clinching a spot in the American Athletic Conference Championship game ... Earned a redshirt in 2018 ... Member of the 2019 squad that finished with a 12-2 overall record and won the AAC Championship ... Tiger 3.0 Club for the 2019 fall semester and named to the AAC All-Academic Team (2019 and 2018).

High School: Played both sides of ball (WR/DB) at Clarke County High School ... Helped lead the Bulldogs to an 11-4 record and an Alabama High School Athletic Association (AHSAA) Class 3A state playoff berth ... Clarke County advanced to the AHSAA Class 3A state semifinal round ... 2017 squad set a program scoring record with 474 points ... The defense held opponents to under 16 points a game ... Named to the 2017 Alabama Sports Writers Association (ASWA) Class 3A All-State first team (DB)... At his DB spot, logged 41 total tackles, seven interceptions and 13 PBU ... On offense at WR, hauled in 37 receptions for 644 yards with six TDs ... Also had one kick return for a TDs ... Piled up 1,092 all-purpose yards ... As a sophomore in 2016, earned ASWA Class 3A All-State second team at WR.

Personal: Son of Katina Ivory Wright and James Barnett.

49**LOGAN
LEWIS****LINEBACKER****5-11 | 225 | Freshman | HS
Metairie, La. (Archbishop Rummel HS)**

High School: Prepped at Archbishop Rummel High School.

7**GIO
LOPEZ****QUARTERBACK****6-0 | 223 | Freshman | HS
Huntsville, Ala. (James Clemens HS)**

High School: Prepped at James Clemens High School ... A three-star by 247Sports and Rivals ... Named First-Team All-State by the Alabama Sportswriters Association (ASWA) his senior season, while also playing for the North squad in the annual AHSAA North-South All-Star football game in December ... As a junior threw for 2,767 yards and 29 touchdowns and was a first-team all-state selection after helping the Jets finish with a 10-1 record ... Had scholarship offers from Troy, UAB, Jacksonville State and Charlotte, among others.

22**PJ
MARTIN****RUNNING BACK****5-10 | 205 | Freshman | HS
New Orleans, La. (De La Salle HS)**

High School: Finished with 2,248 yards rushing and 35 touchdowns (33 rushing) ... Was a first-team all-state selection in Class 4A, helping his team to an undefeated regular season.

29**WESLEY
MILLER****DEFENSIVE BACK****5-11 | 188 | R-Freshman | TR
Columbia, Miss. (Mississippi State/Heritage Academy)**

Mississippi State Highlights (2022): Did not see any game action at Mississippi State.

High School: Prepped at Heritage Academy under head coach Sean Harrison... Consensus three-star prospect by 247Sports,ESPN, Rivals and On3... 247Sports and ESPN listed him as the No. 22 player in Mississippi while On3 has him as the state's No. 17 player... Totaled 103 tackles and 18 pass breakups as a senior... Added three interceptions and five forced fumbles... Showed his skills on special teams with three kick returns for 165 yards, including an 86-yard touchdown return, as a senior... Offensively, rushed for 470 yards on 46 carries with six touchdowns and caught three passes for 41 yards... Helped Heritage to an 8-3 record and the Class 5A state semifinals as a junior... Also played baseball.

Personal: Full name is Wesley Daven Miller ... Son of Rosalyn Miller ... Has one brother, Xavier ... Majoring in fashion design.

43**TAYLOR
MILTON****LINEBACKER****6-3 | 226 | Junior | TR
Zachary, La. (New Mexico State/Zachary HS)**

New Mexico State Highlights (2019-22): Appeared in six games throughout the year for New Mexico State in 2021 ... Brought down a season-high two opponents in four separate contests ... Notched solo tackles in four contests ... In a pair of games against SEC opponents, Milton recorded multiple stops in each game ... Sophomore season was limited to just two spring games due to COVID-19 ... Played and started both spring contests, recording 10 total tackles and a quarterback hurry ... Had nine tackles, a quarterback hurry and a half tackle for loss (2/21) ... Recorded one tackle against Dixie State (3/7) ... Redshirted freshman season in 2019.

High School: Played varsity football at Zachary HS ... Led the Broncos to a 15-2 overall record and 6-0 mark in district play as a senior ... Ended his high school career with a 2018 Class 5A State Championship, taking down West Monroe, 27-24, for the team's third title in four seasons ... Helped lead the Broncos to the 2017 Class 5A State Championship as a junior ... Recorded 96 tackles in 2017 ... Added 12 pass breakups and had three sacks during his junior campaign ... Also played varsity baseball at Zachary HS.

Personal: Son of Mike and Paula Milton ... Has an older brother, Jozie ... Father played football at ULM and brother played at TCU.

17**REGGIE
NEELY****DEFENSIVE BACK****6-0 | 174 | Junior | JC
Memphis, Tenn. (EMCC/Tulane/ Briarcrest Christian School)**

East Mississippi Community College (2022): Helped lead head coach Buddy Stephens' MACCC champion East Mississippi Community College's 8-3 Lions with five pass interceptions to rank tied for fourth in NJCAA Division I football (3rd in MACCC) ... Ranked as nation's No. 23 overall junior college recruit (No. 5 CB) by On3.com ... Picked off a pair of fourth-quarter passes during EMCC's 38-27 MACCC playoff win over Mississippi Gulf Coast ... His other INTs came against Itawamba (31-yard return), Coahoma and Copiah-Lincoln ... Also ranked second on the team with eight pass breakups this past year in addition to his 33 tackles from his cornerback position ... 2022 All-MACCC/North Division honorable mention selection.

Tulane Highlights (2020-21): Spent two years at Tulane ... Made one appearance for the Green Wave in 2021, with a pair of tackles versus Morgan State ... Did not see action for Tulane as a freshman in 2020.

High School Highlights: Earned a three-star rating from 247Sports.com while at Briarcrest Christian School... Ranked 57th among 2020 recruits out of Tennessee according to 247Sports.com and 10th among wide receivers in the state according to MaxPreps.com ... Helped lead the Briarcrest Christian Saints to a 9-2 overall record in his senior year, making it to the first round of the Division II Class AAA state playoff.

21**JORDAN
NORMAN****DEFENSIVE LINE****6-3 | 239 | Freshman | HS
Hoover, Ala. (Hoover HS)**

High School: Named Second-Team All-State by the Alabama Sportswriters Association (ASWA) at defensive line after lettering at Hoover High School ... A three-star defensive lineman according to 247Sports, helped Hoover to an 11-2 record with 10 sacks as a senior ... Also finished with 68 total tackles.

18**RJ
MOSS JR.****DEFENSIVE LINE****6-4 | 266 | Freshman | HS
Biloxi, Miss. (Biloxi HS)**

High School: Prepped at Biloxi High School in Biloxi, Miss. ... Originally committed to Mississippi State ... Received three stars from ESPN.com, Rivals.com and 247Sports.com, and considered among the top-15 players in the state ... First-team all-region and second-team all-state selection at defensive end as a junior in 2020 after recording 36 solo tackles, nine tackles for loss and five sacks in nine games ... Totaled 87 tackles, 16 tackles for loss and five sacks in two seasons at Biloxi after transferring from Belle Chase (La.) High School.

40**ALESKI
PULKKINEN****KICKER/PUNTER****6-4 | 180 | Freshman | HS
Helsinki, Finland (Vuossari Lukio)**

High School: Earned All-Star honors as a punter with Helsinki Wolverines in 2022.

36**CAMERON
RUTLEDGE****DEFENSIVE LINE****6-1 | 178 | Junior | JC
McCalla, Ala. (Mississippi College/McAdory HS)**

Mississippi College (2021-22): Played two years at Mississippi College ... Recorded two tackles against Fort Lauderdale during freshman season (2021).

High School: Played at McAdory High School.

15**SHAMAR
SANDGREN****RECEIVER****6-2 | 168 | Junior | JC
Savannah, Ga. (Itawamba CC/Island HS)**

Itawamba Community College Highlights (2021-22): Played in eight games as a sophomore last season, recording 24 receptions for 480 yards ... He recorded a season-high seven receptions for 96 yards against Northeast Mississippi with a pair of touchdowns, while also recording six receptions against Northwest Mississippi ad Holmes ... Finished the season with a pair of 100-yard receiving games, and finished the season with five touchdown receptions ... As a freshman, hauled in 57 receptions for 720 yards and six touchdowns on his way to earning 2021 All-MACCC North Division First Team honors ... He recorded 13 receptions for 117 yards in his first game and followed that up with 10 receptions for 133 yards.

76**LUCAS
TAYLOR****OFFENSIVE LINE****6-5 | 330 | R-Freshman | TR
Mobile, Ala. (Mississippi State/St. Paul's Episcopal HS)**

Mississippi State Highlights (2022): Did not see any game action in 2022 at Mississippi State.

High School: Prepped at St. Paul's Episcopal School under head coach Steve Mask ... Four-star prospect per ESPN ... Among ESPN's (No. 13) and 247Sports' (No. 20) top-20 prospects in the state of Alabama ... Ranked the No. 8 offensive guard nationally by ESPN ... Three-star prospect by 247Sports and Rivals ... Considered a Top 25 player in Alabama and a Top 50 offensive player by MaxPreps ... Three-time MaxPreps All-American Four-time all-state and all-region selection ... Selected by the Reese's Senior Bowl to the 2022 Future Senior Bowl Prospect Team ... Named to AL.com's A-List among the top eight seniors in Alabama and was a finalist for the Alabama Sports Writers Association Lineman of the Year honor ... Selected to play in the Alabama-Mississippi All-Star Game and paved the way for 158 rushing yards in an Alabama win ... Team won the 2020 Class 5A state championship and went 15-0 on the year ... Named to the 2020 AL.com Fab 40.

Personal: Born Lucas S. Taylor on February 20, 2004 ... Son of Christi and Scott Taylor ... Has two sisters: Kylie and Kaytelin ... Majoring in building and construction science.

82**TRENT
THOMAS****TIGHT END****6-6 | 235 | Freshman | HS
Mobile, Ala. (Cottage Hill Christian)**

High School: Named First-Team All-State as an edge rusher by the Alabama Sportswriters Association (ASWA) at Cottage Hill Christian in Mobile, Ala. ... A two-sport athlete, Thomas also played basketball for Cottage Hill ... Recorded 130 tackles with 16 sacks.

52**JOHN
WARD****OFFENSIVE LINE****6-5 | 293 | Freshman | HS
Atmore, Ala. (Northview (Fla.) HS)**

High School: Three-star offensive lineman according to 247Sports at Northview (Fla.) High School ... Had offers from App State, Colorado State, Georgia Tech, and UAB ... Played on both sides of the football and finished his senior season with six sacks and 28 total tackles from his defensive line position in 12 games.

37**KARON
WEARY****DEFENSIVE BACK****6-2 | 174 | Freshman | HS
Columbia, Miss. (East Marion HS)**

High School: A two-way player at East Marion High School, finished with 83 tackles including 12 for loss ... Also recorded three sacks, seven hurries and three pass breakups, while intercepting one pass and blocking a punt ... On offense, he finished with nearly 1,200 all-purpose yards and 14 touchdowns.

96**ELI
WEBB****LINEBACKER****6-2 | 222 | Sophomore | TR
Fairhope, Ala. (Belhaven/Fairhope HS)**

Belhaven Highlights (2022): Played at Belhaven prior to transferring ... Named Rookie of the Week two times in 2022 ... Played in 10 games, recording 31 total tackles including 15 solo stops ... Finished with 11.5 tackles for loss, which were second-most on the roster and a team-best 8.5 sacks ... Credited with seven quarterback hurries ... Blocked a kick.

Personal: Full name is Elijah Michael Webb.

BULLOCK'S CAREER STATISTICS

Year	G	Att	Yds	Avg	TD	Rec	Yds	Avg	TD
2022	6	2	11	5.5	0	0	0	0.0	0
2021	7	17	78	4.6	0	1	2	2.0	0
2020	3	0	0	0.0	0	0	0	0.0	0
Totals	16	19	89	4.7	0	1	2	2.0	0

BURT'S CAREER STATISTICS

Year	G	Tkls	Int	TFL	PBU	FR	FC	QBH
2022	3	1	0	0	0	0	0	0
Totals	3	1	0	0	0	0	0	0

DAVENPORT'S CAREER STATISTICS

Year	G	Att	Yds	Avg	TD	C-A-I	Yds	TD
2022	3	30	49	1.6	2	27-44-2	245	1
Totals	3	30	49	1.6	2	27-44-2	245	1

FORSHA'S CAREER STATISTICS

Year	G	Tkls	Int	TFL	PBU	FR	FC	QBH
2022	2	3	0	0	0	0	0	0
Totals	2	3	0	0	0	0	0	0

HARRIS' CAREER STATISTICS

Year	G	Tkls	Int	TFL	PBU	FR	FC	QBH
2022								
2021								
2020	1	0	0	0	0	0	0	0
Totals	1	0	0	0	0	0	0	0

IVORY'S CAREER STATISTICS

Year	G	Att	Yds	Avg	TD	Rec	Yds	Avg	TD
2022	12	0	0	0.0	0	46	586	12.7	2
2021	10	0	0	0.0	0	29	413	14.2	3
2020	10	0	0	0.0	0	23	356	15.5	3
2019	3	0	0	0.0	0	0	0	0.0	0
Totals	35	0	0	0.0	0	98	1355	13.8	8

MILTON'S CAREER STATISTICS

Year	G	Tkls	Int	TFL	PBU	FR	FC	QBH
2022	4	1	0	0.5	0	0	0	0
2021	6	9	0	0	0	0	0	0
2020	2	10	0	0.5	0	0	0	0
Totals	12	20	0	1	0	0	0	0

E. WEBB'S CAREER STATISTICS

Year	G	Tkls	Int	TFL	PBU	FR	FC	QBH
2022	10	31	0	11.5	0	0	0	7
Totals	10	31	0	11.5	0	0	0	7

HEAD COACH

KANE
WOMMACK

THIRD YEAR

Kane Wommack (pronounced WAH-mick), is in his third year as the head coach of the University of South Alabama football program after being named the leader of the program on December 12, 2020 and was the youngest at the NCAA FBS level.

The Jaguars' defensive coordinator in 2016 and '17 returned to the program after working three years as linebackers' coach at Indiana, including serving as the Hoosiers' defensive coordinator his final two seasons. He was a finalist for The Broyles Award given to the top NCAA Football Bowl Subdivision assistant coach prior to being named the head coach of the Jags.

He is a member of the American Football Coaches Association (AFCA) Board of Trustees.

Year two at the helm in Mobile saw the South Alabama football program register a record-setting season in which the team won 10 games and made a trip to the R-L Carriers New Orleans Bowl.

The Jags ended the 2022 campaign with a 10-3 record and finished second in the Sun Belt Conference West Division. The 10 wins were the most of any South Alabama team during FBS play and tied the school record for wins in a season dating back to the inception of the program. South Alabama had 14 players selected to all-conference teams at the end of the year with La'Damian Webb and Yam Banks earning first-team honors and Banks earning All-American honors at the end of the year.

The program had a pair of players - Jalen Wayne and Darrell Luter, Jr. - named to the Reese's Senior Bowl and were selected to participate in the NFL Combine. James Jackson was also selected to play in the NFLPA Collegiate Bowl following the season.

In his first season in Mobile, South Alabama finished the 2021 season 5-7 and had eight players picked up honors from the Sun Belt Conference including Sun Belt Offensive Player of the Year Jalen Tolbert who became the first draftee in the NFL during the Wommack era. The Jags' Tolbert and Darrell Luter, Jr. were named First Team All-Conference, while Keith Gallmon, Jr. and Lincoln Sefcik earned second- and third-team honors respectively. Meanwhile, Jake Bentley, Jack Brooks, Wy'Kevious Thomas and Jalen Wayne earned honorable mention honors.

Prior to his return to South Alabama, Wommack was one of five finalists for the Broyles Award in the fall after his efforts helped IU post a 6-2 mark overall on the way to finishing 12th in the final Associated Press poll after earning an invitation to the Outback Bowl. His unit led the Big Ten Conference with both 17 interceptions and a 64 percent red zone defensive rate - ranking first in the country in the latter category and second in the former - while also pacing the league with 20 takeaways and 3.12 sacks per contest. The Hoosiers also finished 10th nationally in turnover margin (1.00) and were among the top 25 in scoring (20.2 points per game) and passing efficiency (120.96 rating) as well in 2020.

Following the season, seven members of the IU defense earned all-Big Ten honors including a school-record four - Jamar Johnson, Jerome Johnson, Micah McFadden and Tiawan Mullen - first-team selections. Mullen also became the first cornerback in program history to earn first-team All-America honors after being recognized by the Football Writers Association of America (FWAA) while McFadden was a third-team Associated Press All-American.

In his first year as the youngest Power 5 defensive coordinator, Wommack led IU to top-50 rankings nationally in scoring, total, rush and pass defense for the first time since 1993. His efforts helped the Hoosiers hold four opponents to three points or less, the most in one season since limiting five to three or fewer in 1945.

Wommack was the Jaguars' defensive coordinator and linebackers coach during the 2016 and '17 campaigns, leading a unit that was among the top 10 in the country in passing defense (174.6 ypg) while allowing over 10 points fewer than the previous season - the fifth-best improvement in the NCAA FBS that fall - his first year on the staff. In 2017, South was in the top 15 nationally in both red zone defense and fumble recoveries as the Jags recorded 20 takeaways both seasons he was in charge of the defense.

Under his direction, Jeremy Reaves - currently with the Washington Football Team in the National Football League - was a two-time first-team all-Sun Belt Conference selection and the program's first-ever individual to receive an individual award from the league after being named the Defensive Player of the Year in 2017. After ranking in the top 10 in the nation in both sacks and tackles for loss in 2016, Randy Allen was voted first-team all-Sun Belt while linebackers Bull Barge, Roman Buchanan, Kalen Jackson and Darrell Songy each earned all-league accolades during Wommack's two years at South.

Prior to his arrival at South, Wommack was the defensive coordinator and safeties coach at Eastern Illinois, where he helped the Panthers make a first-round appearance in the NCAA Division I Football Championship Subdivision playoffs while finishing in the top 25 of the final national poll in 2015. That fall, EIU's defense ranked second nationally in interceptions (19), third in takeaways (31), fourth in pass efficiency defense (103.0), eighth in red zone defense (67.3%) and 10th in tackles for loss (98) while Dino Fanti was named the 2015 Ohio Valley Conference co-Defensive Player of the Year. In his first year with the program, the Panthers ranked second in the league in scoring defense and fourth in takeaways as four members of the unit earned all-OVC honors.

Wommack also has experience having worked at Tennessee-Martin in 2010, Jacksonville State in '11 - where he helped the Gamecocks claim a share of the OVC championship - and Ole Miss during the 2012 and '13 seasons.

He began his collegiate playing career at Arkansas, where he was a fullback in 2005 and '06, helping the Razorbacks win the Southeastern Conference West Division title his second year. After transferring to Southern Mississippi, Wommack helped the Golden Eagles to three straight bowl appearances before earning his undergraduate degree in political science in 2009; he began his coaching career as a volunteer assistant while at the school.

Wommack and his wife Melissa have three sons: Asher, Tatum and Jones. His father, Dave, had more than 35 years of experience coaching at the collegiate level, including serving as defensive coordinator at Ole Miss before retiring following the 2016 season.

THE WOMMACK FILE

Born: April 19, 1987, in Springfield, Mo.

Education: Southern Mississippi '09, bachelor's degree in political science

Collegiate Playing Experience:

Two years, fullback, Arkansas

Three years, tight end/fullback, Southern Mississippi

Coaching Experience:

Tennessee-Martin - assistant coach, 2010

Jacksonville State - graduate assistant coach, 2011

Mississippi - graduate assistant coach, 2012-13

Eastern Illinois - assistant coach, 2014-15

South Alabama - assistant coach, 2016-17

Indiana - assistant coach, 2018-20

South Alabama - head coach, 2021-

Family: Wife, Melissa; Three sons, Asher, Tatum and Jones

OFFENSIVE COORDINATOR / QBs

MAJOR APPLEWHITE

THIRD YEAR

Major Applewhite returns to South Alabama for his third year as the offensive coordinator and quarterbacks coach.

During the 2022 season, Applewhite led an offense that featured quarterback Carter Bradley throwing for over 3,000 yards and La'Damian Webb rushing for over 1,000. The offense was at, or near the top, in every offensive category in the conference.

In his second season with the Jaguar program, Applewhite was instrumental in helping Jalen Tolbert earn the Sun Belt Conference Offensive Player of the Year honors, the first for a Jag, as Tolbert led the conference in catches, receiving yards, receiving yards per game and yards per reception - ranking third in both total yards and yards per game nationally heading into the postseason - after catching 82 passes for 1,474 yards and eight touchdowns on his way to a third round selection of the Dallas Cowboys in the 2022 NFL Draft.

That followed his first season in which the team set school season records for completions, completion percentage and passing yards per game in 2021.

He came to the South Alabama football program with experience as a head coach at the NCAA Football Bowl Subdivision level as well as multiple years working as a coordinator including in a Power Five league.

In addition to helping lead his programs to 15 postseason bowl games since entering the coaching profession, he also guided Texas to four straight bowl appearances while posting a 22-8 record as a starting quarterback for the Longhorns.

For two seasons, Applewhite served as an offensive analyst at Alabama, where he was part of a staff that helped lead the Crimson Tide to a 13-0 record, the Southeastern Conference championship and the College Football Playoff national title. Alabama's offense ended the year ranked first in the country in completion percentage (76.2%), team passing efficiency (198.99 rating), third-down conversion percentage (58.9%) and total first downs (365), while finishing among the top five nationally in scoring offense (48.5 ppg, 2nd), passing offense (358.2 ypg, 3rd) and total offense (541.6 ypg, 4th). Alabama scored more than 13 points in all 13 outings, highlighted by seven contests posting more than 50 including accomplishing the feat in both the SEC and national championship games.

In his first season back with the program the previous fall - he first worked at Alabama as offensive coordinator during the 2007 campaign - the Crimson Tide finished 11-2 and ranked eighth in both national polls following a victory over No. 14 Michigan in the Vrbo Citrus Bowl.

Applewhite was the head coach at Houston from 2017-18, leading the Cougars to a 15-10 overall mark, a 10-6 record in American Athletic Conference action and a pair of invitations to postseason bowl games. In his first season guiding the program UH defeated nationally-ranked South Florida during the regular season on the way to a 7-5 finish and an appearance in the Hawai'i Bowl, improving to 8-5 the next fall while earning an invitation to the Lockheed Martin Armed Forces Bowl.

During that time, Ed Oliver - currently with the Buffalo Bills in the National Football League - was a two-time consensus All-American after winning the Outland Trophy in 2017; he was a finalist for both the Bednarik Award and Nagurski Trophy that fall as well in addition to being a Bednarik Award semifinalist the following

season. Oliver led a group of nine individuals earning all-American Athletic Conference honors during that span, including four first-team selections. As the Cougars' offensive coordinator the previous two years, Applewhite was part of a staff that guide to a 22-5 overall record - going 13-4 in the American - during that span. In his first season running the team's offense, the Cougars won the AAC championship and defeated ninth-ranked Florida State in the Chick-fil-A Peach Bowl on the way to finishing eighth in both national polls. The following year saw Houston defeat a pair of teams ranked third in the country during the regular season as the team would go on to post a 9-4 mark after playing in the Las Vegas Bowl.

Six individuals from UH's offense earned all-conference recognition those two seasons, with Greg Ward Jr. honored twice while also being a semifinalist for the Davey O'Brien and Maxwell Awards as well as a finalist for the Manning Award.

Applewhite was the assistant head coach at Texas from 2008-10, taking on co-offensive coordinator responsibilities from 2011-13. His first season back with the program the Longhorns defeated Ohio State in the Fiesta Bowl while the next fall they would reach the BCS National Championship Game while putting together a 25-2 overall mark during that stretch. His efforts helped UT post a winning record on five occasions, win three bowl games while finishing in the top 25 of one of the national polls on three occasions during that six-season span. He also has experience serving as offensive coordinator at Rice in 2006, and was an assistant at Syracuse in 2005 after serving two years as a graduate assistant at Texas.

During his four-year playing career, Applewhite was selected the Big 12 Freshman of the Year (1998) and the league's co-Offensive Player of the Year ('99) while setting school records at the time for passing yards in a season (3,357 as a sophomore) and a career (8,353) as well as touchdown passes in a career (60). In his final appearance for the Longhorns, he was chosen the Most Valuable Player of the Holiday Bowl after throwing for 473 yards and four scores in a four-point victory over No. 20 Washington.

Applewhite - a 2002 graduate of Texas - and his wife Julie have two children: daughter Lila and son Nash.

THE APPLEWHITE FILE

Born: July 26, 1978, in Baton Rouge, La.

Education: Texas '02, bachelor's degree in sport management

Collegiate Playing Experience:

Four years, quarterback

Big 12 Conference Freshman of the Year, 1998; Co-Offensive Player of the Year, 1999

Most Valuable Player, 2001 Holiday Bowl

Coaching Experience:

Texas - graduate assistant coach, 2003-04

Syracuse - assistant coach, 2005

Rice - assistant coach, 2006

Alabama - assistant coach, 2007; analyst, 2019-20

Texas - assistant head coach, 2008-13

Houston - assistant coach, 2015-16; head coach, 2017-18

South Alabama - assistant coach, 2021-

Family: Wife, Julie; One daughter, Lila and one son, Nash

DEFENSIVE COORDINATOR / SAFETIES

COREY
BATOON

THIRD YEAR

Corey Batoon enters his third year as the defensive coordinator for South Alabama.

A two-time nominee for the Broyles Award, Batoon led the Jags' defense that was near the top of the conference in each category. He was instrumental in helping Darrell Luter, Jr. get drafted in the fifth round of the San Francisco 49ers.

A Broyles Award Nominee in 2021 after the team allowed the fewest rushing and total offense yards since the program moved up to the NCAA Football Bowl Subdivision level in 2012. They also matched school season records with 15 interceptions and 25 total takeaways, while recording the second-highest sack total in program history as well.

He also works with the Jaguars' safeties, the same position group he guided for the Flames in 2020 as they finished 10-1 overall – including earning wins at Virginia Tech and Syracuse before capping the season by defeating Coastal Carolina in the FBC Mortgage Cure Bowl – to end up in the top 20 of both the final Associated Press and coaches' polls. In his only season with the program, Batoon helped LU rank among the top 25 in the country in total defense (317.7 ypg, 11th), passing yards allowed (184.9 ypg, 12th), third-down conversion defense (31.9%, 14th), scoring defense (20.5 ppg, 22nd) and interceptions (11, 23rd).

Prior to joining the staff at LU, Batoon was the defensive coordinator and safeties coach for two years at Hawai'i. In his first season with the program the Rainbow Warriors finished 8-6 after earning a bid to the Hawai'i Bowl, with UH improving to 10-5 in 2019 as the team won the Mountain West Conference West Division title and earned a berth in the league championship game before going on to defeat BYU in the Sofi Hawai'i Bowl. During those two seasons, seven individuals garnered all-Mountain West recognition.

Batoon served as co-defensive coordinator – working with both safeties and special teams – at Florida Atlantic in 2017, helping engineer one of the biggest improvements in the nation after the Owls finished 11-3 following wins in the Conference USA championship game and the Cheribundi Boca Raton Bowl; that included beating Akron 50-3 in the latter contest. Following the season, nine members of FAU's defense earned all-Conference USA honors including a pair of safeties who were named first-team all-league, while all three of the team's specialists were honorable mention all-conference.

He was on the staff at Ole Miss for five years prior to his stint at FAU, first as Assistant AD for both player development and recruiting operations/defensive assistant from 2012-14 before serving as an assistant coach working with safeties and special teams coordinator for two seasons. During his time with the program, the Rebels participated in four postseason bowl games – highlighted by a victory over No. 16 Oklahoma State in the 2016 Sugar Bowl – while finishing among the top 15 in the final recruiting rankings four straight years. His efforts helped a pair of defensive backs pick up all-Southeastern Conference from multiple organizations in 2015 while the Rebels' placekicker and kick returner were honored by several media outlets the following fall.

Batoon worked with defensive backs and special teams at Arkansas State from 2009-11, where in his last season the Red Wolves posted their first-ever 10 win season after claiming the Sun Belt Conference title and earning a bid to the GoDaddy.com Bowl.

He began his career as an assistant coach at Pierce (Calif.) J.C. (1991-92), going on to coach at St. Mary's (1993-95) and Central Missouri State (1996) before making the move to the NCAA Football Championship Subdivision. After a year at Montana (1997), Batoon was the assistant head coach and defensive coordinator at Northern Arizona from 1998-08, during which time the Lumberjacks qualified for the playoffs on three occasions – highlighted by a quarterfinal appearance during the 2003 campaign – and won two Big Sky Conference titles.

Batoon is a graduate of Long Beach State, where he played football for two seasons before earning his degree in political science in 1991. He would go on to add a master's degree in health and physical education and recreation in 1996 from St. Mary's. Batoon and his wife Stacy have two daughters, Brandy and Summer.

THE BATOON FILE

Born: Oct. 1, 1968, in Honolulu, Hawai'i

Education: Long Beach State '91, bachelor's degree in political science
Saint Mary's (Calif.) '96, master's degree in health and physical education and recreation

Collegiate Playing Experience:

Two years, safety, San Diego J.C., 1986-87

Two years, safety, Long Beach State, 1988-89

Coaching Experience:

Pierce (Calif.) J.C. – assistant coach, 1991-92

Saint Mary's (Calif.) – assistant coach, 1993-95

Central Missouri State – assistant coach, 1996

Montana – assistant coach, 1997

Northern Arizona – assistant head coach, 1998-08

Arkansas State – assistant coach, 2009-11

Ole Miss – Assistant AD for Player Development, 2012; Assistant AD for Recruiting Operations/Def. Asst., 2013-14;

assistant coach, 2015-16

Florida Atlantic – assistant coach, 2017

Hawai'i – assistant coach, 2018-19

Liberty – assistant coach, 2020

South Alabama – assistant coach, 2021-

Family: Wife, Stacy; Two daughters, Brandy (25) and Summer (22)

ASSISTANT COACH / RUNNING BACKS

ANTONIO
BRADFORD

SECOND YEAR

Antonio Bradford joined South Alabama's coaching staff in April 2022 where he serves as running backs coach. Bradford served as an offensive analyst at Austin Peay during the 2021 season. He had moved into the role of tight ends coach prior to the start of spring practice.

Last season, he helped La'Damian Webb earn all-conference honors who became just the second player to rush for 1,000 yards in a season for South Alabama.

Freshman wide receiver Drae McCray became the first AP receiver to record 200-plus yards in a single game since the 2001 season and he was the fourth Gov to eclipse the 200-yard receiving mark in a game in program history with his 237-yard performance in the season finale against Tennessee Tech. McCray's 237 receiving yards tied for the third-best single-game mark in the FCS during the 2021 season and was the best performance by an FCS freshman.

Sophomore quarterback Draylen Ellis threw 33 career touchdowns, which passed Jeremiah Oatsvall (30) for the fourth-most touchdown tosses in program history. Ellis' 19 touchdown passes during the season ranked as the fourth-best single season mark in program history. He finished the season with 2,626 passing yards, which was the third-best single-season total in Austin Peay history, and just the sixth 2,000-yard passing season by a Gov ever. Running back Ahmaad Tanner recorded 11 rushing touchdowns in 2021, which was tied with Kentel Williams (2019) as the sixth-best season in program history. Tanner's 2,425 career rushing yards rank as the seventh-most in Austin Peay history, he is one of just nine Goves to rush for 2,000-yards in a career.

Prior to his arrival in Clarksville, Bradford spent six seasons as the tight end and offensive tackle coach at Tennessee State. In 2016, Bradford helped in the training of All-American Jessamen Dunker who went on to sign a free agent contract with the New York Giants.

Before joining the Tigers, Bradford spent 10 seasons at his alma mater Alabama State, ultimately becoming the Hornets' associate head coach. His offensive line groups helped ASU's offense rank among the FCS' Top 15 in rushing yards in back-to-back seasons. In 2014 the Hornets rushed for 235.5 yards per game, 12th among all FCS teams, finishing the season with a 7-5 record. The previous season, they averaged 236.3 yards per game, good for 14th among FCS teams and an 8-4 record.

Throughout his tenure, he also served as video coordinator, assistant recruiting coordinator, assistant head coach and interim head coach for ASU. Bradford also played for the Hornets and was a three-year starter (2002-04) at left guard, helping the ASU to back-to-back Southwestern Athletic Conference Eastern Division titles in 2003 and 2004, and the program's second SWAC football championship in 2004.

Bradford was a college teammate of current South Alabama defensive line coach Landius Wilkerson at Alabama State in the early 2000s - Wilkerson at left tackle and Bradford at left guard.

Bradford and his wife, Faith, have one daughter, Autumn.

ASSISTANT COACH / TIGHT ENDS

ROB
EZELL

THIRD YEAR

Rob Ezell brings national championship experience both as a student-athlete and a staff member as he begins his third season on the University of South Alabama football staff serving as tight ends coach.

During the 2022 season, he helped DJ Thomas-Jones to 24 catches and preseason honors for the 2023 season.

Two seasons ago, he helped coach Lincoln Sefcik to third team All-Sun Belt honors in his first year with the program as he posted 32 receptions for 218 yards and five touchdowns, the highest total recorded by an individual at the position since current Seattle Seahawk Gerald Everett had eight during the 2015 season.

Ezell spent five years on the staff at Alabama, where after beginning as a graduate assistant in 2016 - aiding current Oregon head coach Mario Cristobal with the offensive line and tight ends - he moved to an offensive analyst role his last four seasons with the program. During that time, the Crimson Tide posted a 65-5 overall mark and a 39-3 record in Southeastern Conference play while winning the College Football Playoff championship in 2017 and '20 and reaching the title game on two other occasions.

As a graduate assistant at Colorado State from 2012-14, Ezell worked with wide receivers and quarterbacks and helped the Rams go 18-9 overall with an 11-5 record in Mountain West Conference action his final two years with the program. CSU capped an 8-6 campaign in 2013 with a 48-45 victory over Washington State in the Gildan New Mexico Bowl, while the following season the Rams posted a 10-3 mark after participating in the Royal Purple Las Vegas Bowl.

Ezell is a 2011 Alabama graduate, earning a business degree while a walk-on with the Crimson Tide program; when the team won the national championship in 2009 and again the following fall. He began his coaching career as a student assistant there before going on to receive his master's degree in adult education from Colorado State in 2014.

A four-year starter as a quarterback at Athens High, Ezell was twice named first-team all-state by the Alabama Sports Writers Association and was selected by the organization as the 5A Back of the Year as a senior after helping lead the Golden Eagles to the state title that season and was named the MVP of the state championship game.

ASSISTANT COACH / CORNERBACKS

JAY
HOPSON

FIRST YEAR

Jay Hopson joined the South Alabama coaching staff during the spring of 2023 as the cornerbacks coach after a two-year stint as the Director of High School Relations at Mississippi State.

Prior to his time at Mississippi State, Hopson was the head coach at Southern Miss (2016-20) and Alcorn State (2012-15). During his time at Southern Miss, Hopson finished 28-23 with four winning seasons, resigning his position after the 2020 season opener. During his first season with the Golden Eagles, Hopson led the team to their first win over an SEC opponent since 2000 when they defeated Kentucky and later earned a bid to the R+L Carriers New Orleans Bowl.

In his second season, he led the team to eight wins and a bowl bid before a six-win season in his third year at the helm. In his final full season, Hopson led Southern Miss back to the postseason for the third time in four years. He coached 11 first team Conference USA selections and coached four former players who were drafted into the NFL.

Prior to the Southern Miss, Hopson served as the head coach at Alcorn State. During his tenure there, Hopson led the Braves to a 32-17 record and consecutive Southwestern Athletic Conference championships the last two seasons. Alcorn State also recorded at least nine victories in each of the last three seasons, including a 10-3 mark in 2014 and following this season, Hopson led the Braves to the inaugural Celebration Bowl, a postseason football bowl featuring two standout programs from Historically Black Colleges and Universities (HBCU). His team also captured the SBN Black College Championship in 2014.

Prior to his arrival at Lorman, Hopson worked as linebackers coach for two seasons at Michigan (2008-09) and worked as defensive coordinator at Memphis during the 2010 and 2011 campaigns. His first two stints at Southern Miss as an assistant coach came from 2001-03 (defensive backs) and then again from 2005-07 (linebackers, defensive coordinator). Hopson's defensive units led Conference USA in scoring defense each of his three seasons as defensive coordinator. In 2006, the Golden Eagles led C-USA in third down defense and red zone defense while his 2005 unit led the league in turnovers forced per game as well as led the nation in fumbles gained.

During his first stint with the Golden Eagles, the defensive unit led the nation in fewest passing touchdowns allowed and finished fourth nationally in pass efficiency defense in 2002. Southern Miss led C-USA and finished fifth nationally in pass defense during the 2003 season and each year during that stretch, Southern Miss ranked in the Top 15 nationally in scoring defense. Hopson spent 2004 at his alma mater, the University of Mississippi, as defensive backs coach and was the program's recruiting coordinator. The Rebels' pass defense improved from 109th nationally in 2003 to 49th during the 2004 campaign.

His coaching experience also includes positions at Marshall (1996-2000) and Delta State (1993) as defensive backs coach. He was a member of the Herds' 1996 NCAA I-AA National Championship staff and coached the team to four straight Mid-American Conference championships. Hopson also held defensive graduate assistant positions at Florida (1995), LSU (1994) and Tulane (1992). He helped the Gators to the Southeastern Conference championship and played for the national championship in the Fiesta Bowl.

Hopson and his wife, Michelle, have two daughters, Hyde and Hannah.

ASSISTANT COACH / WIDE RECEIVERS

MICHAEL
SMITH

THIRD YEAR

With over 25 years of experience as an assistant at the NCAA Football Bowl Sub-division level – all but two of those with a Power 5 school – Michael Smith enters his third season as the University of South Alabama's wide receivers coach.

Last season, he helped guide a trio of receivers to a record-breaking year and led Jalen Wayne to signing as an undrafted free agent with the Buffalo Bills.

Two seasons ago, Smith was instrumental in helping Jalen Tolbert earn the Sun Belt Conference Offensive Player of the Year honors, the first for a Jag, as Tolbert led the conference in catches, receiving yards, receiving yards per game and yards per reception - ranking third in both total yards and yards per game nationally heading into the postseason - after catching 82 passes for 1,474 yards and eight touchdowns on his way to a third round selection of the Dallas Cowboys in the 2022 NFL Draft. Two other receivers, Jalen Wayne (53) and Caulin Lacy (41) each had over 40 receptions on the season. Most recently, he was on the staff at Kentucky for two seasons during which time the Wildcats posted an 18-8 overall mark while winning both bowl games; that included finishing in the final top 25 rankings with a 10-3 record following a win over Penn State in the Vrbo Citrus Bowl in 2018. His efforts helped Lynn Bowden Jr. earn all-Southeastern Conference honors both years as an all-purpose player, highlighted by being named first-team all-league in 2019. In five years coaching wide receivers at Arkansas from 2013-17, Smith was part of a staff that helped lead the Razorbacks to three bowl appearances. That included a 7-6 finish following a victory in the Texas Bowl his second season and an 8-5 record the next year when UA defeated Kansas State in the AutoZone Liberty Bowl.

Smith served in multiple capacities as a member of K-State's staff for 16 years. He started in the profession as a student assistant for the Wildcats in 1993, and was a graduate assistant during the 1995 and '96 campaigns as the program posted a combined 28-7-1 record while appearing in a bowl each of those year, highlighted by victories in the Copper and Holiday Bowls. He was the Wildcats' running backs coach from 1997-05, a span that saw the team record six seasons with a double-digit win total, finish in the top-10 of the final national polls on five occasions, and seven bowl appearances including victories in the 1997 Fiesta Bowl and 2000 Cotton Bowl. Smith rejoined the K-State staff in 2009 as wide receivers coach, and over the next four years helped the Wildcats to three bowl berths including invitations to the Cotton and Fiesta Bowls his final two seasons when the program posted a combined 21-5 record and 15-2 mark in Big 12 Conference play. In 2006 Smith helped Rice garner an invite to the R+L Carriers New Orleans Bowl while serving as the Owls' running backs coach, while he worked with both running backs and inside wide receivers the next two years at Arizona as the Wildcats went 8-5 after appearing in the Las Vegas Bowl in 2008. Not only did Smith help K-State to a 143-56-1 mark in his time on the staff, he has been a part of more than 200 victories as a coach at the collegiate level.

A four-year letterwinner at Kansas State, Smith twice earned All-America honors and was named to the all-Big Eight Conference team on two occasions as a wide receiver. He received his undergraduate degree from the school in social science in 1995.

Smith and his wife Karyn are the parents of three daughters – Kylie, Kenzie and Kamryn – and son, Kason.

ASSISTANT COACH / OFFENSIVE LINE**GORDON
STEELE****THIRD YEAR**

Gordon Steele enters his third season as the Jaguars' offensive line coach in 2023.

During the 2022 season, the line was instrumental in helping anchor an offensive line that produced the second 1,000-yard rusher in school history and over a 3,000-yard passer. They helped the Jags average 423.8 yards per game of total offense per game and gave up just 1.83 sacks per game on the season

In his second year with the program, the offensive line helped the Jags average 382.4 yards per game of total offense, including 110.9 yards rushing. They also helped the Jags convert on 33 percent of third down conversions and 64 percent on fourth down conversion, while also allowing the offense to throw for 256 yards.

Steele served as an analyst at Alabama the last three seasons, during which time the program has gone 38-3 while posting a 24-2 mark in Southeastern Conference play. That included helping the Crimson Tide to the College Football Playoff national title last fall after going 13-0 overall – including a 10-0 record in the league prior to winning the SEC championship game – as UA made its second appearance in the national championship contest in his time on the staff. Steele's first fall with the Crimson Tide saw the team finish 14-1, while they were 11-2 in 2019 following a victory over 14th-ranked Michigan in the Vrbo Citrus Bowl.

His role at Alabama included responsibilities assisting in the team's run game plan and protections, short yardage and goal line plans and analysis of upcoming opponents' fronts and pressures.

Steele was originally was a member of the Jaguar coaching staff in 2017, beginning the year as a graduate assistant but earning a promotion to tight ends coach after the departure of another individual. In addition to aiding in the team's weekly run game plan – including short-yardage and goal line situations – he was responsible for recruiting as well as monitoring the academic performance of his group.

He spent three years coaching at Murray State, working with tight ends during the 2014 campaign before serving as the Racers' offensive line coach the next two seasons. While a graduate assistant at LSU from 2011-13, Steele worked on a staff that helped the Tigers to a 33-7 overall record during that stretch which included reaching the BCS national championship game his first season at the school as well as a victory over Iowa in the Outback Bowl his last.

Steele was a four-year letterwinner at Valdosta (Ga.) State, where he was a member of teams that claimed the NCAA Division II national championship in 2007 and the Gulf South Conference title three seasons later. After earning his undergraduate degree from the school in 2010, Steele would go on to receive his master's degree from LSU in 2013.

He and his wife Melissa have two children, daughter Sawyer Kate and son Andrew.

ASSISTANT COACH / DEFENSIVE LINE**LANDIUS
WILKERSON****THIRD YEAR**

Landius Wilkerson begins his third year as defensive line coach at the University of South Alabama.

Last season, the Jags were near the top of the conference rush defense led by Wy'Kevious Thomas and Jamie Sheriff.

Wilkerson came to South after serving as defensive line coach and recruiting coordinator at Chattanooga in 2020.

He coached defensive ends the previous two seasons at Jacksonville State, helping the Gamecocks finish .500 or better both years including going 9-4 – with a 7-1 mark to claim the Ohio Valley Conference championship – after advancing to the second round of the FCS playoffs in 2018. That fall, his efforts contributed to JSU finishing second nationally in third-down conversion defense while also ending up among the top 15 in tackles for loss (seventh) and total defense (15th).

He was an assistant at Huntingdon (Ala.) from 2010-17, a stretch that saw the Hawks finish with a winning record each year including posting a 42-12 overall mark highlighted by a 31-5 record in the USA South Conference over his last five seasons. Wilkerson helped HC win the league title after going 7-0 in both 2015 and '17, with the program competing in the NCAA Division III playoffs each of his last three years on the staff featuring a victory in opening round in 2015.

Under his direction, D.J. Chappell became the Hawks' first All-American in school history in 2012 while Heath McCray was an honorable mention All-America selection in 2015. In five years, he had one individual named the USA South Defensive Rookie of the Year and six all-conference performers as well.

Wilkerson was a team captain and three-year starter as an offensive lineman at Alabama State, earning all-Southwestern Athletic Conference honors while helping the Hornets claim the league title in 2004. He also participated in track before receiving his undergraduate degree from ASU in mathematics education in 2005.

Wilkerson – who would go on to add a master's degree in instructional leadership from Tennessee Tech in 2008 – also was an assistant at McMinn Central (Tenn.) High for five seasons.

He and his wife Melody have two daughters, McKenzie and Ava.

SPECIAL TEAMS COORDINATOR

TRE'
WILLIAMS

FIRST YEAR

Tre' Williams joined the South Alabama coaching staff in the spring of 2023 after a one-year stint as the linebackers coach and special teams coordinator at Arkansas-Monticello.

Prior to his stop at Arkansas-Monticello, Williams spent time at Central Florida as a graduate assistant working with the linebackers. He managed game day preparation under the direction of the defensive coordinator and led linebacker meetings. Prior to his time at UCF, Williams began his coaching career at Thompson High School as the linebackers coach in 2020.

During his time at Central Florida, he helped recruit the top class in program history and coached a Second Team PFF and All-AAC linebacker. While at Thompson, he helped the team finish undefeated and win the AHSAA Class 7A state championship.

Following the conclusion of collegiate career, Williams worked with the recruiting personnel at Auburn where he supervised a team of recruiters and ensured a cohesive work environment and worked with data analytics with over 200 student-athletes.

A decorated high school and collegiate player, Williams played professionally for the XFL Wildcats in Los Angeles (Calif.) where he was the starting middle linebacker.

Williams was named a team captain and was a second team All-SEC selection at linebacker at Auburn during his playing career. During his four-year career, Williams totaled 188 total tackles, 10 tackles for loss, and 3.5 sacks.

He received his Bachelor of Arts in Communication from Auburn in 2017.

ASSISTANT COACH / LINEBACKERS

WILL
WINDHAM

THIRD YEAR

Will Windham enters his third season as linebackers coach at the University of South Alabama.

Last season, Windham coached All-American Trey Kiser and all-conference performer James Miller to the top of the leader board in tackles for the Jags. He was also instrumental in the play of Quentin Wilfawn and Ke'Shun Brown before their injuries.

Two seasons ago, he was part of a defense that allowed the fewest rushing and total offense yards since the program moved up to the NCAA Football Bowl Subdivision level in 2012. They also matched school season records with 15 interceptions and 25 total takeaways while recording the second-high sack total in program history as well.

He came to South after working the last three seasons at Kent State, where he started as the program's inside linebackers coach before shifting to safeties. His efforts helped the Golden Flashes to a five-win improvement in 2019 as they would end the campaign 7-6 after claiming the school's first-ever postseason bowl victory with a defeat of Utah State in the Tropical Smoothie Cafe Frisco Bowl. KSU posted another winning season in 2020 after going 3-1.

Windham was a defensive quality control coach at Georgia for two years prior to his arrival in Kent, where he was part of a staff that helped lead the Bulldogs to the 2017 Southeastern Conference title and a berth in the College Football Playoff national championship game. His first season at UGA saw the Bulldogs win nine contests including the Liberty Bowl.

He began his coaching career at Saint Stanislaus Prep – where his efforts helped the Rocks win the 4A state championship in 2009 – before becoming a graduate assistant coach at Mississippi State. He has also worked as a graduate assistant coach at Penn State and was the defensive line coach at Davidson during the 2015 season.

Windham – who received his bachelor's degree from Mississippi State in 2007 and his master's degree from the school in '12 – and his wife Whitney have two children, son Tyler and daughter Breckyn.

ASST HEAD COACH / ATH PERFORMANCE**MATT
SHADEED****THIRD YEAR**

Matt Shadeed is in his third year as assistant head coach and director of football athletic performance at the University of South Alabama.

He joined the Jaguar staff after serving as director of sports performance at Massachusetts for two seasons, where he was responsible for the physical, mental and emotional development on and off the field for the football program.

Prior to his stint at UMass, Shadeed was the director of athletic performance at Baylor for two seasons. During that time he worked with the women's basketball team, helping the Bears go 70-3 overall and 36-0 in the Big 12 Conference while claiming the league tournament both years. His first season on the staff BU finished 33-2 and advanced to the Sweet 16 of the NCAA Tournament, while the following year the Bears posted a 37-1 mark on the way to the NCAA Championship.

Shadeed was Assistant AD for Athletics Performance at Arkansas State for three seasons, during which time the Red Wolves' football program participated in a postseason bowl game each fall while posting a 20-4 record in Sun Belt Conference play as they won the league title in both 2015 and '16. His efforts helped A-State post a 9-4 mark while going undefeated in the league during the 2015 campaign, with the team going 8-5 and 7-1 in the Sun Belt his final season highlighted by a 31-13 victory over Central Florida in the AutoNation Cure Bowl.

He was an assistant strength and conditioning coach at Ole Miss during the 2012 and '13 seasons after working with the women's basketball and softball teams at Southern Mississippi in 2011.

Shadeed graduated from Southern Miss with a bachelor of science degree with an emphasis in exercise science in 2009, and after serving an internship at LSU he completed his master of science degree with an emphasis in athletic administration at Nova Southeastern in 2012 while working as assistant strength and conditioning coach for the Sharks.

Shadeed and his wife Emily have two sons, Bear and Benny.

OTHER 2023 STAFF

Jon Clark	Assistant Athletic Director/Chief of Staff
Mark Hewes	Assistant Athletic Director, Equipment
Doug Ruse	Quality Control Analyst (Offense)
Kyle Skierski	Quality Control Analyst (Defense)
Cameron Cleminson	Graduate Assistant (Defense)
Adam Mann	Graduate Assistant (Offense)
Eric Ponio	Graduate Assistant (Offense)

TBA	Senior Athletic Trainer
Dr. Andy Harcourt	Team Medical Director/Primary Care Sports Medicine
Dr. Brad Clay	Team Orthopedic Surgeon

Cody Stout	Assistant Director of Strength and Conditioning/Football
Gaines Jordan	Strength and Conditioning Intern
Malcolm Lee	Strength and Conditioning Intern

Kendrick Wright	Coordinator of Football Ops
Drew Dunn	Director of Player Personnel
Eric Collier	Director of Football Development
John Taylor	Defensive Scouting Coordinator
David Hernandez	Offensive Scouting Coordinator

Katie Bianco	Director, Football Recruiting
Taylor Hughes	Recruiting Intern
Laney King	Recruiting Intern

Clay Patterson	Director Football Video
Drew Wick	Coordinator of Digital Media

SCHEDULE / RESULTS

2022 SCHEDULE / RESULTS		10-3 (7-1 SUN BELT)		
DATE	OPPONENT	W/L	SCORE	ATT
Sept. 3	NICHOLLS	W	48-7	15,101
Sept. 10	at Central Michigan	W	38-24	17,205
Sept. 17	at UCLA	L	31-32	29,344
Sept. 24	LOUISIANA TECH	W	38-14	17,939
Oct. 1	at Louisiana*	W	20-17	20,671
Oct. 15	ULM*	W	41-34	15,549
Oct. 20	TROY*	L	6-10	25,450
Oct. 28	at Arkansas State*	W	31-3	11,714
Nov. 5	at Georgia Southern*	W	38-31	17,084
Nov. 12	TEXAS STATE*	W	38-21	14,518
Nov. 19	at Southern Miss*	W	27-21	24,032
Nov. 26	OLD DOMINION*	W	27-20	11,407
Dec. 21	vs. Western Kentucky	L	23-44	13,456

TEAM STATISTICS

TEAM STATISTICS	South Alabama	Opponents
SCORING	31.23	21.31
Total	406	277
FIRST DOWNS	292	242
Rushing	107	77
Passing	168	128
Penalty	17	37
RUSHING	2019	1206
Yards Gained	2289	1568
Yards Lost	270	362
Attempts	504	368
Average Per Attempt	4.0	3.3
Avg. Per Game	155.3	92.8
Touchdowns	19	8
PASSING	3487	3102
Att-Comp-Int	448-291-12	473-282-13
Avg. Per Attempt	7.78	6.56
Avg. Per Game	268.23	238.62
Touchdowns	28	22
TOTAL OFFENSE	5506	4308
Total Plays	952	841
Avg. Per Play	5.8	5.1
Avg. Per Game	423.5	331.4
Touchdowns	50	32
RETURNS		
Kickoff: Average	22.42	19.06
Kickoff: Total	26-583	34-648
Punt: Average	9.38	11.50
Punt: Total	24-225	16-184
INT: Average	8.77	10.00
INT: Total	13-114	12-120
KICKING		
Punt: Avg. Yards Per Game	43.07	42.37
Punt: Net Average	38.44	37.82
Punt: Total Yards	57-2455	67-2839
FG: Good-Attempts	18-19	18-24
Onside Kicks	0-1	0-4
PENALTIES		
Avg. Per Game (YDS)	70.77	49.08
Total-Yards	101-920	67-638
TIME OF POSSESSION		
Avg. Per Game	32:18	27:19
Total	06:59:59	05:55:01
MISCELLANEOUS		
3rd Down Conversions	84-195 (43.08 %)	55-177 (31.07 %)
4th Down Conversions	17-29 (58.62 %)	15-26 (57.69 %)
Fumbles-Lost	11-4	12-7
Sacks-Yards Lost	28-216	26-176
PAT: Good-Attempts	46-48	29-29
Misc. Yards	0	0
Red Zone: Attempts-Scores	45-53	32-42
Red Zone: Touchdowns	33-53	18-42

INDIVIDUAL STATISTICS

SCORE BY QUARTERS	1ST	2ND	3RD	4TH	OT	TOTAL
South Alabama	105	91	101	100	-	406
Opponents	82	70	45	87	-	277

RUSHING	G	ATT	GAIN	LOSS	NET	AVG	TD	LG	YPG
Webb, La'Damian	12	209	1090	27	1063	5.1	13	69	88.58
McReynolds, Braylon	11	59	331	5	326	5.5	0	64	29.64
Lee, Marco	13	67	252	5	247	3.7	4	32	19.00
Wells, Omni	13	57	249	7	242	4.2	0	44	18.62
Avery, Terrion	3	21	83	1	82	3.9	0	14	27.33
Bradley, Carter	13	68	207	157	50	0.7	2	18	3.85
Justice, Todd	11	2	34	0	34	17.0	0	30	3.09
Trotter, Desmond	5	6	41	14	27	4.5	0	18	5.40
Lacy, Caullin	13	1	2	0	2	2.0	0	2	0.15
McGee, Tanner	1	1	0	11	-11	-11.0	0	0	-11.00
Team	13	12	0	43	-43	-3.6	0	0	-3.31
Total	13	504	2289	270	2019	4.0	19	69	155.31
Opponents	13	368	1568	362	1206	3.3	8	55	92.77

PASSING	G	EFF	C-A-I	PCT	YDS	TD	LG	AVG
Bradley, Carter	13	146.42	276-427-12	64.64 %	3343	28	64	257.15
Trotter, Desmond	5	135.48	15-20-0	75.00 %	144	0	30	28.80
McGee, Tanner	1	0.00	0-0-0	0.00 %	0	0	0	0.00
Team	13	0.00	0-1-0	0.00 %	0	0	0	0.00
Total	13	145.60	291-448-12	64.96 %	3487	28	64	268.23
Opponents	13	124.56	282-473-13	59.62 %	3102	22	83	238.62

RECEIVING	G	NO	YDS	AVG	TD	LG	AVG
Lacy, Caullin	13	65	816	12.55	6	44	62.77
Voisin, Devin	13	64	871	13.61	5	47	67.00
Wayne, Jalen	13	58	815	14.05	9	64	62.69
McReynolds, Braylon	11	21	226	10.76	1	33	20.55
Webb, La'Damian	12	21	213	10.14	2	28	17.75
Thomas-Jones, OJ	12	24	227	9.45	4	19	18.92
Wells, Omni	13	14	73	5.21	0	17	5.62
Sefcik, Lincoln	13	13	111	8.54	1	24	8.54
Townsend, Jay'juan	8	4	62	15.50	0	30	7.75
Pritchett, Jamaal	8	2	24	12.00	0	12	3.00
Hopper, Jacob	11	2	21	10.50	0	13	1.91
Justice, Todd	11	1	15	15.00	0	15	1.36
Avery, Terrion	3	1	14	14.00	0	14	4.67
Wortham, Christian	6	1	-3	-3.00	0	0	-0.50
Crum, Brandon	9	0	0	0.00	0	0	0.00
Total	13	291	3485	11.98	28	64	268.08
Opponents	13	282	3104	11.01	22	83	238.77

INDIVIDUAL STATISTICS**TOTAL OFFENSE**

	G	PLAYS	RUSH	PASS	TOTAL	AVG/G
Bradley, Carter	13	495	65	3326	3391	260.8
Webb, La'Damian	12	210	1067	0	1067	88.9
McReynolds, Braylon	11	59	326	0	326	29.6
Lee, Marco	13	67	247	0	247	19.0
Wells, Omni	13	57	242	0	242	18.6
Trotter, Desmond	5	26	27	144	171	34.2
Avery, Terrion	3	21	82	0	82	27.3
Justice, Todd	11	2	34	0	34	3.1
Lacy, Caullin	13	1	2	0	2	0.2
McGee, Tanner	1	1	-11	0	-11	-11.0
Total	13	953	2038	3470	5508	423.7
Opponents	13	840	1208	3102	4310	331.5

SCORING

	TD	FG	SAF	PAT	RUSH	RCV	PASS	DXP	PTS
Guajardo, Diego	0	18	0	46-48	0-0	0	0-0	0	100
Webb, La'Damian	15	0	0	0-0	0-0	0	0-0	0	90
Wayne, Jalen	9	0	0	0-0	0-0	0	0-0	0	54
Lacy, Caullin	7	0	0	0-0	0-0	0	0-0	0	42
Voisin, Devin	5	0	0	0-0	0-0	0	0-0	0	30
Lee, Marco	4	0	0	0-0	0-0	0	0-0	0	24
Thomas-Jones, DJ	4	0	0	0-0	0-0	0	0-0	0	24
Bradley, Carter	3	0	0	0-0	0-0	2	2-2	0	22
Banks, Yam	1	0	0	0-0	0-0	0	0-0	0	6
Brown, Ke'Shun	1	0	0	0-0	0-0	0	0-0	0	6
McReynolds, Braylon	1	0	0	0-0	0-0	0	0-0	0	6
Sefcik, Lincoln	1	0	0	0-0	0-0	0	0-0	0	6
Team	0	0	1	0-0	0-0	0	0-0	0	2
Total	50	18	1	46-48	0-0	2	2-2	0	406
Opponents	31	17	0	29-29	0-1	1	1-2	0	277

PUNT RETURNS

	NO	YDS	AVG	TD	LG
Lacy, Caullin	21	189	9.00	1	57
Pritchett, Jamaal	2	25	12.50	0	20
McReynolds, Braylon	1	11	11.00	0	11
Total	24	225	9.38	1	57
Opponents	16	184	11.50	1	69

KICK RETURNS

	NO	YDS	AVG	TD	LG
McReynolds, Braylon	16	369	23.06	0	38
Lacy, Caullin	5	157	31.40	0	49
Justice, Todd	2	19	9.50	0	17
Pritchett, Jamaal	1	13	13.00	0	13
Wells, Omni	1	13	13.00	0	13
Hill, Bryan	1	12	12.00	0	12
Total	26	583	22.42	0	49
Opponents	34	648	19.06	0	31

INDIVIDUAL STATISTICS**INTERCEPTIONS**

	NO	YDS	AVG	TD	LG
Banks, Yam	6	30	5.00	1	24
Voisin, Jaden	2	44	22.00	0	30
Brown, Ke'Shun	1	15	15.00	1	15
DeShazor, A.J.	1	4	4.00	0	4
Thompson, CJ	1	0	0.0	0	0
Brown, Ke'Shun	1	0	0.0	0	0
Luter Jr., Darrell	1	0	0.0	0	0
Total	13	87	6.69	2	30
Opponents	12	158	13.17	1	43

FUMBLE RETURNS

	NO	YDS	AVG	TD	LG
Higdon, Brock	1	0	0.0	0	0
Kiser, Trey	1	0	0.0	0	0
Smith, Ed	1	0	0.0	0	0
Chapman, Zeke	1	0	0.0	0	0
Banks, Yam	1	0	0.0	0	0
Voisin, Jaden	1	0	0.0	0	0
Johnson, Gi'Narious	1	0	0.0	0	0
Total	7	0	0.0	0	0
Opponents	4	0	0.0	0	0

KICKOFFS

	NO	YDS	AVG	TB	OB
Meeks, Jacob	75	4553	60.7	30	1
Guajardo, Diego	2	116	58.0	1	0
Total	77	4669	60.6	31	1
Opponents	57	3449	60.5	23	2

PUNTING

	NO	YDS	AVG	LG	TB	FC	I20	50+	BLK
Brooks, Jack	57	2455	43.07	58	4	14	16	12	0
Total	57	2455	43.07	58	4	14	16	12	0
Opponents	67	2839	42.37	65	4	14	25	13	1

FIELD GOALS

	MD-ATT	PCT	1-19	20-29	30-39	40+	LG	BLK
Guajardo, Diego	18-19	94.74 %	0-0	5-5	8-9	5-5	49	0
Total	18-19	94.74 %	0-0	5-5	8-9	5-5	49	0
Opponents	18-24	75.00 %	1-1	6-7	6-9	5-7	51	1

FIELD GOALS SEQUENCE

	USA	OPP
Nicholls	(39),(48)	-
Central Michigan	(36)	(48),(36)
UCLA	(38)	(38),(49),(28),(24)
Louisiana Tech	(48)	-
Louisiana	(38),(43)	29,41,(51)
ULM	(34),(29)	(24),(40)
Troy	(41),(32)	37,(51)
Arkansas State	-	(32)
Georgia Southern	(29)	(22),(52)
Texas State	(35),(37)	-
Southern Miss	(27),(49)	(22),(36)
Old Dominion	(23),(46)	(33),(18)
Western Kentucky	(30)	34,(23),(31),(31)

Numbers in (parentheses) indicate field goal was made

INDIVIDUAL STATISTICS**ALL-PURPOSE YARDS**

	G	RUSH	REC	PR	KR	IR	TOT	AVG/G
Webb, La'Damian	12	1067	213	0	0	0	1280	106.7
Lacy, Caullin	13	2	816	188	157	0	1163	89.5
McReynolds, Braylon	11	326	226	11	369	0	932	84.7
Voisin, Devin	13	0	867	0	0	0	867	66.7
Wayne, Jalen	13	0	816	0	0	0	816	62.8
Wells, Omni	13	242	73	0	13	0	328	25.2
Lee, Marco	13	247	0	0	0	0	247	19.0
Thomas-Jones, DJ	12	0	227	0	0	0	227	18.9
Sefick, Lincoln	13	0	111	0	0	0	111	8.5
Avery, Terrion	3	82	14	0	0	0	96	32.0
Justice, Todd	11	34	15	0	19	0	68	6.2
Bradley, Carter	13	65	0	0	0	0	65	5.0
Pritchett, Jamaal	8	0	24	25	13	0	62	7.8
Townsend, Jay'juan	8	0	62	0	0	0	62	7.8
Voisin, Jaden	13	0	0	0	0	44	44	3.4
Banks, Yam	13	0	0	0	0	30	30	2.3
Trotter, Desmond	5	27	0	0	0	0	27	5.4
Luter Jr, Darrell	13	0	0	0	0	21	21	1.9
Hopper, Jacob	11	0	21	0	0	0	21	1.9
Brown, Ke'Shun	13	0	0	0	0	15	15	1.2
Hill, Bryan	4	0	0	0	12	0	12	3.0
DeShazor Jr., A.J.	11	0	0	0	0	4	4	0.4
Wortham, Christian	6	0	-3	0	0	0	-3	-0.5
McGee, Tanner	1	-11	0	0	0	0	-11	-11.0
Total	13	2038	3482	224	583	114	6441	495.5
Opponents	13	1208	3094	184	648	120	5254	404.2

DEFENSIVE STATISTICS

DEFENSIVE STATISTICS

	GP	UA	AT	TT	TFL-YDS	SACK-YDS	INT	PBU	QBH	FR	FF	BLK	SAF
Voisin, Jaden	13	44	36	80.0	6.0-25	0-0	2	5	3	1	1	0	0
Kiser, Trey	13	56	20	76.0	11.0-40	2.0-20	0	1	1	1	0	0	0
Miller, James	13	39	29	68.0	6.5-30	2.5-18	0	3	2	0	0	0	0
Jordan, Jalen	13	37	21	58.0	1.0-1	0-0	0	0	1	0	0	0	0
Banks, Yam	13	35	15	50.0	6.0-17	1.0-5	6	11	5	1	0	0	0
Sheriff, Jamie	13	19	24	43.0	7.5-53	6.0-50	0	2	4	0	1	0	0
Luter Jr., Darrell	13	29	13	42.0	0.5-0	0-0	1	7	1	0	0	0	0
Brown, Ke'Shun	13	24	15	39.0	0-0	0-0	2	1	2	0	2	0	0
Rias, CJ	12	23	13	36.0	11.0-37	4.0-21	0	1	3	0	1	0	0
Thomas, Wv'Kevious	13	15	20	35.0	5.0-30	3.0-27	0	0	0	0	1	0	0
Robinson, Marquise	11	15	13	28.0	0-0	0-0	0	2	0	0	0	0	0
Thompson, CJ	11	15	6	21.0	1.0-3	0-0	1	1	0	0	0	0	0
Coleman III, Charles	13	11	9	20.0	5.5-12	1.5-7	0	0	3	0	0	1	0
DeShazor Jr., A.J.	11	13	5	18.0	2.0-11	1.0-9	1	0	1	0	0	0	0
Higdon, Brock	13	11	7	18.0	8.0-38	4.0-30	0	1	2	1	0	0	0
Wilfawn, Quentin	4	14	4	18.0	1.5-3	0-0	0	0	1	0	0	0	0
Smith IV, Ed	7	9	6	15.0	1.5-10	1.0-8	0	0	0	1	1	0	0
Richardson, Jamar	10	12	2	14.0	2.0-5	0-0	0	4	0	0	0	0	0
Brooks, Lamondre	8	7	4	11.0	1.0-1	0-0	0	0	0	0	1	0	0
Hyatt, Ricky	12	7	3	10.0	0-0	0-0	0	0	1	0	0	0	0
Hickbottom, Jamall	10	1	8	9.0	0.5-0	0-0	0	0	0	0	0	0	0
Martin, Marvin	7	5	4	9.0	1.0-7	0-0	0	1	0	0	0	0	0
Johnson, Gi'Narious	12	4	3	7.0	1.0-11	1.0-11	0	0	0	1	0	0	0
Perry, Terry	11	6	1	7.0	0-0	0-0	0	0	0	0	0	0	0
Strong Jr., Maurice	11	1	6	7.0	1.5-1	0-0	0	0	0	0	0	0	0
Bonhomme, D.K.	3	3	3	6.0	0-0	0-0	0	0	0	0	0	0	0
Fletcher, Ricky	13	3	2	5.0	0-0	0-0	0	0	0	0	0	0	0
Chapman, Zeke	10	3	1	4.0	0-0	0-0	0	0	1	1	0	0	0
Jacobs, Khalil	11	2	2	4.0	0-0	0-0	0	0	1	0	0	0	0
Johnson Jr., Carlos	9	2	1	3.0	2.0-12	1.0-10	0	0	1	0	0	0	0
Hughes, Dalton	10	1	1	2.0	0-0	0-0	0	0	0	0	0	0	0
Rawlins-Kibonge, Nathan	3	0	2	2.0	0-0	0-0	0	0	0	0	0	0	0
Townsend, Jay'juan	8	1	1	2.0	0-0	0-0	0	0	0	0	0	1	0
Wallace, Jr., Christopher	8	1	1	2.0	0-0	0-0	0	0	0	0	0	0	0
Brooks, Jason	4	0	1	1.0	0-0	0-0	0	0	0	0	0	0	0
Caldwell, Chrystyle	1	0	1	1.0	0-0	0-0	0	0	0	0	0	0	0
McCulloch, Josh	11	1	0	1.0	0-0	0-0	0	0	0	0	0	0	0
McReynolds, Braylon	11	0	1	1.0	0-0	0-0	0	0	0	0	0	0	0
Robinson, James	8	1	0	1.0	0-0	0-0	0	0	0	0	0	0	0
States-Jones, Tremel	9	1	0	1.0	0-0	0-0	0	0	0	0	0	0	0
Team	13	1	0	1.0	0-0	0-0	0	0	0	0	0	0	1
Thomas-Jones, DJ	10	1	0	1.0	0-0	0-0	0	0	0	0	0	0	0
Wayne, Jalen	13	1	0	1.0	0-0	0-0	0	0	0	0	0	0	0
Bradley, Carter	13	0	0	0	0-0	0-0	0	0	0	0	0	0	0
Guajardo, Diego	13	0	0	0	0-0	0-0	0	0	0	0	0	0	0
Lacy, Caullin	13	0	0	0	0-0	0-0	0	0	0	0	0	0	0
Lee, Marco	13	0	0	0	0-0	0-0	0	0	0	0	0	0	0
Sefcik, Lincoln	13	0	0	0	0-0	0-0	0	0	0	0	0	0	0
Voisin, Devin	13	0	0	0	0-0	0-0	0	0	0	0	0	0	0
Webb, La'Damian	12	0	0	0	0-0	0-0	0	0	0	0	0	0	0
Total	13	474	304	778.0	83.0-347	28.0-216	13	40	33	7	8	2	1
Opponents	13	501	474	975.0	62.0-247	26.0-176	12	42	29	3	6	0	0

TURNOVER CHART

Opponent	Forced by South Alabama					Forced by Opponent			
	FUM	INT	TOT	PTS OFF	Margin	FUM	INT	TOT	PTS OFF
Nicholls	1	1	2	3	+2	0	0	0	0
Central Michigan	1	0	1	7	0	0	1	1	0
UCLA	2	0	2	14	0	1	1	2	6
Louisiana Tech	1	4	5	14	+4	0	1	1	0
Louisiana	1	2	3	0	+1	1	1	2	0
ULM	0	1	1	7	+1	0	0	0	0
Troy	0	1	1	0	0	0	1	0	0
Arkansas State	1	0	1	7	+1	0	0	0	0
Georgia Southern	0	1	1	0	-1	1	1	2	7
Texas State	0	1	1	7	+1	0	0	0	0
Southern Miss	0	1	1	0	-2	1	2	1	7
Old Dominion	0	0	0	0	-1	0	1	1	0
WKU	0	1	1	3	-1	0	2	2	3

REDZONE CHART

Opponent	South Alabama							Opponents				
	No.	TD	R/P	TD%	FG%	Score%	No.	TD	FG	Score%	TD%	
Nicholls	4	4	2/2	100%	0%	100%	1	1	0	100%	100%	
Central Michigan	6	3	1/2	50%	50%	66.7	4	3	0	75%	75%	
UCLA	5	4	3/1	80%	20%	100%	6	3	3	85.7%	75%	
Louisiana Tech	3	1	0/1	33%	0%	33%	4	2	1	75%	50%	
Louisiana	4	2	2/0	50%	0%	50%	2	1	0	50%	50%	
ULM	2	1	1/0	50%	50%	100%	6	3	2	83.3%	50%	
Troy	2	0	0/0	0%	100%	50%	2	1	0	50%	50%	
Arkansas State	3	3	3/0	100%	0%	100%	1	0	1	100%	100%	
Georgia Southern	7	5	4/1	71.4%	14.3%	85.7%	4	2	1	75%	50%	
Texas State	3	1	0/1	50%	100%	33.3%	3	3	0	100%	100%	
Southern Miss	3	1	0/1	33%	33%	66.7%	3	1	2	100%	33%	
Old Dominion	3	1	0/1	33%	66.7%	100%	3	2	1	100%	66.7%	
WKU	4	3	0/3	75%	100%	100%	7	1	3	57.1%	14.3%	

GAME-BY-GAME STATISTICS

GAME-BY-GAME STATISTICS

GAME	FINAL SCORE	QUARTERS					FIRST DOWNS		RUSHING	PASSING			TOT OFF	PUNTS	PENALTIES		FIELD	
		1	2	3	4	OT	R-P-PE	TOT	NO-YDS-TD	C-A-I	YDS	TD	ATT-YDS	NO-AVG	F-FL	NO-YDS	GOALS	TOP
Nicholls	7	0	0	0	7	-	5-4-1	10	27-59-1	15-28-1	106	0	55-165	9-46.0	1-1	2-9	0-0	25:11
South Alabama	48	10	17	14	7	-	11-13-0	24	39-176-3	26-35-0	332	3	74-508	6-41.0	0-0	10-80	2-2	34:49
South Alabama	38	20	11	0	7	-	9-18-3	30	46-148-2	26-42-1	354	3	88-502	5-45.0	0-0	9-100	1-1	38:00
Central Michigan	24	7	3	0	14	-	6-12-5	23	27-81-2	23-47-0	257	1	74-338	5-50.8	1-1	8-85	1-2	22:00
South Alabama	31	10	7	14	0	-	7-13-2	22	34-162-3	29-36-1	237	1	70-399	2-48.0	1-1	4-35	1-1	32:57
UCLA	32	6	7	10	9	-	9-11-3	23	37-144-0	20-30-0	263	3	67-407	1-46.0	3-2	4-42	4-4	27:03
Louisiana Tech	14	0	7	0	7	-	5-9-3	17	29-57-0	19-34-4	251	2	63-308	4-39.8	1-1	8-85	0-0	31:09
South Alabama	38	14	3	14	7	-	9-11-3	23	35-175-0	17-25-1	214	3	60-389	4-42.5	0-0	14-131	1-1	28:51
South Alabama	20	0	7	3	10	-	7-12-2	21	37-116-2	18-41-1	245	0	78-361	5-40.0	1-1	8-60	2-2	30:18
Louisiana	17	7	0	0	10	-	9-5-3	17	30-161-0	22-36-2	115	1	66-276	5-41.2	2-1	7-66	1-3	29:42
ULM	34	7	13	0	14	-	4-12-2	18	31-57-0	20-27-1	371	4	58-438	5-47.8	0-0	3-25	2-2	28:18
South Alabama	41	10	7	17	7	-	9-16-0	25	41-195-2	24-33-0	420	3	74-615	4-36.8	1-0	5-62	2-2	26:42
Troy	10	0	7	0	3	-	8-7-1	16	41-128-1	14-19-1	138	0	60-266	6-42.8	0-0	5-35	1-2	33:24
South Alabama	6	0	3	0	3	-	2-13-0	15	21-31-0	29-41-1	215	0	62-246	7-41.6	1-0	6-60	2-2	26:36
South Alabama	31	14	2	8	7	-	8-8-0	16	47-183-3	17-24-0	179	1	71-362	8-42.8	2-0	8-35	0-0	35:59
Arkansas State	3	3	0	0	0	-	1-8-0	9	19(-19)-0	22-39-0	177	0	58-158	9-36.3	2-1	2-25	1-1	24:01
South Alabama	38	7	10	7	14	-	17-11-1	29	56-321-4	16-27-2	193	1	83-514	3-29.3	2-1	13-118	1-1	37:04
Georgia Southern	31	21	3	7	0	-	4-11-6	21	18-88-1	26-45-1	278	2	63-366	5-38.4	0-0	7-60	1-2	22:56
Texas State	21	0	0	7	14	-	6-8-6	20	25-87-2	24-42-1	143	1	67-230	7-32.1	0-0	5-45	0-0	26:27
South Alabama	38	10	7	7	14	-	5-12-2	19	39-106-0	20-34-0	274	4	73-380	5-42.8	1-0	11-121	1-2	33:33
South Alabama	27	3	10	0	14	-	6-10-0	16	35-154-0	17-26-2	257	3	61-411	2-47.0	1-1	5-51	2-2	28:46
Southern Miss	20	7	3	7	3	-	8-10-3	21	33-102-1	19-34-1	196	1	67-298	5-43.8	1-0	4-36	2-2	31:14
Old Dominion	20	10	10	0	0	-	5-10-2	17	25-96-0	21-36-0	285	2	61-381	4-43.5	1-0	5-55	2-2	24:52
South Alabama	27	7	6	7	6	-	13-11-0	24	49-208-0	17-29-1	190	3	78-398	2-53.0	0-0	5-40	2-2	35:08
Western Kentucky	44	14	17	10	3	-	7-21-2	30	26-155-0	37-56-1	522	5	82-677	2-38.5	0-0	7-70	3-4	28:44
South Alabama	23	0	3	14	6	-	4-20-4	28	25-44-0	37-55-2	377	3	80-421	4-46.8	1-0	3-27	1-1	31:16

GAME-BY-GAME OFFENSIVE STARTERS

	WR	TE	LT	LG	C	RG	RT	WR/TE	WR	QB	RB
Southern Miss	Wayne	Sefcik	Mixon	Lucas	Jackson	Smith	Strickland	D. Voisin	Lacy	Bradley	Webb
Central Michigan	Wayne	Sefcik	Mixon	Lucas	Jackson	Smith	Strickland	Thomas-Jones	D. Voisin	Bradley	Webb
UCLA	Wayne	Sefcik	Mixon	Lucas	Jackson	Smith	Strickland	Thomas-Jones	Lacy	Bradley	Webb
Louisiana Tech	Wayne	Sefcik	McCullough	Lucas	Jackson	Smith	Strickland	D. Voisin	Lacy	Bradley	Webb
Louisiana	Wayne	Hopper	McCullough	Lucas	Jackson	Smith	Strickland	D. Voisin	Lacy	Bradley	Webb
ULM	Wayne	Sefcik	McCullough	Foster	Jackson	Smith	Strickland	D. Voisin	Lacy	Bradley	Webb
Troy	Wayne	Sefcik	McCullough	Lucas	Jackson	Smith	Strickland	D. Voisin	Lacy	Bradley	Wells
Arkansas State	Wayne	Sefcik	McCullough	Lucas	Jackson	Smith	Strickland	D. Voisin	Lacy	Bradley	Webb
Georgia Southern	Wayne	Crum	McCullough	Lucas	Jackson	Smith	Strickland	D. Voisin	Lacy	Bradley	Webb
Texas State	Wayne	Crum	McCullough	Foster	Jackson	Smith	Strickland	D. Voisin	Lacy	Bradley	Webb
Southern Miss	Wayne	Thomas-Jones	McCullough	Lucas	Jackson	Smith	Strickland	D. Voisin	Lacy	Bradley	McReynolds
Old Dominion	Wayne	Hopper	McCullough	Lucas	Jackson	Smith	Strickland	Crum	D. Voisin	Bradley	McReynolds
Western Kentucky	Wayne	Sefcik	McCullough	Lucas	Jackson	Smith	Strickland	D. Voisin	Lacy	Bradley	Webb

GAME-BY-GAME DEFENSIVE STARTERS

	BANDIT	NT	DT	WOLF/S	MIKE	STINGER	CB	HUSKY	ROVER	FS	CB/DL
Southern Miss	Sheriff	Thomas	Coleman	Rias	Miller	Wilfawn	Luter	Banks	Jordan	J. Voisin	Richardson
Central Michigan	Sheriff	Thomas	Coleman	Rias	Miller	Wilfawn	Luter	Banks	Jordan	J. Voisin	Richardson
UCLA	Sheriff	Thomas	Coleman	Rias	Miller	Wilfawn	Luter	Banks	Jordan	J. Voisin	Richardson
Louisiana Tech	Sheriff	Thomas	Coleman	Rias	Miller	Kiser	Luter	Banks	Jordan	J. Voisin	Robinson
Louisiana	Sheriff	Thomas	Coleman	Rias	Miller	DeShazor	Luter	Banks	Jordan	Martin	Robinson
ULM	Sheriff	Thomas	Coleman	Rias	Miller	Kiser	Luter	Banks	Jordan	J. Voisin	Robinson
Troy	Sheriff	Thomas	Chapman	Rias	Miller	Kiser	Luter	Banks	Jordan	J. Voisin	Hickbottom
Arkansas State	Sheriff	Thomas	Hickbottom	Rias	Miller	Kiser	Luter	Banks	Jordan	J. Voisin	Robinson
Georgia Southern	Sheriff	Johnson	Coleman	Rias	Miller	Kiser	Luter	Banks	Jordan	J. Voisin	Robinson
Texas State	Sheriff	Thomas	Coleman	Rias	Miller	Kiser	Luter	Banks	Jordan	J. Voisin	Robinson
Southern Miss	Sheriff	Thomas	Coleman	Rias	Miller	Kiser	Luter	Banks	Hyatt	J. Voisin	Robinson
Old Dominion	Sheriff	Thomas	Coleman	States-Jones	Miller	Kiser	Luter	Banks	Hyatt	J. Voisin	Wallace, Jr.
Western Kentucky	Sheriff	Thomas	Hickbottom	Rias	Miller	Kiser	Luter	Banks	Jordan	J. Voisin	Robinson

INDIVIDUAL GAME-BY-GAME STATISTICS

GAME-BY-GAME PASSING

BRADLEY	COMP	ATT	INT	PCT	YDS	TD	LG	SACKS	TROTTER	COMP	ATT	INT	PCT	YDS	TD	LG	SACKS
Nicholls	17	25	0	68.0%	260	3	52	1	Nicholls	9	10	0	90.0%	72	0	24	1
Central Michigan	26	42	1	61.9%	354	3	40	2	Central Michigan	-	-	-	-	-	-	-	-
UCLA	29	36	1	80.6%	237	1	37	0	UCLA	-	-	-	-	-	-	-	-
Louisiana Tech	14	21	1	66.7%	178	3	28	1	Louisiana Tech	3	4	0	75.0%	36	0	30	0
Louisiana	18	41	1	43.9%	245	0	43	2	Louisiana	-	-	-	-	-	-	-	-
ULM	25	33	0	75.8%	420	3	64	2	ULM	-	-	-	-	-	-	-	-
Troy	29	40	1	72.5%	215	0	21	3	Troy	-	-	-	-	-	-	-	-
Arkansas State	17	24	0	70.8%	179	1	49	0	Arkansas State	-	-	-	-	-	-	-	-
Georgia Southern	16	27	2	59.3%	193	1	28	4	Georgia Southern	-	-	-	-	-	-	-	-
Texas State	20	34	0	58.8%	274	4	41	2	Texas State	-	-	-	-	-	-	-	-
Southern Miss	15	22	2	68.2%	238	3	33	2	Southern Miss	2	4	0	50.0%	19	0	15	0
Old Dominion	17	29	1	58.6%	190	3	30	1	Old Dominion	0	0	0	0.0%	0	0	0	0
Western Kentucky	36	53	2	67.9%	360	3	47	3	Western Kentucky	1	2	0	50.0%	17	0	17	1

GAME-BY-GAME RUSHING (No.-Yards-TD)

Rushing	NO-YDS-TD	NICH	CMU	UCLA	LATECH	UL	ULM	TROY	ASU	GASD	TXST	USM	ODU	WKU
Webb, La'Damian	209-1063-13	18-98-2	20-91-2	16-124-1	14-75-0	22-75-1	1-7-0	8-12-0	28-162-3	35-247-4	16-45-0	-	18-74-0	12-48-0
McReynolds, B.	59-326-0	3-25-0	2-(-1)-0	3-4-0	7-51-0	3-25-0	-	-	4-4-0	6-42-0	2-5-0	15-100-0	10-56-0	4-15-0
Lee, Marco	67-247-4	2-1-0	5-16-0	4-6-0	4-16-0	3-6-0	15-93-2	2-2-0	8-12-0	1-5-0	14-57-0	6-25-0	3-8-0	-
Wells, Omni	57-242-0	5-23-0	2-2-0	1-2-0	4-19-0	1-4-0	17-85-0	4-21-0	2-1-0	3-18-0	2-5-0	5-14-0	9-40-0	2-8-0
Avery, Terrion	21-82-0	5-23-0	11-30-0	5-29-0	-	-	-	-	-	-	-	-	-	-
Bradley, Carter	68-50-2	5-10-1	5-8-0	4-8-0	3-5-0	8-6-1	5-9-0	7-(-4)-0	4-17-0	7-(-15)-0	4-(-6)-0	6-(-5)-0	5-22-0	5-(-5)-0
Trotter, Desmond	6-27-0	1-(-4)-0	-	-	-	-	-	-	-	-	-	1-18-0	1-14-0	1-(-10)-0
Justice, Todd	2-34-0	-	-	-	-	-	-	-	-	1-30-0	-	1-4-0	-	-
Lacy, Caullin	1-2-0	-	1-2-0	-	-	-	-	-	-	-	-	-	-	-
McGee, Tanner	1-(-11)-0	-	-	1-(-11)-0	-	-	-	-	-	-	-	-	-	-
Thomas-Jones, DJ	1-0-0	-	-	-	1-0-0	-	-	-	-	-	-	-	-	-

GAME-BY-GAME RECEIVING (No.-Yards-TD)

Rushing	NO-YDS-TD	NICH	CMU	UCLA	LATECH	UL	ULM	TROY	ASU	GASD	TXST	USM	ODU	WKU
Lacy, Caullin	65-816-6	6-72-0	5-97-0	4-49-1	3-40-1	5-112-0	12-133-1	7-50-0	3-29-0	3-33-0	3-58-1	1-33-1	6-53-1	7-57-0
Voisin, Devin	64-871-4	2-5-0	4-56-1	7-64-0	3-27-0	3-41-0	7-141-0	9-93-0	1-2-0	2-42-0	6-118-2	6-97-1	3-36-0	11-153-1
Wayne, Jalen	58-815-9	3-98-2	10-98-1	7-76-0	2-37-0	4-55-0	5-127-2	9-68-0	3-83-1	3-28-1	3-27-0	4-33-1	3-63-1	2-22-0
McReynolds, B.	21-224-1	4-39-1	1-16-0	1-1-0	2-24-0	1-(-6)-0	-	-	1-5-0	1-16-0	1-9-0	3-66-0	2-18-0	4-38-0
Webb, La'Damian	21-213-1	2-18-0	2-30-0	6-42-0	1-28-1	1-12-0	-	1-9-0	1-6-0	-	2-25-0	-	1-14-0	4-29-1
Thomas-Jones, DJ	20-184-4	2-28-0	3-38-1	1-5-0	-	1-7-0	-	1-6-0	4-48-0	3-17-0	3-22-1	1-9-0	1-2-0	4-45-1
Wells, Omni	14-73-0	1-6-0	-	-	1-(-9)-0	1-9-0	-	2-2-0	1-2-0	2-26-0	1-7-0	2-19-0	1-4-0	2-7-0
Sefcik, Lincoln	13-111-1	1-24-0	1-4-0	-	2-9-1	1-6-0	1-19-0	-	3-8-0	2-31-0	1-8-0	-	-	1-2-0
Townsend, Jay'juan	4-62-0	2-23-0	-	-	1-30-0	1-9-0	-	-	-	-	-	-	-	-
Pritchett, Jamaal	2-24-0	-	-	-	-	-	-	-	-	-	-	-	-	2-24-0
Avery, Terrion	1-14-0	1-14-0	-	-	-	-	-	-	-	-	-	-	-	-
Hopper, Jacob	1-8-0	1-8-0	-	-	-	-	-	-	-	-	-	-	-	-
Wortham, Christian	1-(-3)-0	1-(-3)-0	-	-	-	-	-	-	-	-	-	-	-	-
Justice, Todd	1-15-0	-	-	-	1-15-0	-	-	-	-	-	-	-	-	-
Hopper, Jacob	1-13-0	-	-	-	1-13-0	-	-	-	-	-	-	-	-	-

INDIVIDUAL GAME-BY-GAME STATISTICS

GAME-BY-GAME TACKLES (UT-A-TT)

Tackles	UT-A-TT	NICH	CMU	UCLA	LATECH	UL	ULM	TROY	ASU	GASO	TXST	USM	ODU	WKU
Voisin, Jaden	44-36-80	1-4-5	4-2-6	4-2-6	2-1-0	3-2-5	3-2-5	4-2-6	4-3-7	1-1-2	5-1-6	6-11-17	5-3-8	2-2-4
Kiser, Trey	56-20-76	3-0-3	3-3-6	3-1-4	5-0-5	4-3-7	1-0-1	6-3-9	5-0-5	3-4-7	10-0-10	5-3-8	5-1-6	3-2-5
Miller, James	39-29-68	2-1-3	3-0-3	3-2-5	2-2-4	4-4-8	5-4-9	2-1-3	3-5-8	4-3-7	7-0-7	0-3-3	2-0-2	2-3-5
Jordan, Jalen	37-21-58	1-2-3	2-3-5	5-2-7	2-2-4	1-3-4	3-1-4	4-2-6	0-1-1	8-2-10	1-0-1	1-3-4	4-0-4	5-0-5
Banks, Yam	35-15-50	1-2-3	1-1-2	4-0-4	1-0-1	2-1-3	2-3-5	6-0-6	2-1-3	2-0-2	5-0-5	2-3-5	4-3-7	4-1-5
Sheriff, Jamie	19-24-43	1-1-2	1-2-3	1-0-1	2-3-5	1-0-1	2-3-5	1-4-5	2-2-4	0-1-1	2-0-2	1-5-6	3-1-4	2-2-4
Brown, Ke'Shun	23-15-38	2-2-4	3-1-4	4-0-4	2-1-3	3-4-7	1-0-1	3-3-6	1-1-2	1-0-1	1-1-2	1-1-2	0-1-1	2-0-2
Luter, Darrell	29-13-42	0-2-2	3-0-3	2-0-2	2-2-4	2-1-3	2-0-2	3-2-5	3-1-4	1-1-2	2-0-2	2-3-5	3-0-3	4-1-5
Rias, CJ	22-12-35	0-1-1	2-0-2	2-0-2	4-0-4	5-2-7	1-1-2	2-2-4	1-2-3	2-1-3	2-0-2	0-3-3	-	2-1-3
Thomas, Wy'Kevious	15-20-35	0-3-3	1-0-1	5-0-5	0-3-3	0-3-3	1-1-2	2-1-3	1-1-2	1-2-3	2-0-2	0-4-4	1-0-1	1-2-3
Robinson, Marquise	15-13-28	-	-	1-0-1	2-0-2	2-4-6	3-3-6	0-1-1	2-0-2	-	-	1-4-5	2-0-2	1-0-1
Thompson, CJ	14-6-20	1-0-1	1-0-1	2-1-3	0-1-1	-	-	-	2-0-2	3-0-3	0-1-1	0-2-2	-	6-1-7
Coleman, Charles	11-9-20	0-1-1	-	1-0-1	-	1-1-2	2-1-3	3-2-5	1-0-1	0-2-2	1-0-1	1-1-2	1-1-2	-
Wilfawn, Quentin	14-4-18	6-3-9	5-1-6	2-0-2	-	-	-	-	-	-	-	-	-	-
Higdon, Brock	11-7-18	1-2-3	1-0-1	1-0-1	1-1-2	0-1-1	1-1-2	1-0-1	-	1-0-1	1-0-1	2-2-4	1-0-1	-
DeShazor, A.J.	13-5-18	2-0-2	3-1-4	-	2-0-2	0-3-3	2-1-3	-	1-0-1	-	-	-	2-0-2	1-0-1
Smith, Ed	9-6-15	0-2-2	1-0-1	1-2-3	0-1-1	-	-	-	-	-	-	-	4-0-4	3-1-4
Richardson, Jamar	12-2-14	2-0-2	0-0-0	2-1-3	-	-	2-0-2	1-1-2	-	1-0-1	2-0-2	-	-	2-0-2
Brooks, Lamondre	7-4-11	2-0-1	-	-	1-2-3	2-0-2	0-1-1	1-1-2	1-0-1	-	1-0-1	-	-	-
Martin, Marvin	5-5-10	1-1-2	0-1-1	3-0-3	0-1-1	1-1-2	-	-	-	-	-	-	-	-
Hyatt, Rickey	7-3-10	-	1-0-1	-	1-1-2	-	-	-	2-0-2	1-1-2	1-1-2	-	1-0-1	-
Hickbottom, Jamall	1-8-9	0-1-1	-	-	0-2-2	-	0-2-2	-	0-1-1	-	-	0-2-2	-	1-0-1
Perry, Terry	6-1-7	1-1-2	1-0-1	-	2-0-2	-	1-0-1	-	-	-	1-0-1	-	-	-
Johnson, Gi'Narious	4-3-7	0-1-1	-	1-0-1	-	-	-	-	1-0-1	0-1-1	1-0-1	0-1-1	-	1-0-1
Strong, Maurice	1-6-7	-	0-1-1	-	0-1-1	1-0-1	0-2-2	0-1-1	0-1-1	-	-	-	-	-
Bonhomme, D.K.	3-3-6	1-1-2	1-1-2	1-1-2	-	-	-	-	-	-	-	-	-	-
Fletcher, Ricky	3-2-5	-	-	-	0-1-1	-	-	-	1-0-1	0-1-1	-	-	-	2-0-2
Jacobs, Kahlil	2-2-4	0-0-0	-	-	-	-	-	-	-	0-1-1	-	-	2-0-2	0-1-1
Chapman, Zeke	3-1-4	-	-	2-0-2	0-1-1	-	-	-	-	-	-	-	-	1-0-1
Johnson, Carlos	2-1-3	0-1-1	-	-	1-0-1	-	-	-	1-0-1	-	-	-	-	-
Rawlins-Kibonge, Nathan	0-3-3	0-1-1	-	-	0-1-1	-	-	-	0-1-1	-	-	-	-	-
Townsend, Jay'juan	1-1-2	-	0-1-1	-	-	1-0-1	-	-	-	-	-	-	-	-
Wallace, Christopher	1-1-2	-	-	-	1-0-1	-	-	-	-	-	-	-	-	0-1-1
Hughes, Dalton	1-1-2	-	-	-	-	0-1-1	-	-	-	-	-	-	-	1-0-1
States-Jones, Tremel	1-0-1	1-0-1	-	-	-	-	-	-	-	-	-	-	-	-
Wayne, Jalen	1-0-1	-	-	1-0-1	-	-	-	-	-	-	-	-	-	-
McCullough, Josh	1-0-1	-	-	-	-	-	-	-	-	-	-	1-0-1	-	-
Robinson, James	1-0-1	-	-	-	-	-	-	-	-	-	-	-	-	1-0-1
Brooks, Jason	0-1-1	-	0-1-1	-	-	-	-	-	-	-	-	-	-	-
Lacy, Caullin	0-1-1	-	0-1-1	-	-	-	-	-	-	-	-	-	-	-
Caldwell, Chrystyle	0-1-1	-	-	-	0-1-1	-	-	-	-	-	-	-	-	-
McReynolds, Braylon	0-1-1	-	-	-	-	-	-	-	-	-	-	0-1-1	-	-

INDIVIDUAL GAME-BY-GAME STATISTICS

Tackles for Loss	TFL-YDS	NICH	CMU	UCLA	LATECH	UL	ULM	TROY	ASU	GASO	TXST	USM	ODU	WKU
Kiser, Trey	11.0-40	-	-	-	1.0-8	2.0-14	-	1.0-2	1.0-2	1.0-2	3.0-7	1.0-3	-	1.0-2
Rias, CJ	11.0-37	-	1.0-4	-	1.0-3	1.0-2	-	2.0-11	0.5-0	2.5-11	1.0-2	1.0-2	-	1.0-2
Sheriff, Jamie	7.5-53	-	-	-	1.5-15	-	-	1.5-7	1.5-14	0.5-1	1.0-5	0.5-1	1.0-10	-
Voisin, Jaden	7.0-25	1.0-9	1.0-5	-	1.0-4	-	-	-	1.0-4	-	-	1.5-2	0.5-1	-
Higdon, Brock	7.0-29	-	1.0-3	-	1.0-2	-	1.5-7	-	-	-	-	2.5-9	1.0-8	-
Miller, James	6.5-30	-	1.0-8	1.0-1	-	0.5-1	-	-	1.5-5	0.5-3	2.0-12	-	-	-
Banks, Yam	5.5-24	-	-	-	1.0-3	0.5-1	-	1.0-3	1.0-3	-	1.0-9	1.0-5	-	-
Thomas, Wy'Kevious	5.0-30	-	1.0-6	-	-	-	1.0-7	-	1.5-15	-	1.0-1	0.5-1	-	-
Coleman, Charles	4.5-11	-	-	-	-	-	-	2.0-8	-	1.0-1	-	0.5-1	1.0-1	-
Johnson, Carlos	4.0-14	-	-	-	1.0-10	-	1.0-1	-	1.0-2	-	1.0-2	-	-	-
Richardson, Jamar	2.0-5	-	-	-	-	-	1.0-4	-	-	-	1.0-1	-	-	-
Wilfawn, Quentin	1.5-3	1.0-2	0.5-1	-	-	-	-	-	-	-	-	-	-	-
Strong, Maurice	1.5-1	-	0.5-0	-	-	-	0.5-1	0.5-0	-	-	-	-	-	-
Johnson, Gi'Narious	1.0-11	-	-	-	-	-	-	-	1.0-11	-	-	-	-	-
Martin, Marvin	1.0-7	0.5-6	-	-	0.5-1	-	-	-	-	-	-	-	-	-
DeShazor, AJ	1.0-2	-	-	-	1.0-2	-	1.0-9	-	-	-	-	-	-	-
Jordan, Jalen	1.0-1	-	-	-	-	-	-	-	-	-	-	-	-	1.0-1
Brooks, Lamondre	1.0-1	-	-	-	-	-	-	-	-	-	1.0-1	-	-	-
Smith, Ed	1.5-10	0.5-2	-	-	-	-	-	-	-	-	-	-	1.0-8	-
Luter, Darrell	0.5-0	-	-	-	-	-	-	-	-	0.5-0	-	-	-	-
Hickbottom, Jamal	0.5-0	-	-	-	-	-	-	-	-	-	-	0.5-0	-	-

GAME-BY-GAME SACKS (SKS-YDS)

Tackles for Loss	SKS-YDS	NICH	CMU	UCLA	LATECH	UL	ULM	TROY	ASU	GASO	TXST	USM	ODU	WKU
Sheriff, Jamie	6.0-50	-	-	-	1.0-14	-	-	1.5-7	1.5-14	-	1.0-5	-	1.0-10	-
Higdon, Brock	4.0-30	-	-	-	-	-	1.0-7	-	-	-	1.0-9	1.0-6	1.0-8	-
Rias, CJ	4.0-16	-	1.0-4	-	1.3-0	-	-	1.0-7	-	1.0-7	-	-	-	-
Thomas, Wy'Kevious	3.0-31	-	-	-	1.0-10	-	1.0-7	-	1.0-14	-	-	-	-	-
Miller, James	2.5-18	-	1.0-8	-	-	-	-	-	0.5-4	-	1.0-6	-	-	-
Kiser, Trey	2.0-20	-	-	-	1.0-8	1.0-12	-	-	-	-	-	-	-	-
Coleman, Charles	1.5-7	-	-	-	-	-	-	1.5-7	-	-	-	-	-	-
Johnson, Gi'Narious	1.0-11	-	-	-	-	-	-	-	1.0-11	-	-	-	-	-
DeShazor, AJ	1.0-9	-	-	-	-	-	1.0-9	-	-	-	-	-	-	-
Smith, Ed	1.0-8	-	-	-	-	-	-	-	-	-	-	-	1.0-8	-
Thomas, Wy'Kevious	1.0-6	-	1.0-6	-	-	-	-	-	-	-	-	-	-	-
Banks, Yam	1.0-5	-	-	-	-	-	-	-	-	-	-	1.0-5	-	-

INDIVIDUAL GAME-BY-GAME STATISTICS

GAME-BY-GAME PUNTING									GAME-BY-GAME KICKING								
BROOKS	NO	YDS	AVG	LG	I20	TB	50+	60+	GUJARDO	PAT	ATT	PCT	FG	FGA	PCT	LG	PTS
Nicholls	6	246	41.0	58	4	0	1	0	Nicholls	6	6	100.0%	2	2	100.0%	48	12
Central Michigan	5	225	45.0	50	1	0	1	0	Central Michigan	3	4	75.0%	1	1	100.0%	36	6
UCLA	2	96	48.0	52	1	0	1	0	UCLA	4	4	100.0%	1	1	100.0%	38	7
Louisiana Tech	4	170	42.5	51	2	0	1	0	Louisiana Tech	5	5	100.0%	1	1	100.0%	24	8
Louisiana	5	200	40.0	51	2	0	1	0	Louisiana	2	2	100.0%	2	2	100.0%	43	8
ULM	4	147	36.8	39	1	1	0	0	ULM	5	5	100.0%	2	2	100.0%	34	11
Troy	7	291	41.6	51	2	0	1	0	Troy	0	0	0.0%	2	2	100.0%	41	6
Arkansas State	8	342	42.8	49	0	2	0	0	Arkansas State	3	3	100.0%	0	0	0.0%	0	3
Georgia Southern	3	88	29.3	46	0	0	0	0	Georgia Southern	5	5	100.0%	1	1	100.0%	29	8
Texas State	5	214	42.8	52	2	0	1	0	Texas State	5	5	100.0%	1	2	50.0%	35	8
Southern Miss	2	94	47.0	56	0	0	1	0	Southern Miss	3	3	100.0%	2	2	100.0%	49	9
Old Dominion	2	106	53.0	53	0	1	2	0	Old Dominion	3	3	100.0%	2	2	100.0%	46	9
Western Kentucky	4	187	46.8	55	0	1	1	0	Western Kentucky	2	3	67.0%	1	1	100.0%	30	5

SOUTH ALABAMA SCORING DRIVES

Opponent	No. of Plays	Total Yards	Drive Time	Type of Score	Score QTR/Time	Scoring Play
Nicholls	6	80	2:48	Rush	1/4:05	Webb 15-yd run
Nicholls	4	3	1:29	Field Goal	1/1:54	Guajardo 39-yd FG
Nicholls	4	83	1:17	Pass	2/13:50	Wayne 52-yd rec
Nicholls	1	4	0:08	Rush	2/9:27	Bradley 4-yd run
Nicholls	14	54	5:26	Field Goal	2/1:30	Guajardo 48-yd FG
Nicholls	4	66	1:17	Pass	3/6:58	Wayne 37-yd rec
Nicholls	5	60	2:07	Pass	3/3:52	McReynolds 18-yd rec
Nicholls	7	77	2:56	Rush	4/11:22	Webb 2-yd run
Central Michigan	8	88	2:57	Pass	1/8:51	Thomas-Jones 16-yd rec
Central Michigan	10	65	2:29	Rush	1/1:29	Webb 3-yd run
Central Michigan	3	22	0:12	Pass	1/1:05	D. Voisin 22-yd rec
Central Michigan	6	50	2:46	Pass	2/12:14	Wayne 10-yd rec
Central Michigan	11	62	4:30	Field Goal	2/5:47	Guajardo 36-yd fg
Central Michigan	6	61	2:06	Rush	4/10:53	Webb 30-yd run
UCLA	9	75	3:24	Rush	1/8:51	Lee 1-yd run
UCLA	9	55	3:04	Field Goal	1/1:18	Guajardo 38-yd fg
UCLA	12	80	6:31	Rush	2/5:54	Webb 9-yd run
UCLA	8	67	2:58	Rush	3/1:43	Lee 1-yd run
UCLA	2	6	0:27	Pass	3/0:57	Lacy 4-yd rec
Louisiana Tech	6	80	2:01	Pass	1/12:46	Sefcik 3-yd rec
Louisiana Tech	-	-	-	Punt Return	1/11:10	Lacy 57-yd punt ret
Louisiana Tech	8	85	4:03	Field Goal	2/8:54	Guajardo 24-yd fg
Louisiana Tech	-	-	-	Interception	3/14:02	Banks 24-yd int ret
Louisiana Tech	3	21	1:09	Pass	3/11:06	Lacy 19-yd rec
Louisiana Tech	6	77	2:37	Pass	4/14:51	Webb 28-yd rec
Louisiana	11	68	4:46	Rush	2/2:54	Webb 1-yd run
Louisiana	7	44	3:06	Field Goal	3/8:29	Guajardo 38-yd fg
Louisiana	11	51	4:46	Rush	4/1:53	Bradley 3-yd run
Louisiana	8	49	0:42	Field Goal	4/0:00	Guajardo 43-yd fg
ULM	10	57	3:56	Field Goal	1/8:51	Guajardo 34-yd fg
ULM	3	75	0:42	Pass	1/7:54	Wayne 64-yd rec
ULM	6	79	2:07	Rush	2/4:01	Lee 4-yd run
ULM	5	75	2:11	Pass	3/12:49	Wayne 20-yd rec
ULM	2	41	0:22	Pass	3/10:36	Lacy 24-yd rec
ULM	10	67	4:40	Field Goal	3/3:51	Guajardo 29-yd fg
ULM	7	55	2:34	Rush	4/14:55	Lee 5-yd run
Troy	9	53	1:05	Field Goal	2/0:00	Guajardo 41-yd fg
Troy	10	60	4:21	Field Goal	4/10:27	Guajardo 32-yd fg
Arkansas State	5	84	2:01	Rush	1/12:46	Webb 3-yd run
Arkansas State	2	54	0:41	Pass	1/4:02	Wayne 49-yd rec
Arkansas State	-	-	0:07	Safety	2/2:45	Safety
Arkansas State	13	61	6:13	Rush	3/5:18	Webb 1-yd run
Arkansas State	11	52	7:16	Rush	4/1:34	Webb 1-yd run
Georgia Southern	6	75	2:24	Pass	1/6:56	Wayne 10-yd rec
Georgia Southern	9	75	3:28	Rush	2/14:56	Webb 1-yd run
Georgia Southern	10	73	3:25	Field Goal	2/3:23	Guajardo 29-yd fg
Georgia Southern	13	75	5:45	Rush	3/3:00	Webb 5-yd run
Georgia Southern	10	83	4:29	Rush	4/11:46	Webb 5-yd run
Georgia Southern	7	78	3:39	Rush	4/5:50	Webb 9-yd run
Texas State	4	65	1:37	Pass	1/13:17	Voisin 41-yd rec
Texas State	12	41	5:43	Field Goal	1/5:57	Guajardo 35-yd fg
Texas State	10	43	4:15	Pass	2/6:55	Thomas-Jones 2-yd rec
Texas State	3	52	1:12	Pass	3/1:53	Lacy 41-yd rec
Texas State	8	72	3:23	Pass	4/10:26	Voisin 28-yd rec
Texas State	-	-	0:11	Interception	4/2:48	Brown 15-yd int return
Southern Miss	6	66	2:44	Field Goal	1/12:16	Guajardo 27-yd fg
Southern Miss	4	64	1:34	Pass	2/3:51	Wayne 5-yd rec
Southern Miss	6	37	0:44	Field Goal	2/0:00	Guajardo 49-yd fg
Southern Miss	10	61	4:30	Pass	4/11:31	Voisin 26-yd rec
Southern Miss	6	55	3:38	Pass	4/1:53	Lacy 33-yd rec
Old Dominion	14	75	6:25	Pass	1/6:09	Lacy 10-yd rec
Old Dominion	11	62	4:10	Field Goal	2/12:21	Guajardo 23-yd fg
Old Dominion	11	52	5:34	Field Goal	2/2:52	Guajardo 46-yd fg
Old Dominion	12	83	5:53	Pass	3/4:50	Wayne 30-yd rec
Old Dominion	15	69	6:57	Pass	4/6:40	Thomas-Jones 2-yd rec
Western Kentucky	9	68	3:07	Field Goal	2/1:38	Guajardo 30-yd fg
Western Kentucky	7	75	2:03	Pass	3/12:57	Thomas-Jones 10-yd rec
Western Kentucky	5	66	1:46	Pass	3/3:12	Webb 5-yd rec
Western Kentucky	9	84	3:15	Pass	4/6:01	Voisin 12-yd rec

EXPLOSIVE PLAYS (25 YDS or MORE)

Opponent (Qtr)	Type Play	Player	Result
Nicholls (1st)	Pass	Lacy 37-yd reception from Bradley	First Down
Nicholls (2nd)	Pass	Wayne 52-yd reception from Bradley	Touchdown
Nicholls (2nd)	Punt Return	Lacy 38-yd return	First Down
Nicholls (3rd)	Pass	Wayne 37-yd reception from Bradley	Touchdown
Central Michigan	Pass	Lacy 40-yd reception from Bradley	First Down
Central Michigan	Pass	Voisin 36-yd reception from Bradley	First Down
Central Michigan	Rush	Webb 30-yd run	Touchdown
UCLA	Rush	Webb 47-yd run	First Down
UCLA	Pass	Lacy 37-yd reception from Bradley	First Down
Louisiana Tech	Kick Return	McReynolds 93-yd kickoff return	Penalty
Louisiana Tech	Rush	Webb 25-yd run	First Down
Louisiana Tech	Punt Return	Lacy 57-yd punt return	Touchdown
Louisiana Tech	Rush	McReynolds 34-yd run	First Down
Louisiana Tech	Pass	Webb 28-yd reception from Bradley	Touchdown
Louisiana	Pass	Lacy 42-yd reception from Bradley	First Down
Louisiana	Pass	Lacy 43-yd reception from Bradley	First Down
ULM	Pass	Wayne 64-yd reception from Bradley	Touchdown
ULM	Kick Return	Lacy 49-yd kickoff return	First Down
ULM	Rush	Wells 44-yd run	First Down
ULM	Pass	Lacy 44-yd reception from Bradley	First Down
ULM	Punt Return	Lacy 26-yd return	First Down
Arkansas State	Rush	Webb 69-yd run	First Down
Arkansas State	Pass	Wayne 49-yd reception from Bradley	Touchdown
Georgia Southern	Kickoff Return	McReynolds 36-yd kickoff return	First Down
Georgia Southern	Rush	Webb 25-yd run	First Down
Georgia Southern	Pass	Lacy 28-yd reception from Bradley	First Down
Georgia Southern	Pass	Voisin 27-yd reception from Bradley	First Down
Georgia Southern	Rush	Webb 26-yd run	First Down
Texas State	Pass	Voisin 41-yd reception from Bradley	Touchdown
Texas State	Pass	Lacy 41-yd reception from Bradley	Touchdown
Texas State	Pass	Voisin 28-yd reception from Bradley	Touchdown
Southern Miss	Rush	McReynolds 64-yd run	First Down
Southern Miss	Pass	McReynolds 29-yd reception from Bradley	First Down
Southern Miss	Pass	Voisin 29-yd reception from Bradley	First Down
Southern Miss	Pass	McReynolds 33-yd reception from Bradley	First Down
Southern Miss	Pass	Voisin 25-yd pass from Bradley	First Down
Southern Miss	Pass	Voisin 26-yd pass from Bradley	Touchdown
Southern Miss	Pass	Lacy 33-yd pass from Bradley	Touchdown
Old Dominion	Pass	Wayne 30-yd pass from Bradley	Touchdown
Western Kentucky	Pass	Voisin 47-yd pass from Bradley	First Down

DRIVE SUPERLATIVES

	SOUTH ALABAMA (Game)	OPPONENTS (Game)
Shortest Drive (plays)	1 (twice) at Georgia Southern, 11/5 (0:00/2nd qtr)	1 six times, last by Texas State, 11/12 (2:48/4th qtr)
Shortest Drive (yards)	-15 vs. Nicholls, 9/3 (6:24/4th qtr)	-24 by UCLA, 9/17 (0:13/3rd qtr)
Shortest Drive (time elapsed)	0:08 vs. Nicholls, 9/3 (1 play/4yds/2nd qtr)	0:07 by Arkansas State, 10/29 (1 play/7 yds/2nd qtr)
Longest Drive (plays)	15 vs. Old Dominion, 11/26 (69 yds/4th qtr)	17 by Louisiana, 10/1 (82 yds/4th qtr)
Longest Drive (yards)	96 vs. Louisiana Tech, 9/24 (6 plays/1st qtr)	88 by Georgia Southern, 11/5 (10 plays/3rd qtr)
Longest Drive (time elapsed)	7:16 at Arkansas State, 10/29 (11 plays/52 yds/4th qtr)	6:17 by Louisiana, 10/1 (17 plays/82 yds/4th qtr)

SUPERLATIVES**SOUTH ALABAMA INDIVIDUAL GAME HIGHS**

RUSHES	35	La'Damian Webb at Ga. Southern (11/05/2022)
YARDS RUSHING	247	La'Damian Webb at Ga. Southern (11/05/2022)
TD RUSHES	4	La'Damian Webb at Ga. Southern (11/05/2022)
LONG RUSH	69	La'Damian Webb at Arkansas St. (10/29/2022)
PASS ATTEMPTS	53	Carter Bradley vs Western Kentucky (12/22/2022)
PASS COMPLETIONS	36	Carter Bradley vs Western Kentucky (12/22/2022)
YARDS PASSING	420	Carter Bradley vs ULM (10/15/2022)
TD PASSES	4	Carter Bradley vs Texas State (11/12/2022)
LONG PASS	64	Carter Bradley vs ULM (10/15/2022)
RECEPTIONS	12	Caullin Lacy vs ULM (10/15/2022)
YARDS RECEIVING	153	Devin Voisin vs Western Kentucky (12/22/2022)
TD RECEPTIONS	2	Devin Voisin vs Texas State (11/12/2022)
	2	Jalen Wayne vs ULM (10/15/2022)
	2	Jalen Wayne vs Nicholls (09/03/2022)
LONG RECEPTION	64	Jalen Wayne vs ULM (10/15/2022)
PUNTS	8	Jack Brooks at Arkansas St. (10/29/2022)
PUNTING AVG	53.0	Jack Brooks vs Old Dominion (11/26/2022)
LONG PUNT	58	Jack Brooks vs Nicholls (09/03/2022)
PUNTS INSIDE 20	4	Jack Brooks vs Nicholls (09/03/2022)
LONG PUNT RETURN	57	Caullin Lacy vs Louisiana Tech (09/24/2022)
LONG KICKOFF RETURN	49	Caullin Lacy vs ULM (10/15/2022)
TACKLES	17	Jaden Voisin at Southern Miss (11/19/2022)
SACKS	1.5	Jamie Sheriff at Arkansas St. (10/29/2022)
	1.5	Charles Coleman III vs Troy (10/20/2022)
	1.5	Jamie Sheriff vs Troy (10/20/2022)
TACKLES FOR LOSS	3	Trey Kiser vs Texas State (11/12/2022)

SOUTH ALABAMA GAME HIGHS

RUSHES	56	at Ga. Southern (11/05/2022)
YARDS RUSHING	321	at Ga. Southern (11/05/2022)
YARDS PER RUSH	5.7	at Ga. Southern (11/05/2022)
TD RUSHES	4	at Ga. Southern (11/05/2022)
PASS ATTEMPTS	55	vs Western Kentucky (12/22/2022)
PASS COMPLETIONS	37	vs Western Kentucky (12/22/2022)
YARDS PASSING	420	ULM (10/15/2022)
YARDS PER PASS	12.7	ULM (10/15/2022)
TD PASSES	4	Texas State (11/12/2022)
TOTAL PLAYS	89	at Central Mich. (09/10/2022)
TOTAL OFFENSE	615	ULM (10/15/2022)
YARDS PER PLAY	8.3	ULM (10/15/2022)
POINTS	48	Nicholls (09/03/2022)
SACKS BY	4	at Arkansas St. (10/29/2022)
	4	Troy (10/20/2022)
	4	Louisiana Tech (09/24/2022)
FIRST DOWNS	31	at Central Mich. (09/10/2022)
PENALTIES	14	Louisiana Tech (09/24/2022)
PENALTY YARDS	131	Louisiana Tech (09/24/2022)
TURNOVERS	3	at Southern Miss (11/29/2022)
	3	at Ga. Southern (11/05/2022)
PUNTS	8	at Arkansas St. (10/29/2022)
PUNTING AVG	53.0	vs Old Dominion (11/26/2022)
LONG PUNT	58	Nicholls (09/03/2022)
PUNTS INSIDE 20	4	Nicholls (09/03/2022)
LONG PUNT RETURN	57	Louisiana Tech (09/24/2022)

OPPONENT INDIVIDUAL GAME HIGHS


RUSHES	20	Frank Gore, Jr. at Southern Miss (11/19/2022)
YARDS RUSHING	110	Blake Watson vs Old Dominion (11/26/2022)
TD RUSHES	1	Frank Gore, Jr. at Southern Miss (11/19/2022)
	1	Josh Berry vs Texas State (11/12/2022)
	1	Layne Hatcher vs Texas State (11/12/2022)
	1	Jalen White at Ga. Southern (11/05/2022)
	1	DK Billingsley vs Troy (10/20/2022)
	1	Lew Nichols at Central Mich. (09/10/2022)
	1	Marion Lukes at Central Mich. (09/10/2022)
	1	Julien Gums vs Nicholls (09/03/2022)
LONG RUSH	55	Chris Smith at Louisiana (10/01/2022)
PASS ATTEMPTS	55	Austin Reed vs Western Kentucky (12/22/2022)
PASS COMPLETIONS	36	Austin Reed vs Western Kentucky (12/22/2022)
YARDS PASSING	497	Austin Reed vs Western Kentucky (12/22/2022)
TD PASSES	4	Austin Reed vs Western Kentucky (12/22/2022)
		Chandler Rogers vs ULM (10/15/2022)
LONG PASS	83	Chandler Rogers vs ULM (10/15/2022)
RECEPTIONS	11	Malachi Corley vs Western Kentucky (12/22/2022)
YARDS RECEIVING	244	Tyrone Howell vs ULM (10/15/2022)
TD RECEPTIONS	3	Tyrone Howell vs ULM (10/15/2022)
LONG RECEPTION	83	Tyrone Howell vs ULM (10/15/2022)
FIELD GOALS	4	Nicholas Barr-Mira at UCLA (09/17/2022)
LONG FIELD GOALS	51	Brooks Buce vs Troy (10/20/2022)
	51	Kenneth Almendares at Louisiana (10/01/2022)
PUNTS	9	Kylan Dupre vs Nicholls (09/03/2022)
PUNTING AVG	50.8	Luke Elzinga at Central Mich. (09/10/2022)
LONG PUNT	65	Luke Elzinga at Central Mich. (09/10/2022)
PUNTS INSIDE 20	5	Ryan Hanson at Arkansas St. (10/29/2022)
LONG PUNT RETURN	69	Eric Garror at Louisiana (10/01/2022)
LONG KICKOFF RETURN	31	David Robinson vs Nicholls (09/03/2022)
TACKLES	18	Jason Henderson vs Old Dominion (11/26/2022)
SACKS	2	Da'Shawn Davis at Ga. Southern (11/05/2022)
TACKLES FOR LOSS	2.5	Ja'Ques Evans vs Western Kentucky (12/22/2022)
INTERCEPTIONS	1	11 times

OPPONENT GAME HIGHS

RUSHES	41	Troy (10/20/2022)
YARDS RUSHING	163	at Louisiana (10/01/2022)
YARDS PER RUSH	5.4	at Louisiana (10/01/2022)
TD RUSHES	2	Texas State (11/12/2022)
	2	at Central Mich. (09/10/2022)
PASS ATTEMPTS	56	vs Western Kentucky (12/22/2022)
PASS COMPLETIONS	37	vs Western Kentucky (12/22/2022)
YARDS PASSING	522	vs Western Kentucky (12/22/2022)
YARDS PER PASS	14.1	vs Western Kentucky (12/22/2022)
TD PASSES	5	vs Western Kentucky (12/22/2022)
TOTAL PLAYS	82	vs Western Kentucky (12/22/2022)
TOTAL OFFENSE	677	vs Western Kentucky (12/22/2022)
YARDS PER PLAY	8.3	vs Western Kentucky (12/22/2022)
POINTS	44	vs Western Kentucky (12/22/2022)
SACKS BY	4	vs Western Kentucky (12/22/2022)
		at Ga. Southern (11/05/2022)
FIRST DOWNS	30	vs Western Kentucky (12/22/2022)
PENALTIES	8	Louisiana Tech (09/24/2022)
	8	at Central Mich. (09/10/2022)
PENALTY YARDS	85	Louisiana Tech (09/24/2022)
	85	at Central Mich. (09/10/2022)
TURNOVERS	5	Louisiana Tech (09/24/2022)
PUNTS	9	Nicholls (09/03/2022)
	9	at Arkansas St. (10/29/2022)
PUNTING AVG	50.8	at Central Mich. (09/10/2022)
LONG PUNT	65	at Central Mich. (09/10/2022)
PUNTS INSIDE 20	5	at Arkansas St. (10/29/2022)
LONG PUNT RETURN	69	at Louisiana (10/01/2022)

PARTICIPATION

	GP / GS	NICH	CMU	UCLA	LATECH	UL	ULM	TROY	ASU	GASO	TXST	USM	ODU	WKU
0 - Wayne	13/13	START	START	START	START	START	START	START	START	START	START	START	START	START
1 - Jordan	13/12	START	START	START	START	START	START	START	START	START	START	XXX	START	START
1 - Trotter	5/0	XXX	-	-	XXX	-	-	-	-	-	-	XXX	XXX	XXX
2 - Bradley	13/13	START	START	START	START	START	START	START	START	START	START	START	START	START
2 - J. Voisin	13/12	START	START	START	START	XXX	START	START	START	START	START	START	START	START
3 - Webb	12/10	START	START	START	START	START	START	XXX	START	START	START	-	XXX	START
3 - DeShazor, Jr.	12/1	XXX	XXX	XXX	XXX	START	XXX	XXX	XXX	-	XXX	XXX	XXX	XXX
4 - Lacy	13/10	START	XXX	XXX	START	START	START	START	START	START	START	START	XXX	START
4 - Miller	13/13	START	START	START	START	START	START	START	START	START	START	START	START	START
6 - J. Richardson	10/3	START	START	START	-	-	XXX	XXX	-	XXX	XXX	XXX	XXX	XXX
6 - Townsend	12/0	XXX	XXX	XXX	XXX	XXX	XXX	XXX	XXX	XXX	XXX	XXX	XXX	-
7 - Avery	3/0	XXX	XXX	XXX	-	-	-	-	-	-	-	-	-	-
7 - Robinson	11/9	-	-	XXX	START	START	START	XXX	START	START	START	START	START	START
8 - Banks	13/13	START	START	START	START	START	START	START	START	START	START	START	START	START
8 - Thomas-Jones	12/3	XXX	START	START	XXX	XXX	-	XXX	XXX	XXX	XXX	START	XXX	XXX
9 - D. Voisin	13/13	START	START	START	START	START	START	START	START	START	START	START	START	START
9 - Brown	12/0	XXX	XXX	XXX	XXX	XXX	XXX	XXX	XXX	XXX	XXX	XXX	XXX	XXX
10 - Wilfawn	5/4	START	START	START	-	-	-	XXX	-	-	-	-	-	-
10 - McGee	1/0	-	-	XXX	-	-	-	-	-	-	-	-	-	-
11 - Sheriff	13/13	START	START	START	START	START	START	START	START	START	START	START	START	START
11 - Dickerson	4/0	-	XXX	-	XXX	-	-	-	-	-	-	-	-	XXX
12 - Wells	13/1	XXX	XXX	XXX	XXX	XXX	XXX	START	XXX	XXX	XXX	XXX	XXX	XXX
12 - Hickbottom	11/4	XXX	-	-	XXX	XXX	XXX	START	START	XXX	XXX	XXX	XXX	START
13 - Wortham	8/0	XXX	XXX	-	-	XXX	XXX	XXX	-	-	XXX	XXX	XXX	-
13 - Thompson	11/0	XXX	XXX	XXX	XXX	-	XXX	-	XXX	XXX	XXX	XXX	XXX	XXX
14 - Rias	12/12	START	START	START	START	START	START	START	START	START	START	START	-	START
14 - McReynolds	11/2	XXX	XXX	XXX	XXX	XXX	-	-	XXX	XXX	XXX	START	START	XXX
16 - Martin	7/1	XXX	XXX	XXX	XXX	START	XXX	XXX	-	-	-	-	-	-
17 - Chapman	9/1	-	-	XXX	XXX	XXX	XXX	START	XXX	-	-	XXX	XXX	XXX
18 - Luter, Jr.	13/13	START	START	START	START	START	START	START	START	START	START	START	START	START
20 - Crum	11/3	XXX	XXX	XXX	-	-	XXX	XXX	XXX	START	START	XXX	START	XXX
20 - L. Brooks	9/0	XXX	XXX	-	XXX	XXX	XXX	XXX	XXX	XXX	XXX	-	-	-
21 - Bonhomme	3/0	XXX	XXX	XXX	-	-	-	-	-	-	-	-	-	-
22 - Kiser	13/9	XXX	XXX	XXX	START	XXX	START	START	START	START	START	START	START	START
23 - States-Jones	11/0	XXX	XXX	-	-	XXX	XXX	XXX	XXX	XXX	XXX	XXX	XXX	XXX
24 - Fletcher	12/0	XXX	XXX	XXX	XXX	XXX	XXX	XXX	XXX	XXX	XXX	XXX	XXX	XXX
25 - Jacobs	11/0	XXX	XXX	-	XXX	XXX	XXX	XXX	XXX	XXX	XXX	XXX	XXX	XXX
27 - Hopper	12/2	XXX	XXX	-	XXX	START	XXX	XXX	XXX	XXX	XXX	XXX	START	XXX
28 - Drosos	13/0	XXX	XXX	XXX	XXX	XXX	XXX	XXX	XXX	XXX	XXX	XXX	XXX	XXX
28 - J. Brooks	4/0	XXX	XXX	-	-	-	-	XXX	XXX	-	-	-	-	-
29 - Lee	13/0	XXX	XXX	XXX	XXX	XXX	XXX	XXX	XXX	XXX	XXX	XXX	XXX	XXX
29 - Wallace	8/1	-	-	-	XXX	XXX	-	XXX	XXX	-	XXX	XXX	START	XXX
30 - Coleman	13/10	START	START	START	START	START	START	XXX	XXX	START	START	START	START	XXX
31 - Meeks	13/0	XXX	XXX	XXX	XXX	XXX	XXX	XXX	XXX	XXX	XXX	XXX	XXX	XXX
32 - Myrick	2/0	-	-	-	-	-	-	-	XXX	XXX	-	-	-	-
33 - Perry	13/0	XXX	XXX	XXX	XXX	XXX	XXX	XXX	XXX	XXX	XXX	XXX	XXX	XXX
36 - Guajardo	13/0	XXX	XXX	XXX	XXX	XXX	XXX	XXX	XXX	XXX	XXX	XXX	XXX	XXX
37 - Wiggins	1/0	XXX	-	-	-	-	-	-	-	-	-	-	-	-
38 - Hyatt, Jr.	13/2	XXX	XXX	XXX	XXX	XXX	XXX	XXX	XXX	XXX	XXX	START	START	XXX
39 - Hughes	13/0	XXX	XXX	XXX	XXX	XXX	XXX	XXX	XXX	XXX	XXX	XXX	XXX	XXX
45 - E. Smith	8/0	XXX	XXX	XXX	XXX	XXX	-	-	-	-	-	XXX	XXX	XXX
48 - G. Johnson	13/1	XXX	XXX	XXX	XXX	XXX	XXX	XXX	XXX	START	XXX	XXX	XXX	XXX
52 - Gray	3/0	XXX	XXX	-	XXX	-	-	-	-	-	-	-	-	-
55 - Lucas	10/10	START	START	START	START	START	-	START	START	START	-	START	START	START
55 - Strong	10/0	XXX	XXX	-	XXX	XXX	XXX	XXX	XXX	-	XXX	XXX	XXX	XXX
65 - McCullough	11/10	-	-	XXX	START	START	START	START	START	START	START	START	START	START
67 - R. Smith	13/13	START	START	START	START	START	START	START	START	START	START	START	START	START
68 - Jackson	13/13	START	START	START	START	START	START	START	START	START	START	START	START	START
69 - Foster	8/2	-	-	-	-	-	START	XXX	XXX	XXX	START	XXX	XXX	XXX
70 - Strickland	13/13	START	START	START	START	START	START	START	START	START	START	START	START	START
71 - Robinson	12/0	XXX	XXX	XXX	XXX	XXX	XXX	XXX	XXX	XXX	XXX	-	XXX	XXX
74 - Gavin	10/0	XXX	-	-	XXX	-	XXX	XXX	XXX	XXX	XXX	XXX	XXX	XXX
76 - Mixon	12/3	START	START	START	-	XXX	XXX	XXX	XXX	XXX	XXX	XXX	XXX	XXX
78 - Simpson	10/0	XXX	XXX	XXX	XXX	XXX	XXX	-	-	XXX	XXX	-	XXX	XXX
84 - Coleman	2/0	XXX	-	-	XXX	-	-	-	-	-	-	-	-	-
86 - Justice	12/0	XXX	-	XXX	XXX	XXX	XXX	XXX	XXX	XXX	XXX	XXX	XXX	XXX
88 - Sefcik	13/10	START	START	START	START	START	START	START	START	START	START	START	START	START
89 - Pritchett	8/0	XXX	-	-	XXX	-	-	-	XXX	XXX	XXX	XXX	XXX	XXX
90 - C. Johnson	12/0	XXX	XXX	XXX	XXX	XXX	-	XXX	XXX	XXX	XXX	XXX	XXX	XXX
91 - Rawlins-Kibonge	5/0	XXX	XXX	-	XXX	-	-	-	XXX	-	-	XXX	-	-
92 - J. Brooks	13/0	XXX	XXX	XXX	XXX	XXX	XXX	XXX	XXX	XXX	XXX	XXX	XXX	XXX
95 - Higdon	13/0	XXX	XXX	XXX	XXX	XXX	XXX	XXX	XXX	XXX	XXX	XXX	XXX	XXX
99 - Thomas	13/12	START	START	START	START	START	START	START	XXX	START	START	START	START	START

	GAME ONE September 3, 2022 Attendance: 15, 101	
	NICHOLLS	7
	SOUTH ALABAMA	48

BOX SCORE

SCORING SUMMARY

NICHOLLS	0	0	0	7	-	7
SOUTH ALABAMA	10	17	14	7	-	48

1st 4:05	USA	Webb 15-yd run (Guajardo kick)
1st 1:54	USA	Guajardo 39-yd field goal
2nd 13:50	USA	Wayne 52-yd rec from Bradley (Guajardo kick)
2nd 9:27	USA	Bradley 4-yd run (Guajardo kick)
2nd 1:30	USA	Guajardo 48-yd field goal
3rd 6:58	USA	Wayne 37-yd rec from Bradley (Guajardo kick)
3rd 3:52	USA	McReynolds 18-yd rec from Bradley (Guajardo kick)
4th 14:24	NSU	Gums 10-yd run (Lasseigne kick)
4th 11:22	USA	Webb 2-yd run (Guajardo kick)

STATISTICS

TEAM STATS	NICH	USA
FIRST DOWNS	10	24
RUSHES-YARDS (NET)	27-59	39-176
PASSING YDS (NET)	106	332
Passes Comp.-Att.-Int.	15-28-1	26-35-0
TOTAL OFFENSE PLAYS-YARDS	55-165	74-508
Fumble Returns-Yards	0-0	1-0
Punt Returns-Yards	1-2	6-72
Kickoff Returns-Yards	5-114	1-23
Punts (Number-Avg)	9-46.0	6-41.0
Fumbles - Lost	1-1	0-0
Penalties - Yds.	2-9	10-80
Possession Time	25:11	34:49
3rd Down Conversions	2 of 13	3 of 13
4th Down Conversions	0 of 2	1 of 1
Red-Zone Scores - Chances	1-1	4-4
Sacks By: Number - Yards	2-10	0-0


INDIVIDUAL STATISTICS

RUSHING: NICH - Gums 9-33, Granier 2-15, Guggenheim 7-12, Albert 3-8, Carrington 2-4. USA - Webb 18-98, McReynolds 3-25, Avery 5-23, Wells 5-23, Bradley 5-10, Lee 2-1, Trotter 1-(4).

PASSING: NICH - Granier 15-27-1-06, Kelly 0-1-0-0. USA - Bradley 17-25-0-260, Trotter 9-10-0-72.

RECEIVING: NICH - Franklin 3-40, Franklin 3-14, Davis 2-8. USA - Lacy 6-72, McReynolds 4-39, Wayne 3-98, Thomas-Jones 2-28, Townsend 2-23, Webb 2-18, Voisin 2-5.

TACKLES (UA-A-TOT): NICH - Mortin 3-4-7, Lairy 4-2-6, Shaheen 4-2-6, Tobin 1-5-6, Sharkey 4-1-5, Jones 2-3-5, Eddie 1-4-5, Calcote 1-4-5. USA - Wilfawn 6-3-9, Voisin 1-4-5, Brown 2-2-4.

	GAME TWO September 10, 2022 Attendance: 17,205	
	SOUTH ALABAMA	38
	CENTRAL MICHIGAN	24

BOX SCORE

SCORING SUMMARY

SOUTH ALABAMA	20	11	0	7	-	38
CENTRAL MICHIGAN	7	3	0	14	-	24

1st 8:51	USA	Thomas-Jones 15-yd rec from Bradley (kick missed)
1st 5:08	CMU	Nichols 5-yd run (Meeder kick)
1st 1:29	USA	Webb 3-yd run (Guajardo kick)
1st 1:05	USA	Voisin 22-yd rec from Bradley (Guajardo kick)
2nd 12:14	USA	Wayne 10-yd rec from Bradley (2-pt conv good)
2nd 5:47	USA	Guajardo 36-yd field goal
2nd 1:21	CMU	Meeder 48-yd field goal
4th 10:53	USA	Webb 30-yd run (Guajardo kick)
4th 8:43	CMU	Lukes 12-yd run (2-pt conv no good)
4th 4:30	CMU	Wilson 21-yd rec from Richardson (2-pt conv good)

STATISTICS

TEAM STATS	USA	CMU
FIRST DOWNS	30	23
RUSHES-YARDS (NET)	46-148	27-81
PASSING YDS (NET)	354	257
Passes Comp.-Att.-Int.	26-42-1	23-47-0
TOTAL OFFENSE PLAYS-YARDS	88-502	74-338
Fumble Returns-Yards	1-0	0-0
Punt Returns-Yards	1-0	4-42
Kickoff Returns-Yards	1-18	2-22
Punts (Number-Avg)	5-45.0	5-50.8
Fumbles - Lost	0-0	1-1
Penalties - Yds.	9-100	8-85
Possession Time	38:00	22:00
3rd Down Conversions	8 of 17	5 of 15
4th Down Conversions	0 of 1	1 of 4
Red-Zone Scores - Chances	4-6	3-4
Sacks By: Number - Yards	3-18	2-27


INDIVIDUAL STATISTICS

RUSHING: USA - Webb 20-91, Avery 11-30, Lee 5-16, Bradley 5-8, Wells 2-2, Lacy 1-2. CMU - Lukes 3-36, Bailey 4-24, Nichols 15-20, Richardson 5-1.

PASSING: USA - Bradley 26-42-1-354. CMU - Richardson 23-47-0-257.

RECEIVING: USA - Wayne 10-98, Lacy 5-97, Voisin, 4-56, Thomas-Jones 3-38, Webb 1-30. CMU - Wilson 7-73, Carriere 4-69, Nichols 4-38, Bailey 3-21, McCaughy 2-25, Parker 2-18.

TACKLES (UA-A-TOT): USA - Wilfawn 5-1-6, Voisin 4-2-6, Kiser 3-3-6, Jordan 2-3-5, DeShazor 3-1-4, Brown 3-1-4. CMU - Moretti 6-4-10, Whiteside 4-6-10, Kent 6-1-7, Whiteside 4-3-7, Jones 4-3-7, Stepany 4-2-6.

	GAME THREE September 17, 2022 Attendance: 29,344	
	SOUTH ALABAMA	31
	UCLA	32

BOX SCORE

SCORING SUMMARY

SOUTH ALABAMA	10	7	14	0	-	31
UCLA	6	7	10	9	-	32

1st 12:15	UCLA	Barr-Mira 38-yd field goal
1st 8:51	USA	Lee 1-yd run (Guajardo kick)
1st 4:22	UCLA	Barr-Mira 49-yd field goal
1st 1:18	USA	Guajardo 38-yd field goal
2nd 5:54	USA	Webb 9-yd run (Guajardo kick)
2nd 3:25	UCLA	Bobo 9-yd pass from Robinson (Barr-Mira kick)
3rd 13:22	UCLA	Brown 11-yd pass from Robinson (Barr-Mira kick)
3rd 4:46	UCLA	Barr-Mira 28-yd field goal
3rd 1:43	USA	Lee 1-yd run (Guajardo kick)
3rd 0:57	USA	Lacy 4-yd pass from Bradley (Guajardo kick)
4th 12:25	UCLA	Loya 8-yd pass from Robinson (Barr-Mira kick)
4th 0:00	UCLA	Barr-Mira 24-yd field goal

STATISTICS

TEAM STATS	USA	UCLA
FIRST DOWNS	22	23
RUSHES-YARDS (NET)	34-162	37-144
PASSING YDS (NET)	237	263
Passes Comp.-Att.-Int.	26-36-1	20-30-1
TOTAL OFFENSE PLAYS-YARDS	70-399	67-407
Fumble Returns-Yards	0-0	0-0
Punt Returns-Yards	0-0	1-15
Kickoff Returns-Yards	6-333	7-449
Punts (Number-Avg)	2-48.0	1-46.0
Fumbles - Lost	1-1	3-2
Penalties - Yds.	4-35	4-42
Possession Time	32:57	27:03
3rd Down Conversions	9 of 14	7 of 13
4th Down Conversions	0 of 1	1 of 1
Red-Zone Scores - Chances	5-5	6-7
Sacks By: Number - Yards	0-0	1-11


INDIVIDUAL STATISTICS

RUSHING: USA - Webb 16-124, Avery 5-29, Bradley 4-8, Lee 4-6, McReynolds 3-4, Wells 1-2, McGe 1-(11). UCLA - Charbonnet 13-78, Jones 14-65, Thompson-Robinson 7-27.

PASSING: USA - Bradley 26-36-1-237. UCLA - Thompson-Robinson 20-30-0-263.

RECEIVING: USA - Wayne 7-76, D. Voisin 7-64, Webb 6-42, Lacy 4-49, Thomas-Jones 1-5, McReynolds 1-4. UCLA - Bobo 5-89, Charbonnet 3-51, Mokiao-Atimalala 3-47, Loya 3-37, Brown 2-19, Allen 2-7.

TACKLES (UA-A-TOT): USA - Jordan 5-2-7, J. Voisin 4-2-6, Thomas 5-0-5, Miller 3-2-5, Brown 4-0-4, Banks 4-0-4, Kiser 3-1-4. UCLA - Muasau 5-5-10, Osling 8-0-8, Vaughns 6-1-7, Kirkwood 4-2-6.

	GAME FOUR	
	September 24, 2022 Attendance: 17,969	
LOUISIANA TECH		14
SOUTH ALABAMA		38

BOX SCORE**SCORING SUMMARY**

LOUISIANA TECH	0	7	0	7	-	14
SOUTH ALABAMA	14	3	14	7	-	38

1st 12:46 USA Sefcik 3-yd pass from Bradley (Guajardo kick)
 1st 11:10 USA Lacy 57-yd punt return (Guajardo kick)
 2nd 13:02 LAT Harris 52-yd pass from McNeil (Barnes kick)
 2nd 8:54 USA Guajardo 24-yd field goal
 3rd 14:02 USA Banks 24-yd interception return (Guajardo kick)
 3rd 11:06 USA Lacy 19-yd pass from Bradley (Guajardo kick)
 4th 14:51 USA Webb 28-yd pass from Bradley (Guajardo kick)
 4th 10:59 LAT Hebert 4-yd pass from McNeil (Barnes kick)

STATISTICS

TEAM STATS	LATECH	USA
FIRST DOWNS	17	23
RUSHES-YARDS (NET)	29-57	35-175
PASSING YDS (NET)	251	214
Passes Comp.-Att.-Int.	19-34-4	17-25-1
TOTAL OFFENSE PLAYS-YARDS	63-308	60-389
Fumble Returns-Yards	0-0	0-0
Punt Returns-Yards	1-22	2-77
Kickoff Returns-Yards	3-51	2-40
Punts (Number-Avg)	4-39.8	4-42.5
Fumbles - Lost	1-1	0-0
Penalties - Yds.	8-85	14-131
Possession Time	31:09	28:51
3rd Down Conversions	3 of 12	5 of 10
4th Down Conversions	2 of 3	0 of 0
Red-Zone Scores - Chances	1-3	3-4
Sacks By: Number - Yards	1-2	4-35


INDIVIDUAL STATISTICS

RUSHING: LATECH - Garner 7-51, Crosby 10-21, Thornton 4-9, Harris 2-6. USA - Webb 14-75, McReynolds 7-51, Wells 4-19, Lee 4-16.

PASSING: LATECH - McNeil 19-34-4-251. USA - Bradley 14-21-1-178, Trotter 3-4-0-36.

RECEIVING: LATECH - Harris 6-85, Hebert 5-49, Harris 4-84, Maxwell 3-30. USA - Lacy 3-40, Voisin 3-27, Wayne 2-37, McReynolds 2-24, Sefcik 2-9.

TACKLES (UA-A-TOT): LATECH - Williamson 4-5-9, Grubbs 2-6-8, Davis 1-6-7, Singleton 3-2-5. USA - Kiser 5-0-5, Sheriff 2-3-5, Rias 4-0-4, Miller 2-2-4, Jordan 2-2-4, Luter 2-2-4.

	GAME FIVE	
	October 1, 2022 Attendance: 17,969	
SOUTH ALABAMA		20
LOUISIANA		17

BOX SCORE**SCORING SUMMARY**

SOUTH ALABAMA	0	7	3	10	-	20
LOUISIANA	7	0	0	10	-	17

1st 7:53 UL Garror 69-yd punt return (Almendaes kick)
 2nd 2:54 USA Webb 1-yd run (Guajardo kick)
 3rd 8:29 USA Guajardo 38-yd field goal
 4th 12:53 USA Bradley 3-yd run (Guajardo kick)
 4th 7:43 UL Almendaes 51-yd field goal
 4th 0:42 UL Migl 1-yd pass from Woolridge (Almendaes kick)
 4th 0:00 USA Guajardo 43-yd field goal

STATISTICS

TEAM STATS	USA	UL
FIRST DOWNS	21	17
RUSHES-YARDS (NET)	37-116	30-161
PASSING YDS (NET)	245	115
Passes Comp.-Att.-Int.	18-41-1	22-36-2
TOTAL OFFENSE PLAYS-YARDS	78-361	66-276
Fumble Returns-Yards	0-0	0-0
Punt Returns-Yards	2-1	3-80
Kickoff Returns-Yards	1-14	2-36
Punts (Number-Avg)	5-40.0	5-41.2
Fumbles - Lost	1-1	2-1
Penalties - Yds.	8-60	7-66
Possession Time	30:18	29:42
3rd Down Conversions	12 of 21	6 of 16
4th Down Conversions	1 of 3	1 of 1
Red-Zone Scores - Chances	3-4	1-2
Sacks By: Number - Yards	1-12	2-14


INDIVIDUAL STATISTICS

RUSHING: USA - Webb 22-75, McReynolds 3-25, Lee 3-6, Bradley 8-6, Wells 1-4. UL - Smith 12-108, Woolridge 9-37, Williams 6-20, Kobodi 1-6, Fields 1-5.

PASSING: USA - Bradley 18-41-1-245. UL - Woolridge 18-29-1-90, Fields 4-7-1-25.

RECEIVING: USA - Lacy 5-112, Wayne 4-55, Voisin 3-41. UL - Smith 5-16, LeBlanc 3-23, Jefferson 3-21, Rogers 3-20, Johnson 2-11, Migl 2-5.

TACKLES (UA-A-TOT): USA - Miller 4-4-8, Rias 5-2-7, Kiser 4-3-7, Brown 3-4-7, Robinson 2-4-6, Jordan 2-3-5. UL - Quibodeaux 1-8-9, Moncrief 3-4-7, Trahan 3-4-7.

	GAME SIX	
	October 15, 2022 Attendance: 15,549	
ULM		34
SOUTH ALABAMA		41

BOX SCORE**SCORING SUMMARY**

ULM	7	13	0	14	-	34
SOUTH ALABAMA	10	7	17	7	-	41

1st 8:51 USA Guajardo 34-yd field goal
 1st 8:36 ULM Howell 75-yd pass from Rogers (Sutherland kick)
 1st 7:54 USA Wayne 64-yd pass from Bradley (Guajardo kick)
 2nd 12:57 ULM Sutherland 24-yd field goal
 2nd 6:16 ULM Howell 25-yd pass from Rogers (Sutherland kick)
 2nd 4:01 USA Lee 4-yd rush (Guajardo kick)
 2nd 1:45 ULM Sutherland 40-yd field goal
 3rd 12:49 USA Wayne 20-yd pass from Bradley (Guajardo kick)
 3rd 10:36 USA Lacy 24-yd pass from Bradley (Guajardo kick)
 4th 14:55 USA Lee 5-yd run (Guajardo kick)
 4th 9:52 ULM Howell 83-yd pass from Rogers (Sutherland kick)
 4th 5:00 ULM Rasmussen 7-yd pass from Rogers (Sutherland kick)

STATISTICS

TEAM STATS	ULM	USA
FIRST DOWNS	18	25
RUSHES-YARDS (NET)	31-67	41-195
PASSING YDS (NET)	371	420
Passes Comp.-Att.-Int.	20-27-1	25-33-0
TOTAL OFFENSE PLAYS-YARDS	58-438	74-615
Fumble Returns-Yards	0-0	0-0
Punt Returns-Yards	0-0	2-33
Kickoff Returns-Yards	3-49	4-100
Punts (Number-Avg)	5-47.8	4-36.8
Fumbles - Lost	0-0	1-0
Penalties - Yds.	3-25	5-62
Possession Time	28:18	26:42
3rd Down Conversions	3 of 12	6 of 13
4th Down Conversions	2 of 2	0 of 1
Red-Zone Scores - Chances	2-2	5-6
Sacks By: Number - Yards	2-13	3-23


INDIVIDUAL STATISTICS

RUSHING: ULM - Jackson 13-39, Henry 4-15, Rogers 14-13. USA - Lee 15-93, Wells 17-85, Bradley 5-9.

PASSING: ULM - Rogers 20-27-1-371. USA - Bradley - 25-33-0-420.

RECEIVING: ULM - Howell 9-244, Frett 3-83, Mortimer 3-28. USA - Lacy 12-133, Voisin 7-141, Wayne 5-127, Sefcik 1-19.

TACKLES (UA-A-TOT): ULM - Snyder 8-3-11, Griggs 5-3-8, Woodard 5-3-8. USA - Miller 5-4-9, M. Robinson 3-3-6, J. Voisin 3-2-5, Sheriff 2-3-5, Banks 2-3-5.

	GAME SEVEN October 20, 2022 Attendance: 25,450	
	TROY	10
	SOUTH ALABAMA	6

BOX SCORE

SCORING SUMMARY

TROY	0	7	0	3	-	10
SOUTH ALABAMA	0	3	0	3	-	6

2nd 14:56 TROY Billingsley 5-yd run (Buca kick)
 2nd 0:00 USA Guajardo 41-yd field goal
 4th 10:27 USA Guajardo 32-yd field goal
 4th 7:35 TROY Buca 51-yd field goal

STATISTICS

TEAM STATS	TROY	USA
FIRST DOWNS	16	15
RUSHES-YARDS (NET)	41-128	21-31
PASSING YDS (NET)	138	215
Passes Comp.-Att.-Int.	14-19-1	29-41-1
TOTAL OFFENSE PLAYS-YARDS	60-266	62-246
Fumble Returns-Yards	0-0	0-0
Punt Returns-Yards	0-0	2-4
Kickoff Returns-Yards	0-0	1-12
Punts (Number-Avg)	6-42.8	7-41.6
Fumbles - Lost	0-0	1-0
Penalties - Yds.	5-35	6-60
Possession Time	33:24	26:36
3rd Down Conversions	1 of 12	4 of 13
4th Down Conversions	2 of 2	1 of 1
Red-Zone Scores - Chances	1-2	1-1
Sacks By: Number - Yards	3-11	4-21


INDIVIDUAL STATISTICS

RUSHING: TROY - Billingsley 19-86, Vidal 17-64, Watson 1-(-3), Doege 4-(-19).
 USA - Wells 4-21, Webb 8-12, Lee 2-2, Bradley 7-(-4).

PASSING: TROY - Doege 10-15-1-84, Watson 4-4-0-54. USA - Bradley 29-40-1-215.

RECEIVING: TROY - T. Johnson 4-57, R. Johnson 4-56, Billingsley 2-7, Ross 2-4. USA - D. Voisin 9-93, Wayne 9-68, Lacy 7-50, Wells 2-2, Webb 1-9, Thomas-Jones 1-6.

TACKLES (UA-A-TOT): TROY - Martial 7-1-8, Fletcher 7-1-8, Steward 5-1-6, Pettus 4-1-5, Harris 3-2-5, Robertson 1-4-5. USA - Kiser 6-3-9, Banks 6-0-6, Jordan 4-2-6, J. Voisin 4-2-6, Brown 3-3-6, Coleman 3-2-5, Luter 3-2-5, Sheriff 1-4-5.

	GAME EIGHT October 29, 2022 Attendance: 11,714	
	SOUTH ALABAMA	31
	ARKANSAS STATE	3

BOX SCORE

SCORING SUMMARY

SOUTH ALABAMA	14	2	8	7	-	31
ARKANSAS STATE	3	0	0	0	-	3

1st 12:46 USA Webb 3-yd run (Guajardo kick)
 1st 4:02 USA Wayne 49-yd pass from Bradley (Guajardo kick)
 1st 1:24 ASU Zvada 32-yd field goal
 2nd 2:45 USA Safety
 3rd 5:18 USA Webb 1-yd run (Bradley pass to Thomas-Jones good)
 4th 1:34 USA Webb 1-yd run (Guajardo kick)

STATISTICS

TEAM STATS	USA	ASU
FIRST DOWNS	16	9
RUSHES-YARDS (NET)	47-183	19-(-19)
PASSING YDS (NET)	179	177
Passes Comp.-Att.-Int.	17-24-0	22-39-0
TOTAL OFFENSE PLAYS-YARDS	71-362	58-158
Fumble Returns-Yards	0-0	0-0
Punt Returns-Yards	1-9	3-25
Kickoff Returns-Yards	1-14	3-52
Punts (Number-Avg)	8-42.8	9-36.3
Fumbles - Lost	2-0	2-1
Penalties - Yds.	8-35	2-25
Possession Time	35:59	24:01
3rd Down Conversions	3 of 15	2 of 14
4th Down Conversions	2 of 4	1 of 2
Red-Zone Scores - Chances	0-0	1-1
Sacks By: Number - Yards	4-43	0-0


INDIVIDUAL STATISTICS

RUSHING: USA - Webb 28-162, Bradley 4-17, Lee 8-12, McReynolds 4-4, Wells 2-1. ASU - Murray 4-15, Lang 9-14, Sharpe 2-(-5), Blackmon 4-(-43).

PASSING: USA - Bradley 17-24-0-179. ASU - Blackmon 22-39-0-177.

RECEIVING: USA - Thomas-Jones 4-48, Wayne 3-83, Lacy 3-29, Sefcik 3-8. ASU - Traore 8-47, Foreman 6-98, Flemings 3-8, Lang 2-4.

TACKLES (UA-A-TOT): USA - Miller 3-5-8, J. Voisin 4-3-7, Kiser 5-0-5, Luter 3-1-4, Sheriff 2-2-4. ASU - Harris 3-7-10, Thomas 3-6-9, Carmouche 1-6-7.

	GAME NINE November 5, 2022 Attendance: 17,084	
	SOUTH ALABAMA	38
	GEORGIA SOUTHERN	31

BOX SCORE

SCORING SUMMARY

SOUTH ALABAMA	7	10	7	14	-	38
GEORGIA SOUTHERN	21	3	7	0	-	31

1st 11:31 GSU Jackson 43-yd int return (Raynor kick)
 1st 9:20 GSU White 54-yd run (Raynor kick)
 1st 6:56 USA Wayne 10-yd pass from Bradley (Guajardo kick)
 1st 3:24 GSU Burgess 16-yd pass from Vantrease (Raynor kick)
 2nd 14:45 USA Webb 1-yd run (Guajardo kick)
 2nd 10:17 GSU Raynor 22-yd field goal
 2nd 3:23 USA Guajardo 29-yd field goal
 3rd 8:45 GSU Mcafee 7-yd pass from Vantrease (Raynor kick)
 3rd 3:00 USA Webb 5-yd run (Guajardo kick)
 4th 11:46 USA Webb 5-yd run (Guajardo kick)
 4th 5:50 USA Webb 9-yd run (Guajardo kick)

STATISTICS

TEAM STATS	USA	GSU
FIRST DOWNS	29	21
RUSHES-YARDS (NET)	56-321	18-88
PASSING YDS (NET)	193	278
Passes Comp.-Att.-Int.	16-27-2	26-45-1
TOTAL OFFENSE PLAYS-YARDS	83-514	63-366
Fumble Returns-Yards	0-0	0-0
Punt Returns-Yards	1-0	1-(-3)
Kickoff Returns-Yards	2-58	3-44
Punts (Number-Avg)	3-29.3	5-38.4
Fumbles - Lost	2-1	0-0
Penalties - Yds.	13-118	7-60
Possession Time	37:04	22:56
3rd Down Conversions	8 of 15	4 of 12
4th Down Conversions	1 of 1	0 of 1
Red-Zone Scores - Chances	6-7	3-4
Sacks By: Number - Yards	1-7	4-27

INDIVIDUAL STATISTICS

RUSHING: USA - Webb 35-247, McReynolds 6-42, Justice 1-30, Wells 3-18. GSU - White 10-65, Green 5-27, Vantrease 3-(-4).

PASSING: USA - Bradley 16-27-2-193. GSU - Vantrease 26-45-1-278.

RECEIVING: USA - Lacy 3-33, Wayne 3-28, Thomas-Jones 3-17, Voisin 2-42, Sefcik 2-31, Wells 2-26, McReynolds 1-16. GSU - Burgess 8-96, Hood 7-76, Cobb 3-29.

TACKLES (UA-A-TOT): USA - Jordan 8-2-10, Miller 4-3-7, Kiser 2-4-6. GSU - Watson-Trent 4-12-16, Jackson 7-3-10.

**GAME 10**November 12, 2022
Attendance: 14,518

TEXAS STATE	21
SOUTH ALABAMA	38

BOX SCORE

SCORING SUMMARY

TEXAS STATE	0	0	7	14	-	21
SOUTH ALABAMA	10	7	7	14	-	39

1st	13:17	USA	Voisin 41-yd pass from Bradley (Guajardo kick)
1st	5:47	USA	Guajardo 35-yd field goal
2nd	6:55	USA	Thomas-Jones 2-yd pass from Bradley (Guajardo kick)
3rd	7:02	TSU	Groves 4-yd pass from Hatcher (Keller kick)
3rd	1:53	USA	Lacy 41-yd pass from Bradley (Guajardo kick)
4th	13:52	TSU	Berry 5-yd rush (Keller kick)
4th	10:26	USA	Voisin 29-yd pass from Bradley (Guajardo kick)
4th	3:54	TSU	Hatcher 3-yd rush (Keller kick)
4th	2:48	USA	Brown 15-yd int return (Guajardo kick)

STATISTICS

TEAM STATS	TXST	USA
FIRST DOWNS	20	19
RUSHES-YARDS (NET)	25-87	39-106
PASSING YDS (NET)	143	274
Passes Comp.-Att.-Int.	24-42-1	24-30-0
TOTAL OFFENSE PLAYS-YARDS	67-230	73-380
Fumble Returns-Yards	0-0	0-0
Punt Returns-Yards	1-4	3-16
Kickoff Returns-Yards	4-66	3-41
Punts (Number-Avg)	7-32.1	5-42.8
Fumbles - Lost	0-0	1-0
Penalties - Yds.	5-45	11-121
Possession Time	26:27	33:33
3rd Down Conversions	3 of 15	5 of 17
4th Down Conversions	2 of 3	6 of 6
Red-Zone Scores - Chances	3-3	1-3
Sacks By: Number - Yards	2-14	5-20

INDIVIDUAL STATISTICS

RUSHING: TXST - Berry 15-87, Pare 5-18, Hatcher 5 (-18). USA - Lee 14-57, Webb 16-45, McReynolds 2-5, Wells 2-5, Bradley 4 (-6).

PASSING: TXST - Hatcher 24-42-1-143. USA - Bradley 20-34-0-274.

RECEIVING: TXST - Pare 6-30, Groves 3-28, Moorer 3-18, Jeter 3-11. USA - Voisin 6-118, Lacy 3-58, Wayne 3-27, Thomas-Jones 3-22.

TACKLES (UA-A-TOT): TXST - Tupoi 7-7-14, Spears 4-5-9, Williams 3-3-6, Revels 2-4-6. USA - Kiser 10-0-10, Miller 7-0-7, Voisin 5-1-6.

**GAME 11**November 19, 2022
Attendance: 24,032

SOUTH ALABAMA	27
SOUTHERN MISS	20

BOX SCORE

SCORING SUMMARY

SOUTH ALABAMA	3	10	0	14	-	27
SOUTHERN MISS	7	3	7	3	-	20

1st	12:16	USA	Guajardo 27-yd field goal
1st	3:56	USM	Gore 7-yd run (Bourgeois kick)
2nd	5:34	USM	Bourgeois 22-yd field goal
2nd	3:51	USA	Wayne 5-yd pass from Bradley (Guajardo kick)
2nd	0:00	USA	Guajardo 49-yd field goal
3rd	1:09	USM	Brownlee 29-yd pass from Gore (Bourgeois kick)
4th	11:31	USA	Voisin 26-yd pass from Bradley (Guajardo kick)
4th	1:53	USA	Lacy 33-yd pass from Bradley (Guajardo kick)
4th	0:13	USM	Bourgeois 40-yd field goal

STATISTICS

TEAM STATS	USA	USM
FIRST DOWNS	16	21
RUSHES-YARDS (NET)	35-154	33-102
PASSING YDS (NET)	176	125
Passes Comp.-Att.-Int.	17-26-2	19-34-1
TOTAL OFFENSE PLAYS-YARDS	61-411	67-298
Fumble Returns-Yards	0-0	0-0
Punt Returns-Yards	1-16	0-0
Kickoff Returns-Yards	3-90	0-0
Punts (Number-Avg)	2-47.0	5-43.8
Fumbles - Lost	1-1	1-0
Penalties - Yds.	5-51	4-36
Possession Time	28:46	31:14
3rd Down Conversions	5 of 14	6 of 15
4th Down Conversions	2 of 4	2 of 3
Red-Zone Scores - Chances	2-3	3-3
Sacks By: Number - Yards	2-11	2-14

INDIVIDUAL STATISTICS

RUSHING: USA - McReynolds 15-100, Lee 5-25, Trotter 1-15, Wells 5-14, Justice 1-4, Bradley 6 (-5). USM - Gore 20-66, Pittman 2-16, Lowe 6-15.

PASSING: USA - Bradley 15-22-2-238, Trotter 2-4-0-19. USM - Lowe 18-33-1-167, Gore 1-1-0-29.

RECEIVING: USA - Voisin 6- 97, Wayne 4-33, McReynolds 3-66, Wells 2-19. USM - Brownlee 7-109, Jones 3-26, Caston 2-23, Gore 2-18, Pittman 2-3.

TACKLES (UA-A-TOT): USA - Voisin 6-11-17, Kiser 5-3-8, Sheriff 1-5-6. USM - Shorts 4-7-11, Gill 3-4-7, Latham 1-6-7.

**GAME 12**November 26, 2022
Attendance: 11,407

OLD DOMINION	20
SOUTH ALABAMA	27

BOX SCORE

SCORING SUMMARY

OLD DOMINION	10	10	0	0	-	20
SOUTH ALABAMA	7	6	7	7	-	27

1st	12:34	ODU	Harvey 26-yd pass from Wolff (Sanchez kick)
1st	6:09	USA	Lacy 10-yd pass from Bradley (Guajardo kick)
1st	3:27	ODU	Sanchez 33-yd field goal
2nd	12:21	USA	Guajardo 23-yd field goal
2nd	8:33	ODU	Watson 6-yd pass from Wolff (Sanchez kick)
2nd	2:52	USA	Guajardo 46-yd field goal
2nd	0:00	ODU	Sanchez 18-yd field goal
3rd	4:50	USA	Wayne 30-yd pass from Bradley (Guajardo kick)
4th	6:40	USA	Thomas-Jones 2-yd pass from Bradley (Guajardo kick)

STATISTICS

TEAM STATS	ODU	USA
FIRST DOWNS	17	24
RUSHES-YARDS (NET)	25-96	49-208
PASSING YDS (NET)	285	190
Passes Comp.-Att.-Int.	21-36-0	17-29-1
TOTAL OFFENSE PLAYS-YARDS	61-381	78-398
Fumble Returns-Yards	0-0	0-0
Punt Returns-Yards	0-0	2-0
Kickoff Returns-Yards	3-66	1-20
Punts (Number-Avg)	4-43.5	2-53.0
Fumbles - Lost	0-0	1-0
Penalties - Yds.	5-55	5-40
Possession Time	24:52	35:08
3rd Down Conversions	7 of 15	9 of 17
4th Down Conversions	1 of 2	3 of 3
Red-Zone Scores - Chances	3-3	3-3
Sacks By: Number - Yards	1-6	3-26

INDIVIDUAL STATISTICS

RUSHING: ODU - Watson 18-110, Wolff 7-14. USA - Webb 18-74, McReynolds 10-56, Wells 9-40, Bradley 5-22, Trotter 1-14.

PASSING: ODU - Wolff 21-36-0-285. USA - Bradley 17-29-1-190.

RECEIVING: ODU - Watson 6-88, Granger 5-71, Paige 3-26, Harvey 2-35, Spencer 2-11. USA - Lacy 6-53, Wayne 3-63, Voisin 3-36, McReynolds 2-18.

TACKLES (UA-A-TOT): ODU - Henderson 6-12-18, Johnson 6-3-9, Williams 5-3-8, Lowry 4-2-6. USA - Voisin 5-3-9, Banks 4-3-7, Kiser 5-1-6.



GAME 13
December 22, 2022
Attendance: 13,456

WKU	44
SOUTH ALABAMA	23

BOX SCORE**SCORING SUMMARY**

WKU	14	17	10	3	-	44
SOUTH ALABAMA	0	3	14	6	-	23

1st 13:11 WKU Smith 44-yd pass from Reed (Munson kick)
 1st 8:46 WKU Beljan 27-yd pass from Reed (Munson kick)
 2nd 13:44 WKU Hall 25-yd pass from Smith (Munson kick)
 2nd 9:23 WKU Munson 23-yd field goal
 2nd 1:38 USA Guajardo 30-yd field goal
 2nd 0:00 WKU McCorley 1-yd pass from Reed (Munson kick)
 3rd 12:57 USA Thomas-Jones 10-yd pass from Bradley (Guajardo kick)
 3rd 11:19 WKU Corley 39-yd pass from Reed (Munson kick)
 3rd 5:05 WKU Munson 31-yd field goal
 3rd 3:12 USA Webb 5-yd pass from Bradley (Guajardo kick)
 4th 9:24 WKU Munson 31-yd field goal
 4th 6:01 USA Voisin 12-yd pass from Bradley (kick missed)

STATISTICS

TEAM STATS	WKU	USA
FIRST DOWNS	30	28
RUSHES-YARDS (NET)	26-155	25-44
PASSING YDS (NET)	522	377
Passes Comp.-Att.-Int.	37-56-1	37-55-2
TOTAL OFFENSE PLAYS-YARDS	82-677	80-421
Fumble Returns-Yards	0-0	0-0
Punt Returns-Yards	0-0	0-0
Kickoff Returns-Yards	2-43	4-105
Punts (Number-Avg)	2-38.5	4-46.8
Fumbles - Lost	0-0	1-0
Penalties - Yds.	7-70	3-27
Possession Time	28:44	31:16
3rd Down Conversions	6 of 13	7 of 16
4th Down Conversions	0 of 0	0 of 3
Red-Zone Scores - Chances	4-7	4-4
Sacks By: Number - Yards	4-27	0-0

INDIVIDUAL STATISTICS

RUSHING: WKU - Stepp 7-63, Ervin-Poindexter 9-33, Mathison 1-31, Reed 4-25. USA - Webb 12-48, McReynolds 4-15, Wells 2-8, Bradley 5-(-5), Trotter 1-(-10).

PASSING: WKU - Reed 36-55-1-497, Smith 1-1-0-25. USA - Bradley 36-53-2-360, Trotter 1-2-0-17.

RECEIVING: WKU - Corley 11-114, Hall 9-138, Smith 6-145, Beljan 3-42, Mathison 3-35, Ervin-Poindexter 3-33, Simon 2-15. USA - Voisin 11-153, Lacy 7-57, Thomas-Jones 4-45, McReynolds 4-38, Webb 4-29, Pritchett 2-24, Wayne 2-22, Wells 2-7, Sefcik 1-2.

TACKLES (UA-A-TOT): WKU - Smith 7-2-9, Stout 3-5-8, Ignont 4-3-7, Evans 3-3-6, Shaw 4-1-5, Williams 3-2-5. USA - Thompson 6-1-7, Jordan 5-0-5, Luter 4-1-5, Banks 4-1-5, Kiser 3-2-5, Miller 2-3-5.

ALL-TIME HONORS

All-America

Year	Player	Organization
2022	Yam Banks, DB	Pro Football Focus (2nd) College Football Network (3rd) Phil Steele Publications (4th)
2021	Trey Kiser, LB La'Damian Webb, RB Jalen Tolbert, WR	College Football Network (HM) College Football Network (HM) Pro Football Network (1st) Senior Bowl (1st) Phil Steele Publications (4th)
2020	Darrell Luter Jr., CB	Pro Football Focus (2nd) Phil Steele Publications (HM) Pro Football Network (HM)
2020	Keith Gallmon, S	Pro Football Focus (1st)
2019	Tra Minter, AP	Phil Steele Publications (HM)
2011	Jordan Means, PK	Beyond Sports College Network (HM)

Conference Offensive Player of the Year

Year	Player
2021	Jalen Tolbert, WR

Conference Defensive Player of the Year

Year	Player
2017	Jeremy Reaves, DB

Conference Coach of the Year

Year	Coach
2013	Joey Jones

All-Conference

Year	Player
2022	1st: Yam Banks, DB; La'Damian Webb, RB 2nd: Diego Guajardo, PK; Jalen Wayne, WR 3rd: James Jackson, DL; Darrell Luter Jr. DB HM: Carter Bradley, QB; Devin Voisin, WR; Jaden Voisin, DB; Wy'Kevious Thomas, DL
2021	1st: Darrell Luter Jr., DB; Jalen Tolbert, WR 2nd: Keith Gallmon Jr., DB 3rd: Lincoln Sefcik, TE HM: Jake Bentley, QB; Jack Brooks, P; Wy'Kevious Thomas, DL; Jalen Wayne, WR
2020	1st: Riley Cole, LB; Jalen Tolbert, WR 2nd: Kawaan Baker, WR 3rd: Keith Gallmon Jr., DB; Diego Guajardo, PK; Jeremiah Littles, DL HM: Brandon Crum, TE; Carlos Davis, RB; Gi'Narious Johnson, DL; Nick Mobley, LB
2019	1st: Tra Minter, AP 2nd: Jeffery Whatley, DL 3rd: Travis Reed, DB HM: Kawaan Baker, WR; Sean Brown, DL; Riley Cole, LB; Jacob Shoemaker, OL 2nd: Bull Barge, LB; Nigel Lawrence, DB; Tra Minter, RS/AP; Tyree Turner, DL; Jamarius Way, WR HM: Ryan Alexander, OL; Kawaan Baker, WR; Jordon Beaton, DL; Darian Mills, DB
2017	1st: Gavin Patterson, PK; Jeremy Reaves, DB; Corliss Waitman, P 2nd: Noah Fisher, OL; Jamarius Way, WR HM: Bull Barge, LB; Nigel Lawrence, DB; Finessé Middleton, DL; Darrell Songy, LB
2016	1st: Randy Allen, DL; Gerald Everett, TE; Jeremy Reaves, DB 2nd: Josh Magee, WR; Brandon McKee, P HM: Roman Buchanan, LB; Kalen Jackson, DB; Xavier Johnson, RB/RS; Kevin Kutcher, WR
2015	1st: Blake Dees, LB; Gerald Everett, TE; Joseph Scelfo, OL 2nd: Roman Buchanan, DB; Chris May, OL; Jeremy Reaves, DB HM: DeMarion Harper, DL; Kalen Jackson, LB; Xavier Johnson, RB/RS; Aleem Sunanon, PK
2014	2nd: Terrell Brigham, DB; Maleki Harris, LB; Jerome McClain, DL; Theo Rich, DL; Shavarez Smith, WR; Ucambre Williams, OL HM: Montell Garner, DB; Jesse Kelley, DL; Chris May, OL; Melvin Meggs, OL
2013	1st: Romelle Jones, DL; Chris May, OL; Alex Page, DL; Wes Saxton, TE 2nd: Ross Metheny, QB; Shavarez Smith, WR; Enrique Williams, LB; Ucambre Williams, DL HM: Jay Jones, RB; Aleem Sunanon, PK
2012	1st: Jake Johnson, LB 2nd: Alex Page, DL HM: B.J. Scott, DB; Enrique Williams, LB

Conference Players of the Week

Year	Player
2022	La'Damian Webb (O: 1107) La'Damian Webb (O: 1031) Jaden Voisin (O: 1121)
2021	Jake Bentley (O: 018) Diego Guajardo (ST: S13)

2020	Kawaan Baker (O: 026) Riley Cole (O: 019) Nick Mobley (O: S7) Jalen Tolbert (O: S7, N30)
2018	Tra Minter (O: N26; ST: 015) Jamarius Way (O: S17)
2017	Bull Barge (O: N13) Cole Garvin (O: N13) Gus Nave (ST: S18) Jeremy Reaves (O: 023)
2016	Roman Buchanan (O: S5) Dallas Davis (O: S5) Cole Garvin (O: 03) Xavier Johnson (O: 05) Brandon McKee (ST: 031, N21) Jalen Thompson (O: N28)
2015	Blake Dees (O: N9) Kalen Jackson (O: 05) Jeremy Reaves (O: S21; ST: N16) Aleem Sunanon (ST: S7, S21)
2014	Brandon Bridge (O: 020) Maleki Harris (O: S15)
2013	Jay Jones (O: 09) Ross Metheny (O: S9) Pat Moore (O: 09) Tyrell Pearson (O: S16) Shavarez Smith (O: 02) Aleem Sunanon (ST: S16)
2012	Michel Chapuseaux (ST: 015, N26) Pat Moore (ST: 022)

National Football Foundation V. Campbell Trophy Semifinalists

Year	Player
2020	Brian Ankersen, OL
2018	Gavin Patterson, PK
2017	Harrison Loudon, OL

National Football Foundation Hampshire Honor Society

Year	Player
2019	Chason Milner, DE Gavin Patterson, PK
2018	Dominic Esposito, OL Harrison Loudon, OL
2017	Roman Buchanan, LB
2015	Jesse Kelley, DL

Academic All-America

Year	Player
2018	Rowan Godwin, OL (2nd)
2012	Trey Clark, OL (2nd)
2011	*Trey Clark, OL

* Named to the Football Championship Subdivision Athletics Directors Association Academic All-Star Team

Academic All-District

Year	Player
2021	Gi'Narious Johnson, DL
2020	Brian Ankersen, OL Gi'Narious Johnson, DL
2019	Brian Ankersen, OL Nick Mobley, LB
2018	Brian Ankersen, OL Rowan Godwin, OL Gavin Patterson, PK
2014	Rush Hendricks, TE Jesse Kelley, DL
2013	Rush Hendricks, TE
2012	Trey Clark, OL Alex Page, DL
2011	Trey Clark, OL

Conference Academic Honors

Sun Belt Conference Postgraduate Scholar Athlete of the Year

Year	Player
2013-14	Rush Hendricks

ALL-TIME HONORS

Sun Belt Conference Postgraduate Scholarship Award Winner

Year	Player
2018-18	Gavin Patterson

Sun Belt Conference Commissioner's List (3.50+ grade-point average)

Year	Player
2021-22	--
2020-21	Brian Ankerson, Jack Brooks, Jake Harwell, Chris Henderson, Jacob Hopper, Todd Justice, Kade Koler, Hadon Merchant, Jamie Sheriff
2019-20	Brian Ankerson, Damell Bell, Daqwan Bryant, Jake Harwell, Gi'Narious Johnson, Todd Justice, Kade Koler, Tanner McGee
2018-19	Brian Ankerson, Jaren Fields, Rowan Godwin, Jake Harwell, John Tank Miller, Michael Moore, Gavin Patterson
2017-18	Brian Ankerson, Zach Befort, Zach Davis, Rowan Godwin, Parker Mason, Chason Milner, Nick Mobley, Gavin Patterson, John Robinson, Matt Stefin, Tyree Vines
2016-17	Dewayne Alford, Brian Ankerson, Dominic Esposito, Rowan Godwin, Harrison Louden, Gavin Patterson, Christian Pearsall, Austin Taylor
2015-16	Dami Ayoola, Matt Floyd, Cole Garvin, Harrison Louden, Gavin Patterson, Christian Pearsall, Ronnie Reed, Collier Smith
2014-15	Shaun Artz, Rush Hendricks, Zac Henry, Brad Murry, Christian Pearsall, Ronnie Reed, Milton Revell, Alexander Theodore
2013-14	Shaun Artz, Corey Besteda, Rush Hendricks, Jeremé Jones, Jesse Kelley, Bryant Lavender, Ross Metheny, Ryan Onkka, Alex Page
2012-13	Shaun Artz, Ryne Baxter, Andy Dalglish, Kennedy Helms, Rush Hendricks, Jesse Kelley, Bryant Lavender, Ross Metheny, Alex Page, Kolt Peavey, Joseph Scelfo
2011-12	Shaun Artz, Trey Clark, Rush Hendricks, Coleman Hornaday, Taylor Malone, Kolt Peavey, Chris Rivers, Nathan Sassaman, Josh Terry, Ucambre Williams

Sun Belt Conference Academic Honor Roll (3.00-3.49 grade-point average)

Year	Player
2021-22	--
2020-21	Sullivan Altman, Cooper Charlton, Charles Coleman III, Nae'Saan Dickerson, Brian Garcia, Jack Green, Luke Hammond, Nate Howard, Gi'Narious Johnson, Parker Kahlert, Noah Karwacki, Jeremiah Littles, Darrell Luter Jr., Tanner McGee, Andrew McMillan, Nick Mobley, Braden Moody, Tylan Morton, Destin Myers, AJ Phillips, Patrick Rosette, Trey Simpson, Cade Sutherland, Dylan Thomas, Zyon Walker, Jared Wilson, Forrest Winton
2019-20	Riley Cole, Brandon Crum, Conner Estes, Diego Guajardo, Parker Kahlert, Jeremiah Littles, Josh McCulloch, John Tank Miller, Patrick Palmer, AJ Phillips, Hunter Riggan, Patrick Rosette, Trey Simpson, Doug Sullivan, Cade Sutherland, Troy Thingstad, Jamel Thomas, Jalen Tolbert, Devin Voisin, Jaden Voisin
2018-19	Travis Bird, KD Floyd, Keith Gallmon, Cameron Hatcher-Owens, Jackson Holladay, Konnor Houston, Kade Koler, Jeremiah Littles, Chason Milner, Nick Mobley, Braden Moody, Destin Myers, Spencer Perry, Collier Smith, Cade Sutherland, Desmond Trotter
2017-18	Tre Alford, Raphael Barr, Dallas Davis, Wade Forde, Cole Garvin, Sean Grayer, Tyler Grimsley, Jake Harwell, Jackson Holladay, Jeremiah Littles, Finessé Middleton, Evan Orth, Jeremy Reaves, Austin Taylor, Jalen Tolbert, Hunter Warren, Blake Worthy
2016-17	Tre Alford, Raphael Barr, Clay Burt, Caleb Butler, Zach Davis, Wade Forde, Cole Garvin, Jake Harwell, Konnor Houston, Easton Marshall, Chason Milner, Andrew Reinkemeyer, John Robinson, Collier Smith, Matt Stefin, Diantae Thomas, Curtis Williams
2015-16	Dewayne Alford, Tre Alford, Braedon Bowman, Roman Buchanan, Malcolm Buggs, James Bynes, Cody Clements, Dallas Davis, Zach Davis, Steven Foster, Sam Harris, Clay Machen, Milton Revell, John Robinson, Joseph Scelfo, Tim Simmons, Matt Stefin, Berron Tyson
2014-15	Tre Alford, Roman Buchanan, Caleb Butler, Austin Cole, John Dombrowski, Matt Floyd, Steven Foster, Jimmie Gipson III, Cordivido Grice, DeMarion Harper, Sam Harris, Jesse Kelley, Harrison Louden, Jared Maldonado, Chris McConnell, Chason Milner, Deonta Moore, Nathan Sassaman, Aleem Sunanon, Berron Tyson
2013-14	Tre Alford, Daniel Aust, Brandon Bridge, Roman Buchanan, Steven Foster, Jake Howton, Marcus Jackson, Jay Jones, Conner Kammerlocher, Clay Machen, Melvin Meggs, Nathan Sassaman, Joseph Scelfo, Berron Tyson, Julien Valentin, Corey Waldon, Ucambre Williams
2012-13	Austin Cole, John Dombrowski, Logan Gunn, Ellis Hill, Jake Howton, Clay Machen, Ryan Onkka, Chris Rivers, Brandon Ross, Nathan Sassaman, Tremain Smith
2011-12	Andy Dalglish, Scott Garber, T.J. Glover, Kennedy Helms, Jake Howton, Dylan Hutto, Logan Rogers, Brandon Ross, Byron Sneed

All-Star Games

Year	Player	Game
2023	Darrell Luter Jr.	Reese's Senior Bowl
	Jalen Wayne	Reese's Senior Bowl
	James Jackson	NFLPA Collegiate Bowl
2022	Ja'Chai Baker	NFLPA Collegiate Bowl
	Jalen Tolbert	Senior Bowl
2021	Kawaan Baker	Hula Bowl
	Riley Cole	Senior Bowl
	Jeremiah Littles	Hula Bowl
2020	Tra Minter	NFLPA Collegiate Bowl
2018	Jeremy Reaves	Senior Bowl, East-West Shrine Game
2017	Gerald Everett	Senior Bowl
2015	Brandon Bridge	NFLPA Collegiate Bowl
	Jerome McClain	College Gridiron Showcase
	Wes Saxton	Senior Bowl, East-West Shrine Game
2013	Jake Johnson	Senior Bowl, NFLPA Collegiate Bowl
	B.J. Scott	Senior Bowl, NFLPA Collegiate Bowl
2011	Courtney Smith	Senior Bowl

Jim Yance Heart of a Jaguar Award

Year	Player
2022	
2021	
2020	Riley Cole
2019	Jeffery Whatley
2018	Bull Barge
2017	Wade Forde
2016	Devon Earl
2015	Tre Alford
2014	Jesse Kelley
2013	Ross Metheny
2012	B.J. Scott
2011	Andy Dalglish
	Jake Johnson
2009	Justin Dunn

Jaguar Male Student-Athlete of the Year

Year	Player
2017-18	Jeremy Reaves
2013-14	Ross Metheny
2011-12	Jake Johnson
2010-11	Charlie Higgenbotham

THE LEGACY OF NO. 5



ANTHONY MOSTELLA
1988 - 2010



There are many special numbers throughout college football and college athletics whether it be No. 12 for the 12th Man at Texas A&M or No. 38 at Ole Miss to remember former Rebel Chucky Mullins, but for South Alabama, the No. 5 will forever hold a significant place in the hearts of every Jaguar.

On June 13, 2010, the University of South Alabama lost a member of the football program when Anthony Mostella (1988-2010), a member on the inaugural Jaguar squad, passed away near his home of Oneonta, Ala., in a traffic accident. Mostella, who would have been a senior that fall, was loved and respected by all his teammates and coaches, someone whose contributions to the program on the field were exceeded by what he was able to accomplish away from the game.

Voted a team captain during the 2009 season, Mostella – a running back who came to South Alabama in order to continue his relationship with then head coach Joey Jones – displayed his selfless nature with his contributions on special teams and in the locker room, while fellow teammates racked up more yardage running the ball. In his one season, Mostella rushed for 180 yards and three touchdowns, and was also credited with seven tackles on special teams coverage units.

He came to USA and Mobile after playing for Jones at Birmingham-Southern in 2007, sacrificing a season of collegiate eligibility in order to help build the Jaguar program by taking part in its first-ever spring practice in March and April of 2009. During that time he established himself not only as a leader, but as an ambassador for the program as it established its roots in the community.

Beginning during the 2010 season, the Jaguars honored Mostella each fall as one member of the senior class was chosen by his teammates and coaches to wear his No. 5 jersey for their final season.

That tradition carried on until through the 2019 season. When Kane Wommack was named the program's third head coach, the tradition was brought back, but with a new twist. Instead of a selected senior being able to wear the jersey for the entire season, Wommack decided to award it to a different individual throughout the season. Whenever the honor is given to a lineman, they wear No. 55.

"Anthony was the epitome of a true student-athlete and a tremendous role model to his peers. His character and leadership skills will always be an example for everyone in our program to follow."

– Former South Alabama Head Coach Joey Jones

2022

Nicholls: Keith Gallmon (Sr., Mobile, Ala.)
Central Michigan: Darrell Luter Jr. (Sr., Hattiesburg, Miss.)
UCLA: James Jackson (Sr., Moss Point, Miss.)
Louisiana Tech: Jalen Wayne (Sr., Spanish Fort, Ala.)
Louisiana: Desmond Trotter (R-Jr., Irondale, Ala.)
ULM: Yam Banks (So., Ridgeland, Miss.)
Troy: Carter Bradley (Jr., Jacksonville, Fla.)
Arkansas State: Jack Brooks (Jr., Wagga Wagga, NSW, Australia)
Georgia Southern: La'Damian Webb (Jr., Opelika, Ala.)
Texas State: Brandon Crum (Jr., Auburn, Ala.)
Southern Miss: Jamie Sheriff (R-Jr., Terry, Miss.)
Old Dominion: A.J. DeShazor Jr. (Sr., Lakeland, Fla.)
Western Kentucky: Marvin Martin (So., Vicksburg, Miss.)

2021

Southern Mississippi: A.J. DeShazor Jr. (Jr., Lakeland, Fla.)
Bowling Green: Jalen Tolbert (Jr., Mobile, Ala.)
Alcorn State: Gi'Narious Johnson (Jr., Gulfport, Miss.)
Louisiana: Keith Gallmon Jr. (Jr., Mobile, Ala.)
Texas State: James Jackson (Jr., Moss Point, Miss.)
Georgia Southern: Yam Banks (Fr., Ridgeland, Miss.)
ULM: Jake Bentley (Sr., Opelika, Ala.)
Arkansas State: Terrion Avery (Jr., Wiggins, Miss.)
Troy: Darrell Luter Jr. (Jr., Hattiesburg, Miss.)
Appalachian State: Trey Simpson (So., Mobile, Ala.)
Tennessee: Wy'Kevious Thomas (R-Fr., Riverdale, Ga.)
Coastal Carolina: Chris Henderson (Sr., Hampton, Ga.)

2017 - Malcolm Buggs (Jr., Opelika, Ala.)
 2016 - Roman Buchanan (Sr., Enterprise, Ala.)
 2015 - Terrance Timmons (Sr., Mobile, Ala.)
 2014 - Jeremé Jones (Sr., Mobile, Ala.)
 2013 - Bryant Lavender (Sr., Gulfport, Miss.)
 2012 - Brandon Ross (Sr., Tuskegee, Ala.)
 2011 - Paul Bennett (Sr., Maylene, Ala.)
 2010 - Justin Dunn (Sr., McCalla, Ala.)

IN THE PROS

Player	Team (Years)
Randy Allen	Baltimore Ravens, NFL (2017)
Kawaan Baker	New Orleans Saints, NFL (2021-)
Paul Bennett	San Antonio Talons, afl (2012-13)
Braedon Bowman	Jacksonville Jaguars, NFL (2016)
	New York Jets, NFL (2016)
	New Orleans Saints, NFL (2017)
	Los Angeles Chargers, NFL (2017)
Brandon Bridge	Birmingham Iron, AAF (2019)
	Dallas Cowboys, NFL (2015)
	Montreal Alouettes, CFL (2015-16)
	Saskatchewan Roughriders, CFL (2016-18)
	Toronto Argonauts, CFL (2019)
	British Columbia Lions, CFL (2019)
Jamal Brooks	Washington Defenders, XFL (2022)
Roman Buchanan	Atlanta Falcons, NFL (2017)
Riley Cole	Kansas City Chiefs, NFL (2021)
Clifton Crews	Tampa Bay Buccaneers, NFL (2014)
Gerald Everett	Los Angeles Rams, NFL (2017-20)
	Seattle Seahawks, NFL (2021)
	Los Angeles Chargers (2022)
Qudarius Ford	Saskatchewan Roughriders, CFL (2016)
	Toronto Argonauts, CFL (2017-19)
	Hamilton Tiger-Cats, CFL (2020)
Montell Garner	St. Louis Rams, NFL (2015)
	Pittsburgh Steelers, NFL (2016)
Maleki Harris	Calgary Stampeders, CFL (2015-18)
	British Columbia Lions, CFL (2019)
Kalen Jackson	Los Angeles Rams, NFL (2017)
Romelle Jones	Las Vegas Outlaws, afl (2014)
Quinton Lane	Baltimore Ravens, NFL (2018)
Gabe Loper	Winnipeg Blue Bombers, CFL (2014)
Josh Magee	Atlanta Falcons, NFL (2017)
Gabriel Mass	Carolina Panthers, NFL (2017)
Jerome McClain	Cleveland Browns, NFL (2015)
Melvin Meggs	Green Bay Packers, NFL (2015)
	Kansas City Chiefs, NFL (2015)
	San Diego Chargers, NFL (2015)
Tyrell Pearson	Green Bay Blizzard, IFL (2017)
Jeremy Reaves	Philadelphia Eagles, NFL (2018)
	Washington Football Team, NFL (2018-)
Travis Reed	Indianapolis Colts, NFL (2020)
Wes Saxton	New York Jets, NFL (2015-16)
	Washington Redskins, NFL (2016)
	Buffalo Bills, NFL (2017)
	Detroit Lions, NFL (2018)
	San Francisco 49ers, NFL (2018)
	Birmingham Iron, AAF (2019)
	Seattle Seahawks, NFL (2019)
	St. Louis BattleHawks, XFL (2020)
B.J. Scott	Chicago Bears, NFL (2013)
	Montreal Alouettes, CFL (2013)
Courtney Smith	New York Jets, NFL (2011)
	Hamilton Tiger-Cats, CFL (2011)
	New Orleans VooDoo, afl (2012-14)
Damond Smith	British Columbia Lions, CFL (2013)
	Kansas City Chiefs, NFL (2014)
	Arizona Cardinals, NFL (2015)
	Tampa Bay Storm, afl (2017)
Darrell Songy	New Orleans Saints, NFL (2018)
Ralph Turner	Utah Blaze, afl (2011)
Corliss Waitman	Denver Broncos (2022-)
	Pittsburgh Steelers, NFL (2020, '21)
	Las Vegas Raiders, NFL (2021)
	New England Patriots, NFL (2021)

Jamarius Way

Green Bay Packers, NFL (2019)

Denver Broncos, NFL (2019)

British Columbia Lions, CFL (2020)

Jeffery Whatley

Cleveland Browns, NFL (2020)

Ucambre Williams

Calgary Stampeders, CFL (2016-21)

Jaguars In The Draft

Year	Player	Team	Round (Pick/Overall)
2022	Darrell Luter Jr.	San Francisco 49ers (NFL)	5 (20/155)
2021	Kawaan Baker	New Orleans Saints (NFL)	7 (27/255)
2017	Gerald Everett	Los Angeles Rams (NFL)	2 (12/44)
2015	Brandon Bridge	Montreal Alouettes (CFL)	4 (4/31)
2022	Jalen Tolbert	Dallas Cowboys (NFL)	3 (24/88)

ALL-TIME LETTERWINNERS**- A -**

Aiman Al-Selwadi, Pensacola, Fla., '09
 Roy Albritton, Pensacola, Fla., '17-19
 Ryan Alexander, Floral Park, N.Y., '16-18
 Dewayne Alford, Suffolk, Va., '15
 Tre Alford, Tuscaloosa, '14-15, '17
 Randy Allen, Sacramento, Calif., '15-16
 Sullivan Altman, Rockledge, Fla., '21-22
 Brian Ankerson, Theodore, '17-20
 Akeem Appleton, Fort Payne, '12-13
 Shaun Artz, Buford, Ga., '10-13
 Daniel Aust, Hoover, '13-15
 Terrior Avery, Wiggins, Miss., '20-21
 Dami Ayoola, Ft. Lauderdale, Fla., '15-16

- B -

Kendell Bagnerise, New Orleans, La., '09-10
 Demetre Baker, Orange Park, Fla., '11-12
 Ja'Chai Baker, Omaha, Neb., '21
 Kawaan Baker, Atlanta, Ga., '17-20
 Yam Banks, Ridgeland, Miss., '20-22
 Ken Barefield, Hoover, '09-11
 Bull Barge, Moultrie, Ga., '15-18
 Cori Barnett, Niceville, Fla., '10-11
 Raphael Barr, Fontana, Calif., '17
 Ryne Baxter, Citronelle, '09-12
 Nick Bear, Lakewood, Calif., '09-13
 Jordan Beaton, Gulfport, Miss., '18-19
 Zach Befort, Wichita, Kan., '16-17
 Christian Bell, Birmingham, '20-21
 C.J. Bennett, Tampa, Fla., '10-12
 Logan Bennett, Cairo, Ga., '09-11
 Paul Bennett, Maylene, '09-11
 Jake Bentley, Opelika, '21
 Yasir Berry, Montvale, N.J. '22
 Corey Besteda, Jackson, '09-13
 Dewayne Betts Jr., Memphis, Tenn., '20
 Damean Bivins, Pace, Fla., '21
 Tyrome Bivins, Maylene, '11
 Cameron Blankenship, Alexander City, '15
 D.K. Bonhomme, Ottawa, Ontario, Canada, '22
 Braedon Bowman, Mesa, Ariz., '14-15
 Carter Bradley, Jacksonville, Fla., '22
 Brandon Bridge, Mississauga, Ontario, '13-14
 Terrell Brigham, Waynesboro, Ga., '10, '12-14
 Cameron Broadnax, Hueytown, '12, '14
 Jack Brooks, Wagga Wagga, NSW, Australia, '19-22
 Jamal Brooks, Bessemer, '21
 Jason Brooks, Mobile, '22
 Lamondre Brooks, Birmingham, '22
 Ke'Shun Brown, Montgomery, '21-22
 Sean Brown, Pleasant Grove, '16-19
 Tony Brown, Hurley, Miss., '19-20
 Zach Brownell, Prattville, '09
 Chris Brunson, Frankston, Texas, '09-11
 Roman Buchanan, Enterprise, '13-16
 DeMarrion Buford-Hughes, Mobile, '13-15
 Malcolm Buggs, Opelika, '14, '16-18
 Jalin Buie, Jacksonville, Fla., '17-18
 Hayden Burton, Bogue Chitto, Miss., '20
 Caleb Butler, Enterprise, '14-15
 James Bynes, Miami, Fla., '16

- C -

Eddy Cabrera, Weston, Fla., '09-12
 Matt Calcagnini, Naples, Fla., '13
 Chrystyle Caldwell, Elba, '22

Jonathan Cameron, Mendenhall, Miss., '10
 Randon Carnathan, Leeds, '09-12
 Shaheim Carroll, Gautier, Miss., '22
 Antonio Carter, Columbus, Ga., '13-15
 Jonathon Carter, Troy, '22
 Joshua Carter, Navarre, Fla., '19-20
 Dondre Chanet, Lafayette, La., '14-15
 Zeke Chapman, Lake, Miss., '20-22
 Michel Chapuseaux, Fruitland Park, Fla., '09-12
 Max Charite, Homestead, Fla., '18
 Josh Chestang, Moss Point, Miss., '09-10
 Trey Clark, Prattville, '09-12
 Cody Clements, Whittier, Calif., '15
 Austin Cole, Dallas, Ga., '11-14
 Riley Cole, Oneonta, '17-20
 Charles Coleman III, Huntsville, '19-22
 Oakley Coleman, Mobile, '22
 Sa'Mory Collier, Owasso, Okla., '16-17
 Clifton Crews, Atlanta, Ga., '09-13
 Zac Crosby, Yulee, Fla., '18-19
 Brandon Crum, Auburn, '19-22
 Nick Curtis, Hoover, '22

- D -

Andy Dalgleish, Milton, Fla., '09-12
 DJ Daniels, Riverview, Fla., '16-19
 Jaylan Daniels, Vienna, Ga., '15
 Carlos Davis, Muscle Shoals, '19-20
 Christopher Davis, Jr., Watson, La., '22
 Dallas Davis, Panama City, Fla., '16-17
 Zach Davis, Rogersville, Ark., '17
 Drew Dearman, Vestavia Hills, '11-14
 Blake Dees, Spanish Fort, '15
 Quinton Dent, Haines City, Fla., '15-16
 A.J. DeShazor Jr., Lakeland, Fla., '18-22
 Nae'Saan Dickerson, Ellenwood, Ga., '22
 Cris Dinham, Lithonia, Ga., '13
 John Dombrowski, Mandeville, La., '14
 Shane Doty, Annandale, Va., '10, '13-14
 Travis Drosos, Gilbert, Ariz., '21-22
 Justin Dunn, McCalla, '09-10

- E -

Devon Earl, Hoover, '13-16
 Mo Edwards Jr., Alabaster, '19
 William Elliott, Irvington, '18
 Dominic Esposito, Springfield, Va., '16-17
 Conner Estes, Moss Point, Miss., '19-20
 Gerald Everett, Lithonia, Ga., '15-16
 DJ Exilhomme, Malden, Mass., '20
 Drew Ezell, Hattiesburg, Miss., '09

- F -

Trey Fetner, Woodland, '12-14
 Ameriol Finley, Spanish Fort, '11
 Noah Fisher, Decatur, Ga., '15-17
 Sterlling Fisher, Long Beach, Calif., '17-19
 Ricky Fletcher, Durant, Miss., '22
 Davyn Flenord, Lineville, '18-21
 Bobby Flott, Mobile, '16
 Matt Floyd, Milton, Fla., '14
 Marice Fluellen, Dothan, '17-18
 Qudarius Ford, Cantonment, Fla., '11, '13-14
 Wade Forde, Ocala, Fla., '15-17
 Denzel Foster, Riverside, Calif., '17
 Kent Foster, Pell City, '19, '21-22
 Steven Foster, Demopolis, '13-16

Daniel Foster-Allen, Mobile, '22
 Maaseiah Francis, Lithonia, Ga., '16-18
 Steffon Fuller, Scooba, Miss., '13-14
 Steven Fuller, Scooba, Miss., '13-14

- G -

Eli Gainey, Flowery Branch, Ga., '20-22
 Keith Gallmon Jr., Mobile, '18-21
 Dallas Gamble, Booneville, Miss., '20-22
 Scott Garber, Port St. Lucie, Fla., '09-13
 David Gardner, Jacksonville, Fla., '17-18
 Lamontis Gardner, Mobile, '09-11
 Montell Garner, Dallas, Texas, '13-14
 Claude Garrett, Calumet City, Ill., '14-15
 Cole Garvin, Newnan, Ga., '16-18
 Reid Gavin, Ellisville, Miss., '22
 Myles Gibbon, Montreal, Quebec, '09-11
 Ben Giles, Pace, Fla., '10-11
 John Gill, Pensacola, Fla., '22
 Jimmie Gipson III, Coldwater, Miss., '14, '17
 T.J. Glover, Tampa, Fla., '10, '12-14
 Rowan Godwin, Dothan, '18
 Anton Graphenreed, Columbus, Ga., '09-11
 Anterrious Gray, Macon, Miss., '21
 Sean Grayer, Green Cove Springs, Fla., '15-18
 Jack Green, Brandon, Miss., '21
 Nigel Green, Flowood, Miss., '14-15
 Wyatt Green, Hurley, Miss., '19-20
 Sean Greenwood, Prattville, '09
 Jon Griffin, Ventura, Calif., '09-11
 Tyler Grimsley, Green Cove Springs, Fla., '17
 Diego Guajardo, Spanish Fort, '19-22

- H -

Kevin Haas, Kiln, Miss., '18
 Tyrone Hall Jr., Grand Bay, '18
 Tre'Veon Hamilton, Humble, Texas, '19
 Brett Hancock, Alabaster, '09
 DeMarion Harper, McComb, Miss., '13-15
 Anthony Harris, Miami, Fla., '13
 Charles Harris, Charleston, Miss., '11, '13
 Maleki Harris, Cordova, '11, '13-14
 Sam Harris, Spanish Fort, '16-18
 Tim Harvey, Evanston, Ill., '10
 Jake Harwell, Semmes, '18-20
 Cameron Hatcher-Owens, Mobile, '20
 David Hawkins, Gadsden, '12-13
 Davin Hawkins, Gadsden, '10, '13-14
 Kennedy Helms, Gulfport, Miss., '11-12
 Kevin Helms, Gulfport, Miss., '09-11
 Chris Henderson, Hampton, Ga., '16-17, '19-21
 Rush Hendricks, Jay, Fla., '10, '12-14
 Jamall Hickbottom, Mobile, '20-22
 Brock Higdon, Pelham, '20-22
 Charlie Higgenbotham, Birmingham, '09-10
 Bryan Hill, Mobile, '21-22
 Ellis Hill, Tuscaloosa, '10-11
 Greg Hollinger, Frisco City, '11-12
 Jacob Hopper, Boaz, '20-22
 Kendall Houston, Mobile, '10-14
 Konnor Houston, Buford, Ga., '17
 Jake Howton, Cordova, '11-14
 Dalton Hughes, Tupelo, Miss., '22
 Rickey Hyatt Jr., Westerville, Ohio, '22

ALL-TIME LETTERWINNERS

- J -

James Jackson, Moss Point, Miss., '21-22
 Kalen Jackson, Magee, Miss., '15-16
 Khalil Jacobs, Niceville, Fla., '22
 Bryson James, New Orleans, La., '09-13
 Ridge James, Richardson, Texas, '12, '14
 Shawn Jennings, Dadeville, '19-21
 Kenton Jerido, Tuscaloosa, '22
 Tyler Jernigan, Bay Minette, '19-22
 Carlos Johnson Jr., Mobile, '21
 Ceasare Johnson, Memphis, Tenn., '13
 Cephus Johnson, Mobile, '18-19
 Gi'Narius Johnson, Gulfport, Miss., '19-22
 Jake Johnson, Fredericksburg, Va., '10-12
 Kelvin Johnson, Griffin, Ga., '19-20
 Kenneth Johnson, Pensacola, Fla., '13
 Xavier Johnson, Tampa, Fla., '14-17
 Wayne Johnson, Columbus, Ga., '16
 Desmond Jones, Andalusia, '12
 Jay Jones, Horn Lake, Miss., '13-14
 Jeremé Jones, Mobile, '10-14
 Romelle Jones, New Orleans, La., '09-13
 Jalen Jordan, Lake Cormorant, Miss., '22
 Todd Justice, Chelsea, '21-22

- K -

Parker Kahlert, Atlanta, Ga., '21-22
 J.J. Keels, Melbourne, Fla., '11
 Jesse Kelley, Birmingham, '12-14
 Sean Kennedy, Mobile, '10
 Trey Kiser, Sulphur, Okla., '21-22
 Kade Koler, Madison, '19
 Brian Krauskopf, Crosby, Texas, '09-11
 Kevin Kutchera, Livermore, Calif., '15-16

- L -

Caullin Lacy, Mobile, '20-22
 Quinton Lane, Ackerman, Miss., '16-17
 Desmond LaVelle, Decatur, '11, '13-14
 Bryant Lavender, Gulfport, Miss., '09-13
 Nigel Lawrence, Smiths Station, '15-18
 Marco Lee, Columbus, Ga., '22
 Tyrone Legette, New Orleans, La., '19
 Akeem Lewis, Abbeville, La., '14-15
 Antawn Lewis, West Palm Beach, Fla., '21
 Chris Lewis, Mobile, '15
 Kwameh Lewis, Montgomery, '20-21
 Jeremiah Littles, Jesup, Ga., '18-20
 Antonio London, Pelham, '17
 Alonzo Long, Millbrook, '10-13
 Gabe Loper, Meridian, Miss., '11-12
 Harrison Louden, Mobile, '14, '16-17
 Chance Lovertich, Brandon, Miss., '20
 Dontae Lucas, Overton, Fla., '22
 Darrell Luter Jr., Hattiesburg, Miss., '20-22

- M -

Clay Machen, Auburn, '13
 Josh Magee, Hoover, '15-16
 Easton Marshall, Moss Point, Miss., '15-16
 Jack Martin, Mobile, '22
 Marvin Martin, Vicksburg, Miss., '22
 Isaac Mason, Florence, '22
 Parker Mason, Orange Beach, '17-18
 Gabriel Mass, Jackson, '09
 Chris May, Tusculumbia, '12-15
 E.J. May, Mobile, '13-15

Maurice Mayo, Homewood, '18
 Jerome McClain, Pensacola, Fla., '13-14
 Victor McClinton, Eufaula, '22
 Jordan McCray, Marietta, Ga., '16-18
 Josh McCulloch, Houston, Texas, '19-22
 Khalil McDonald, Madison, '17-19
 Santuan McGee, Tallahassee, Fla., '09-11
 Tanner McGee, Randleman, N.C., '20-22
 Lawson McGlon, Buford, Ga., '10
 Brandon McKee, Cumming, Ga., '13-16
 Darius McKeller, Jonesboro, Ga., '13
 Steve McKenzie, Lithonia, Ga., '14
 Steve McMullin, Hoover, '09
 Braylon McReynolds, Mobile, '22
 Rocel McWilliams, Pensacola, Fla., '17, '19
 Jordan Means, Hoover, '10-11
 Jacob Meeks, Grand Prairie, Texas, '22
 Melvin Meggs, Petal, Miss., '10-12, '14
 Ryan Melton, West Point, Miss., '19-21
 Hadon Merchant, Fairhope, '18-21
 Ross Metheny, Stephens City, Va., '12-13
 Finessé Middleton, Gadsden, '16-17
 James Miller, Madison, Fla., '22
 John Tank Miller, Panama City, Fla., '19-20
 Darian Mills, Winter Haven, Fla., '16-18
 Chason Milner, Spanish Fort, '16-18
 Tra Minter, Ellaville, Ga., '17-19
 Jerron Mitchell, Harvest, '09-10
 PJ Mixon, Montgomery, '22
 Nick Mobley, Alabaster, '18-20
 Braden Moody, Vicksburg, Miss., '19-20
 Deonta Moore, Owens Cross Roads, '15-18
 Pat Moore, Southaven, Miss., '12-13
 Darrius Morrow, Memphis, Tenn., '12-13
 Tobias Moss, Miami, Fla., '17-18
 Anthony Mostella, Oneonta, '09
 Destin Myers, Spanish Fort, '19-20
 Blayne Myrick, Fairhope, '22

- N -

Gus Nave, Scooba, Miss., '18-19
 Taylor Noon, Niceville, Fla., '09-11
 Ryan Norris, Semmes, '11

- O -

Frankie Onate, Jacksonville, Fla., '17, '19
 Ryan Onkka, Pensacola, Fla., '13-14
 Evan Orth, Jacksonville, Fla., '17-18

- P -

Alex Page, Prattville, '09-13
 Jared Palmer, Tuscaloosa, '10, '12-13
 Gavin Patterson, Bourbonnais, Ill., '15-18
 Tyrell Pearson, Greenville, S.C., '12-13
 Spencer Perry, Newnan, Ga., '18
 Terry Perry, Birmingham, '21-22
 Alex Phifer, Greenville, '09
 AJ Phillips, Mobile, '20-21
 Andrew Philon, Silas, '14-15
 Cory Pittman, Chickasaw, '09
 Grant Powell, Germantown, Tenn., '14-16
 Zeke Powell, Georgiana, '18
 Jamall Pritchett, Jackson, '22

- R -

Demarius Rancier, Pensacola, Fla., '14-15
 Nathan Rawlins-Kibonge, Portland, Ore., '22
 Jeremy Reaves, Pensacola, Fla., '14-17
 Margo Reed, Mobile, '14-15
 Ronnie Reed, McIntosh, '15
 Travis Reed, Meridian, Miss., '18-19
 Andrew Reinkemeyer, Overland Park, Kan., '17-18
 Milton Revell, Jacksonville, Fla., '16
 CJ Rias, Carrollton, Miss., '21-22
 Theo Rich, Portal, Ga., '13-14
 Jamar Richardson, Aliceville, '22
 Erling Riis, Mobile, '09-10
 Jeremy Roberts, Mobile, '10-11
 Carlos Robinson II, Enterprise, '16-17
 James Robinson, Montgomery, '22
 John Robinson, Hoover, '17
 Marquis Robinson, Crosby, Miss., '22
 Neiko Robinson, Century, Fla., '16-17
 T'Qwan Robinson, Marietta, Ga., '15-17
 Devin Rockette, Oxford, Miss., '17, '19-21
 Donte Rome, Navarre, Fla., '11
 Patrick Rosette, Richmond, Texas, '20
 Brandon Ross, Tuskegee, '09-10
 Richard Ross, Auburn, '10
 Nick Ruggs, Mobile, '21-22

- S -

Nelson Santiago, Orange Park, Fla., '17
 Kyle Sappington, Northport, '15
 Nathan Sassaman, Colorado Springs, Colo., '14
 Wes Saxton, Hueytown, '12-14
 Joseph Scelfo, Bogart, Ga., '13-15
 Caleb Schlachter, Kelowna, B.C., Canada '22
 B.J. Scott, Prichard, '11-12
 Lincoln Sefcik, Enid, Okla., '21-22
 Carson Sharp, Gulf Breeze, Fla., '15
 Jalon Sheffield, Tallahassee, Fla., '18
 Jamie Sheriff, Terry, Miss., '20, '22
 Marvin Shinn, Mobile, '14-15
 Jacob Shoemaker, Gulfport, Miss., '19-20
 Brennan Sim, Portland, Ore., '09-10
 Trey Simpson, Mobile, '19-22
 Rodger Sims, Long Beach, Miss., '10-11
 Trey Sims, Buford, Ga., '10
 Terrance Slaughter, Fairfield, '14
 Levi Slaydon, Picayune, Miss., '09-10
 Collier Smith, Birmingham, '16-18
 Courtney Smith, New Orleans, La., '09-10
 Damond Smith, Ecorse, Mich., '11
 Eli Smith, Hoover, '09
 Reggie Smith, Pensacola, Fla., '20-22
 Shavarez Smith, McDonough, Ga., '13-14
 Tremain Smith, Monteavalo, '10-12
 Ed Smith IV, Tuscaloosa, '22
 Byron Sneed, Niceville, Fla., '13
 Darrell Songy, New Orleans, La., '16-17
 Malik Stanley, Topeka, Kan., '17
 Tremel States-Jones, Surrey, B.C., Canada, '22
 Taji Stewart, Marietta, Ga., '17-18
 Maurice Strong Jr., Raiford, Fla., '19-20, '22
 Adrein Strickland, Panama City, Fla., '22
 Doug Sullivan, Saraland, '20-21
 Aleem Sunanon, Orlando, Fla., '13-15
 Cade Sutherland, College Park, Ga., '18-21

ALL-TIME LETTERWINNERS**- T -**

Anthony Taylor, Warner Robins, Ga., '09-12
 D'Tavieus Taylor, Pearl, Miss., '17
 Jahmmir Taylor, Fairburn, Ga., '17-18
 Khameron Taylor, Alachua, Fla., '17-19
 Troy Thingstad, Mobile, '17-19
 Diantae Thomas, Dothan, '16
 Jamel Thomas, Caledonia, Miss., '20
 Rodney Thomas, Auburn, '11
 Tyreis Thomas, Loves Park, Ill., '15-16
 Wy'Kevious Thomas, Riverdale, Ga., '20-22
 DJ Thomas-Jones, Mobile, '22
 CJ Thompson, Tulsa, Okla., '21-22
 Jalen Thompson, Mobile, '15-16, '18-19
 Nick Thompson, Madison, Miss., '19
 Will Thompson, Huntsville, '11-12
 Terrance Timmons, Theodore, '12-15
 Jalen Tolbert, Mobile, '18-21
 Jay'juan Townsend, Eufaula, '21-22
 Desmond Trotter, Irondale, '19-22
 Ralph Turner, Dothan, '09-10
 Tyree Turner, Stockbridge, Ga., '16-18
 Trent Tyre, Madison, Miss., '20-21
 Berron Tyson, Mobile, '14

- V -

Kelly Vail, Prichard, '09
 Julien Valentin, Port St. Lucie, Fla., '13
 Hunter Vaughn, Robertsedale, '14
 Tyree Vines, Prichard, '17-18
 D.J. Vinson, Pinson, '15
 Devin Voisin, Crestview, Fla., '19-20, '22
 Jaden Voisin, Crestview, Fla., '19-20, '22
 Keon Voisin, Crestview, Fla., '19-21
 Atanza Vongor, Grand Prairie, Texas, '21

- W -

Corliss Waitman, Milton, Fla., '15-18
 Christopher Wallace Jr., Mobile, '22
 Corey Waldon, Tuscaloosa, '09-13
 Kareem Walker, Irvington, N.J., '21
 SirCalvin Wallace, Tyler, Texas, '16
 Tywun Walters, Marks, Miss., '17-18
 Charles Watson, Tylertown, Miss., '12-13
 Jamarius Way, Belle Glade, Fla., '17-18
 Jalen Wayne, Mobile, '17, '19-22
 David Webb, Gadsden, '19
 Jeremiah Webb, Chicago, Ill., '22
 La'Damian Webb, Opelika, '22
 Omni Wells, Moss Point, Miss., '22
 Jeffery Whatley, Midland City, '17-19
 Jordan Whitely, Panama City, Fla., '22
 Quentin Wilfawn, Oxford, Miss., '20-22
 Curtis Williams, Miami, Fla., '15-16
 Enrique Williams, Mobile, '09-13
 Jarred Williams, Fort Walton Beach, Fla., '10
 Montavious Williams, Cairo, Ga., '09-13
 Sam Williams, Pascagoula, Miss., '22
 Tyrone Williams, Thomasville, Ga., '10
 Tyrone Williams, Diamondhead, Miss., '16
 Ucambre Williams, Phenix City, '10, '12-14
 Cooper Wilson, Spanish Fort, '22
 Jared Wilson, Troy, '19-21
 Michael Wilson, Monroe, La., '09-10
 Jay Woods, Pinson, '18-19
 Danny Woodson II, Mobile, '13-15
 Keyshawn Woodyard, Mobile, '22

Christian Wortham, Grenada, Miss., '22

- Y -

Roy Yancey, Opelika, '19-20
 De'Arius Young, Cincinnati, Ohio, '16
 Tré Young, Mobile, '19-21

- Z -

Anthony Zaccaro, Melville, N.Y. '22
 Andrew Zink, Bradenton, Fla., '16-17, '19

ALL-TIME COACHES / RECORDS**Year-By-Year Coaching Records**

Year	Coach	Overall	Conference	Postseason
		W-L	W-L	
2009	Joey Jones	7-0	-	-
2010	Joey Jones	10-0	-	-
2011	Joey Jones	6-4	-	-
2012	Joey Jones	2-11	1-7	-
2013	Joey Jones	6-6	4-3	-
2014	Joey Jones	6-7	5-3	Camellia Bowl
2015	Joey Jones	5-7	3-5	-
2016	Joey Jones	6-7	2-6	Arizona Bowl
2017	Joey Jones	4-8	3-5	-
2018	Steve Campbell	3-9	2-6	-
2019	Steve Campbell	2-10	1-7	-
2020	Steve Campbell	4-7	3-5	-
2021	Kane Wommack	5-7	2-6	-
2022	Kane Wommack	10-3	7-1	R+L Carriers New Orleans Bowl

All-Time Winning Percentage

Coach, Years	W-L	Pct.
Kane Wommack, 2021-	15-10	.600
Joey Jones, 2009-17	52-50	.510
Steve Campbell, 2018-20	9-26	.257

Most Victories

Coach, Years	Wins
Joey Jones, 2009-17	52
Kane Wommack, 2021-	15
Steve Campbell, 2018-20	9

Most Victories, Four-Year Opponents

Coach, Years	Wins
Joey Jones, 2009-17	46
Steve Campbell, 2018-20	9
Kane Wommack, 2021-	15

Most Victories, NCAA Division I Opponents

Coach, Years	Wins
Joey Jones, 2009-17	37
Kane Wommack, 2021-	14
Steve Campbell, 2018-20	9

All-Time Coaches**Head Coaches**

Joey Jones, 2009-17
 Steve Campbell, 2018-20
 Kane Wommack, 2021-

Assistant Coaches

Mike Adams, 2014-16
 Ron Antoine, 2010-11
 Major Applewhite, 2021-22
 Mike Bangtson, 2018-20
 Corey Batoon, 2021-22
 Brendt Bedsole, 2012
 Pete Bennett, 2018-20
 Tim Bowens, 2014-17
 Harland Bower, 2018-20
 Antonio Bradford, 2022
 Robby Brown, 2014
 Tracy Buckhannon, 2015
 Bill Clark, 2009-12
 Dameyune Craig, 2009
 Kurt Crain, 2009-11
 Chuck Dunn, 2009-10
 Kenny Edenfield, 2018-20
 Rob Ezell, 2021-22
 Greg Gregory, 2009-11
 Larry Hart, 2018-20
 Earnest Hill, 2021
 Colin Hitschler, 2017
 Chad Huff, 2018-20
 Josh Jones, 2018-20
 Matt Kitchens, 2018-20
 Jamael Lett, 2021-22
 Jerry Mack, 2012-13
 Robert Matthews, 2012-14
 Richard Owens, 2015-17
 Travis Pearson, 2013-15
 Tommy Perry, 2009-12
 Freddie Roach, 2013-14
 Mitch Rodrigue, 2009-10
 Kelvin Sigler, 2016-17
 Tyler Siskey, 2015-17
 Kevin Sherrer, 2013
 Chase Smith, 2013-17
 Michael Smith, 2021-22
 Gordon Steele, 2021-22
 Greg Stewart, 2018-20
 Brian Turner, 2009-17
 John Turner, 2009-14
 Bryant Vincent, 2011-13, '15-17
 Duwan Walker, 2009-12
 Larry Warner, 2018-20
 Landius Wilkerson, 2021-22
 Dwiki Wilson, 2021-22
 Will Windham, 2021-22
 Kane Wommack, 2016-17

YEAR-BY-YEAR RESULTS

2009

7-0 overall (7-0 home)

Head coach: Joey Jones

Team captains: Paul Bennett, Justin Dunn, Charlie Higgenbotham, Anthony Mostella

S5	Hargrave (Va.) Military Academy	W, 30-13
S26	Army Prep	W, 56-0
O10	Georgia Military J.C.	W, 31-3
O17	Louisburg (N.C.) J.C.	W, 41-7
O31	Fork Union (Va.) Military Academy	W, 64-6
N7	Milford (N.Y.) Academy (Hc)	W, 64-12
N12	Huntingdon (Ala.) College	W, 35-0

2010

10-0 overall (7-0 home, 2-0 road, 1-0 neutral)

Head coach: Joey Jones

Team captains: Justin Dunn, Tim Harvey, Charlie Higgenbotham, Courtney Smith

S4	Pikeville (Ky.)	W, 56-0
S18	Nicholls State	W, 39-21
S25	(1) vs. Edward Waters	W, 64-0
O2	Kentucky Wesleyan	W, 52-3
O9	Missouri SGT	W, 45-6
O16	at Lamar	W, 26-0
O23	at UC Davis	W, 24-21
O30	Georgia State	W, 39-34
N6	Henderson (Ark.) State (Hc)	W, 37-31
N11	Arkansas-Monticello	W, 31-14

(1) Wiregrass Football Classic, Dothan, Ala.

2011

6-4 overall (5-1 home, 1-3 road)

Head coach: Joey Jones

Team captains: Paul Bennett, Anton Graphenreed, Jon Griffin, Kevin Helms

S1	West Alabama	W, 20-0
S10	Lamar	W, 30-8
S17	at North Carolina State	L, 13-35
S24	at Kent State	L, 25-33
O8	at Texas-San Antonio	W, 30-27 (2ot)
O15	Tennessee-Martin (Hc)	W, 33-30
O22	at Georgia State	L, 20-27 (2ot)
O29	Henderson (Ark.) State	W, 28-3
N3	Mississippi Valley State	W, 35-3
N19	Cal Poly	L, 10-41

2012

2-11 overall (2-4 home, 0-7 road)

1-7 Sun Belt Conference (1-3 home, 0-4 road)

Head coach: Joey Jones

Team captains: Trey Clark, Jake Johnson, B.J. Scott, Anthony Taylor

S1	Texas-San Antonio	L, 31-33
S8	Nicholls State	W, 9-3
S15	at North Carolina State	L, 7-31
S22	at #23 Mississippi State	L, 10-30
S29	Troy*	L, 10-31
O13	at Arkansas State*	L, 29-36
O20	Florida Atlantic* (Hc)	W, 37-34 (2ot)
O27	at ULM*	L, 24-38
N3	Florida International*	L, 20-28
N10	at North Texas*	L, 14-24
N17	Middle Tennessee*	L, 12-20
N24	at Louisiana*	L, 30-52
O1	at Hawai'i	L, 7-23

* denotes Sun Belt Conference game

2013

6-6 overall (4-2 home, 2-4 road)

4-3 Sun Belt Conference (3-1 home, 1-2 road)

Head coach: Joey Jones

Team captains: Romelle Jones, Bryant Lavender, Ross Metheny, Alex Page

A29	Southern Utah	L, 21-22
S7	at Tulane	W, 41-39
S14	Western Kentucky*	W, 31-24
S28	at Tennessee	L, 24-31
O5	at Troy*	L, 33-34
O19	Kent State (Hc)	W, 38-21
O26	at Texas State*	L, 31-33
N2	Arkansas State*	L, 16-17
N16	at Navy	L, 14-42
N23	ULM*	W, 36-14
N30	at Georgia State*	W, 38-17
O7	Louisiana*	W, 30-8

* denotes Sun Belt Conference game

2014

6-7 overall (3-3 home, 3-3 road, 0-1 neutral)

5-3 Sun Belt Conference (3-1 home, 2-2 road)

Head coach: Joey Jones

Team captains: Maleki Harris, Jay Jones, Jesse Kelley, Melvin Meggs, Ucambr Williams

S6	at Kent State	W, 23-13
S13	Mississippi State	L, 3-35
S20	Georgia Southern*	L, 6-28
S27	at Idaho*	W, 34-10
O4	at Appalachian State*	W, 47-21
O18	Georgia State* (Hc)	W, 30-27
O24	Troy*	W, 27-13
N1	at Louisiana*	L, 9-19
N8	at Arkansas State*	L, 10-45
N15	Texas State*	W, 24-20
N22	at South Carolina	L, 12-37
N28	Navy	L, 40-42
O20	(1) vs. Bowling Green	L, 28-33

(1) Raycom Media Camellia Bowl, Montgomery, Ala.

* denotes Sun Belt Conference game

2015

5-7 overall (3-3 home, 2-4 road)

3-5 Sun Belt Conference (2-2 home, 1-3 road)

Head coach: Joey Jones

Team captains: Roman Buchanan, Blake Dees, Chris May, Terrance Timmons

S5	Gardner-Webb	W, 33-23
S12	at Nebraska	L, 9-48
S19	at San Diego State	W, 34-27 (ot)
S26	North Carolina State	L, 13-63
O3	at Troy*	W, 24-18
O13	Arkansas State*	L, 31-49
O24	at Texas State*	L, 18-36
N7	Idaho* (Hc)	W, 52-45
N12	Louisiana*	W, 32-25
N21	at Georgia State*	L, 10-24
N28	at Georgia Southern*	L, 17-55
O5	Appalachian State*	L, 27-34

* denotes Sun Belt Conference game

2016

6-7 overall (5-2 home, 1-4 road, 0-1 neutral)

2-6 Sun Belt Conference (2-2 home, 0-4 road)

Head coach: Joey Jones

Team captains: Roman Buchanan, Devon Earl, Kevin Kutchera, Tyreiss Thomas

S3	at Mississippi State	W, 21-20
S10	Georgia Southern*	L, 9-24
S17	at Louisiana*	L, 23-28
S24	Nicholls	W, 41-40 (ot)
O1	#19 San Diego State	W, 42-24
O15	at Arkansas State*	L, 7-17
O20	Troy*	L, 21-28
O29	Georgia State* (Hc)	W, 13-10
N5	at ULM*	L, 35-42 (ot)
N19	Presbyterian	W, 31-7
N26	at Idaho*	L, 31-38
O3	New Mexico State*	W, 35-28
O30	(1) vs. Air Force	L, 21-45

(1) NOVA Home Loans Arizona Bowl, Tucson, Ariz.

* denotes Sun Belt Conference game

2017

4-8 overall (3-3 home, 1-5 road)

3-5 Sun Belt Conference (2-2 home, 1-3 road)

Head coach: Joey Jones

Team captains: Jimmie Gipson III, Harrison Loudon, Finessé Middleton, Jeremy Reaves

S2	at Ole Miss	L, 27-47
S8	#10 Oklahoma State	L, 7-44
S16	Alabama A&M	W, 45-0
S23	Idaho*	L, 23-29 (2ot)
S30	at Louisiana Tech	L, 16-34
O11	at Troy*	W, 19-8
O21	ULM* (Hc)	W, 33-23
O26	at Georgia State*	L, 13-21
N4	Louisiana*	L, 14-19
N11	Arkansas State*	W, 24-19
N18	at Georgia Southern*	L, 0-52
O2	at New Mexico State*	L, 17-22

* denotes Sun Belt Conference game

2018

3-9 overall (3-3 home, 0-6 road)

2-6 Sun Belt Conference (2-2 home, 0-4 road)

Head coach: Steve Campbell

S1	Louisiana Tech	L, 26-30
S8	at Oklahoma State	L, 13-55
S15	Texas State*	W, 41-31
S22	at Memphis	L, 35-52
S29	at Appalachian State*	L, 7-52
O6	at Georgia Southern*	L, 13-48
O13	Alabama State	W, 45-7
O23	Troy*	L, 17-38
N3	at Arkansas State*	L, 14-38
N10	ULM* (Hc)	L, 10-38
N17	at Louisiana*	L, 38-48
N23	Coastal Carolina*	W, 31-28

* denotes Sun Belt Conference game

YEAR-BY-YEAR RESULTS

2019

2-10 overall (2-4 home, 0-6 road)

1-7 Sun Belt Conference (1-3 home, 0-4 road)

Head coach: Steve Campbell

A31	at #24 Nebraska.....	L, 21-35
S7	Jackson State.....	W, 37-14
S14	Memphis.....	L, 6-42
S21	at UAB.....	L, 3-35
S28	at ULM*.....	L, 17-30
O3	Georgia Southern*.....	L, 17-20 (2ot)
O16	at Troy*.....	L, 13-37
O26	#21 Appalachian St.* (Hc).....	L, 3-30
N9	at Texas State*.....	L, 28-30
N16	Louisiana*.....	L, 27-37
N23	at Georgia State*.....	L, 15-28
N29	Arkansas State*.....	W, 34-30

* denotes Sun Belt Conference game

2020

4-7 overall (2-4 home, 2-3 road)

3-5 Sun Belt Conference (2-2 home, 1-3 road)

Head coach: Steve Campbell

S3	at Southern Mississippi.....	W, 32-21
S12	Tulane.....	L, 24-27
S24	UAB.....	L, 10-42
O17	Texas State* (Hc).....	W, 30-20
O24	ULM*.....	W, 38-14
O29	at Georgia Southern*.....	L, 17-24
N7	at #15 Coastal Carolina*.....	L, 6-23
N14	at #25 Louisiana*.....	L, 10-38
N21	Georgia State*.....	L, 14-31
N28	at Arkansas State*.....	W, 38-31
D5	Troy*.....	L, 0-29

* denotes Sun Belt Conference game

2021

5-7 overall (4-2 home, 1-5 road)

2-6 Sun Belt Conference (2-2 home, 0-4 road)

Head coach: Kane Wommack

S4	Southern Mississippi.....	W, 31-7
S11	at Bowling Green.....	W, 22-19
S18	Alcorn State.....	W, 28-21
O2	Louisiana*.....	L, 18-20
O9	at Texas State*.....	L, 31-33 (4ot)
O14	Georgia Southern*.....	W, 41-14
O23	at ULM*.....	L, 31-41
O30	Arkansas State* (Hc).....	W, 31-13
N6	at Troy*.....	L, 24-31
N13	at Appalachian State*.....	L, 7-31
N20	at Tennessee.....	L, 14-60
N26	Coastal Carolina*.....	L, 21-27 (ot)

* denotes Sun Belt Conference game

2022

10-3 overall (5-1 home, 5-1 road, 0-1 neutral)

7-1 Sun Belt Conference (3-1 home, 4-0 road)

Head coach: Kane Wommack

S3	Nicholls.....	W, 48-7
S10	at Central Michigan.....	W, 38-24
S17	at UCLA.....	L, 31-32
S24	Louisiana Tech.....	W, 38-14
O1	at Louisiana*.....	W, 20-17
O15	ULM* (Hc).....	W, 41-14
O20	Troy*.....	L, 6-10
O29	at Arkansas State*.....	W, 31-3
N5	at Georgia Southern*.....	W, 38-31
N12	Texas State*.....	W, 38-21
N19	at Southern Miss*.....	W, 27-20
N26	Old Dominion*.....	W, 27-20
O21	(1) vs. Western Kentucky.....	L, 23-44

(1) R+L Carriers New Orleans Bowl

* denotes Sun Belt Conference game

ALL-TIME VERSUS OPPONENTS**Air Force**

Air Force leads 1-0 | Current Streak: Air Force - W1

Dec. 30, 2016	Tucson, Ariz.	L, 21-45
---------------	---------------	----------

Alabama-Birmingham (UAB)

UAB leads 2-0 | Current Streak: UAB - W2

Sept. 21, 2019	Birmingham, Ala.	L, 3-35
----------------	------------------	---------

Sept. 24, 2020	Mobile, Ala.	L, 20-42
----------------	--------------	----------

Alabama A&M

South Alabama leads 1-0 | Current Streak: USA - W1

Sept. 16, 2017	Mobile, Ala.	W, 45-0
----------------	--------------	---------

Alabama State

South Alabama leads 1-0 | Current Streak: USA - W1

Oct. 13, 2018	Mobile, Ala.	W, 45-7
---------------	--------------	---------

Alcorn State

South Alabama leads 1-0 | Current Streak: USA - W1

Sept. 18, 2021	Mobile, Ala.	W, 28-21
----------------	--------------	----------

Appalachian State

App State leads 4-1 | Current Streak: App State - W4

Oct. 4, 2014	Boone, N.C.	W, 47-21
--------------	-------------	----------

Dec. 5, 2015	Mobile, Ala.	L, 27-34
--------------	--------------	----------

Sept. 29, 2018	Boone, N.C.	L, 7-52
----------------	-------------	---------

Oct. 26, 2019	Mobile, Ala.	L, 3-30
---------------	--------------	---------

Nov. 13, 2021	Boone, N.C.	L, 7-31
---------------	-------------	---------

Arkansas-Monticello

South Alabama leads 1-0 | Current Streak: USA - W1

Nov. 11, 2010	Mobile, Ala.	W, 31-14
---------------	--------------	----------

Arkansas State

Arkansas State leads 6-5 | Current Streak: USA - W4

Oct. 13, 2012	Jonesboro, Ark.	L, 29-36
---------------	-----------------	----------

Nov. 2, 2013	Mobile, Ala.	L, 16-17
--------------	--------------	----------

Nov. 8, 2014	Jonesboro, Ark.	L, 10-45
--------------	-----------------	----------

Oct. 13, 2015	Mobile, Ala.	L, 31-49
---------------	--------------	----------

Oct. 15, 2016	Jonesboro, Ark.	L, 7-17
---------------	-----------------	---------

Nov. 11, 2017	Mobile, Ala.	W, 24-19
---------------	--------------	----------

Nov. 3, 2018	Jonesboro, Ark.	L, 14-38
--------------	-----------------	----------

Nov. 29, 2019	Mobile, Ala.	W, 34-30
---------------	--------------	----------

Nov. 28, 2020	Jonesboro, Ark.	W, 38-31
---------------	-----------------	----------

Oct. 30, 2021	Mobile, Ala.	W, 31-13
---------------	--------------	----------

Oct. 29, 2022	Jonesboro, Ark.	W, 31-3
---------------	-----------------	---------

Bowling Green

Series tied 1-1 | Current Streak: USA - W1

Dec. 20, 2014	Montgomery, Ala.	L, 28-33
---------------	------------------	----------

Sept. 11, 2021	Bowling Green, Ohio	W, 22-19
----------------	---------------------	----------

California-Davis (UC Davis)

South Alabama leads 1-0 | Current Streak: USA - W1

Oct. 23, 2010	Davis, Calif.	W, 24-21
---------------	---------------	----------

Cal Poly

Cal Poly leads 1-0 | Current Streak: Cal Poly - W1

Nov. 19, 2011	Mobile, Ala.	L, 10-41
---------------	--------------	----------

Central Michigan

South Alabama leads 1-0 | Current Streak: USA - W1

Sept. 10, 2022	Mount Pleasant, Mich.	W, 38-24
----------------	-----------------------	----------

Coastal Carolina

Coastal Carolina leads 2-1 | Current Streak: CCU - W2

Nov. 23, 2018	Mobile, Ala.	W, 31-28
---------------	--------------	----------

Nov. 7, 2020	Conway, S.C.	L, 6-23
--------------	--------------	---------

Nov. 26, 2021	Mobile, Ala.	L, 21-27
---------------	--------------	----------

Edward Waters

South Alabama leads 1-0 | Current Streak: USA - W1

Sept. 25, 2010	Dothan, Ala.	W, 64-0
----------------	--------------	---------

Florida Atlantic

South Alabama leads 1-0 | Current Streak: USA - W1

Oct. 20, 2012	Mobile, Ala.	W, 37-34 (2ot)
---------------	--------------	----------------

Florida International (FIU)

FIU leads 1-0 | Current Streak: FIU - W1

Nov. 3, 2012	Mobile, Ala.	L, 20-28
--------------	--------------	----------

Gardner-Webb

South Alabama leads 1-0 | Current Streak: USA - W1

Sept. 5, 2015	Mobile, Ala.	W, 33-23
---------------	--------------	----------

Georgia Southern

Georgia Southern leads 7-2 | Current Streak: USA - W2

Sept. 20, 2014	Mobile, Ala.	L, 6-28
----------------	--------------	---------

Nov. 25, 2015	Statesboro, Ga.	L, 17-55
---------------	-----------------	----------

Sept. 10, 2016	Mobile, Ala.	L, 9-24
----------------	--------------	---------

Nov. 18, 2017	Statesboro, Ga.	L, 0-32
---------------	-----------------	---------

Oct. 6, 2018	Statesboro, Ga.	L, 13-48
--------------	-----------------	----------

Oct. 3, 2019	Mobile, Ala.	L, 17-20 (ot)
--------------	--------------	---------------

Oct. 29, 2020	Statesboro, Ga.	L, 17-24
---------------	-----------------	----------

Oct. 14, 2021	Mobile, Ala.	W, 41-14
---------------	--------------	----------

Nov. 5, 2022	Statesboro, Ga.	W, 38-31
--------------	-----------------	----------

Georgia State

Georgia State leads 5-4 | Current Streak: Georgia St - W3

Oct. 30, 2010	Mobile, Ala.	W, 39-34
---------------	--------------	----------

Oct. 22, 2011	Atlanta, Ga.	L, 20-27 (2 ot)
---------------	--------------	-----------------

Nov. 30, 2013	Atlanta, Ga.	W, 38-17
---------------	--------------	----------

Oct. 18, 2014	Mobile, Ala.	W, 30-27
---------------	--------------	----------

Nov. 21, 2015	Atlanta, Ga.	L, 10-24
---------------	--------------	----------

Oct. 29, 2016	Mobile, Ala.	W, 13-10
---------------	--------------	----------

Oct. 26, 2017	Atlanta, Ga.	L, 13-21
---------------	--------------	----------

Oct. 23, 2019	Atlanta, Ga.	L, 15-28
---------------	--------------	----------

Oct. 21, 2020	Mobile, Ala.	L, 14-31
---------------	--------------	----------

Hawai'i

Hawai'i leads 1-0 | Current Streak: Hawai'i - W1

Dec. 1, 2012	Honolulu, Hawai'i	L, 7-23
--------------	-------------------	---------

Henderson State

South Alabama leads 2-0 | Current Streak: USA - W2

Nov. 6, 2010	Mobile, Ala.	W, 37-31
--------------	--------------	----------

Oct. 29, 2011	Mobile, Ala.	W, 28-3
---------------	--------------	---------

Huntingdon

South Alabama leads 1-0 | Current Streak: USA - W1

Nov. 12, 2009	Mobile, Ala.	W, 35-0
---------------	--------------	---------

Idaho

Series tied 2-2 | Current Streak: Idaho - W2

Sept. 27, 2014	Moscow, Idaho	W, 34-10
----------------	---------------	----------

Nov. 7, 2015	Mobile, Ala.	W, 52-45
--------------	--------------	----------

Nov. 26, 2016	Moscow, Idaho	L, 31-38
---------------	---------------	----------

Sept. 23, 2017	Mobile, Ala.	L, 23-29 (2ot)
----------------	--------------	----------------

ALL-TIME VERSUS OPPONENTS**Jackson State**

South Alabama leads 1-0 | Current Streak: USA - W1

Sept. 7, 2019 Mobile, Ala. W, 37-14

Kent State

South Alabama leads 2-1 | Current Streak: USA - W2

Sept. 24, 2011 Kent, Ohio L, 25-33

Oct. 19, 2013 Mobile, Ala. W, 38-21

Sept. 6, 2014 Kent, Ohio W, 23-13

Kentucky Wesleyan

South Alabama leads 1-0 | Current Streak: USA - W1

Oct. 2, 2010 Mobile, Ala. W, 52-3

Lamar

South Alabama leads 2-0 | Current Streak: USA - W2

Oct. 16, 2010 Beaumont, Texas W, 26-0

Sept. 10, 2011 Mobile, Ala. W, 30-8

Louisiana

Louisiana leads 8-3 | Current Streak: USA - W1

Oct. 24, 2012 Lafayette, La. L, 30-52

Dec. 7, 2013 Mobile, Ala. W, 30-8

Nov. 1, 2014 Lafayette, La. L, 9-19

Nov. 12, 2015 Mobile, Ala. W, 32-25

Sept. 17, 2016 Lafayette, La. L, 23-28

Nov. 4, 2017 Mobile, Ala. L, 14-19

Nov. 17, 2018 Lafayette, La. L, 38-48

Nov. 16, 2019 Mobile, Ala. L, 27-37

Nov. 14, 2020 Lafayette, La. L, 10-38

Oct. 2, 2021 Mobile, Ala. L, 18-20

Oct. 1, 2022 Lafayette, La. W, 20-17

Louisiana-Monroe (ULM)

ULM leads 5-4 | Current Streak: USA - W1

Oct. 27, 2012 Monroe, La. L, 24-38

Nov. 23, 2013 Mobile, Ala. W, 36-14

Nov. 5, 2016 Monroe, La. L, 35-42

Oct. 21, 2017 Mobile, Ala. W, 33-23

Nov. 10, 2018 Mobile, Ala. L, 10-38

Sept. 28, 2019 Monroe, La. L, 17-30

Oct. 24, 2020 Mobile, Ala. W, 38-14

Oct. 23, 2021 Monroe, La. L, 31-41

Oct. 15, 2022 Mobile, Ala. W, 41-43

Louisiana Tech

La Tech leads 2-1 | Current Streak: USA - W1

Sept. 30, 2017 Ruston, La. L, 16-34

Sept. 1, 2018 Mobile, Ala. L, 26-30

Sept. 24, 2022 Mobile, Ala. W, 38-14

Memphis

Memphis leads 2-0 | Current Streak: Memphis - W2

Sept. 22, 2018 Memphis, Tenn. L, 35-52

Sept. 14, 2019 Mobile, Ala. L, 6-42

Middle Tennessee

MTSU leads 1-0 | Current Streak: MTSU - W1

Nov. 17, 2012 Mobile, Ala. L, 12-20

Mississippi (Ole Miss)

Ole Miss leads 1-0 | Current Streak: Ole Miss - W1

Sept. 2, 2017 Oxford, Miss. L, 27-47

Mississippi State

Mississippi State leads 2-1 | Current Streak: USA - W1

Sept. 22, 2012 Starkville, Miss. L, 10-30

Sept. 13, 2014 Mobile, Ala. L, 3-35

Sept. 3, 2016 Starkville, Miss. W, 21-20

Mississippi Valley State

South Alabama leads 1-0 | Current Streak: USA - W1

Nov. 3, 2011 Mobile, Ala. W, 35-3

Missouri S&T

South Alabama leads 1-0 | Current Streak: USA - W1

Oct. 9, 2010 Mobile, Ala. W, 45-6

Navy

Navy leads 2-0 | Current Streak: Navy - W2

Oct. 16, 2013 Annapolis, Md. L, 14-42

Oct. 28, 2014 Mobile, Ala. L, 40-42

Nebraska

Nebraska leads 2-0 | Current Streak: Nebraska - W2

Sept. 12, 2015 Lincoln, Neb. L, 9-48

Aug. 31, 2019 Lincoln, Neb. L, 21-35

New Mexico State

Series tied 1-1 | Current Streak: New Mexico State - W1

Dec. 3, 2016 Mobile, Ala. W, 35-28

Dec. 2, 2017 Las Cruces, N.M. L, 17-22

Nicholls

South Alabama leads 4-0 | Current Streak: USA - W4

Sept. 18, 2010 Mobile, Ala. W, 39-21

Sept. 8, 2012 Mobile, Ala. W, 9-3

Sept. 24, 2016 Mobile, Ala. W, 41-40 (ot)

Sept. 3, 2022 Mobile, Ala. W, 48-7

North Carolina State

NC State leads 3-0 | Current Streak: NC State - W3

Sept. 17, 2011 Raleigh, N.C. L, 13-35

Sept. 15, 2012 Raleigh, N.C. L, 7-31

Sept. 26, 2015 Raleigh, N.C. L, 13-63

North Texas

North Texas leads 1-0 | Current Streak: North Texas - W1

Nov. 10, 2012 Denton, Texas L, 14-24

Oklahoma State

Oklahoma State leads 2-0 | Current Streak: OK State - W2

Sept. 8, 2017 Mobile, Ala. L, 7-44

Sept. 8, 2018 Stillwater, Okla. L, 13-55

Old Dominion

South Alabama leads 1-0 | Current Streak: USA - W1

Nov. 26, 2022 Mobile, Ala. W, 27-20

Pikeville

South Alabama leads 1-0 | Current Streak: USA - W1

Sept. 4, 2010 Mobile, Ala. W, 56-0

Presbyterian

South Alabama leads 1-0 | Current Streak: USA - W1

Nov. 19, 2016 Mobile, Ala. W, 31-7

San Diego State

South Alabama leads 2-0 | Current Streak: USA - W2

Sept. 9, 2015 San Diego, Calif. W, 34-27 (ot)

Oct. 1, 2016 Mobile, Ala. W, 42-24

ALL-TIME VERSUS OPPONENTS**South Carolina**

South Carolina leads 1-0 | Current Streak: USC - W1

Nov. 22, 2014	Columbia, S.C.	L, 12-37
---------------	----------------	----------

Southern Miss

South Alabama leads 3-0 | Current Streak: USA - W3

Sept. 3, 2020	Hattiesburg, Miss.	W, 32-21
---------------	--------------------	----------

Sept. 4, 2021	Mobile, Ala.	W, 31-7
---------------	--------------	---------

Nov. 19, 2022	Hattiesburg, Miss.	W, 27-20
---------------	--------------------	----------

Southern Utah

Southern Utah leads 1-0 | Current Streak: Sou. Utah - W1

Aug. 29, 2013	Mobile, Ala.	L, 21-22
---------------	--------------	----------

Tennessee

Tennessee leads 2-0 | Current Streak: Tennessee - W2

Aug. 28, 2013	Knoxville, Tenn.	L, 24-31
---------------	------------------	----------

Nov. 20, 2021	Knoxville, Tenn.	L, 14-60
---------------	------------------	----------

Tennessee-Martin (UTM)

South Alabama leads 1-0 | Current Streak: USA - W1

Oct. 15, 2011	Mobile, Ala.	W, 33-30
---------------	--------------	----------

Texas State

Series tied 4-4 | Current Streak: USA - W1

Oct. 26, 2013	San Marcos, Texas	L, 31-33
---------------	-------------------	----------

Nov. 15, 2014	Mobile, Ala.	W, 24-20
---------------	--------------	----------

Nov. 24, 2015	San Marcos, Texas	L, 18-36
---------------	-------------------	----------

Sept. 15, 2018	Mobile, Ala.	W, 41-31
----------------	--------------	----------

Nov. 9, 2019	San Marcos, Texas	L, 28-30
--------------	-------------------	----------

Nov. 17, 2020	Mobile, Ala.	W, 30-20
---------------	--------------	----------

Oct. 9, 2021	San Marcos, Texas	L, 31-33 (4 ot)
--------------	-------------------	-----------------

Nov. 12, 2022	Mobile, Ala.	W, 38-21
---------------	--------------	----------

Texas-San Antonio (UTSA)

Series tied 1-1 | Current Streak: UTSA - W1

Oct. 8, 2011	San Antonio, Texas	W, 30-27 (2ot)
--------------	--------------------	----------------

Sept. 1, 2012	Mobile, Ala.	L, 31-33
---------------	--------------	----------

Troy

Troy leads 8-3 | Current Streak: Troy - W5

Sept. 29, 2012	Mobile, Ala.	L, 10-31
----------------	--------------	----------

Oct. 5, 2013	Troy, Ala.	L, 33-34
--------------	------------	----------

Oct. 24, 2014	Mobile, Ala.	W, 27-13
---------------	--------------	----------

Oct. 3, 2015	Troy, Ala.	W, 24-18
--------------	------------	----------

Oct. 20, 2016	Mobile, Ala.	L, 21-28
---------------	--------------	----------

Oct. 11, 2017	Troy, Ala.	W, 19-8
---------------	------------	---------

Oct. 23, 2018	Mobile, Ala.	L, 17-38
---------------	--------------	----------

Oct. 16, 2019	Troy, Ala.	L, 13-37
---------------	------------	----------

Dec. 5, 2020	Mobile, Ala.	L, 0-29
--------------	--------------	---------

Nov. 6, 2021	Troy, Ala.	L, 24-31
--------------	------------	----------

Oct. 20, 2022	Mobile, Ala.	L, 6-10
---------------	--------------	---------

Tulane

Series tied 1-1 | Current Streak: Tulane - W1

Sept. 7, 2013	New Orleans, La.	W, 41-39
---------------	------------------	----------

Sept. 12, 2020	Mobile, Ala.	L, 24-27
----------------	--------------	----------

UCLA

UCLA leads 1-0 | Current Streak: UCLA - W1

Sept. 17, 2022	Los Angeles, Calif.	L, 31-32
----------------	---------------------	----------

West Alabama

South Alabama leads 1-0 | Current Streak: USA - W1

Sept. 1, 2011	Mobile, Ala.	W, 20-10
---------------	--------------	----------

Western Kentucky (WKU)

Series tied 1-1 | Current Streak: WKU - W1

Sept. 14, 2013	Mobile, Ala.	W, 31-24
----------------	--------------	----------

Dec. 21, 2022	New Orleans, La.	L, 23-44
---------------	------------------	----------

All-Time Records

Opponent	W-L	First Met	Last Met
Air Force	0-1	12/30/16	12/30/16
Alabama A&M	1-0	9/16/17	9/17/17
Alabama State	1-0	10/13/18	10/13/19
Alcorn State	1-0	9/18/21	9/18/21
Appalachian State	1-4	10/4/14	11/13/21
Arkansas-Monticello	1-0	11/11/10	11/11/10
Arkansas State	5-6	10/13/12	10/29/22
Bowling Green	1-1	12/20/14	9/11/21
Cal Poly	0-1	11/19/11	11/19/11
Central Michigan	1-0	9/10/22	9/10/22
Coastal Carolina	1-2	11/23/18	11/26/21
Edward Waters	1-0	9/25/10	9/25/10
Florida Atlantic	1-0	10/20/12	10/20/12
Florida International	0-1	11/3/12	11/3/12
Gardner-Webb	1-0	9/5/15	9/5/15
Georgia Southern	2-7	9/20/14	11/5/22
Georgia State	4-5	10/30/10	11/21/20
Hawai'i	0-1	12/1/12	12/1/12
Henderson State	2-0	11/6/10	10/29/11
Huntingdon	1-0	11/12/09	11/12/09
Idaho	2-2	9/27/14	9/23/17
Jackson State	1-0	9/17/19	9/17/19
Kent State	2-1	9/24/11	9/6/14
Kentucky Wesleyan	1-0	10/2/10	10/2/10
Lamar	2-0	10/16/10	9/10/11
Louisiana	3-8	11/24/12	10/1/22
Louisiana Tech	1-2	9/30/17	9/24/22
Memphis	0-2	9/22/18	9/14/19
Middle Tennessee	0-1	11/17/12	11/17/12
Mississippi State	1-2	9/22/12	9/3/16
Mississippi Valley State	1-0	11/3/11	11/3/11
Missouri S&T	1-0	10/9/10	10/9/10
Ole Miss	0-1	9/2/17	9/2/17
Navy	0-2	11/16/13	11/28/14
Nebraska	0-2	9/12/15	8/31/19
New Mexico State	1-1	12/3/16	12/2/17
Nicholls	4-0	9/18/10	9/3/22
North Carolina State	0-3	9/17/11	9/26/15
North Texas	0-1	11/10/12	11/10/12
Oklahoma State	0-2	9/18/17	9/8/18
Old Dominion	1-0	11/26/22	11/26/22
Pikeville	1-0	9/4/10	9/4/10
Presbyterian	1-0	11/19/16	11/19/16
San Diego State	2-0	9/19/15	10/1/16
South Carolina	0-1	11/22/14	11/22/14
Southern Miss	3-0	9/3/20	11/19/22
Southern Utah	0-1	8/29/13	8/29/13
Tennessee	0-2	9/28/13	11/20/21
Texas-San Antonio	1-1	10/8/11	9/1/12
Texas State	4-4	10/26/13	11/12/22
Troy	3-8	9/29/12	10/20/22
Tulane	1-1	9/7/13	9/12/20
UAB	0-2	9/21/19	9/24/20
UC Davis	1-0	10/23/10	10/23/10
UCLA	0-1	9/17/22	9/17/22
ULM	4-5	10/27/12	10/15/22
UT-Martin	1-0	10/15/11	10/15/11
West Alabama	1-0	9/1/11	9/1/11
Western Kentucky	1-1	9/4/13	12/21/22

YEAR-BY-YEAR STATISTICS

Year	Record	Pts / Avg	Rushing		Passing		Total Offense Yds / Avg	First Downs	TOs F-I	Punts No / Avg	Penalties No-Yds
			Yds / Avg	C-A-TD	Yds / Avg						
2009	7-0	321 / 45.9	1,868 / 266.9	74-115-11	1,205 / 172.1	3,073 / 439.0	145 / 91-40-14	9-4	22 / 42.0	45-400	
Opp.		41 / 5.9	425 / 60.7	102-205-4	1,212 / 173.1	1,637 / 233.9	82 / 32-40-10	9-14	51 / 33.7	74-621	
2010	10-0	413 / 41.3	2,324 / 232.4	147-237-17	2,073 / 207.3	4,397 / 439.7	214 / 116-87-11	9-5	35 / 39.3	69-615	
Opp.		130 / 13.0	812 / 81.2	143-291-11	1,734 / 173.4	2,546 / 254.6	121 / 36-75-10	10-15	68 / 35.9	62-538	
2011	6-4	244 / 24.4	1,545 / 154.5	135-253-8	1,722 / 172.2	3,267 / 326.7	182 / 92-77-13	9-18	42 / 40.7	65-518	
Opp.		217 / 21.7	1,427 / 142.7	126-230-14	1,670 / 167.0	3,097 / 309.7	174 / 87-68-19	15-8	49 / 39.7	66-553	
2012	2-11	240 / 18.5	1,606 / 123.5	244-449-16	2,728 / 209.8	4,334 / 333.4	252 / 97-122-33	17-16	74 / 39.0	96-877	
Opp.		383 / 29.5	2,138 / 164.5	215-368-11	2,840 / 218.5	4,978 / 382.9	261 / 106-122-33	10-11	67 / 39.9	93-814	
2013	6-6	353 / 29.4	2,073 / 172.8	231-394-9	3,033 / 252.8	5,106 / 425.5	265 / 114-131-20	4-9	53 / 40.1	64-549	
Opp.		302 / 25.2	1,916 / 159.7	218-370-11	2,695 / 224.6	4,611 / 384.2	237 / 112-112-13	7-11	66 / 42.1	83-684	
2014	6-7	293 / 22.5	2,327 / 179.0	218-412-17	2,561 / 197.0	4,888 / 376.0	272 / 129-123-20	11-17	74 / 41.8	81-717	
Opp.		343 / 26.4	2,419 / 186.1	216-386-6	2,767 / 212.8	5,186 / 398.9	268 / 127-111-30	15-6	67 / 41.5	79-730	
2015	5-7	300 / 25.0	1,928 / 160.7	184-352-16	2,394 / 199.5	4,322 / 360.2	217 / 101-97-19	9-16	74 / 41.0	81-693	
Opp.		447 / 37.2	2,652 / 221.0	203-337-10	2,340 / 195.0	4,992 / 416.0	247 / 118-113-16	10-10	61 / 41.0	76-736	
2016	6-7	330 / 25.4	1,893 / 145.6	233-416-14	3,169 / 243.8	5,062 / 389.4	251 / 100-138-13	8-14	66 / 41.8	99-862	
Opp.		351 / 27.0	2,798 / 215.2	188-313-10	2,270 / 174.6	5,068 / 389.8	276 / 142-108-26	10-10	60 / 39.5	74-611	
2017	4-8	238 / 19.8	1,167 / 97.2	222-411-14	2,845 / 237.1	4,012 / 334.3	213 / 69-131-13	4-14	71 / 45.0	73-679	
Opp.		318 / 26.5	1,822 / 151.8	262-421-8	3,191 / 265.9	5,013 / 417.8	258 / 98-139-21	12-8	47 / 41.3	66-479	
2018	3-9	290 / 24.2	1,824 / 152.0	200-319-10	2,439 / 203.2	4,263 / 355.2	213 / 96-94-23	12-10	67 / 41.7	107-1,002	
Opp.		465 / 38.8	2,436 / 203.0	207-320-12	2,948 / 245.7	5,384 / 448.7	269 / 113-123-33	6-12	44 / 41.2	73-681	
2019	2-10	221 / 18.4	2,057 / 171.4	149-282-11	1,906 / 158.8	3,963 / 330.2	216 / 106-83-27	11-11	67 / 42.2	69-540	
Opp.		368 / 30.7	2,306 / 192.2	210-326-9	2,599 / 216.6	4,905 / 408.8	255 / 119-120-16	7-9	49 / 42.5	79-687	
2020	4-7	219 / 19.9	1,225 / 111.4	219-351-6	2,719 / 247.2	3,944 / 358.5	218 / 84-110-24	9-6	44 / 40.8	42-384	
Opp.		300 / 27.3	1,919 / 174.5	220-333-7	2,881 / 261.9	4,800 / 436.4	231 / 90-130-11	7-7	39 / 41.1	63-638	
2021	5-7	299 / 24.9	1,337 / 111.4	273-407-11	3,072 / 256.0	4,409 / 367.4	227 / 76-130-18	9-11	54 / 42.4	58-526	
Opp.		317 / 26.4	1,755 / 146.2	206-346-15	2,501 / 208.4	4,256 / 354.7	219 / 79-103-20	10-15	58 / 42.0	77-663	
2022	10-3	406 / 31.2	2,289 / 155.3	291-448-28	3,487 / 268.2	5,506 / 423.5	292 / 107-168-17				
Opp.		277 / 21.3	1,568 / 92.8	282-473-22	3,302 / 238.6	4,308 / 331.4	242 / 77-128-37				

SINGLE-SEASON / CAREER MULTI-RUSHING TOUCHDOWN GAMES

SINGLE-SEASON MULTI-RUSHING TOUCHDOWN GAMES (TDS)

La'Damian Webb (2022) - 4 Games (11)

4 - at Georgia Southern, 11/5/22
 3 - at Arkansas State, 10/29/22
 2 - at Central Michigan, 9/10/22
 2 - at Nicholls, 9/3/22

Brandon Ross (2009) - 4 Games (8)

2 - vs. Huntingdon (Ala.), 11/12/09
 2 - vs. Milford (N.Y.) Academy, 11/7/09
 2 - vs. Georgia Military J.C., 10/10/09
 2 - vs. Hargrave (Va.) Academy, 9/5/09

Xavier Johnson (2016) - 3 Games (7)

3 - vs. New Mexico State, 12/3/16
 2 - vs. Troy, 10/20/16
 2 - vs. Nicholls, 9/24/16

Kendall Houston (2010) - 3 Games (6)

2 - vs. Missouri S&T, 10/9/10
 2 - vs. Kentucky Wesleyan, 10/2/10
 2 - vs. Nicholls, 9/18/10

Marco Lee Jr. (2022) - 2 Games (4)

2 - vs. ULM, 10/15/22
 2 - at UCLA, 9/17/22

Xavier Johnson (2017) - 2 Games (4)

2, Xavier Johnson, vs. Idaho, 9/23/17
 2, Xavier Johnson, vs. Alabama A&M, 9/16/17

Xavier Johnson (2015) - 2 Games (4)

2, Xavier Johnson, vs. Louisiana, 11/12/15
 2, Xavier Johnson, at San Diego State, 9/19/15

Kawaan Baker (2018) - 2 Games (4)

2, - at Louisiana, 11/17/18
 2, - vs. Louisiana Tech, 9/1/18

Kendall Houston (2013) - 2 Games (4)

2 - vs. Louisiana, 12/7/13
 2 - vs. Kent State, 10/19/13

Ross Metheny (2013) - 2 Games (4)

2 - at Tennessee, 9/28/13
 2 - at Tulane, 9/7/13

Kendall Houston (2011) - 2 Games (4)

2 - vs. Mississippi Valley State, 11/3/11
 2 - vs. Tennessee-Martin, 10/15/11

Demetre Baker (2011) - 2 Games (4)

2 - at Texas-San Antonio, 10/8/11
 2 - at Kent State, 9/24/11

CAREER MULTIPLE MULTI-RUSHING TOUCHDOWN GAMES

1. Kendall Houston (2010-14) - 8 Games

2, vs. Louisiana, 12/7/13
 2, vs. Kent State, 10/19/13
 2, vs. Mississippi Valley State, 11/3/11
 2, vs. Tennessee-Martin, 10/15/11
 2, vs. West Alabama, 9/1/11
 2, vs. Missouri S&T, 10/9/10
 2, vs. Kentucky Wesleyan, 10/2/10
 2, vs. Nicholls, 9/18/10

2. Xavier Johnson (2014-17) - 7 Games

2, vs. Idaho, 9/23/17
 2, vs. Alabama A&M, 9/16/17
 3, vs. New Mexico State, 12/3/16
 2, vs. Troy, 10/20/16
 2, vs. Nicholls, 9/24/16
 2, vs. Louisiana, 11/12/15
 2, at San Diego State, 9/19/15

3. Brandon Ross (2009-10) - 6 Games

3, vs. Louisburg (N.C.) J.C., 10/17/09
 2, vs. Pikeville (Ky.), 9/4/10
 2, vs. Huntingdon (Ala.), 11/12/09
 2, vs. Milford (N.Y.) Academy, 11/7/09
 2, vs. Georgia Military J.C., 10/10/09
 2, vs. Hargrave (Va.) Academy, 9/5/09

4. La'Damian Webb (2022) - 4 Games

4, at Georgia Southern, 11/5/22
 3, at Arkansas State, 10/29/22
 2, at Central Michigan, 9/10/22
 2, vs. Nicholls, 9/3/22

Demetre Baker (2011-12) - 4 Games

2, vs. Florida Atlantic, 10/20/12
 2, vs. Henderson (Ark.) State, 10/29/11
 2, at Texas-San Antonio, 10/8/11
 2, at Kent State, 9/24/11

6. Marco Lee Jr. (2022) - 2 Games

2, vs. ULM, 10/15/22
 2, at UCLA, 9/17/22

Tra Minter (2017-19) - 2 Games

2, vs. Jackson State, 9/7/19
 2, vs. Texas State, 9/15/18

Kawaan Baker (2017-20) - 2 Games

2, at Louisiana, 11/17/18
 2, vs. Louisiana Tech, 9/1/18

Jay Jones (2013-14) - 2 Games

2, at Kent State, 9/6/14
 2, at Georgia State, 11/30/13

Ross Metheny (2012-13) - 2 Games

2, at Tennessee, 9/28/13
 2, at Tulane, 9/7/13

SINGLE-SEASON / CAREER MULTI-RECEIVING & SINGLE-SEASON RUSHING/RECEIVING TOUCHDOWN GAMES**SINGLE-SEASON MULTI-RECEIVING TOUCHDOWN GAMES (TDS)****Jalen Wayne (2022) - 2 Games (4)**

2 - vs. ULM, 10/15/22
2 - vs. Nicholls, 9/3/22

Jalen Tolbert (2021) - 2 Games (4)

2 - vs. Arkansas State, 10/30/21
2 - at ULM, 10/23/21

Jalen Tolbert (2020) - 2 Games (5)

3 - at Arkansas State, 11/28/20
2 - at Southern Mississippi, 9/3/20

Shavarez Smith (2014) - 2 Games (4)

2 - vs. Navy, 11/28/14
2 - at Appalachian State, 10/4/14

CAREER MULTIPLE MULTI-RECEIVING TOUCHDOWN GAMES**1. Jalen Tolbert (2018-21) - 5 Games**

2, vs. Arkansas State, 10/30/21
2, at ULM, 10/23/21
3, at Arkansas State, 11/28/20
2, at Southern Mississippi, 9/3/20
4, vs. Arkansas State, 11/29/19

2. Shavarez Smith (2013-14) - 3 Games

2 - vs. Navy, 11/28/14
2 - at Appalachian State, 10/4/14
2 - at Navy, 11/16/13

3. Jalen Wayne (2017, '19-22) - 2 Games

2 - vs. ULM, 10/15/22
2 - vs. Nicholls, 9/3/22

4. Courtney Smith (2009-10) - 2 Games

2 - at UC Davis, 10/23/10
2 - vs. Fork Union (Va.) Academy, 10/31/09

SINGLE-SEASON MULTI-RUSHING/RECEIVING TOUCHDOWN GAMES (TDS)**La'Damian Webb (2022) - 4 Games (11)**

4 (Rushing) - at Georgia Southern, 11/5/22
3 (Rushing) - at Arkansas State, 10/29/22
2 (Rushing) - at Central Michigan, 9/10/22
2 (Rushing) - at Nicholls, 9/3/22

Brandon Ross (2009) - 4 Games (8)

2 (Rushing) - vs. Huntingdon (Ala.), 11/12/09
2 (Rushing) - vs. Milford (N.Y.) Academy, 11/7/09
2 (Rushing) - vs. Georgia Military J.C., 10/10/09
2 (Rushing) - vs. Hargrave (Va.) Academy, 9/5/09

Xavier Johnson (2016) - 3 Games (7)

3 (Rushing) - vs. New Mexico State, 12/3/16
2 (Rushing) - vs. Troy, 10/20/16
2 (Rushing) - vs. Nicholls, 9/24/16

Kendall Houston (2010) - 3 Games (6)

2 (Rushing) - vs. Missouri SGT, 10/9/10
2 (Rushing) - vs. Kentucky Wesleyan, 10/2/10
2 (Rushing) - vs. Nicholls, 9/18/10

Marco Lee Jr. (2022) - 2 Games (4)

2 (Rushing) - vs. ULM, 10/15/22
2 (Rushing) - at UCLA, 9/17/22

Xavier Johnson (2017) - 2 Games (4)

2 (Rushing) - vs. Idaho, 9/23/17
2 (Rushing) - vs. Alabama A&M, 9/16/17

Xavier Johnson (2015) - 2 Games (4)

2 (Rushing) - vs. Louisiana-Lafayette, 11/12/15
2 (Rushing) - at San Diego State, 9/19/15

Kawaan Baker (2018) - 2 Games (4)

2 (Rushing) - at Louisiana, 11/17/18
2 (Rushing) - vs. Louisiana Tech, 9/1/18

Kendall Houston (2013) - 2 Games (4)

2 (Rushing) - vs. Louisiana, 12/7/13
2 (Rushing) - vs. Kent State, 10/19/13

Ross Metheny (2013) - 2 Games (4)

2 (Rushing) - at Tennessee, 9/28/13
2 (Rushing) - at Tulane, 9/7/13

Kendall Houston (2011) - 2 Games (4)

2 (Rushing) - vs. Mississippi Valley State, 11/3/11
2 (Rushing) - vs. Tennessee-Martin, 10/15/11

Demetre Baker (2011) - 2 Games (4)

2 (Rushing) - at Texas-San Antonio, 10/8/11
2 (Rushing) - at Kent State, 9/24/11

Jalen Wayne (2022) - 2 Games (4)

2 (Receiving) - vs. ULM, 10/15/22
2 (Receiving) - vs. Nicholls, 9/3/22

Jalen Tolbert (2021) - 2 Games (4)

2 (Receiving) - vs. Arkansas State, 10/30/21
2 (Receiving) - at ULM, 10/23/21

Jalen Tolbert (2020) - 2 Games (5)

3 (Receiving) - at Arkansas State, 11/28/20
2 (Receiving) - at Southern Mississippi, 9/3/20

Shavarez Smith (2014) - 2 Games (4)

2 (Receiving) - vs. Navy, 11/28/14
2 (Receiving) - at Appalachian State, 10/4/14

CAREER MULTIPLE MULTI-RUSHING/RECEIVING TOUCHDOWN GAMES

1. Kendall Houston (2010-14) - 8 Games (8 Rushing)

2 (Rushing), vs. Louisiana, 12/7/13
 2 (Rushing), vs. Kent State, 10/19/13
 2 (Rushing), vs. Mississippi Valley State, 11/3/11
 2 (Rushing), vs. Tennessee-Martin, 10/15/11
 2 (Rushing), vs. West Alabama, 9/1/11
 2 (Rushing), vs. Missouri S&T, 10/9/10
 2 (Rushing), vs. Kentucky Wesleyan, 10/2/10
 2 (Rushing), vs. Nicholls, 9/18/10

2. Xavier Johnson (2014-17) - 7 Games (7 Rushing)

2 (Rushing), vs. Idaho, 9/23/17
 2 (Rushing), vs. Alabama A&M, 9/16/17
 3 (Rushing), vs. New Mexico State, 12/3/16
 2 (Rushing), vs. Troy, 10/20/16
 2 (Rushing), vs. Nicholls, 9/24/16
 2 (Rushing), vs. Louisiana, 11/12/15
 2 (Rushing), at San Diego State, 9/19/15

3. Brandon Ross (2009-10) - 6 Games (6 Rushing)

3 (Rushing), vs. Louisburg (N.C.) J.C., 10/17/09
 2 (Rushing), vs. Pikeville (Ky.), 9/4/10
 2 (Rushing), vs. Huntingdon (Ala.), 11/12/09
 2 (Rushing), vs. Milford (N.Y.) Academy, 11/7/09
 2 (Rushing), vs. Georgia Military J.C., 10/10/09
 2 (Rushing), vs. Hargrave (Va.) Academy, 9/5/09

4. Jalen Tolbert (2018-21) - 5 Games (5 Receiving)

2 (Receiving), vs. Arkansas State, 10/30/21
 2 (Receiving), at ULM, 10/23/21
 3 (Receiving), at Arkansas State, 11/28/20
 2 (Receiving), at Southern Mississippi, 9/3/20
 4 (Receiving), vs. Arkansas State, 11/29/19

5. La'Damian Webb (2022) - 4 Games (4 Rushing)

4 (Rushing), at Georgia Southern, 11/5/22
 3 (Rushing), at Arkansas State, 10/29/22
 2 (Rushing), at Central Michigan, 9/10/22
 2 (Rushing), vs. Nicholls, 9/3/22

Demetre Baker (2011-12) - 4 Games (4 Rushing)

2 (Rushing), vs. Florida Atlantic, 10/20/12
 2 (Rushing), vs. Henderson (Ark.) State, 10/29/11
 2 (Rushing), at Texas-San Antonio, 10/8/11
 2 (Rushing), at Kent State, 9/24/11

7. Kawaan Baker (2017-20) - 3 Games (2 Rushing/1 Receiving)

3 (Receiving), vs. ULM, 10/24/20
 2 (Rushing), at Louisiana, 11/17/18
 2 (Rushing), vs. Louisiana Tech, 9/1/18

Shavarez Smith (2013-14) - 3 Games (3 Receiving)

2 (Receiving) vs. Navy, 11/28/14
 2 (Receiving) at Appalachian State, 10/4/14
 2 (Receiving) at Navy, 11/16/13

9. Jalen Wayne (2017, '19-22) - 2 Games (2 Receiving)

2 (Receiving), vs. ULM, 10/15/22
 2 (Receiving), vs. Nicholls, 9/3/22

Marco Lee Jr. (2022) - 2 Games (2 Rushing)

2 (Rushing), vs. ULM, 10/15/22
 2 (Rushing), at UCLA, 9/17/22

Tra Minter (2017-19) - 2 Games (2 Rushing)

2 (Rushing), vs. Jackson State, 9/7/19
 2 (Rushing), vs. Texas State, 9/15/18

Gerald Everett (2015-16) - 2 Games (1 Rushing/1 Receiving)

2 (Receiving) at Troy, 10/3/15
 2 (Rushing) vs. Appalachian State, 12/5/15

Jay Jones (2013-14) - 2 Games (2 Rushing)

2 (Rushing), at Kent State, 9/6/14
 2 (Rushing), at Georgia State, 11/30/13

Ross Metheny (2012-13) - 2 Games (2 Rushing)

2 (Rushing), at Tennessee, 9/28/13
 2 (Rushing), at Tulane, 9/7/13

Courtney Smith (2009-10) - 2 Games (2 Receiving)

2 (Receiving), at UC Davis, 10/23/10
 2 (Receiving), vs. Fork Union (Va.) Academy, 10/31/09

INDIVIDUAL SEASON RECORDS

Scoring

1.	100, Diego Guajardo	2022
2.	91, Aleem Sunanon	2013
3.	84, La'Damian Webb	2022
	84, Michel Chapuseaux	2012
5.	80, Aleem Sunanon	2015
6.	78, Kawaan Baker	2018
	78, Brandon Ross	2009
8.	74, Gavin Patterson	2017
9.	72, Gavin Patterson	2016
	72, Gerald Everett	2015

Scoring – Kickers

1.	100, Diego Guajardo	2022
2.	91, Aleem Sunanon	2013
3.	84, Michel Chapuseaux	2012
4.	80, Aleem Sunanon	2015
5.	74, Gavin Patterson	2017
6.	72, Gavin Patterson	2016
7.	69, Diego Guajardo	2021
	69, Aleem Sunanon	2014
9.	63, Diego Guajardo	2020
10.	62, Jordan Means	2011

Total Touchdowns

1.	15, La'Damian Webb	2022
2.	13, Kawaan Baker	2018
	13, Brandon Ross	2009
4.	12, Gerald Everett	2015
5.	11, Xavier Johnson	2016
6.	10, Ross Metheny	2013
	10, Kendall Houston	2010
9.	9, Xavier Johnson	2015
	9, Demetre Baker	2011

Extra Points

1.	46, Diego Guajardo	2022
2.	42, Gavin Patterson	2016
3.	37, Aleem Sunanon	2013
4.	34, Michel Chapuseaux	2009
5.	33, Diego Guajardo	2021
6.	32, Aleem Sunanon	2015
7.	31, Gavin Patterson	2018
8.	26, Gavin Patterson	2017
9.	24, Diego Guajardo	2020
	24, Aleem Sunanon	2014
	24, Michel Chapuseaux	2012

Extra-Point Attempts

1.	48, Diego Guajardo	2022
2.	42, Gavin Patterson	2016
3.	39, Aleem Sunanon	2013
4.	37, Michel Chapuseaux	2009
5.	35, Diego Guajardo	2021
	35, Gavin Patterson	2018
7.	32, Aleem Sunanon	2015
8.	27, Gavin Patterson	2017
9.	26, Aleem Sunanon	2014
	26, Jordan Means	2011

Extra-Point Percentage (min. 10 attempts)

1.	100.0, Frankie Onate	2019
	100.0, Gavin Patterson	2016
	100.0, Aleem Sunanon	2015
	100.0, Michel Chapuseaux	2012
5.	96.3, Gavin Patterson	2017
6.	96.0, Diego Guajardo	2020
7.	95.8, Diego Guajardo	2022
8.	95.2, Lawson McGlon	2010
9.	94.9, Aleem Sunanon	2013
10.	94.3, Diego Guajardo	2021

Field Goals

1.	20, Michel Chapuseaux	2012
2.	18, Aleem Sunanon	2013
	18, Diego Guajardo	2022
4.	16, Gavin Patterson	2017
	16, Aleem Sunanon	2015
6.	15, Aleem Sunanon	2014
7.	13, Diego Guajardo	2020
	13, Jordan Means	2011
9.	12, Diego Guajardo	2021
	12, Lawson McGlon	2010

Field-Goal Attempts

1.	27, Michel Chapuseaux	2012
2.	23, Aleem Sunanon	2013
3.	19, Gavin Patterson	2017
	19, Aleem Sunanon	2015
	19, Diego Guajardo	2022
6.	18, Aleem Sunanon	2014
7.	17, Diego Guajardo	2021
	17, Diego Guajardo	2020
	17, Lawson McGlon	2010
10.	16, Gavin Patterson	2016

Rush Attempts

1.	209, La'Damian Webb	2022
2.	193, Tra Minter	2019
3.	183, Tra Minter	2018
4.	164, Carlos Davis	2020
5.	151, Xavier Johnson	2016
6.	145, Xavier Johnson	2015
7.	143, Jay Jones	2013
8.	140, Kendall Houston	2010
9.	138, Terrion Avery	2021
	138, Kendall Houston	2014

Yards Rushing

1.	1,063, La'Damian Webb	2022
2.	1,057, Tra Minter	2019
3.	956, Xavier Johnson	2015
4.	891, Kendall Houston	2010
5.	831, Xavier Johnson	2016
6.	801, Tra Minter	2018
7.	737, Jay Jones	2013
8.	712, Kendall Houston	2014
9.	674, Carlos Davis	2020
10.	604, Ross Metheny	2013

Yards Rushing – Quarterback

1.	604, Ross Metheny	2013
2.	297, Brandon Bridge	2014
3.	245, Dallas Davis	2016
4.	197, Desmond Trotter	2019
5.	173, Cephus Johnson	2019
	173, Evan Orth	2018
7.	170, Brandon Bridge	2013
8.	163, C.J. Bennett	2010
9.	131, C.J. Bennett	2012
10.	109, Ray Cotton	2010

Rushing Yards Per Game (min. 75% games)

1.	89.1, Kendall Houston	2010
2.	88.6, La'Damian Webb	2022
3.	88.1, Tra Minter	2019
4.	84.9, Brandon Ross	2009
5.	79.7, Xavier Johnson	2015
6.	69.2, Xavier Johnson	2016
7.	66.8, Tra Minter	2018
8.	61.4, Jay Jones	2013
9.	61.3, Carlos Davis	2020
10.	55.8, Kendall Houston	2011

Rushing Touchdowns

1.	13, La'Damian Webb	2022
	13, Brandon Ross	2009
2.	10, Xavier Johnson	2016
	10, Ross Metheny	2013
	10, Kendall Houston	2010
5.	9, Kawaan Baker	2018
	9, Demetre Baker	2011
8.	8, Kendall Houston	2011
9.	7, Xavier Johnson	2015
10.	6, Tra Minter	2018
	6, Xavier Johnson	2017
	6, Dami Ayoola	2016
	6, Tyreis Thomas	2016
	6, Kendall Houston	2013

100-Yard Rushing Games

1.	5, Xavier Johnson	2015
	5, Kendall Houston	2010
3.	4, Tra Minter	2019
4.	3, La'Damian Webb	2022
	3, Xavier Johnson	2016
	3, Brandon Ross	2009
7.	2, Carlos Davis	2020
	2, Jay Jones	2014
	2, Jay Jones	2013

150-Yard Rushing Games

1.	2, La'Damian Webb	2022
	2, Tra Minter	2019
	2, Kendall Houston	2010
4.	1, Kareem Walker	2021

200-Yard Rushing Games

1.	1, La'Damian Webb	2022
	1, Tra Minter	2018

Pass Attempts

1.	427, Carter Bradley	2022
2.	349, Dallas Davis	2016
3.	345, Ross Metheny	2012
4.	324, Cody Clements	2015
	324, Ross Metheny	2013
6.	307, Brandon Bridge	2014
7.	303, Jake Bentley	2021
8.	248, Desmond Trotter	2020
9.	235, C.J. Bennett	2011
10.	232, Cole Garvin	2017

Completions

1.	276, Carter Bradley	2022
2.	212, Jake Bentley	2021
3.	201, Ross Metheny	2013
4.	198, Dallas Davis	2016
5.	189, Ross Metheny	2012
6.	171, Cody Clements	2015
7.	160, Desmond Trotter	2020
	160, Brandon Bridge	2014
9.	145, Evan Orth	2018
10.	129, C.J. Bennett	2011

INDIVIDUAL SEASON RECORDS

Yards Passing

1.	3,343, Carter Bradley	2022
2.	2,706, Dallas Davis	2016
3.	2,622, Ross Metheny	2013
4.	2,476, Jake Bentley	2021
5.	2,272, Cody Clements	2015
6.	2,148, Ross Metheny	2012
7.	1,927, Brandon Bridge	2014
8.	1,917, Desmond Trotter	2020
9.	1,795, Evan Orth	2018
10.	1,640, C.J. Bennett	2011

Touchdowns Passing

1.	28, Carter Bradley	2022
2.	17, Jake Bentley	2021
3.	15, Brandon Bridge	2014
	15, Ross Metheny	2013
5.	13, Cody Clements	2015
6.	12, Ross Metheny	2012
7.	11, Desmond Trotter	2020
	11, Evan Orth	2018
	11, Dallas Davis	2016
10.	9, C.J. Bennett	2010

300-Yard Passing Games

1.	3, Jake Bentley	2021
	3, Dallas Davis	2016
	3, Carter Bradley	2022
4.	1, Evan Orth	2018
	1, Dallas Davis	2017
	1, Cole Garvin	2017
	1, Brandon Bridge	2014
	1, Ross Metheny	2013
	1, Ross Metheny	2012

400-Yard Passing Games

1.	1, Carter Bradley	2022
----	--------------------------	-------------

Wins By A Quarterback

1.	10, Carter Bradley	2022
2.	6, Ross Metheny	2013
	6, C.J. Bennett	2011
	6, Myles Gibbon	2009
5.	5, Jake Bentley	2021
	5, Cody Clements	2015
	5, Brandon Bridge	2014
	5, Brennan Sim	2010
8.	4, Desmond Trotter	2020
	4, Dallas Davis	2016
10.	3, C.J. Bennett	2010

Receptions

1.	82, Jalen Tolbert	2021
2.	65, Caullin Lacy	2022
3.	64, Devin Voisin	2022
	64, Jalen Tolbert	2020
5.	61, Jamarius Way	2018
6.	58, Jalen Wayne	2022
7.	54, Shavarez Smith	2014
8.	53, Jalen Wayne	2021
9.	51, Kawaan Baker	2020
10.	50, Wes Saxton	2013
	50, Shavarez Smith	2013

Yards Receiving

1.	1,474, Jalen Tolbert	2021
2.	1,085, Jalen Tolbert	2020
3.	940, Shavarez Smith	2013
4.	871, Devin Voisin	2022
5.	855, Jamarius Way	2018
6.	822, Josh Magee	2016
7.	816, Caullin Lacy	2022
8.	815, Jalen Wayne	2022
9.	762, Jamarius Way	2017
10.	748, Shavarez Smith	2014

Touchdown Catches

1.	9, Jalen Wayne	2022
2.	8, Jalen Tolbert	2021
	8, Kawaan Baker	2020
	8, Jalen Tolbert	2020
	8, Jamarius Way	2018
	8, Gerald Everett	2015
	8, Shavarez Smith	2014
8.	7, Jeremé Jones	2012
9.	6, Jalen Tolbert	2019
	6, Shavarez Smith	2013
	6, Caullin Lacy	2022

100-Yard Receiving Games

1.	7, Jalen Tolbert	2021
2.	4, Josh Magee	2016
3.	3, Devin Voisin	2022
	3, Jamarius Way	2018
5.	2, Jalen Wayne	2021
	2, Kawaan Baker	2020
	2, Jalen Tolbert	2020
	2, Jamarius Way	2017
	2, Gerald Everett	2016
	2, Josh Magee	2015
	2, Shavarez Smith	2014
	2, Shavarez Smith	2013
	2, Caullin Lacy	2022

200-Yard Receiving Games

1.	1, Jalen Tolbert	2020
----	------------------	------

Total Offense Yards

1.	3,393, Carter Bradley	2022
2.	3,226, Ross Metheny	2013
3.	2,951, Dallas Davis	2016
4.	2,468, Jake Bentley	2021
5.	2,365, Cody Clements	2015
6.	2,289, Ross Metheny	2012
7.	2,224, Brandon Bridge	2014
8.	1,968, Evan Orth	2018
9.	1,920, Desmond Trotter	2020
10.	1,716, C.J. Bennett	2011

Touchdowns Responsible For

1.	30, Carter Bradley	2022
2.	25, Ross Metheny	2013
3.	21, Jake Bentley	2021
4.	19, Brandon Bridge	2014
5.	17, Cody Clements	2015
6.	15, La'Damian Webb	2022
7.	14, Dallas Davis	2016
8.	13, Desmond Trotter	2020
	13, Kawaan Baker	2018
	13, Gerald Everett	2015
	13, Ross Metheny	2012
	13, Brandon Ross	2009

All-Purpose Yards

1.	1,943, Tra Minter	2019
2.	1,803, Tra Minter	2018
3.	1,477, Xavier Johnson	2015
4.	1,474, Jalen Tolbert	2021
5.	1,440, Xavier Johnson	2016
6.	1,181, T.J. Glover	2012
7.	1,134, Caullin Lacy	2022
8.	1,085, Jalen Tolbert	2020
9.	994, T.J. Glover	2010
10.	965, Kawaan Baker	2020

Total Tackles

1.	131, Jake Johnson	2012
2.	113, Terrell Brigham	2014
3.	105, Enrique Williams	2013
	105, Enrique Williams	2012
5.	104, Jeremy Reaves	2017
6.	102, Blake Dees	2015

7.	100, Darrell Songy	2016
8.	96, Riley Cole	2020
	96, Jeremy Reaves	2015
10.	95, Maleki Harris	2014

Solo Tackles

1.	71, Jake Johnson	2012
2.	70, Jeremy Reaves	2017
3.	65, Jeremy Reaves	2015
	65, Terrell Brigham	2014
5.	61, Blake Dees	2015
6.	59, Keith Gallmon Jr.	2020
7.	57, Darrell Songy	2016
8.	56, Trey Kiser	2022
9.	54, Riley Cole	2020
	54, Jeremy Reaves	2016

Assisted Tackles

1.	61, Enrique Williams	2013
2.	60, Jake Johnson	2012
3.	55, Enrique Williams	2012
4.	53, Nick Mobley	2020
5.	48, Nick Mobley	2019
	48, Terrell Brigham	2014
	48, Maleki Harris	2014
	48, Jake Johnson	2011
9.	44, Nigel Lawrence	2018
10.	43, Darrell Songy	2016

Tackles For Loss

1.	19.0, Randy Allen	2016
2.	15.0, Jake Johnson	2012
3.	14.5, Jeffery Whatley	2019
4.	14.0, Alex Page	2013
5.	13.5, Romelle Jones	2013
	13.5, Pat Moore	2013
7.	13.0, Theo Rich	2014
8.	11.5, Alex Page	2012
9.	11.0, CJ Rias	2022
	11.0, Trey Kiser	2022
	11.0, Roman Buchanan	2016

Sacks

1.	12.0, Randy Allen	2016
2.	8.0, Theo Rich	2014
3.	7.5, Romelle Jones	2013
	7.5, Alex Page	2013
5.	6.0, Jamie Sheriff	2022
	6.0, Alex Page	2012
7.	5.5, Pat Moore	2013
8.	5.0, Jesse Kelley	2014
10.	4.5, Charles Coleman III	2021
	4.5, Rocel McWilliams	2019
	4.5, Jeffery Whatley	2019
	4.5, Chason Milner	2018
	4.5, Finessé Middleton	2016
	4.5, Pat Moore	2012

INDIVIDUAL SEASON RECORDS

Forced Fumbles

1.	4, Maleki Harris	2014
2.	3, Nigel Lawrence	2017
3.	Jeremy Reaves	2017
3.	Randy Allen	2016
3.	Blake Dees	2015
3.	Devon Earl	2015
3.	Jeremy Reaves	2015
3.	Clifton Crews	2011
3.	Charles Harris	2011

10. 2, Ke'Shun Brown 2022

2.	Yam Banks	2021
2.	Brock Higdon	2021
2.	Shawn Jennings	2021
2.	Dewayne Betts Jr.	2020
2.	Riley Cole	2020
2.	Jordon Beaton	2018
2.	Bull Barge	2017
2.	Kalen Jackson	2016
2.	Jeremy Reaves	2016
2.	Montell Garner	2014
2.	Pat Moore	2013
2.	Enrique Williams	2013
2.	Clifton Crews	2012
2.	B.J. Scott	2012
2.	Alex Page	2011
2.	Ken Barefield	2010
2.	Tyrone Williams	2010
2.	Justin Dunn	2009

Fumble Recoveries

1.	3, Maleki Harris	2014
3.	Will Thompson	2011
3.	2, Wy'Kevious Thomas	2021
2.	Riley Cole	2020
2.	A.J. DeShazor Jr.	2019
2.	Devin Rockette	2019
2.	DJ Daniels	2018
2.	Zach Befort	2017
2.	Malcolm Buggs	2017
2.	Jeremy Reaves	2017
2.	Randy Allen	2016
2.	Devon Earl	2016
2.	DeMarrion Buford-Hughes	2015
2.	Devon Earl	2015
2.	Terrell Brigham	2014
2.	Davin Hawkins	2014
2.	Maleki Harris	2013
2.	Terrell Brigham	2012
2.	Maleki Harris	2012
2.	Enrique Williams	2011
2.	Randon Carnathan	2010
2.	Clifton Crews	2009

Fumble Return Touchdowns

1.	2, Devon Earl	2015
2.	Clifton Crews	2009

Interceptions

1.	6, Yam Banks	2022
2.	5, Zach Brownell	2009
3.	4, Darrell Luter Jr.	2021
4.	Jalen Thompson	2016
4.	Tyrell Pearson	2012
5.	3, Tré Young	2021
3.	Travis Reed	2019
3.	Jalen Thompson	2018
3.	Jeremy Reaves	2017
3.	Jeremy Reaves	2016
3.	Montell Garner	2013
3.	Tim Harvey	2010
3.	Michael Wilson	2010
3.	Jerron Mitchell	2009

Interception Return Yards

1.	106, Michael Wilson	2010
2.	95, Devin Rockette	2020
3.	94, Tyrell Pearson	2012
94,	Jerron Mitchell	2009
5.	84, Jalen Thompson	2018
6.	59, Montell Garner	2014
7.	58, Maleki Harris	2013
8.	56, Jamal Brooks	2021
56,	Zach Brownell	2009
10.	49, Montell Garner	2013
49,	Tyrell Pearson	2013
49,	Clifton Crews	2009

Interception Return Touchdowns

1.	1, Ke'Shun Brown	2022
1, Yam Banks	2022	
1,	Davyn Flenord	2021
1,	Devin Rockette	2020
1,	Jalen Thompson	2018
1,	Jalen Thompson	2016
1,	Montell Garner	2014
1,	Qudarius Ford	2013
1,	Justin Dunn	2010
1,	Bryson James	2010
1,	Michael Wilson	2010
1,	Zach Brownell	2009
1,	Clifton Crews	2009
1,	Jerron Mitchell	2009

Passes Broken Up

1.	13, Darian Mills	2017
2.	11, Yam Banks	2022
11,	Tyrell Pearson	2012
3.	10, Darrell Luter Jr.	2021
10,	Keith Gallmon	2020
10,	Travis Reed	2019
10,	Darian Mills	2018
7.	9, Tobias Moss	2017
9,	Montell Garner	2014
8,	Jalen Thompson	2018
8,	Jeremy Reaves	2017

Blocked Kicks

1.	2, Pat Moore	2012
2,	Clifton Crews	2011
2,	Romelle Jones	2010

Punts

1.	73, Brandon McKee	2014
2.	72, Scott Garber	2012
3.	70, Corliss Waitman	2017
4.	67, Jack Brooks	2019
67,	Corliss Waitman	2018
6.	57, Jack Brooks	2022
7.	53, Jack Brooks	2021
8.	51, Scott Garber	2013
9.	48, Brandon McKee	2016
10.	43, Jack Brooks	2020

Yards Punting

1.	3,167, Corliss Waitman	2017
2.	3,091, Brandon McKee	2014
3.	2,852, Scott Garber	2012
4.	2,828, Jack Brooks	2019
5.	2,792, Corliss Waitman	2018
6.	2,455, Jack Brooks	2022
7.	2,292, Jack Brooks	2021
8.	2,136, Brandon McKee	2016
9.	2,075, Scott Garber	2013
10.	1,794, Jack Brooks	2020

Punting Average (minimum 25)

1.	45.24, Corliss Waitman	2017
2.	44.50, Brandon McKee	2016
3.	43.25, Jack Brooks	2021
4.	43.07, Jack Brooks	2022
5.	42.68, Aleem Sunanon	2015
6.	42.34, Brandon McKee	2014
7.	42.21, Jack Brooks	2019
8.	41.72, Jack Brooks	2020
9.	41.71, Scott Garber	2011
10.	41.67, Corliss Waitman	2018

Punts Inside The 20

1.	28, Brandon McKee	2014
2.	26, Corliss Waitman	2017
3.	25, Brandon McKee	2016
4.	21, Jack Brooks	2019
5.	19, Corliss Waitman	2018
6.	16, Scott Garber	2013
16,	Scott Garber	2010
16, Jack Brooks	2022	
9.	15, Scott Garber	2012
10.	13, Jack Brooks	2021

Punts of 50+ Yards

1.	21, Corliss Waitman	2017
2.	17, Brandon McKee	2014
3.	15, Jack Brooks	2021
15,	Corliss Waitman	2018
15,	Brandon McKee	2016
6.	14, Jack Brooks	2019
7.	11, Brandon McKee	2015
8.	10, Jack Brooks	2022
9.	7, Jack Brooks	2020
7,	Aleem Sunanon	2015

Kick Return Yards

1.	710, Tra Minter	2018
2.	642, T.J. Glover	2014
642,	T.J. Glover	2012
4.	636, Tra Minter	2019
5.	576, T.J. Glover	2013
6.	523, Xavier Johnson	2016
7.	454, T.J. Glover	2010
8.	439, Xavier Johnson	2015
9.	369, Braylon McReynolds	2022
10.	264, Kawaan Baker	2020

Kick Return Average (minimum 10 returns)

1.	31.36, Xavier Johnson	2015
2.	30.27, T.J. Glover	2010
3.	25.04, T.J. Glover	2013
4.	24.48, Tra Minter	2018
5.	23.78, T.J. Glover	2012
6.	23.06, Braylon McReynolds	2022
7.	22.93, T.J. Glover	2014
8.	21.79, Xavier Johnson	2016
9.	21.20, Tra Minter	2019
10.	20.90, Claude Garrett	2015

Kick Return Touchdowns

1.	1, Xavier Johnson	2016
1,	Xavier Johnson	2015
1,	J.J. Keels	2011
1,	Ralph Turner	2009

INDIVIDUAL SEASON RECORDS

Punt Returns

1.	21, Caullin Lacy	2022
2.	18, Jeremé Jones	2011
3.	17, Dami Ayoola	2016
4.	15, T.J. Glover	2013
5.	14, T.J. Glover	2012
6.	12, Tra Minter	2019
	12, Erling Riis	2009
8.	11, T.J. Glover	2010
	11, Jeremé Jones	2010
10.	9, Caullin Lacy	2021

Punt Return Yards

1.	213, Jeremé Jones	2010
2.	189, Caullin Lacy	2022
3.	155, Jeremé Jones	2011
4.	154, Erling Riis	2009
5.	151, T.J. Glover	2010
6.	123, T.J. Glover	2012
7.	91, Tra Minter	2018
8.	89, T.J. Glover	2013
9.	71, Dami Ayoola	2016
10.	69, Jeremé Jones	2014

Punt Return Average (minimum 10 returns)

1.	19.36, Jeremé Jones	2010
2.	13.73, T.J. Glover	2010
3.	12.83, Erling Riis	2009
4.	9.00, Caullin Lacy	2022
5.	8.79, T.J. Glover	2012
6.	8.61, Jeremé Jones	2011
7.	5.93, T.J. Glover	2013
8.	4.18, Dami Ayoola	2016
9.	3.42, Tra Minter	2019

Punt Return Touchdowns

1.	1, Caullin Lacy	2022
	1, Tra Minter	2018
	1, Jeremé Jones	2010

INDIVIDUAL CAREER RECORDS

Scoring

1.	240, Aleem Sunanon	2013-15
2.	239, Diego Guajardo	2019-22
3.	204, Gavin Patterson	2015-18
4.	174, Kendall Houston	2010-14
5.	162, Kawaan Baker	2017-20
	162, Xavier Johnson	2014-17
7.	137, Michel Chapuseaux	2009-12
8.	132, Jalen Tolbert	2018-21
9.	108, Brandon Ross	2009-10
10.	102, Jeremé Jones	2010-14
--	84, La'Damian Webb	2022

Scoring – Kickers

1.	240, Aleem Sunanon	2013-14
2.	239, Diego Guajardo	2019-22
3.	204, Gavin Patterson	2015-18
4.	137, Michel Chapuseaux	2009-12
5.	96, Jordan Means	2010-11
6.	65, Lawson McGlon	2009-11
7.	38, Frankie Onate	2017, '19-20
8.	18, Grant McLaurin	2014

Total Touchdowns

1.	29, Kendall Houston	2010-14
2.	27, Kawaan Baker	2017-20
	27, Xavier Johnson	2014-17
4.	22, Jalen Tolbert	2018-21
5.	18, Brandon Ross	2009-10
6.	17, Jeremé Jones	2010-14
7.	16, Gerald Everett	2015-16
8.	15, La'Damian Webb	2022
9.	14, Jalen Wayne	2017, '19-22
	14, Tra Minter	2017-19
	14, Shavarez Smith	2013-14

Extra Points

1.	108, Diego Guajardo	2019-22
2.	99, Gavin Patterson	2015-18
3.	93, Aleem Sunanon	2013-15
4.	62, Michel Chapuseaux	2009-12
5.	45, Jordan Means	2010-11
6.	26, Lawson McGlon	2009-11
7.	17, Frankie Onate	2017, '19-20
8.	6, Grant McLaurin	2014

Extra-Point Attempts

1.	116, Diego Guajardo	2019-22
2.	104, Gavin Patterson	2015-18
3.	97, Aleem Sunanon	2013-15
4.	67, Michel Chapuseaux	2009-12
5.	50, Jordan Means	2010-11
6.	28, Lawson McGlon	2009-11
7.	17, Frankie Onate	2017, '19-20
8.	7, Grant McLaurin	2014

Field Goals

1.	49, Aleem Sunanon	2013-15
2.	44, Diego Guajardo	2019-22
3.	35, Gavin Patterson	2015-18
4.	25, Michel Chapuseaux	2009-12
5.	17, Jordan Means	2010-11
6.	13, Lawson McGlon	2009-11
7.	7, Frankie Onate	2017, '19-20
8.	4, Grant McLaurin	2014

Field-Goal Attempts

1.	60, Aleem Sunanon	2013-15
2.	55, Diego Guajardo	2019-22
3.	48, Gavin Patterson	2015-18
4.	34, Michel Chapuseaux	2009-12
5.	19, Jordan Means	2010-11
6.	18, Lawson McGlon	2009-11
7.	12, Frankie Onate	2017, '19-20
8.	6, Grant McLaurin	2014

Rush Attempts

1.	546, Kendall Houston	2010-14
2.	483, Tra Minter	2017-19
3.	459, Xavier Johnson	2014-17
4.	231, Ross Metheny	2012-13
5.	228, Carlos Davis	2018-20
6.	226, Jay Jones	2013-14
7.	220, Demetre Baker	2011-12
8.	218, Terrion Avery	2019-22
9.	215, Terrance Timmons	2012-15
10.	209, La'Damian Webb	2022

Yards Rushing

1.	2,670, Xavier Johnson	2014-17
2.	2,587, Kendall Houston	2010-14
3.	2,199, Tra Minter	2017-19
4.	1,130, Jay Jones	2013-14
5.	1,086, Demetre Baker	2011-12
6.	1,064, La'Damian Webb	2022
7.	969, Terrance Timmons	2012-15
8.	954, Carlos Davis	2018-20
9.	868, Brandon Ross	2009-10
10.	852, Tyreis Thomas	2015-16

Yards Rushing – Quarterback

1.	745, Ross Metheny	2012-13
2.	467, Brandon Bridge	2013-14
3.	370, C.J. Bennett	2010-12
4.	276, Desmond Trotter	2019-22
5.	267, Myles Gibbon	2009-11
6.	260, Dallas Davis	2015-17
7.	235, Cephus Johnson	2018-19
8.	214, Evan Orth	2015-18

Rushing Touchdowns

1.	28, Kendall Houston	2010-14
2.	24, Xavier Johnson	2014-17
3.	18, Brandon Ross	2009-10
4.	13, La'Damian Webb	2022
5.	12, Tra Minter	2017-19
	12, Demetre Baker	2011-12
7.	11, Kawaan Baker	2017-20
	11, Ross Metheny	2012-13
10.	8, Tyreis Thomas	2015-16
	8, Jay Jones	2013-14

100-Yard Rushing Games

1.	10, Xavier Johnson	2014-17
2.	7, Kendall Houston	2010-14
3.	5, Tra Minter	2017-19
4.	4, Jay Jones	2013-14
	4, Brandon Ross	2009-10
6.	3, La'Damian Webb	2022
	3, Carlos Davis	2018-20
8.	2, Demetre Baker	2011-12
9.	1, Braylon McReynolds	2022
	1, Kareem Walker	2021

200-Yard Rushing Games

1.	1, La'Damian Webb	2022
	1, Tra Minter	2017-19

Pass Attempts

1.	669, Ross Metheny	2012-13
2.	547, Dallas Davis	2015-17
3.	477, C.J. Bennett	2010-12
4.	469, Desmond Trotter	2019-22
5.	427, Carter Bradley	2022
6.	374, Cole Garvin	2016-18
7.	373, Brandon Bridge	2013-14
8.	324, Cody Clements	2015
9.	303, Jake Bentley	2021
10.	223, Evan Orth	2015-18

Completions

1.	390, Ross Metheny	2012-13
2.	309, Dallas Davis	2015-17
3.	309, Desmond Trotter	2019-22
4.	276, Carter Bradley	2022
5.	270, C.J. Bennett	2010-12
6.	212, Jake Bentley	2021
7.	205, Cole Garvin	2016-18
8.	189, Brandon Bridge	2013-14
9.	171, Cody Clements	2015
10.	145, Evan Orth	2015-18

Yards Passing

1.	4,770, Ross Metheny	2012-13
2.	4,169, Dallas Davis	2015-17
3.	3,477, Desmond Trotter	2019-21
4.	3,409, C.J. Bennett	2010-12
5.	3,343, Carter Bradley	2022
6.	2,477, Cole Garvin	2016-18
7.	2,476, Jake Bentley	2021
8.	2,325, Brandon Bridge	2013-14
9.	2,272, Cody Clements	2015
10.	1,795, Evan Orth	2015-18

Touchdowns Passing

1.	28, Carter Bradley	2022
2.	27, Ross Metheny	2012-13
3.	24, Desmond Trotter	2019-22
4.	20, Dallas Davis	2015-17
	20, C.J. Bennett	2010-12
6.	17, Jake Bentley	2021
7.	16, Cole Garvin	2016-18
	16, Brandon Bridge	2013-14
9.	13, Cody Clements	2015
10.	11, Evan Orth	2015-18

Interceptions

1.	23, C.J. Bennett	2010-12
2.	20, Dallas Davis	2015-17
3.	19, Ross Metheny	2012-13
4.	15, Cody Clements	2015
5.	12, Carter Bradley	2022
6.	11, Cole Garvin	2016-18
7.	10, Brandon Bridge	2013-14
8.	9, Desmond Trotter	2019-22
9.	8, Jake Bentley	2021
	8, Cephus Johnson	2018-19

INDIVIDUAL CAREER RECORDS

300-Yard Passing Games

1.	4, Dallas Davis	2015-17
2.	3, Jake Bentley	2021
	3, Carter Bradley	2022
4.	2, Ross Metheny	2012-13
5.	1, Evan Orth	2015-18
	1, Cole Garvin	2016-17
	1, Brandon Bridge	2013-14

400-Yard Passing Games

1.	Carter Bradley	2022
----	-----------------------	-------------

Wins By A Quarterback

1.	10, C.J. Bennett	2010-12
	10, Carter Bradley	2022
3.	8, Myles Gibbon	2009-11
4.	7, Ross Metheny	2012-13
	6, Dallas Davis	2015-17
	6, Brennan Sim	2009-10
7.	5, Jake Bentley	2021
	5, Desmond Trotter	2019-21
	5, Cole Garvin	2016-18
	5, Cody Clements	2015
	5, Brandon Bridge	2013-14

Receptions

1.	178, Jalen Tolbert	2018-21
2.	157, Jeremé Jones	2010-14
3.	152, Jalen Wayne	2017, '19-22
4.	126, Kawaan Baker	2017-20
5.	117, Caullin Lacy	2020-22
6.	109, Bryant Lavender	2009-13
7.	108, Jamarius Way	2017-18
8.	104, Shavarez Smith	2013-14
9.	96, Wes Saxton	2012-14
10.	90, Gerald Everett	2015-16

Yards Receiving

1.	3,140, Jalen Tolbert	2018-21
2.	1,978 Jalen Wayne	2017, '19-22
3.	1,829, Kawaan Baker	2017-20
4.	1,688, Shavarez Smith	2013-14
5.	1,655, Jeremé Jones	2010-14
6.	1,617, Jamarius Way	2017-18
7.	1,326, Josh Magee	2015-16
8.	1,294, Bryant Lavender	2009-13
9.	1,292, Gerald Everett	2015-16
10.	1,204, Caullin Lacy	2020-22

Touchdown Catches

1.	22, Jalen Tolbert	2018-21
2.	16, Kawaan Baker	2017-20
	16, Jeremé Jones	2010-14
4.	14, Shavarez Smith	2013-14
	14, Jalen Wayne	2017, '19-22
6.	12, Gerald Everett	2015-16
7.	11, Jamarius Way	2017-18
8.	10, Courtney Smith	2009-10
9.	9, Danny Woodson II	2013-15
	8, Josh Magee	2015-16
--	6, Lincoln Sefcik	2021-22

100-Yard Receiving Games

1.	10, Jalen Tolbert	2018-21
2.	6, Josh Magee	2015-16
3.	5, Jamarius Way	2017-18
4.	4, Shavarez Smith	2013-14
	4, Jalen Wayne	2017, '19-22
6.	3, Devin Voisin	2019-22
	3, Kawaan Baker	2017-20
	3, Gerald Everett	2015-16
9.	2, Danny Woodson II	2013-15
	2, Courtney Smith	2009-10
11.	1, Caullin Lacy	2020-22

200-Yard Receiving Games

1.	1, Jalen Tolbert	2018-21
----	------------------	---------

Total Offense Yards

1.	5,515, Ross Metheny	2012-13
2.	4,429, Dallas Davis	2015-17
3.	3,779, C.J. Bennett	2010-12
4.	3,393, Carter Bradley	2022
5.	3,758, Desmond Trotter	2019-22
6.	2,792, Brandon Bridge	2013-14
7.	2,670, Xavier Johnson	2014-17
8.	2,587, Kendall Houston	2010-14
9.	2,528, Cole Garvin	2016-18
10.	2,468, Jake Bentley	2021

Touchdowns Responsible For

1.	38, Ross Metheny	2012-13
2.	30, Carter Bradley	2022
3.	29, Kendall Houston	2010-14
4.	27, Desmond Trotter	2019-22
	27, Kawaan Baker	2017-20
	27, Xavier Johnson	2014-17
7.	25, C.J. Bennett	2010-12
8.	24, Dallas Davis	2015-17
9.	22, Jalen Tolbert	2018-21
10.	21, Jake Bentley	2021
	21, Brandon Bridge	2013-14

All-Purpose Yards

1.	4,422, Tra Minter	2017-19
2.	4,094, Xavier Johnson	2014-17
3.	3,536, T.J. Glover	2010, '12-14
4.	3,140, Jalen Tolbert	2018-21
5.	2,748, Kawaan Baker	2017-20
6.	2,703, Kendall Houston	2010-14
7.	2,515, Jeremé Jones	2010-14
8.	1,935, Caullin Lacy	2020-22
9.	1,914, Jalen Wayne	2017, '19-22
10.	1,693, Shavarez Smith	2013-14

Total Tackles

1.	344, Enrique Williams	2009-13
2.	301, Jeremy Reaves	2014-17
3.	262, Roman Buchanan	2013-16
4.	256, Terrell Brigham	2010, '12-14
5.	246, Bull Barge	2015-18
6.	245, Jake Johnson	2010-12
7.	241, Nick Mobley	2018-20
8.	227, Nigel Lawrence	2015-18
9.	218, Riley Cole	2016-20
10.	217, A.J. DeShazor Jr.	2018-22

Solo Tackles

1.	203, Jeremy Reaves	2014-17
2.	158, Enrique Williams	2009-13
3.	155, Roman Buchanan	2013-16
4.	153, Terrell Brigham	2010, '12-14
5.	140, Keith Gallmon Jr.	2018-22
6.	127, Jake Johnson	2010-12
7.	124, Riley Cole	2016-20
8.	122, A.J. DeShazor	2018-22
9.	119, Nigel Lawrence	2015-18
10.	117, Nick Mobley	2018-20

Assisted Tackles

1.	186, Enrique Williams	2009-13
2.	132, Bull Barge	2015-18
3.	124, Nick Mobley	2018-20
4.	118, Jake Johnson	2010-12
5.	108, Nigel Lawrence	2015-18
6.	107, Roman Buchanan	2013-16
7.	103, Terrell Brigham	2010, '12-14
8.	98, Jeremy Reaves	2014-17
	98, Maleki Harris	2011-14
10.	95, A.J. DeShazor	2018-22

Tackles For Loss

1.	33.5, Alex Page	2009-13
2.	32.5, Romelle Jones	2009-13
3.	25.5, Jake Johnson	2010-12
4.	22.5, Pat Moore	2012-13
	22.5, Enrique Williams	2009-13
6.	22.0, Tyree Turner	2015-19
7.	21.5, Clifton Crews	2009-13
8.	20.5, Jeremy Reaves	2014-17
9.	20.0, Randy Allen	2015-16
10.	19.5, Jesse Kelley	2010-14
--	14.5, CJ Rias	2021-22
--	12.0, Wy'Kevious Thomas	2019-22
--	12.0, Trey Kiser	2021-22
--	10.5, Charles Coleman III	2019-22
--	9.5, Brock Higdon	2021-22
--	8.5, Jamie Sheriff	2020-22

Sacks

1.	17.5, Alex Page	2009-13
2.	12.0, Randy Allen	2015-16
	12.0, Romelle Jones	2009-13
4.	10.0, Pat Moore	2012-13
	10.0, Clifton Crews	2009-13
6.	9.5, Jesse Kelley	2010-14
7.	9.0, Tyree Turner	2015-19
	9.0, Theo Rich	2013-14
	9.0, Jake Johnson	2010-12
10.	8.0, Finessé Middleton	2016-17
	8.0, Charles Coleman III	2019-22
--	7.5, CJ Rias	2021-22
--	6.5, Wy'Kevious Thomas	2019-22
--	6.0, Jamie Sheriff	2020-22

Forced Fumbles

1.	9, Jeremy Reaves	2014-17
2.	6, Clifton Crews	2009-13
3.	5, Maleki Harris	2013-14
	5, Enrique Williams	2009-13
5.	4, Nigel Lawrence	2015-17
	4, Devon Earl	2013-16
7.	3, Shawn Jennings	2019-21
	3, Chris Henderson	2016-21
	3, Riley Cole	2016-20

INDIVIDUAL CAREER RECORDS

3,	Bull Barge	2015-17
3,	Randy Allen	2015-16
3,	Kalen Jackson	2015-16
3,	Blake Dees	2015
3,	Bryson James	2009-13
3,	Alex Page	2009-13
3,	Charles Harris	2011, '13
3,	B.J. Scott	2011-12
3,	Ken Barefield	2009-11
3,	Justin Dunn	2009-10

Fumble Recoveries

1.	7,	Maleki Harris	2011-14
2.	6,	Terrell Brigham	2010, '12-14
3.	5,	Devon Earl	2013-16
4.	4,	Romelle Jones	2009-13
4,	Enrique Williams	2009-13	
6.	3,	A.J. DeShazor Jr.	2018-21
3,	Devin Rockette	2017, '19-21	
3,	Clifton Crews	2009-13	
3,	Will Thompson	2010-12	
10.	2,	Wy'Kevious Thomas	2020-22
2,	Keith Gallmon Jr.	2018-21	
2,	Riley Cole	2016-20	
2,	DJ Daniels	2016-19	
2,	Tyree Turner	2015-19	
2,	Malcolm Buggs	2014, '16-18	
2,	Darian Mills	2015-18	
2,	Zach Befort	2016-17	
2,	Jeremy Reaves	2014-17	
2,	Randy Allen	2015-16	
2,	DeMarrion Buford-Hughes	2013-15	
2,	E.J. May	2012-15	
2,	Desmond LaVelle	2011, '13-14	
2,	Davin Hawkins	2010, '13-14	
2,	Rush Hendricks	2010-14	
2,	Charles Harris	2011, '13	
2,	Randon Carnathan	2009-13	
2,	Alex Page	2009-13	
2,	Montavious Williams	2009-13	
2,	Jake Johnson	2010-12	
2,	Ken Barefield	2009-11	

Fumble Return Touchdowns

1.	3,	Devon Earl	2013-16
2.	2,	Clifton Crews	2009-12
3.	1,	Gus Nave	2017-19
1,	Rocel McWilliams	2017, '19	
1,	Randon Carnathan	2009-13	
1,	Montavious Williams	2009-13	

Interceptions

1.	9,	Jalen Thompson	2015-16, '18-19
2.	8,	Jeremy Reaves	2014-17
3.	6,	Tyrell Pearson	2012-13
6,	Yam Banks	2020-22	
5.	5,	Devin Rockette	2017, '19-21
5,	Montell Garner	2013-14	
5,	Zach Brownell	2009	
5,	Darrell Luter Jr.	2020-22	
9.	4,	Travis Reed	2018-19
4,	Roman Buchanan	2013-16	
4,	Anton Graphenreed	2009-11	
4,	Jerron Mitchell	2009-10	

Interception Return Touchdowns

1.	2,	Jalen Thompson	2015-16, '18
2.	1,	Ke'Shun Brown	2021-22
1,	Yam Banks	2020-22	
1,	Davyn Flenord	2018-21	
1,	Devin Rockette	2017, '19-21	
1,	Montell Garner	2013-14	
1,	Qudarius Ford	2011, '13-14	
1,	Clifton Crews	2009-13	
1,	Bryson James	2009-13	
1,	Justin Dunn	2009-10	
1,	Jerron Mitchell	2009-10	
1,	Michael Wilson	2009-10	
1,	Zach Brownell	2009	

Passes Broken Up

1.	23,	Darian Mills	2015-18
2.	22,	Jalen Thompson	2015-16, '18-19
22,	Jeremy Reaves	2014-17	
4.	19,	Darrell Luter Jr.	2020-22
5.	16,	Keith Gallmon Jr.	2018-22
6.	14,	Roman Buchanan	2013-16
14,	Montell Garner	2013-14	
14,	Terrell Brigham	2010, '12-14	
14,	Maleki Harris	2011-14	
10.	13,	Devin Rockette	2017, '19-21
13,	Clifton Crews	2009-13	
13,	Yam Banks	2020-22	

Blocked Kicks

1.	3,	Clifton Crews	2009-13
2.	2,	Sean Brown	2016-19
2,	Jalen Thompson	2015-16, '18-19	
2,	Pat Moore	2012-13	
2,	Romelle Jones	2009-13	
2,	Alex Page	2009-13	
6.	1,	Ja'juan Townsend	2021-22
1,	Charles Coleman III	2018-22	

Punts

1.	218,	Jack Brooks	2019-22
2.	217,	Scott Garber	2009-13
3.	161,	Brandon McKee	2013-16
4.	158,	Corliss Waitman	2015-18
5.	32,	Aleem Sunanon	2013-15
6.	3,	Jordan Means	2010-11

Yards Punting

1.	9,232,	Jack Brooks	2019-22
2.	8,811,	Scott Garber	2009-13
3.	6,813,	Brandon McKee	2013-16
4.	6,740,	Corliss Waitman	2015-18
5.	1,342,	Aleem Sunanon	2013-15
6.	100,	Jordan Means	2010-11

Punting Average (minimum 50)

1.	42.66,	Corliss Waitman	2015-18
2.	42.35,	Jack Brooks	2019-22
3.	42.32,	Brandon McKee	2013-16
4.	40.60,	Scott Garber	2009-13

Punts of 50+ yards

1.	45,	Jack Brooks	2019-22
2.	43,	Brandon McKee	2014-16
3.	37,	Corliss Waitman	2015-18
4.	34,	Scott Graber	2009-13
5.	7,	Aleem Sunanon	2012-16

Punts Inside The 20

1.	66,	Scott Garber	2009-13
2.	61,	Jack Brooks	2019-22
3.	59,	Brandon McKee	2013-16
4.	50,	Corliss Waitman	2015-18
5.	6,	Aleem Sunanon	2013-15

Kick Returns

1.	93,	T.J. Glover	2010, '12-14
2.	64,	Tra Minter	2017-19
3.	51,	Xavier Johnson	2014-17
4.	29,	Kawaan Baker	2017-20
5.	16,	Jeremé Jones	2010-13
16,	Caullin Lacy	2020-22	
16,	Braylon McReynolds	2022	
8.	13,	Claude Garrett	2014-15
9.	11,	Terrance Timmons	2012-15
10.	9,	Devin Rockette	2017, '19-21

Kick Return Yards

1.	2,314,	T.J. Glover	2010, '12-14
2.	1,434,	Tra Minter	2017-19
3.	1,220,	Xavier Johnson	2014-17
4.	543,	Kawaan Baker	2017-20
5.	388,	Caullin Lacy	2020-22
6.	369,	Braylon McReynolds	2022
7.	321,	Jeremé Jones	2010-13
8.	279,	Claude Garrett	2014-15
9.	232,	B.J. Scott	2011-12
10.	208,	Terrance Timmons	2012-15

Kick Return Touchdowns

1.	2,	Xavier Johnson	2014-17
2.	1,	J.J. Keels	2011
1,	Ralph Turner	2009-10	

Punt Returns

1.	46,	T.J. Glover	2010, '12-14
2.	37,	Jeremé Jones	2010-14
3.	32,	Caullin Lacy	2020-22
4.	18,	Tra Minter	2017-19
5.	17,	Dami Ayoola	2015-16
6.	13,	Erling Riis	2009-10
7.	6,	Josh Magee	2015-16
8.	5,	Jalen Wayne	2017, '19-22
5,	Sam Harris	2015-18	
5,	Ralph Turner	2009-10	

Punt Return Yards

1.	444,	Jeremé Jones	2010-14
2.	379,	T.J. Glover	2010, '12-14
3.	245,	Caullin Lacy	2020-22
4.	157,	Erling Riis	2009-10
5.	132,	Tra Minter	2017-19
6.	71,	Dami Ayoola	2015-16
7.	38,	Jalen Wayne	2017, '19-22
8.	34,	Sam Harris	2015-18
34,	Ralph Turner	2009-10	
10.	30,	Jalen Thompson	2015-16, '18-19

Punt Return Touchdowns

1.	1,	Caullin Lacy	2020-22
1,	Tra Minter	2017-18	
1,	Jeremé Jones	2010-14	

TEAM SEASON RECORDS

Wins

- 10 in 2022
10 in 2010
- 7 in 2009
- 6 in 2016
6 in 2014
6 in 2013
6 in 2011
- 5 in 2021
5 in 2015
- 4 in 2020
4 in 2017

Scoring

- 413 in 2010
- 406 in 2022**
- 353 in 2013
- 330 in 2016
- 321 in 2009
- 300 in 2015
- 299 in 2021
- 293 in 2014
- 290 in 2018
- 244 in 2011

Average Points Scored

- 45.9 in 2009
- 41.3 in 2010
- 31.2 in 2022**
- 29.4 in 2013
- 25.4 in 2016
- 25.0 in 2015
- 24.9 in 2021
- 24.4 in 2011
- 24.2 in 2018
- 22.5 in 2014
- 19.9 in 2020

Fewest Points Scored

- 219 in 2020
- 221 in 2019
- 238 in 2017
- 240 in 2012
- 244 in 2011
- 290 in 2018
- 293 in 2014
- 299 in 2021
- 300 in 2015
- 321 in 2009

Lowest Average Points Scored

- 18.4 in 2019
- 18.5 in 2012
- 19.8 in 2017
- 19.9 in 2020
- 22.5 in 2014
- 24.2 in 2018
- 24.4 in 2011
- 24.9 in 2021
- 25.0 in 2015
- 25.4 in 2016

Total Touchdowns

- 52 in 2010
- 47 in 2022**
- 44 in 2009
- 43 in 2016
43 in 2013
- 38 in 2021
38 in 2018
- 36 in 2015
- 34 in 2014
- 30 in 2011

Rushing Touchdowns

- 29 in 2010
- 26 in 2009
- 25 in 2016
25 in 2013
- 21 in 2011
- 19 in 2022**
- 18 in 2015
- 17 in 2018
- 16 in 2014
- 15 in 2021
15 in 2019

Passing Touchdowns

- 28 in 2022**
- 22 in 2021
- 19 in 2018
- 18 in 2020
- 17 in 2014
17 in 2010
- 16 in 2013
16 in 2012
- 15 in 2017
15 in 2016
15 in 2015

Extra Points

- 47 in 2022**
- 46 in 2010
- 42 in 2016
- 40 in 2009
- 37 in 2013
- 33 in 2021
- 32 in 2015
- 31 in 2018
- 30 in 2014
- 26 in 2017

Field Goals

- 20 in 2012
- 19 in 2014
- 18 in 2013
18 in 2022
- 17 in 2010
- 16 in 2017
16 in 2015
- 13 in 2020
13 in 2011
- 12 in 2021

Rush Attempts

- 537 in 2014
- 510 in 2019
- 504 in 2022**
- 491 in 2018
- 489 in 2012
- 488 in 2013
- 481 in 2015
- 468 in 2016
- 439 in 2021
- 419 in 2020

Yards Rushing

- 2,327 in 2014
- 2,324 in 2010
- 2,073 in 2013
- 2,057 in 2019
- 2,019 in 2022**
- 1,928 in 2015
- 1,893 in 2016
- 1,868 in 2009
- 1,824 in 2018
- 1,606 in 2012

Rushing Yards Per Game

- 266.9 in 2009
- 232.4 in 2010
- 179.0 in 2014
- 172.8 in 2013
- 171.4 in 2019
- 160.7 in 2015
- 155.3 in 2022**
- 154.5 in 2011
- 152.0 in 2018
- 145.6 in 2016

Pass Attempts

- 449 in 2012
- 448 in 2022**
- 416 in 2016
- 412 in 2014
- 411 in 2017
- 407 in 2021
- 394 in 2013
- 352 in 2015
- 351 in 2020
- 319 in 2018

Completions

- 291 in 2022**
- 273 in 2021
- 244 in 2012
- 233 in 2016
- 231 in 2013
- 222 in 2017
- 219 in 2020
- 218 in 2014
- 200 in 2018
- 184 in 2015

Completion Percentage

- 67.1 in 2021
- 64.6 in 2022**
- 65.3 in 2018
- 64.3 in 2009
- 62.4 in 2020
- 62.0 in 2010
- 58.6 in 2013
- 56.0 in 2016
- 54.3 in 2012
- 54.0 in 2017

TEAM SEASON RECORDS

Yards Passing

1. **3,343 in 2022**
2. 3,169 in 2016
3. 3,072 in 2021
4. 3,033 in 2013
5. 2,845 in 2017
6. 2,728 in 2012
7. 2,719 in 2020
8. 2,561 in 2014
9. 2,439 in 2018
10. 2,394 in 2015

Passing Yards Per Game

1. **268.2 in 2022**
2. 256.0 in 2021
3. 252.8 in 2013
4. 247.2 in 2020
5. 243.8 in 2016
6. 237.1 in 2017
7. 209.8 in 2012
8. 207.3 in 2010
9. 203.2 in 2018
10. 199.5 in 2015

Passes Had Intercepted

1. 18 in 2011
2. 17 in 2014
3. 16 in 2015
4. 16 in 2012
5. 14 in 2017
6. 14 in 2016
7. **12 in 2022**
8. 11 in 2021
9. 11 in 2019
10. 10 in 2018

Total Offense Yards

1. **5,506 in 2022**
2. 5,106 in 2013
3. 5,062 in 2016
4. 4,888 in 2014
5. 4,409 in 2021
6. 4,397 in 2010
7. 4,334 in 2012
8. 4,322 in 2015
9. 4,263 in 2018
10. 4,012 in 2017

Total Offense Yards Per Game

1. 439.7 in 2010
2. 439.0 in 2009
3. 425.5 in 2013
4. **423.5 in 2022**
5. 389.4 in 2016
6. 376.0 in 2014
7. 367.4 in 2021
8. 360.2 in 2015
9. 358.5 in 2020
10. 355.2 in 2018
11. 334.3 in 2017

All-Purpose Yards

1. **6,253 in 2022**
2. 6,037 in 2013
3. 5,896 in 2016
4. 5,881 in 2014
5. 5,662 in 2010
6. 5,460 in 2012
7. 5,417 in 2015
8. 5,319 in 2018
9. 4,948 in 2021
10. 4,753 in 2019

First Downs

1. **292 in 2022**
2. 272 in 2014
3. 265 in 2013
4. 252 in 2012
5. 251 in 2016
6. 227 in 2021
7. 218 in 2020
8. 217 in 2015
9. 216 in 2019
10. 214 in 2010

Fewest First Downs

1. 145 in 2009
2. 182 in 2011
3. 213 in 2018
4. 213 in 2017
5. 214 in 2010
6. 216 in 2019
7. 217 in 2015
8. 218 in 2020
9. 227 in 2021
10. 251 in 2016

Fewest Rushing Yards Allowed

1. 425 in 2009
2. 182 in 2010
3. **1,206 in 2022**
4. 1,427 in 2011
5. 1,755 in 2021
6. 1,822 in 2017
7. 1,916 in 2013
8. 1,919 in 2020
9. 2,138 in 2012
10. 2,306 in 2019

Lowest Average Rushing Yards Allowed

1. 60.7 in 2009
2. 81.2 in 2010
3. **92.8 in 2022**
4. 142.7 in 2011
5. 146.2 in 2021
6. 151.8 in 2017
7. 159.7 in 2013
8. 164.5 in 2012
9. 174.5 in 2020
10. 186.1 in 2014

Most Rushing Yards Allowed

1. 2,798 in 2016
2. 2,652 in 2015
3. 2,436 in 2018
4. 2,419 in 2014
5. 2,306 in 2019
6. 2,138 in 2012
7. 1,919 in 2020
8. 1,916 in 2013
9. 1,822 in 2017
10. 1,755 in 2021

Highest Average Rushing Yards Allowed

1. 221.0 in 2015
2. 215.2 in 2016
3. 203.0 in 2018
4. 192.2 in 2019
5. 186.1 in 2014
6. 174.5 in 2020
7. 164.5 in 2012
8. 159.7 in 2013
9. 151.8 in 2017
10. 146.2 in 2021

Fewest Passing Yards Allowed

1. 1,212 in 2009
2. 1,670 in 2011
3. 1,734 in 2010
4. 2,270 in 2016
5. 2,340 in 2015
6. 2,501 in 2021
7. 2,599 in 2019
8. 2,695 in 2013
9. 2,767 in 2014
10. 2,695 in 2013

Lowest Average Passing Yards Allowed

1. 167.0 in 2011
2. 173.1 in 2009
3. 173.4 in 2010
4. 174.6 in 2016
5. 195.0 in 2015
6. 208.4 in 2021
7. 212.8 in 2014
8. 216.6 in 2019
9. 218.5 in 2012
10. 216.6 in 2019

Most Passing Yards Allowed

1. 3,191 in 2017
2. **3,102 in 2022**
3. 2,948 in 2018
4. 2,881 in 2020
5. 2,840 in 2012
6. 2,767 in 2014
7. 2,695 in 2013
8. 2,599 in 2019
9. 2,501 in 2021
10. 2,340 in 2015
10. 2,270 in 2016

TEAM SEASON RECORDS

Highest Average Passing Yards Allowed

1. 265.9 in 2017
2. 261.9 in 2020
3. 245.7 in 2018
4. 224.6 in 2013
5. **238.6.0 in 2022**
6. 218.5 in 2012
7. 216.6 in 2019
8. 212.8 in 2014
9. 208.4 in 2021
10. 195.0 in 2015

Fewest Total Offense Yards Allowed

1. 1,637 in 2009
2. 2,546 in 2010
3. 3,097 in 2011
4. 4,256 in 2021
5. **4,308 in 2022**
6. 4,611 in 2013
7. 4,800 in 2020
8. 4,905 in 2019
9. 4,978 in 2012
10. 4,992 in 2015

Lowest Average Total Offense Yards Allowed

1. 233.9 in 2009
2. 254.6 in 2010
3. 309.7 in 2011
4. **331.4 in 2022**
5. 354.7 in 2021
6. 382.9 in 2012
7. 384.2 in 2013
8. 389.8 in 2016
9. 398.9 in 2014
10. 408.8 in 2019

Most Total Offense Yards Allowed

1. 5,384 in 2018
2. 5,186 in 2014
3. 5,068 in 2016
4. 5,013 in 2017
5. 4,992 in 2015
6. 4,978 in 2012
7. 4,905 in 2019
8. 4,800 in 2020
9. 4,611 in 2013
10. **4,308 in 2022**

Highest Average Total Offense Yards Allowed

1. 448.7 in 2018
2. 436.4 in 2020
3. 417.8 in 2017
4. 416.0 in 2015
5. 408.8 in 2019
6. 398.9 in 2014
7. 389.8 in 2016
8. 384.2 in 2013
9. 382.9 in 2012
10. 354.7 in 2021

Fewest Points Allowed

1. 41 in 2009
2. 130 in 2010
3. 217 in 2011
4. **271 in 2022**
5. 300 in 2020
6. 302 in 2013
7. 317 in 2021
8. 318 in 2017
9. 343 in 2014
10. 351 in 2016

Lowest Average Points Allowed

1. 5.9 in 2009
2. 13.0 in 2010
3. **20.8 in 2022**
4. 21.7 in 2011
5. 25.2 in 2013
6. 26.4 in 2014
7. 26.4 in 2021
8. 26.5 in 2017
9. 27.0 in 2016
10. 27.3 in 2020

Most Points Allowed

1. 465 in 2018
2. 447 in 2015
3. 383 in 2012
4. 368 in 2019
5. 351 in 2016
6. 343 in 2014
7. 318 in 2017
8. 317 in 2021
9. 302 in 2013
10. 300 in 2020

Highest Average Points Allowed

1. 38.8 in 2018
2. 37.2 in 2015
3. 30.7 in 2019
4. 29.5 in 2012
5. 27.0 in 2016
6. 27.3 in 2020
7. 26.5 in 2017
8. 26.4 in 2021
9. 26.4 in 2014
10. 25.2 in 2013

Tackles For Loss

1. 91 in 2016
2. 86 in 2013
3. 85 in 2012
4. **83 in 2022**
5. 72 in 2019
6. 68 in 2021
- 68 in 2014
8. 67.5 in 2010
9. 63 in 2018
10. 62 in 2015

Sacks

1. 38 in 2013
2. 32 in 2021
3. **28 in 2022**
4. 27 in 2014
5. 26 in 2016
6. 25 in 2009
7. 24 in 2012
8. 23 in 2010
9. 21 in 2018
10. 21 in 2017

Fumble Recoveries

1. 15 in 2014
- 15 in 2011
3. 12 in 2017
4. 10 in 2021
- 10 in 2016
- 10 in 2015
- 10 in 2012
- 10 in 2010
9. 9 in 2009
10. **7 in 2022**; 7 in 2020; 7 in 2019; 7 in 2013

Interceptions

1. 15 in 2021
- 15 in 2010
3. 14 in 2009
4. **13 in 2022**
5. 12 in 2018
6. 11 in 2013
- 11 in 2012
8. 10 in 2016
- 10 in 2015
10. 9 in 2019

Interception Return Yards

1. 269 in 2010
2. 232 in 2009
3. 206 in 2013
4. 173 in 2021
5. 152 in 2012
6. 134 in 2020
7. 115 in 2018
8. **114 in 2022**
9. 111 in 2014
10. 89 in 2016

Total Takeaways

1. 25 in 2021
- 25 in 2010
3. 23 in 2011
- 23 in 2009
5. 21 in 2014
- 21 in 2012
7. 20 in 2017
- 20 in 2016
- 20 in 2015
- 20 in 2022**

TEAM SEASON RECORDS

Passes Broken Up

- 51 in 2014
- 48 in 2017
- 46 in 2013
- 40 in 2022**
- 39 in 2010
- 37 in 2020
- 35 in 2016
35 in 2012
- 32 in 2019
- 30 in 2018

Blocked Kicks

- 5 in 2012
- 4 in 2011
4 in 2010
- 3 in 2015
- 2 in 2019
2 in 2018
2 in 2016
2 in 2013
2 in 2009
- 2 in 2022**

Kick Return Yards

- 967 in 2015
- 837 in 2018
- 833 in 2012
- 797 in 2014
- 765 in 2011
- 712 in 2019
- 674 in 2016
- 621 in 2013
- 612 in 2017
612 in 2010

Kick Return Average

- 29.53 in 2009
- 24.18 in 2015
- 23.91 in 2011
- 23.00 in 2013
- 22.67 in 2010
- 22.42 in 2022**
- 22.14 in 2014
- 22.03 in 2018
- 20.83 in 2012
- 19.82 in 2016
- 19.78 in 2019

Punt Returns

- 24 in 2010
24 in 2022
- 21 in 2011
21 in 2009
- 17 in 2016
17 in 2013
- 16 in 2012
- 14 in 2015
- 12 in 2021
12 in 2019
12 in 2014

Punt Return Yards

- 384 in 2010
- 225 in 2022**
- 185 in 2011
- 184 in 2009
- 141 in 2012
- 104 in 2018
104 in 2013
- 86 in 2015
- 85 in 2014
- 71 in 2016

Punt Return Average

- 16.00 in 2010
- 14.86 in 2018
- 9.38 in 2022**
- 8.812 in 2012
- 8.809 in 2011
- 8.76 in 2009
- 7.08 in 2014
- 6.14 in 2015
- 6.12 in 2013
- 5.13 in 2020

Penalties

- 107 in 2018
- 101 in 2022**
- 99 in 2016
- 96 in 2012
- 81 in 2015
81 in 2014
- 73 in 2017
- 69 in 2019
69 in 2010
- 65 in 2011

Penalty Yards

- 1,002 in 2018
- 920 in 2022**
- 877 in 2012
- 862 in 2016
- 717 in 2014
- 693 in 2015
- 679 in 2017
- 615 in 2010
- 549 in 2013
- 540 in 2019

Average Attendance – Home Games

- 18,765 in 2010
- 18,442 in 2011
- 18,031 in 2009
- 17,445 in 2014
- 17,345 in 2017
- 16,793 in 2012
- 16,646 in 2022**
- 16,322 in 2019
- 16,250 in 2016

INDIVIDUAL GAME RECORDS (MISCELLANEOUS)

Most Consecutive Games Scoring A Touchdown

- 10, Brandon Ross, 9/5/09-9/25/10
- 7, Gerald Everett, 9/19-11/2/15
- 6, Ross Metheny, 9/7-10/26/13
- 6, Kendall Houston, 10/23/10-9/10/11
- 5, Demetre Baker, 9/10-10/15/11
- 5, La'Damian Webb, 9/3-9/17/22**
- 4, Jalen Tolbert, 10/9-30/21
- 3, Lincoln Sefcik, 10/9-23/21
- 3, Tyreis Thomas, 10/29-11/19/16
- 3, Xavier Johnson, 9/24-10/20/16
- 3, Terrance Timmons, 11/28/14-9/5/15
- 3, Shavarez Smith, 10/4-24/14
- 3, Brandon Bridge, 9/27-10/18/14
- 3, Shavarez Smith, 11/16-30/13
- 3, Anthony Mostella, 10/17-11/7/09

Most Consecutive Extra-Points Made

- 60, Gavin Patterson, 9/3/16-10/21/17
- 44, Aleem Sunanon, 11/8/14-12/5/15
- 40, Diego Guajardo, 9/10/22-12/21/22**
- 31, Diego Guajardo, 9/12/20-9/18/21
- 30, Diego Guajardo, 10/9/21-9/10/22
- 24, Michel Chapuseaux, 9/1-12/1/12
- 22, Gavin Patterson, 9/29-11/23/18
- 20, Lawson McGlon, 9/25/10-11/19/11
- 19, Jordan Means, 9/18-10/9/10
- 16, Michel Chapuseaux, 9/5-10/17/09
- 16, Michel Chapuseaux, 10/31/09-9/4/10

Most Consecutive Field Goals Made

- 12, Aleem Sunanon, 11/8/14-9/19/15
- 12, Aleem Sunanon, 10/19-12/7/13
- 10, Diego Guajardo, 11/26/21-10/20/22**
- 8, Diego Guajardo, 10/17-11/14/20
- 8, Michel Chapuseaux, 10/13-11/3/12
- 7, Jordan Means, 9/17-10/22/11
- 6, Gavin Patterson, 10/26/17-9/15/18
- 6, Gavin Patterson, 9/30-10/21/17
- 6, Aleem Sunanon, 11/7-12/5/15
- 6, Jordan Means, 9/18/10-9/17/11
- 6, Lawson McGlon, 10/30-11/6/10

Most Consecutive 100-Yard Games Rushing

- 3, Jay Jones, 11/30/13-9/6/14
- 3, Kendall Houston, 10/30/10-11/11/10

Most Consecutive Games With A Rushing Touchdown

- 10, Brandon Ross, 9/5/09-9/25/10
- 6, Ross Metheny, 9/7-10/26/13
- 6, Kendall Houston, 10/23/10-9/10/11
- 5, Demetre Baker, 9/10-10/15/11
- 3, La'Damian Webb, 9/3-9/17/22**

Most Consecutive Pass Attempts Without An Interception

- 128, Brandon Bridge, 9/27-11/28/14
- 118, Desmond Trotter, 9/3-11/14/20
- 107, Jake Bentley, 9/11-10/2/21
- 99, Desmond Trotter, 11/14-12/5/20
- 96, Ross Metheny, 9/29-10/27/12
- 93, C.J. Bennett, 9/4-11/6/10
- 92, Evan Orth, 9/8-9/29/18
- 91, Cole Garvin, 10/1/16-9/30/17
- 88, Cole Garvin, 11/4-11/18/17
- 86, Dallas Davis, 11/28/15-9/10/16

Most Consecutive 100-Yard Games Receiving

- 3, Jalen Tolbert, 11/13-26/21
- 2, Jalen Tolbert, 10/14-23/21
- 2, Jalen Tolbert, 11/29/19-9/3/20
- 2, Jamarius Way, 9/15-22/18
- 2, Jamarius Way, 10/26-11/4/17
- 2, Josh Magee, 12/3-30/16
- 2, Gerald Everett, 10/1-15/16

Most Consecutive Games With A Reception

- 44, Jeremé Jones, 10/16/10-10/4/14
- 36, Jalen Tolbert, 8/31/19-11/26/21
- 28, Jalen Wayne, 11/21/20-12/21/22**
- 25, Shavarez Smith, 8/29/13-12/20/14
- 25, Caullin Lacy, 12/5/20- (current)**
- 24, Gerald Everett, 9/5/15-12/3/16
- 23, Kawaan Baker, 8/31/19-11/28/20
- 18, Jordan McCray, 10/21/17-11/23/18
- 18, Jamarius Way, 10/21/17-11/23/18
- 17, Courtney Smith, 9/5/09-11/11/10

Most Consecutive Games With A Receiving Touchdown

- 4, Jalen Tolbert, 10/9-30/21
- 4, Gerald Everett, 9/19-10/13/15
- 3, Caullin Lacy, 11/12-26/22**
- 3, Lincoln Sefcik, 10/9-23/21
- 3, Shavarez Smith, 10/4-24/14
- 3, Shavarez Smith, 11/16-30/13
- 2, Jalen Wayne, 11/19-26/22**
- 2, Devin Voisin, 11/12-19/22**
- 2, Jalen Wayne, 10/29-11/5/22**
- 2, Caullin Lacy, 9/17-24/22**
- 2, Jalen Wayne, 9/3-10/22**
- 2, Lincoln Sefcik, 11/20-11/26/21
- 2, Jalen Tolbert, 11/20-26/21
- 2, Jalen Wayne, 10/14-23/21
- 2, Kawaan Baker, 10/17-24/20
- 2, Jalen Tolbert, 9/24-10/17/20
- 2, Jalen Tolbert, 11/29/19-9/3/20
- 2, Jamarius Way, 11/17-23/18
- 2, Jamarius Way, 10/23-11/3/18
- 2, Jordan McCray, 10/13-23/18
- 2, Jamarius Way, 9/15-22/18
- 2, Kawaan Baker, 9/1-8/18
- 2, Josh Magee, 12/3-30/16
- 2, Gerald Everett, 11/7-12/15
- 2, Josh Magee, 9/12-19/15
- 2, Danny Woodson II, 10/4-18/14
- 2, Danny Woodson II, 10/19-26/13

Games With 100-yard rusher and 100-yard receiver (7)

- Tra Minter (106) and Jalen Tolbert (144) vs. Arkansas State, 11/29/19
- Tra Minter (203) and Jamarius Way (141) vs. Coastal Carolina, 11/23/18
- Xavier Johnson (154) and Josh Magee (135) vs. New Mexico State, 12/9/16
- Xavier Johnson (142) and Gerald Everett (164) at San Diego State, 9/19/15
- Jay Jones (102) and Shavarez Smith (194) at Georgia State, 11/30/13
- Kendall Houston (104) and Courtney Smith (141) vs. Arkansas-Monticello, 11/11/10
- Brandon Ross (139) and Courtney Smith (104) vs. Hargrave (Va.) Academy, 9/5/09

Games With 2 100-yard rushers (3)

- Tra Minter (137) and Carlos Davis (122) vs. Louisiana, 11/16/19
- Kendall Houston (178) and Xavier Johnson (107) vs. Troy, 10/24/14
- Kendall Houston (116) and Brandon Ross (115) vs. Nicholls, 9/18/10

Games With 2 100-yard passers (5)

- Desmond Trotter (242) and Tanner McGee (146) at Arkansas State, 11/28/20
- Ross Metheny (236) and Brandon Bridge (235) at Troy, 10/5/13
- Brennan Sim (116) and C.J. Bennett (105) at UC Davis, 10/23/10
- Myles Gibbon (139) and C.J. Bennett (105) vs. Kentucky Wesleyan, 10/2/10
- Brennan Sim (130) and Myles Gibbon (124) vs. Fork Union (Va.) Academy, 10/31/09

Games With 2 100-yard receivers (3)

- Jalen Tolbert (191) and Jalen Wayne (111) vs. Coastal Carolina, 11/26/21
- Jalen Tolbert (174) and Jalen Wayne (117) vs. Georgia Southern, 10/14/21
- Jalen Tolbert (169) and Jalen Wayne (101) at Southern Mississippi, 9/3/20

Games With 3 100-yard receivers (1)

- Devin Voisin (141), Caullin Lacy (133) and Jalen Wayne (127) vs. ULM, 10/15/22

MISCELLANEOUS TEAM RECORDS

Longest Winning Streak

- 19 from 9/5/09-9/10/11
- 5 from 10/29-11/26/22**
4 from 9/27-10/24/14
4 from 11/23/13-9/6/14
- 3 from 9/4-18/21
3 from 9/24-10/15/22
- 2 from 9/3-10/22
2 from 10/17-24/20
2 from 11/29/19-9/3/20
2 from 10/11-21/17
2 from 9/24-10/1/16
2 from 11/7-12/15
2 from 10/29-11/3/11
2 from 10/8-15/11

Longest Winning Streak – Four-Year Schools

- 13 from 11/12/09-9/10/11
- 5 from 10/29-11/26/22**
4 from 9/27-10/24/14
4 from 11/23/13-9/6/14
- 3 from 9/4-18/21
3 from 9/24-10/15/22
- 2 from 9/3-10/22
2 from 9/3-10/22
2 from 10/17-24/20
2 from 11/29/19-9/3/20
2 from 10/11-21/17
2 from 9/24-10/1/16
2 from 11/7-12/15
2 from 10/29-11/3/11
2 from 10/8-15/11

Longest Winning Streak – Division I

- 5 from 10/29-11/26/22**
5 from 9/18/10-9/10/11
- 4 from 9/27-10/24/14
4 from 11/23/13-9/6/14
- 3 from 9/4-18/21
3 from 9/24-10/15/22
- 2 from 9/3-10/22
2 from 10/17-24/20
2 from 11/29/19-9/3/20
2 from 10/11-21/17
2 from 9/24-10/1/16
2 from 11/7-12/15
2 from 10/8-15/11

Longest Home Winning Streak

- 19 from 9/5/09-11/3/11
- 3 from 10/29-12/3/16
3 from 10/18-11/15/14
3 from 9/3-10/15/22
- 2 from 11/12-26/22 (current)**
2 from 10/14-30/21
2 from 9/4-18/21
2 from 10/17-24/20
2 from 11/23/18-9/7/19
2 from 9/15-10/13/18
2 from 9/24-10/1/16
2 from 11/7-12/15
2 from 11/23-12/7/13
2 from 9/14-10/19/13

Longest Home Winning Streak – Four-Year

- 13 from 11/12/09-11/3/11
- 3 from 10/29-12/3/16
3 from 10/18-11/15/14
3 from 9/3-10/15/22
- 2 from 10/14-30/21
2 from 9/4-18/21
2 from 10/17-24/20

- 2 from 11/23/18-9/7/19
- 2 from 9/15-10/13/18
- 2 from 9/24-10/1/16
2 from 11/7-12/15
2 from 11/23-12/7/13
2 from 9/14-10/19/13

Longest Home Winning Streak – Division I

- 4 from 9/18/10-10/15/11
- 3 from 10/29-12/3/16
3 from 10/18-11/15/14
3 from 9/3-10/15/22
- 2 from 11/12-26/22 (current)**
2 from 10/14-30/21
2 from 9/4-18/21
2 from 10/17-24/20
2 from 11/23/18-9/7/19
2 from 9/15-10/13/18
2 from 9/24-10/1/16
2 from 11/7-12/15
2 from 11/23-12/7/13
2 from 9/14-10/19/13

Longest Road Winning Streak

- 5 from 10/1-11/26/22 (current)**
- 4 from 11/30/13-10/4/14
- 2 from 11/28/20-9/11/21
2 from 9/19-10/3/15
2 from 10/16-23/10

Longest Conference Winning Streak

- 5 from 10/29-11/26/22 (current)**
- 4 from 9/27-10/24/14
- 3 from 11/29/19-10/24/20
3 from 11/23-12/7/13
- 2 from 10/11-21/17
2 from 11/7-12/15
2 from 10/1-15/22

Longest Home Conference Winning Streak

- 3 from 11/29/19-10/24/20
3 from 10/18-11/15/14
- 2 from 11/12-26/22 (current)**
2 from 10/14-30/21
2 from 11/7-12/15
2 from 11/23-12/7/13

Longest Road Conference Winning Streak

- 4 from 10/1-11/19/22 (current)**
- 3 from 11/30/13-10/4/14

Longest Losing Streak

- 9 from 9/14-11/23/19
- 7 from 10/27/12-8/29/13
- 4 from 11/6-26/21
4 from 10/29-11/21/20
4 from 10/23-11/17/18
4 from 11/18/17-9/8/18
4 from 9/15-10/13/12
- 3 from 9/22-10/6/18
3 from 12/30/16-9/8/17
3 from 11/21-12/5/15
3 from 11/22-12/20/14
3 from 10/26-11/16/13

Longest Conference Losing Streak

- 7 from 9/28-11/23/19
7 from 11/21/15-10/20/16
- 6 from 9/29-11/17/18
- 5 from 10/27/11-24/12
- 4 from 10/29-11/21/20
- 3 from 11/6-26/21
3 from 10/5-11/2/13

Consecutive Games Scoring

- 100 from 9/5/09-11/11/17
- 35 from 12/2/17-11/28/20
- 25 from 9/4/21-12/21/22 (current)**

Consecutive Games Scoring – Four-Year

- 94 from 11/12/09-11/11/17
- 35 from 12/2/17-11/28/20
- 25 from 9/4/21-12/21/22 (current)**

Consecutive Games Scoring – Division I

- 85 from 9/18/10-11/11/17
- 35 from 12/2/17-11/28/20
- 25 from 9/4/21-12/21/22 (current)**

Consecutive Shutouts For

- 2 from 11/12/09-9/4/10

Largest Margin Of Victory

- 64, vs. Edward Waters (Fla.), 9/25/10
- 58, vs. Fork Union (Va.) Academy, 10/31/09
- 56, vs. Pikeville (Ky.), 9/4/10
56, vs. Army Prep, 9/26/09
- 52, vs. Milford (N.Y.) Academy, 11/7/09
- 49, vs. Kentucky Wesleyan, 10/2/10
- 45, vs. Alabama A&M, 9/16/17
- 41, vs. Nicholls, 9/3/22**
- 39, vs. Missouri S&T, 10/9/10
- 38, vs. Alabama State, 10/13/18

Largest Margin Of Victory – Four-Year

- 64, vs. Edward Waters (Fla.), 9/25/10
- 56, vs. Pikeville (Ky.), 9/4/10
- 49, vs. Kentucky Wesleyan, 10/2/10
- 45, vs. Alabama A&M, 9/16/17
- 41, vs. Nicholls, 9/3/22**
- 39, vs. Missouri S&T, 10/9/10
- 38, vs. Alabama State, 10/13/18
- 35, vs. Huntingdon (Ala.), 11/12/09
- 32, vs. Mississippi Valley State, 11/3/11
- 27, vs. Georgia Southern, 10/14/21

Largest Margin Of Victory – Division I

- 45, vs. Alabama A&M, 9/16/17
- 41, vs. Nicholls, 9/3/22**
- 38, vs. Alabama State, 10/13/18
- 32, vs. Mississippi Valley State, 11/3/11
- 27, vs. Georgia Southern, 10/14/21
- 26, at Appalachian State, 10/4/14
26, at Lamar, 10/16/10
- 24, vs. Louisiana Tech, 9/24/22**
24, vs. Southern Mississippi, 9/4/21
24, vs. ULM, 10/24/20
24, vs. Presbyterian, 11/19/16
24, at Idaho, 9/27/14

MISCELLANEOUS TEAM RECORDS

Largest Margin Of Defeat

- 52, at Georgia Southern, 11/18/17
- 50 vs. North Carolina State, 9/26/15
- 46, at Tennessee, 11/20/21
- 45, at Appalachian State, 9/29/18
- 42, at Oklahoma State, 9/8/18
- 39, at Nebraska, 9/12/15
- 38, at Georgia Southern, 11/28/15
- 37 vs. Oklahoma State, 9/8/17
- 36 vs. Memphis, 9/14/19
- 35, at Georgia Southern, 10/6/18
- 35, at Arkansas State, 11/8/14

Most Points – Both Teams

- 97, vs. Idaho, 11/7/15
- 87, at Memphis, 9/22/18
- 86, at Louisiana, 11/17/18
- 82, vs. Navy, 11/28/14
- 82, at Louisiana, 11/24/12
- 81, vs. Nicholls, 9/24/16
- 80, vs. Arkansas State, 10/13/15
- 80, at Tulane, 9/7/13
- 77, at ULM, 11/5/16
- 76, vs. Milford (N.Y.) Academy, 11/7/09

Fewest Points – Both Teams

- 12, vs. Nicholls, 9/8/12
- 16, vs. Troy, 10/20/22**
- 24, at Arkansas State, 10/15/16
- 26, at Lamar, 10/16/10
- 28, at Troy, 10/11/17
- 28, at Louisiana, 11/1/14
- 29, vs. Troy, 12/5/20
- 29, at Coastal Carolina, 11/7/20
- 30, at Hawai'i, 12/1/12
- 30, vs. West Alabama, 9/1/11

Most Points – Both Teams, Four-Year

- 97, vs. Idaho, 11/7/15
- 87, at Memphis, 9/22/18
- 86, at Louisiana, 11/17/18
- 82, vs. Navy, 11/28/14
- 82, at Louisiana, 11/24/12
- 81, vs. Nicholls, 9/24/16
- 80, vs. Arkansas State, 10/13/15
- 80, at Tulane, 9/7/13
- 77, at ULM, 11/5/16
- 75, vs. ULM, 10/15/22**

Fewest Points – Both Teams, Four-Year

- 12, vs. Nicholls, 9/8/12
- 16, vs. Troy, 10/20/22**
- 24, at Arkansas State, 10/15/16
- 26, at Lamar, 10/16/10
- 28, at Troy, 10/11/17
- 28, at Louisiana, 11/1/14
- 29, vs. Troy, 12/5/20
- 29, at Coastal Carolina, 11/7/20
- 30, at Hawai'i, 12/1/12
- 30, vs. West Alabama, 9/1/11

Most Points – Both Teams, Division I

- 97, vs. Idaho, 11/7/15
- 87, at Memphis, 9/22/18
- 86, at Louisiana, 11/17/18
- 82, vs. Navy, 11/28/14
- 82, at Louisiana, 11/24/12
- 81, vs. Nicholls, 9/24/16
- 80, vs. Arkansas State, 10/13/15
- 80, at Tulane, 9/7/13
- 77, at ULM, 11/5/16
- 75, vs. ULM, 10/15/22**

Fewest Points – Both Teams, Division I

- 12, vs. Nicholls, 9/8/12
- 16, vs. Troy, 10/20/22**
- 24, at Arkansas State, 10/15/16
- 26, at Lamar, 10/16/10
- 28, at Troy, 10/11/17
- 28, at Louisiana, 11/1/14
- 29, vs. Troy, 12/5/20
- 29, at Coastal Carolina, 11/7/20
- 30, at Hawai'i, 12/1/12
- 32, vs. Middle Tennessee, 11/17/12

Biggest Deficit Overcome In A Win

- 24, vs. Idaho, 11/7/15
- 17, at Mississippi State, 9/3/16
- 15, vs. Texas State, 9/15/18
- 14, at Georgia Southern, 11/5/22**
- 14, at San Diego State, 9/19/15
- 14, vs. Florida Atlantic, 10/20/12
- 11, vs. Western Kentucky, 9/14/13
- 10, at Arkansas State, 11/28/20
- 10, vs. Texas State, 11/15/14
- 9, vs. Nicholls, 9/24/16

Most Penalties

- 16, at Texas State, 10/24/15
- 15, vs. Texas State, 9/15/18
- 15, vs. Troy, 9/29/12
- 14, vs. Louisiana Tech, 9/24/22**
- 13, at Georgia Southern, 11/5/22**
- 13, at Texas State, 10/9/21
- 13, vs. Troy, 10/20/16
- 13, at Arkansas State, 10/13/12
- 13, vs. Kentucky Wesleyan, 10/2/10
- 12, vs. Coastal Carolina, 11/23/18
- 12, vs. Idaho, 9/23/17
- 12, at ULM, 11/5/16

Most Penalty Yards

- 143, vs. Texas State, 9/15/18
- 142, vs. Troy, 9/29/12
- 131, vs. Louisiana Tech, 9/24/22**
- 130, vs. Kentucky Wesleyan, 10/2/10
- 127, at Texas State, 10/24/15
- 125, at Texas State, 10/9/21
- 124, at Appalachian State, 10/4/14
- 121, vs. Texas State, 11/12/22**
- 118, at Georgia Southern, 11/5/22**
- 117, at Idaho, 11/26/16

Most Penalties – Four-Year Schools

- 16, at Texas State, 10/24/15
- 15, vs. Texas State, 9/15/18
- 15, vs. Troy, 9/29/12
- 14, vs. Louisiana Tech, 9/24/22**
- 13, at Georgia Southern, 11/5/22**
- 13, at Texas State, 10/9/21
- 13, vs. Troy, 10/20/16
- 13, at Arkansas State, 10/13/12
- 13, vs. Kentucky Wesleyan, 10/2/10
- 12, vs. Coastal Carolina, 11/23/18
- 12, vs. Idaho, 9/23/17
- 12, at ULM, 11/5/16

Most Penalty Yards – Four-Year Schools

- 143, vs. Texas State, 9/15/18
- 142, vs. Troy, 9/29/12
- 131, vs. Louisiana Tech, 9/24/22**
- 130, vs. Kentucky Wesleyan, 10/2/10
- 127, at Texas State, 10/24/15
- 125, at Texas State, 10/9/21
- 124, at Appalachian State, 10/4/14
- 121, vs. Texas State, 11/12/22**
- 118, at Georgia Southern, 11/5/22**
- 117, at Idaho, 11/26/16

Most Penalties – Division I Schools

- 16, at Texas State, 10/24/15
- 15, vs. Texas State, 9/15/18
- 15, vs. Troy, 9/29/12
- 14, vs. Louisiana Tech, 9/24/22**
- 13, at Georgia Southern, 11/5/22**
- 13, at Texas State, 10/9/21
- 13, vs. Troy, 10/20/16
- 13, at Arkansas State, 10/13/12
- 12, vs. Coastal Carolina, 11/23/18
- 12, vs. Idaho, 9/23/17
- 12, at ULM, 11/5/16

Most Penalty Yards – Division I Schools

- 143, vs. Texas State, 9/15/18
- 142, vs. Troy, 9/29/12
- 131, vs. Louisiana Tech, 9/24/22**
- 127, at Texas State, 10/24/15
- 125, at Texas State, 10/9/21
- 124, at Appalachian State, 10/4/14
- 121, vs. Texas State, 11/12/22**
- 118, at Georgia Southern, 11/5/22**
- 117, at Idaho, 11/26/16
- 109, vs. Idaho, 9/23/17

Longest Game – Time

- 4:06, vs. Texas State, 9/15/18
- 3:59, vs. Nicholls, 9/24/16
- 3:54, at Idaho, 11/26/16
- 3:50, vs. Troy, 10/20/16
- 3:46, vs. Bowling Green, 12/20/14
- 3:45, vs. Western Kentucky, 12/21/22**
- 3:45, vs. Idaho, 9/23/17
- 3:42, vs. ULM, 10/15/22**
- 3:40, at Oklahoma State, 9/8/18
- 3:40, at ULM, 11/5/16

Longest Game – Time (Regulation)

- 4:06, vs. Texas State, 9/15/18
- 3:54, at Idaho, 11/26/16
- 3:50, vs. Troy, 10/20/16
- 3:46, vs. Bowling Green, 12/20/14
- 3:45, vs. Western Kentucky, 12/21/22**
- 3:42, vs. ULM, 10/15/22**
- 3:40, at Oklahoma State, 9/8/18
- 3:39, at Georgia Southern, 11/5/22**
- 3:39, at Arkansas State, 11/28/20
- 3:39, at Southern Mississippi, 9/3/20
- 3:39, vs. Troy, 10/24/14
- 3:39, at Troy, 10/5/13

MISCELLANEOUS TEAM RECORDS

Longest Game – Time (Overtime)

1. 3:59, vs. Nicholls, 9/24/16
2. 3:45, vs. Idaho, 9/23/17
3. 3:40, at ULM, 11/5/16
4. 3:32, at San Diego State, 9/19/15
5. 3:30, vs. Florida Atlantic, 10/20/12
6. 3:21, vs. Coastal Carolina, 11/26/21
7. 3:17, at Georgia State, 10/22/11
8. 3:12, at Texas-San Antonio, 10/8/11
9. 2:20, vs. Georgia Southern, 10/3/19

Longest Game – Overtime Periods

1. 4, at Texas State, 10/9/21
2. 2, vs. Idaho, 9/23/17
- 2, vs. Florida Atlantic, 10/20/12
- 2, at Georgia State, 10/22/11
- 2, at Texas-San Antonio, 10/8/11

Shortest Game

1. 2:19, vs. Army Prep, 9/26/09
2. 2:20, vs. Georgia Southern, 10/3/19
3. 2:25, vs. Fork Union (Va.) Academy, 10/31/09
4. 2:30, vs. Missouri S&T, 10/9/10
- 2:30, vs. Pikeville (Ky.), 9/4/10
6. 2:32, vs. Edward Waters (Fla.), 9/25/10
7. 2:36, vs. Louisburg (N.C.) J.C., 10/17/09
8. 2:42, vs. Nicholls State, 9/18/10
9. 2:44, vs. Kentucky Wesleyan, 10/2/10
10. 2:45, vs. ULM, 11/10/18
- 2:45, vs. Arkansas-Monticello, 11/11/10

Attendance – All Games

1. 89,822, at Nebraska, 9/12/15
2. 89,502, at Nebraska, 8/31/19
3. 87,266, at Tennessee, 9/28/13
4. 78,201, at South Carolina, 11/22/14
5. 75,203, at Tennessee, 11/20/21
6. 62,532, at Ole Miss, 9/2/17
7. 57,075, at Mississippi State, 9/3/16
8. 56,756, at North Carolina State, 9/17/11
9. 55,186, at Mississippi State, 9/22/12
10. 54,132, at North Carolina State, 9/15/12

Attendance – Home Games (All)

1. 38,129, vs. Mississippi State, 9/13/14
2. 30,837, vs. Troy, 10/20/16
3. 26,783, vs. Hargrave (Va.) Academy, 9/5/09
4. 26,487, vs. Oklahoma State, 9/8/17
5. 25,878, vs. Troy, 10/23/18
6. **25,450, vs. Troy, 10/20/22**
7. 24,582, vs. Tennessee-Martin, 10/15/11
8. 23,789, vs. Troy, 9/29/12
9. 23,683, vs. Huntingdon (Ala.), 11/12/09
10. 23,446, vs. Georgia State, 10/30/10

Attendance – Home Games (at HWS)

[Hancock Whitney Stadium opened in 2020]

1. **25,450, vs. Troy, 10/20/22**
2. 20,156, vs. Southern Miss, 9/4/21
3. **17,939, vs. Louisiana Tech, 9/24/22**
4. 16,764, vs. Louisiana, 10/2/21
5. 16,089, vs. Georgia Southern, 10/14/21
6. **15,495, vs. ULM, 10/15/22**
7. 15,204, vs. Alcorn State, 9/18/21
8. **15,101, vs. Nicholls, 9/3/22**
9. 15,043, vs. Arkansas State, 10/30/21
10. **14,518, vs. Texas State, 11/12/22**

INDIVIDUAL GAME RECORDS (ALL GAMES)

Scoring

1. **24, La'Damian Webb, at Georgia Southern, 11/5/22**
24, Jalen Tolbert, vs. Arkansas State, 11/29/19
3. **18, La'Damian Webb, at Arkansas State, 10/29/22**
18, Kareem Walker, vs. Alcorn State, 9/18/21
18, Jalen Tolbert, at Arkansas State, 11/28/20
18, Kawaan Baker, vs. ULM, 10/24/20
18, Jamarius Way, vs. Coastal Carolina, 11/23/18
18, Kawaan Baker, at Louisiana, 11/17/18
18, Kawaan Baker, vs. Louisiana Tech, 9/1/18
18, Xavier Johnson, vs. New Mexico State, 12/3/16
18, Xavier Johnson, vs. Nicholls, 9/24/16
18, Santuan McGee, vs. Huntingdon (Ala.), 11/12/09
18, Brandon Ross, vs. Louisburg (N.C.) J.C., 10/17/09

Scoring By Kicking

1. 15, Lawson McGlon, vs. Georgia State, 10/30/10
2. 14, Lawson McGlon, at Lamar, 10/16/10
3. 13, Michel Chapuseaux, vs. Florida Atlantic, 10/20/12
13, Lawson McGlon, vs. Henderson (Ark.) State, 11/6/10
5. **12, Diego Guajardo, vs. Nicholls, 9/3/22**
12, Diego Guajardo, vs. Texas State, 10/17/20
12, Aleem Sunanon, at South Carolina, 11/22/14
12, Aleem Sunanon, vs. Georgia State, 10/18/14
12, Aleem Sunanon, vs. Louisiana, 12/7/13
12, Aleem Sunanon, vs. ULM, 11/23/13
12, Michel Chapuseaux, at Louisiana, 11/24/12
12, Michel Chapuseaux, vs. Milford (N.Y.) Academy, 11/7/09

Total Touchdowns

1. **4, La'Damian Webb, at Georgia Southern, 11/5/22**
4, Jalen Tolbert, vs. Arkansas State, 11/29/19
3. **3, La'Damian Webb, at Arkansas State, 10/29/22**
3, Kareem Walker, vs. Alcorn State, 9/18/21
3, Jalen Tolbert, at Arkansas State, 11/28/20
3, Kawaan Baker, vs. ULM, 10/24/20
3, Jamarius Way, vs. Coastal Carolina, 11/23/18
3, Kawaan Baker, at Louisiana, 11/17/18
3, Kawaan Baker, vs. Louisiana Tech, 9/1/18
3, Xavier Johnson, vs. New Mexico State, 12/3/16
3, Xavier Johnson, vs. Nicholls, 9/24/16
3, Santuan McGee, vs. Huntingdon (Ala.), 11/12/09
3, Brandon Ross, vs. Louisburg (N.C.) J.C., 10/17/09

Extra Points

1. 7, Aleem Sunanon, vs. Idaho, 11/7/15
7, Jordan Means, vs. Kentucky Wesleyan, 10/2/10
3. **6, Diego Guajardo, vs. Nicholls, 9/3/22**
6, Gavin Patterson, vs. Alabama State, 10/13/18
6, Gavin Patterson, vs. Alabama A&M, 9/16/17
6, Gavin Patterson, vs. San Diego State, 10/1/16
6, Jordan Means, vs. Missouri S&T, 10/9/10
6, Michel Chapuseaux, vs. Milford (N.Y.) Academy, 11/7/09
6, Michel Chapuseaux, vs. Army Prep, 9/26/09
10. **5, Diego Guajardo, vs. Texas State, 11/12/22**
5, Diego Guajardo, at Georgia Southern, 11/5/22
5, Diego Guajardo, vs. ULM, 10/15/22
5, Diego Guajardo, vs. Georgia Southern, 10/14/21
5, Diego Guajardo, at Arkansas State, 11/28/20
5, Diego Guajardo, vs. ULM, 10/24/20
5, Gavin Patterson, at Louisiana, 11/17/18
5, Gavin Patterson, vs. New Mexico State, 12/3/16
5, Gavin Patterson, at ULM, 11/5/16
5, Gavin Patterson, vs. Nicholls, 9/24/16
5, Aleem Sunanon, at Georgia State, 11/30/13
5, Aleem Sunanon, vs. Kent State, 10/19/13
5, Aleem Sunanon, at Tulane, 9/7/13
5, Jordan Means, vs. Mississippi Valley State, 11/3/11
5, Michel Chapuseaux, vs. Huntingdon (Ala.), 11/12/09
5, Michel Chapuseaux, vs. Fork Union (Va.) Academy, 10/31/09
5, Michel Chapuseaux, vs. Louisburg (N.C.) J.C., 10/17/09

Extra-Point attempts

1. 7, Aleem Sunanon, vs. Idaho, 11/7/15
7, Jordan Means, vs. Kentucky Wesleyan, 10/2/10
3. **6, Diego Guajardo, vs. Nicholls, 9/3/22**
6, Gavin Patterson, vs. Alabama State, 10/13/18
6, Gavin Patterson, vs. Alabama A&M, 9/16/17
6, Gavin Patterson, vs. San Diego State, 10/1/16
6, Jordan Means, vs. Missouri S&T, 10/9/10
6, Michel Chapuseaux, vs. Pikeville (Ky.), 9/4/10
6, Michel Chapuseaux, vs. Milford (N.Y.) Academy, 11/7/09
6, Michel Chapuseaux, vs. Fork Union (Va.) Academy, 10/31/09
6, Michel Chapuseaux, vs. Louisburg (N.C.) J.C., 10/17/09
6, Michel Chapuseaux, vs. Army Prep, 9/26/09

Field Goals

1. 4, Aleem Sunanon, at South Carolina, 11/22/14
4, Lawson McGlon, vs. Georgia State, 10/30/10
4, Lawson McGlon, at Lamar, 10/16/10
4. 3, Diego Guajardo, at Bowling Green, 9/11/21
3, Diego Guajardo, vs. Texas State, 10/17/20
3, Gavin Patterson, at Louisiana Tech, 9/30/17
3, Gavin Patterson, vs. Idaho, 9/23/17
3, Gavin Patterson, vs. Georgia Southern, 9/10/16
3, Aleem Sunanon, vs. Georgia State, 10/18/14
3, Aleem Sunanon, vs. Louisiana, 12/7/13
3, Aleem Sunanon, vs. ULM, 11/23/13
3, Aleem Sunanon, vs. Arkansas State, 11/2/13
3, Aleem Sunanon, vs. Western Kentucky, 9/14/13
3, Michel Chapuseaux, at Louisiana, 11/24/12
3, Michel Chapuseaux, vs. Florida Atlantic, 10/20/12
3, Michel Chapuseaux, at Arkansas State, 10/13/12
3, Michel Chapuseaux, vs. Nicholls, 9/8/12
3, Jordan Means, vs. Henderson (Ark.) State, 10/29/11
3, Lawson McGlon, vs. Henderson (Ark.) State, 11/6/10

Field-Goal attempts

1. 5, Lawson McGlon, vs. Georgia State, 10/30/10
5, Lawson McGlon, at Lamar, 10/16/10
3. 4, Gavin Patterson, vs. Idaho, 9/23/17
4, Aleem Sunanon, at South Carolina, 11/22/14
4, Aleem Sunanon, vs. Georgia State, 10/18/14
4, Grant McLaurin, at Appalachian State, 10/4/14
4, Aleem Sunanon, vs. Western Kentucky, 9/14/13
4, Michel Chapuseaux, at Louisiana, 11/24/12
4, Michel Chapuseaux, at Arkansas State, 10/13/12
4, Michel Chapuseaux, vs. Nicholls, 9/8/12
4, Lawson McGlon, vs. Henderson (Ark.) State, 11/6/10

Rush attempts

1. **35, La'Damian Webb, at Georgia Southern, 11/5/22**
2. 32, Carlos Davis, vs. Texas State, 10/17/20
3. 31, Kendall Houston, vs. Georgia State, 10/30/10
4. **28, La'Damian Webb, at Arkansas State, 10/29/22**
5. 27, Kendall Houston, vs. Henderson (Ark.) State, 11/6/10
6. 24, Tra Minter, vs. Coastal Carolina, 11/23/18
7. 23, Terrion Avery, at Troy, 11/6/21
23, Kareem Walker, vs. Alcorn State, 9/18/21
23, Tra Minter, vs. Appalachian State, 10/26/19
23, Tra Minter, at Louisiana, 11/17/18
23, Tra Minter, vs. Troy, 10/23/18
23, Xavier Johnson, vs. Louisiana, 11/12/15

INDIVIDUAL GAME RECORDS (ALL GAMES)

Yards Rushing

1. **247, La'Damian Webb, at Georgia Southern, 11/5/22**
2. 203, Tra Minter, vs. Coastal Carolina, 11/23/18
3. 189, Tra Minter, vs. Jackson State, 9/7/19
4. 178, Kendall Houston, vs. Troy, 10/24/14
5. 175, Kendall Houston, vs. Georgia State, 10/30/10
6. 166, Kendall Houston, at Lamar, 10/16/10
7. **163, La'Damian Webb, at Arkansas State, 10/29/22**
8. 155, Xavier Johnson, vs. Idaho, 9/23/17
9. 154, Xavier Johnson, vs. New Mexico State, 12/3/16
10. 150, Kareem Walker, vs. Alcorn State, 9/18/21
150, Tra Minter, at ULM, 9/28/19

Yards Rushing – Quarterback

1. 137, Brandon Bridge, vs. Georgia State, 10/18/14
2. 126, Ross Metheny, vs. ULM, 11/23/13
3. 80, C.J. Bennett, vs. Georgia State, 10/30/10
4. 79, C.J. Bennett, vs. Troy, 9/29/12
5. 78, Ray Cotton, vs. Edward Waters (Fla.), 9/25/10
6. 77, Ross Metheny, vs. Arkansas State, 11/2/13
7. 75, Ross Metheny, at Tulane, 9/7/13
8. 74, Evan Orth, vs. Louisiana Tech, 9/1/18
74, Dallas Davis, vs. New Mexico State, 12/3/16
10. 72, Cephus Johnson, at ULM, 9/28/19

Rushing Touchdowns

1. **4, La'Damian Webb, at Georgia Southern, 11/5/22**
2. **3, La'Damian Webb, at Arkansas State, 10/29/22**
3, Kareem Walker, vs. Alcorn State, 9/18/21
3, Xavier Johnson, vs. New Mexico State, 12/3/16
3, Brandon Ross, vs. Louisburg (N.C.) J.C., 10/17/09
6. **2, Marco Lee Jr., vs. ULM, 10/15/22**
2, Marco Lee Jr., at UCLA, 9/17/22
2, La'Damian Webb, at Central Michigan, 9/10/22
2, La'Damian Webb, vs. Nicholls, 9/3/22
2, Jake Bentley, vs. Georgia Southern, 10/14/21
2, AJ Phillips, at Texas State, 10/9/21
2, Bryan Hill, vs. Louisiana, 10/2/21
2, Cephus Johnson, at ULM, 9/28/19
2, Tra Minter, vs. Jackson State, 9/7/19
2, Kawaan Baker, at Louisiana, 11/17/18
2, Tra Minter, vs. Texas State, 9/15/18
2, Kawaan Baker, vs. Louisiana Tech, 9/1/18
2, Xavier Johnson, vs. Idaho, 9/23/17
2, Xavier Johnson, vs. Alabama A&M, 9/16/17
2, Cole Garvin, at Ole Miss, 9/2/17
2, Xavier Johnson, vs. Troy, 10/20/16
2, Xavier Johnson, vs. Nicholls, 9/24/16
2, Gerald Everett, vs. Appalachian State, 12/5/15
2, Xavier Johnson, vs. Louisiana, 11/12/15
2, Cody Clements, vs. Idaho, 11/7/15
2, Xavier Johnson, at San Diego State, 9/19/15
2, Jay Jones, at Kent State, 9/6/14
2, Kendall Houston, vs. Louisiana, 12/7/13
2, Jay Jones, at Georgia State, 11/30/13
2, Kendall Houston, vs. Kent State, 10/19/13
2, Ross Metheny, at Tennessee, 9/28/13
2, Ross Metheny, at Tulane, 9/7/13
2, Demetre Baker, vs. Florida Atlantic, 10/20/12
2, Kendall Houston, vs. Mississippi Valley State, 11/3/11
2, Demetre Baker, vs. Henderson (Ark.) State, 10/29/11
2, Kendall Houston, vs. Tennessee-Martin, 10/15/11
2, Demetre Baker, at Texas-San Antonio, 10/8/11
2, Demetre Baker, at Kent State, 9/24/11
2, Kendall Houston, vs. West Alabama, 9/1/11
2, C.J. Bennett, vs. Henderson (Ark.) State, 11/6/10
2, Kendall Houston, vs. Missouri S&T, 10/9/10
2, Kendall Houston, vs. Kentucky Wesleyan, 10/2/10
2, Michael Nevels, vs. Edward Waters (Fla.), 9/25/10
2, Kendall Houston, vs. Nicholls, 9/18/10
2, Brandon Ross, vs. Pikeville (Ky.), 9/4/10
2, Santuan McGee, vs. Huntingdon (Ala.), 11/12/09

- 2, Brandon Ross, vs. Huntingdon (Ala.), 11/12/09
- 2, Brandon Ross, vs. Milford (N.Y.) Academy, 11/7/09
- 2, Brandon Ross, vs. Georgia Military J.C., 10/10/09
- 2, Ryan Scott, vs. Army Prep, 9/26/09
- 2, Brandon Ross, vs. Hargrave (Va.) Academy, 9/5/09

Average Per Carry (minimum five, attempts)

1. 17.29, Xavier Johnson, vs. Gardner-Webb, 9/5/15
2. 16.44, Xavier Johnson, vs. Idaho, 11/7/15
3. 13.67, Brandon Ross, vs. Milford (N.Y.) Academy, 11/7/09
4. 12.20, Carlos Davis, vs. Louisiana, 11/16/19
5. 11.83, Brandon Bridge, at Idaho, 9/27/14
6. 11.81, Tra Minter, vs. Jackson State, 9/7/19
7. 11.60, Xavier Johnson, vs. Presbyterian, 11/19/16
8. 11.29, C.J. Bennett, vs. Troy, 9/29/12
9. 11.14, Ray Cotton, vs. Edward Waters (Fla.), 9/25/10
10. 10.62, Brandon Ross, vs. Louisburg (N.C.) J.C., 10/17/09

Average Per Carry (minimum 10, attempts)

1. 12.20, Carlos Davis, vs. Louisiana, 11/16/19
2. 11.81, Tra Minter, vs. Jackson State, 9/7/19
3. 11.60, Xavier Johnson, vs. Presbyterian, 11/19/16
4. 10.62, Brandon Ross, vs. Louisburg (N.C.) J.C., 10/17/09
5. 9.89, Kendall Houston, vs. Troy, 10/24/14
6. 9.67, Kendall Houston, vs. Nicholls, 9/18/10
7. 9.13, Brandon Bridge, vs. Georgia State, 10/18/14
8. 9.00, Xavier Johnson, vs. ULM, 10/21/17
9. 8.46, Tra Minter, vs. Coastal Carolina, 11/23/18
10. 8.45, Santuan McGee, vs. Huntingdon (Ala.), 11/12/09

Pass attempts

1. **53, Carter Bradley, vs. Western Kentucky, 12/21/22**
2. 50, Dallas Davis, vs. Nicholls, 9/24/16
3. 48, Dallas Davis, at Georgia State, 10/26/17
4. 46, Jake Bentley, at Bowling Green, 9/11/21
5. 45, Cole Garvin, vs. Arkansas State, 11/11/17
45, Cole Garvin, at Louisiana Tech, 9/30/17
45, Dallas Davis, at Idaho, 11/26/16
45, Ross Metheny, at North Texas, 11/10/12
9. 44, Ross Metheny, at Louisiana, 11/24/12
10. 43, Desmond Trotter, vs. Georgia State, 11/21/20
43, Ross Metheny, at Texas State, 10/26/13

Completions

1. **36, Carter Bradley, vs. Western Kentucky, 12/21/22**
2. 30, Jake Bentley, at ULM, 10/23/21
3. **29, Carter Bradley, vs. Troy, 10/20/22**
29, Jake Bentley, vs. Arkansas State, 10/30/21
29, Jake Bentley, at Bowling Green, 9/11/21
6. 28, Jake Bentley, vs. Coastal Carolina, 11/26/21
7. 27, Dallas Davis, at Georgia State, 10/26/17
27, Ross Metheny, at Texas State, 10/26/13
27, Ross Metheny, at Louisiana, 11/24/12
10. **26, Carter Bradley, at UCLA, 9/17/22**
26, Carter Bradley, at Central Michigan, 9/10/22

Yards Passing

1. **420, Carter Bradley, vs. ULM, 10/15/22**
2. 389, Jake Bentley, vs. Georgia Southern, 10/14/21
3. **360, vs. Western Kentucky, 12/21/22**
360, Evan Orth, at Memphis, 9/22/18
360, Ross Metheny, at Louisiana, 11/24/12
6. **354, Carter Bradley, at Central Michigan, 9/10/22**
354, Jake Bentley, vs. Coastal Carolina, 11/26/21

INDIVIDUAL GAME RECORDS (ALL GAMES)

7. 343, Cole Garvin, vs. Arkansas State, 11/11/17
8. 339, Brandon Bridge, at Appalachian State, 10/4/14
9. 320, Jake Bentley, at ULM, 10/23/21
320, Dallas Davis, at Idaho, 11/26/16

Touchdowns Passing

1. **4, Carter Bradley, vs. Texas State, 11/12/22**
4, Jake Bentley, vs. Arkansas State, 10/30/21
4, Jake Bentley, at ULM, 10/23/21
4, Desmond Trotter, vs. Arkansas State, 11/29/19
4, Brandon Bridge, vs. Navy, 11/28/14
5. **3, vs. Western Kentucky, 12/21/22**
3, Carter Bradley, vs. Old Dominion, 11/26/22
3, Carter Bradley, at Southern Miss, 11/19/22
3, Carter Bradley, vs. ULM, 10/15/22
3, Carter Bradley, vs. Louisiana Tech, 9/24/22
3, Carter Bradley, at Central Michigan, 9/10/22
3, Carter Bradley, vs. Nicholls, 9/3/22
3, Jake Bentley, vs. Georgia Southern, 10/14/21
3, Desmond Trotter, vs. ULM, 10/24/20
3, Evan Orth, at Memphis, 9/22/18
3, Dallas Davis, vs. ULM, 10/21/17
3, Cole Garvin, vs. San Diego State, 10/1/16
3, Cody Clements, vs. Arkansas State, 10/13/15
3, Brandon Bridge, at Appalachian State, 10/4/14
3, Ross Metheny, vs. ULM, 11/23/13
3, Ross Metheny, at Texas State, 10/26/13
3, Ross Metheny, at Arkansas State, 10/13/12
3, C.J. Bennett, vs. Georgia State, 10/30/10
3, Brennan Sim, vs. Edward Waters (Fla.), 9/25/10

Most Passes Intercepted

1. 4, Dallas Davis, vs. Nicholls, 9/24/16
4, Hunter Vaughn, at South Carolina, 11/22/14
4, C.J. Bennett, at Georgia State, 10/22/11
4. 3, Jake Bentley, vs. Coastal Carolina, 11/26/21
3, Evan Orth, vs. Troy, 10/23/18
3, Cody Clements, vs. Appalachian State, 12/5/15
3, Cody Clements, vs. Arkansas State, 10/13/15
3, Ross Metheny, vs. Middle Tennessee, 11/17/12
3, C.J. Bennett, vs. Cal Poly, 11/19/11
3, C.J. Bennett, at Kent State, 9/24/11
3, C.J. Bennett, vs. West Alabama, 9/1/11

Receptions

1. **12, Caullin Lacy, vs. ULM, 10/15/22**
2. **11, Devin Voisin, vs. Western Kentucky, 12/21/22**
11, Jalen Tolbert, vs. Georgia Southern, 10/14/21
11, Jamarius Way, vs. Texas State, 9/15/18
4. **10, Jalen Wayne, at Central Michigan, 9/10/22**
10, Jalen Tolbert, vs. Coastal Carolina, 11/26/21
10, Jalen Tolbert, at ULM, 10/23/21
10, Jalen Tolbert, at Arkansas State, 11/28/20
10, Jamarius Way, at Memphis, 9/22/18
10, Shavarez Smith, at Georgia State, 11/30/13
10, Wes Saxton, at Texas State, 10/26/13
10, Courtney Smith, vs. Arkansas-Monticello, 11/11/10

Yards Receiving

1. 252, Jalen Tolbert, at Arkansas State, 11/28/20
2. 194, Shavarez Smith, at Georgia State, 11/30/13
3. 191, Jalen Tolbert, vs. Coastal Carolina, 11/26/21
4. 185, Jamarius Way, at Memphis, 9/22/18
5. 174, Jalen Tolbert, vs. Georgia Southern, 10/14/21
6. 173, Jamarius Way, vs. Texas State, 9/15/18
7. 169, Jalen Tolbert, at Southern Mississippi, 9/3/20
8. 168, Jalen Tolbert, vs. Southern Mississippi, 9/4/21
9. 164, Gerald Everett, at San Diego State, 9/19/15
10. 155, Jalen Tolbert, at ULM, 10/23/21

Touchdown Catches

1. 4, Jalen Tolbert, vs. Arkansas State, 11/29/19
2. 3, Jalen Tolbert, at Arkansas State, 11/28/20
3, Kawaan Baker, vs. ULM, 10/24/20
3, Jamarius Way, vs. Coastal Carolina, 11/23/18
5. **2, Devin Voisin, vs. Texas State, 11/12/22**
2, Jalen Wayne, vs. ULM, 10/15/22
2, Jalen Wayne, vs. Nicholls, 9/3/22
2, Terrion Avery, at Troy, 11/6/21
2, Jalen Tolbert, vs. Arkansas State, 10/30/21
2, Jalen Tolbert, at ULM, 10/23/21
2, Jalen Tolbert, at Southern Mississippi, 9/3/20
2, Malik Stanley, vs. Louisiana, 11/4/17
2, Maaseiah Francis, at Idaho, 11/26/16
2, Gerald Everett, at Troy, 10/3/15
2, Shavarez Smith, vs. Navy, 11/28/14
2, Shavarez Smith, at Appalachian State, 10/4/14
2, Shavarez Smith, at Navy, 11/16/13
2, Danny Woodson II, at Texas State, 10/26/13
2, Jeremé Jones, at ULM, 10/27/12
2, Courtney Smith, at UC Davis, 10/23/10
2, Courtney Smith, vs. Fork Union (Va.) Academy, 10/31/09

Total Offense Yards

1. **429, Carter Bradley, vs. ULM, 10/15/22**
2. 397, Jake Bentley, vs. Georgia Southern, 10/14/21
3. 374, Dallas Davis, at Idaho, 11/26/16
4. 369, Evan Orth, at Memphis, 9/22/18
5. 368, Dallas Davis, at ULM, 11/5/16
6. 365, Ross Metheny, at Tulane, 9/7/13
7. **362, Carter Bradley, at Central Michigan, 9/10/22**
362, Brandon Bridge, at Appalachian State, 10/4/14
9. 361, Ross Metheny, at Louisiana, 11/24/12
10. **360, Carter Bradley, vs. Western Kentucky, 12/21/22**

All-Purpose Yards

1. 289, Xavier Johnson, vs. Idaho, 11/7/15
2. 275, Tra Minter, vs. Jackson State, 9/7/19
3. 256, Xavier Johnson, vs. Nicholls, 9/24/16
4. 253, Tra Minter, vs. Louisiana, 11/16/19
5. 252, Jalen Tolbert, at Arkansas State, 11/28/20
252, Tra Minter, vs. Coastal Carolina, 11/23/18
7. 250, Xavier Johnson, vs. New Mexico State, 12/3/16
8. **247, La'Damian Webb, at Georgia Southern, 11/5/22**
9. **236, Caullin Lacy, vs. ULM, 10/15/22**
10. 231, Tra Minter, vs. Alabama State, 10/13/18

Total Tackles

1. 20, Blake Dees, vs. Idaho, 11/7/15
2. 18, Maleki Harris, vs. Bowling Green, 12/20/14
3. **17, Jaden Voisin, at Southern Miss, 11/19/22**
17, Nigel Lawrence, at Arkansas State, 11/3/18
17, Enrique Williams, vs. Arkansas State, 11/2/13
17, Jake Johnson, at Kent State, 9/24/11
7. 16, Nick Mobley, vs. Georgia State, 11/21/20
- 16, Darrell Songy, vs. Air Force, 12/30/16
9. 15, Riley Cole, at Coastal Carolina, 11/7/20
15, Riley Cole, vs. Texas State, 10/17/20
15, Blake Dees, at Texas State, 10/24/15
15, Jake Johnson, vs. Middle Tennessee, 11/17/12
15, Jake Johnson, vs. Florida International, 11/3/12

INDIVIDUAL GAME RECORDS (ALL GAMES)

Solo Tackles

- 12, Nick Mobley, vs. Georgia State, 11/21/20
12, Darrell Songy, vs. Air Force, 12/30/16
12, Blake Dees, at Texas State, 10/24/15
12, Maleki Harris, vs. Bowling Green, 12/20/14
12, B.J. Scott, at Hawai'i, 12/1/12
- 11, Jeremy Reaves, at Georgia Southern, 11/18/17
11, Enrique Williams, at Navy, 11/16/13
11, Jake Johnson, at North Carolina State, 9/15/12
- 10, **Trey Kiser, vs. Texas State, 11/12/22**
10, Riley Cole, vs. Texas State, 10/17/20
10, Jalen Thompson, at Idaho, 11/26/16
10, Blake Dees, vs. Idaho, 11/7/15
10, Kalen Jackson, at Troy, 10/3/15
10, Davin Hawkins, at Arkansas State, 11/8/14

Assisted Tackles

- 15, Enrique Williams, vs. Arkansas State, 11/2/13
- 13, Nick Mobley, at Southern Mississippi, 9/3/20
13, Nigel Lawrence, at Arkansas State, 11/3/18
- 11, **Jaden Voisin, at Southern Miss, 11/19/22**
11, Jake Johnson, at Kent State, 9/24/11
- 10, Darrell Songy, at Arkansas State, 10/15/16
10, Blake Dees, vs. Idaho, 11/7/15
10, Alex Page, vs. Middle Tennessee, 11/17/12
10, Enrique Williams, at Mississippi State, 9/22/12
10, Jake Johnson, vs. Cal Poly, 11/19/11

Tackles For Loss

- 4.5, Randy Allen, at Arkansas State, 10/15/16
- 4.0, Randy Allen, vs. New Mexico State, 12/3/16
- 3.5, Theo Rich, vs. Georgia State, 10/18/14
3.5, Pat Moore, vs. Nicholls, 9/8/12
3.5, Justin Dunn, vs. Hargrave (Va.) Academy, 9/5/09
- 3.0, **Trey Kiser, vs. Texas State, 11/12/22**
3.0, Jeremiah Littles, at Arkansas State, 11/28/20
3.0, Chason Milner, vs. Texas State, 9/15/18
3.0, Devon Earl, vs. Air Force, 12/30/16
3.0, Finnessé Middleton, vs. Presbyterian, 11/19/16
3.0, Kalen Jackson, vs. San Diego State, 10/1/16
3.0, Maleki Harris, vs. Bowling Green, 12/20/14
3.0, Pat Moore, vs. ULM, 11/23/13
3.0, Alex Page, vs. Arkansas State, 11/2/13
3.0, Pat Moore, at Texas State, 10/26/13
3.0, Pat Moore, vs. Florida Atlantic, 10/20/12
3.0, Jake Johnson, at Texas-San Antonio, 10/8/11
3.0, Josh Chestang, vs. Louisburg (N.C.) J.C., 10/17/09

Sacks

- 3.5, Theo Rich, vs. Georgia State, 10/18/14
- 3.0, Randy Allen, vs. New Mexico State, 12/3/16
- 2.5, Montavious Williams, vs. ULM 11/23/13
2.5, Pat Moore, vs. Nicholls, 9/8/12
- 2.0, C.J. Rias, at Bowling Green, 9/11/21
2.0, Tyree Turner, vs. Coastal Carolina, 11/23/18
2.0, Chason Milner, vs. Texas State, 9/15/18
2.0, Sterrling Fisher, at Oklahoma State, 9/8/18
2.0, Rocel McWilliams, at Troy, 10/11/17
2.0, Chason Milner, vs. Air Force, 12/30/16
2.0, Randy Allen, at Arkansas State, 10/15/16
2.0, Randy Allen, vs. Nicholls, 9/24/16
2.0, Jesse Kelley, vs. Texas State, 11/15/14
2.0, Jerome McClain, vs. ULM, 11/23/13
2.0, Pat Moore, vs. ULM, 11/23/13
2.0, Pat Moore, at Texas State, 10/26/13
2.0, Alex Page, vs. Kent State, 10/19/13
2.0, Romelle Jones, at Troy, 10/5/13
2.0, Alex Page, at North Carolina State, 9/15/12
2.0, Romelle Jones, at North Carolina State, 9/17/11
2.0, Anthony Taylor, at UC Davis, 10/23/10
2.0, Logan Bennett, vs. Fork Union (Va.) Academy, 10/31/09
2.0, Zack Rone, vs. Fork Union (Va.) Academy, 10/31/09

2.0, Josh Chestang, vs. Louisburg (N.C.) J.C., 10/17/09

Forced Fumbles

- 2, Yam Banks, vs. Southern Mississippi, 9/4/21
2, Jeremy Reaves, vs. Idaho, 9/23/17
2, Randy Allen, vs. Nicholls, 9/24/16
2, Devon Earl, at San Diego State, 9/19/15
2, Blake Dees, vs. Gardner-Webb, 9/5/15
2, Maleki Harris, vs. Mississippi State, 9/13/14
2, Charles Harris, at Georgia State, 10/22/11
2, Clifton Crews, at Texas-San Antonio, 10/8/11

Fumble Recoveries

- 2, Maleki Harris, at Hawai'i, 12/1/12

Interceptions

- 3, Zach Brownell, vs. Georgia Military J.C., 10/10/09
- 2, **Yam Banks, vs. Louisiana Tech, 9/24/22**
2, Darrell Luter Jr., vs. Arkansas State, 10/30/21
2, Travis Reed, at Troy, 10/16/19
2, Jalen Thompson, vs. Texas State, 9/15/18
2, Jalen Thompson, at Idaho, 11/26/16
2, Kalen Jackson, at Troy, 10/3/15
2, Tyrell Pearson, vs. Western Kentucky, 9/14/13
2, Tim Harvey, vs. Georgia State, 10/30/10
2, Alex Phifer, vs. Huntingdon (Ala.), 11/12/09

Interception Return Yards

- 95, Devin Rockette, vs. ULM, 10/24/20
- 84, Jalen Thompson, vs. Texas State, 9/15/18
- 75, Michael Wilson, vs. Kentucky Wesleyan, 10/2/10
- 59, Montell Garner, at Idaho, 9/27/14
- 58, Maleki Harris, at Tennessee, 9/28/13
- 56, Jamal Brooks, at Texas State, 10/9/21
- 49, Tyrell Pearson, vs. Western Kentucky, 9/14/13
49, Clifton Crews, vs. Milford (N.Y.) Academy, 11/7/09
- 48, Davyn Flenord, vs. Southern Mississippi, 9/4/21
- 47, Tim Harvey, vs. Georgia State, 10/30/10

Passes Broken Up

- 4, Darian Mills, at New Mexico State, 12/2/17
4, Clifton Crews, at UC Davis, 10/23/10
- 3, **Yam Banks, vs. Old Dominion, 11/26/22**
3, Yam Banks, vs. Louisiana Tech, 9/24/22
3, Darrell Luter Jr., vs. Alcorn State, 9/18/21
3, Keith Gallmon Jr., at Louisiana, 11/14/20
3, Keith Gallmon Jr., vs. Texas State, 10/17/20
3, Travis Reed, vs. Arkansas State, 11/29/19
3, Jalen Thompson, vs. Texas State, 9/15/18
3, Jeremy Reaves, vs. Idaho, 9/23/17
3, Terrell Brigham, at Kent State, 9/6/14
3, Tyrell Pearson, vs. Middle Tennessee, 11/17/12

Blocked Kicks

- 2, Pat Moore, vs. Florida Atlantic, 10/20/12
- 1, **Charles Coleman III, at Georgia Southern, 11/5/22**
1, Ja'juan Townsend, at Arkansas State, 10/29/22
1, Chris Henderson, vs. Alcorn State, 9/18/21
1, Devin Rockette, vs. Troy, 12/5/20
1, Sean Brown, vs. Georgia Southern, 10/3/19
1, Jalen Thompson, at Nebraska, 8/31/19
1, Davyn Flenord, at Memphis, 9/22/18

INDIVIDUAL GAME RECORDS (ALL GAMES)

- 1, Sean Brown, vs. Texas State, 9/15/18
- 1, Sean Grayer, vs. Alabama A&M, 9/16/17
- 1, Randy Allen, vs. Presbyterian, 11/19/16
- 1, Nigel Lawrence, at Mississippi State, 9/3/16
- 1, Antonio Carter, at Georgia Southern, 11/28/15
- 1, Jeremy Reaves, vs. Louisiana, 11/12/15
- 1, Jalen Thompson, vs. Idaho, 11/7/15
- 1, Ridge James, at Appalachian State, 10/4/14
- 1, Alex Page, vs. Kent State, 10/19/13
- 1, Qudarius Ford, at Tulane, 9/7/13
- 1, Clifton Crews, vs. Florida Atlantic, 10/20/12
- 1, Maleki Harris, at Arkansas State, 10/13/12
- 1, Gabe Loper, vs. Troy, 9/29/12
- 1, Alex Page, vs. Mississippi Valley State, 11/3/11
- 1, Clifton Crews, at Georgia State, 10/22/11
- 1, Clifton Crews, at Texas-San Antonio, 10/8/11
- 1, Randon Carnathan, at Kent State, 9/24/11
- 1, Romelle Jones, vs. Henderson (Ark.) State, 11/6/10
- 1, Romelle Jones, vs. Georgia State, 10/30/10
- 1, Enrique Williams, vs. Missouri S&T, 10/9/10
- 1, Erling Riis, vs. Nicholls, 9/18/10
- 1, Ken Barefield, vs. Army Prep, 9/26/09
- 1, Charlie Higgenbotham, vs. Hargrave (Va.) Academy, 9/5/09

Punts

- 1. 10, Jack Brooks, vs. Appalachian State, 10/26/19
- 10, Corliss Waitman, at Oklahoma State, 9/8/18
- 10, Brandon McKee, at Kent State, 9/6/14
- 4. 9, Corliss Waitman, at Arkansas State, 11/3/18
- 9, Corliss Waitman, at Appalachian State, 9/29/18
- 9, Corliss Waitman, at Georgia Southern, 11/18/17
- 9, Scott Garber, vs. Troy, 9/29/12
- 8. **8, Jack Brooks, at Arkansas State, 10/29/22**
- 8, Jack Brooks, vs. Southern Mississippi, 9/4/21
- 8, Jack Brooks, vs. Georgia Southern, 10/3/19
- 8, Corliss Waitman, vs. Arkansas State, 11/11/17
- 8, Corliss Waitman, at Troy, 10/11/17
- 8, Brandon McKee, vs. Georgia Southern, 9/20/14

Yards Punting

- 1. 429, Brandon McKee, at Kent State, 9/6/14
- 2. 411, Corliss Waitman, at Georgia Southern, 11/18/17
- 3. 397, Corliss Waitman, at Oklahoma State, 9/8/18
- 4. 391, Corliss Waitman, at Arkansas State, 11/3/18
- 5. 382, Jack Brooks, vs. Appalachian State, 10/26/19
- 6. 380, Corliss Waitman, at Troy, 10/11/17
- 7. 365, Scott Garber, vs. Troy, 9/29/12
- 8. 357, Jack Brooks, vs. Georgia Southern, 10/3/19
- 9. 351, Jack Brooks, vs. Southern Mississippi, 9/4/21
- 10. 345, Brandon McKee, vs. Troy, 10/20/16

Punting Average

- 1. 63.0, Jack Brooks, vs. Coastal Carolina, 11/26/21
- 2. 59.0, Scott Garber, vs. Henderson (Ark.) State, 11/6/10
- 3. 57.0, Scott Garber, vs. Army Prep, 9/26/09
- 4. **53.0, Jack Brooks, vs. Old Dominion, 11/26/22**
- 53.0, Jack Brooks, at Troy, 11/6/21
- 53.0, Corliss Waitman, vs. Georgia State, 10/29/16
- 53.0, Brandon McKee, vs. Idaho, 11/7/15
- 8. 52.0, Brandon McKee, vs. Navy, 11/28/14
- 9. 51.7, Jack Brooks, at ULM, 10/23/21
- 10. 50.3, Corliss Waitman, vs. Louisiana, 11/4/17

Punting Average (minimum 4)

- 1. 52.0, Brandon McKee, vs. Navy, 11/28/14
- 2. 50.3, Corliss Waitman, vs. Louisiana, 11/4/17
- 3. 50.0, Brandon McKee, at Arkansas State, 10/15/16
- 4. 49.6, Jack Brooks, at Georgia State, 11/23/19
- 5. 49.3, Brandon McKee, vs. Troy, 10/20/16
- 6. 48.8, Brandon McKee, at South Carolina, 11/22/14
- 7. 48.4, Corliss Waitman, vs. Oklahoma State, 9/8/17
- 48.4, Brandon McKee, vs. Bowling Green, 12/20/14
- 9. 48.0, Corliss Waitman, vs. Louisiana Tech, 9/1/18

- 10. 47.8, Jack Brooks, at Texas State, 11/9/19
- 47.8, Brandon McKee, vs. San Diego State, 10/1/16

Punts Inside The 20

- 1. **4, Jack Brooks, vs. Nicholls, 9/3/22**
- 4, Corliss Waitman, at Georgia State, 10/26/17
- 4, Brandon McKee, vs. Presbyterian, 11/19/16
- 4, Brandon McKee, vs. Georgia State, 10/29/16
- 4, Brandon McKee, vs. Bowling Green, 12/20/14
- 4, Brandon McKee, at South Carolina, 11/22/14
- 4, Brandon McKee, vs. Mississippi State, 9/13/14
- 4, Scott Garber, vs. Louisiana, 12/7/13
- 4, Scott Garber, vs. Arkansas State, 11/2/13
- 10. 3, Jack Brooks, vs. Southern Mississippi, 9/4/21
- 3, Jack Brooks, at Georgia Southern, 10/29/20
- 3, Jack Brooks, at Georgia State, 11/23/19
- 3, Jack Brooks, vs. Georgia Southern, 10/3/19
- 3, Jack Brooks, vs. Memphis, 9/14/19
- 3, Corliss Waitman, vs. Coastal Carolina, 11/23/18
- 3, Corliss Waitman, vs. Alabama State, 10/13/18
- 3, Corliss Waitman, at Appalachian State, 9/29/18
- 3, Corliss Waitman, at Oklahoma State, 9/8/18
- 3, Corliss Waitman, at New Mexico State, 12/2/17
- 3, Corliss Waitman, at Georgia Southern, 11/18/17
- 3, Corliss Waitman, at Louisiana Tech, 9/30/17
- 3, Corliss Waitman, vs. Idaho, 9/23/17
- 3, Brandon McKee, vs. New Mexico State, 12/3/16
- 3, Brandon McKee, vs. Troy, 10/20/16
- 3, Brandon McKee, vs. Nicholls, 9/24/16
- 3, Brandon McKee, at Louisiana, 9/17/16
- 3, Aleem Sunanon, at Texas State, 10/24/15
- 3, Brandon McKee, vs. Georgia Southern, 9/20/14
- 3, Scott Garber, at UC Davis, 10/23/10
- 3, Scott Garber, at Lamar, 10/16/10
- 3, Scott Garber, vs. Kentucky Wesleyan, 10/2/10
- 3, Scott Garber, vs. Nicholls, 9/18/10

Kick Returns

- 1. 7, T.J. Glover, at Navy, 11/16/13
- 2. 5, Tra Minter, vs. Louisiana, 11/16/19
- 5, Tra Minter, at Texas State, 11/9/19
- 5, Tra Minter, at Nebraska, 8/31/19
- 5, Tra Minter, at Louisiana, 11/17/18
- 5, Tra Minter, at Oklahoma State, 9/8/18
- 5, T.J. Glover, vs. Navy, 11/28/14
- 5, T.J. Glover, at Hawai'i, 12/1/12
- 5, B.J. Scott, at Georgia State, 10/22/11
- 10. 4, Kawaan Baker, vs. UAB, 9/24/20
- 4, Tra Minter, vs. Texas State, 9/15/18
- 4, Kawaan Baker, at New Mexico State, 12/2/17
- 4, Xavier Johnson, at Georgia State, 10/26/17
- 4, Xavier Johnson, vs. Air Force, 12/30/16
- 4, Xavier Johnson, vs. New Mexico State, 12/3/16
- 4, Xavier Johnson, at Louisiana-Monroe, 11/5/16
- 4, Xavier Johnson, vs. Nicholls, 9/24/16
- 4, Xavier Johnson, at Louisiana-Lafayette, 9/17/16
- 4, Terrance Timmons, vs. Appalachian State, 12/5/15
- 4, T.J. Glover, vs. Bowling Green, 12/20/14
- 4, T.J. Glover, at Louisiana-Monroe, 10/27/12
- 4, J.J. Keels, vs. Cal Poly, 11/19/11
- 4, T.J. Glover, vs. Georgia State, 10/30/10

INDIVIDUAL GAME RECORDS (ALL GAMES)

Kick Return Yards

- 180, B.J. Scott, at Georgia State, 10/22/11
- 141, Xavier Johnson, vs. Idaho, 11/7/15
- 129, Xavier Johnson, vs. Nicholls, 9/24/16
129, T.J. Glover, at Navy, 11/16/13
- 120, Xavier Johnson, at Georgia State, 11/21/15
- 119, T.J. Glover, vs. Navy, 11/28/14
- 116, T.J. Glover, vs. Nicholls, 9/18/10
- 115, Tra Minter, vs. Louisiana, 11/16/19
115, Tra Minter, vs. Texas State, 9/15/18
115, T.J. Glover, at Hawai'i, 12/1/12

Punt Returns

- 5, Jeremé Jones, vs. Tennessee-Martin, 10/15/11
5, Jeremé Jones, at Kent State, 9/24/11
- 4, Caullin Lacy, vs. Nicholls, 9/3/22**
4, Dami Ayoola, vs. Presbyterian, 11/19/16
4, T.J. Glover, at Tulane, 9/7/13
4, Jeremé Jones, vs. Lamar, 9/10/11
4, Erling Riis, vs. Fork Union (Va.) Academy, 10/31/09
- 3, Caullin Lacy, vs. Texas State, 11/12/22**
3, Caullin Lacy, vs. Louisiana, 10/2/21
3, Tra Minter, vs. Arkansas State, 11/29/19
3, Tra Minter, vs. Alabama State, 10/13/18
3, Dami Ayoola, vs. San Diego State, 10/1/16
3, Josh Magee, vs. Idaho, 11/7/15
3, Chris Lewis, at Troy, 10/3/15
3, Jeremé Jones, vs. Bowling Green, 12/20/14
3, T.J. Glover, vs. Arkansas-Monticello, 11/11/10
3, Jeremé Jones, vs. Missouri S&T, 10/9/10
3, Jeremé Jones, vs. Pikeville (Ky.), 9/4/10
3, Erling Riis, vs. Huntingdon (Ala.), 11/12/09
3, Ralph Turner, vs. Huntingdon (Ala.), 11/12/09
3, Erling Riis, vs. Hargrave (Va.) Academy, 9/5/09

Punt Return Yards

- 93, Jeremé Jones, vs. Pikeville (Ky.), 9/4/10
- 88, Tra Minter, vs. Alabama State, 10/13/18
- 57, Caullin Lacy, vs. Louisiana Tech, 9/24/22**
- 56, Caullin Lacy, vs. Nicholls, 9/3/22**
56, Jeremé Jones, vs. Edward Waters (Fla.), 9/25/10
- 55, Jeremé Jones, vs. Missouri S&T, 10/9/10
- 51, Erling Riis, vs. Army Prep, 9/26/09
- 50, Erling Riis, vs. Fork Union (Va.) Academy, 10/31/09
- 48, Jeremé Jones, vs. Georgia Southern, 9/20/14
- 44, Erling Riis, vs. Hargrave (Va.) Academy, 9/5/09

Longest Run

- 92-TD, Xavier Johnson, vs. Gardner-Webb, 9/5/15
- 74-TD, Xavier Johnson, at San Diego State, 9/19/15
- 70-TD, Xavier Johnson, vs. Presbyterian, 11/19/16
- 69-TD, La'Damian Webb, at Arkansas State, 10/29/22
- 65, Brandon Bridge, vs. Georgia State, 10/18/14
65, Jeremé Jones, vs. Henderson (Ark.) State, 10/29/11
- 63-TD, Ross Metheny, vs. ULM, 11/23/13
- 62, Brandon Ross, vs. Kentucky Wesleyan, 10/2/10
- 61-TD, Xavier Johnson, vs. Idaho, 1/7/15
61, Xavier Johnson, at Texas State, 10/24/15
61, Demetre Baker, at ULM, 10/27/12

Longest Pass Play

- 81, Jamarius Way from Cole Garvin, vs. Louisiana, 11/4/17
- 80-TD, Kawaan Baker from Desmond Trotter, vs. ULM, 10/24/20
- 79-TD, Gerald Everett from Cole Garvin, vs. San Diego State, 10/1/16
- 76-TD, Josh Magee from Dallas Davis, vs. New Mexico State, 12/3/16
76, Gerald Everett from Dallas Davis, at Arkansas State, 10/15/16
76-TD, Josh Magee from Cody Clements, vs. Arkansas State, 10/13/15
- 75-TD, Kawaan Baker from Cephus Johnson, vs. Georgia Southern, 10/3/19
75-TD, Jamarius Way from Dallas Davis, at Georgia State, 10/26/17
75-TD, Josh Magee from Dallas Davis, vs. Air Force, 12/30/16
75-TD, Maaseiah Francis from Dallas Davis, at Idaho, 11/26/16
75-TD, Corey Besteda from Ross Metheny, vs. Fla. International, 11/3/12

Longest Interception Return

- 95-TD, Devin Rockette, vs. ULM, 10/24/20
- 75-TD, Michael Wilson, vs. Kentucky Wesleyan, 10/2/10
- 59-TD, Montell Garner, at Idaho, 9/27/14
- 58, Maleki Harris, at Tennessee, 9/28/13
- 56, Jamal Brooks, at Texas State, 10/9/21
- 55-TD, Jalen Thompson, vs. Texas State, 9/15/18
- 49, Tyrell Pearson, vs. Western Kentucky, 9/14/13
49-TD, Clifton Crews, vs. Milford (N.Y.) Academy, 11/7/09
- 48-TD, Davyn Flenord, vs. Southern Mississippi, 9/4/21
- 47, Tim Harvey, vs. Georgia State, 10/30/10

Longest Fumble Return

- 92, Jeremy Reaves, vs. ULM, 10/21/17
- 80-TD, Devon Earl, vs. San Diego State, 10/1/16
- 62-TD, Devon Earl, at Georgia Southern, 11/28/15
- 57-TD, Devon Earl, vs. Idaho, 11/7/15
- 30, A.J. DeShazor Jr., vs. Memphis, 9/14/19
- 28, Devon Earl, vs. Troy, 10/20/16
- 26, Keith Gallmon, at ULM, 10/23/21
- 24-TD, Montavious Williams, vs. Fork Union (Va.) Academy, 10/31/09
- 23, Sean Grayer, vs. Georgia Southern, 9/10/16
- 11, Devin Rockette, vs. Jackson State, 9/7/19
11-TD, Josh Chestang, at Lamar, 10/16/10

Longest Field Goal

- 54, Diego Guajardo, at Georgia Southern, 10/29/20
- 53, Michel Chapuseaux, vs. Troy, 9/29/12
- 50, Diego Guajardo, vs. ULM, 10/24/20
50, Gavin Patterson, vs. Alabama State, 10/13/18
50, Michel Chapuseaux, at Louisiana, 11/24/12
- 49, Diego Guajardo, at Southern Miss, 11/19/22**
49, Diego Guajardo, vs. Tulane, 9/12/20
49, Aleem Sunanon, vs. North Carolina State, 9/26/15
- 48, Diego Guajardo, vs. Nicholls, 9/3/22**
48, Diego Guajardo, vs. Southern Mississippi, 9/4/21
48, Jordan Means, at Texas-San Antonio, 10/8/11

Longest Field-Goal attempt

- 54, Diego Guajardo, at Georgia Southern, 10/29/20
- 53, Aleem Sunanon, at Texas State, 10/24/15
53, Michel Chapuseaux, vs. Troy, 9/29/12
- 50, Diego Guajardo, vs. ULM, 10/24/20
50, Gavin Patterson, vs. Alabama State, 10/13/18
50, Gavin Patterson, at ULM, 11/5/16
50, Michel Chapuseaux, at Louisiana, 11/24/12
- 49, Diego Guajardo, at Southern Miss, 11/19/22**
49, Diego Guajardo, vs. Tulane, 9/12/20
49, Gavin Patterson, vs. Nicholls, 9/24/16
49, Aleem Sunanon, vs. North Carolina State, 9/26/15
49, Aleem Sunanon, at Louisiana, 11/1/14

Longest Punt

- 76, Brandon McKee, at South Carolina, 11/22/14
- 74, Brandon McKee, vs. Troy, 10/20/16
- 69, Scott Garber, vs. Nicholls, 9/8/12
- 67, Brandon McKee, vs. San Diego State, 10/1/16
67, Brandon McKee, at Louisiana, 9/17/16
- 66, Jack Brooks, vs. Coastal Carolina, 11/26/21
66, Jack Brooks, vs. Georgia State, 11/21/20
66, Corliss Waitman, at Georgia Southern, 11/18/17
- 64, Jack Brooks, vs. Georgia Southern, 10/3/19
64, Scott Garber, vs. Tennessee-Martin, 10/15/11

INDIVIDUAL GAME RECORDS (ALL GAMES)

Longest Kickoff Return

1. 100-TD, Xavier Johnson, vs. Idaho, 11/7/15
- 100-TD, J.J. Keels, vs. Mississippi Valley State, 11/3/11
3. 95-TD, Xavier Johnson, vs. Nicholls, 9/24/16
4. 85-TD, Ralph Turner, vs. Fork Union (Va.) Academy, 10/31/09
5. 71, B.J. Scott, at Georgia State, 10/22/11
6. 69, Xavier Johnson, at Georgia State, 11/21/15
- 69, T.J. Glover, vs. Nicholls, 9/18/10
8. 68, Lamontis Gardner, vs. Milford (N.Y.) Academy, 11/7/09
9. 67, T.J. Glover, vs. Kent State, 10/19/13
10. 60, T.J. Glover, vs. Arkansas-Monticello, 11/11/10

Longest Punt Return

1. 75-TD, Tra Minter, vs. Alabama State, 10/13/18
2. **57-TD, Caullin Lacy, vs. Louisiana Tech, 9/24/22**
3. 54-TD, Jeremé Jones, vs. Pikeville (Ky.), 9/4/10
4. 49, Jeremé Jones, vs. Edward Waters (Fla.), 9/25/10
5. 48, Jeremé Jones, vs. Georgia State, 10/18/14
6. 45, J.J. Keels, vs. Mississippi Valley State, 11/3/11
7. 44, Erling Riis, vs. Fork Union (Va.) Academy, 10/31/09
8. 39, Erling Riis, vs. Hargrave (Va.) Academy, 9/5/09
9. **38, Caullin Lacy, vs. Nicholls, 9/3/22**
10. 37, T.J. Glover, vs. Texas-San Antonio, 9/1/12

TEAM GAME RECORDS (ALL GAMES)

Scoring

- 64, vs. Edward Waters (Fla.), 9/25/10
- 64, vs. Milford (N.Y.) Academy, 11/7/09
- 64, vs. Fork Union (Va.) Academy, 10/31/09
- 56, vs. Pikeville (Ky.), 9/4/10
- 56, vs. Army Prep, 9/26/09
- 52, vs. Idaho, 11/7/15
- 52, vs. Kentucky Wesleyan, 10/2/10
- 48, vs. Nicholls, 9/3/22**
- 47, at Appalachian State, 10/4/14
- 45, vs. Alabama State, 10/13/18
- 45, vs. Alabama A&M, 9/16/17
- 45, vs. Missouri S&T, 10/9/10

Total Touchdowns

- 9, vs. Edward Waters (Fla.), 9/25/10
- 9, vs. Fork Union (Va.) Academy, 10/31/09
- 8, vs. Pikeville (Ky.), 9/4/10
- 8, vs. Milford (N.Y.) Academy, 11/7/09
- 8, vs. Army Prep, 9/26/09
- 7, vs. Idaho, 11/7/15
- 7, vs. Kentucky Wesleyan, 10/2/10
- 6, vs. Nicholls, 9/3/22**
- 6, vs. Alabama State, 10/13/18
- 6, vs. Alabama A&M, 9/16/17
- 6, vs. San Diego State, 10/1/16
- 6, at Appalachian State, 10/4/14
- 6, vs. Missouri S&T, 10/9/10
- 6, vs. Louisburg (N.C.) J.C., 10/17/09

Rushing Touchdowns

- 6, vs. Milford (N.Y.) Academy, 11/7/09
- 5, vs. Missouri S&T, 10/9/10
- 5, vs. Edward Waters (Fla.), 9/25/10
- 5, vs. Louisburg (N.C.) J.C., 10/17/09
- 4, at Georgia Southern, 11/5/22**
- 4, vs. Alcorn State, 9/18/21
- 4, vs. Louisiana, 11/16/19
- 4, vs. Jackson State, 9/7/19
- 4, vs. New Mexico State, 12/3/16
- 4, at ULM, 11/5/16
- 4, at Georgia State, 11/30/13
- 4, vs. Kent State, 10/19/13
- 4, at Texas-San Antonio, 10/8/11
- 4, vs. Henderson (Ark.) State, 11/6/10
- 4, vs. Nicholls, 9/18/10
- 4, vs. Pikeville (Ky.), 9/4/10
- 4, vs. Huntingdon (Ala.), 11/12/09
- 4, vs. Army Prep, 9/26/09

Passing Touchdowns

- 4, vs. Texas State, 11/12/22**
- 4, vs. Arkansas State, 10/30/21
- 4, at ULM, 10/23/21
- 4, at Arkansas State, 11/28/20
- 4, vs. Arkansas State, 11/29/19
- 4, vs. Navy, 11/28/14
- 4, vs. Fork Union (Va.) Academy, 10/31/09
- 3, vs. Western Kentucky, 12/21/22**
- 3, vs. Old Dominion, 11/26/22**
- 3, vs. Southern Miss, 11/19/22**
- 3, vs. ULM, 10/15/22**
- 3, vs. Louisiana Tech, 9/24/22**
- 3, vs. Central Michigan, 9/10/22**
- 3, vs. Nicholls, 9/3/22**
- 3, vs. Georgia Southern, 10/14/21
- 3, vs. ULM, 10/24/20
- 3, at Southern Mississippi, 9/3/20
- 3, vs. Coastal Carolina, 11/23/18
- 3, at Memphis, 9/22/18
- 3, vs. ULM, 10/21/17
- 3, at Idaho, 11/26/16

- 3, vs. San Diego State, 10/1/16
- 3, vs. Arkansas State, 10/13/15
- 3, at Appalachian State, 10/4/14
- 3, vs. ULM, 11/23/13
- 3, at Texas State, 10/26/13
- 3, at Arkansas State, 10/13/12
- 3, vs. Georgia State, 10/30/10
- 3, vs. Kentucky Wesleyan, 10/2/10
- 3, vs. Edward Waters (Fla.), 9/25/10
- 3, vs. Army Prep, 9/26/09

Extra Points

- 8, vs. Edward Waters (Fla.), 9/25/10
- 8, vs. Milford (N.Y.) Academy, 11/7/09
- 8, vs. Army Prep, 9/26/09
- 7, vs. Idaho, 11/7/15
- 7, vs. Kentucky Wesleyan, 10/2/10
- 7, vs. Fork Union (Va.) Academy, 10/31/09
- 6, vs. Nicholls, 9/3/22**
- 6, vs. Alabama State, 10/13/18
- 6, vs. Alabama A&M, 9/16/17
- 6, vs. San Diego State, 10/1/16
- 6, vs. Missouri S&T, 10/9/10

Extra-Point attempts

- 9, vs. Fork Union (Va.) Academy, 10/31/09
- 8, vs. Edward Waters (Fla.), 9/25/10
- 8, vs. Pikeville (Ky.), 9/4/10
- 8, vs. Milford (N.Y.) Academy, 11/7/09
- 8, vs. Army Prep, 9/26/09
- 7, vs. Idaho, 11/7/15
- 7, vs. Kentucky Wesleyan, 10/2/10
- 6, vs. Nicholls, 9/3/22**
- 6, vs. Alabama State, 10/13/18
- 6, vs. Alabama A&M, 9/16/17
- 6, vs. San Diego State, 10/1/16
- 6, at Appalachian State, 10/4/14
- 6, vs. Missouri S&T, 10/9/10
- 6, vs. Louisburg (N.C.) J.C., 10/17/09

Field Goals

- 4, at South Carolina, 11/22/14
- 4, vs. Georgia State, 10/30/10
- 4, at Lamar, 10/16/10
- 3, at Bowling Green, 9/11/21
- 3, vs. Texas State, 10/17/20
- 3, at Louisiana Tech, 9/30/17
- 3, vs. Idaho, 9/23/17
- 3, vs. Georgia Southern, 9/10/16
- 3, vs. Georgia State, 10/18/14
- 3, vs. Louisiana, 12/7/13
- 3, vs. ULM, 11/23/13
- 3, vs. Arkansas State, 11/2/13
- 3, vs. Western Kentucky, 9/14/13
- 3, at Louisiana, 11/24/12
- 3, vs. Florida Atlantic, 10/20/12
- 3, at Arkansas State, 10/13/12
- 3, vs. Nicholls, 9/8/12
- 3, vs. Henderson (Ark.) State, 10/29/11
- 3, vs. Henderson (Ark.) State, 11/6/10

Field-Goal attempts

- 5, vs. Georgia State, 10/30/10
- 5, at Lamar, 10/16/10
- 4, vs. Idaho, 9/23/17
- 4, at South Carolina, 11/22/14
- 4, vs. Georgia State, 10/18/14
- 4, at Appalachian State, 10/4/14
- 4, vs. Western Kentucky, 9/14/13
- 4, at Louisiana, 11/24/12
- 4, at Arkansas State, 10/13/12
- 4, vs. Nicholls, 9/8/12

- 4, vs. Henderson (Ark.) State, 11/6/10

Rush attempts

- 60, vs. Jackson State, 9/7/19
- 57, at Louisiana, 11/17/18
- 56, at Georgia Southern, 11/5/22**
- 56, vs. Appalachian State, 12/5/15
- 54, vs. Georgia State, 10/18/14
- 54, at Georgia State, 11/30/13
- 54, vs. Hargrave (Va.) Academy, 9/5/09
- 53, vs. Kent State, 10/19/13
- 53, vs. Florida Atlantic, 10/20/12
- 52, at ULM, 9/28/19
- 52, vs. Louisiana, 11/12/15
- 52, vs. Louisiana, 12/7/13

Yards Rushing

- 413, vs. Jackson State, 9/7/19
- 391, vs. Edward Waters (Fla.), 9/25/10
- 375, vs. Milford (N.Y.) Academy, 11/7/09
- 351, vs. Louisiana, 11/16/19
- 350, vs. Huntingdon (Ala.), 11/12/09
- 331, vs. Coastal Carolina, 11/23/18
- 321, at Georgia Southern, 11/5/22**
- 321, vs. Georgia State, 10/18/14
- 310, vs. Louisburg (N.C.) J.C., 10/17/09
- 309, vs. Army Prep, 9/26/09

Fewest Rush attempts

- 16, at Georgia Southern, 11/18/17
- 21, vs. Troy, 10/20/22**
- 21, vs. Air Force, 12/30/16
- 22, at Louisiana Tech, 9/30/17
- 22, at Texas State, 10/26/13
- 23, vs. Coastal Carolina, 11/26/21
- 23, at Georgia State, 10/26/17
- 23, at North Carolina State, 9/15/12
- 24, vs. Georgia Southern, 10/3/19
- 24, at New Mexico State, 12/2/17
- 24, at Nebraska, 9/12/15
- 24, vs. Fork Union (Va.) Academy, 10/31/09

Fewest Yards Rushing

- 5, vs. Coastal Carolina, 11/26/21
- 3, vs. Arkansas State, 11/11/17
- 18, at Hawai'i, 12/1/12
- 19, at Nebraska, 9/12/15
- 22, at New Mexico State, 12/2/17
- 29, at Georgia Southern, 11/18/17
- 29, vs. Arkansas State, 10/13/15
- 31, vs. Troy, 10/20/22
- 31, vs. Southern Mississippi, 9/4/21
- 41, at Georgia State, 10/26/17
- 41, vs. Oklahoma State, 9/8/17

TEAM GAME RECORDS (ALL GAMES)

Average Per Carry

- 7.81, vs. Milford (N.Y.) Academy, 11/7/09
- 7.67, vs. Edward Waters (Fla.), 9/25/10
- 7.22, vs. Gardner-Webb, 9/5/15
- 7.21, vs. Louisburg (N.C.) J.C., 10/17/09
- 7.17, vs. Presbyterian, 11/19/16
- 7.02, vs. Louisiana, 11/16/19
- 7.02, vs. Army Prep, 9/26/09
- 7.00, vs. Huntingdon (Ala.), 11/12/09
- 6.88, vs. Jackson State, 9/7/19
- 6.63, vs. ULM, 10/21/17

Pass attempts

- 55, vs. Western Kentucky, 12/21/22**
55, vs. Mississippi State, 9/13/14
- 51, at Tennessee, 9/28/13
- 50, vs. Nicholls, 9/24/16
- 48, at Georgia State, 10/26/17
- 46, at Bowling Green, 9/11/21
- 46, at New Mexico State, 12/2/17
- 46, vs. Arkansas State, 11/11/17
- 46, at Idaho, 11/26/16
- 45, at Louisiana Tech, 9/30/17
- 45, at Nebraska, 9/12/15
- 45, at North Texas, 11/10/12

Completions

- 37, vs. Western Kentucky, 12/21/22**
- 30, at ULM, 10/23/21
- 29, vs. Troy, 10/20/22**
29, vs. Arkansas State, 10/30/21
- 29, at Bowling Green, 9/11/21
- 28, vs. Coastal Carolina, 11/26/21
- 28, vs. Mississippi State, 9/13/14
- 27, at Georgia State, 10/26/17
- 27, at Texas State, 10/26/13
- 27, at Louisiana, 11/24/12

Yards Passing

- 471, at Troy, 10/5/13
- 420, vs. ULM, 10/15/22**
- 405, vs. Georgia Southern, 10/14/21
- 387, at Arkansas State, 11/28/20
- 377, vs. Western Kentucky, 12/21/22**
- 363, at Southern Mississippi, 9/3/20
- 360, vs. Western Kentucky, 12/21/22**
360, at Memphis, 9/22/18
- 360, at Louisiana, 11/24/12
- 354, at Central Michigan, 9/10/22**
354, vs. Coastal Carolina, 11/26/21

Fewest Pass attempts

- 12, vs. Mississippi Valley State, 11/3/11
- 13, vs. Coastal Carolina, 11/23/18
- 13, vs. Alabama A&M, 9/16/17
- 14, vs. Georgia Military J.C., 10/10/09
- 14, vs. Army Prep, 9/26/09
- 15, vs. Louisiana, 11/16/19
- 15, vs. Georgia Southern, 10/3/19
- 15, vs. Milford (N.Y.) Academy, 11/7/09
- 16, at UAB, 9/21/19
- 16, vs. Missouri S&T, 10/9/10
- 16, vs. Edward Waters (Fla.), 9/25/10

Fewest Completions

- 6, vs. Appalachian State, 10/26/19
- 6, vs. Milford (N.Y.) Academy, 11/7/09
- 7, at Georgia Southern, 11/28/15
- 7, vs. Georgia Military J.C., 10/10/09
- 8, vs. Louisiana, 11/16/19
- 8, vs. Georgia Southern, 10/3/19
- 8, at UAB, 9/21/19

- 8, vs. Troy, 9/29/12
- 8, vs. Edward Waters (Fla.), 9/25/10
- 10, vs. Memphis, 9/14/19
- 9, vs. Alabama A&M, 9/16/17
- 9, at Arkansas State, 11/8/14
- 9, vs. Troy, 10/24/14
- 9, vs. Mississippi Valley State, 11/3/11
- 9, vs. Lamar 9/10/11
- 9, vs. Missouri S&T, 10/9/10

Fewest Yards Passing

- 52, vs. Appalachian State, 10/26/19
- 52, vs. Georgia Military J.C., 10/10/09
- 59, vs. Troy, 9/29/12
- 62, at Georgia Southern, 11/28/15
- 83, at UAB, 9/21/19
- 90, at Arkansas State, 11/8/14
- 91, vs. Louisiana Tech, 9/1/18
- 93, at Arkansas State, 11/3/18
- 106, vs. Idaho, 9/23/17
- 106, vs. Troy, 10/24/14

Total Offense Yards

- 630, at Troy, 10/5/13
- 615, vs. ULM, 10/15/22**
- 582, at Appalachian State, 10/4/14
- 549, vs. ULM, 10/21/17
- 545, vs. Georgia Southern, 10/14/21
- 542, vs. Henderson (Ark.) State, 11/6/10
- 538, vs. Jackson State, 9/7/19
- 538, vs. Milford (N.Y.) Academy, 11/7/09
- 533, vs. Coastal Carolina, 11/23/18
- 526, at Southern Mississippi, 9/3/20

Fewest Total Offense Yards

- 136, at Georgia Southern, 11/28/15
- 139, vs. Appalachian State, 10/26/19
- 166, at Hawai'i, 12/1/12
- 175, vs. Oklahoma State, 9/8/17
- 190, at UAB, 9/21/19
- 195, at Georgia Southern, 11/18/17
- 201, at Arkansas State, 11/8/14
- 214, at Oklahoma State, 9/8/18
- 218, vs. ULM, 11/10/18
- 224, at Troy, 10/11/17

First Downs

- 30, at Central Michigan, 9/10/22**
30, at ULM, 11/5/16
- 30, at Troy, 10/5/13
- 30, vs. Edward Waters (Fla.), 9/25/10
- 29, at Georgia Southern, 11/5/22**
29, vs. Jackson State, 9/7/19
- 29, vs. Kent State, 10/19/13
- 29, vs. Henderson (Ark.) State, 11/6/10
- 28, vs. Western Kentucky, 12/21/22**
28, at Appalachian State, 10/4/14

Fewest First Downs

- 4, vs. Georgia Southern, 10/3/19
- 9, at Georgia Southern, 11/28/15
- 10, vs. Appalachian State, 10/26/19
- 10, at Georgia Southern, 11/18/17
- 11, vs. ULM, 11/10/18
- 11, vs. Mississippi Valley State, 11/3/11
- 12, at Troy, 10/11/17
- 12, vs. Oklahoma State, 9/8/17
- 12, vs. Troy, 10/20/16
- 12, vs. Arkansas State, 10/13/15

First Downs Rushing

- 22, vs. Edward Waters (Fla.), 9/25/10
- 19, vs. Jackson State, 9/7/19
- 19, vs. Georgia State, 10/18/14
- 18, vs. Milford (N.Y.) Academy, 11/7/09
- 17, at Georgia Southern, 11/5/22**
17, vs. Kent State, 10/19/13
- 17, vs. Army Prep, 9/26/09
- 16, vs. Georgia State, 10/30/10
- 16, vs. Hargrave (Va.) Academy, 9/5/09
- 15, vs. Louisiana, 11/16/19
- 15, vs. Huntingdon (Ala.), 11/12/09

First Downs Passing

- 20, vs. Western Kentucky, 12/21/22**
- 18, at Central Michigan, 9/10/22**
- 17, at New Mexico State, 12/2/17
- 17, at ULM, 11/5/16
- 16, vs. ULM, 10/15/22**
16, vs. Coastal Carolina, 11/26/21
- 16, at Arkansas State, 11/28/20
- 16, vs. Nicholls, 9/24/16
- 16, at Appalachian State, 10/4/14
- 16, vs. Mississippi State, 9/13/14
- 16, at Troy, 10/5/13

Highest Time Of Possession

- 38:53, at Georgia State, 11/30/13
- 38:02, vs. Tennessee-Martin, 10/15/11
- 38:00, at Central Michigan, 9/10/22**
- 37:43, vs. Henderson (Ark.) State, 11/6/10
- 37:06, vs. Henderson (Ark.) State, 10/29/11
- 37:04, at Georgia Southern, 11/5/22**
- 37:00, at Tennessee, 11/20/21
- 36:47, vs. Louisiana, 10/2/21
- 36:41, at Mississippi State, 9/3/16
- 36:25, at Troy, 11/6/21

Lowest Time Of Possession

- 19:22, vs. Georgia Southern, 10/3/19
- 19:34, vs. Air Force, 12/30/16
- 19:57, at UAB, 9/21/19
- 20:49, at Georgia Southern, 11/18/17
- 21:07, vs. Gardner-Webb, 9/5/15
- 21:42, vs. Fork Union (Va.) Academy, 10/31/09
- 22:39, vs. Louisiana Tech, 9/1/18
- 22:39, at Texas State, 10/26/13
- 23:24, vs. Mississippi Valley State, 11/3/11
- 23:34, vs. Idaho, 11/7/15

Fewest Rushing Yards Allowed

- 22, vs. Fork Union (Va.) Academy, 10/31/09
- 19, at Arkansas State, 10/29/22**
- 3, vs. Pikeville (Ky.), 9/4/10
- 9, at Bowling Green, 9/11/21
- 19, vs. Kentucky Wesleyan, 10/2/10
- 22, vs. Nicholls, 9/8/12
- 24, at Georgia State, 11/30/13
- 30, at Troy, 10/11/17
- 30, at Idaho, 9/27/14
- 32, vs. Alcorn State, 9/18/21

TEAM GAME RECORDS (ALL GAMES)

Most Rushing Yards Allowed

1. 489, at Georgia Southern, 11/28/15
2. 388, vs. Navy, 11/28/14
3. 356, at Georgia Southern, 11/18/17
4. 353, vs. New Mexico State, 12/3/16
5. 351, at Navy, 11/16/13
6. 348, at Appalachian State, 9/29/18
7. 335, vs. Georgia Southern, 9/20/14
8. 330, vs. North Carolina State, 9/26/15
9. 319, at Texas State, 10/24/15
10. 315, vs. Coastal Carolina, 11/20/21

Fewest Passing Yards Allowed

1. 42, vs. Navy, 11/28/14
2. 47, vs. Edward Waters (Fla.), 9/25/10
3. 53, at Georgia Southern, 11/28/15
4. 58, vs. Louisiana, 10/2/21
5. 67, vs. Mississippi Valley State, 11/3/11
6. 69, vs. Nicholls, 9/24/16
7. 78, vs. Georgia Southern, 10/3/19
7. 78, vs. Presbyterian, 11/19/16
9. 83, vs. Missouri S&T, 10/9/10
10. 85, vs. Georgia Southern, 9/20/14
- 85, vs. Pikeville (Ky.), 9/4/10

Most Passing Yards Allowed

1. **522, vs. Western Kentucky, 12/21/22**
2. 453, at Oklahoma State, 9/8/18
3. 451, at New Mexico State, 12/2/17
4. 429, at Ole Miss, 9/2/17
5. 395, vs. Troy, 10/20/16
6. **376, vs. ULM, 11/10/18**
7. 373, at Texas State, 11/9/19
8. 371, vs. ULM, 10/15/22
9. 369, at ULM, 10/23/21
- 369, vs. Bowling Green, 12/20/14

Fewest Total Yards Allowed

1. 88, vs. Pikeville (Ky.), 9/4/10
2. 118, vs. Nicholls, 9/8/12
3. 144, vs. Edward Waters (Fla.), 9/25/10
4. 154, vs. Missouri S&T, 10/9/10
5. **158, at Arkansas State, 10/29/22**
6. 160, at Lamar, 10/16/10
7. **165, vs. Nicholls, 9/3/22**
8. 166, vs. Mississippi Valley State, 11/3/11
9. 172, vs. Alabama A&M, 9/16/17
10. 185, vs. Milford (N.Y.) Academy, 11/7/09

Most Total Yards Allowed

1. **677, vs. Western Kentucky, 12/21/22**
2. 617, at Oklahoma State, 9/8/18
3. 586, vs. North Carolina State, 9/26/15
4. 585, vs. Troy, 10/20/16
5. 583, at Georgia Southern, 11/18/17
6. 563, at Memphis, 9/22/18
7. 561, at Tennessee, 11/20/21
- 561, at Nebraska, 9/12/15
9. 556, vs. Georgia State, 11/21/20
10. 555, at ULM, 10/23/21

Fewest Points Allowed

1. 0, vs. Alabama A&M, 9/16/17
- 0, at Lamar, 10/16/10
- 0, vs. Edward Waters (Fla.), 9/25/10
- 0, vs. Pikeville (Ky.), 9/4/10
- 0, vs. Huntingdon (Ala.), 11/12/09
- 0, vs. Army Prep, 9/26/09
7. **3, at Arkansas State, 10/29/22**
- 3, vs. Nicholls, 9/8/12
- 3, vs. Mississippi Valley State, 11/3/11
- 3, vs. Henderson (Ark.) State, 10/29/11
- 3, vs. Kentucky Wesleyan, 10/2/10
- 3, vs. Georgia Military J.C., 10/10/09

Most Points Allowed

1. 63, vs. North Carolina State, 9/26/15
2. 60, at Tennessee, 11/20/21
3. 55, at Oklahoma State, 9/8/18
- 55, at Georgia Southern, 11/28/15
- 52, at Appalachian State, 9/29/18
- 52, at Memphis, 9/22/18
- 52, at Georgia Southern, 11/18/17
- 52, at Louisiana, 11/24/12
9. 49, vs. Arkansas State, 10/13/15
10. 48, at Louisiana, 11/17/18
- 48, at Georgia Southern, 10/6/18
- 48, at Nebraska, 9/12/15

Tackles For Loss

1. 14, vs. ULM, 11/23/13
- 14, vs. Nicholls, 9/8/12
3. 13, vs. Fork Union (Va.) Academy, 10/31/09
4. **12, vs. Texas State, 11/12/22**
5. **11, at Arkansas State, 10/29/22**
- 11, at Texas State, 10/9/21
- 11, vs. Texas State, 9/15/18
- 11, at Oklahoma State, 9/8/18
- 11, vs. West Alabama, 9/1/11
- 11, vs. Missouri S&T, 10/9/10
- 11, vs. Pikeville (Ky.), 9/4/10

Sacks

1. 9, vs. ULM, 11/23/13
2. 8, vs. Fork Union (Va.) Academy, 10/31/09
3. 7, at Idaho, 9/27/14
4. 6, vs. Nicholls, 9/8/12
5. 5, vs. Coastal Carolina, 11/26/21
- 5, vs. Georgia State, 10/18/14
7. **4, at Arkansas State, 10/29/22**
- 4, at Central Michigan 9/10/22**
- 4, vs. Arkansas State, 10/30/21
- 4, vs. Georgia Southern, 10/14/21
- 4, vs. Alcorn State, 9/18/21
- 4, vs. Southern Mississippi, 9/4/21
- 4, vs. Coastal Carolina, 11/23/18
- 4, at Oklahoma State, 9/8/18
- 4, vs. Arkansas State, 11/11/17
- 4, vs. Air Force, 12/30/16
- 4, vs. New Mexico State, 12/3/16
- 4, vs. Georgia State, 10/29/16
- 4, vs. San Diego State, 10/1/16
- 4, at Georgia State, 11/30/13
- 4, at North Carolina State, 9/15/12
- 4, at North Carolina State, 9/17/11
- 4, at UC Davis, 10/23/10
- 4, vs. Kentucky Wesleyan, 10/2/10
- 4, vs. Pikeville (Ky.), 9/4/10
- 4, vs. Huntingdon (Ala.), 11/12/09
- 4, vs. Hargrave (Va.) Academy, 9/5/09

Fumble Recoveries

1. 4, at South Carolina, 11/22/14
- 4, at Lamar, 10/16/10
3. 3, at Troy, 10/11/17
- 3, vs. Appalachian State, 12/5/15
- 3, vs. Navy, 11/28/14
- 3, at Arkansas State, 10/13/12
- 3, vs. Henderson (Ark.) State, 10/29/11
- 3, at Georgia State, 10/22/11
- 3, at North Carolina State, 9/17/11
- 3, vs. Kentucky Wesleyan, 10/2/10
- 3, vs. Army Prep, 9/26/09

Interceptions

1. **4, vs. Louisiana Tech, 9/24/22**
- 4, vs. Arkansas State, 11/11/17
- 4, vs. Henderson (Ark.) State, 10/29/11
- 4, vs. Edward Waters (Fla.), 9/25/10
5. 3, vs. Arkansas State, 10/30/21
- 3, at Texas State, 10/9/21
- 3, vs. Georgia State, 11/21/20
- 3, vs. Louisiana Tech, 9/1/18
- 3, at Idaho, 11/26/16
- 3, at Troy, 10/3/15
- 3, at Tennessee, 9/28/13
- 3, vs. Western Kentucky, 9/14/13
- 3, vs. Troy, 9/29/12
- 3, vs. Georgia Military J.C., 10/10/09
- 3, vs. Hargrave (Va.) Academy, 9/5/09

Interception Return Yards

1. 115, at Texas State, 10/9/21
2. 95, vs. ULM, 10/24/20
3. 84, vs. Texas State, 9/15/18
4. 78, at Idaho, 9/27/14
5. 75, vs. Kentucky Wesleyan, 10/2/10
6. 74, vs. Edward Waters (Fla.), 9/25/10
7. 72, at Tennessee, 9/28/13
8. 66, vs. Fork Union (Va.) Academy, 10/31/09
9. 50, vs. Louisiana-Lafayette, 12/7/13
10. 49, vs. Western Kentucky, 9/14/13
- 49, vs. Milford (N.Y.) Academy, 11/7/09

Total Turnovers Forced

1. 7, vs. Henderson (Ark.) State, 10/29/11
- 6, vs. Arkansas State, 11/11/17
3. **5, vs. Louisiana Tech, 9/24/22**
- 5, at South Carolina, 11/22/14
- 5, vs. Troy, 9/29/12
- 5, vs. Kentucky Wesleyan, 10/2/10
- 5, vs. Army Prep, 9/26/09
8. 4, at Appalachian State, 11/13/21
- 4, vs. Arkansas State, 10/30/21
- 4, vs. Southern Mississippi, 9/4/21
- 4, vs. Georgia State, 11/21/20
- 4, at Troy, 10/11/17
- 4, vs. Appalachian State, 12/5/15
- 4, vs. Louisiana, 12/7/13
- 4, at Hawai'i, 12/1/12
- 4, at Lamar, 10/16/10
- 4, vs. Edward Waters (Fla.), 9/25/10
- 4, vs. Fork Union (Va.) Academy, 10/31/09
- 4, vs. Georgia Military J.C., 10/10/09
- 4, vs. Hargrave (Va.) Academy, 9/5/09

TEAM GAME RECORDS (ALL GAMES)

Passes Broken Up

- 9, vs. Kent State, 9/6/14
9, vs. Henderson (Ark.) State, 11/6/10
- 8, vs. Arkansas State, 11/29/19
8, vs. Idaho, 9/23/17
8, at UC Davis, 10/23/10
- 7, vs. Louisiana Tech, 9/24/22**
7, at Louisiana, 11/14/20
7, at New Mexico State, 12/2/17
7, at Idaho, 9/27/14
7, vs. Tennessee-Martin, 10/15/11
7, at Lamar, 10/16/10

Blocked Kicks

- 3, vs. Florida Atlantic, 10/20/12
- 1, at Georgia Southern, 11/5/22**
1, at Arkansas State, 10/29/22
1, vs. Alcorn State, 9/18/21
1, vs. Troy, 12/5/20
1, vs. Georgia Southern, 10/3/19
1, at Nebraska, 8/31/19
1, at Memphis, 9/22/18
1, vs. Texas State, 9/15/18
1, vs. Alabama A&M, 9/16/17
1, vs. Presbyterian, 11/19/16
1, at Mississippi State, 9/3/16
1, at Georgia Southern, 11/28/15
1, vs. Louisiana, 11/12/15
1, vs. Idaho, 11/7/15
1, at Appalachian State, 10/4/14
1, vs. Kent State, 10/19/13
1, at Tulane, 9/7/13
1, at Arkansas State, 10/13/12
1, vs. Troy, 9/29/12
1, vs. Mississippi Valley State, 11/3/11
1, at Georgia State, 10/22/11
1, at Texas-San Antonio, 10/8/11
1, at Kent State, 9/24/11
1, vs. Henderson (Ark.) State, 11/6/10
1, vs. Georgia State, 10/30/10
1, vs. Missouri S&T, 10/9/10
1, vs. Nicholls, 9/18/10
1, vs. Army Prep, 9/26/09
1, vs. Hargrave (Va.) Academy, 9/5/09

Punts

- 10, vs. Appalachian State, 10/26/19
10, at Oklahoma State, 9/8/18
10, at Kent State, 9/6/14
- 9, at Arkansas State, 11/3/18
9, at Appalachian State, 9/29/18
9, at Georgia Southern, 11/18/17
9, vs. Arkansas State, 11/11/17
9, vs. Troy, 10/20/16
9, vs. Troy, 9/29/12
- 8, at Arkansas State, 10/29/22**
8, vs. Southern Mississippi, 9/4/21
8, vs. Georgia Southern, 10/3/19
8, at Troy, 10/11/17
8, at Texas State, 10/24/15
8, vs. Arkansas State, 10/13/15
8, vs. Georgia Southern, 9/20/14

Yards Punting

- 429, vs. Troy, 10/20/16
429, at Kent State, 9/6/14
- 411, at Georgia Southern, 11/18/17
- 397, at Oklahoma State, 9/8/18
- 391, at Arkansas State, 11/3/18
- 382, vs. Appalachian State, 10/26/19
- 380, at Troy, 10/11/17
- 365, vs. Troy, 9/29/12
- 357, vs. Georgia Southern, 10/3/19
- 356, vs. Arkansas State, 11/11/17

Punting Average

- 63.0, vs. Coastal Carolina, 11/26/21
- 59.0, vs. Henderson (Ark.) State, 11/6/10
- 57.0, vs. Army Prep, 9/26/09
- 53.0, vs. Old Dominion, 11/26/22**
53.0, at Troy, 11/6/21
- 52.0, vs. Navy, 11/28/14
- 51.7, at ULM, 10/23/21
- 50.3, vs. Louisiana, 11/4/17
- 49.8, at Arkansas State, 10/15/16
- 49.6, at Georgia State, 11/23/19

Punting Average (minimum 4)

- 52.0, vs. Navy, 11/28/14
- 50.3, vs. Louisiana, 11/4/17
- 49.8, at Arkansas State, 10/15/16
- 49.6, at Georgia State, 11/23/19
- 48.8, at South Carolina, 11/22/14
- 48.4, vs. Oklahoma State, 9/8/17
48.4, vs. Bowling Green, 12/20/14
- 48.0, vs. Louisiana Tech, 9/1/18
- 47.8, at Texas State, 11/9/19
- 47.7, vs. Troy, 10/20/16

Kick Returns

- 8, vs. Cal Poly, 11/19/11
- 7, vs. Bowling Green, 12/20/14
7, at Navy, 11/16/13
- 6, vs. Nicholls, 9/24/16
6, at ULM, 10/27/12
6, vs. Georgia State, 10/30/10
- 5, vs. Arkansas State, 11/29/19
5, vs. Louisiana, 11/16/19
5, at Texas State, 11/9/19
5, at Nebraska, 8/31/19
5, at Louisiana, 11/17/18
5, at Arkansas State, 11/3/18
5, vs. Texas State, 9/15/18
5, at Oklahoma State, 9/8/18
5, vs. Louisiana Tech, 9/1/18
5, at New Mexico State, 12/2/17
5, vs. Appalachian State, 12/5/15
5, vs. Idaho, 11/7/15
5, at Nebraska, 9/12/15
5, vs. Navy, 11/28/14
5, at Hawai'i, 12/1/12
5, at Louisiana, 11/24/12
5, at Georgia State, 10/22/11
5, at North Carolina State, 9/17/11
5, vs. Henderson (Ark.) State, 11/6/10

Kick Return Yards

- 181, vs. Idaho, 11/7/15
- 180, at Georgia State, 10/22/11
- 153, vs. Nicholls, 9/24/16
- 140, vs. Appalachian State, 12/5/15
- 139, vs. Bowling Green, 12/20/14
- 133, vs. Nicholls, 9/18/10
- 132, at New Mexico State, 12/2/17
- 131, vs. Louisiana Tech, 9/1/18
- 129, at Navy, 11/16/13
- 123, vs. Georgia State, 10/30/10

Punt Returns

- 6, vs. Nicholls, 9/3/22**
6, vs. Huntingdon (Ala.), 11/12/09
- 5, at Tulane, 9/7/13
5, vs. Tennessee-Martin, 10/15/11
5, at Kent State, 9/24/11
5, vs. Lamar, 9/10/11
5, vs. Fork Union (Va.) Academy, 10/31/09
- 4, vs. Presbyterian, 11/19/16
4, vs. Idaho, 11/7/15
4, vs. Edward Waters (Fla.), 9/25/10

Punt Return Yards

- 108, vs. Edward Waters (Fla.), 9/25/10
- 93, vs. Pikeville (Ky.), 9/4/10
- 88, vs. Alabama State, 10/13/18
- 77, vs. Louisiana Tech, 9/24/22**
- 73, vs. Fork Union (Va.) Academy, 10/31/09
- 72, vs. Nicholls, 9/3/22**
- 55, vs. Missouri S&T, 10/9/10
- 53, at Tulane, 9/7/13
53, vs. Army Prep, 9/26/09
- 51, vs. Georgia State, 10/18/14

OPPONENT TEAM GAME RECORDS (ALL GAMES)

Scoring

- 63, North Carolina State, 9/26/15
- 60, Tennessee, 11/20/21
- 55, Oklahoma State, 9/8/18
- 55, Georgia Southern, 11/28/15
- 52, Appalachian State, 9/29/18
- 52, Memphis, 9/29/18
- 52, Georgia Southern, 11/18/17
- 52, Georgia Southern, 11/28/15
- 52, Louisiana, 11/24/12
- 49, Arkansas State, 10/13/15
- 48, Louisiana, 11/17/18
- 48, Georgia Southern, 10/6/18
- 48, Nebraska, 9/12/15

Total Touchdowns

- 9, North Carolina State, 9/26/15
- 8, Tennessee, 11/20/21
- 7, Appalachian State, 9/29/18
- 7, Memphis, 9/29/18
- 7, Oklahoma State, 9/8/18
- 7, Georgia Southern, 11/18/17
- 7, Georgia Southern, 11/28/15
- 7, Louisiana, 11/24/12
- 6, UAB, 9/24/20
- 6, Louisiana, 11/17/18
- 6, Georgia Southern, 10/6/18
- 6, Ole Miss, 9/2/17
- 6, Air Force, 12/30/16
- 6, ULM, 11/5/16
- 6, Idaho, 11/7/15
- 6, Arkansas State, 10/13/15
- 6, Nebraska, 9/12/15
- 6, Navy, 11/28/14
- 6, Arkansas State, 11/8/14

Rushing Touchdowns

- 7, North Carolina State, 9/26/15
- 6, Georgia Southern, 11/28/15
- 6, Navy, 11/28/14
- 5, Tennessee, 11/20/21
- 5, Memphis, 9/29/18
- 5, Georgia Southern, 11/18/17
- 4, Georgia State, 11/21/20
- 4, UAB, 9/24/20
- 4, Tulane, 9/24/20
- 4, Georgia Southern, 10/6/18
- 4, Appalachian State, 9/29/18
- 4, Oklahoma State, 9/8/18
- 4, Air Force, 12/30/16
- 4, Idaho, 11/7/15
- 4, Texas State, 10/24/15
- 4, Georgia Southern, 9/20/14
- 4, Navy, 11/16/13
- 4, Louisiana, 11/24/12
- 4, Cal Poly, 11/19/11

Passing Touchdowns

- 4, **Western Kentucky, 12/21/22**
- 4, **ULM, 10/15/22**
- 4, ULM, 10/23/21
- 4, Arkansas State, 11/28/20
- 4, Ole Miss, 9/2/17
- 4, Troy, 10/5/13
- 4, ULM, 10/27/12
- 4, North Carolina State, 9/17/11
- 3, **26x, last UCLA, 9/17/22**

Extra Points

- 9, North Carolina State, 9/26/15
- 8, Tennessee, 11/20/21
- 7, Appalachian State, 9/29/18
- 7, Memphis, 9/29/18
- 7, Oklahoma State, 9/8/18
- 7, Georgia Southern, 11/18/17
- 7, Georgia Southern, 11/28/15
- 7, Louisiana, 11/24/12
- 6, UAB, 9/24/20
- 6, Louisiana, 11/17/18
- 6, Georgia Southern, 10/6/18
- 6, ULM, 11/5/16
- 6, Idaho, 11/7/15
- 6, Nebraska, 9/12/15
- 6, Navy, 11/28/14
- 6, Arkansas State, 11/8/14

Extra-Point Attempts

- 9, North Carolina State, 9/26/15
- 8, Tennessee, 11/20/21
- 7, Appalachian State, 9/29/18
- 7, Memphis, 9/29/18
- 7, Oklahoma State, 9/8/18
- 7, Georgia Southern, 11/18/17
- 7, Georgia Southern, 11/28/15
- 7, Louisiana, 11/24/12
- 6, UAB, 9/24/20
- 6, Louisiana, 11/17/18
- 6, Georgia Southern, 10/6/18
- 6, Ole Miss, 9/2/17
- 6, ULM, 11/5/16
- 6, Idaho, 11/7/15
- 6, Nebraska, 9/12/15
- 6, Navy, 11/28/14
- 6, Arkansas State, 11/8/14

Field Goals

- 4, **UCLA, 9/17/22**
- 4, Louisiana, 11/1/14
- 4, Texas State, 10/26/13
- 4, Texas-San Antonio, 9/1/12
- 3, **Western Kentucky, 12/21/22**
- 3, Coastal Carolina, 11/7/20
- 3, Arkansas State, 11/29/19
- 3, Louisiana, 11/16/19
- 3, Texas State, 11/9/19
- 3, Appalachian State, 10/26/19
- 3, Troy, 10/16/19
- 3, New Mexico State, 12/2/17
- 3, Idaho, 9/23/17
- 3, Oklahoma State, 9/8/17
- 3, Air Force, 12/30/16
- 3, South Carolina, 11/22/14
- 3, Southern Utah, 8/29/13
- 3, Hawai'i, 12/1/12
- 3, Mississippi State, 9/22/12

Field-Goal Attempts

- 5, Florida Atlantic, 10/20/12
- 4, **Western Kentucky, 12/21/22**
- 4, **UCLA, 9/17/22**
- 4, Texas State, 11/9/19
- 4, Appalachian State, 10/26/19
- 4, Troy, 10/16/19
- 4, Georgia Southern, 10/3/19
- 4, Oklahoma State, 9/8/17
- 4, Mississippi State, 9/3/16
- 4, Texas State, 11/15/14
- 4, Louisiana, 11/1/14
- 4, Texas State, 10/26/13
- 4, Middle Tennessee, 11/17/12
- 4, Mississippi State, 9/22/12
- 4, Texas-San Antonio, 9/1/12

Rush Attempts

- 68, Georgia Southern, 11/18/17
- 66, Georgia Southern, 10/3/19
- 63, Air Force, 12/30/16
- 63, Georgia Southern, 9/10/16
- 60, Cal Poly, 11/19/11
- 56, Georgia Southern, 11/28/15
- 54, Arkansas State, 10/15/16
- 54, Navy, 11/28/14
- 53, Arkansas State, 10/13/15
- 53, Gardner-Webb, 9/5/15
- 53, Texas State, 10/26/13

Yards Rushing

- 489, Georgia Southern, 11/28/15
- 388, Navy, 11/28/14
- 356, Georgia Southern, 11/18/17
- 353, New Mexico State, 12/3/16
- 351, Navy, 11/16/13
- 348, Appalachian State, 9/29/18
- 335, Georgia Southern, 9/20/14
- 330, North Carolina State, 9/26/15
- 319, Texas State, 10/24/15
- 315, Coastal Carolina, 10/26/21

Fewest Rush Attempts

- 18, **Georgia Southern, 11/5/22**
- 19, **Arkansas State, 10/29/22**
- 19, Bowling Green, 9/11/21
- 19, Georgia State, 10/30/10
- 20, Troy, 10/11/17
- 22, Henderson (Ark.) State, 11/6/10
- 23, New Mexico State, 12/2/17
- 23, Kentucky Wesleyan, 10/2/10
- 24, Louisiana, 11/12/15
- 24, Henderson (Ark.) State, 10/29/11

Fewest Yards Rushing

- 22, Fork Union (Va.) Academy, 10/31/09
- 19, **Arkansas State, 10/29/22**
- 3, Pikeville (Ky.), 9/4/10
- 9, Bowling Green, 9/11/21
- 19, Kentucky Wesleyan, 10/2/10
- 22, Nicholls, 9/8/12
- 24, Georgia State, 11/30/13
- 30, Troy, 10/11/17
- 30, Idaho, 9/27/14
- 32, Alcorn State, 10/1/22

Pass Attempts

- 61, New Mexico State, 12/2/17
- 55, **Western Kentucky, 12/21/22**
- 47, **Central Michigan, 9/10/22**
- 47, Troy, 10/11/17
- 47, Western Kentucky, 9/14/13
- 47, Tulane, 9/7/13
- 45, **Georgia Southern, 11/5/22**
- 45, Arkansas State, 11/11/17
- 44, Georgia State, 11/21/15
- 44, Texas State, 11/15/14

OPPONENT TEAM GAME RECORDS (ALL GAMES)

Completions

- 40, New Mexico State, 12/2/17
- 36, Western Kentucky, 12/21/22**
34, Troy, 12/5/20
- 29, Tulane, 9/7/13
- 28, Texas State, 10/17/20
28, ULM, 11/10/18
28, Arkansas State, 11/11/17
28, Ole Miss, 9/2/17
28, Troy, 10/20/16
- 27, Arkansas State, 11/3/18
27, Georgia State, 11/21/15
27, Western Kentucky, 9/14/13
27, Florida Atlantic, 10/20/12

Yards Passing

- 522, Western Kentucky, 12/21/22**
- 453, Oklahoma State, 9/8/18
- 451, New Mexico State, 12/2/17
- 429, Ole Miss, 9/2/17
- 395, Troy, 10/20/16
- 376, ULM, 11/10/18
- 373, Texas State, 11/9/19
- 371, ULM, 10/15/22
- 369, ULM, 10/23/21**
369, Bowling Green, 12/20/14

Fewest Pass Attempts

- 4, Navy, 11/28/14
- 7, Georgia Southern, 11/28/15
- 8, Georgia Southern, 10/6/18
- 9, Georgia Southern, 10/29/20
- 10, Air Force, 12/30/16
10, Georgia Southern, 9/10/16
- 11, Georgia Southern, 9/20/14
- 13, Arkansas State, 10/15/16
13, Cal Poly, 11/19/11
13, Arkansas-Monticello, 11/11/10
13, Army Prep, 9/26/09

Fewest Completions

- 1, Navy, 11/28/14
- 2, Edward Waters (Fla.), 9/25/10
- 4, Georgia Southern, 11/28/15
- 5, Georgia Southern, 10/29/20
5, Georgia Southern, 10/6/18
5, Army Prep, 9/26/09
- 6, Georgia Southern, 9/20/14
6, Arkansas-Monticello, 11/11/10
- 7, Louisiana, 10/2/21
7, Air Force, 12/30/16
7, Georgia Southern, 9/10/16
7, Mississippi Valley State, 11/3/11
7, Lamar, 9/10/11

Fewest Yards Passing

- 42, Navy, 11/28/14
- 47, Edward Waters (Fla.), 9/25/10
- 53, Georgia Southern, 11/28/15
- 58, Louisiana, 10/2/21
- 67, Mississippi Valley State, 11/3/11
- 69, Nicholls, 9/24/16
- 78, Georgia Southern, 10/3/19
78, Presbyterian, 11/19/16
- 83, Missouri S&T, 10/9/10
- 85, Georgia Southern, 9/20/14
85, Pikeville (Ky.), 9/4/10

Total Offense Yards

- 677, Western Kentucky, 12/21/22**
- 617, Oklahoma State, 9/8/18
- 586, North Carolina State, 9/26/15
- 585, Troy, 10/20/16
- 583, Georgia Southern, 11/18/17
- 563, Memphis, 9/22/18
- 561, Tennessee, 10/20/21
561, Nebraska, 9/12/15
- 556, Georgia State, 11/21/20
- 555, ULM, 10/23/21

Fewest Total Offense Yards

- 88, Pikeville (Ky.), 9/4/10
- 118, Nicholls, 9/8/12
- 144, Edward Waters (Fla.), 9/25/10
- 154, Missouri S&T, 10/9/10
- 160, Lamar, 10/16/10
- 166, Mississippi Valley State, 11/3/11
- 172, Alabama A&M, 9/16/17
- 185, Milford (N.Y.) Academy, 11/7/09
- 191, Fork Union (Va.) Academy, 10/31/09
- 210, Henderson (Ark.) State, 10/29/11

First Downs

- 32, Oklahoma State, 9/8/18
- 31, Memphis, 9/22/18
31, Nebraska, 9/12/15
- 30, Western Kentucky, 12/21/22**
- 29, Oklahoma State, 9/8/17
- 28, Tennessee, 11/20/21
28, Troy, 10/16/19
28, Appalachian State, 9/29/18
28, Troy, 10/20/16
28, Navy, 11/16/13
28, Troy, 9/29/12

Fewest First Downs

- 5, Edward Waters (Fla.), 9/25/10
- 9, Lamar, 9/10/11
9, Army Prep, 9/26/09
- 10, Nicholls, 9/3/22**
10, Georgia Southern, 10/14/21
10, Bowling Green, 9/11/21
10, Nicholls, 9/18/10
10, Pikeville (Ky.), 9/4/10
10, Fork Union (Va.) Academy, 10/31/09
10, Georgia Military J.C., 10/10/09

First Downs Rushing

- 20, Navy, 11/16/13
- 18, Georgia Southern, 10/3/19
18, Georgia Southern, 11/18/17
18, Georgia Southern, 11/28/15
- 17, Troy, 10/16/19
- 15, Coastal Carolina, 11/26/21
15, Tennessee, 11/20/21
15, Appalachian State, 9/29/18
15, Georgia Southern, 9/10/16
15, North Carolina State, 9/26/15
15, Navy, 11/28/14

First Downs Passing

- 23, New Mexico State, 12/2/17
- 21, Western Kentucky, 12/21/22**
21, Oklahoma State, 9/8/18
- 19, Oklahoma State, 9/8/17
- 17, Georgia State, 11/21/15
- 16, Troy, 12/5/20
16, ULM, 11/10/18
16, Ole Miss, 9/2/17
16, Nebraska, 9/12/15
16, Florida Atlantic, 10/20/12

Tackles For Loss

- 13, Tennessee, 11/20/21
- 12, Arkansas State, 11/28/20
12, Georgia State, 11/21/20
12, Tulane, 9/12/20
12, Arkansas State, 10/13/15
12, North Carolina State, 9/15/12
- 11, Coastal Carolina, 11/26/21
11, Southern Mississippi, 9/4/21
11, Georgia Southern, 10/29/20
11, Oklahoma State, 9/8/18
11, Mississippi State, 9/3/16

Sacks

- 7, Georgia State, 11/21/20
7, North Carolina State, 9/15/12
- 6, Troy, 10/20/16
6, Arkansas State, 10/15/16
6, Arkansas State, 10/13/15
6, Mississippi State, 9/13/14
6, Hawai'i, 12/1/12
- 5, Troy, 12/5/20
5, Coastal Carolina, 11/7/20
5, Georgia Southern, 10/29/20
5, Tulane, 9/12/20
5, UAB, 9/21/19
5, New Mexico State, 12/2/17
5, Troy, 10/3/15

Fumble Recoveries

- 4, Alcorn State, 9/18/21
- 3, Texas State, 9/15/18
3, Texas State, 11/15/14
3, Texas-San Antonio, 9/1/12
- 2, Coastal Carolina, 11/7/20
2, Memphis, 9/14/19
2, Nebraska, 8/31/19
2, Louisiana, 11/17/18
2, Georgia Southern, 10/6/18
2, Memphis, 9/22/18
2, Louisiana Tech, 9/1/18
2, Air Force, 12/30/16
2, Idaho, 11/7/15
2, Arkansas State, 10/13/15
2, Nebraska, 9/12/15
2, Bowling Green, 12/20/14
2, Mississippi State, 9/13/14
2, North Texas, 11/10/12
2, Florida International, 11/3/12
2, Troy, 9/29/12
2, Nicholls, 9/8/12
2, Henderson (Ark.) State, 10/29/11
2, Henderson (Ark.) State, 11/6/10
2, UC Davis, 10/23/10
2, Missouri S&T, 10/9/10
2, Milford (N.Y.) Academy, 11/7/09
2, Fork Union (Va.) Academy, 10/31/09
2, Louisburg (N.C.) J.C., 10/17/09

OPPONENT TEAM GAME RECORDS (ALL GAMES)

Interceptions

- 4, Nicholls, 9/24/16
- 4, South Carolina, 11/22/14
- 4, Georgia State, 10/22/11
- 3, Coastal Carolina, 11/26/21
- 3, Nebraska, 8/31/19
- 3, Troy, 10/23/18
- 3, Appalachian State, 12/5/15
- 3, Arkansas State, 10/13/15
- 3, Arkansas State, 11/8/14
- 3, Tennessee, 9/28/13
- 3, Middle Tennessee, 11/17/12
- 3, Cal Poly, 11/19/11
- 3, Kent State, 9/24/11
- 3, West Alabama, 9/1/11

Interception Return Yards

- 148, Troy, 10/23/18
- 113, Mississippi State, 9/22/12
- 110, Appalachian State, 11/13/21
- 97, Arkansas State, 10/13/15
- 92, South Carolina, 11/22/14
- 86, Nebraska, 8/31/19
- 85, Louisiana, 11/12/15
- 81, Arkansas State, 11/8/14
- 60, Georgia Southern, 9/20/14
- 58, Georgia Southern, 10/6/18

Total Turnovers Forced

- 5, Nebraska, 8/31/19
- 5, South Carolina, 11/22/14
- 5, Georgia State, 10/22/11
- 4, Alcorn State, 9/18/21
- 4, Georgia Southern, 10/6/18
- 4, Louisiana Tech, 9/1/18
- 4, Nicholls, 9/24/16
- 4, Appalachian State, 12/5/15
- 4, Bowling Green, 12/20/14
- 4, Texas State, 11/15/14
- 4, Arkansas State, 11/8/14
- 4, Mississippi State, 9/13/14
- 4, Middle Tennessee, 11/17/12
- 4, Florida International, 11/3/12
- 4, Troy, 9/29/12
- 4, Texas-San Antonio, 9/1/12
- 4, Cal Poly, 11/19/11
- 4, Kent State, 9/24/11
- 4, West Alabama, 9/1/11
- 4, UC Davis, 10/23/10

Passes Broken Up

- 9, Louisiana, 11/14/20
- 9, Georgia State, 11/21/15
- 8, ULM, 11/5/16
- 8, Tulane, 9/7/13
- 8, Louisiana, 11/24/12
- 7, Georgia Southern, 11/18/17
- 7, Georgia State, 10/26/17
- 7, Louisiana Tech, 9/30/17
- 7, San Diego State, 9/19/15
- 7, Tennessee, 9/28/13
- 7, Hawai'i, 12/1/12
- 7, North Texas, 11/10/12
- 7, Florida International, 11/3/12

Blocked Kicks

- 1, Louisiana, 10/2/21
- 1, Bowling Green, 9/11/21
- 1, Troy, 12/5/20
- 1, Arkansas State, 11/29/19
- 1, Louisiana, 11/16/19
- 1, Appalachian State, 10/26/19
- 1, Georgia Southern, 10/3/19
- 1, ULM, 11/10/18
- 1, Appalachian State, 9/29/18
- 1, Memphis, 9/22/18

- 1, Texas State, 9/15/18
- 1, Louisiana Tech, 9/1/18
- 1, Arkansas State, 11/11/17
- 1, Idaho, 11/26/16
- 1, ULM, 11/5/16
- 1, Nicholls, 9/24/16
- 1, Troy, 10/24/14
- 1, Appalachian State, 10/4/14
- 1, Mississippi State, 9/13/14
- 1, Troy, 10/5/13
- 1, Southern Utah, 8/29/13
- 1, Louisiana, 11/24/12
- 1, ULM, 10/27/12
- 1, Troy, 9/29/12
- 1, Texas-San Antonio, 9/1/12
- 1, Mississippi Valley State, 11/3/11
- 1, Henderson (Ark.) State, 10/29/11
- 1, Tennessee-Martin, 10/15/11
- 1, Lamar, 10/16/10
- 1, Nicholls, 9/18/10

Punts

- 11, Milford (N.Y.) Academy, 11/7/09
- 9, Arkansas State, 10/29/22**
- 9, ULM, 11/23/13
- 9, North Texas, 11/10/12
- 9, Edward Waters (Fla.), 9/25/10
- 9, Huntingdon (Ala.), 11/12/09
- 9, Louisburg (N.C.) J.C., 10/17/09
- 8, Southern Mississippi, 9/4/21
- 8, Georgia Southern, 10/3/19
- 8, Alabama A&M, 9/16/17
- 8, Presbyterian, 11/19/16
- 8, Nicholls, 9/24/16
- 8, Kent State, 9/6/14
- 8, Louisiana, 12/7/13
- 8, Florida International, 11/3/12
- 8, Nicholls, 9/8/12
- 8, Lamar, 9/10/11
- 8, UC Davis, 10/23/10
- 8, Lamar, 10/16/10
- 8, Pikeville (Ky.), 9/4/10

Yards Punting

- 384, Louisiana, 12/7/13
- 383, Southern Mississippi, 9/4/21
- 378, ULM, 11/23/13
- 356, North Texas, 11/10/12
- 350, Huntingdon (Ala.), 11/12/09
- 348, Nicholls, 9/24/16
- 342, Nicholls, 9/8/12
- 334, Texas State, 10/24/15
- 331, Kent State, 9/6/14
- 330, Bowling Green, 12/20/14

Punting Average

- 51.0, Hawai'i, 12/1/12
- 50.8, Central Michigan, 9/10/22**
- 50.8, Louisiana, 10/2/21
- 50.8, Arkansas State, 11/29/19
- 49.8, Idaho, 9/27/14
- 49.0, Cal Poly, 11/19/11
- 48.3, Georgia Southern, 10/14/21
- 48.2, Memphis, 9/14/19
- 48.2, Middle Tennessee, 11/17/12
- 48.0, New Mexico State, 12/2/17
- 48.0, ULM, 10/21/17
- 48.0, Louisiana, 12/7/13

Kick Return Yards

- 232, Arkansas State, 10/30/21
- 211, Henderson (Ark.) State, 11/6/10
- 179, Milford (N.Y.) Academy, 11/7/09
- 166, Nicholls, 9/24/16
- 164, Ole Miss, 9/2/17
- 153, Tulane, 9/7/13
- 152, Edward Waters (Fla.), 9/25/10
- 149, Pikeville (Ky.), 9/4/10
- 147, Georgia State, 10/30/10
- 142, Idaho, 11/7/15

Punt Returns

- 6, Troy, 10/11/17
- 5, San Diego State, 9/19/15
- 5, Mississippi State, 9/22/12
- 5, Nicholls, 9/8/12
- 5, Tennessee-Martin, 10/15/11
- 4, Arkansas State, 11/29/19
- 4, Nebraska, 8/31/19
- 4, Arkansas State, 11/3/18
- 4, Louisiana, 11/4/17
- 4, Georgia Southern, 11/28/15
- 4, Arkansas State, 10/13/15
- 4, North Carolina State, 9/26/15
- 4, South Carolina, 11/22/14
- 4, Arkansas State, 11/8/14
- 4, Georgia State, 11/30/13
- 4, Florida Atlantic, 10/20/12
- 4, Georgia Military J.C., 10/10/09

Punt Return Yards

- 111, Georgia Southern, 11/28/15
- 106, San Diego State, 9/19/15
- 80, Nebraska, 8/31/19
- 72, Louisiana, 11/16/19
- 68, North Carolina State, 9/26/15
- 58, Appalachian State, 9/29/18
- 58, Georgia State, 11/30/13
- 50, Louisiana, 11/4/17
- 48, Tennessee-Martin, 10/15/11
- 47, Tennessee, 10/20/21

OPPONENT INDIVIDUAL GAME RECORDS (ALL GAMES)

Scoring

- 24, Brent Leonard, ULM, 10/27/12
- 18, **Tyrone Howell, ULM, 10/15/22**
18, Tucker Gregg, Georgia State, 11/21/20
18, Spencer Brown, UAB, 9/24/20
18, Ja'Marcus Bradley, Louisiana, 11/17/18
18, Elijah Mitchell, Louisiana, 11/17/18
18, Isaiah Saunders, Idaho, 11/26/16
18, Robert Lowe, Texas State, 10/24/15
18, Matthew Dayes, North Carolina State, 9/26/15
18, Terrell Newby, Nebraska, 9/12/15
18, Keenan Reynolds, Navy, 11/28/14
18, Quentin Sims, Tennessee-Martin, 10/15/11

Total Touchdowns

- 4, Brent Leonard, ULM, 10/27/12
- 3, **Tyrone Howell, ULM, 10/15/22**
3, Tucker Gregg, Georgia State, 11/21/20
3, Spencer Brown, UAB, 9/24/20
3, Ja'Marcus Bradley, Louisiana, 11/17/18
3, Elijah Mitchell, Louisiana, 11/17/18
3, Isaiah Saunders, Idaho, 11/26/16
3, Robert Lowe, Texas State, 10/24/15
3, Matthew Dayes, North Carolina State, 9/26/15
3, Terrell Newby, Nebraska, 9/12/15
3, Keenan Reynolds, Navy, 11/28/14
3, Quentin Sims, Tennessee-Martin, 10/15/11

Extra Points

- 9, Kyle Bambard, North Carolina State, 9/26/15
- 8, Chase McGrath, Tennessee, 11/20/21
- 7, Chandler Staton, Appalachian State, 9/29/18
7, Riley Patterson, Memphis, 9/22/18
7, Matt Ammendola, Oklahoma State, 9/8/18
7, Tyler Bass, Georgia Southern, 11/18/17
7, Younghoe Koo, Georgia Southern, 11/28/15
7, Brett Baer, Louisiana, 11/24/12
- 6, Matt Quinn, UAB, 9/24/20
6, Kyle Pfau, Louisiana, 11/17/18
6, Tyler Bass, Georgia Southern, 10/6/18
6, Craig Ford, ULM, 11/5/16
6, Austin Rehkow, Idaho, 11/7/15
6, Drew Brown, Nebraska, 9/12/15
6, Austin Grebe, Navy, 11/28/14
6, Luke Ferguson, Arkansas State, 11/8/14

Extra-Point Attempts

- 9, Kyle Bambard, North Carolina State, 9/26/15
- 8, Chase McGrath, Tennessee, 11/20/21
- 7, Chandler Staton, Appalachian State, 9/29/18
7, Riley Patterson, Memphis, 9/22/18
7, Matt Ammendola, Oklahoma State, 9/8/18
7, Tyler Bass, Georgia Southern, 11/18/17
7, Younghoe Koo, Georgia Southern, 11/28/15
7, Brett Baer, Louisiana, 11/24/12
- 6, Matt Quinn, UAB, 9/24/20
6, Kyle Pfau, Louisiana, 11/17/18
6, Tyler Bass, Georgia Southern, 10/6/18
6, Gary Wunderlich, Ole Miss, 9/21/17
6, Craig Ford, ULM, 11/5/16
6, Austin Rehkow, Idaho, 11/7/15
6, Drew Brown, Nebraska, 9/12/15
6, Austin Grebe, Navy, 11/28/14
6, Luke Ferguson, Arkansas State, 11/8/14

Field Goals

- 4, **Nicholas Barr-Mira, UCLA, 9/17/22**
4, Hunter Stover, Louisiana, 11/1/14
4, Jason Dann, Texas State, 10/26/13
4, Sean Ianno, Texas-San Antonio, 9/1/12
- 3, **Cory Munson, Western Kentucky, 12/21/22**
3, Massimo Biscardi, Coastal Carolina, 11/7/20
3, Blake Grupe, Arkansas State, 11/29/19
3, Stevie Artigue, Louisiana, 11/16/19
3, Joshua Rowland, Texas State, 11/9/19
3, Chandler Staton, Appalachian State, 10/26/19
3, Tyler Sumpter, Troy, 10/16/19
3, Dylan Brown, New Mexico State, 12/2/17
3, Cade Coffey, Idaho, 9/23/17
3, Matt Ammendola, Oklahoma State, 9/8/17
3, Luke Strebler, Air Force, 12/30/16
3, Elliott Fry, South Carolina, 11/22/14
3, Colton Cook, Southern Utah, 8/29/13
3, Tyler Hadden, Hawai'i, 12/1/12
3, Devon Bell, Mississippi State, 9/22/12

Field-Goal Attempts

- 5, Mitch Anderson, Florida Atlantic, 10/20/12
- 4, **Western Kentucky, 12/21/22**
4, **Nicholas Barr-Mira, UCLA, 9/17/22**
4, Joshua Rowland, Texas State, 11/9/19
4, Chandler Staton, Appalachian State, 10/26/19
4, Tyler Sumpter, Troy, 10/16/19
4, Tyler Bass, Georgia Southern, 10/3/19
4, Westin Graves, Mississippi State, 9/3/16
4, Will Johnson, Texas State, 11/15/14
4, Hunter Stover, Louisiana, 11/1/14
4, Jason Dann, Texas State, 10/26/13
4, Carlos Lopez, Middle Tennessee, 11/17/12
4, Sean Ianno, Texas-San Antonio, 9/1/12

Rush Attempts

- 35, Elijah Penny, Idaho, 11/7/15
- 30, Robert Lowe, Texas State, 10/24/15
- 28, Donnell Pumphrey, San Diego State, 9/19/15
28, Terrell Newby, Nebraska, 9/12/15
- 27, Kedrick Rhodes, Florida International, 11/3/12
27, Trayion Durham, Kent State, 9/24/11
27, Alex Baronich, Huntingdon (Ala.), 11/12/09
- 26, Brandon Burks, Troy, 10/3/15
- 25, Donnell Pumphrey, San Diego State, 10/1/16
25, Dontrell Taylor, Nicholls, 9/24/16
25, Rajion Neal, Tennessee, 9/28/13

Yards Rushing

- 248, Robert Lowe, Texas State, 10/24/15
- 223, Elijah McGuire, Louisiana, 9/17/16
- 211, Shermari Jones, Coastal Carolina, 11/26/21
- 198, Terrell Newby, Nebraska, 9/12/15
- 192, Marcus Cox, Appalachian State, 12/5/15
- 188, Darrell Henderson, Memphis, 9/22/18
- 187, Matt Breida, Georgia Southern, 11/28/15
187, Matt Breida, Georgia Southern, 9/20/14
- 170, B.J. Smith, Troy, 10/23/18
170, Larry Rose III, New Mexico State, 12/3/16

Rushing Touchdowns

- 3, Tucker Gregg, Georgia State, 11/21/20
3, Spencer Brown, UAB, 9/24/20
3, Elijah Mitchell, Louisiana, 11/17/18
3, Isaiah Saunders, Idaho, 11/26/16
3, Robert Lowe, Texas State, 10/24/15
3, Matthew Dayes, North Carolina State, 9/26/15
3, Keenan Reynolds, Navy, 11/28/14
- 2, Jabari Small, Tennessee, 11/20/21
2, Jamontez Woods, Troy, 11/6/21
2, Wesley Kennedy III, Georgia Southern, 10/29/20
2, Cameron Carroll, Tulane, 9/12/20
2, Spencer Brown, UAB, 9/21/19
2, Dedrick Mills, Nebraska, 8/31/19

OPPONENT INDIVIDUAL GAME RECORDS (ALL GAMES)

2, Alex James, Coastal Carolina, 11/23/18
 2, Caleb Evans, ULM, 11/10/18
 2, Wesley Fields, Georgia Southern, 10/6/18
 2, Shai Werts, Georgia Southern, 10/6/18
 2, Jalin Moore, Appalachian State, 9/29/18
 2, Zac Thomas, Appalachian State, 9/29/18
 2, Darrell Henderson, Memphis, 9/22/18
 2, Patrick Taylor Jr., Memphis, 9/22/18
 2, Justice Hill, Oklahoma State, 9/8/18
 2, Jaqwis Dancy, Louisiana Tech, 9/1/18
 2, L.A. Ramsby, Georgia Southern, 11/18/17
 2, Ben Luckett, ULM, 10/21/17
 2, Jacobi Owens, Air Force, 12/30/16
 2, Larry Rose III, New Mexico State, 12/3/16
 2, Thomas Koufie, ULM, 11/5/16
 2, Jordan Chunn, Troy, 10/20/16
 2, Jalin Moore, Appalachian State, 12/5/15
 2, Matt Breida, Georgia Southern, 11/28/15
 2, Kevin Ellison, Georgia Southern, 11/28/15
 2, Matt Linehan, Idaho, 11/7/15
 2, Elijah Penny, Idaho, 11/7/15
 2, Johnston White, Arkansas State, 10/13/15
 2, Reggie Gallaspy II, North Carolina State, 9/26/15
 2, Shadrach Thornton, North Carolina State, 9/26/15
 2, Terrell Newby, Nebraska, 9/12/15
 2, Travis Greene, Bowling Green, 12/20/14
 2, Noah Copeland, Navy, 11/28/14
 2, Matt Breida, Georgia Southern, 9/20/14
 2, Dak Prescott, Mississippi State, 9/13/14
 2, Josh Robinson, Mississippi State, 9/13/14
 2, Orleans Darkwa, Tulane, 9/7/13
 2, Effrem Reed, Louisiana, 11/24/12
 2, Deonte Williams, Cal Poly, 11/19/11
 2, Anthony Meray, Kent State, 9/24/11
 2, Drew Little, Georgia State, 10/30/10

Average Per Carry (minimum five attempts)

1. 18.14, Darius Staten, Navy, 11/16/13
 2. 14.14, Chris Smith, Louisiana, 11/14/20
 3. 13.71, Marcus Cox, Appalachian State, 12/5/15
 4. 13.20, Marlin Lane, Tennessee, 9/28/13
 5. 13.00, Matthew Dayes, North Carolina State, 9/26/15
 6. 12.83, Zac Thomas, Appalachian State, 9/29/18
 7. 12.67, Boston Scott, Louisiana Tech, 9/30/17
 8. 11.90, Keenan Reynolds, Navy, 11/28/14
 9. 11.57, Emani Bailey, Louisiana, 10/2/21
 10. 11.40, Dri Archer, Kent State, 10/19/13

Average Per Carry (minimum 10 attempts)

1. 13.71, Marcus Cox, Appalachian State, 12/5/15
 2. 11.90, Keenan Reynolds, Navy, 11/28/14
 3. 11.40, Dri Archer, Kent State, 10/19/13
 4. 10.27, Kylan Watkins, Memphis, 9/14/19
 5. 9.93, Dak Prescott, Mississippi State, 9/13/14
 6. 9.70, Elijah McGuire, Louisiana, 9/17/16
 7. 9.60, Jaqwis Dancy, Louisiana Tech, 9/1/18
 8. 9.55, Tyjae Spears, Tulane, 9/12/20
 9. 9.25, Shadrach Thornton, North Carolina State, 9/26/15
 10. 9.17, Shermari Jones, Coastal Carolina, 11/26/21

Pass Attempts

1. 61, Tyler Rogers, New Mexico State, 12/2/17
 2. **55, Austin Reed, Western Kentucky, 12/21/22**
 3. **47, Daniel Richardson, Central Michigan, 9/3/22**
 47, Brandon Doughty, Western Kentucky, 9/14/13
 47, Nick Montana, Tulane, 9/7/13
 6. 46, Brandon Silvers, Troy, 10/11/17
 7. **45, Kyle Vantrease, Georgia Southern, 11/5/22**
 8. 44, Justice Hansen, Arkansas State, 11/11/17
 44, Nick Arbuckle, Georgia State, 11/21/15
 10. 43, Tyler Jones, Texas State, 11/15/14
 43, Nick Hardesty, Henderson (Ark.) State, 11/6/10

Completions

1. 40, Tyler Rogers, New Mexico State, 12/2/17
 2. **36, Austin Reed, Western Kentucky, 12/21/22**
 3. 34, Gunnar Watson, Troy, 12/5/20
 4. 29, Nick Montana, Tulane, 9/7/13
 5. 28, Brady McBride, Texas State, 10/17/20
 28, Shea Patterson, Ole Miss, 9/2/17
 28, Brandon Silvers, Troy, 10/20/16
 8. 27, Caleb Evans, ULM, 11/10/18
 27, Justice Hansen, Arkansas State, 11/11/17
 27, Nick Arbuckle, Georgia State, 11/21/15
 27, Brandon Doughty, Western Kentucky, 9/14/13
 27, Graham Wilbert, Florida Atlantic, 10/20/12

Completion Percentage (multiple attempts)

1. 100.0 (2-2), Gaston Moore, Tennessee, 11/20/21
 100.0 (2-2), Connor Adair, Memphis, 9/14/19
 100.0 (2-2), Dakota Rocker, Alabama State, 10/13/18
 100.0 (2-2), Peyton Derrick, Appalachian State, 9/29/18
 100.0, (4-4), Kado Brown, Georgia Southern, 11/18/17
 100.0 (2-2), Damian Williams, Mississippi State, 9/13/14
 7. 88.2 (15-17), Adam Kennedy, Arkansas State, 11/2/13
 8. 85.0 (17-20), Hendon Hooker, Tennessee, 11/20/21
 85.0 (17-20), Mike Glennon, North Carolina State, 9/17/11
 10. 84.4 (27-32), Caleb Evans, ULM, 11/10/18

Completion Percentage (minimum 10 attempts)

1. 88.2 (15-17), Adam Kennedy, Arkansas State, 11/2/13
 2. 85.0 (17-20), Hendon Hooker, Tennessee, 11/20/21
 85.0 (17-20), Mike Glennon, North Carolina State, 9/17/11
 4. 84.4 (27-32), Caleb Evans, ULM, 11/10/18
 5. 82.9 (34-41), Gunnar Watson, Troy, 12/5/20
 6. 81.5 (22-27), Tyler Johnston III, UAB, 9/21/19
 7. 80.0 (28-35), Shea Patterson, Ole Miss, 9/2/17
 80.0 (12-15), Kelton Hill, Georgia State, 10/22/11
 9. 78.6 (11-14), Gunnar Watson, Troy, 11/6/21
 10. 78.3 (18-23), Jacoby Brissett, North Carolina State, 9/26/15

Yards Passing

1. **497, Austin Reed, Western Kentucky, 12/21/22**
 2. 451, Tyler Rogers, New Mexico State, 12/2/17
 3. 429, Shea Patterson, Ole Miss, 9/2/17
 4. 428, Taylor Cornelius, Oklahoma State, 9/8/18
 5. 395, Brandon Silvers, Troy, 10/20/16
 6. **371, Chandler Rogers, ULM, 10/15/22**
 7. 373, Tyler Vitt, Texas State, 11/9/19
 8. 369, Chandler Rogers, ULM, 10/23/21
 9. 368, James Knapke, Bowling Green, 12/20/14
 10. 367, Caleb Evans, ULM, 11/10/18

Touchdowns Passing

1. **4, Austin Reed, Western Kentucky, 12/21/22**
4, Chandler Rogers, ULM, 10/15/22
 4, Chandler Rogers, ULM, 10/23/21
 4, Logan Bonner, Arkansas State, 11/28/20
 4, Shea Patterson, Ole Miss, 9/2/17
 4, Kolton Browning, ULM, 10/27/12
 4, Mike Glennon, North Carolina State, 9/17/11
 8. **3, Dorian Thompson-Robinson, UCLA, 9/17/22**
 3, Gunnar Watson, Troy, 12/5/20
 3, Levi Lewis, Louisiana, 11/14/20
 3, Tyler Vitt, Texas State, 11/9/19
 3, Caleb Evans, ULM, 9/28/19
 3, Tyler Johnston III, UAB, 9/21/19
 3, Brady White, Memphis, 9/14/19
 3, Justice Hansen, Arkansas State, 11/3/18
 3, Sawyer Smith, Troy, 10/23/18
 3, J'Mar Smith, Louisiana Tech, 9/30/17
 3, Mason Rudolph, Oklahoma State, 9/8/17
 3, Caleb Evans, ULM, 11/5/16
 3, Anthony Jennings, Louisiana, 9/17/16
 3, Nick Arbuckle, Georgia State, 10/18/14
 3, Brandon Doughty, Western Kentucky, 9/14/13
 3, Nick Montana, Tulane, 9/7/13
 3, Ryan Aplin, Arkansas State, 10/13/12

OPPONENT INDIVIDUAL GAME RECORDS (ALL GAMES)

- 3, Mike Glennon, North Carolina State, 9/15/12
- 3, Eric Soza, Texas-San Antonio, 9/1/12
- 3, Nick Hardesty, Henderson (Ark.) State, 11/6/10

Receptions

1. 14, Ryan Grant, Tulane, 9/7/13
2. 12, Sean Creadick, UC Davis, 10/23/10
3. **11, Malachi Corley, Western Kentucky, 12/21/22**
4. 10, Hutch White, Texas State, 11/9/19
- 10, Tylan Wallace, Oklahoma State, 9/8/18
- 10, Jacob Sannon, Idaho, 9/23/17
- 10, Jamal Robinson, Louisiana, 11/12/15
- 10, Donovan Harden, Georgia State, 10/18/14
9. **9, Jalen Hall, Western Kentucky, 12/21/22**
- 9, Tyrone Howell, ULM, 10/15/22**
- 9, Jonathan Adams Jr., Arkansas State, 11/28/20
- 9, Kirk Merritt, Arkansas State, 11/29/19
- 9, Larry Rose III, New Mexico State, 12/2/17
- 9, Jaleel Scott, New Mexico State, 12/2/17
- 9, Octayvious Miles, Alabama A&M, 9/16/17
- 9, Callen Hightower, Idaho, 11/7/15
- 9, Elijah McGuire, Louisiana, 11/1/14
- 9, Rashon Ceaser, ULM, 11/23/13
- 9, Brent Leonard, ULM, 10/27/12
- 9, Sean Farr, Hargrave (Va.) Academy, 9/5/09

Yards Receiving

1. **244, Tyrone Howell, ULM, 10/15/22**
2. 233, A.J. Brown, Ole Miss, 9/2/17
3. 188, Jamal Robinson, Louisiana, 11/12/15
4. 187, Ryan Grant, Tulane, 9/7/13
5. 183, Austin Watkins Jr., UAB, 9/24/20
6. 177, Justin McInnis, Arkansas State, 11/3/18
7. 176, Sam Pinckney, Georgia State, 11/21/20
8. 175, Albert Wilson, Georgia State, 10/22/11
9. 166, Tylan Wallace, Oklahoma State, 9/8/18
- 166, Harry Peoples, Louisiana, 11/24/12

Touchdown Catches

1. 4, Brent Leonard, ULM, 10/27/12
2. **3, Tyrone Howell, ULM, 10/15/22**
- 3, Ja'Marcus Bradley, Louisiana, 11/17/18
- 3, Quentin Sims, Tennessee-Martin, 10/15/11
5. **2, Malachi Corley, Western Kentucky, 12/21/22**
- 2, Jonathan Adams Jr., Arkansas State, 11/28/20
- 2, Brandon Bowling, Arkansas State, 11/28/20
- 2, Trevis Graham Jr., Texas State, 11/9/19
- 2, Kaylon Geiger, Troy, 10/16/19
- 2, Damion Willis, Troy, 10/23/18
- 2, Marcell Ateman, Oklahoma State, 9/8/17
- 2, A.J. Brown, Ole Miss, 9/2/17
- 2, DaMarkus Lodge, Ole Miss, 9/2/17
- 2, Deon Watson, Idaho, 11/7/15
- 2, Jaylen Samuels, North Carolina State, 9/26/15
- 2, Mike Estes, Gardner-Webb, 9/5/15
- 2, Roger Lewis, Bowling Green, 12/20/14
- 2, Donovan Harden, Georgia State, 10/18/14
- 2, Bryan Holmes, Troy, 10/5/13
- 2, Eric Thomas, Troy, 10/5/13
- 2, Nicholas Norris, Western Kentucky, 9/14/13
- 2, Ryan Grant, Tulane, 9/7/13
- 2, Albert Wilson, Georgia State, 10/22/11
- 2, Taylor Gentry, North Carolina State, 9/17/11
- 2, Austin Baker, Milford (N.Y.) Academy, 11/7/09

Total Offense Yards

1. **522, Austin Reed, Western Kentucky, 12/21/22**
2. 435, Shea Patterson, Ole Miss, 9/2/17
3. 431, Taylor Carnelius, Oklahoma State, 9/8/18
- 431, Tyler Rogers, New Mexico State, 12/2/17
5. 421, Caleb Evans, ULM, 11/10/18
6. 415, Tyler Vitt, Texas State, 11/9/19
7. 413, Brandon Silvers, Troy, 10/20/16
8. 409, Chandler Rogers, ULM, 10/23/21
9. 392, James Knapke, Bowling Green, 12/20/14
10. **384, Chandler Rogers, ULM, 10/15/22**

All-Purpose Yards

1. 281, Darius Davis, Henderson (Ark.) State, 11/6/10
2. 261, Robert Lowe, Texas State, 10/24/15
3. 249, Darrell Henderson, Memphis, 9/22/18
4. 246, Velus Jones Jr., Tennessee, 11/20/21
5. **244, Tyrone Howell, ULM, 10/15/22**
6. 240, A.J. Brown, Ole Miss, 9/2/17
7. 236, Shermari Jones, Coastal Carolina, 11/26/21
- 236, Alan Lamar, Arkansas State, 10/30/21
- 236, Terrell Newby, Nebraska, 9/12/15
10. 234, Hutch White, Texas State, 11/9/19

Total Tackles

1. **18, Jason Henderson, Old Dominion, 11/26/22**
2. 17, Nathan Herrold, Arkansas State, 10/13/12
3. **16, Marques Watson-Trent, Georgia Southern, 11/5/22**
- 16, Qushaun Lee, Arkansas State, 11/2/13
5. 15, Zach Gleaton, Jackson State, 9/7/19
- 15, Rodney Butler, New Mexico State, 12/3/16
- 15, Dalton Herrington, New Mexico State, 12/3/16
- 15, Eric Boggs, Appalachian State, 12/5/15
- 15, Sam Scofield, Tulane, 9/7/13
- 15, Brent Harstad, Florida Atlantic, 10/20/12

Solo Tackles

1. 13, Sam Scofield, Tulane, 9/7/13
2. 11, Dalton Herrington, New Mexico State, 12/3/16
3. 10, Tron Folsom, Troy, 10/23/18
- 10, Damontae Kazee, San Diego State, 9/19/15
- 10, Dominique Robertson, Tulane, 9/7/13
- 10, Keith Anthony, Huntingdon (Ala.), 11/12/09
7. 9, Zach Gleaton, Jackson State, 9/7/19
- 9, Teddy Gallagher, Coastal Carolina, 11/23/18
- 9, Jordan Hunt, Florida International, 11/3/12
- 9, Steven Kurfehs, Texas-San Antonio, 10/8/11
- 9, Kenneth Boulware, Louisburg (N.C.) J.C., 10/17/09

Assisted Tackles

1. 14, Nathan Herrold, Arkansas State, 10/13/12
2. **12, Jason Henderson, Old Dominion, 11/26/22**
- 12, Marques Watson-Trent, Georgia Southern, 11/5/22**
- 12, Qushaun Lee, Arkansas State, 11/2/13
5. 10, Carlton Martial, Troy, 11/6/21
- 10, DeVante Strickland, Kent State, 10/19/13
- 10, Xavius Boyd, Western Kentucky, 9/14/13
- 10, Ryan Carrethers, Arkansas State, 10/13/12
- 10, Nick Nelms, Arkansas State, 10/13/12
10. 9, Jaden Harris, Arkansas State, 10/30/21
- 9, Zack Woodard, ULM, 10/23/21
- 9, Sione Tupou, Texas State, 10/9/21
- 9, Malik Shorts, Southern Mississippi, 9/3/20
- 9, Cortez Sisco, ULM, 9/28/19
- 9, Rodney Butler, New Mexico State, 12/3/16
- 9, Tony Lashley, Idaho, 11/26/16
- 9, Tre'maine Lightfoot, Louisiana, 9/17/16
- 9, Eric Boggs, Appalachian State, 12/5/15
- 9, Marc Millan, Idaho, 9/27/14
- 9, Matt Dellinger, Kent State, 10/19/13
- 9, Gabe Poe, West Alabama, 9/1/11
- 9, Carlton Johnson, Arkansas-Monticello, 11/11/10

OPPONENT INDIVIDUAL GAME RECORDS (ALL GAMES)

Tackles For Loss

- 5.0, Art Laurel, Hawai'i, 12/1/12
- 4.5, Josh Watson, Hargrave (Va.) Academy, 9/5/09
- 4.0, Nico Ezidore, Texas State, 10/17/20
 - A.J. Jefferson, Mississippi State, 9/3/16
 - Darzil Washington, Louisiana, 11/12/15
- 3.5, Josh Ratcliff, Southern Mississippi, 9/4/21
 - Josiah Stewart, Coastal Carolina, 11/26/21
 - Cameron Sample, Tulane, 9/12/20
 - 3.5, Kevon Perry, Louisiana, 11/4/17
- 3.0, Jordan Strachan, Georgia State, 11/21/20
 - Kerry Starks, ULM, 11/10/18
 - Ronheen Bingham, Arkansas State, 11/3/18
 - 3.0, Will Choloh, Troy, 10/23/18
 - 3.0, Terrill Hanks, New Mexico State, 12/2/17
 - 3.0, Leon McQuaker, New Mexico State, 12/2/17
 - 3.0, Chris Odom, Arkansas State, 10/15/16
 - 3.0, Taboris Lee, Louisiana, 11/12/15
 - 3.0, Christian Ringo, Louisiana, 11/1/14
 - 3.0, Matt Holley, Southern Utah, 8/29/13
 - 3.0, Audie Cole, North Carolina State, 9/17/11
 - 3.0, Anson Cunningham, Pikeville (Ky.), 9/4/10
 - 3.0, Mark Padilla, Milford (N.Y.) Academy, 11/7/09

Sacks

- 3.5, Josiah Stewart, Coastal Carolina, 11/26/21
- 2.5, Tarron Jackson, Coastal Carolina, 11/7/20
- 2.0, Da'Shawn Davis, Georgia Southern, 11/5/22**
 - Javon Solomon, Troy, 11/6/21
 - Jordan Strachan, Georgia State, 11/21/20
 - Patrick Johnson, Tulane, 9/12/20
 - Cameron Sample, Tulane, 9/12/20
 - Cortez Sisco, ULM, 9/28/19
 - Garrett Marino, UAB, 9/21/19
 - Kerry Starks, ULM, 11/10/18
 - Will Choloh, Troy, 10/23/18
 - Terrill Hanks, New Mexico State, 12/2/17
 - Leon McQuaker, New Mexico State, 12/2/17
 - Ronheen Bingham, Arkansas State, 11/11/17
 - T.J. Posey, Louisiana, 11/4/17
 - Ja'Von Rolland-Jones, Arkansas State, 10/15/16
 - A.J. Jefferson, Mississippi State, 9/3/16
 - Marcus Dallas, Texas State, 10/24/15
 - Darian Roseboro, North Carolina State, 9/26/15
 - Bryan Thomas, Bowling Green, 12/20/14
 - Christian Ringo, Louisiana, 11/1/14
 - Preston Smith, Mississippi State, 9/13/14
 - Marcus Wright, Kent State, 10/19/13
 - Art Laurel, Hawai'i, 12/1/12
 - Emeka Onyenekwu, Louisiana, 11/24/12
 - A.J. Ferguson, North Carolina State, 9/15/12
 - Darryl Cato-Bishop, North Carolina State, 9/17/11

Forced Fumbles

- 2, Percy Butler, Louisiana, 11/16/19
 - JaShon Waddy, Texas State, 9/15/18
 - James Jackson, Louisiana Tech, 9/1/18
- Miguel Marshall, Fork Union (Va.) Academy, 10/31/09

Fumble Recoveries

- 2, Austin Hall, Memphis, 9/14/19
 - Anthony Holmes, Milford (N.Y.) Academy, 11/7/09

Interceptions

- 2, Alex Spillum, Coastal Carolina, 11/26/21
 - Trey Cobb, Appalachian State, 11/13/21
 - Wil Sunderland, Troy, 10/16/19
 - Eric Lee Jr., Nebraska, 8/31/19
 - Secdrick Cooper, Louisiana Tech, 9/30/17
 - Skai Moore, South Carolina, 11/22/14
 - Brisan Williams, South Carolina, 11/22/14
 - Qushaun Lee, Arkansas State, 11/8/14
 - Jajuan Harley, Middle Tennessee, 11/17/12
 - Otha Foster, West Alabama, 9/1/11

Interception Return Yards

- 110, Trey Cobb, Appalachian State, 11/13/21
- 88, Terence Dunlap, Troy, 10/23/18
- 85, Savion Brown, Louisiana, 11/12/15
- 71, Skai Moore, South Carolina, 11/22/14
- 66, Nickoe Whitley, Mississippi State, 9/22/12
- 60, Cedarius Rookard, Troy, 10/23/18
 - Xavier Woodson, Arkansas State, 10/13/15
- 58, Artez Brown, Arkansas State, 11/8/14
- 50, Monquavion Brinson, Georgia Southern, 11/18/17
- 48, Cam Taylor, Nebraska, 8/31/19
 - 48, Edwin Jackson, Georgia Southern, 9/20/14

Passes Broken Up

- 4, Mekhi Garner, Louisiana, 11/14/20
- 3, Josh Newton, ULM, 10/23/21
 - Jarron Morris, Texas State, 10/17/20
 - Monquavion Brinson, Georgia Southern, 11/18/17
 - Justin Clifton, Arkansas State, 11/11/17
 - L'Jarius Sneed, Louisiana Tech, 9/30/17
 - Cameron Sutton, Tennessee, 9/28/13
 - Jemarlous Moten, Louisiana, 11/24/12
 - Justin Hughes, Georgia State, 10/30/10
- 2, 56x, last by Derrick Smith, Western Kentucky, 12/21/22**

Blocked Kicks

- 1, Patrick Day, Bowling Green, 9/11/21
 - Kaylon Geiger, Troy, 12/5/20
 - Logan Wescott, Arkansas State, 11/29/19
 - Bennie Higgins, Louisiana, 11/16/19
 - Demetrius Taylor, Appalachian State, 10/26/19
 - Raymond Johnson III, Georgia Southern, 10/3/19
 - Wesley Thompson, ULM, 11/10/18
 - Tae Hayes, Appalachian State, 9/29/18
 - Jonathan Wilson, Memphis, 9/22/18
 - London Harris, Texas State, 9/15/18
 - Dae'Von Washington, Louisiana Tech, 9/1/18
 - Johnston White, Arkansas State, 11/11/17
 - Tony Lashley, Idaho, 11/26/16
 - Cortez Sisco, ULM, 11/5/16
 - Jeff Hall, Nicholls, 9/24/16
 - Drew Thompson, Troy, 10/24/14
 - Deuce Robinson, Appalachian State, 10/4/14
 - Preston Smith, Mississippi State, 9/13/14
 - Chris Davis, Troy, 10/5/13
 - Toi Taufa, Southern Utah, 8/29/13
 - Jamal Robinson, Louisiana, 11/24/12
 - Preston Coleman, ULM, 10/27/12
 - Derrek Upshaw, Troy, 9/29/12
 - Charles Wort, Texas-San Antonio, 9/1/12
 - Jeremy Johnson, Mississippi Valley State, 11/3/11
 - Antonio Leak, Henderson (Ark.) State, 10/29/11
 - Karlos Jones, Tennessee-Martin, 10/15/11
 - Asim Hicks, Lamar, 10/16/10
 - Michael Billingsley, Nicholls, 9/18/10

OPPONENT INDIVIDUAL GAME RECORDS (ALL GAMES)

Punts

- 11, Igor Garcia, Milford (N.Y.) Academy, 11/7/09
- 9, Kylan Dupre, Nicholls, 9/3/22**
9, Justin Manton, ULM, 11/23/13
9, Will Atterberry, North Texas, 11/10/12
9, Jerry Martin, Edward Waters (Fla.), 9/25/10
9, Carl Sanders, Huntingdon (Ala.), 11/12/09
9, Danny Heimrich, Louisburg (N.C.) J.C., 10/17/09
- 8, Mason Hunt, Southern Mississippi, 9/4/21
8, Anthony Beck II, Georgia Southern, 10/3/19
8, Nick Carden, Alabama A&M, 9/16/17
8, Brett Norton, Presbyterian, 11/19/16
8, Tyler St. Germain, Nicholls, 9/24/16
8, Anthony Melchiori, Kent State, 9/6/14
8, Daniel Cadona, Louisiana, 12/7/13
8, Josh Brisk, Florida International, 11/3/12
8, Cory Kemps, Nicholls, 9/8/12
8, Kollin Kahler, Lamar, 9/10/11
8, Colton Schmidt, UC Davis, 10/23/10
8, Kollin Kahler, Lamar, 10/16/10
8, Nathan Maggard, Pikeville (Ky.), 9/4/10

Yards Punting

- 414, Kylan Dupre, Nicholls, 9/3/22**
- 384, Daniel Cadona, Louisiana, 12/7/13
- 383, Mason Hunt, Southern Mississippi, 9/4/21
- 378, Justin Manton, ULM, 11/23/13
- 356, Will Atterberry, North Texas, 11/10/12
- 350, Carl Sanders, Huntingdon (Ala.), 11/12/09
- 348, Tyler St. Germain, Nicholls, 9/24/16
- 342, Cory Kemps, Nicholls, 9/8/12
- 334, Lumi Kaba, Texas State, 10/24/15
- 331, Anthony Melchiori, Kent State, 9/6/14

Punting Average

- 61.0, Tyler Bass, Georgia Southern, 11/18/17
- 54.0, Jake McClure, Oklahoma State, 9/8/18
- 52.0, Adam Williams, Memphis, 9/22/18
- 51.0, Alex Dunnachie, Hawai'i, 12/1/12
- 50.8, Luke Elzinga, Central Michigan, 9/10/22**
50.8, Rhys Burns, Louisiana, 10/2/21
50.8, Cody Grace, Arkansas State, 11/29/19
- 49.8, Austin Rehkow, Idaho, 9/27/14
- 49.3, Brandon Wright, Georgia State, 10/26/17
- 49.0, Paul Hundley, Cal Poly, 11/19/11

Punting Average (minimum 4)

- 50.8, Luke Elzinga, Central Michigan, 9/10/22**
50.8, Rhys Burns, Louisiana, 10/2/21
50.8, Cody Grace, Arkansas State, 11/29/19
- 49.8, Austin Rehkow, Idaho, 9/27/14
- 48.3, Anthony Beck II, Georgia Southern, 10/14/21
- 48.2, Adam Williams, Memphis, 9/14/19
48.2, Josh Davis, Middle Tennessee, 11/17/12
- 48.0, Daniel Cadona, Louisiana, 12/7/13
- 47.9, Mason Hunt, Southern Mississippi, 9/4/21
47.7, Lumi Kaba, Texas State, 10/24/15
- 47.6, Will Scott, Troy, 10/5/13

Punts Inside The 20

- 5, Ryan Hanson, Arkansas State, 10/29/22**
5, Lumi Kaba, Texas State, 10/24/15
5, Will Atterberry, North Texas, 11/10/12
- 4, Mike Rivers, Troy, 10/20/22**
4, Matt Naranjo, Bowling Green, 9/11/21
4, Jared Porter, ULM, 9/28/19
4, Andrew Komornik, Gardner-Webb, 9/5/15
4, Austin Rehkow, Idaho, 9/27/14
- 3, Anthony Beck II, Georgia Southern, 11/5/22**
3, Luke Elzinga, Central Michigan, 9/10/22
3, Isaac Armstrong, Nebraska, 8/31/19
3, Cody Grace, Arkansas State, 11/3/18
3, Anthony Craven, Alabama State, 10/13/18
3, Sam Geraci, Louisiana, 11/4/17
3, Ryan Kay, Troy, 10/20/16
3, Tyler St. Germain, Nicholls, 9/24/16

- 3, Logan Cooke, Mississippi State, 9/3/16
- 3, Steven Coutts, Louisiana, 11/12/15
- 3, Luke Ferguson, Arkansas State, 10/13/15
- 3, Tanner Blain, San Diego State, 9/19/15
- 3, Ryan Kay, Troy, 10/24/14
- 3, Daniel Cadona, Louisiana, 12/7/13
- 3, Will Scott, Troy, 10/5/13
- 3, Hendrix Brakefield, Western Kentucky, 9/14/13
- 3, Justin Manton, ULM, 10/27/12
- 3, Cory Kemps, Nicholls, 9/8/12
- 3, Patrick Dolan, Nicholls, 9/18/10

Kick Returns

- 7, Kyle Horton, Gardner-Webb, 9/5/15
7, Sergio Johnson, Pikeville (Ky.), 9/4/10
- 6, Ricky Ferguson, Appalachian State, 12/5/15
- 5, Alan Lamar, Arkansas State, 10/30/21
5, Marquez Spencer, Alabama State, 10/13/18
5, Jonathan Adams Jr., Arkansas State, 11/11/17
5, Rueben Mwehla, Idaho, 11/7/15
5, Richard Montgomery, Idaho, 9/27/14
5, Darius Davis, Henderson (Ark.) State, 11/6/10
5, Jonathan Johnson, Edward Waters (Fla.), 9/25/10

Kick Return Yards

- 232, Alan Lamar, Arkansas State, 10/30/21
- 186, Darius Davis, Henderson (Ark.) State, 11/6/10
- 158, Stefano Guarisco, Nicholls, 9/24/16
- 138, Jonathan Adams Jr., Arkansas State, 11/11/17
138, Kyle Horton, Gardner-Webb, 9/5/15
- 137, Chris Smith, Louisiana, 10/2/21
- 134, Ricky Ferguson, Appalachian State, 12/5/15
- 128, Sergio Johnson, Pikeville (Ky.), 9/4/10
- 125, Albert Davis, Georgia State, 10/30/10
- 118, Jaylon Jones, Ole Miss, 9/2/17

Punt Returns

- 6, Marcus Jones, Troy, 10/11/17
- 5, Lloyd Mills, San Diego State, 9/19/15
- 4, B.J. Edmonds, Arkansas State, 11/29/19
4, JD Spielman, Nebraska, 8/31/19
4, Warren Wand, Arkansas State, 11/3/18
4, Earnest Patterson, Louisiana, 11/4/17
4, Derek Keaton, Georgia Southern, 11/28/15
4, Blaise Taylor, Arkansas State, 10/13/15
4, Bra'lon Cherry, North Carolina State, 9/26/15
4, Blaise Taylor, Arkansas State, 11/8/14
4, Albert Wilson, Georgia State, 11/30/13
4, Travis Jones, Florida Atlantic, 10/20/12

Punt Return Yards

- 111, Derek Keaton, Georgia Southern, 11/28/15
- 106, Lloyd Mills, San Diego State, 9/19/15
- 80, Eric Garror, Louisiana, 10/1/22
80, JD Spielman, Nebraska, 8/31/19
- 72, Eric Garror, Louisiana, 11/16/19**
- 68, Bra'lon Cherry, North Carolina State, 9/26/15
- 58, Clifton Duck, Appalachian State, 9/29/18
58, Albert Wilson, Georgia State, 11/30/13
- 50, Earnest Patterson, Louisiana, 11/4/17
- 47, Velus Jones Jr., Tennessee, 11/20/21

OPPONENT INDIVIDUAL GAME RECORDS (ALL GAMES)

Longest Run

- 85-TD, Brandin Byrd, North Texas, 11/10/12
- 77-TD, Matthew Dayes, North Carolina State, 9/26/15
- 75-TD, Shermari Jones, Coastal Carolina, 11/26/21
75-TD, Matthew Breida, Georgia Southern, 11/28/15
- 74, Marcus Green, ULM, 10/21/17
74, Marcus Cox, Appalachian State, 12/5/15
74-TD, Dri Archer, Kent State, 10/19/13
- 72, Kylan Watkins, Memphis, 9/14/19
- 71, Kenneth Gainwell, Memphis, 9/14/19
- 68-TD, Elijah McGuire, Louisiana, 9/17/16

Longest Pass Play

- 95-TD, Nick Johnson from Nick Hardesty, Henderson (Ark.) State, 11/6/10
95-TD, Jesse Turner from LaQuintin Caston, Nicholls, 9/18/10
- 83-TD, Tyrone Howell from Chandler Rogers, ULM, 10/15/22**
- 81-TD, Will Derrick from Chandler Rogers, ULM, 11/23/21
- 80-TD, Tevaris McCormick from Brandon Silvers, Troy, 10/20/16
80, Robert Davis from Ronnie Bell, Georgia State, 11/30/13
- 78-TD, Justin McInnis from Justice Hansen, Arkansas State, 11/3/18
78-TD, Roger Lewis from James Knapke, Bowling Green, 12/20/14
78-TD, Albert Wilson from Kelton Hill, Georgia State, 10/22/11
78, Tyler Young from Justin Ridgeway, Huntingdon (Ala.), 11/12/09

Longest Interception Return

- 100-TD, Trey Cobb, Appalachian State, 11/13/21
- 88, Terence Dunlap, Troy, 10/23/18
- 85-TD, Savion Brown, Louisiana, 11/12/15
- 66, Nickoe Whitely, Mississippi State, 9/22/12
- 60, Cedarius Rookard, Troy, 10/23/18
60, Xavier Woodson, Arkansas State, 10/13/15
- 58-TD, Artez Brown, Arkansas State, 11/8/14
- 50, Monquavion Brinson, Georgia Southern, 11/18/17
- 48, Cam Taylor, Nebraska, 8/31/19
48, Edwin Jackson, Georgia Southern, 9/20/14

Longest Fumble Return

- 61-TD, Rock Ya-Sin, Presbyterian, 11/19/16
- 60-TD, Chris Humes, Arkansas State, 10/15/16
- 48-TD, Austin Hall, Memphis, 9/14/19
- 27, Calvin Tiggie, Kent State, 9/24/11
- 12, Deshon Cooper, Georgia Southern, 11/18/17
- 9, Bernardrick McKinney, Mississippi State, 9/13/14
- 5, Santo Coppola, Air Force, 12/30/16
- 3, Carlos Davis, Nebraska, 8/31/19
3, Chuck Obi, Henderson (Ark.) State, 10/29/11

Longest Field Goal

- 54, Donny Hageman, San Diego State, 9/19/15
- 53, Matt Ammendola, Oklahoma State, 9/8/17
- 51, Brooks Buce, Troy, 10/20/22**
51, Kenneth Almendares, Louisiana, 10/1/22
51, Zach Matics, Appalachian State, 12/5/15
51, Sean Ianno, Texas-San Antonio, 9/1/12
- 50, Zach Matics, Appalachian State, 12/5/15
50, Brian Davis, Arkansas State, 11/2/13
- 49, Nicholas Barr-Mira, UCLA, 9/17/22**
- 48, Westin Graves, Mississippi State, 9/3/16
48, Andrew Dolan, Nicholls, 9/8/12
48, Sean Ianno, Texas-San Antonio, 10/8/11

Longest Field-Goal Attempt

- 54, Donny Hageman, San Diego State, 9/19/15
54, Zach Olen, North Texas, 11/10/12
- 53, Matt Ammendola, Oklahoma State, 9/8/17
- 52 [Blocked], Michael Lantz, Georgia Southern, 11/5/22**
52, Michael Palardy, Tennessee, 9/28/13
- 51, Brooks Buce, Troy, 10/20/22**
51, Kenneth Almendares, Louisiana, 10/1/22
51, Zach Matics, Appalachian State, 12/5/15
51, Stevie Artigue, Louisiana, 11/12/15
51, Sean Ianno, Texas-San Antonio, 9/1/12
- 50, Brandon Wright, Georgia State, 10/26/17
50, Zach Matics, Appalachian State, 12/5/15
50, Will Lutz, Georgia State, 11/30/13
50, Brian Davis, Arkansas State, 11/2/13

Longest Punt

- 80, Anthony Craven, Alabama State, 10/13/18
- 70, Devon Bell, Mississippi State, 9/13/14
- 69, Lumi Kaba, Texas State, 10/24/15
- 65, Luke Elzinga, Central Michigan, 9/10/22**
- 62, Davan Dyer, Louisiana Tech, 9/1/18
- 61, Payton Theisler, New Mexico State, 12/2/17
61, Tyler Bass, Georgia Southern, 11/18/17
61, Will Scott, Troy, 10/5/13
- 60, Tanner Blain, San Diego State, 9/19/15
- 59, Anthony Beck II, Georgia Southern, 10/14/21
59, Matt Naranjo, Bowling Green, 9/11/21
59, Brandon Wright, Georgia State, 11/23/19
59, Lumi Kaba, Texas State, 10/24/15
59, Justin Manton, ULM, 11/23/13

Longest Kickoff Return

- 100-TD, Alan Lamar, Arkansas State, 10/30/21
- 97-TD, Jaylon Jones, Ole Miss, 9/2/17
- 96-TD, Velus Jones Jr., Tennessee, 11/20/21
- 93-TD, Darius Davis, Henderson (Ark.) State, 11/6/10
- 87, Chris Smith, Louisiana, 10/2/21
- 77, Stefano Guarisco, Nicholls, 9/24/16
- 62, Wesley Kennedy III, Georgia Southern, 10/6/18
- 60, Raymond Calais, Louisiana, 11/16/19
60, JeJordan Mask, Texas State, 11/9/16
- 55, Jonathan Adams Jr., Arkansas State, 11/11/17

Longest Punt Return

- 76-TD, JD Spielman, Nebraska, 8/31/19
- 72, Eric Garror, Louisiana, 11/16/19
72, Derek Keaton, Georgia Southern, 11/28/15
- 69-TD, Eric Garror, Louisiana, 10/1/22**
- 62, Albert Wilson, Georgia State, 11/30/13
- 57, Lloyd Mills, San Diego State, 9/19/15
- 52, Clifton Duck, Appalachian State, 9/29/18
- 51, Bra'lon Cherry, North Carolina State, 9/26/15
- 41, Lloyd Mills, San Diego State, 9/19/15
- 38, Eric Garror, Louisiana, 11/14/20

TEAM GAME RECORDS (DI OPPONENTS)

Scoring

- 52, vs. Idaho, 11/7/15
- 48, vs. Nicholls, 9/3/22**
- 47, at Appalachian State, 10/4/14
- 45, vs. Alabama State, 10/13/18
45, vs. Alabama A&M, 9/16/17
- 42, vs. San Diego State, 10/1/16
- 41, vs. Georgia Southern, 10/14/21
41, vs. Texas State, 9/15/18
41, vs. Nicholls, 9/24/16
41, at Tulane, 9/7/13

Total Touchdowns

- 7, vs. Idaho, 11/7/15
- 6, vs. Nicholls, 9/3/22**
6, vs. Alabama State, 10/13/18
6, vs. Alabama A&M, 9/16/17
6, vs. San Diego State, 10/1/16
6, at Appalachian State, 10/4/14
- 5, at Georgia Southern, 11/5/22**
5, vs. Georgia Southern, 10/14/21
5, at Arkansas State, 11/28/20
5, vs. ULM, 10/24/20
5, vs. Arkansas State, 11/29/19
5, vs. Jackson State, 9/7/19
5, vs. Coastal Carolina, 11/23/18
5, at Memphis, 9/22/18
5, vs. Texas State, 9/15/18
5, vs. New Mexico State, 12/3/16
5, at ULM, 11/5/16
5, vs. Nicholls, 9/24/16
5, vs. Navy, 11/28/14
5, at Georgia State, 11/30/13
5, vs. Kent State, 10/19/13
5, at Troy, 10/5/13
5, at Tulane, 9/7/13
5, vs. Mississippi Valley State, 11/3/11
5, vs. Nicholls, 9/18/10

Rushing Touchdowns

- 4, at Georgia Southern, 11/5/22**
4, vs. Alcorn State, 9/18/21
4, vs. Louisiana, 11/16/19
4, vs. Jackson State, 9/7/19
4, vs. New Mexico State, 12/3/16
4, at ULM, 11/5/16
4, at Georgia State, 11/30/13
4, vs. Kent State, 10/19/13
4, at Texas-San Antonio, 10/8/11
4, vs. Nicholls, 9/18/10

Passing Touchdowns

- 4, vs. Texas State, 11/12/22**
4, vs. Arkansas State, 10/30/21
4, at ULM, 10/23/21
4, at Arkansas State, 11/28/20
4, vs. Arkansas State, 11/29/19
4, vs. Navy, 11/28/14
- 3, vs. Western Kentucky, 12/21/22**
3, vs. Old Dominion, 11/26/22
3, vs. Southern Miss, 11/19/22
3, vs. ULM, 10/15/22
3, vs. Louisiana Tech, 9/24/22
3, vs. Central Michigan, 9/10/22
3, vs. Nicholls, 9/3/22
3, vs. Georgia Southern, 10/14/21
3, vs. ULM, 10/24/20
3, at Southern Mississippi, 9/3/20
3, vs. Coastal Carolina, 11/23/18
3, at Memphis, 9/22/18
3, vs. ULM, 10/21/17
3, at Idaho, 11/26/16

- 3, vs. San Diego State, 10/1/16
- 3, vs. Arkansas State, 10/13/15
- 3, at Appalachian State, 10/4/14
- 3, vs. ULM, 11/23/13
- 3, at Texas State, 10/26/13
- 3, at Arkansas State, 10/13/12
- 3, vs. Georgia State, 10/30/10

Extra Points

- 7, vs. Idaho, 11/7/15
- 6, vs. Nicholls, 9/3/22**
6, vs. Alabama State, 10/13/18
6, vs. Alabama A&M, 9/16/17
6, vs. San Diego State, 10/1/16
- 5, vs. Texas State, 11/12/22**
5, at Georgia Southern, 11/5/22
5, vs. Louisiana Tech, 9/24/22
5, vs. Georgia Southern, 10/14/21
5, at Arkansas State, 11/28/20
5, vs. ULM, 10/24/20
5, vs. Coastal Carolina, 11/23/18
5, vs. New Mexico State, 12/3/16
5, at ULM, 11/5/16
5, vs. Nicholls, 9/24/16
5, at Appalachian State, 10/4/14
5, at Georgia State, 11/30/13
5, vs. Kent State, 10/19/13
5, at Tulane, 9/7/13
5, vs. Mississippi Valley State, 11/3/11

Extra-Point, attempts

- 7, vs. Idaho, 11/7/15
- 6, vs. Nicholls, 9/3/22**
6, vs. Alabama State, 10/13/18
6, vs. Alabama A&M, 9/16/17
6, vs. San Diego State, 10/1/16
6, at Appalachian State, 10/4/14
- 5, vs. Texas State, 11/12/22**
5, at Georgia Southern, 11/5/22
5, vs. Louisiana Tech, 9/24/22
5, vs. Georgia Southern, 10/14/21
5, at Arkansas State, 11/28/20
5, vs. ULM, 10/24/20
5, vs. Arkansas State, 11/29/19
5, vs. Coastal Carolina, 11/23/18
5, vs. New Mexico State, 12/3/16
5, at ULM, 11/5/16
5, vs. Nicholls, 9/24/16
5, at Georgia State, 11/30/13
5, vs. Kent State, 10/19/13
5, at Tulane, 9/7/13
5, vs. Mississippi Valley State, 11/3/11
5, vs. Nicholls, 9/18/10

Field Goals

- 4, at South Carolina, 11/22/14
4, vs. Georgia State, 10/30/10
4, at Lamar, 10/16/10
- 3, at Bowling Green, 9/11/21
3, vs. Texas State, 10/17/20
3, at Louisiana Tech, 9/30/17
3, vs. Idaho, 9/23/17
3, vs. Georgia Southern, 9/10/16
3, vs. Georgia State, 10/18/14
3, vs. Louisiana, 12/7/13
3, vs. ULM, 11/23/13
3, vs. Arkansas State, 11/2/13
3, vs. Western Kentucky, 9/14/13
3, at Louisiana, 11/24/12
3, vs. Florida Atlantic, 10/20/12
3, at Arkansas State, 10/13/12
3, vs. Nicholls, 9/8/12

Field-Goal attempts

- 5, vs. Georgia State, 10/30/10
5, at Lamar, 10/16/10
- 4, vs. Idaho, 9/23/17
4, at South Carolina, 11/22/14
4, vs. Georgia State, 10/18/14
4, at Appalachian State, 10/4/14
4, vs. Western Kentucky, 9/14/13
4, at Louisiana, 11/24/12
4, at Arkansas State, 10/13/12
4, vs. Nicholls, 9/8/12

Rush attempts

- 60, vs. Jackson State, 9/7/19
- 57, at Louisiana, 11/17/18
- 56, at Georgia Southern, 11/5/22**
56, vs. Appalachian State, 12/5/15
- 54, vs. Georgia State, 10/18/14
54, at Georgia State, 11/30/13
- 53, vs. Kent State, 10/19/13
53, vs. Florida Atlantic, 10/20/12
- 52, at ULM, 9/28/19
52, vs. Louisiana, 11/12/15
52, vs. Louisiana, 12/7/13

Yards Rushing

- 413, vs. Jackson State, 9/7/19
- 351, vs. Louisiana, 11/16/19
- 331, vs. Coastal Carolina, 11/23/18
- 321, at Georgia Southern, 11/5/22**
321, vs. Georgia State, 10/18/14
- 296, vs. Troy, 10/24/14
- 293, vs. Georgia State, 10/30/10
- 286, vs. Idaho, 11/7/15
- 282, vs. New Mexico State, 12/3/16
282, vs. Nicholls, 9/18/10

Fewest Rush attempts

- 16, at Georgia Southern, 11/18/17
- 21, vs. Troy, 10/20/22**
21, vs. Air Force, 12/30/16
- 22, at Louisiana Tech, 9/30/17
22, at Texas State, 10/26/13
- 23, vs. Coastal Carolina, 11/26/21
23, at Georgia State, 10/26/17
23, at North Carolina State, 9/15/12
- 24, vs. Georgia Southern, 10/3/19
24, at New Mexico State, 12/2/17
24, at Nebraska, 9/12/15

Fewest Yards Rushing

- 5, vs. Coastal Carolina, 11/26/21
- 3, vs. Arkansas State, 11/11/17
- 18, at Hawai'i, 12/1/12
- 19, at Nebraska, 9/12/15
- 22, at New Mexico State, 12/2/17
- 29, at Georgia Southern, 11/18/17
29, vs. Arkansas State, 10/13/15
- 31, vs. Troy, 10/20/22**
31, vs. Southern Mississippi, 9/4/21
- 41, at Georgia State, 10/26/17
41, vs. Oklahoma State, 9/8/17

TEAM GAME RECORDS (ALL GAMES)

Average Per Carry

- 7.22, vs. Gardner-Webb, 9/5/15
- 7.17, vs. Presbyterian, 11/19/16
- 7.02, vs. Louisiana, 11/16/19
- 6.88, vs. Jackson State, 9/7/19
- 6.63, vs. ULM, 10/21/17
- 6.58, vs. Troy, 10/24/14
- 6.49, vs. Coastal Carolina, 11/23/18
- 6.36, vs. Idaho, 11/7/15
- 6.13, at Idaho, 9/27/14
- 6.13, vs. Nicholls, 9/18/10

Pass attempts

- 55, vs. Western Kentucky, 12/21/22**
55, vs. Mississippi State, 9/13/14
- 51, at Tennessee, 9/28/13
- 50, vs. Nicholls, 9/24/16
- 49, vs. Troy, 10/20/22**
- 48, at Georgia State, 10/26/17
- 46, at Bowling Green, 9/11/21
- 46, at New Mexico State, 12/2/17
- 46, vs. Arkansas State, 11/11/17
- 46, at Idaho, 11/26/16

Completions

- 37, vs. Western Kentucky, 12/21/22**
- 30, at ULM, 10/23/21
- 29, vs. Troy, 10/20/22**
29, vs. Arkansas State, 10/30/21
- 29, at Bowling Green, 9/11/21
- 28, vs. Coastal Carolina, 11/26/21
- 28, vs. Mississippi State, 9/13/14
- 27, at Georgia State, 10/26/17
- 27, at Texas State, 10/26/13
- 27, at Louisiana, 11/24/12

Yards Passing

- 471, at Troy, 10/5/13
- 420, vs. ULM, 10/15/22**
- 405, vs. Georgia Southern, 10/14/21
- 387, at Arkansas State, 11/28/20
- 377, vs. Western Kentucky, 12/21/22**
- 363, at Southern Mississippi, 9/3/20
- 360, at Memphis, 9/22/18
- 360, at Louisiana, 11/24/12
- 354, at Central Michigan, 9/10/22**
354, vs. Coastal Carolina, 11/26/21

Fewest Pass, attempts

- 12, vs. Mississippi Valley State, 11/3/11
- 13, vs. Coastal Carolina, 11/23/18
- 13, vs. Alabama A&M, 9/16/17
- 15, vs. Louisiana, 11/16/19
- 15, vs. Georgia Southern, 10/3/19
- 16, at UAB, 9/21/19
- 17, vs. ULM, 10/24/20
- 17, at Texas State, 11/9/19
- 17, vs. Alabama State, 10/13/18
- 17, at Texas-San Antonio, 10/8/11
- 17, vs. Lamar, 9/10/11

Fewest Completions

- 6, vs. Appalachian State, 10/26/19
- 7, at Georgia Southern, 11/28/15
- 8, vs. Louisiana, 11/16/19
- 8, vs. Georgia Southern, 10/3/19
- 8, at UAB, 9/21/19
- 8, vs. Troy, 9/29/12
- 9, vs. Memphis, 9/14/19
- 9, vs. Alabama A&M, 9/16/17
- 9, at Arkansas State, 11/8/14
- 9, vs. Troy, 10/24/14
- 9, vs. Mississippi Valley State, 11/3/11

9, vs. Lamar 9/10/11

Fewest Yards Passing

- 52, vs. Appalachian State, 10/26/19
- 59, vs. Troy, 9/29/12
- 62, at Georgia Southern, 11/28/15
- 83, at UAB, 9/21/19
- 90, at Arkansas State, 11/8/14
- 91, vs. Louisiana Tech, 9/1/18
- 93, at Arkansas State, 11/3/18
- 106, vs. Idaho, 9/23/17
- 106, vs. Troy, 10/24/14
- 114, at ULM, 9/28/19
- 114, vs. Idaho, 11/7/15

Total Offense Yards

- 630, at Troy, 10/5/13
- 615, vs. ULM, 10/15/22**
- 582, at Appalachian State, 10/4/14
- 549, vs. ULM, 10/21/17
- 545, vs. Georgia Southern, 10/14/21
- 538, vs. Jackson State, 9/7/19
- 533, vs. Coastal Carolina, 11/23/18
- 526, at Southern Mississippi, 9/3/20
- 522, at Georgia State, 11/30/13
- 521, vs. New Mexico State, 12/3/16

Fewest Total Offense Yards

- 136, at Georgia Southern, 11/28/15
- 139, vs. Appalachian State, 10/26/19
- 166, at Hawai'i, 12/1/12
- 175, vs. Oklahoma State, 9/8/17
- 190, at UAB, 9/21/19
- 195, at Georgia Southern, 11/18/17
- 201, at Arkansas State, 11/8/14
- 214, at Oklahoma State, 9/8/18
- 218, vs. ULM, 11/10/18
- 224, at Troy, 10/11/17

First Downs

- 30, at Central Michigan, 9/10/22**
30, at ULM, 11/5/16
- 30, at Troy, 10/5/13
- 29, at Georgia Southern, 11/5/22**
29, vs. Jackson State, 9/7/19
- 29, vs. Kent State, 10/19/13
- 28, vs. Western Kentucky, 12/21/22**
28, at Appalachian State, 10/4/14
- 27, at Louisiana, 11/17/18
- 26, vs. Arkansas State, 11/29/19
- 26, vs. ULM, 10/21/17
- 26, vs. Louisiana, 11/12/15
- 26, vs. Georgia State, 10/18/14

Fewest First Downs

- 4, vs. Georgia Southern, 10/3/19
- 9, at Georgia Southern, 11/28/15
- 10, vs. Appalachian State, 10/26/19
- 10, at Georgia Southern, 11/18/17
- 11, vs. ULM, 11/10/18
- 11, vs. Mississippi Valley State, 11/3/11
- 12, at Troy, 10/11/17
- 12, vs. Oklahoma State, 9/8/17
- 12, vs. Troy, 10/20/16
- 12, vs. Arkansas State, 10/13/15

First Downs Rushing

- 19, vs. Jackson State, 9/7/19
- 19, vs. Georgia State, 10/18/14
- 17, at Georgia Southern, 11/5/22**
17, vs. Kent State, 10/19/13
- 16, vs. Georgia State, 10/30/10
- 15, vs. Louisiana, 11/16/19
- 14, vs. Alcorn State, 9/18/21
- 14, at ULM, 9/28/19
- 14, vs. ULM, 10/21/17
- 14, vs. Troy, 10/24/14
- 14, at Georgia State, 10/22/11
- 14, vs. Nicholls State, 9/18/10

First Downs Passing

- 20, vs. Western Kentucky, 12/21/22**
- 18, at Central Michigan, 9/10/22**
- 17, at New Mexico State, 12/2/17
- 17, at ULM, 11/5/16
- 16, vs. ULM, 10/15/22**
16, vs. Coastal Carolina, 11/26/21
- 16, at Arkansas State, 11/28/20
- 16, vs. Nicholls, 9/24/16
- 16, at Appalachian State, 10/4/14
- 16, vs. Mississippi State, 9/13/14
- 16, at Troy, 10/5/13

Highest Time Of Possession

- 38:53, at Georgia State, 11/30/13
- 38:02, vs. Tennessee-Martin, 10/15/11
- 38:00, at Central Michigan, 9/10/22**
- 37:04, at Georgia Southern, 11/5/22**
- 37:00, at Tennessee, 11/20/21
- 36:47, vs. Louisiana, 10/2/21
- 36:41, at Mississippi State, 9/3/16
- 36:25, at Troy, 11/6/21
- 36:01, vs. Georgia State, 10/30/10
- 35:59, at Arkansas State, 10/29/22**
35:59, at Louisiana, 11/17/18
- 35:59, at Troy, 10/11/17

Lowest Time Of Possession

- 19:22, vs. Georgia Southern, 10/3/19
- 19:34, vs. Air Force, 12/30/16
- 19:57, at UAB, 9/21/19
- 20:49, at Georgia Southern, 11/18/17
- 21:07, vs. Gardner-Webb, 9/5/15
- 22:39, vs. Louisiana Tech, 9/1/18
- 22:39, at Texas State, 10/26/13
- 23:24, vs. Mississippi Valley State, 11/3/11
- 23:34, vs. Idaho, 11/7/15
- 23:52, vs. Texas State, 9/15/18

TEAM GAME RECORDS (DI OPPONENTS)

Fewest Rushing Yards Allowed

1. **-19, at Arkansas State, 10/29/22**
2. 9, at Bowling Green, 9/11/21
3. 22, vs. Nicholls, 9/8/12
4. 24, at Georgia State, 11/30/13
5. 30, at Troy, 10/11/17
6. 30, at Idaho, 9/27/14
7. 32, vs. Alcorn State, 9/18/21
8. 38, vs. Arkansas State, 10/30/21
9. 40, at New Mexico State, 12/2/17
10. 42, at Texas State, 11/9/19

Most Rushing Yards Allowed

1. 489, at Georgia Southern, 11/28/15
2. 388, vs. Navy, 11/28/14
3. 356, at Georgia Southern, 11/18/17
4. 353, vs. New Mexico State, 12/3/16
5. 351, at Navy, 11/16/13
6. 348, at Appalachian State, 9/29/18
7. 335, vs. Georgia Southern, 9/20/14
8. 330, vs. North Carolina State, 9/26/15
9. 319, at Texas State, 10/24/15
10. 315, vs. Coastal Carolina, 11/20/21

Fewest Passing Yards Allowed

1. 42, vs. Navy, 11/28/14
2. 53, at Georgia Southern, 11/28/15
3. 58, vs. Louisiana, 10/2/21
4. 67, vs. Mississippi Valley State, 11/3/11
5. 69, vs. Nicholls, 9/24/16
6. 78, vs. Georgia Southern, 10/3/19
7. 78, vs. Presbyterian, 11/19/16
8. 85, vs. Georgia Southern, 9/20/14
9. 93, at Arkansas State, 10/15/16
10. 94, at Kent State, 9/24/11

Most Passing Yards Allowed

1. **522, vs. Western Kentucky, 12/21/22**
2. 453, at Oklahoma State, 9/8/18
3. 451, at New Mexico State, 12/2/17
4. 429, at Ole Miss, 9/2/17
5. 395, vs. Troy, 10/20/16
6. 376, vs. ULM, 11/10/18
7. 373, at Texas State, 11/9/19
8. **371, vs. ULM, 10/15/22**
9. 369, at ULM, 10/23/21
10. 369, vs. Bowling Green, 12/20/14

Fewest Total Yards Allowed

1. 118, vs. Nicholls, 9/8/12
2. 158, at Arkansas State, 10/29/22
3. 160, at Lamar, 10/16/10
4. **165, vs. Nicholls, 9/3/22**
5. 166, vs. Mississippi Valley State, 11/3/11
6. 172, vs. Alabama A&M, 9/16/17
7. 212, vs. Louisiana, 12/7/13
8. 219, vs. Alabama State, 10/13/18
9. 224, vs. Arkansas State, 10/30/21
10. **230, vs. Texas State, 11/12/22**
- 230, vs. Nicholls, 9/24/16

Most Total Yards Allowed

1. **677, vs. Western Kentucky, 12/21/22**
2. 617, at Oklahoma State, 9/8/18
3. 586, vs. North Carolina State, 9/26/15
4. 585, vs. Troy, 10/20/16
5. 583, at Georgia Southern, 11/18/17
6. 563, at Memphis, 9/22/18
7. 561, at Tennessee, 11/20/21
8. 561, at Nebraska, 9/12/15
9. 556, vs. Georgia State, 11/21/20
10. 555, at ULM, 10/23/21

Fewest Points Allowed

1. 0, vs. Alabama A&M, 9/16/17
- 0, at Lamar, 10/16/10
3. 3, at Arkansas State, 10/29/22
- 3, vs. Nicholls, 9/8/12
- 3, vs. Mississippi Valley State, 11/3/11
5. **7, vs. Nicholls, 9/3/22**
- 7, vs. Southern Mississippi, 9/4/21
- 7, vs. Alabama A&M, 10/13/18
- 7, vs. Presbyterian, 11/19/16
10. 8, at Troy, 10/11/17
- 8, vs. Louisiana, 12/7/13
- 8, vs. Lamar 9/10/11

Most Points Allowed

1. 63, vs. North Carolina State, 9/26/15
2. 60, at Tennessee, 11/20/21
3. 55, at Oklahoma State, 9/8/18
- 55, at Georgia Southern, 11/28/15
5. 52, at Appalachian State, 9/29/18
- 52, at Memphis, 9/22/18
- 52, at Georgia Southern, 11/18/17
- 52, at Louisiana, 11/24/12
9. 49, vs. Arkansas State, 10/13/15
10. 48, at Louisiana, 11/17/18
- 48, at Georgia Southern, 10/6/18
- 48, at Nebraska, 9/12/15

Tackles For Loss

1. 14, vs. ULM, 11/23/13
- 14, vs. Nicholls, 9/8/12
3. **12, vs. Texas State, 11/12/22**
4. 11, at Arkansas State, 10/29/22
- 11, at Texas State, 10/9/21
- 11, vs. Texas State, 9/15/18
- 11, at Oklahoma State, 9/8/18
8. 10, vs. Air Force, 12/30/16
- 10, vs. New Mexico State, 12/3/16
- 10, vs. San Diego State, 10/1/16
- 10, vs. Arkansas State, 11/2/13
- 10, at North Carolina State, 9/15/12

Sacks

1. 9, vs. ULM, 11/23/13
2. 7, at Idaho, 9/27/14
3. 6, vs. Nicholls State, 9/8/12
4. 5, vs. Coastal Carolina, 11/26/21
- 5, vs. Georgia State, 10/18/14
6. **4, at Arkansas State, 10/29/22**
- 4, vs. Louisiana Tech, 9/24/22**
- 4, vs. Arkansas State, 10/30/21
- 4, vs. Georgia Southern, 10/14/21
- 4, vs. Alcorn State, 9/18/21
- 4, vs. Southern Mississippi, 9/4/21
- 4, vs. Coastal Carolina, 11/23/18
- 4, at Oklahoma State, 9/8/18
- 4, vs. Arkansas State, 11/11/17
- 4, vs. Air Force, 12/30/16
- 4, vs. New Mexico State, 12/3/16
- 4, vs. Georgia State, 10/29/16
- 4, vs. San Diego State, 10/1/16
- 4, at Georgia State, 11/30/13
- 4, at North Carolina State, 9/15/12
- 4, at North Carolina State, 9/17/11
- 4, at UC Davis, 10/23/10

Fumble Recoveries

1. 4, at South Carolina, 11/22/14
- 4, at Lamar, 10/16/10
3. 3, at Troy, 10/11/17
- 3, vs. Appalachian State, 12/5/15
- 3, vs. Navy, 11/28/14
- 3, at Arkansas State, 10/13/12
- 3, at Georgia State, 10/22/11
- 3, at North Carolina State, 9/17/11
9. **2, at UCLA, 9/17/22**
- 2, vs. Coastal Carolina, 11/26/21
- 2, at Appalachian State, 11/13/21
- 2, vs. Southern Mississippi, 9/4/21
- 2, at Coastal Carolina, 11/7/20
- 2, at Nebraska, 8/31/19
- 2, vs. Coastal Carolina, 11/23/18
- 2, vs. Arkansas State, 11/11/17
- 2, vs. Idaho, 9/23/17
- 2, vs. Troy, 10/20/16
- 2, vs. San Diego State, 10/1/16
- 2, vs. Nicholls, 9/24/16
- 2, at Georgia Southern, 11/28/15
- 2, vs. Idaho, 11/7/15
- 2, at Appalachian State, 10/4/14
- 2, vs. Mississippi State, 9/13/14
- 2, vs. Louisiana, 12/7/13
- 2, at Georgia State, 11/30/13
- 2, at Hawai'i, 12/1/12
- 2, vs. Troy, 9/29/12

Interceptions

1. **4, vs. Louisiana Tech, 9/24/22**
- 4, vs. Arkansas State, 11/11/17
3. 3, vs. Arkansas State, 10/30/21
- 3, at Texas State, 10/9/21
- 3, vs. Georgia State, 11/21/20
- 3, vs. Louisiana Tech, 9/1/18
- 3, at Idaho, 11/26/16
- 3, at Troy, 10/3/15
- 3, at Tennessee, 9/28/13
- 3, vs. Western Kentucky, 9/14/13
- 3, vs. Troy, 9/29/12

Interception Return Yards

1. 115, at Texas State, 10/9/21
2. 95, vs. ULM, 10/24/20
3. 84, vs. Texas State, 9/15/18
4. 78, at Idaho, 9/27/14
5. 72, at Tennessee, 9/28/13
6. 50, vs. Louisiana, 12/7/13
7. 49, vs. Western Kentucky, 9/14/13
8. 48, vs. Southern Mississippi, 9/4/21
9. 47, vs. Georgia State, 10/30/10
10. 40, at North Texas, 11/10/12
- 40, vs. Troy, 9/29/12

Total Turnovers Forced

1. 6, vs. Arkansas State, 11/11/17
2. **5, vs. Louisiana Tech, 9/24/22**
- 5, at South Carolina, 11/22/14
- 5, vs. Troy, 9/29/12
5. 4, at Appalachian State, 11/13/21
- 4, vs. Arkansas State, 10/30/21
- 4, vs. Southern Mississippi, 9/4/21
- 4, vs. Georgia State, 11/21/20
- 4, at Troy, 10/11/17
- 4, vs. Appalachian State, 12/5/15
- 4, vs. Louisiana, 12/7/13
- 4, at Hawai'i, 12/1/12
- 4, at Lamar, 10/16/10

TEAM GAME RECORDS (DI OPPONENTS)

Passes Broken Up

- 9, vs. Kent State, 9/6/14
- 8, vs. Arkansas State, 11/29/19
- 8, vs. Idaho, 9/23/17
- 8, at UC Davis, 10/23/10
- 7, vs. Louisiana Tech, 9/24/22**
- 7, at Louisiana, 11/14/20
- 7, at New Mexico State, 12/2/17
- 7, at Idaho, 9/27/14
- 7, vs. Tennessee-Martin, 10/15/11
- 7, at Lamar, 10/16/10

Blocked Kicks

- 3, vs. Florida Atlantic, 10/20/12
- 1, at Georgia Southern, 11/5/22**
- 1, at Arkansas State, 10/29/22**
- 1, vs. Alcorn State, 9/18/21
- 1, vs. Troy, 12/5/20
- 1, vs. Georgia Southern, 10/3/19
- 1, at Nebraska, 8/31/19
- 1, at Memphis, 9/22/18
- 1, vs. Texas State, 9/15/18
- 1, vs. Alabama A&M, 9/16/17
- 1, vs. Presbyterian, 11/19/16
- 1, at Mississippi State, 9/3/16
- 1, at Georgia Southern, 11/28/15
- 1, vs. Louisiana, 11/12/15
- 1, vs. Idaho, 11/7/15
- 1, at Appalachian State, 10/4/14
- 1, vs. Kent State, 10/19/13
- 1, at Tulane, 9/7/13
- 1, at Arkansas State, 10/13/12
- 1, vs. Troy, 9/29/12
- 1, vs. Mississippi Valley State, 11/3/11
- 1, at Georgia State, 10/22/11
- 1, at Texas-San Antonio, 10/8/11
- 1, at Kent State, 9/24/11
- 1, vs. Georgia State, 10/30/10
- 1, vs. Nicholls, 9/18/10

Punts

- 10, vs. Appalachian State, 10/26/19
- 10, at Oklahoma State, 9/8/18
- 10, at Kent State, 9/6/14
- 9, at Arkansas State, 11/3/18
- 9, at Appalachian State, 9/29/18
- 9, at Georgia Southern, 11/18/17
- 9, vs. Arkansas State, 11/11/17
- 9, vs. Troy, 10/20/16
- 9, vs. Troy, 9/29/12
- 8, at Arkansas State, 10/29/22**
- 8, vs. Southern Mississippi, 9/4/21
- 8, vs. Georgia Southern, 10/3/19
- 8, at Troy, 10/11/17
- 8, at Texas State, 10/24/15
- 8, vs. Arkansas State, 10/13/15
- 8, vs. Georgia Southern, 9/20/14

Yards Punting

- 429, vs. Troy, 10/20/16
- 429, at Kent State, 9/6/14
- 411, at Georgia Southern, 11/18/17
- 397, at Oklahoma State, 9/8/18
- 391, at Arkansas State, 11/3/18
- 382, vs. Appalachian State, 10/26/19
- 380, at Troy, 10/11/17
- 365, vs. Troy, 9/29/12
- 357, vs. Georgia Southern, 10/3/19
- 356, vs. Arkansas State, 11/11/17

Punting Average

- 63.0, vs. Coastal Carolina, 11/26/21
- 53.0, vs. Old Dominion, 11/26/22**
- 53.0, at Troy, 11/6/21
- 52.0, vs. Navy, 11/28/14
- 51.7, at ULM, 10/23/21
- 50.3, vs. Louisiana, 11/4/17
- 49.8, at Arkansas State, 10/15/16
- 49.6, at Georgia State, 11/23/19
- 48.8, at South Carolina, 11/22/14
- 48.4, vs. Oklahoma State, 9/8/17
- 48.4, vs. Bowling Green, 12/20/14

Punting Average (minimum 4)

- 52.0, vs. Navy, 11/28/14
- 50.3, vs. Louisiana, 11/4/17
- 49.8, at Arkansas State, 10/15/16
- 49.6, at Georgia State, 11/23/19
- 48.8, at South Carolina, 11/22/14
- 48.4, vs. Oklahoma State, 9/8/17
- 48.4, vs. Bowling Green, 12/20/14
- 48.0, vs. Louisiana Tech, 9/1/18
- 47.8, at Texas State, 11/9/19
- 47.7, vs. Troy, 10/20/16

Kick Returns

- 8, vs. Cal Poly, 11/19/11
- 7, vs. Bowling Green, 12/20/14
- 7, at Navy, 11/16/13
- 6, vs. Nicholls, 9/24/16
- 6, at ULM, 10/27/12
- 6, vs. Georgia State, 10/30/10
- 5, vs. Arkansas State, 11/29/19
- 5, vs. Louisiana, 11/16/19
- 5, at Texas State, 11/9/19
- 5, at Nebraska, 8/31/19
- 5, at Louisiana, 11/17/18
- 5, at Arkansas State, 11/3/18
- 5, vs. Texas State, 9/15/18
- 5, at Oklahoma State, 9/8/18
- 5, vs. Louisiana Tech, 9/1/18
- 5, at New Mexico State, 12/2/17
- 5, vs. Appalachian State, 12/5/15
- 5, vs. Idaho, 11/7/15
- 5, at Nebraska, 9/12/15
- 5, vs. Navy, 11/28/14
- 5, at Hawai'i, 12/1/12
- 5, at Louisiana, 11/24/12
- 5, at Georgia State, 10/22/11
- 5, at North Carolina State, 9/17/11

Kick Return Yards

- 181, vs. Idaho, 11/7/15
- 180, at Georgia State, 10/22/11
- 153, vs. Nicholls, 9/24/16
- 140, vs. Appalachian State, 12/5/15
- 139, vs. Bowling Green, 12/20/14
- 133, vs. Nicholls, 9/18/10
- 132, at New Mexico State, 12/2/17
- 131, vs. Louisiana Tech, 9/1/18
- 129, at Navy, 11/16/13
- 123, vs. Georgia State, 10/30/10

Punt Returns

- 6, vs. Nicholls, 9/3/22**
- 5, at Tulane, 9/7/13
- 5, vs. Tennessee-Martin, 10/15/11
- 5, at Kent State, 9/24/11
- 5, vs. Lamar, 9/10/11
- 4, vs. Presbyterian, 11/19/16
- 4, vs. Idaho, 11/7/15
- 3, vs. Louisiana, 10/2/21
- 3, vs. Alcorn State, 9/18/21
- 3, at Bowling Green, 9/11/21
- 3, vs. Arkansas State, 11/29/19
- 3, vs. Alabama State, 10/13/18
- 3, vs. San Diego State, 10/1/16
- 3, at Troy, 10/3/15
- 3, vs. Bowling Green, 12/20/14
- 3, vs. Florida Atlantic, 10/20/12
- 3, at Lamar, 10/16/10

Punt Return Yards

- 88, vs. Alabama State, 10/13/18
- 77, vs. Louisiana Tech, 9/24/22**
- 72, vs. Nicholls, 9/3/22**
- 53, at Tulane, 9/7/13
- 51, vs. Georgia State, 10/18/14
- 50, at Lamar, 10/16/10
- 49, vs. Idaho, 11/7/15
- 43, at UC Davis, 10/23/10
- 40, at Kent State, 9/24/11
- 38, vs. Louisiana, 10/2/21

INDIVIDUAL GAME RECORDS (DI OPPONENTS)

Scoring

1. **24, La'Damian Webb, at Georgia Southern, 11/5/22**
24, Jalen Tolbert, vs. Arkansas State, 11/29/19
3. **18, La'Damian Webb, at Arkansas State, 10/29/22**
18, Kareem Walker, vs. Alcorn State, 9/18/21
18, Jalen Tolbert, at Arkansas State, 11/28/20
18, Kawaan Baker, vs. ULM, 10/24/20
18, Jamarius Way, vs. Coastal Carolina, 11/23/18
18, Kawaan Baker, at Louisiana, 11/17/18
18, Kawaan Baker, vs. Louisiana Tech, 9/1/18
18, Xavier Johnson, vs. New Mexico State, 12/3/16
18, Xavier Johnson, vs. Nicholls, 9/24/16

Scoring By Kicking

1. 15, Lawson McGlon, vs. Georgia State, 10/30/10
2. 14, Lawson McGlon, at Lamar, 10/16/10
3. 13, Michel Chapuseaux, vs. Florida Atlantic, 10/20/12
4. **12, Diego Guajardo, vs. Nicholls, 9/3/22**
12, Diego Guajardo, vs. Texas State, 10/17/20
12, Aleem Sunanon, at South Carolina, 11/22/14
12, Aleem Sunanon, vs. Georgia State, 10/18/14
12, Aleem Sunanon, vs. Louisiana, 12/7/13
12, Aleem Sunanon, vs. ULM, 11/23/13
12, Michel Chapuseaux, at Louisiana, 11/24/12

Total Touchdowns

1. **4, La'Damian Webb, at Georgia Southern, 11/5/22**
4, Jalen Tolbert, vs. Arkansas State, 11/29/19
3. **3, La'Damian Webb, at Arkansas State, 10/29/22**
3, Kareem Walker, vs. Alcorn State, 9/18/21
3, Jalen Tolbert, at Arkansas State, 11/28/20
3, Kawaan Baker, vs. ULM, 10/24/20
3, Jamarius Way, vs. Coastal Carolina, 11/23/18
3, Kawaan Baker, at Louisiana, 11/17/18
3, Kawaan Baker, vs. Louisiana Tech, 9/1/18
3, Xavier Johnson, vs. New Mexico State, 12/3/16
3, Xavier Johnson, vs. Nicholls, 9/24/16

Extra Points

1. 7, Aleem Sunanon, vs. Idaho, 11/7/15
2. **6, Diego Guajardo, vs. Nicholls, 9/3/22**
6, Gavin Patterson, vs. Alabama State, 10/13/18
6, Gavin Patterson, vs. Alabama A&M, 9/16/17
6, Gavin Patterson, vs. San Diego State, 10/1/16
6. **5, Diego Guajardo, vs. Texas State, 11/12/22**
5, Diego Guajardo, at Georgia Southern, 11/5/22
5, Diego Guajardo, vs. Georgia Southern, 10/14/21
5, Diego Guajardo, at Arkansas State, 11/28/20
5, Diego Guajardo, vs. ULM, 10/24/20
5, Gavin Patterson, at Louisiana, 11/17/18
5, Gavin Patterson, vs. New Mexico State, 12/3/16
5, Gavin Patterson, at ULM, 11/5/16
5, Gavin Patterson, vs. Nicholls, 9/24/16
5, Aleem Sunanon, at Georgia State, 11/30/13
5, Aleem Sunanon, vs. Kent State, 10/19/13
5, Aleem Sunanon, at Tulane, 9/7/13
5, Jordan Means, vs. Mississippi Valley State, 11/3/11

Extra-Point attempts

1. 7, Aleem Sunanon, vs. Idaho, 11/7/15
2. **6, Diego Guajardo, vs. Nicholls, 9/3/22**
6, Gavin Patterson, vs. Alabama State, 10/13/18
6, Gavin Patterson, vs. Alabama A&M, 9/16/17
6, Gavin Patterson, vs. San Diego State, 10/1/16
5. **5, Diego Guajardo, vs. Texas State, 11/12/22**
5, Diego Guajardo, at Georgia Southern, 11/5/22
5, Diego Guajardo, vs. Georgia Southern, 10/14/21
5, Diego Guajardo, at Arkansas State, 11/28/20
5, Diego Guajardo, vs. ULM, 10/24/20
5, Diego Guajardo, vs. Arkansas State, 11/29/19
5, Gavin Patterson, at Louisiana, 11/17/18
5, Gavin Patterson, vs. New Mexico State, 12/3/16
5, Gavin Patterson, at ULM, 11/5/16

- 5, Gavin Patterson, vs. Nicholls, 9/24/16
- 5, Aleem Sunanon, at Georgia State, 11/30/13
- 5, Aleem Sunanon, vs. Kent State, 10/19/13
- 5, Aleem Sunanon, at Tulane, 9/7/13
- 5, Jordan Means, vs. Mississippi Valley State, 11/3/11
- 5, Jordan Means, vs. Nicholls, 9/18/10

Field Goals

1. 4, Aleem Sunanon, at South Carolina, 11/22/14
4, Lawson McGlon, vs. Georgia State, 10/30/10
4, Lawson McGlon, at Lamar, 10/16/10
4. 3, Diego Guajardo, at Bowling Green, 9/11/21
3, Diego Guajardo, vs. Texas State, 10/17/20
3, Gavin Patterson, at Louisiana Tech, 9/30/17
3, Gavin Patterson, vs. Idaho, 9/23/17
3, Gavin Patterson, vs. Georgia Southern, 9/10/16
3, Aleem Sunanon, vs. Georgia State, 10/18/14
3, Aleem Sunanon, vs. Louisiana, 12/7/13
3, Aleem Sunanon, vs. ULM, 11/23/13
3, Aleem Sunanon, vs. Arkansas State, 11/2/13
3, Aleem Sunanon, vs. Western Kentucky, 9/14/13
3, Michel Chapuseaux, at Louisiana, 11/24/12
3, Michel Chapuseaux, vs. Florida Atlantic, 10/20/12
3, Michel Chapuseaux, at Arkansas State, 10/13/12
3, Michel Chapuseaux, vs. Nicholls, 9/8/12

Field-Goal attempts

1. 5, Lawson McGlon, vs. Georgia State, 10/30/10
5, Lawson McGlon, at Lamar, 10/16/10
3. 4, Gavin Patterson, vs. Idaho, 9/23/17
4, Aleem Sunanon, at South Carolina, 11/22/14
4, Aleem Sunanon, vs. Georgia State, 10/18/14
4, Grant McLaurin, at Appalachian State, 10/4/14
4, Aleem Sunanon, vs. Western Kentucky, 9/14/13
4, Michel Chapuseaux, at Louisiana, 11/24/12
4, Michel Chapuseaux, at Arkansas State, 10/13/12
4, Michel Chapuseaux, vs. Nicholls, 9/8/12

Rush attempts

1. **35, La'Damian Webb, at Georgia Southern, 11/5/22**
2. 32, Carlos Davis, vs. Texas State, 10/17/20
3. 31, Kendall Houston, vs. Georgia State, 10/30/10
4. **28, La'Damian Webb, at Arkansas State, 10/29/22**
5. 24, Tra Minter, vs. Coastal Carolina, 11/23/18
6. 23, Terrion Avery, at Troy, 11/6/21
23, Kareem Walker, vs. Alcorn State, 9/18/21
23, Tra Minter, vs. Appalachian State, 10/26/19
23, Tra Minter, at Louisiana, 11/17/18
23, Tra Minter, vs. Troy, 10/23/18
23, Xavier Johnson, vs. Louisiana, 11/12/15

Yards Rushing

1. **247, La'Damian Webb, at Georgia Southern, 11/5/22**
2. 203, Tra Minter, vs. Coastal Carolina, 11/23/18
3. 189, Tra Minter, vs. Jackson State, 9/7/19
4. 178, Kendall Houston, vs. Troy, 10/24/14
5. 175, Kendall Houston, vs. Georgia State, 10/30/10
6. 166, Kendall Houston, at Lamar, 10/16/10
7. 163, La'Damian Webb, at Arkansas State, 10/29/22
8. 155, Xavier Johnson, vs. Idaho, 9/23/17
9. 154, Xavier Johnson, vs. New Mexico State, 12/3/16
10. 150, Kareem Walker, vs. Alcorn State, 9/18/21
150, Tra Minter, at ULM, 9/28/19

INDIVIDUAL GAME RECORDS (DI OPPONENTS)

Yards Rushing – Quarterback

- 137, Brandon Bridge, vs. Georgia State, 10/18/14
- 126, Ross Metheny, vs. ULM, 11/23/13
- 80, C.J. Bennett, vs. Georgia State, 10/30/10
- 79, C.J. Bennett, vs. Troy, 9/29/12
- 77, Ross Metheny, vs. Arkansas State, 11/2/13
- 75, Ross Metheny, at Tulane, 9/7/13
- 74, Evan Orth, vs. Louisiana Tech, 9/1/18
- 74, Dallas Davis, vs. New Mexico State, 12/3/16
- 72, Cephus Johnson, at ULM, 9/28/19
- 71, Brandon Bridge, at Idaho, 9/27/14

Rushing Touchdowns

- 4, La'Damian Webb, at Georgia Southern, 11/5/22**
- 3, La'Damian Webb, at Arkansas State, 10/29/22**
3, Kareem Wallker, vs. Alcorn State, 9/18/21
3, Xavier Johnson, vs. New Mexico State, 12/3/16
- 2, Marco Lee Jr., vs. ULM, 10/15/22**
2, Marco Lee Jr., at UCLA, 9/17/22
2, La'Damian Webb, at Central Michigan, 9/10/22
2, La'Damian Webb, at Nicholls, 9/3/22
2, Jake Bentley, vs. Georgia Southern, 10/14/21
2, AJ Phillips, at Texas State, 10/9/21
2, Bryan Hill, vs. Louisiana, 10/2/21
2, Cephus Johnson, at ULM, 9/28/19
2, Tra Minter, vs. Jackson State, 9/7/19
2, Kawaan Baker, at Louisiana, 11/17/18
2, Tra Minter, vs. Texas State, 9/15/18
2, Kawaan Baker, vs. Louisiana Tech, 9/1/18
2, Xavier Johnson, vs. Idaho, 9/23/17
2, Xavier Johnson, vs. Alabama A&M, 9/16/17
2, Cole Garvin, at Ole Miss, 9/2/17
2, Xavier Johnson, vs. Troy, 10/20/16
2, Xavier Johnson, vs. Nicholls, 9/24/16
2, Gerald Everett, vs. Appalachian State, 12/5/15
2, Xavier Johnson, vs. Louisiana-Lafayette, 11/12/15
2, Cody Clements, vs. Idaho, 11/7/15
2, Xavier Johnson, at San Diego State, 9/19/15
2, Jay Jones, at Kent State, 9/6/14
2, Kendall Houston, vs. Louisiana-Lafayette, 12/7/13
2, Jay Jones, at Georgia State, 11/30/13
2, Kendall Houston, vs. Kent State, 10/19/13
2, Ross Metheny, at Tennessee, 9/28/13
2, Ross Metheny, at Tulane, 9/7/13
2, Demetre Baker, vs. Florida Atlantic, 10/20/12
2, Kendall Houston, vs. Mississippi Valley State, 11/3/11
2, Kendall Houston, vs. Tennessee-Martin, 10/15/11
2, Demetre Baker, at Texas-San Antonio, 10/8/11
2, Demetre Baker, at Kent State, 9/24/11
2, Kendall Houston, vs. Nicholls, 9/18/10

Average Per Carry (minimum five, attempts)

- 17.29, Xavier Johnson, vs. Gardner-Webb, 9/5/15
- 16.44, Xavier Johnson, vs. Idaho, 11/7/15
- 12.20, Carlos Davis, vs. Louisiana, 11/16/19
- 11.83, Brandon Bridge, at Idaho, 9/27/14
- 11.81, Tra Minter, vs. Jackson State, 9/7/19
- 11.60, Xavier Johnson, vs. Presbyterian, 11/19/16
- 11.29, C.J. Bennett, vs. Troy, 9/29/12
- 10.33, Xavier Johnson, at Texas State, 10/24/15
- 10.22, Jay Jones, vs. Southern Utah, 8/29/13
- 9.89, Kendall Houston, vs. Troy, 10/24/14

Average Per Carry (minimum 10, attempts)

- 12.20, Carlos Davis, vs. Louisiana, 11/16/19
- 11.81, Tra Minter, vs. Jackson State, 9/7/19
- 11.60, Xavier Johnson, vs. Presbyterian, 11/19/16
- 9.89, Kendall Houston, vs. Troy, 10/24/14
- 9.67, Kendall Houston, vs. Nicholls, 9/18/10
- 9.13, Brandon Bridge, vs. Georgia State, 10/18/14
- 9.00, Xavier Johnson, vs. ULM, 10/21/17
- 8.46, Tra Minter, vs. Coastal Carolina, 11/23/18
- 8.30, Tyreis Thomas, at Mississippi State, 9/3/16

- 8.26, Terrance Timmons, vs. Navy, 11/28/14

Pass attempts

- 53, Carter Bradley, vs. Western Kentucky, 12/21/22**
- 50, Dallas Davis, vs. Nicholls, 9/24/16
- 49, Carter Bradley, vs. Troy, 10/20/22**
- 48, Dallas Davis, at Georgia State, 10/26/17
- 46, Jake Bentley, at Bowling Green, 9/11/21
- 45, Cole Garvin, vs. Arkansas State, 11/11/17
45, Cole Garvin, at Louisiana Tech, 9/30/17
45, Dallas Davis, at Idaho, 11/26/16
45, Ross Metheny, at North Texas, 11/10/12
- 44, Ross Metheny, at Louisiana, 11/24/12

Completions

- 36, Carter Bradley, vs. Western Kentucky, 12/21/22**
- 30, Jake Bentley, at ULM, 10/23/21
- 29, Carter Bradley, vs. Troy, 10/20/22**
29, Jake Bentley, vs. Arkansas State, 10/30/21
29, Jake Bentley, at Bowling Green, 9/11/21
- 28, Jake Bentley, vs. Coastal Carolina, 11/26/21
- 27, Dallas Davis, at Georgia State, 10/26/17
27, Ross Metheny, at Texas State, 10/26/13
27, Ross Metheny, at Louisiana, 11/24/12
- 26, Carter Bradley, at UCLA, 9/17/22**
26, Carter Bradley, at Central Michigan, 9/10/22

Yards Passing

- 420, Carter Bradley, vs. ULM, 10/15/22**
- 389, Jake Bentley, vs. Georgia Southern, 10/14/21
- 360, Carter Bradley, vs. Western Kentucky, 12/21/22**
360, Evan Orth, at Memphis, 9/22/18
360, Ross Metheny, at Louisiana, 11/24/12
- 354, Carter Bradley, at Central Michigan, 9/10/22**
354, Jake Bentley, vs. Coastal Carolina, 11/26/21
- 343, Cole Garvin, vs. Arkansas State, 11/11/17
- 339, Brandon Bridge, at Appalachian State, 10/4/14
- 320, Jake Bentley, at ULM, 10/23/21
320, Dallas Davis, at Idaho, 11/26/16

Touchdowns Passing

- 4, Carter Bradley, vs. Texas State, 11/12/22**
4, Jake Bentley, vs. Arkansas State, 10/30/21
4, Jake Bentley, at ULM, 10/23/21
4, Desmond Trotter, vs. Arkansas State, 11/29/19
4, Brandon Bridge, vs. Navy, 11/28/14
- 3, Carter Bradley, vs. Western Kentucky, 12/21/22**
3, Carter Bradley, vs. Old Dominion, 11/26/22
3, Carter Bradley, at Southern Miss, 11/19/22
3, Carter Bradley, vs. ULM, 10/15/22
3, Carter Bradley, vs. Louisiana Tech, 9/24/22
3, Carter Bradley, at Central Michigan, 9/10/22
3, Carter Bradley, vs. Nicholls, 9/3/22
3, Jake Bentley, vs. Georgia Southern, 10/14/21
3, Desmond Trotter, vs. ULM, 10/24/20
3, Evan Orth, at Memphis, 9/22/18
3, Dallas Davis, vs. ULM, 10/21/17
3, Cole Garvin, vs. San Diego State, 10/1/16
3, Cody Clements, vs. Arkansas State, 10/13/15
3, Brandon Bridge, at Appalachian State, 10/4/14
3, Ross Metheny, vs. ULM, 11/23/13
3, Ross Metheny, at Texas State, 10/26/13
3, Ross Metheny, at Arkansas State, 10/13/12
3, C.J. Bennett, vs. Georgia State, 10/30/10

INDIVIDUAL GAME RECORDS (DI OPPONENTS)

Most Passes Intercepted

- 4, Dallas Davis, vs. Nicholls, 9/24/16
- 4, Hunter Vaughn, at South Carolina, 11/22/14
- 4, C.J. Bennett, at Georgia State, 10/22/11
- 3, Jake Bentley, vs. Coastal Carolina, 11/26/21
- 3, Evan Orth, vs. Troy, 10/23/18
- 3, Cody Clements, vs. Appalachian State, 12/5/15
- 3, Cody Clements, vs. Arkansas State, 10/13/15
- 3, Ross Metheny, vs. Middle Tennessee, 11/17/12
- 3, C.J. Bennett, vs. Cal Poly, 11/19/11
- 3, C.J. Bennett, at Kent State, 9/24/11

Receptions

- 12, Caullin Lacy, vs. ULM, 10/15/22**
- 11, Devin Voisin, vs. Western Kentucky, 12/21/22**
11, Jalen Tolbert, vs. Georgia Southern, 10/14/21
11, Jamarius Way, vs. Texas State, 9/15/18
- 10, Jalen Wayne, at Central Michigan, 9/10/22**
10, Jalen Tolbert, vs. Coastal Carolina, 11/26/21
10, Jalen Tolbert, at ULM, 10/23/21
10, Jalen Tolbert, at Arkansas State, 11/28/20
10, Jamarius Way, at Memphis, 9/22/18
10, Shavarez Smith, at Georgia State, 11/30/13
10, Wes Saxton, at Texas State, 10/26/13

Yards Receiving

- 252, Jalen Tolbert, at Arkansas State, 11/28/20
- 194, Shavarez Smith, at Georgia State, 11/30/13
- 191, Jalen Tolbert, vs. Coastal Carolina, 11/26/21
- 185, Jamarius Way, at Memphis, 9/22/18
- 174, Jalen Tolbert, vs. Georgia Southern, 10/14/21
- 173, Jamarius Way, vs. Texas State, 9/15/18
- 169, Jalen Tolbert, at Southern Mississippi, 9/3/20
- 168, Jalen Tolbert, vs. Southern Mississippi, 9/4/21
- 164, Gerald Everett, at San Diego State, 9/19/15
- 155, Jalen Tolbert, at ULM, 10/23/21

Touchdown Catches

- 4, Jalen Tolbert, vs. Arkansas State, 11/29/19
- 3, Jalen Tolbert, at Arkansas State, 11/28/20
- 3, Kawaan Baker, vs. ULM, 10/24/20
- 3, Jamarius Way, vs. Coastal Carolina, 11/23/18
- 2, Devin Voisin, vs. Texas State, 11/12/22**
2, Jalen Wayne, vs. ULM, 10/15/22
2, Jalen Wayne, vs. Nicholls, 9/3/22
2, Terrion Avery, at Troy, 11/6/21
2, Jalen Tolbert, vs. Arkansas State, 10/30/21
2, Jalen Tolbert, at ULM, 10/23/21
2, Jalen Tolbert, at Southern Mississippi, 9/3/20
2, Malik Stanley, vs. Louisiana, 11/4/17
2, Maaseiah Francis, at Idaho, 11/26/16
2, Gerald Everett, at Troy, 10/3/15
2, Shavarez Smith, vs. Navy, 11/28/14
2, Shavarez Smith, at Appalachian State, 10/4/14
2, Shavarez Smith, at Navy, 11/16/13
2, Danny Woodson II, at Texas State, 10/26/13
2, Jeremé Jones, at ULM, 10/27/12
2, Courtney Smith, at UC Davis, 10/23/10

Total Offense Yards

- 429, Carter Bradley, vs. ULM, 10/15/22**
- 397, Jake Bentley, vs. Georgia Southern, 10/14/21
- 374, Dallas Davis, at Idaho, 11/26/16
- 369, Evan Orth, at Memphis, 9/22/18
- 368, Dallas Davis, at ULM, 11/5/16
- 365, Ross Metheny, at Tulane, 9/7/13
- 362, Carter Bradley, at Central Michigan, 9/10/22**
362, Brandon Bridge, at Appalachian State, 10/4/14
- 361, Ross Metheny, at Louisiana, 11/24/12
- 355, Carter Bradley, vs. Western Kentucky, 12/21/22**

All-Purpose Yards

- 289, Xavier Johnson, vs. Idaho, 11/7/15
- 275, Tra Minter, vs. Jackson State, 9/7/19
- 256, Xavier Johnson, vs. Nicholls, 9/24/16
- 253, Tra Minter, vs. Louisiana, 11/16/19
- 252, Jalen Tolbert, at Arkansas State, 11/28/20
252, Tra Minter, vs. Coastal Carolina, 11/23/18
- 250, Xavier Johnson, vs. New Mexico State, 12/3/16
- 247, La'Damian Webb, at Georgia Southern, 11/5/22**
- 236, Caullin Lacy, vs. ULM, 10/15/22**
- 231, Tra Minter, vs. Alabama State, 10/13/18

Total Tackles

- 20, Blake Dees, vs. Idaho, 11/7/15
- 18, Maleki Harris, vs. Bowling Green, 12/20/14
- 17, Jaden Voisin, at Southern Miss, 11/19/22**
17, Nigel Lawrence, at Arkansas State, 11/3/18
17, Enrique Williams, vs. Arkansas State, 11/2/13
17, Jake Johnson, at Kent State, 9/24/11
- 16, Nick Mobley, vs. Georgia State, 11/21/20
16, Darrell Songy, vs. Air Force, 12/30/16
- 15, Riley Cole, at Coastal Carolina, 11/7/20
15, Riley Cole, vs. Texas State, 10/17/20
15, Blake Dees, at Texas State, 10/24/15
15, Jake Johnson, vs. Middle Tennessee, 11/17/12
15, Jake Johnson, vs. Florida International, 11/3/12

Solo Tackles

- 12, Nick Mobley, vs. Georgia State, 11/21/20
12, Darrell Songy, vs. Air Force, 12/30/16
12, Blake Dees, at Texas State, 10/24/15
12, Maleki Harris, vs. Bowling Green, 12/20/14
12, B.J. Scott, at Hawai'i, 12/1/12
- 11, Jeremy Reaves, at Georgia Southern, 11/18/17
11, Enrique Williams, at Navy, 11/16/13
11, Jake Johnson, at North Carolina State, 9/15/12
- 10, Trey Kiser, vs. Texas State, 11/12/22**
10, Riley Cole, vs. Texas State, 10/17/20
10, Jalen Thompson, at Idaho, 11/26/16
10, Blake Dees, vs. Idaho, 11/7/15
10, Kalen Jackson, at Troy, 10/3/15
10, Davin Hawkins, at Arkansas State, 11/8/14

Assisted Tackles

- 15, Enrique Williams, vs. Arkansas State, 11/2/13
- 13, Nick Mobley, at Southern Mississippi, 9/3/20
13, Nigel Lawrence, at Arkansas State, 11/3/18
- 11, Jaden Voisin, at Southern Miss, 11/19/22**
- 10, Darrell Songy, at Arkansas State, 10/15/16
10, Blake Dees, vs. Idaho, 11/7/15
10, Alex Page, vs. Middle Tennessee, 11/17/12
10, Enrique Williams, at Mississippi State, 9/22/12
10, Jake Johnson, vs. Cal Poly, 11/19/11
- 9, Quentin Wilfawn, at Troy, 11/6/21
9, Bull Barge, vs. Texas State, 9/15/18
9, Jesse Kelley, vs. Navy, 11/28/14
9, Qudarius Ford, vs. Western Kentucky, 9/14/13
9, Enrique Williams, vs. Western Kentucky, 9/14/13
9, Enrique Williams, vs. Southern Utah, 8/29/13

INDIVIDUAL GAME RECORDS (DI OPPONENTS)

Tackles For Loss

- 4.5, Randy Allen, at Arkansas State, 10/15/16
- 4.0, Randy Allen, vs. New Mexico State, 12/3/16
- 3.5, Theo Rich, vs. Georgia State, 10/18/14
3.5, Pat Moore, vs. Nicholls, 9/8/12
- 3.0, Trey Kiser, vs. Texas State, 11/12/22**
3.0, Jeremiah Littles, at Arkansas State, 11/28/20
3.0, Chason Milner, vs. Texas State, 9/15/18
3.0, Devon Earl, vs. Air Force, 12/30/16
3.0, Finnesé Middleton, vs. Presbyterian, 11/19/16
3.0, Kalen Jackson, vs. San Diego State, 10/1/16
3.0, Maleki Harris, vs. Bowling Green, 12/20/14
3.0, Pat Moore, vs. ULM, 11/23/13
3.0, Alex Page, vs. Arkansas State, 11/2/13
3.0, Pat Moore, at Texas State, 10/26/13
3.0, Pat Moore, vs. Florida Atlantic, 10/20/12
3.0, Jake Johnson, at Texas-San Antonio, 10/8/11

Sacks

- 3.5, Theo Rich, vs. Georgia State, 10/18/14
- 3.0, Randy Allen, vs. New Mexico State, 12/3/16
- 2.5, Montavious Williams, vs. ULM, 11/23/13
2.5, Pat Moore, vs. Nicholls, 9/8/12
- 2.0, CJ Rias, at Bowling Green, 9/11/21
2.0, Tyree Turner, vs. Coastal Carolina, 11/23/18
2.0, Chason Milner, vs. Texas State, 9/15/18
2.0, Sterrling Fisher, at Oklahoma State, 9/8/18
2.0, Rocel McWilliams, at Troy, 10/11/17
2.0, Chason Milner, vs. Air Force, 12/30/16
2.0, Randy Allen, at Arkansas State, 10/15/16
2.0, Randy Allen, vs. Nicholls, 9/24/16
2.0, Jesse Kelley, vs. Texas State, 11/15/14
2.0, Jerome McClain, vs. ULM, 11/23/13
2.0, Pat Moore, vs. ULM, 11/23/13
2.0, Pat Moore, at Texas State, 10/26/13
2.0, Alex Page, vs. Kent State, 10/19/13
2.0, Romelle Jones, at Troy, 10/5/13
2.0, Alex Page, at North Carolina State, 9/15/12
2.0, Romelle Jones, at North Carolina State, 9/17/11
2.0, Anthony Taylor, at UC Davis, 10/23/10

Forced Fumbles

- 2, Yam Banks, vs. Southern Mississippi, 9/4/21
2, Jeremy Reaves, vs. Idaho, 9/23/17
2, Randy Allen, vs. Nicholls, 9/24/16
2, Devon Earl, at San Diego State, 9/19/15
2, Blake Dees, vs. Gardner-Webb, 9/5/15
2, Maleki Harris, vs. Mississippi State, 9/13/14
2, Charles Harris, at Georgia State, 10/22/11
2, Clifton Crews, at Texas-San Antonio, 10/8/11

Fumble Recoveries

- 2, Maleki Harris, at Hawai'i, 12/1/12

Interceptions

- 2, Yam Banks, vs. Louisiana Tech, 9/24/22**
2, Darrell Luter Jr., vs. Arkansas State, 10/30/21
2, Travis Reed, at Troy, 10/16/19
2, Jalen Thompson, vs. Texas State, 9/15/18
2, Jalen Thompson, at Idaho, 11/26/16
2, Kalen Jackson, at Troy, 10/3/15
2, Tyrell Pearson, vs. Western Kentucky, 9/14/13
2, Tim Harvey, vs. Georgia State, 10/30/10

Interception Return Yards

- 95, Devin Rockette, vs. ULM, 10/24/20
- 84, Jalen Thompson, vs. Texas State, 9/15/18
- 59, Montell Garner, at Idaho, 9/27/14
- 58, Maleki Harris, at Tennessee, 9/28/13
- 56, Jamal Brooks, at Texas State, 10/9/21
- 49, Tyrell Pearson, vs. Western Kentucky, 9/14/13
- 48, Davyn Flenord, vs. Southern Mississippi, 9/4/21
- 47, Tim Harvey, vs. Georgia State, 10/30/10
- 42, Qudarius Ford, vs. Louisiana, 12/7/13
- 40, Tré Young, at Texas State, 10/9/21
40, Tyrell Pearson, at North Texas, 11/10/12

Passes Broken Up

- 4, Darian Mills, at New Mexico State, 12/2/17
4, Clifton Crews, at UC Davis, 10/23/10
- 3, Yam Banks, vs. Old Dominion, 11/26/22**
3, Yam Banks, vs. Louisiana Tech, 9/24/22
3, Darrell Luter Jr., vs. Alcorn State, 9/18/21
3, Keith Gallmon Jr., at Louisiana, 11/14/20
3, Keith Gallmon Jr., vs. Texas State, 10/17/20
3, Travis Reed, vs. Arkansas State, 11/29/19
3, Jalen Thompson, vs. Texas State, 9/15/18
3, Jeremy Reaves, vs. Idaho, 9/23/17
3, Terrell Brigham, at Kent State, 9/6/14
3, Tyrell Pearson, vs. Middle Tennessee, 11/17/12

Blocked Kicks

- 2, Pat Moore, vs. Florida Atlantic, 10/20/12
- 1, Charles Coleman III, at Georgia Southern, 11/5/22**
1, Ja'juan Townsend, at Arkansas State, 10/29/22
1, Chris Henderson, vs. Alcorn State, 9/18/21
1, Devin Rockette, vs. Troy, 12/5/20
1, Sean Brown, vs. Georgia Southern, 10/3/19
1, Jalen Thompson, at Nebraska, 8/31/19
1, Davyn Flenord, at Memphis, 9/22/18
1, Sean Brown, vs. Texas State, 9/15/18
1, Sean Grayer, vs. Alabama A&M, 9/16/17
1, Randy Allen, vs. Presbyterian, 11/19/16
1, Nigel Lawrence, at Mississippi State, 9/3/16
1, Antonio Carter, at Georgia Southern, 11/28/15
1, Jeremy Reaves, vs. Louisiana-Lafayette, 11/12/15
1, Jalen Thompson, vs. Idaho, 11/7/15
1, Ridge James, at Appalachian State, 10/4/14
1, Alex Page, vs. Kent State, 10/19/13
1, Qudarius Ford, at Tulane, 9/7/13
1, Clifton Crews, vs. Florida Atlantic, 10/20/12
1, Maleki Harris, at Arkansas State, 10/13/12
1, Gabe Loper, vs. Troy, 9/29/12
1, Alex Page, vs. Mississippi Valley State, 11/3/11
1, Clifton Crews, at Georgia State, 10/22/11
1, Clifton Crews, at Texas-San Antonio, 10/8/11
1, Randon Carnathan, at Kent State, 9/24/11
1, Romelle Jones, vs. Georgia State, 10/30/10
1, Erling Riis, vs. Nicholls, 9/18/10

Punts

- 10, Jack Brooks, vs. Appalachian State, 10/26/19
10, Corliss Waitman, at Oklahoma State, 9/8/18
10, Brandon McKee, at Kent State, 9/6/14
- 9, Corliss Waitman, at Arkansas State, 11/3/18
9, Corliss Waitman, at Appalachian State, 9/29/18
9, Corliss Waitman, at Georgia Southern, 11/18/17
9, Scott Garber, vs. Troy, 9/29/12
- 8, Jack Brooks, at Arkansas State, 10/29/22**
8, Jack Brooks, vs. Southern Mississippi, 9/4/21
8, Jack Brooks, vs. Georgia Southern, 10/3/19
8, Corliss Waitman, vs. Arkansas State, 11/11/17
8, Corliss Waitman, at Troy, 10/11/17
8, Brandon McKee, vs. Georgia Southern, 9/20/14

INDIVIDUAL GAME RECORDS (DI OPPONENTS)

Yards Punting

- 429, Brandon McKee, at Kent State, 9/6/14
- 411, Corliss Waitman, at Georgia Southern, 11/18/17
- 397, Corliss Waitman, at Oklahoma State, 9/8/18
- 391, Corliss Waitman, at Arkansas State, 11/3/18
- 382, Jack Brooks, vs. Appalachian State, 10/26/19
- 380, Corliss Waitman, at Troy, 10/11/17
- 365, Scott Garber, vs. Troy, 9/29/12
- 357, Jack Brooks, vs. Georgia Southern, 10/3/19
- 351, Jack Brooks, vs. Southern Mississippi, 9/4/21
- 345, Brandon McKee, vs. Troy, 10/20/16

Punting Average

- 63.0, Jack Brooks, vs. Coastal Carolina, 11/26/21
- 53.0, Jack Brooks, vs. Old Dominion, 11/26/22**
53.0, Jack Brooks, at Troy, 11/6/21
53.0, Corliss Waitman, vs. Georgia State, 10/29/16
53.0, Brandon McKee, vs. Idaho, 11/7/15
- 52.0, Brandon McKee, vs. Navy, 11/28/14
- 51.7, Jack Brooks, at ULM, 10/23/21
- 50.3, Corliss Waitman, vs. Louisiana, 11/4/17
- 50.0, Brandon McKee, at Arkansas State, 10/15/16
- 49.6, Jack Brooks, at Georgia State, 11/23/19

Punting Average (minimum 4)

- 52.0, Brandon McKee, vs. Navy, 11/28/14
- 50.3, Corliss Waitman, vs. Louisiana, 11/4/17
- 50.0, Brandon McKee, at Arkansas State, 10/15/16
- 49.6, Jack Brooks, at Georgia State, 11/23/19
- 49.3, Brandon McKee, vs. Troy, 10/20/16
- 48.8, Brandon McKee, at South Carolina, 11/22/14
- 48.4, Corliss Waitman, vs. Oklahoma State, 9/8/17
48.4, Brandon McKee, vs. Bowling Green, 12/20/14
- 48.0, Corliss Waitman, vs. Louisiana Tech, 9/1/18
- 47.8, Jack Brooks, at Texas State, 11/9/19
- 47.8, Brandon McKee, vs. San Diego State, 10/1/16

Punts Inside The 20

- 4, Jack Brooks, vs. Nicholls, 9/3/22
4, Corliss Waitman, at Georgia State, 10/26/17
4, Brandon McKee, vs. Presbyterian, 11/19/16
4, Brandon McKee, vs. Georgia State, 10/29/16
4, Brandon McKee, vs. Bowling Green, 12/20/14
4, Brandon McKee, at South Carolina, 11/22/14
4, Brandon McKee, vs. Mississippi State, 9/13/14
4, Scott Garber, vs. Louisiana, 12/7/13
4, Scott Garber, vs. Arkansas State, 11/2/13
- 3, Jack Brooks, vs. Southern Mississippi, 9/4/21
3, Jack Brooks, at Georgia Southern, 10/29/20
3, Jack Brooks, at Georgia State, 11/23/19
3, Jack Brooks, vs. Georgia Southern, 10/3/19
3, Jack Brooks, vs. Memphis, 9/14/19
3, Corliss Waitman, vs. Coastal Carolina, 11/23/18
3, Corliss Waitman, vs. Alabama State, 10/13/18
3, Corliss Waitman, at Appalachian State, 9/29/18
3, Corliss Waitman at Oklahoma State, 9/8/18
3, Corliss Waitman, at New Mexico State, 12/2/17
3, Corliss Waitman, at Georgia Southern, 11/18/17
3, Corliss Waitman, at Louisiana Tech, 9/30/17
3, Corliss Waitman, vs. Idaho, 9/23/17
3, Brandon McKee, vs. New Mexico State, 12/3/16
3, Brandon McKee, vs. Troy, 10/20/16
3, Brandon McKee, vs. Nicholls, 9/24/16
3, Brandon McKee, at Louisiana, 9/17/16
3, Aleem Sunanon, at Texas State, 10/24/15
3, Brandon McKee, vs. Georgia Southern, 9/20/14
3, Scott Garber, at UC Davis, 10/23/10
3, Scott Garber, at Lamar, 10/16/10
3, Scott Garber, vs. Nicholls, 9/18/10

Kick Returns

- 7, T.J. Glover, at Navy, 11/16/13
- 5, Tra Minter, vs. Louisiana, 11/16/19
5, Tra Minter, at Texas State, 11/9/19
5, Tra Minter at Nebraska, 8/31/19
5, Tra Minter, at Louisiana, 11/17/18
5, Tra Minter, at Oklahoma State, 9/8/18
5, T.J. Glover, vs. Navy, 11/28/14
5, T.J. Glover, at Hawai'i, 12/1/12
5, B.J. Scott, at Georgia State, 10/22/11
- 4, Kawaan Baker, vs. UAB, 9/24/20
4, Tra Minter, vs. Texas State, 9/15/18
4, Kawaan Baker, at New Mexico State, 12/2/17
4, Xavier Johnson, at Georgia State, 10/26/17
4, Xavier Johnson, vs. Air Force, 12/30/16
4, Xavier Johnson, vs. New Mexico State, 12/3/16
4, Xavier Johnson, at ULM, 11/5/16
4, Xavier Johnson, vs. Nicholls, 9/24/16
4, Xavier Johnson, at Louisiana, 9/17/16
4, Terrance Timmons, vs. Appalachian State, 12/5/15
4, T.J. Glover, vs. Bowling Green, 12/20/14
4, T.J. Glover, at ULM, 10/27/12
4, J.J. Keels, vs. Cal Poly, 11/19/11
4, T.J. Glover, vs. Georgia State, 10/30/10

Kick Return Yards

- 180, B.J. Scott, at Georgia State, 10/22/11
- 141, Xavier Johnson, vs. Idaho, 11/7/15
- 129, Xavier Johnson, vs. Nicholls, 9/24/16
129, T.J. Glover, at Navy, 11/16/13
- 120, Xavier Johnson, at Georgia State, 11/21/15
- 119, T.J. Glover, vs. Navy, 11/28/14
- 116, T.J. Glover, vs. Nicholls, 9/18/10
- 115, Tra Minter, vs. Louisiana, 11/16/19
115, Tra Minter, vs. Texas State, 9/15/18
115, T.J. Glover, at Hawai'i, 12/1/12

Punt Returns

- 5, Jeremé Jones, vs. Tennessee-Martin, 10/15/11
5, Jeremé Jones, at Kent State, 9/24/11
- 4, Caullin Lacy, vs. Nicholls, 9/3/22**
4, Dami Ayoola, vs. Presbyterian, 11/19/16
4, T.J. Glover, at Tulane, 9/7/13
4, Jeremé Jones, vs. Lamar, 9/10/11
- 3, Caullin Lacy, vs. Louisiana, 10/2/21
3, Tra Minter, vs. Arkansas State, 11/29/19
3, Tra Minter, vs. Alabama State, 10/13/18
3, Dami Ayoola, vs. San Diego State, 10/1/16
3, Josh Magee, vs. Idaho, 11/7/15
3, Chris Lewis, at Troy, 10/3/15
3, Jeremé Jones, vs. Bowling Green, 12/20/14

Punt Return Yards

- 88, Tra Minter, vs. Alabama State, 10/13/18
- 57, Caullin Lacy, vs. Louisiana Tech, 9/24/22**
- 56, Caullin Lacy, vs. Nicholls, 9/3/22**
- 48, Jeremé Jones, vs. Georgia Southern, 9/20/14
- 43, T.J. Glover, at UC Davis, 10/23/10
- 41, T.J. Glover, at Tulane, 9/7/13
- 40, Jeremé Jones, at Kent State, 9/24/11
- 38, Caullin Lacy, vs. Louisiana, 10/2/21
- 37, T.J. Glover, vs. Texas-San Antonio, 9/1/12
- 36, Jalen Wayne, vs. UAB, 9/24/20
36, T.J. Glover, vs. Florida International, 11/3/12
36, T.J. Glover, at Lamar, 10/16/10

INDIVIDUAL GAME RECORDS (DI OPPONENTS)

Longest Run

- 92-TD, Xavier Johnson, vs. Gardner-Webb, 9/5/15
- 74-TD, Xavier Johnson, at San Diego State, 9/19/15
- 70-TD, Xavier Johnson, vs. Presbyterian, 11/19/16
- 69-TD, La'Damian Webb, at Arkansas State, 10/29/22**
- 65, Brandon Bridge, vs. Georgia State, 10/18/14
- 63-TD, Ross Metheny, vs. ULM, 11/23/13
- 61-TD, Xavier Johnson, vs. Idaho, 1/7/15
- 61, Xavier Johnson, at Texas State, 10/24/15
- 61, Demetre Baker, at ULM, 10/27/12
- 59, Evan Orth, vs. Louisiana Tech, 9/1/18

Longest Pass Play

- 81, Jamarius Way from Cole Garvin, vs. Louisiana, 11/4/17
- 80-TD, Kawaan Baker from Desmond Trotter, vs. ULM, 10/24/20
- 79-TD, Gerald Everett from Cole Garvin, vs. San Diego State, 10/1/16
- 76-TD, Josh Magee from Dallas Davis, vs. New Mexico State, 12/3/16
- 76, Gerald Everett from Dallas Davis, at Arkansas State, 10/15/16
- 76-TD, Josh Magee from Cody Clements, vs. Arkansas State, 10/13/15
- 75-TD, Kawaan Baker from Cephus Johnson, vs. Georgia Southern, 10/3/19
- 75-TD, Jamarius Way from Dallas Davis, at Georgia State, 10/26/17
- 75-TD, Josh Magee from Dallas Davis, vs. Air Force, 12/30/16
- 75-TD, Maaseiah Francis from Dallas Davis, at Idaho, 11/26/16
- 75-TD, Corey Besteda from Ross Metheny, vs. Fla. International, 11/3/12

Longest Interception Return

- 95-TD, Devin Rockette, vs. ULM, 10/24/20
- 59-TD, Montell Garner, at Idaho, 9/27/14
- 58, Maleki Harris, at Tennessee, 9/28/13
- 56, Jamal Brooks, at Texas State, 10/9/21
- 55-TD, Jalen Thompson, vs. Texas State, 9/15/18
- 49, Tyrell Pearson, vs. Western Kentucky, 9/14/13
- 48-TD, Davyn Flenord, vs. Southern Mississippi, 9/4/21
- 47, Tim Harvey, vs. Georgia State, 10/30/10
- 42-TD, Qudarius Ford, vs. Louisiana, 12/7/13
- 40, Tré Young, at Texas State, 10/9/21

Longest Fumble Return

- 92, Jeremy Reaves, vs. ULM, 10/21/17
- 80-TD, Devon Earl, vs. San Diego State, 10/1/16
- 62-TD, Devon Earl, at Georgia Southern, 11/28/15
- 57-TD, Devon Earl, vs. Idaho, 11/7/15
- 30, A.J. DeShazor Jr., vs. Memphis, 9/14/19
- 28, Devon Earl, vs. Troy, 10/20/16
- 26, Keith Gallmon, at ULM, 10/23/21
- 23, Sean Grayer, vs. Georgia Southern, 9/10/16
- 11, Devin Rockette, vs. Jackson State, 9/7/19
- 11-TD, Josh Chestang, at Lamar, 10/16/10

Longest Field Goal

- 54, Diego Guajardo, at Georgia Southern, 10/29/20
- 53, Michel Chapuseaux, vs. Troy, 9/29/12
- 50, Diego Guajardo, vs. ULM, 10/24/20
- 50, Gavin Patterson, vs. Alabama State, 10/13/18
- 50, Michel Chapuseaux, at Louisiana, 11/24/12
- 49, Diego Guajardo, at Southern Miss, 11/19/22**
- 49, Diego Guajardo, vs. Tulane, 9/12/20
- 49, Aleem Sunanon, vs. North Carolina State, 9/26/15
- 48, Diego Guajardo, vs. Nicholls, 9/3/22**
- 48, Diego Guajardo, vs. Southern Mississippi, 9/4/21
- 48, Jordan Means, at Texas-San Antonio, 10/8/11

Longest Field-Goal, attempt

- 54, Diego Guajardo, at Georgia Southern, 10/29/20
- 53, Aleem Sunanon, at Texas State, 10/24/15
- 53, Michel Chapuseaux, vs. Troy, 9/29/12
- 50, Diego Guajardo, vs. ULM, 10/24/20
- 50, Gavin Patterson, vs. Alabama State, 10/13/18
- 50, Gavin Patterson, at ULM, 11/5/16
- 50, Michel Chapuseaux, at Louisiana, 11/24/12
- 49, Diego Guajardo, at Southern Miss, 11/19/22**
- 49, Diego Guajardo, vs. Tulane, 9/12/20

- 49, Gavin Patterson, vs. Nicholls, 9/24/16
- 49, Aleem Sunanon, vs. North Carolina State, 9/26/15
- 49, Aleem Sunanon, at Louisiana, 11/1/14

Longest Punt

- 76, Brandon McKee, at South Carolina, 11/22/14
- 74, Brandon McKee, vs. Troy, 10/20/16
- 69, Scott Garber, vs. Nicholls, 9/8/12
- 67, Brandon McKee, vs. San Diego State, 10/1/16
- 67, Brandon McKee, at Louisiana, 9/17/16
- 66, Jack Brooks, vs. Coastal Carolina, 11/26/21
- 66, Jack Brooks, vs. Georgia State, 11/21/20
- 66, Corliss Waitman, at Georgia Southern, 11/18/17
- 64, Jack Brooks, vs. Georgia Southern, 10/3/19
- 64, Scott Garber, vs. Tennessee-Martin, 10/15/11

Longest Kickoff Return

- 100-TD, Xavier Johnson, vs. Idaho, 11/7/15
- 100-TD, J.J. Keels, vs. Mississippi Valley State, 11/3/11
- 95-TD, Xavier Johnson, vs. Nicholls, 9/24/16
- 71, B.J. Scott, at Georgia State, 10/22/11
- 69, Xavier Johnson, at Georgia State, 11/21/15
- 69, T.J. Glover, vs. Nicholls, 9/18/10
- 67, T.J. Glover, vs. Kent State, 10/19/13
- 56, Tra Minter, at Memphis, 9/22/18
- 55, Tra Minter, at Georgia State, 11/23/19
- 55, Jeremé Jones, at Texas-San Antonio, 10/8/11

Longest Punt Return

- 75-TD, Tra Minter, vs. Alabama State, 10/13/18
- 57-TD, Caullin Lacy, vs. Louisiana, 9/3/22**
- 48, Jeremé Jones, vs. Georgia State, 10/18/14
- 45, J.J. Keels, vs. Mississippi Valley State, 11/3/11
- 38, Caullin Lacy, vs. Nicholls, 9/3/22**
- 37, T.J. Glover, vs. Texas-San Antonio, 9/1/12
- 36, T.J. Glover, vs. Florida International, 11/3/12
- 34, T.J. Glover, at UC Davis, 10/23/10
- 27, T.J. Glover, at Tulane, 9/7/13
- 26, Jeremé Jones, vs. Cal Poly, 11/19/11

OPPONENT TEAM GAME RECORDS (DI OPPONENTS)

Scoring

- 63, North Carolina State, 9/26/15
- 60, Tennessee, 11/20/21
- 55, Oklahoma State, 9/8/18
55, Georgia Southern, 11/28/15
- 52, Appalachian State, 9/29/18
52, Memphis, 9/29/18
52, Georgia Southern, 11/18/17
52, Louisiana, 11/24/12
- 49, Arkansas State, 10/13/15
- 48, Louisiana, 11/17/18
48, Georgia Southern, 10/6/18
48, Nebraska, 9/12/15

Total Touchdowns

- 9, North Carolina State, 9/26/15
- 8, Tennessee, 11/20/21
- 7, Appalachian State, 9/29/18
7, Memphis, 9/29/18
7, Oklahoma State, 9/8/18
7, Georgia Southern, 11/18/17
7, Georgia Southern, 11/28/15
7, Louisiana, 11/24/12
- 6, UAB, 9/24/20
6, Louisiana, 11/17/18
6, Georgia Southern, 10/6/18
6, Ole Miss, 9/2/17
6, Air Force, 12/30/16
6, ULM, 11/5/16
6, Idaho, 11/7/15
6, Arkansas State, 10/13/15
6, Nebraska, 9/12/15
6, Navy, 11/28/14
6, Arkansas State, 11/8/14

Rushing Touchdowns

- 7, North Carolina State, 9/26/15
- 6, Georgia Southern, 11/28/15
6, Navy, 11/28/14
- 5, Tennessee, 11/20/21
5, Memphis, 9/29/18
5, Georgia Southern, 11/18/17
- 4, Georgia State, 11/21/20
4, UAB, 9/24/20
4, Tulane, 9/24/20
4, Georgia Southern, 10/6/18
4, Appalachian State, 9/29/18
4, Oklahoma State, 9/8/18
4, Air Force, 12/30/16
4, Idaho, 11/7/15
4, Texas State, 10/24/15
4, Georgia Southern, 9/20/14
4, Navy, 11/16/13
4, Louisiana, 11/24/12
4, Cal Poly, 11/19/11

Passing Touchdowns

- 5, Western Kentucky, 12/21/22
- 4, ULM, 10/15/22
4, ULM, 10/23/21
4, Arkansas State, 11/28/20
4, Ole Miss, 9/2/17
4, Troy, 10/5/13
4, ULM, 10/27/12
4, North Carolina State, 9/17/11
- 3, 25x, last UCLA, 9/17/22

Extra Points

- 9, North Carolina State, 9/26/15
- 8, Tennessee, 11/20/21
- 7, Appalachian State, 9/29/18
7, Memphis, 9/29/18
7, Oklahoma State, 9/8/18
7, Georgia Southern, 11/18/17
7, Georgia Southern, 11/28/15
7, Louisiana, 11/24/12
- 6, UAB, 9/24/20
6, Louisiana, 11/17/18
6, Georgia Southern, 10/6/18
6, ULM, 11/5/16
6, Idaho, 11/7/15
6, Nebraska, 9/12/15
6, Navy, 11/28/14
6, Arkansas State, 11/8/14

Extra-Point Attempts

- 9, North Carolina State, 9/26/15
- 8, Tennessee, 11/20/21
- 7, Appalachian State, 9/29/18
7, Memphis, 9/29/18
7, Oklahoma State, 9/8/18
7, Georgia Southern, 11/18/17
7, Georgia Southern, 11/28/15
7, Louisiana, 11/24/12
- 6, UAB, 9/24/20
6, Louisiana, 11/17/18
6, Georgia Southern, 10/6/18
6, Ole Miss, 9/2/17
6, ULM, 11/5/16
6, Idaho, 11/7/15
6, Nebraska, 9/12/15
6, Navy, 11/28/14
6, Arkansas State, 11/8/14

Field Goals

- 4, UCLA, 9/17/22
4, Louisiana, 11/1/14
4, Texas State, 10/26/13
4, Texas-San Antonio, 9/1/12
- 3, Western Kentucky, 12/21/22
3, Coastal Carolina, 11/7/20
3, Arkansas State, 11/23/19
3, Louisiana, 11/16/19
3, Texas State, 11/9/19
3, Appalachian State, 10/26/19
3, Troy, 10/16/19
3, New Mexico State, 12/2/17
3, Idaho, 9/23/17
3, Oklahoma State, 9/8/17
3, Air Force, 12/30/16
3, South Carolina, 11/22/14
3, Southern Utah, 8/29/13
3, Hawai'i, 12/1/12
3, Mississippi State, 9/22/12

Field-Goal Attempts

- 5, Florida Atlantic, 10/20/12
- 4, Western Kentucky, 12/21/22
4, UCLA, 9/17/22
4, Texas State, 11/9/19
4, Appalachian State, 10/26/19
4, Troy, 10/16/19
4, Georgia Southern, 10/3/19
4, Oklahoma State, 9/8/17
4, Mississippi State, 9/3/16
4, Texas State, 11/15/14
4, Louisiana, 11/1/14
4, Texas State, 10/26/13
4, Middle Tennessee, 11/17/12
4, Mississippi State, 9/22/12
4, Texas-San Antonio, 9/1/12

Rush Attempts

- 68, Georgia Southern, 11/18/17
- 66, Georgia Southern, 10/3/19
- 63, Air Force, 12/30/16
63, Georgia Southern, 9/10/16
- 60, Cal Poly, 11/19/11
- 56, Georgia Southern, 11/28/15
- 54, Arkansas State, 10/15/16
54, Navy, 11/28/14
- 53, Arkansas State, 10/13/15
53, Gardner-Webb, 9/5/15
53, Texas State, 10/26/13

Yards Rushing

- 489, Georgia Southern, 11/28/15
- 388, Navy, 11/28/14
- 356, Georgia Southern, 11/18/17
- 353, New Mexico State, 12/3/16
- 351, Navy, 11/16/13
- 348, Appalachian State, 9/29/18
- 335, Georgia Southern, 9/20/14
- 330, North Carolina State, 9/26/15
- 319, Texas State, 10/24/15
- 315, Coastal Carolina, 10/26/21

Fewest Rush Attempts

- 18, Georgia Southern, 11/5/22
- 19, Arkansas State, 10/29/22
19, Bowling Green, 9/11/21
19, Georgia State, 10/30/10
- 20, Troy, 10/11/17
- 23, New Mexico State, 12/2/17
- 24, Louisiana, 11/12/15
- 25, Old Dominion, 11/26/22
25, Texas State, 11/12/22
25, Georgia State, 11/30/13
25, Nicholls, 9/8/12
25, Nicholls, 9/18/10

Fewest Yards Rushing

- 19, Arkansas State, 10/29/22
- 9, Bowling Green, 9/11/21
- 22, Nicholls, 9/8/12
- 24, Georgia State, 11/30/13
- 30, Troy, 10/11/17
30, Idaho, 9/27/14
- 32, Alcorn State, 9/18/21
- 38, Arkansas State, 10/30/21
- 40, New Mexico State, 12/2/17
- 42, Texas State, 11/9/19

Pass Attempts

- 61, New Mexico State, 12/2/17
- 56, Western Kentucky, 12/21/22
- 47, Central Michigan, 9/10/22
47, Troy, 10/11/17
47, Western Kentucky, 9/14/13
47, Tulane, 9/7/13
- 45, Georgia Southern, 11/5/22
45, Arkansas State, 11/11/17
- 44, Georgia State, 11/21/15
44, Texas State, 11/15/14

OPPONENT TEAM GAME RECORDS (DI OPPONENTS)

Completions

- 40, New Mexico State, 12/2/17
- 37, Western Kentucky, 12/21/22**
- 34, Troy, 12/5/20
- 29, Tulane, 9/7/13
- 28, Texas State, 10/17/20
- 28, ULM, 11/10/18
28, Arkansas State, 11/11/17
28, Ole Miss, 9/2/17
28, Troy, 10/20/16
- 27, Arkansas State, 11/3/18
27, Georgia State, 11/21/15
27, Western Kentucky, 9/14/13
27, Florida Atlantic, 10/20/12

Yards Passing

- 522, Western Kentucky, 12/21/22**
- 453, Oklahoma State, 9/8/18
- 451, New Mexico State, 12/2/17
- 429, Ole Miss, 9/2/17
- 395, Troy, 10/20/16
- 376, ULM, 11/10/18
- 373, Texas State, 11/9/19
- 371, ULM, 10/15/22**
- 369, ULM, 10/23/21
369, Bowling Green, 12/20/14

Fewest Pass Attempts

- 4, Navy, 11/28/14
- 7, Georgia Southern, 11/28/15
- 8, Georgia Southern, 10/6/18
- 9, Georgia Southern, 10/29/20
- 10, Air Force, 12/30/16
10, Georgia Southern, 9/10/16
- 11, Georgia Southern, 9/20/14
- 13, Arkansas State, 10/15/16
13, Cal Poly, 11/19/11
- 15, Louisiana, 11/4/17
15, Georgia State, 10/22/11

Fewest Completions

- 1, Navy, 11/28/14
- 4, Georgia Southern, 11/28/15
- 5, Georgia Southern, 10/29/20
5, Georgia Southern, 10/6/18
- 6, Georgia Southern, 9/20/14
- 7, Louisiana, 10/2/21
- 7, Air Force, 12/30/16
7, Georgia Southern, 9/10/16
7, Mississippi Valley State, 11/3/11
7, Lamar, 9/10/11

Fewest Yards Passing

- 42, Navy, 11/28/14
- 53, Georgia Southern, 11/28/15
- 58, Louisiana, 10/2/21
- 67, Mississippi Valley State, 11/3/11
- 69, Nicholls, 9/24/16
- 78, Georgia Southern, 10/3/19
78, Presbyterian, 11/19/16
- 85, Georgia Southern, 9/20/14
- 93, Arkansas State, 10/15/16
- 94, Kent State, 9/24/11

Total Offense Yards

- 677, Western Kentucky, 12/21/22**
- 617, Oklahoma State, 9/8/18
- 586, North Carolina State, 9/26/15
- 585, Troy, 10/20/16
- 583, Georgia Southern, 11/18/17
- 563, Memphis, 9/22/18
- 561, Tennessee, 10/20/21
561, Nebraska, 9/12/15
- 556, Georgia State, 11/21/20
- 555, ULM, 10/23/21

Fewest Total Offense Yards

- 118, Nicholls, 9/8/12
- 158, Arkansas State, 10/29/22**
- 160, Lamar, 10/16/10
- 165, Nicholls, 9/3/22**
- 166, Mississippi Valley State, 11/3/11
- 172, Alabama A&M, 9/16/17
- 212, Louisiana, 12/7/13
- 219, Alabama State, 10/13/18
- 224, Georgia Southern, 10/14/21
- 230, Texas State, 11/12/22**
230, Nicholls, 9/24/16

First Downs

- 32, Oklahoma State, 9/8/18
- 31, Memphis, 9/22/18
31, Nebraska, 9/12/15
- 30, Western Kentucky, 12/21/22**
- 29, Oklahoma State, 9/8/17
- 28, Tennessee, 11/20/21
28, Troy, 10/16/19
28, Appalachian State, 9/29/18
28, Troy, 10/20/16
28, Navy, 11/16/13
28, Troy, 9/29/12

Fewest First Downs

- 9, Arkansas State, 10/29/22
9, Lamar, 9/10/11
- 10, Nicholls, 9/3/22**
10, Georgia Southern, 10/14/21
10, Bowling Green, 9/11/21
10, Nicholls, 9/18/10
- 11, Alabama State, 10/13/18
11, Alabama A&M, 9/16/17
- 12, Nicholls, 9/24/16
12, Louisiana, 12/7/13
12, North Texas, 11/10/12

First Downs Rushing

- 20, Navy, 11/16/13
- 18, Georgia Southern, 10/3/19
18, Georgia Southern, 11/18/17
18, Georgia Southern, 11/28/15
- 17, Troy, 10/16/19
- 15, Coastal Carolina, 11/26/21
15, Tennessee, 11/20/21
15, Appalachian State, 9/29/18
15, Georgia Southern, 9/10/16
15, North Carolina State, 9/26/15
15, Navy, 11/28/14

First Downs Passing

- 23, New Mexico State, 12/2/17
- 21, Western Kentucky, 12/21/22**
21, Oklahoma State, 9/8/18
- 19, Oklahoma State, 9/8/17
- 17, Georgia State, 11/21/15
- 16, Troy, 12/5/20
16, ULM, 11/10/18
16, Ole Miss, 9/2/17
16, Nebraska, 9/12/15
16, Florida Atlantic, 10/20/12

Tackles For Loss

- 13, Tennessee, 11/20/21
- 12, Arkansas State, 11/28/20
12, Georgia State, 11/21/20
12, Tulane, 9/12/20
12, Arkansas State, 10/13/15
12, North Carolina State, 9/15/12
- 11, Coastal Carolina, 11/26/21
11, Southern Mississippi, 9/4/21
11, Georgia Southern, 10/29/20

- 11, Oklahoma State, 9/8/18
- 11, Mississippi State, 9/3/16

Sacks

- 7, Georgia State, 11/21/20
7, North Carolina State, 9/15/12
- 6, Troy, 10/20/16
6, Arkansas State, 10/15/16
6, Arkansas State, 10/13/15
6, Mississippi State, 9/13/14
6, Hawai'i, 12/1/12
- 5, Troy, 12/5/20
5, Coastal Carolina, 11/7/20
5, Georgia Southern, 10/29/20
5, Tulane, 9/12/20
5, UAB, 9/21/19
5, New Mexico State, 12/2/17
5, Troy, 10/3/15

Fumble Recoveries

- 4, Alcorn State, 9/18/21
- 3, Texas State, 9/15/18
3, Texas State, 11/15/14
3, Texas-San Antonio, 9/1/12
- 2, Coastal Carolina, 11/7/20
2, Memphis, 9/14/19
2, Nebraska, 8/31/19
2, Louisiana, 11/17/18
2, Georgia Southern, 10/6/18
2, Memphis, 9/22/18
2, Louisiana Tech, 9/1/18
2, Air Force, 12/30/16
2, Idaho, 11/7/15
2, Arkansas State, 10/13/15
2, Nebraska, 9/12/15
2, Bowling Green, 12/20/14
2, Mississippi State, 9/13/14
2, North Texas, 11/10/12
2, Florida International, 11/3/12
2, Troy, 9/29/12
2, Nicholls, 9/8/12
2, UC Davis, 10/23/10

Interceptions

- 4, Nicholls, 9/24/16
4, South Carolina, 11/22/14
4, Georgia State, 10/22/11
- 3, Coastal Carolina, 11/26/21
3, Nebraska, 8/31/19
3, Troy, 10/23/18
3, Appalachian State, 12/5/15
3, Arkansas State, 10/13/15
3, Arkansas State, 11/8/14
3, Tennessee, 9/28/13
3, Middle Tennessee, 11/17/12
3, Cal Poly, 11/19/11
3, Kent State, 9/24/11

OPPONENT TEAM GAME RECORDS (DI OPPONENTS)

Interception Return Yards

- 148, Troy, 10/23/18
- 113, Mississippi State, 9/22/12
- 110, Appalachian State, 11/13/21
- 97, Arkansas State, 10/13/15
- 92, South Carolina, 11/22/14
- 86, Nebraska, 8/31/19
- 85, Louisiana, 11/12/15
- 81, Arkansas State, 11/8/14
- 60, Georgia Southern, 9/20/14
- 58, Georgia Southern, 10/6/18

Total Turnovers Forced

- 5, Nebraska, 8/31/19
- 5, South Carolina, 11/22/14
- 5, Georgia State, 10/22/11
- 4, Alcorn State, 9/18/21
- 4, Georgia Southern, 10/6/18
- 4, Louisiana Tech, 9/1/18
- 4, Nicholls, 9/24/16
- 4, Appalachian State, 12/5/15
- 4, Bowling Green, 12/20/14
- 4, Texas State, 11/15/14
- 4, Arkansas State, 11/8/14
- 4, Mississippi State, 9/13/14
- 4, Middle Tennessee, 11/17/12
- 4, Florida International, 11/3/12
- 4, Troy, 9/29/12
- 4, Texas-San Antonio, 9/1/12
- 4, Cal Poly, 11/19/11
- 4, Kent State, 9/24/11
- 4, UC Davis, 10/23/10

Passes Broken Up

- 9, Louisiana, 11/14/20
- 9, Georgia State, 11/21/15
- 8, ULM, 11/5/16
- 8, Tulane, 9/7/13
- 8, Louisiana, 11/24/12
- 7, Georgia Southern, 11/18/17
- 7, Georgia State, 10/26/17
- 7, Louisiana Tech, 9/30/17
- 7, San Diego State, 9/19/15
- 7, Tennessee, 9/28/13
- 7, Hawai'i, 12/1/12
- 7, North Texas, 11/10/12
- 7, Florida International, 11/3/12

Blocked Kicks

- 1, Louisiana, 10/2/21
- 1, Bowling Green, 9/11/21
- 1, Troy, 12/5/20
- 1, Arkansas State, 11/29/19
- 1, Louisiana, 11/16/19
- 1, Appalachian State, 10/26/19
- 1, Georgia Southern, 10/3/19
- 1, ULM, 11/10/18
- 1, Appalachian State, 9/29/18
- 1, Memphis, 9/22/18
- 1, Texas State, 9/15/18
- 1, Louisiana Tech, 9/1/18
- 1, Arkansas State, 11/11/17
- 1, Idaho, 11/26/16
- 1, ULM, 11/5/16
- 1, Nicholls, 9/24/16
- 1, Troy, 10/24/14
- 1, Appalachian State, 10/4/14
- 1, Mississippi State, 9/13/14
- 1, Troy, 10/5/13
- 1, Southern Utah, 8/29/13
- 1, Louisiana, 11/24/12
- 1, ULM, 10/27/12
- 1, Troy, 9/29/12
- 1, Texas-San Antonio, 9/1/12
- 1, Mississippi Valley State, 11/3/11
- 1, Tennessee-Martin, 10/15/11

- 1, Lamar, 10/16/10
- 1, Nicholls, 9/18/10

Punts

- 9, ULM, 11/23/13
- 9, North Texas, 11/10/12
- 8, Southern Mississippi, 9/4/21
- 8, Georgia Southern, 10/3/19
- 8, Alabama A&M, 9/16/17
- 8, Presbyterian, 11/19/16
- 8, Nicholls, 9/24/16
- 8, Kent State, 9/6/14
- 8, Louisiana, 12/7/13
- 8, Florida International, 11/3/12
- 8, Nicholls, 9/8/12
- 8, Lamar, 9/10/11
- 8, UC Davis, 10/23/10
- 8, Lamar, 10/16/10

Yards Punting

- 384, Louisiana, 12/7/13
- 383, Southern Mississippi, 9/4/21
- 378, ULM, 11/23/13
- 356, North Texas, 11/10/12
- 348, Nicholls, 9/24/16
- 342, Nicholls, 9/8/12
- 334, Texas State, 10/24/15
- 331, Kent State, 9/6/14
- 330, Bowling Green, 12/20/14
- 321, Alabama State, 10/13/18

Punting Average

- 51.0, Hawai'i, 12/1/12
- 50.8, Central Michigan, 9/10/22**
- 50.8, Louisiana, 10/2/21
- 50.8, Arkansas State, 11/29/19
- 49.8, Idaho, 9/27/14
- 49.0, Cal Poly, 11/19/11
- 48.3, Georgia Southern, 10/14/21
- 48.2, Memphis, 9/14/19
- 48.2, Middle Tennessee, 11/17/12
- 48.0, New Mexico State, 12/2/17
- 48.0, ULM, 10/21/17
- 48.0, Louisiana, 12/7/13

Kick Returns

- 8, Appalachian State, 10/4/14
- 7, Idaho, 11/7/15
- 7, Gardner-Webb, 9/5/15
- 7, Georgia State, 11/30/13
- 7, Western Kentucky, 9/14/13
- 7, Tulane, 9/7/13
- 6, Alabama A&M, 9/16/17
- 6, New Mexico State, 12/3/16
- 6, ULM, 11/5/16
- 6, Appalachian State, 12/5/15
- 6, Navy, 11/28/14
- 6, Troy, 10/24/14
- 6, Idaho, 9/27/14
- 6, Louisiana, 12/7/13
- 6, Kent State, 10/19/13
- 6, Troy, 10/5/13
- 6, Mississippi Valley State, 11/3/11
- 6, Georgia State, 10/30/10

Kick Return Yards

- 232, Arkansas State, 10/30/21
- 166, Nicholls, 9/24/16
- 164, Ole Miss, 9/2/17
- 153, Tulane, 9/7/13
- 147, Georgia State, 10/30/10
- 142, Idaho, 11/7/15
- 138, Arkansas State, 11/11/17
- 138, Gardner-Webb, 9/5/15
- 137, Louisiana, 10/2/21
- 135, ULM, 11/5/16

Punt Returns

- 6, Troy, 10/11/17
- 5, San Diego State, 9/19/15
- 5, Mississippi State, 9/22/12
- 5, Nicholls, 9/8/12
- 5, Tennessee-Martin, 10/15/11
- 4, Arkansas State, 11/29/19
- 4, Nebraska, 8/31/19
- 4, Arkansas State, 11/3/18
- 4, Louisiana, 11/4/17
- 4, Georgia Southern, 11/28/15
- 4, Arkansas State, 10/13/15
- 4, North Carolina State, 9/26/15
- 4, South Carolina, 11/22/14
- 4, Arkansas State, 11/8/14
- 4, Georgia State, 11/30/13
- 4, Florida Atlantic, 10/20/12

Punt Return Yards

- 111, Georgia Southern, 11/28/15
- 106, San Diego State, 9/19/15
- 80, Nebraska, 8/31/19
- 72, Louisiana, 11/16/19
- 68, North Carolina State, 9/26/15
- 58, Appalachian State, 9/29/18
- 58, Georgia State, 11/30/13
- 50, Louisiana, 11/4/17
- 48, Tennessee-Martin, 10/15/11
- 47, Tennessee, 10/20/21

OPPONENT INDIVIDUAL GAME RECORDS (DI OPPONENTS)

Scoring

1. 24, Brent Leonard, ULM, 10/27/12
2. **18, Tyrone Howell, ULM 10/15/22**
18, Tucker Gregg, Georgia State, 11/21/20
18, Spencer Brown, UAB, 9/24/20
18, Ja'Marcus Bradley, Louisiana, 11/17/18
18, Elijah Mitchell, Louisiana, 11/17/18
18, Isaiah Saunders, Idaho, 11/26/16
18, Robert Lowe, Texas State, 10/24/15
18, Matthew Dayes, North Carolina State, 9/26/15
18, Terrell Newby, Nebraska, 9/12/15
18, Keenan Reynolds, Navy, 11/28/14
18, Quentin Sims, Tennessee-Martin, 10/15/11

Total Touchdowns

1. 4, Brent Leonard, ULM, 10/27/12
2. **3, Tyrone Howell, ULM, 10/15/22**
3, Tucker Gregg, Georgia State, 11/21/20
3, Spencer Brown, UAB, 9/24/20
3, Ja'Marcus Bradley, Louisiana, 11/17/18
3, Elijah Mitchell, Louisiana, 11/17/18
3, Isaiah Saunders, Idaho, 11/26/16
3, Robert Lowe, Texas State, 10/24/15
3, Matthew Dayes, North Carolina State, 9/26/15
3, Terrell Newby, Nebraska, 9/12/15
3, Keenan Reynolds, Navy, 11/28/14
3, Quentin Sims, Tennessee-Martin, 10/15/11

Extra Points

1. 9, Kyle Bambard, North Carolina State, 9/26/15
2. 8, Chase McGrath, Tennessee, 11/20/21
3. 7, Chandler Staton, Appalachian State, 9/29/18
7, Riley Patterson, Memphis, 9/22/18
7, Matt Ammendola, Oklahoma State, 9/8/18
7, Tyler Bass, Georgia Southern, 11/18/17
7, Younghoe Koo, Georgia Southern, 11/28/15
7, Brett Baer, Louisiana, 11/24/12
9. 6, Matt Quinn, UAB, 9/24/20
6, Kyle Pfau, Louisiana, 11/17/18
6, Tyler Bass, Georgia Southern, 10/6/18
6, Craig Ford, ULM, 11/5/16
6, Austin Rehkow, Idaho, 11/7/15
6, Drew Brown, Nebraska, 9/12/15
6, Austin Grebe, Navy, 11/28/14
6, Luke Ferguson, Arkansas State, 11/8/14

Extra-Point Attempts

1. 9, Kyle Bambard, North Carolina State, 9/26/15
2. 8, Chase McGrath, Tennessee, 11/20/21
3. 7, Chandler Staton, Appalachian State, 9/29/18
7, Riley Patterson, Memphis, 9/22/18
7, Matt Ammendola, Oklahoma State, 9/8/18
7, Tyler Bass, Georgia Southern, 11/18/17
7, Younghoe Koo, Georgia Southern, 11/28/15
7, Brett Baer, Louisiana, 11/24/12
9. 6, Matt Quinn, UAB, 9/24/20
6, Kyle Pfau, Louisiana, 11/17/18
6, Tyler Bass, Georgia Southern, 10/6/18
6, Gary Wunderlich, Ole Miss, 9/2/17
6, Craig Ford, ULM, 11/5/16
6, Austin Rehkow, Idaho, 11/7/15
6, Drew Brown, Nebraska, 9/12/15
6, Austin Grebe, Navy, 11/28/14
6, Luke Ferguson, Arkansas State, 11/8/14

Field Goals

1. **4, Nicholas Barr-Mira, UCLA, 9/17/22**
4, Hunter Stover, Louisiana, 11/1/14
4, Jason Dann, Texas State, 10/26/13
4, Sean Ianno, Texas-San Antonio, 9/1/12
5. **3, Cory Munson, Western Kentucky, 12/21/22**
3, Kenneth Almendares, Louisiana, 10/1/22
3, Massimo Biscardi, Coastal Carolina, 11/7/20
3, Blake Grupe, Arkansas State, 11/29/19
3, Stevie Artigue, Louisiana, 11/16/19
3, Joshua Rowland, Texas State, 11/9/19

- 3, Chandler Staton, Appalachian State, 10/26/19
- 3, Tyler Sumpter, Troy, 10/16/19
- 3, Dylan Brown, New Mexico State, 12/2/17
- 3, Cade Coffey, Idaho, 9/23/17
- 3, Matt Amendola, Oklahoma State, 9/8/17
- 3, Luke Strebels, Air Force, 12/30/16
- 3, Elliott Fry, South Carolina, 11/22/14
- 3, Colton Cook, Southern Utah, 8/29/13
- 3, Tyler Hadden, Hawai'i, 12/1/12
- 3, Devon Bell, Mississippi State, 9/22/12

Field-Goal Attempts

1. 5, Mitch Anderson, Florida Atlantic, 10/20/12
2. **4, Cory Munson, Western Kentucky, 12/21/22**
4, Nicholas Barr-Mira, UCLA, 9/17/22
4, Joshua Rowland, Texas State, 11/9/19
4, Chandler Staton, Appalachian State, 10/26/19
4, Tyler Sumpter, Troy, 10/16/19
4, Tyler Bass, Georgia Southern, 10/3/19
4, Westin Graves, Mississippi State, 9/3/16
4, Will Johnson, Texas State, 11/15/14
4, Hunter Stover, Louisiana, 11/1/14
4, Jason Dann, Texas State, 10/26/13
4, Carlos Lopez, Middle Tennessee, 11/17/12
4, Sean Ianno, Texas-San Antonio, 9/1/12

Rush Attempts

1. 35, Elijah Penny, Idaho, 11/7/15
2. 30, Robert Lowe, Texas State, 10/24/15
3. 28, Donnell Pumphrey, San Diego State, 9/19/15
28, Terrell Newby, Nebraska, 9/12/15
5. 27, Kedrick Rhodes, Florida International, 11/3/12
27, Trayion Durham, Kent State, 9/24/11
7. 26, Brandon Burks, Troy, 10/3/15
8. 25, Donnell Pumphrey, San Diego State, 10/1/16
25, Dontrell Taylor, Nicholls, 9/24/16
25, Rajion Neal, Tennessee, 9/28/13

Yards Rushing

1. 248, Robert Lowe, Texas State, 10/24/15
2. 223, Elijah McGuire, Louisiana, 9/17/16
3. 211, Shermari Jones, Coastal Carolina, 11/26/21
4. 198, Terrell Newby, Nebraska, 9/12/15
5. 192, Marcus Cox, Appalachian State, 12/5/15
6. 188, Darrell Henderson, Memphis, 9/22/18
7. 187, Matt Breida, Georgia Southern, 11/28/15
187, Matt Breida, Georgia Southern, 9/20/14
9. 170, B.J. Smith, Troy, 10/23/18
170, Larry Rose III, New Mexico State, 12/3/16

Rushing Touchdowns

1. 3, Tucker Gregg, Georgia State, 11/21/20
3, Spencer Brown, UAB, 9/24/20
3, Elijah Mitchell, Louisiana, 11/17/18
3, Isaiah Saunders, Idaho, 11/26/16
3, Robert Lowe, Texas State, 10/24/15
3, Matthew Dayes, North Carolina State, 9/26/15
3, Keenan Reynolds, Navy, 11/28/14
8. 2, Jabari Small, Tennessee, 11/20/21
2, Jamontez Woods, Troy, 11/6/21
2, Wesley Kennedy III, Georgia Southern, 10/29/20
2, Cameron Carroll, Tulane, 9/12/20
2, Spencer Brown, UAB, 9/21/19
2, Dedrick Mills, Nebraska, 8/31/19
2, Alex James, Coastal Carolina, 11/23/18
2, Caleb Evans, ULM, 11/10/18

OPPONENT INDIVIDUAL GAME RECORDS (DI OPPONENTS)

2, Wesley Fields, Georgia Southern, 10/6/18
 2, Shai Werts, Georgia Southern, 10/6/18
 2, Jalin Moore, Appalachian State, 9/29/18
 2, Zac Thomas, Appalachian State, 9/29/18
 2, Darrell Henderson, Memphis, 9/22/18
 2, Patrick Taylor Jr., Memphis, 9/22/18
 2, Justice Hill, Oklahoma State, 9/8/18
 2, Jaqwis Dancy, Louisiana Tech, 9/1/18
 2, L.A. Ramsby, Georgia Southern, 11/18/17
 2, Ben Luckett, ULM, 10/21/17
 2, Jacobi Owens, Air Force, 12/30/16
 2, Larry Rose III, New Mexico State, 12/3/16
 2, Thomas Koufie, ULM, 11/5/16
 2, Jordan Chunn, Troy, 10/20/16
 2, Jalin Moore, Appalachian State, 12/5/15
 2, Matt Breida, Georgia Southern, 11/28/15
 2, Kevin Ellison, Georgia Southern, 11/28/15
 2, Matt Linehan, Idaho, 11/7/15
 2, Elijah Penny, Idaho, 11/7/15
 2, Johnston White, Arkansas State, 10/13/15
 2, Reggie Gallaspy II, North Carolina State, 9/26/15
 2, Shadrach Thornton, North Carolina State, 9/26/15
 2, Terrell Newby, Nebraska, 9/12/15
 2, Travis Greene, Bowling Green, 12/20/14
 2, Noah Copeland, Navy, 11/28/14
 2, Matt Breida, Georgia Southern, 9/20/14
 2, Dak Prescott, Mississippi State, 9/13/14
 2, Josh Robinson, Mississippi State, 9/13/14
 2, Orleans Darkwa, Tulane, 9/7/13
 2, Effrem Reed, Louisiana, 11/24/12
 2, Deonte Williams, Cal Poly, 11/19/11
 2, Anthony Meray, Kent State, 9/24/11
 2, Drew Little, Georgia State, 10/30/10

Average Per Carry (minimum five attempts)

1. 18.14, Darius Staten, Navy, 11/16/13
 2. 14.14, Chris Smith, Louisiana, 11/14/20
 3. 13.71, Marcus Cox, Appalachian State, 12/5/15
 4. 13.20, Marlin Lane, Tennessee, 9/28/13
 5. 13.00, Matthew Dayes, North Carolina State, 9/26/15
 6. 12.83, Zac Thomas, Appalachian State, 9/29/18
 7. 12.67, Boston Scott, Louisiana Tech, 9/30/17
 8. 11.90, Keenan Reynolds, Navy, 11/28/14
 9. 11.57, Emani Bailey, Louisiana, 10/2/21
 10. 11.40, Dri Archer, Kent State, 10/19/13

Average Per Carry (minimum 10 attempts)

1. 13.71, Marcus Cox, Appalachian State, 12/5/15
 2. 11.90, Keenan Reynolds, Navy, 11/28/14
 3. 11.40, Dri Archer, Kent State, 10/19/13
 4. 10.27, Kylan Watkins, Memphis, 9/14/19
 5. 9.93, Dak Prescott, Mississippi State, 9/13/14
 6. 9.70, Elijah McGuire, Louisiana, 9/17/16
 7. 9.60, Jaqwis Dancy, Louisiana Tech, 9/1/18
 8. 9.55, Tyjae Spears, Tulane, 9/12/20
 9. 9.25, Shadrach Thornton, North Carolina State, 9/26/15
 10. 9.17, Shermari Jones, Coastal Carolina, 11/26/21

Pass Attempts

1. 61, Tyler Rogers, New Mexico State, 12/2/17
 2. **55, Austin Reed, Western Kentucky, 12/21/22**
 3. 47, Daniel Richardson, Central Michigan, 9/10/22
 47, Brandon Doughty, Western Kentucky, 9/14/13
 47, Nick Montana, Tulane, 9/7/13
 6. 46, Brandon Silvers, Troy, 10/11/17
 7. **45, Kyle Vantrease, Georgia Southern, 11/5/22**
 8. 44, Justice Hansen, Arkansas State, 11/11/17
 44, Nick Arbuckle, Georgia State, 11/21/15
 10. 43, Tyler Jones, Texas State, 11/15/14

Completions

1. 40, Tyler Rogers, New Mexico State, 12/2/17
 2. **36, Austin Reed, Western Kentucky, 12/21/22**
 3. 34, Gunnar Watson, Troy, 12/5/20
 4. 29, Nick Montana, Tulane, 9/7/13
 5. 28, Brady McBride, Texas State, 10/17/20
 28, Shea Patterson, Ole Miss, 9/2/17
 28, Brandon Silvers, Troy, 10/20/16
 8. 27, Caleb Evans, ULM, 11/10/18
 27, Justice Hansen, Arkansas State, 11/11/17
 27, Nick Arbuckle, Georgia State, 11/21/15
 27, Brandon Doughty, Western Kentucky, 9/14/13
 27, Graham Wilbert, Florida Atlantic, 10/20/12

Completion Percentage (minimum 10 attempts)

1. 88.2 (15-17), Adam Kennedy, Arkansas State, 11/2/13
 2. 85.0 (17-20), Hendon Hooker, Tennessee, 11/20/21
 85.0 (17-20), Mike Glennon, North Carolina State, 9/17/11
 4. 84.4 (27-32), Caleb Evans, ULM, 11/10/18
 5. 82.9 (34-41), Gunnar Watson, Troy, 12/5/20
 6. 81.5 (22-27), Tyler Johnston III, UAB, 9/21/19
 7. 80.0 (28-35), Shea Patterson, Ole Miss, 9/2/17
 80.0 (12-15), Kelton Hill, Georgia State, 10/22/11
 9. 78.6 (11-14), Gunnar Watson, Troy, 11/6/21
 10. 78.3 (18-23), Jacoby Brissett, North Carolina State, 9/26/15

Yards Passing

1. **497, Austin Reed, Western Kentucky, 12/21/22**
 2. 451, Tyler Rogers, New Mexico State, 12/2/17
 3. 429, Shea Patterson, Ole Miss, 9/2/17
 4. 428, Taylor Cornelius, Oklahoma State, 9/8/18
 5. 395, Brandon Silvers, Troy, 10/20/16
 6. 373, Tyler Vitt, Texas State, 11/9/19
 7. **371, Chandler Rogers, 10/15/22**
 8. 369, Chandler Rogers, ULM, 10/23/21
 9. 368, James Knapke, Bowling Green, 12/20/14
 10. 367, Caleb Evans, ULM, 11/10/18

Touchdowns Passing

1. **4, Austin Reed, Western Kentucky, 12/21/22**
4, Chandler Rogers, ULM, 10/15/22
 4, Chandler Rogers, ULM, 10/23/21
 4, Logan Bonner, Arkansas State, 11/28/20
 4, Shea Patterson, Ole Miss, 9/2/17
 4, Kolton Browning, ULM, 10/27/12
 4, Mike Glennon, North Carolina State, 9/17/11
 6. 3, Dorian Thompson-Robinson, UCLA, 9/17/22
 3, Gunnar Watson, Troy, 12/5/20
 3, Levi Lewis, Louisiana, 11/14/20
 3, Tyler Vitt, Texas State, 11/9/19
 3, Caleb Evans, ULM, 9/28/19
 3, Tyler Johnston III, UAB, 9/21/19
 3, Brady White, Memphis, 9/14/19
 3, Justice Hansen, Arkansas State, 11/3/18
 3, Sawyer Smith, Troy, 10/23/18
 3, J'Mar Smith, Louisiana Tech, 9/30/17
 3, Mason Rudolph, Oklahoma State, 9/8/17
 3, Caleb Evans, ULM, 11/5/16
 3, Anthony Jennings, Louisiana, 9/17/16
 3, Nick Arbuckle, Georgia State, 10/18/14
 3, Brandon Doughty, Western Kentucky, 9/14/13
 3, Nick Montana, Tulane, 9/7/13
 3, Ryan Aplin, Arkansas State, 10/13/12
 3, Mike Glennon, North Carolina State, 9/15/12
 3, Eric Soza, Texas-San Antonio, 9/1/12

OPPONENT INDIVIDUAL GAME RECORDS (DI OPPONENTS)

Receptions

- 14, Ryan Grant, Tulane, 9/7/13
- 12, Sean Creadick, UC Davis, 10/23/10
- 11, Malachi Corley, Western Kentucky, 12/21/22**
- 10, Hutch White, Texas State, 11/9/19
10, Tylan Wallace, Oklahoma State, 9/8/18
10, Jacob Sannon, Idaho, 9/23/17
10, Jamal Robinson, Louisiana, 11/12/15
10, Donovan Harden, Georgia State, 10/18/14
- 9 Jaylen Hall, Western Kentucky, 12/21/22**
9, Tyrone Howell, ULM, 10/15/22
9, Jonathan Adams Jr., Arkansas State, 11/28/20
9, Kirk Merritt, Arkansas State, 11/29/19
9, Larry Rose III, New Mexico State, 12/2/17
9, Jaleel Scott, New Mexico State, 12/2/17
9, Octayvious Miles, Alabama A&M, 9/16/17
9, Callen Hightower, Idaho, 11/7/15
9, Elijah McGuire, Louisiana, 11/1/14
9, Rashon Ceaser, ULM 11/23/13
9, Brent Leonard, ULM, 10/27/12

Yards Receiving

- 244, Tyrone Howell, ULM, 10/15/22**
- 233, A.J. Brown, Ole Miss, 9/2/17
- 188, Jamal Robinson, Louisiana, 11/12/15
- 187, Ryan Grant, Tulane, 9/7/13
- 183, Austin Watkins Jr., UAB, 9/24/20
- 177, Justin McInnis, Arkansas State, 11/3/18
- 176, Sam Pinckney, Georgia State, 11/21/20
- 175, Albert Wilson, Georgia State, 10/22/11
- 166, Tylan Wallace, Oklahoma State, 9/8/18
166, Harry Peoples, Louisiana, 11/24/12

Touchdown Catches

- 4, Brent Leonard, ULM, 10/27/12
- 3, Tyrone Howell, ULM, 10/15/22**
3, Ja'Marcus Bradley, Louisiana, 11/17/18
3, Quentin Sims, Tennessee-Martin, 10/15/11
- 2, Jonathan Adams Jr., Arkansas State, 11/28/20
2, Brandon Bowling, Arkansas State, 11/28/20
2, Trevis Graham Jr., Texas State, 11/9/19
2, Kaylor Geiger, Troy, 10/16/19
2, Damion Willis, Troy, 10/23/18
2, Marcell Ateman, Oklahoma State, 9/8/17
2, A.J. Brown, Ole Miss, 9/2/17
2, DaMarkus Lodge, Ole Miss, 9/2/17
2, Deon Watson, Idaho, 11/7/15
2, Jaylen Samuels, North Carolina State, 9/26/15
2, Mike Estes, Gardner-Webb, 9/5/15
2, Roger Lewis, Bowling Green, 12/20/14
2, Donovan Harden, Georgia State, 10/18/14
2, Bryan Holmes, Troy, 10/5/13
2, Eric Thomas, Troy, 10/5/13
2, Nicholas Norris, Western Kentucky, 9/14/13
2, Ryan Grant, Tulane, 9/7/13
2, Albert Wilson, Georgia State, 10/22/11
2, Taylor Gentry, North Carolina State, 9/17/11

Total Offense Yards

- 522, Austin Reed, Western Kentucky, 12/21/22**
- 435, Shea Patterson, Ole Miss, 9/2/17
- 431, Taylor Carnelius, Oklahoma State, 9/8/18
431, Tyler Rogers, New Mexico State, 12/2/17
- 421, Caleb Evans, ULM, 11/10/18
- 415, Tyler Vitt, Texas State, 11/9/19
- 413, Brandon Silvers, Troy, 10/20/16
- 409, Chandler Rogers, ULM, 10/23/21
- 392, James Knapke, Bowling Green, 12/20/14
- 384, Chandler Rogers, ULM, 10/15/22**

All-Purpose Yards

- 261, Robert Lowe, Texas State, 10/24/15
- 249, Darrell Henderson, Memphis, 9/22/18
- 246, Velus Jones Jr., Tennessee, 11/20/21
- 244, Tyrone Howell, ULM, 10/15/22**
- 240, A.J. Brown, Ole Miss, 9/2/17
- 236, Sher mari Jones, Coastal Carolina, 11/26/21
236, Alan Lamar, Arkansas State, 10/30/21
236, Terrell Newby, Nebraska, 9/12/15
- 234, Hutch White, Texas State, 11/9/19
- 229, Elijah McGuire, Louisiana, 11/1/14

Total Tackles

- 18, Jason Henderson, Old Dominion, 11/26/22**
- 17, Nathan Herrold, Arkansas State, 10/13/12
- 16, Marques Watson-Trent, Georgia Southern, 11/5/22**
16, Qushaun Lee, Arkansas State, 11/2/13
- 15, Zach Gleaton, Jackson State, 9/7/19
15, Rodney Butler, New Mexico State, 12/3/16
15, Dalton Herrington, New Mexico State, 12/3/16
15, Eric Boggs, Appalachian State, 12/5/15
15, Sam Scofield, Tulane, 9/7/13
15, Brent Harstad, Florida Atlantic, 10/20/12

Solo Tackles

- 13, Sam Scofield, Tulane, 9/7/13
- 11, Dalton Herrington, New Mexico State, 12/3/16
- 10, Tron Folsom, Troy, 10/23/18
10, Damontae Kazee, San Diego State, 9/19/15
10, Dominique Robertson, Tulane, 9/7/13
- 9, Zach Gleaton, Jackson State, 9/7/19
9, Teddy Gallagher, Coastal Carolina, 11/23/18
9, Jordan Hunt, Florida International, 11/3/12
9, Steven Kurfehs, Texas-San Antonio, 10/8/11
- 8, Mos Osling III, UCLA, 9/17/22**
8, Carlton Martial, Troy, 12/5/20
8, Justin Rice, Arkansas State, 11/28/20
8, Silas Kelly, Coastal Carolina, 11/7/20
8, Traveion Webster, ULM, 10/24/20
8, Ferrod Gardner, Louisiana, 11/16/19
8, Fitz Wattley, Coastal Carolina, 11/23/18
8, L'Jarius Sneed, Louisiana Tech, 9/30/17
8, Tony Lashley, Idaho, 9/23/17
8, Terrill Hanks, New Mexico State, 12/3/16
8, Tarris Batiste, Georgia State, 11/30/13
8, Joseph Peterson, Georgia State, 11/30/13
8, Cody Peterson, Navy, 11/16/13
8, Derek Akunne, North Texas, 11/10/12
8, Zachary Orr, North Texas, 11/10/12
8, Brandon Pittman, North Carolina State, 9/15/12

Assisted Tackles

- 14, Nathan Herrold, Arkansas State, 10/13/12
- 12, Jason Henderson, Old Dominion, 11/26/22**
12, Marques Watson-Trent, Georgia Southern, 11/5/22
12, Qushaun Lee, Arkansas State, 11/2/13
- 10, Carlton Martial, Troy, 11/6/21
10, DeVante' Strickland, Kent State, 10/19/13
10, Xavius Boyd, Western Kentucky, 9/14/13
10, Ryan Carrethers, Arkansas State, 10/13/12
10, Nick Nelms, Arkansas State, 10/13/12
- 9, Jaden Harris, Arkansas State, 10/30/21
9, Zack Woodard, ULM, 10/23/21
9, Sione Tupou, Texas State, 10/9/21
9, Malik Shorts, Southern Mississippi, 9/3/20
9, Cortez Sisco, ULM, 9/28/19
9, Rodney Butler, New Mexico State, 12/3/16
9, Tony Lashley, Idaho, 11/26/16
9, Tre'maine Lightfoot, Louisiana, 9/17/16
9, Eric Boggs, Appalachian State, 12/5/15
9, Marc Millan, Idaho, 9/27/14
9, Matt Dellinger, Kent State, 10/19/13

OPPONENT INDIVIDUAL GAME RECORDS (DI OPPONENTS)

Tackles For Loss

- 5.0, Art Laurel, Hawai'i, 12/1/12
- 4.0, Nico Ezidore, Texas State, 10/17/20
- 4.0, A.J. Jefferson, Mississippi State, 9/3/16
- 4.0, Darzil Washington, Louisiana, 11/12/15
- 3.5, Josh Ratcliff, Southern Mississippi, 9/4/21
- 3.5, Josiah Stewart, Coastal Carolina, 11/26/21
- 3.5, Cameron Sample, Tulane, 9/12/20
- 3.5, Kevon Perry, Louisiana, 11/4/17
- 3.0, Jordan Strachan, Georgia State, 11/21/20
- 3.0, Kerry Starks, ULM, 11/10/18
- 3.0, Ronheen Bingham, Arkansas State, 11/3/18
- 3.0, Will Choloh, Troy, 10/23/18
- 3.0, Terrill Hanks, New Mexico State, 12/2/17
- 3.0, Leon McQuaker, New Mexico State, 12/2/17
- 3.0, Chris Odom, Arkansas State, 10/15/16
- 3.0, Taboris Lee, Louisiana, 11/12/15
- 3.0, Christian Ringo, Louisiana, 11/1/14
- 3.0, Matt Holley, Southern Utah, 8/29/13
- 3.0, Audie Cole, North Carolina State, 9/17/11

Sacks

- 3.5, Josiah Stewart, Coastal Carolina, 11/26/21
- 2.5, Tarron Jackson, Coastal Carolina, 11/7/20
- 2.0, Da'Shawn Davis, Georgia Southern, 11/5/22**
- 2.0, Javon Solomon, Troy, 11/6/21
- 2.0, Jordan Strachan, Georgia State, 11/21/20
- 2.0, Patrick Johnson, Tulane, 9/12/20
- 2.0, Cameron Sample, Tulane, 9/12/20
- 2.0, Cortez Sisco, ULM, 9/28/19
- 2.0, Garrett Marino, UAB, 9/21/19
- 2.0, Kerry Starks, ULM, 11/10/18
- 2.0, Will Choloh, Troy, 10/23/18
- 2.0, Terrill Hanks, New Mexico State, 12/2/17
- 2.0, Leon McQuaker, New Mexico State, 12/2/17
- 2.0, Ronheen Bingham, Arkansas State, 11/11/17
- 2.0, T.J. Posey, Louisiana, 11/4/17
- 2.0, Ja'Von Rolland-Jones, Arkansas State, 10/15/16
- 2.0, A.J. Jefferson, Mississippi State, 9/3/16
- 2.0, Marcus Dallas, Texas State, 10/24/15
- 2.0, Darian Roseboro, North Carolina State, 9/26/15
- 2.0, Bryan Thomas, Bowling Green, 12/20/14
- 2.0, Christian Ringo, Louisiana, 11/1/14
- 2.0, Preston Smith, Mississippi State, 9/13/14
- 2.0, Marcus Wright, Kent State, 10/19/13
- 2.0, Art Laurel, Hawai'i, 12/1/12
- 2.0, Emeka Onyenekwu, Louisiana, 11/24/12
- 2.0, A.J. Ferguson, North Carolina State, 9/15/12
- 2.0, Darryl Cato-Bishop, North Carolina State, 9/17/11

Forced Fumbles

- 2, Percy Butler, Louisiana, 11/16/19
- 2, JaShon Waddy, Texas State, 9/15/18
- 2, James Jackson, Louisiana Tech, 9/1/18

Fumble Recoveries

- 2, Austin Hall, Memphis, 9/14/19

Interceptions

- 2, Alex Spillum, Coastal Carolina, 11/26/21
- 2, Trey Cobb, Appalachian State, 11/13/21
- 2, Will Sunderland, Troy, 10/16/19
- 2, Eric Lee Jr., Nebraska, 8/31/19
- 2, Secdrick Cooper, Louisiana Tech, 9/30/17
- 2, Skai Moore, South Carolina, 11/22/14
- 2, Brison Williams, South Carolina, 11/22/14
- 2, Qushaun Lee, Arkansas State, 11/8/14
- 2, Jajuan Harley, Middle Tennessee, 11/17/12

Interception Return Yards

- 110, Trey Cobb, Appalachian State, 11/13/21
- 88, Terence Dunlap, Troy, 10/23/18
- 85, Savion Brown, Louisiana, 11/12/15
- 71, Skai Moore, South Carolina, 11/22/14
- 66, Nickoe Whitley, Mississippi State, 9/22/12
- 60, Cedarius Rookard, Troy, 10/23/18
- 60, Xavier Woodson, Arkansas State, 10/13/15
- 58, Artez Brown, Arkansas State, 11/8/14
- 50, Monquavion Brinson, Georgia Southern, 11/18/17
- 48, Cam Taylor, Nebraska, 8/31/19
- 48, Edwin Jackson, Georgia Southern, 9/20/14

Passes Broken Up

- 4, Mekhi Garner, Louisiana, 11/14/20
- 3, Josh Newton, ULM, 10/23/21
- 3, Jarron Morris, Texas State, 10/17/20
- 3, Monquavion Brinson, Georgia Southern, 11/18/17
- 3, Justin Clifton, Arkansas State, 11/11/17
- 3, L'Jarius Sneed, Louisiana Tech, 9/30/17
- 3, Cameron Sutton, Tennessee, 9/28/13
- 3, Jemarious Moten, Louisiana, 11/24/12
- 3, Justin Hughes, Georgia State, 10/30/10
- 2, Derrick Smith, Western Kentucky, 12/22/21**
- 2, Donte Kent, Central Michigan, 9/10/22**
- 2, Myles Olufemi, Coastal Carolina, 11/26/21
- 2, Steven Jones Jr., Appalachian State, 11/13/21
- 2, Jarius Reimonenq, Arkansas State, 10/30/21
- 2, Tayland Humphrey, Louisiana, 10/2/21
- 2, Davon Ferguson, Bowling Green, 9/11/21
- 2, Bryquice Brown, Georgia State, 11/21/20
- 2, Jacorey Crawford, Georgia State, 11/21/20
- 2, Derick Bush, Coastal Carolina, 11/7/20
- 2, Derrick Canteen, Georgia Southern, 10/29/20
- 2, Dy'jonn Turner, UAB, 9/24/20
- 2, Jaylor Monroe, Tulane, 9/12/20
- 2, Logan Wescott, Arkansas State, 11/29/19
- 2, Kindle Vildor, Georgia Southern, 10/3/19
- 2, Dicaprio Bootle, Nebraska, 8/31/19
- 2, Jerry Jacobs, Arkansas State, 11/3/18
- 2, Jeremy Smith, Arkansas State, 11/3/18
- 2, Kenderick Duncan Jr., Georgia Southern, 10/6/18
- 2, Desmond Franklin, Appalachian State, 9/29/18
- 2, Tae Hayes, Appalachian State, 9/29/18
- 2, Ron LaForce, New Mexico State, 12/2/17
- 2, Kindle Vildor, Georgia Southern, 11/18/17
- 2, B.J. Clay, Georgia State, 10/26/17
- 2, Jerome Smith, Georgia State, 10/26/17
- 2, Dorian Clark, Idaho, 9/23/17
- 2, Ramon Richards, Oklahoma State, 9/8/17
- 2, Zedrick Woods, Ole Miss, 9/2/17
- 2, D.J. Hampton, Idaho, 11/26/16
- 2, Justin Backus, ULM, 11/5/16
- 2, Cody Brown, Arkansas State, 10/15/16
- 2, Malik Smith, San Diego State, 10/1/16
- 2, Jeff Hall, Nicholls, 9/24/16
- 2, Otha Peters, Louisiana, 9/17/16
- 2, Jerome Smith, Georgia State, 11/21/15
- 2, Damontae Kazee, San Diego State, 9/19/15
- 2, Byerson Cockrell, Nebraska, 9/12/15
- 2, Matthew Wells, Mississippi State, 9/13/14
- 2, Rocky Hayes, Arkansas State, 11/2/13
- 2, Lorenzo Doss, Tulane, 9/7/13
- 2, Marrell Jackson, Hawai'i, 12/1/12
- 2, Dee Maggitt, Hawai'i, 12/1/12
- 2, Rodney Gillis, Louisiana, 11/24/12
- 2, Lairamie Lee, North Texas, 11/10/12
- 2, Zac Whitfield, North Texas, 11/10/12
- 2, Jose Cheesborough, Florida International, 11/3/12
- 2, Jordan Hunt, Florida International, 11/3/12
- 2, Rob'Donovan Lewis, ULM, 10/27/12
- 2, Johnathan Banks, Mississippi State, 9/22/12
- 2, Deontae Skinner, Mississippi State, 9/22/12
- 2, Josh Pleasant, Kent State, 9/24/11
- 2, D.J. Green, North Carolina State, 9/17/11

OPPONENT INDIVIDUAL GAME RECORDS (DI OPPONENTS)

Blocked Kicks

1. Patrick Day, Bowling Green, 9/11/21
- 1, Kaylon Geiger, Troy, 12/5/20
- 1, Logan Wescott, Arkansas State, 11/29/19
- 1, Bennie Higgins, Louisiana, 11/16/19
- 1, Demetrius Taylor, Appalachian State, 10/26/19
- 1, Raymond Johnson III, Georgia Southern, 10/3/19
- 1, Wesley Thompson, ULM, 11/10/18
- 1, Tae Hayes, Appalachian State, 9/29/18
- 1, Jonathan Wilson, Memphis, 9/22/18
- 1, London Harris, Texas State, 9/15/18
- 1, Dae'Von Washington, Louisiana Tech, 9/1/18
- 1, Johnston White, Arkansas State, 11/11/17
- 1, Tony Lashley, Idaho, 11/26/16
- 1, Cortez Sisco, ULM, 11/5/16
- 1, Jeff Hall, Nicholls, 9/24/16
- 1, Drew Thompson, Troy, 10/24/14
- 1, Deuce Robinson, Appalachian State, 10/4/14
- 1, Preston Smith, Mississippi State, 9/13/14
- 1, Chris Davis, Troy, 10/5/13
- 1, Toi Taufa, Southern Utah, 8/29/13
- 1, Jamal Robinson, Louisiana, 11/24/12
- 1, Preston Coleman, ULM, 10/27/12
- 1, Derrek Upshaw, Troy, 9/29/12
- 1, Charles Wort, Texas-San Antonio, 9/1/12
- 1, Jeremy Johnson, Mississippi Valley State, 11/3/11
- 1, Karlos Jones, Tennessee-Martin, 10/15/11
- 1, Asim Hicks, Lamar, 10/16/10
- 1, Michael Billingsley, Nicholls, 9/18/10

Punts

1. **9, Kylan Dupre, Nicholls, 9/3/22**
- 9, Justin Manton, ULM, 11/23/13
- 9, Will Atterberry, North Texas, 11/10/12
4. 8, Mason Hunt, Southern Mississippi, 9/4/21
- 8, Anthony Beck II, Georgia Southern, 10/3/19
- 8, Nick Carden, Alabama A&M, 9/16/17
- 8, Brett Norton, Presbyterian, 11/19/16
- 8, Tyler St. Germain, Nicholls, 9/24/16
- 8, Anthony Melchiori, Kent State, 9/6/14
- 8, Daniel Cadona, Louisiana, 12/7/13
- 8, Josh Brisk, Florida International, 11/3/12
- 8, Cory Kemps, Nicholls, 9/8/12
- 8, Kollin Kahler, Lamar, 9/10/11
- 8, Colton Schmidt, UC Davis, 10/23/10
- 8, Kollin Kahler, Lamar, 10/16/10

Yards Punting

1. **414, Kylan Dupre, Nicholls, 9/3/22**
- 384, Daniel Cadona, Louisiana, 12/7/13
- 383, Mason Hunt, Southern Mississippi, 9/4/21
- 378, Justin Manton, ULM, 11/23/13
- 356, Will Atterberry, North Texas, 11/10/12
- 348, Tyler St. Germain, Nicholls, 9/24/16
- 342, Cory Kemps, Nicholls, 9/8/12
- 334, Lumi Kaba, Texas State, 10/24/15
- 331, Anthony Melchiori, Kent State, 9/6/14
- 330, Joe Davidson, Bowling Green, 12/20/14

Punting Average

1. 61.0, Tyler Bass, Georgia Southern, 11/18/17
- 54.0, Jake McClure, Oklahoma State, 9/8/18
- 52.0, Adam Williams, Memphis, 9/22/18
- 51.0, Alex Dunnachie, Hawai'i, 12/1/12
5. **50.8, Luke Elzinga, Central Michigan, 9/10/22**
- 50.8, Rhys Burns, Louisiana, 10/2/21
- 50.8, Cody Grace, Arkansas State, 11/29/19
- 49.8, Austin Rehkow, Idaho, 9/27/14
- 49.3, Brandon Wright, Georgia State, 10/26/17
- 49.0, Paul Hundley, Cal Poly, 11/19/11

Punting Average (minimum 4)

1. **50.8, Luke Elzinga, Central Michigan, 9/10/22**
- 50.8, Rhys Burns, Louisiana, 10/2/21
- 50.8, Cody Grace, Arkansas State, 11/29/19
4. 49.8, Austin Rehkow, Idaho, 9/27/14
5. 48.3, Anthony Beck II, Georgia Southern, 10/14/21
6. 48.2, Adam Williams, Memphis, 9/14/19
- 48.2, Josh Davis, Middle Tennessee, 11/17/12
8. 48.0, Daniel Cadona, Louisiana, 12/7/13
9. 47.9, Mason Hunt, Southern Mississippi, 9/4/21
- 47.7, Lumi Kaba, Texas State, 10/24/15

Punts Inside The 20

1. **5, Ryan Hanson, Arkansas State, 10/29/22**
- 5, Lumi Kaba, Texas State, 10/24/15
- 5, Will Atterberry, North Texas, 11/10/12
3. **4, Mike Rivers, Troy, 10/20/22**
- 4, Matt Naranjo, Bowling Green, 9/11/21
- 4, Jared Porter, ULM, 9/28/19
- 4, Andrew Komornik, Gardner-Webb, 9/5/15
- 4, Austin Rehkow, Idaho, 9/27/14
8. **3, Anthony Beck III, Georgia Southern, 11/5/22**
- 3, Luke Elzinga, Central Michigan, 9/10/22**
- 3, Isaac Armstrong, Nebraska, 8/31/19
- 3, Cody Grace, Arkansas State, 11/3/18
- 3, Anthony Craven, Alabama State, 10/13/18
- 3, Sam Geraci, Louisiana, 11/4/17
- 3, Ryan Kay, Troy, 10/20/16
- 3, Tyler St. Germain, Nicholls, 9/24/16
- 3, Logan Cooke, Mississippi State, 9/3/16
- 3, Steven Coutts, Louisiana, 11/12/15
- 3, Luke Ferguson, Arkansas State, 10/13/15
- 3, Tanner Blain, San Diego State, 9/19/15
- 3, Ryan Kay, Troy, 10/24/14
- 3, Daniel Cadona, Louisiana, 12/7/13
- 3, Will Scott, Troy, 10/5/13
- 3, Hendrix Brakefield, Western Kentucky, 9/14/13
- 3, Justin Manton, ULM, 10/27/12
- 3, Cory Kemps, Nicholls, 9/8/12
- 3, Patrick Dolan, Nicholls, 9/18/10

Kick Returns

1. 7, Kyle Horton, Gardner-Webb, 9/5/15
2. 6, Ricky Fergerson, Appalachian State, 12/5/15
3. 5, Alan Lamar, Arkansas State, 10/30/21
- 5, Marquez Spencer, Alabama State, 10/13/18
- 5, Jonathan Adams Jr., Arkansas State, 11/11/17
- 5, Rueben Mwehla, Idaho, 11/7/15
- 5, Richard Montgomery, Idaho, 9/27/14
8. 4, Chris Davis, Louisiana, 10/2/21
- 4, Jah'Marae Sheread, Texas State, 10/17/20
- 4, Ky'Jon Tyler, Coastal Carolina, 11/23/18
- 4, Marcus Jones, Troy, 10/23/18
- 4, Marcus Green, ULM, 10/21/17
- 4, Boston Scott, Louisiana Tech, 9/30/17
- 4, Jason Huntley, New Mexico State, 12/3/16
- 4, Stefano Guarisco, Nicholls, 9/24/16
- 4, Gabe Fuselier, Louisiana, 11/12/15
- 4, Bobo Beathard, Appalachian State, 10/4/14
- 4, Darryl Surgent, Louisiana, 12/7/13
- 4, Travis Evans, Georgia State, 11/30/13
- 4, Craig Mager, Texas State, 10/26/13
- 4, Darryl Surgent, Louisiana, 11/24/12
- 4, Albert Davis, Georgia State, 10/30/10
- 4, Octavios Logan, Lamar, 10/16/10

OPPONENT INDIVIDUAL GAME RECORDS (DI OPPONENTS)

Kick Return Yards

- 232, Alan Lamar, Arkansas State, 10/30/21
- 158, Stefano Guarisco, Nicholls, 9/24/16
- 138, Jonathan Adams Jr., Arkansas State, 11/11/17
138, Kyle Horton, Gardner-Webb, 9/5/15
- 137, Chris Smith, Louisiana, 10/2/21
- 134, Ricky Ferguson, Appalachian State, 12/5/15
- 125, Albert Davis, Georgia State, 10/30/10
- 118, Jaylon Jones, Ole Miss, 9/2/17
- 109, Raymond Calais, Louisiana, 11/17/18
- 102, Ky'Jon Tyler, Coast Carolina, 11/23/18

Punt Returns

- 6, Marcus Jones, Troy, 10/11/17
- 5, Lloyd Mills, San Diego State, 9/19/15
- 4, Jordyn Wilson, Central Michigan, 9/10/22**
4, B.J. Edmonds, Arkansas State, 11/29/19
4, JD Spielman, Nebraska, 8/31/19
4, Warren Wand, Arkansas State, 11/3/18
4, Earnest Patterson, Louisiana, 11/4/17
4, Derek Keaton, Georgia Southern, 11/28/15
4, Blaise Taylor, Arkansas State, 10/13/15
4, Bra'lon Cherry, North Carolina State, 9/26/15
4, Blaise Taylor, Arkansas State, 11/8/14
4, Albert Wilson, Georgia State, 11/30/13
4, Travis Jones, Florida Atlantic, 10/20/12

Punt Return Yards

- 111, Derek Keaton, Georgia Southern, 11/28/15
- 106, Lloyd Mills, San Diego State, 9/19/15
- 80, Eric Garror, Louisiana, 10/1/22**
80, JD Spielman, Nebraska, 8/31/19
- 72, Eric Garror, Louisiana, 11/16/19
- 68, Bra'lon Cherry, North Carolina State, 9/26/15
- 58, Clifton Duck, Appalachian State, 9/29/18
58, Albert Wilson, Georgia State, 11/30/13
- 50, Earnest Patterson, Louisiana, 11/4/17
- 47, Velus Jones Jr., Tennessee, 11/20/21

Longest Run

- 85-TD, Brandin Byrd, North Texas, 11/10/12
- 77-TD, Matthew Dayes, North Carolina State, 9/26/15
- 75-TD, Shermari Jones, Coastal Carolina, 11/26/21
75-TD, Matthew Breida, Georgia Southern, 11/28/15
- 74, Marcus Green, ULM, 10/21/17
74, Marcus Cox, Appalachian State, 12/5/15
74-TD, Dri Archer, Kent State, 10/19/13
- 72, Kylan Watkins, Memphis, 9/14/19
- 71, Kenneth Gainwell, Memphis, 9/14/19
- 68-TD, Elijah McGuire, Louisiana, 9/17/16

Longest Pass Play

- 95-TD, Jesse Turner from LaQuintin Caston, Nicholls, 9/18/10
- 83-TD, Tyrone Howell from Chandler Rogers, ULM, 10/15/22**
- 81-TD, Will Derrick from Chandler Rogers, ULM, 11/23/21
- 80-TD, Tevaris McCormick from Brandon Silvers, Troy, 10/20/16
80, Robert Davis from Ronnie Bell, Georgia State, 11/30/13
- 78-TD, Justin McInnis from Justice Hansen, Arkansas State, 11/3/18
78-TD, Roger Lewis from James Knapke, Bowling Green, 12/20/14
78-TD, Albert Wilson from Kelton Hill, Georgia State, 10/22/11
- 77-TD, A.J. Brown from Shea Patterson, Ole Miss, 9/2/17
- 75-TD, Tyrone Howell from Chandler, ULM, 10/15/22**
75-TD, Tyrek Allen from KHA'Darris Davis, Alabama State, 10/13/18
75-TD, Jalen Robinette from Arion Worthman, Air Force, 12/30/16
75-TD, Harry Peoples from Terrance Broadway, Louisiana, 11/24/12

Longest Interception Return

- 100-TD, Trey Cobb, Appalachian State, 11/13/21
- 88, Terence Dunlap, Troy, 10/23/18
- 85-TD, Savion Brown, Louisiana, 11/12/15
- 66, Nickoe Whitely, Mississippi State, 9/22/12
- 60, Cedarius Rookard, Troy, 10/23/18
60, Xavier Woodson, Arkansas State, 10/13/15
- 58-TD, Artez Brown, Arkansas State, 11/8/14
- 50, Monquavion Brinson, Georgia Southern, 11/18/17
- 48, Cam Taylor, Nebraska, 8/31/19
48, Edwin Jackson, Georgia Southern, 9/20/14

Longest Fumble Return

- 61-TD, Rock Ya-Sin, Presbyterian, 11/19/16
- 60-TD, Chris Humes, Arkansas State, 10/15/16
- 48-TD, Austin Hall, Memphis, 9/14/19
- 27, Calvin Tiggler, Kent State, 9/24/11
- 12, Deshon Cooper, Georgia Southern, 11/18/17
- 9, Bernardrick McKinney, Mississippi State, 9/13/14
- 5, Santo Coppola, Air Force, 12/30/16
- 3, Carlos Davis, Nebraska, 8/31/19

Longest Field Goal

- 54, Donny Hageman, San Diego State, 9/19/15
- 53, Matt Amendola, Oklahoma State, 9/8/17
- 51, Brooks Buce, Troy, 10/20/22**
51, Kenneth Almendares, Louisiana, 10/1/22
51, Zach Matics, Appalachian State, 12/5/15
51, Sean Ianno, Texas-San Antonio, 9/1/12
- 50, Zach Matics, Appalachian State, 12/5/15
50, Brian Davis, Arkansas State, 11/2/13
- 49, Nicholas Barr-Mira, UCLA, 9/17/22
- 48, Westin Graves, Mississippi State, 9/3/16
48, Andrew Dolan, Nicholls, 9/8/12
48, Sean Ianno, Texas-San Antonio, 10/8/11

Longest Field-Goal Attempt

- 54, Donny Hageman, San Diego State, 9/19/15
54, Zach Olen, North Texas, 11/10/12
- 53, Matt Amendola, Oklahoma State, 9/8/17
- 52 [Blocked], Michael Lantz, Georgia Southern, 11/5/22**
52, Michael Palardy, Tennessee, 9/28/13
- 51, Brooks Buce, Troy, 10/20/22**
51, Kenneth Almendares, Louisiana, 10/1/22
51, Zach Matics, Appalachian State, 12/5/15
51, Stevie Artigue, Louisiana, 11/12/15
51, Sean Ianno, Texas-San Antonio, 9/1/12

Longest Punt

- 80, Anthony Craven, Alabama State, 10/13/18
- 70, Devon Bell, Mississippi State, 9/13/14
- 69, Lumi Kaba, Texas State, 10/24/15
- 62, Davan Dyer, Louisiana Tech, 9/1/18
- 61, Payton Theisler, New Mexico State, 12/2/17
61, Tyler Bass, Georgia Southern, 11/18/17
61, Will Scott, Troy, 10/5/13
- 60, Tanner Blain, San Diego State, 9/19/15
- 59, Anthony Beck II, Georgia Southern, 10/14/21
59, Matt Naranjo, Bowling Green, 9/11/21
59, Brandon Wright, Georgia State, 11/23/19
59, Lumi Kaba, Texas State, 10/24/15
59, Justin Manton, ULM, 11/23/13

OPPONENT INDIVIDUAL GAME RECORDS (DI OPPONENTS)

Longest Kickoff Return

1. 100-TD, Alan Lamar, Arkansas State, 10/30/21
2. 97-TD, Jaylon Jones, Ole Miss, 9/2/17
3. 96-TD, Velus Jones Jr., Tennessee, 11/20/21
4. 87, Chris Smith, Louisiana, 10/2/21
5. 77, Stefano Guarisco, Nicholls, 9/24/16
6. 62, Wesley Kennedy III, Georgia Southern, 10/6/18
7. 60, Raymond Calais, Louisiana, 11/16/19
- 60, JeJordan Mask, Texas State, 11/9/16
9. 55, Jonathan Adams Jr., Arkansas State, 11/11/17
10. 54, Raymond Calais, Louisiana, 11/17/18

Longest Punt Return

1. 76-TD, JD Spielman, Nebraska, 8/31/19
- 72, Eric Garror, Louisiana, 11/16/19
- 72, Derek Keaton, Georgia Southern, 11/28/15
4. 69-TD, Eric Garror, Louisiana, 10/1/22
5. 62, Albert Wilson, Georgia State, 11/30/13
6. 57, Lloyd Mills, San Diego State, 9/19/15
7. 52, Clifton Duck, Appalachian State, 9/29/18
8. 51, Bra'lon Cherry, North Carolina State, 9/26/15
9. 41, Lloyd Mills, San Diego State, 9/19/15
10. 38, Eric Garror, Louisiana, 11/14/20

TEAM GAME RECORDS (BOWL GAMES)**Scoring**

- 28, vs. Bowling Green, 12/20/14
- 23, vs. Western Kentucky, 12/21/22
- 21, vs. Air Force, 12/30/16

Total Touchdowns

- 4, vs. Bowling Green, 12/20/14
- 3, vs. Western Kentucky, 12/21/22
- 3, vs. Air Force, 12/30/16

Rushing Touchdowns

- 3, vs. Bowling Green, 12/20/14
- 2, vs. Air Force, 12/30/16

Passing Touchdowns

- 3, vs. Western Kentucky, 12/21/22
- 1, vs. Air Force, 12/30/16
- 1, vs. Bowling Green, 12/20/14

Extra Points

- 4, vs. Bowling Green, 12/20/14
- 3, vs. Western Kentucky, 12/21/22
- 3, vs. Air Force, 12/30/16

Extra-Point Attempts

- 4, vs. Western Kentucky, 12/21/22
- 4, vs. Bowling Green, 12/20/14
- 3, vs. Air Force, 12/30/16

Field Goals

- 1, vs. Western Kentucky, 12/21/22

Field-Goal Attempts

- 1, vs. Western Kentucky, 12/21/22

Rush Attempts

- 38, vs. Bowling Green, 12/20/14
- 25, vs. Western Kentucky, 12/21/22
- 21, vs. Air Force, 12/30/16

Yards Rushing

- 136, vs. Bowling Green, 12/20/14
- 68, vs. Air Force, 12/30/16
- 44, vs. Western Kentucky, 12/21/22

Fewest Rush Attempts

- 21, vs. Air Force, 12/30/16
- 25, vs. Western Kentucky, 12/21/22
- 38, vs. Bowling Green, 12/20/14

Fewest Yards Rushing

- 44, vs. Western Kentucky, 12/21/22
- 68, vs. Air Force, 12/30/16
- 136, vs. Bowling Green, 12/20/14

Average Per Carry

- 3.58, vs. Bowling Green, 12/20/14
- 3.24, vs. Air Force, 12/30/16
- 1.80, vs. Western Kentucky, 12/21/22

Pass Attempts

- 55, vs. Western Kentucky, 12/21/22
- 37, vs. Bowling Green, 12/20/14
- 26, vs. Air Force, 12/30/16

Completions

- 37, vs. Western Kentucky, 12/21/22
- 20, vs. Bowling Green, 12/20/14
- 10, vs. Air Force, 12/30/16

Completion Percentage

- 67.2, vs. Western Kentucky, 12/21/22
- 54.1, vs. Bowling Green, 12/20/14
- 38.5, vs. Air Force, 12/30/16

Yards Passing

- 377, vs. Western Kentucky, 12/21/22
- 279, vs. Bowling Green, 12/20/14
- 245, vs. Air Force, 12/30/16

Fewest Pass Attempts

- 26, vs. Air Force, 12/30/16
- 37, vs. Bowling Green, 12/20/14
- 55, vs. Western Kentucky, 12/21/22

Fewest Completions

- 10, vs. Air Force, 12/30/16
- 20, vs. Bowling Green, 12/20/14
- 37, vs. Western Kentucky, 12/21/22

Fewest Yards Passing

- 245, vs. Air Force, 12/30/16
- 279, vs. Bowling Green, 12/20/14
- 377, vs. Western Kentucky, 12/21/22

Total Offense Yards

- 421, vs. Western Kentucky, 12/21/22
- 415, vs. Bowling Green, 12/20/14
- 313, vs. Air Force, 12/30/16

Fewest Total Offense Yards

- 313, vs. Air Force, 12/30/16
- 415, vs. Bowling Green, 12/20/14
- 421, vs. Western Kentucky, 12/21/22

First Downs

- 28, vs. Western Kentucky, 12/21/22
- 23, vs. Bowling Green, 12/20/14
- 13, vs. Air Force, 12/30/16

Fewest First Downs

- 13, vs. Air Force, 12/30/16
- 23, vs. Bowling Green, 12/20/14
- 28, vs. Western Kentucky, 12/21/22

First Downs Rushing

- 9, vs. Bowling Green, 12/20/14
- 6, vs. Air Force, 12/30/16
- 4, vs. Western Kentucky, 12/21/22

First Downs Passing

- 20, vs. Western Kentucky, 12/21/22
- 13, vs. Bowling Green, 12/20/14
- 7, vs. Air Force, 12/30/16

Highest Time Of Possession

- 31:16, vs. Western Kentucky, 12/21/22
- 25:35, vs. Bowling Green, 12/20/14
- 19:34, vs. Air Force, 12/30/16

Lowest Time Of Possession

- 19:34, vs. Air Force, 12/30/16
- 25:35, vs. Bowling Green, 12/20/14
- 31:16, vs. Western Kentucky, 12/21/22

Fewest Rushing Yards Allowed

- 131, vs. Bowling Green, 12/20/14
- 155, vs. Western Kentucky, 12/21/22
- 253, vs. Air Force, 12/30/16

Most Rushing Yards Allowed

- 253, vs. Air Force, 12/30/16
- 155, vs. Western Kentucky, 12/21/22
- 131, vs. Bowling Green, 12/20/14

Most Passing Yards Allowed

- 522, vs. Western Kentucky, 12/21/22
- 369, vs. Bowling Green, 12/20/14
- 207, vs. Air Force, 12/30/16

Fewest Passing Yards Allowed

- 207, vs. Air Force, 12/30/16
- 369, vs. Bowling Green, 12/20/14
- 522, vs. Western Kentucky, 12/21/22

Most Total Yards Allowed

- 677, vs. Western Kentucky, 12/21/22
- 500, vs. Bowling Green, 12/20/14
- 460, vs. Air Force, 12/30/16

Fewest Total Yards Allowed

- 460, vs. Air Force, 12/30/16
- 500, vs. Bowling Green, 12/20/14
- 677, vs. Western Kentucky, 12/21/22

Fewest Points Allowed

- 33, vs. Bowling Green, 12/20/14
- 44, vs. Western Kentucky, 12/21/22
- 45, vs. Air Force, 12/30/16

Most Points Allowed

- 45, vs. Air Force, 12/30/16
- 44, vs. Western Kentucky, 12/21/22
- 33, vs. Bowling Green, 12/20/14

Tackles For Loss

- 10, vs. Air Force, 12/30/16
- 8, vs. Bowling Green, 12/20/14
- 3, vs. Western Kentucky, 12/21/22

Sacks

- 4, vs. Air Force, 12/30/16
- 2, vs. Bowling Green, 12/20/14

Fumble Recoveries

- 1, vs. Bowling Green, 12/20/14

Interceptions

- 1, vs. Western Kentucky, 12/21/22

Interception Return Yards

-

Total Turnovers Forced

- 1, vs. Western Kentucky, 12/21/22
- 1, vs. Bowling Green, 12/20/14

Passes Broken Up

- 6, vs. Western Kentucky, 12/21/22
- 3, vs. Bowling Green, 12/20/14

Blocked Kicks

-

Punts

- 7, vs. Bowling Green, 12/20/14
- 5, vs. Air Force, 12/30/16
- 4, vs. Western Kentucky, 12/21/22

Yards Punting

- 339, vs. Bowling Green, 12/20/14
- 187, vs. Western Kentucky, 12/21/22
- 185, vs. Air Force, 12/30/16

Punting Average

- 48.4, vs. Bowling Green, 12/20/14
- 46.8, vs. Western Kentucky, 12/21/22
- 37.0, vs. Air Force, 12/30/16

Punting Average (minimum 4)

- 48.4, vs. Bowling Green, 12/20/14
- 46.8, vs. Western Kentucky, 12/21/22
- 37.0, vs. Air Force, 12/30/16

TEAM GAME RECORDS (BOWL GAMES)**Kick Returns**

1. 7, vs. Bowling Green, 12/20/14
2. 4, vs. Western Kentucky, 12/21/22
- 4, vs. Air Force, 12/30/16

Kick Return Yards

1. 139, vs. Bowling Green, 12/20/14
2. 105, vs. Western Kentucky, 12/21/22
3. 46, vs. Air Force, 12/30/16

Punt Returns

1. 3, vs. Bowling Green, 12/20/14
2. 1, vs. Air Force, 12/30/16

INDIVIDUAL GAME RECORDS (BOWL GAMES)**Scoring**

- 6, DJ Thomas-Jones, vs. Western Kentucky, 12/21/22
- 6, Devin Voisin, vs. Western Kentucky, 12/21/22
- 6, La'Damian Webb, vs. Western Kentucky, 12/21/22
- 6, Dami Ayoola, vs. Air Force, 12/30/16
- 6, Dallas Davis, vs. Air Force, 12/30/16
- 6, Josh Magee, vs. Air Force, 12/30/16
- 6, Brandon Bridge, vs. Bowling Green, 12/20/14
- 6, DeMarrion Buford-Hughes, vs. Bowling Green, 12/20/14
- 6, Kendall Houston, vs. Bowling Green, 12/20/14
- 6, Terrance Timmons, vs. Bowling Green, 12/20/14

Scoring By Kicking

- 6, Diego Guajardo, vs. Western Kentucky
- 4, Aleem Sunanon, vs. Bowling Green, 12/20/14
- 3, Gavin Patterson, vs. Air Force, 12/30/16

Total Touchdowns

- 1, DJ Thomas-Jones, vs. Western Kentucky, 12/21/22
- 1, Devin Voisin, vs. Western Kentucky, 12/21/22
- 1, La'Damian Webb, vs. Western Kentucky, 12/21/22
- 1, Dami Ayoola, vs. Air Force, 12/30/16
- 1, Dallas Davis, vs. Air Force, 12/30/16
- 1, Josh Magee, vs. Air Force, 12/30/16
- 1, Brandon Bridge, vs. Bowling Green, 12/20/14
- 1, DeMarrion Buford-Hughes, vs. Bowling Green, 12/20/14
- 1, Kendall Houston, vs. Bowling Green, 12/20/14
- 1, Terrance Timmons, vs. Bowling Green, 12/20/14

Extra Points

- 4, Aleem Sunanon, vs. Bowling Green, 12/20/14
- 3, Diego Guajardo, vs. Western Kentucky, 12/21/22
- 3, Gavin Patterson, vs. Air Force, 12/30/16

Extra-Point Attempts

- 4, Diego Guajardo, vs. Western Kentucky, 12/21/22
- 4, Aleem Sunanon, vs. Bowling Green, 12/20/14
- 3, Gavin Patterson, vs. Air Force, 12/30/16

Field Goals

- 1, Diego Guajardo, vs. Western Kentucky, 12/21/22

Field-Goal Attempts

- 1, Diego Guajardo, vs. Western Kentucky, 12/21/22

Rush Attempts

- 16, Brandon Bridge, vs. Bowling Green, 12/20/14
- 12, La'Damian Webb, vs. Western Kentucky, 12/21/22
- 10, Terrance Timmons, vs. Bowling Green, 12/20/14
- 8, Dami Ayoola, vs. Air Force, 12/30/16
- 8, Dallas Davis, vs. Air Force, 12/30/16
- 7, Xavier Johnson, vs. Bowling Green, 12/20/14
- 5, Carter Bradley, vs. Western Kentucky, 12/21/22
- 5, Kendall Houston, vs. Bowling Green, 12/20/14
- 4, Braylon McReynolds, vs. Western Kentucky, 12/21/22
- 4, Xavier Johnson, vs. Air Force, 12/30/16

Yards Rushing

- 53, Kendall Houston, vs. Bowling Green, 12/20/14
- 48, La'Damian Webb, vs. Western Kentucky, 12/21/22
- 44, Xavier Johnson, vs. Air Force, 12/30/16
- 41, Brandon Bridge, vs. Bowling Green, 12/20/14
- 32, Dami Ayoola, vs. Air Force, 12/30/16
- 21, Xavier Johnson, vs. Bowling Green, 12/20/14
- 21, Terrance Timmons, vs. Bowling Green, 12/20/14
- 15, Braylon McReynolds, vs. Western Kentucky, 12/21/22
- 8, Omni Wells, vs. Western Kentucky, 12/21/22

Yards Rushing – Quarterback

- 41, Brandon Bridge, vs. Bowling Green, 12/20/14

Rushing Touchdowns

- 1, Dami Ayoola, vs. Air Force, 12/30/16
- 1, Dallas Davis, vs. Air Force, 12/30/16
- 1, Brandon Bridge, vs. Bowling Green, 12/20/14
- 1, Kendall Houston, vs. Bowling Green, 12/20/14
- 1, Terrance Timmons, vs. Bowling Green, 12/20/14

Average Per Carry (minimum five attempts)

- 10.60, Kendall Houston, vs. Bowling Green, 12/20/14
- 4.00, La'Damian Webb, vs. Western Kentucky, 12/21/22
- 4.00, Dami Ayoola, vs. Air Force, 12/30/16
- 3.00, Xavier Johnson, vs. Bowling Green, 12/20/14
- 2.56, Brandon Bridge, vs. Bowling Green, 12/20/14
- 2.10, Terrance Timmons, vs. Bowling Green, 12/20/14

Average Per Carry (minimum 10 attempts)

- 4.00, La'Damian Webb, vs. Western Kentucky, 12/21/22
- 2.56, Brandon Bridge, vs. Bowling Green, 12/20/14
- 2.10, Terrance Timmons, vs. Bowling Green, 12/20/14

Pass Attempts

- 53, Carter Bradley, vs. Western Kentucky, 12/21/22
- 37, Brandon Bridge, vs. Bowling Green, 12/20/14
- 24, Dallas Davis, vs. Air Force, 12/30/16
- 2, Desmond Trotter, vs. Western Kentucky, 12/21/22
- 2, Cole Garvin, vs. Air Force, 12/30/16

Completions

- 36, Carter Bradley, vs. Western Kentucky, 12/21/22
- 20, Brandon Bridge, vs. Bowling Green, 12/20/14
- 10, Dallas Davis, vs. Air Force, 12/30/16
- 1, Desmond Trotter, vs. Western Kentucky, 12/21/22

Yards Passing

- 360, Carter Bradley, vs. Western Kentucky, 12/21/22
- 279, Brandon Bridge, vs. Bowling Green, 12/20/14
- 245, Dallas Davis, vs. Air Force, 12/30/16

Touchdowns Passing

- 3, Carter Bradley, vs. Western Kentucky, 12/21/22
- 1, Dallas Davis, vs. Air Force, 12/30/16
- 1, Brandon Bridge, vs. Bowling Green, 12/20/14

Most Passes Intercepted

- 2, Carter Bradley, vs. Western Kentucky, 12/21/22
- 2, Brandon Bridge, vs. Bowling Green, 12/20/14
- 1, Dallas Davis, vs. Air Force, 12/30/16

Receptions

- 11, Devin Voisin, vs. Western Kentucky, 12/21/22
- 7, Caullin Lacy, vs. Western Kentucky, 12/21/22
- 6, Danny Woodson II, vs. Bowling Green, 12/20/14
- 5, Josh Magee, vs. Air Force, 12/30/16
- 4, DJ Thomas-Jones, vs. Western Kentucky, 12/21/22
- 4, Braylon McReynolds, vs. Western Kentucky, 12/21/22
- 4, La'Damian Webb, vs. Western Kentucky, 12/21/22
- 4, Jeremé Jones, vs. Bowling Green, 12/20/14
- 4, Shavarez Smith, vs. Bowling Green, 12/20/14
- 10, 2, Jalen Wayne, vs. Western Kentucky, 12/21/22
- 2, Tyrone Williams, vs. Air Force, 12/30/16
- 2, Ryan Onkka, vs. Bowling Green, 12/20/14
- 2, Terrance Timmons, vs. Bowling Green, 12/20/14

INDIVIDUAL GAME RECORDS (BOWL GAMES)

Yards Receiving

- 154, Josh Magee, vs. Air Force, 12/30/16
- 153, Devin Voisin, vs. Western Kentucky, 12/21/22
- 122, Danny Woodson II, vs. Bowling Green, 12/20/14
- 57, Caullin Lacy, vs. Western Kentucky, 12/21/22
- 51, Chris Lewis, vs. Air Force, 12/30/16
- 45, DJ Thomas-Jones, vs. Western Kentucky, 12/21/22
45, Jeremé Jones, vs. Bowling Green, 12/20/14
- 38, Braylon McReynolds, vs. Western Kentucky, 12/21/22
- 37, Tyrone Williams, vs. Air Force, 12/30/16
- 34, Shavarez Smith, vs. Bowling Green, 12/20/14

Touchdown Catches

- 1, DJ Thomas-Jones, vs. Western Kentucky, 12/21/22
1, Devin Voisin, vs. Western Kentucky, 12/21/22
1, La'Damian Webb, vs. Western Kentucky, 12/21/22
1, Josh Magee, vs. Air Force, 12/30/16
1, DeMarrion Buford-Hughes, vs. Bowling Green, 12/20/14

Total Offense Yards

- 360, Carter Bradley, vs. Western Kentucky, 12/21/22
- 320, Brandon Bridge, vs. Bowling Green, 12/20/14
- 240, Dallas Davis, vs. Air Force, 12/30/16
- 153, Devin Voisin, vs. Western Kentucky, 12/21/22
- 145, Braylon Reynolds, vs. Western Kentucky, 12/21/22
- 77, La'Damian Webb, vs. Western Kentucky, 12/21/22
- 57, Caullin Lacy, vs. Western Kentucky, 12/21/22
- 53, Kendall Houston, vs. Bowling Green, 12/20/14
- 45, DJ Thomas-Jones, vs. Western Kentucky, 12/21/22
- 37, Jamaal Pritchett, vs. Western Kentucky, 12/21/22

All-Purpose Yards

- 154, Josh Magee, vs. Air Force, 12/30/16
- 153, Devin Voisin, vs. Western Kentucky, 12/21/22
- 145, Braylon Reynolds, vs. Western Kentucky, 12/21/22
- 122, Danny Woodson II, vs. Bowling Green, 12/20/14
- 90, Xavier Johnson, vs. Air Force, 12/30/16
90, T.J. Glover, vs. Bowling Green, 12/20/14
- 77, La'Damian Webb, vs. Western Kentucky, 12/21/22
- 57, Caullin Lacy, vs. Western Kentucky, 12/21/22
57, Jeremé Jones, vs. Bowling Green, 12/20/14
- 56, Terrance Timmons, vs. Bowling Green, 12/20/14

Total Tackles

- 18, Maleki Harris, vs. Bowling Green, 12/20/14
- 16, Darrell Gongy, vs. Air Force, 12/30/16
- 12, Terrell Brigham, vs. Bowling Green, 12/20/14
- 9, Randy Allen, vs. Air Force, 12/30/16
9, Devon Earl, vs. Air Force, 12/30/16
9, Roman Buchanan, vs. Bowling Green, 12/20/14
- 8, Jeremy Reaves, vs. Air Force, 12/30/16
8, Jimmie Gipson III, vs. Bowling Green, 12/20/14
- 7, CJ Thompson, vs. Western Kentucky, 12/21/22
- 6, Roman Buchanan, vs. Air Force, 12/30/16
6, Qudarius Ford, vs. Bowling Green, 12/20/14
6, Theo Rich, vs. Bowling Green, 12/20/14

Solo Tackles

- 12, Darrell Songy, vs. Air Force, 12/30/16
12, Maleki Harris, vs. Bowling Green, 12/20/14
- 8, Randy Allen, vs. Air Force, 12/30/16
- 7, Roman Buchanan, vs. Bowling Green, 12/20/14
- 6, CJ Thompson, vs. Western Kentucky, 12/21/22
6, Devon Earl, vs. Air Force, 12/30/16
6, Jeremy Reaves, vs. Air Force, 12/30/16
6, Qudarius Ford, vs. Bowling Green, 12/20/14
- 5, Jalen Jordan, vs. Western Kentucky, 12/21/22
5, Roman Buchanan, vs. Air Force, 12/30/16
5, Terrell Brigham, vs. Bowling Green, 12/20/14

Assisted Tackles

- 7, Terrell Brigham, vs. Bowling Green, 12/20/14
- 6, Jimmie Gipson III, vs. Bowling Green, 12/20/14
6, Maleki Harris, vs. Bowling Green, 12/20/14

Tackles For Loss

- 3.0, Devon Earl, vs. Air Force, 12/30/16
3.0, Maleki Harris, vs. Bowling Green, 12/20/14
- 2.0, Roman Buchanan, vs. Air Force, 12/30/16
2.0, Chason Milner, vs. Air Force, 12/30/16
2.0, Darrell Songy, vs. Air Force, 12/30/16
- 1.5, Jimmie Gipson III, vs. Bowling Green, 12/20/14
- 1.0, Jalen Jordan, vs. Western Kentucky, 12/21/22
1.0, Trey Kiser, vs. Western Kentucky, 12/21/22
1.0, CJ Rias, vs. Western Kentucky, 12/21/22

Sacks

- 2.0, Chason Milner, vs. Air Force, 12/30/16
- 1.0, Randy Allen, vs. Air Force, 12/30/16
1.0, Devon Earl, vs. Air Force, 12/30/16
1.0, Qudarius Ford, vs. Bowling Green, 12/20/14
1.0, Maleki Harris, vs. Bowling Green, 12/20/14

Forced Fumbles

- 1, Qudarius Ford, vs. Bowling Green, 12/20/14

Fumble Recoveries

- 1, Davin Hawkins, vs. Bowling Green, 12/20/14

Interceptions

- 1, Yam Banks, vs. Western Kentucky, 12/21/22

Interception Return Yards

-

Passes Broken Up

- 2, Darrell Luter Jr., vs. Western Kentucky, 12/21/22
- 1, CJ Thompson, vs. Western Kentucky, 12/21/22
1, Yam Banks, vs. Western Kentucky, 12/21/22
1, James Miller, vs. Western Kentucky, 12/21/22
1, Brock Higdon, vs. Western Kentucky, 12/21/22

Blocked Kicks

-

Punts

- 7, Brandon McKee, vs. Bowling Green, 12/20/14
- 4, Jack Brooks, vs. Western Kentucky, 12/21/22
4, Brandon McKee, vs. Air Force, 12/30/16
- 1, Corliss Waitman, vs. Air Force, 12/30/16

Yards Punting

- 339, Brandon McKee, vs. Bowling Green, 12/20/14
- 187, Jack Brooks, vs. Western Kentucky, 12/21/22
- 177, Brandon McKee, vs. Air Force, 12/30/16
- 8, Corliss Waitman, vs. Air Force, 12/30/16

Punting Average

- 48.4, Brandon McKee, vs. Bowling Green, 12/20/14
- 46.8, Jack Brooks, vs. Western Kentucky, 12/21/22
- 44.2, Brandon McKee, vs. Air Force, 12/30/16

Punts Inside The 20

- 4, Brandon McKee, vs. Bowling Green, 12/20/14
- 1, Brandon McKee, vs. Air Force, 12/30/16

INDIVIDUAL GAME RECORDS (BOWL GAMES)**50-Yard Punts**

- 3, Brandon McKee, vs. Bowling Green, 12/20/14
- 1, Jack Brooks, vs. Western Kentucky, 12/21/22

Kick Returns

- 4, Xavier Johnson, vs. Air Force, 12/30/16
- 4, T.J. Glover, vs. Bowling Green, 12/20/14
- 3, Braylon McReynolds, vs. Western Kentucky, 12/21/22
- 2, Claude Garrett, vs. Bowling Green, 12/20/14

Kick Return Yards

- 92, Braylon McReynolds, vs. Western Kentucky, 12/21/22
- 90, T.J. Glover, vs. Bowling Green, 12/20/14
- 46, Xavier Johnson, vs. Air Force, 12/30/16
- 40, Claude Garrett, vs. Bowling Green, 12/20/14

Punt Returns

- 3, Jeremé Jones, vs. Bowling Green, 12/20/14
- 1, Dami Ayoola, vs. Air Force, 12/30/16

Punt Return Yards

- 12, Jeremé Jones, vs. Bowling Green, 12/20/14
- 5, Dami Ayoola, vs. Air Force, 12/30/16

Longest Run

- 44-TD, Kendall Houston, vs. Bowling Green, 12/20/14
- 27, Xavier Johnson, vs. Air Force
- 25, Brandon Bridge, vs. Bowling Green, 12/20/14

Longest Pass Play

- 75-TD, Josh Magee from Dallas Davis, vs. Air Force
- 51, Chris Lewis from Dallas Davis, vs. Air Force
- 45, Danny Woodson II from Brandon Bridge, vs. Bowling Green, 12/20/14
- 44, Danny Woodson II from Brandon Bridge, vs. Bowling Green, 12/20/14
- 37, Josh Magee from Dallas Davis, vs. Air Force
- 28, Terrance Timmons from Brandon Bridge, vs. Bowling Green, 12/20/14
- 24, Tyrone Williams from Dallas Davis, vs. Air Force
- 21, Josh Magee from Dallas Davis, vs. Air Force
- 10, La'Damian Webb, vs. Western Kentucky, 12/21/22
- 10, Carter Bradley, vs. Western Kentucky, 12/21/22

Longest Interception Return

-

Longest Fumble Return

-

Longest Field Goal

- 30, Diego Guajardo, vs. Western Kentucky, 12/21/22

Longest Field-Goal Attempt

- 30, Diego Guajardo, vs. Western Kentucky, 12/21/22

Longest Punt

- 60, Brandon McKee, vs. Bowling Green, 12/20/14
- 55, Jack Brooks, vs. Western Kentucky, 12/21/22
- 54, Brandon McKee, vs. Bowling Green, 12/20/14
- 51, Brandon McKee, vs. Bowling Green, 12/20/14

Longest Kickoff Return

- 38, Braylon McReynolds, vs. Western Kentucky, 12/21/22
- 24, Claude Garrett, vs. Bowling Green, 12/20/14
- 24, T.J. Glover, vs. Bowling Green, 12/20/14
- 24, T.J. Glover, vs. Bowling Green, 12/20/14
- 22, T.J. Glover, vs. Bowling Green, 12/20/14
- 20, T.J. Glover, vs. Bowling Green, 12/20/14

Longest Punt Return

- 7, Jeremé Jones, vs. Bowling Green, 12/20/14
- 5, Dami Ayoola, vs. Air Force, 12/30/16

OPPONENT TEAM GAME RECORDS (BOWL GAMES)

Scoring

- 45, Air Force, 12/30/16
- 44, Western Kentucky, 12/21/22
- 33, Bowling Green, 12/20/14

Total Touchdowns

- 5, Western Kentucky, 12/21/22
- 5, Air Force, 12/30/16
- 4, Bowling Green, 12/20/14

Rushing Touchdowns

- 4, Air Force, 12/30/16
- 2, Bowling Green, 12/20/14

Passing Touchdowns

- 5, Western Kentucky, 12/21/22
- 2, Bowling Green, 12/20/14
- 1, Air Force, 12/30/16

Extra Points

- 5, Western Kentucky, 12/21/22
- 4, Air Force, 12/30/16
- 3, Bowling Green, 12/20/14

Extra-Point Attempts

- 5, Western Kentucky, 12/21/22
- 4, Air Force, 12/30/16
- 3, Bowling Green, 12/20/14

Field Goals

- 3, Western Kentucky, 12/21/22
- 3, Air Force, 12/30/16
- 2, Bowling Green, 12/20/14

Field-Goal Attempts

- 4, Western Kentucky, 12/21/22
- 3, Air Force, 12/30/16
- 3, Bowling Green, 12/20/14

Rush Attempts

- 63, Air Force, 12/30/16
- 49, Bowling Green, 12/20/14
- 26, Western Kentucky, 12/21/22

Yards Rushing

- 253, Air Force, 12/30/16
- 155, Western Kentucky, 12/21/22
- 131, Bowling Green, 12/20/14

Fewest Rush Attempts

- 26, Western Kentucky, 12/21/22
- 49, Bowling Green, 12/20/14
- 63, Air Force, 12/30/16

Fewest Yards Rushing

- 131, Bowling Green, 12/20/14
- 155, Western Kentucky, 12/21/22
- 253, Air Force, 12/30/16

Pass Attempts

- 56, Western Kentucky, 12/21/22
- 41, Bowling Green, 12/20/14
- 10, Air Force, 12/30/16

Completions

- 36, Western Kentucky, 12/21/22
- 26, Bowling Green, 12/20/14
- 7, Air Force, 12/30/16

Completion Percentage

- 70.0, Air Force, 12/30/16
- 66.1, Western Kentucky, 12/21/22
- 63.4, Bowling Green, 12/20/14

Yards Passing

- 522, Western Kentucky, 12/21/22
- 369, Bowling Green, 12/20/14
- 207, Air Force, 12/30/16

Fewest Pass Attempts

- 10, Air Force, 12/30/16
- 41, Bowling Green, 12/20/14
- 56, Western Kentucky, 12/21/22

Fewest Completions

- 7, Air Force, 12/30/16
- 26, Bowling Green, 12/20/14
- 56, Western Kentucky, 12/21/22

Fewest Yards Passing

- 207, Air Force, 12/30/16
- 369, Bowling Green, 12/20/14
- 522, Western Kentucky, 12/21/22

Total Offense Yards

- 677, Western Kentucky, 12/21/22
- 500, Bowling Green, 12/20/14
- 460, Air Force, 12/30/16

Fewest Total Offense Yards

- 460, Air Force, 12/30/16
- 500, Bowling Green, 12/20/14
- 677, Western Kentucky, 12/21/22

First Downs

- 30, Western Kentucky, 12/21/22
- 24, Air Force, 12/30/16
- 24, Bowling Green, 12/20/14

Fewest First Downs

- 24, Air Force, 12/30/16
- 24, Bowling Green, 12/20/14
- 30, Western Kentucky, 12/21/22

First Downs Rushing

- 14, Air Force, 12/30/16
- 7, Western Kentucky, 12/21/22
- 7, Bowling Green, 12/20/14

First Downs Passing

- 21, Western Kentucky, 12/21/22
- 14, Bowling Green, 12/20/14
- 6, Air Force, 12/30/16

Tackles For Loss

- 7, Western Kentucky, 12/21/22
- 6, Bowling Green, 12/20/14
- 5, Air Force, 12/30/16

Sacks

- 4, Western Kentucky, 12/21/22
- 4, Bowling Green, 12/20/14
- 2, Air Force, 12/30/16

Fumble Recoveries

- 2, Air Force, 12/30/16
- 2, Bowling Green, 12/20/14

Interceptions

- 2, Western Kentucky, 12/21/22
- 2, Bowling Green, 12/20/14
- 1, Air Force, 12/30/16

Interception Return Yards

- 47, Western Kentucky, 12/21/22

Total Turnovers Forced

- 4, Bowling Green, 12/20/14
- 3, Air Force, 12/30/16
- 2, Western Kentucky, 12/21/22

Passes Broken Up

- 6, Western Kentucky, 12/21/22
- 4, Bowling Green, 12/20/14
- 3, Air Force, 12/30/16

Blocked Kicks

-

Punts

- 7, Bowling Green, 12/20/14
- 2, Air Force, 12/30/16

Yards Punting

- 330, Bowling Green, 12/20/14
- 73, Air Force, 12/30/16

Punting Average

- 47.1, Bowling Green, 12/20/14
- 36.5, Air Force, 12/30/16

Kick Returns

- 5, Bowling Green, 12/20/14
- 2, Western Kentucky, 12/21/22
- 2, Air Force, 12/30/16

Kick Return Yards

- 115, Bowling Green, 12/20/14
- 44, Air Force, 12/30/16
- 43, Western Kentucky, 12/21/22

Punt Returns

- 3, Bowling Green, 12/20/14

Punt Return Yards

- 8, Bowling Green, 12/20/14

OPPONENT INDIVIDUAL GAME RECORDS (BOWL GAMES)

Scoring

- 14, Cory Munson, Malachi Corley, Western Kentucky, 12/21/22
- 13, Luke Strebel, Air Force, 12/30/16
- 12, Malachi Corley, Western Kentucky, 12/21/22
12, Jacobi Owens, Air Force, 12/30/16
12, Travis Greene, Bowling Green, 12/20/14
12, Roger Lewis, Bowling Green, 12/20/14
- 9, Tyler Tate, Bowling Green, 12/20/14
- 8, Jalen Robinette, Air Force, 12/30/16
- 6, Jaylen Hall, Western Kentucky, 12/21/22
6, Dalvin Smith, Western Kentucky, 12/21/22
6, Joey Bejan, Western Kentucky, 12/21/22

Total Touchdowns

- 2, Malachi Croley, Western Kentucky, 12/21/22
2, Jacobi Owens, Air Force, 12/30/16
2, Travis Greene, Bowling Green, 12/20/14
2, Roger Lewis, Bowling Green, 12/20/14

Extra Points

- 5, Cory Munson, Western Kentucky, 12/21/22
- 4, Luke Strebel, Air Force, 12/30/16
- 3, Tyler Tate, Bowling Green, 12/20/14

Extra-Point Attempts

- 5, Cory Munson, Western Kentucky, 12/21/22
- 4, Luke Strebel, Air Force, 12/30/16
- 3, Tyler Tate, Bowling Green, 12/20/14

Field Goals

- 3, Cory Munson, Western Kentucky, 12/21/22
3, Luke Strebel, Air Force, 12/30/16
- 2, Tyler Tate, Bowling Green, 12/20/14

Field-Goal Attempts

- 4, Cory Munson, Western Kentucky, 12/21/22
- 3, Luke Strebel, Air Force, 12/30/16
3, Tyler Tate, Bowling Green, 12/20/14

Rush Attempts

- 21, Arion Worthman, Air Force, 12/30/16
- 20, Travis Greene, Bowling Green, 12/20/14
- 17, Jacobi Owens, Air Force, 12/30/16
- 16, Fred Coppet, Travis Greene, Bowling Green, 12/20/14
- 9, Davion Ervin-Poindexter, Western Kentucky, 12/21/22
9, James Knapke, Bowling Green, 12/20/14
- 8, Tyler Williams, Air Force, 12/30/16
- 7, Markese Stepp, Western Kentucky, 12/21/22

Yards Rushing

- 74, Jacobi Owens, Air Force, 12/30/16
- 71, Arion Worthman, Air Force, 12/30/16
- 70, Fred Coppet, Bowling Green, 12/20/14
- 63, Markese Stepp, Western Kentucky, 12/21/22
- 42, Tyler Williams, Air Force, 12/30/16
- 41, Tim McVey, Air Force, 12/30/16
41, Travis Greene, Bowling Green, 12/20/14
- 33, Davion Ervin-Poindexter, Western Kentucky, 12/21/22
- 31, Michael Matheson, Western Kentucky, 12/21/22
- 25, Austin Reed, Western Kentucky, 12/21/22

Rushing Touchdowns

- 2, Jacobi Owens, Air Force, 12/30/16
2, Travis Greene, Bowling Green, 12/20/14

Average Per Carry (minimum five attempts)

- 9.00, Markese Stepp, Western Kentucky, 12/21/22
- 5.25, Tyler Williams, Air Force, 12/30/16
- 4.38, Fred Coppet, Travis Greene, Bowling Green, 12/20/14
- 4.35, Jacobi Owens, Air Force, 12/30/16
- 3.70, Davion Ervin-Poindexter, Western Kentucky, 12/21/22
- 3.38, Arion Worthman, Air Force, 12/30/16
- 2.67, James Knapke, Bowling Green, 12/20/14
- 2.05, Travis Greene, Bowling Green, 12/20/14

Average Per Carry (minimum 10 attempts)

- 4.38, Fred Coppet, Bowling Green, 12/20/14
- 4.35, Jacobi Owens, Air Force, 12/30/16
- 3.38, Arion Worthman, Air Force, 12/30/16
- 2.67, James Knapke, Bowling Green, 12/20/14
- 2.05, Travis Greene, Bowling Green, 12/20/14

Pass Attempts

- 55, Austin Reed, Western Kentucky, 12/21/22
- 39, James Knapke, Bowling Green, 12/20/14
- 10, Arion Worthman, Air Force, 12/30/16

Completions

- 36, Austin Reed, Western Kentucky, 12/21/22
- 25, James Knapke, Bowling Green, 12/20/14
- 7, Arion Worthman, Air Force, 12/30/16

Completion Percentage (minimum 10 attempts)

- 70.0 (7-10), Arion Worthman, Air Force, 12/30/16
- 65.5 (36-55), Austin Reed, Western Kentucky, 12/21/22
- 64.1 (25-39), James Knapke, Bowling Green, 12/20/14

Yards Passing

- 497, Austin Reed, Western Kentucky, 12/21/22
- 368, James Knapke, Bowling Green, 12/20/14
- 207, Arion Worthman, Air Force, 12/30/16

Touchdowns Passing

- 5, Austin Reed, Western Kentucky, 12/21/22
- 2, James Knapke, Bowling Green, 12/20/14

Receptions

- 11, Malachi Corley, Western Kentucky, 12/21/22
- 9, Jaylen Hall, Western Kentucky, 12/21/22
- 7, Gehrig Dieter, Bowling Green, 12/20/14
- 6, Dalvin Smith, Western Kentucky, 12/21/22
- 5, Ronnie Moore, Bowling Green, 12/20/14
- 4, Ryan Burbrink, Bowling Green, 12/20/14
4, Roger Lewis, Bowling Green, 12/20/14
- 3, Joey Bejan, Western Kentucky, 12/21/22
3, Michael Mathison, Western Kentucky, 12/21/22
3, Davion Ervin-Poindexter
3, Tyler Williams, Air Force, 12/30/16
3, Heath Jackson, Bowling Green, 12/20/14

Yards Receiving

- 145, Dalvin Smith, Western Kentucky, 12/21/22
- 138, Jaylen Hall, Western Kentucky, 12/21/22
- 137, Roger Lewis, Bowling Green, 12/20/14
- 124, Jalen Robinette, Air Force, 12/30/16
- 114, Malachi Corley, Western Kentucky, 12/21/22
- 108, Gehrig Dieter, Bowling Green, 12/20/14
- 66, Tyler Williams, Air Force, 12/30/16
- 61, Ronnie Moore, Bowling Green, 12/20/14
- 42, Joey Bejan, Western Kentucky, 12/21/22
- 39, Ryan Burbrink, Bowling Green, 12/20/14

Touchdown Catches

- 2, Malachi Corley, Western Kentucky, 12/21/22
2, Roger Lewis, Bowling Green, 12/20/14

Total Offense Yards

- 522, Austin Reed, Western Kentucky, 12/21/22
- 392, James Knapke, Bowling Green, 12/20/14
- 278, Arion Worthman, Air Force, 12/30/16
- 145, Dalvin Smith, Western Kentucky, 12/21/22
- 138, Jaylen Hall, Western Kentucky, 12/21/22
- 117, Malachi Corley, Western Kentucky, 12/21/22
- 109, Michael Mathison, Western Kentucky, 12/21/22
- 74, Jacobi Owens, Air Force, 12/30/16
- 70, Fred Coppet, Bowling Green, 12/20/14
- 66, Davin Ervin-Poindexter, Western Kentucky, 12/21/22

OPPONENT INDIVIDUAL GAME RECORDS (BOWL GAMES)**All-Purpose Yards**

- 145, Dalvin Smith, Western Kentucky, 12/21/22
- 138, Jaylen Hall, Western Kentucky, 12/21/22
- 137, Roger Lewis, Bowling Green, 12/20/14
- 124, Jalen Robinette, Air Force, 12/30/16
- 117, Malachi Corley, Western Kentucky, 12/21/22
- 109, Michael Mathison, Western Kentucky, 12/21/22
- 108, Tyler Williams, Air Force, 12/30/16
- 108, Gehrig Dieter, Bowling Green, 12/20/14
- 81, Tim McVey, Air Force, 12/30/16
- 74, Jacobi Owens, Air Force, 12/30/16

Total Tackles

- 9, Derrick Smith, Western Kentucky, 12/21/22
- 8, Upton Stout, Western Kentucky, 12/21/22
- 7, Will Ignont, Western Kentucky, 12/21/22
- 6, JaQues Evans, Western Kentucky, 12/21/22
- 6, Bryan Thomas, Bowling Green, 12/20/14
- 5, Tre Shaw, Western Kentucky, 12/21/22
- 5, Davion Williams, Western Kentucky, 12/21/22
- 5, Weston Steelhammer, Air Force, 12/30/16
- 5, Jude Adjei-Barimah, Bowling Green, 12/20/14
- 5, Gabe Martin, Bowling Green, 12/20/14
- 5, Charlie Walker, Bowling Green, 12/20/14

Solo Tackles

- 7, Derrick Smith, Western Kentucky, 12/21/22
- 5, Weston Steelhammer, Air Force, 12/30/16
- 5, Bryan Thomas, Bowling Green, 12/20/14
- 5, Charlie Walker, Bowling Green, 12/20/14
- 4, Will Ignont, Western Kentucky, 12/21/22
- 4, Tre Shaw, Western Kentucky, 12/21/22
- 4, Jude Adjei-Barimah, Bowling Green, 12/20/14
- 4, Clint Stephens, Bowling Green, 12/20/14
- 3, Upton Stout, Western Kentucky, 12/21/22
- 3, JaQues Evans, Western Kentucky, 12/21/22
- 3, Davion Williams, Western Kentucky, 12/21/22
- 3, Kendrick Simpkins, Western Kentucky, 12/21/22
- 3, Lorenzo Hernandez, Western Kentucky, 12/21/22
- 3, Lochlin Deeks, Air Force, 12/30/16
- 3, Jesse Washington, Air Force, 12/30/16
- 3, Gabe Martin, Bowling Green, 12/20/14
- 3, Ryland Ward, Bowling Green, 12/20/14

Assisted Tackles

- 5, Upton Stout, Western Kentucky, 12/21/22
- 4, Jaden Hunter, Western Kentucky, 12/21/22
- 3, Will Ignont, Western Kentucky, 12/21/22
- 3, JaQues Evans, Western Kentucky, 12/21/22
- 2, Derrick Smith, Western Kentucky, 12/21/22
- 2, Davion Williams, Western Kentucky, 12/21/22
- 2, Dareon Goodrum, Western Kentucky, 12/21/22
- 2, Gabe Martin, Bowling Green, 12/20/14
- 2, Taylor Royster, Bowling Green, 12/20/14

Tackles For Loss

- 2.5, JaQues Evans, Western Kentucky, 12/21/22
- 2.0, Gabe Martin, Bowling Green, 12/20/14
- 2.0, Bryan Thomas, Bowling Green, 12/20/14
- 1.5, Dareon Goodrum, Western Kentucky, 12/21/22

Sacks

- 2.0, Bryan Thomas, Bowling Green, 12/20/14
- 1.5, Dareon Goodrum, Western Kentucky, 12/21/22
- 1.0, JaQues Evans, Western Kentucky, 12/21/22

Forced Fumbles

- 1, Weston Steelhammer, Air Force, 12/30/16

Fumble Recoveries

- 1, Santo Coppola, Air Force, 12/30/16
- 1, Grant Ross, Air Force, 12/30/16
- 1, Gabe Martin, Bowling Green, 12/20/14
- 1, Kendall Montgomery, Bowling Green, 12/20/14

Interceptions

- 1, Upton Stout, Western Kentucky, 12/21/22
- 1, Kaleb Oliver, Western Kentucky, 12/21/22
- 1, Weston Steelhammer, Air Force, 12/30/16
- 1, Jude Adjei-Barimah, Bowling Green, 12/20/14
- 1, Ryland Ward, Bowling Green, 12/20/14

Interception Return Yards

- 30, Kaleb Oliver, Western Kentucky, 12/21/22
- 17, Upton Stout, Western Kentucky, 12/21/22

Passes Broken Up

- 2, Derrick Smith, Western Kentucky, 12/21/22
- 1, JaQues Evans, Western Kentucky, 12/21/22
- 1, Lorenzo Hernandez, Western Kentucky, 12/21/22
- 1, Rome Weber, Western Kentucky, 12/21/22

Blocked Kicks

-

Punts

- 7, Joe Davidson, Bowling Green, 12/20/14
- 2, Steve Brosy, Air Force, 12/30/16

Yards Punting

- 330, Joe Davidson, Bowling Green, 12/20/14
- 73, Steve Brosy, Air Force, 12/30/16

Punting Average

- 47.1, Joe Davidson, Bowling Green, 12/20/14
- 36.5, Steve Brosy, Air Force, 12/30/16

Punting Average (minimum 4)

- 47.1, Joe Davidson, Bowling Green, 12/20/14

Punts Inside The 20

-

Kick Returns

- 3, Clint Stephens, Bowling Green, 12/20/14
- 2, Michael Mathison, Western Kentucky, 12/21/22

Kick Return Yards

- 59, Clint Stephens, Bowling Green, 12/20/14
- 43, Michael Mathison, Western Kentucky, 12/21/22
- 30, Austin Valdez, Bowling Green, 12/20/14
- 26, Clay Rolf, Bowling Green, 12/20/14
- 23, Tim McVey, Air Force, 12/30/16
- 21, Bryan Driskell, Air Force, 12/30/16

Punt Returns

- 3, Ryan Burbrink, Bowling Green, 12/20/14

Punt Return Yards

- 8, Ryan Burbrink, Bowling Green, 12/20/14

Longest Run

- 39, Markee Stepp, Western Kentucky, 12/21/22
- 31, Michael Mathison, Western Kentucky, 12/21/22
- 31, Fred Coppet, Bowling Green, 12/20/14
- 29, Arion Worthman, Air Force, 12/30/16
- 29, Tim McVey, Air Force, 12/30/16
- 22-TD, Jacobi Owens, Air Force, 12/30/16
- 20, Tyler Williams, Air Force, 12/30/16
- 14, Austin Reed, Western Kentucky, 12/21/22
- 12, Davin Ervin-Poindexter, Western Kentucky, 12/21/22

OPPONENT INDIVIDUAL GAME RECORDS (BOWL GAMES)**Longest Pass Play**

1. 78-TD, Roger Lewis from James Knapke, Bowling Green, 12/20/14
2. 75-TD, Jalen Robinette from Arion Worthman, Air Force, 12/30/16
3. 53, Gehrig Dieter from James Knapke, Bowling Green, 12/20/14
4. 49, Jalen Robinette from Arion Worthman, Air Force, 12/30/16
5. 44-TD, Dalvin Smith from Austin Reed, Western Kentucky, 12/21/22
44-TD, Roger Lewis from James Knapke, Bowling Green, 12/20/14
7. 42, Ronnie Moore from James Knapke, Bowling Green, 12/20/14
8. 39-TD, Malachi Corley from Austin Reed, Western Kentucky, 12/21/22
9. 38, Jaylon Hall from Austin Reed, Western Kentucky, 12/21/22
10. 28, Tyler Williams from Arion Worthman, Air Force, 12/30/16

Longest Interception Return

1. 30, Kaleb Oliver, Western Kentucky, 12/21/22
2. 17, Upton Stout, Western Kentucky, 12/21/22

Longest Fumble Return

1. 5, Santo Coppola, Air Force, 12/30/16

Longest Field Goal

1. 39, Tyler Tate, Bowling Green, 12/20/14
2. 37, Luke Strebel, Air Force, 12/30/16
3. 31, Cory Munson, Western Kentucky, 12/21/22
31, Cory Munson, Western Kentucky, 12/21/22
5. 25, Luke Strebel, Air Force, 12/30/16
6. 23, Cory Munson, Western Kentucky, 12/21/22
7. 22, Luke Strebel, Air Force, 12/30/16
22, Tyler Tate, Bowling Green, 12/20/14

Longest Field-Goal Attempt

1. 39, Tyler Tate, Bowling Green, 12/20/14
2. 37, Luke Strebel, Air Force, 12/30/16
3. 34, Cory Munson, Western Kentucky, 12/21/22
4. 31, Cory Munson, Western Kentucky, 12/21/22
31, Cory Munson, Western Kentucky, 12/21/22
6. 25, Luke Strebel, Air Force, 12/30/16
7. 23, Cory Munson, Western Kentucky, 12/21/22
8. 22, Luke Strebel, Air Force, 12/30/16
22, Tyler Tate, Bowling Green, 12/20/14

Longest Punt

1. 58, Joe Davidson, Bowling Green, 12/20/14
2. 52, Steve Brosy, Air Force, 12/30/16
3. 51, Joe Davidson, Bowling Green, 12/20/14

Longest Kickoff Return

1. 32, Clint Stephens, Bowling Green, 12/20/14
2. 30, Austin Valdez, Bowling Green, 12/20/14
3. 26, Clay Rolf, Bowling Green, 12/20/14
4. 25, Michael Mathison, Western Kentucky, 12/21/22
5. 23, Tim McVey, Air Force, 12/30/16
6. 21, Bryan Driskell, Air Force, 12/30/16
7. 18, Michael Mathison, Western Kentucky, 12/21/22

Longest Punt Return

1. 8, Ryan Burbrink, Bowling Green, 12/20/14



2023 SCHEDULE

*Indicates Sun Belt Conference Opponent | All Home Games at Hancock Whitney Stadium | All Times Central



Saturday, September 2
at **TULANE**
7pm | New Orleans, La.



SATURDAY, SEPTEMBER 9
SOUTHEASTERN LOUISIANA
4PM | MOBILE, ALA.



Saturday, September 16
at **OKLAHOMA STATE**
6pm | New Orleans, La.



SATURDAY, SEPTEMBER 23
CENTRAL MICHIGAN (HC)
TBA | MOBILE, ALA.



Saturday, September 30
at **JAMES MADISON***
TBA | Harrisonburg, Va.



Saturday, October 7
at **LOUISIANA MONROE***
TBA | Monroe, La.



TUESDAY, OCTOBER 17
SOUTHERN MISS*
6:30PM | MOBILE, ALA.



SATURDAY, OCTOBER 28
LOUISIANA*
TBA | MOBILE, ALA.



Thursday, November 2
at **TROY***
6:30pm | Troy, Ala.



SATURDAY, NOVEMBER 11
ARKANSAS STATE*
TBA | MOBILE, ALA.



SATURDAY, NOVEMBER 18
MARSHALL*
TBA | MOBILE, ALA.



Saturday, November 25
at **TEXAS STATE***
TBA | San Marcos, Texas



Hercules Tires Sun Belt Football Championship
Saturday, December 2 | TBA